



BMCRC-MRO CHAMPIONSHIPS

2023

Round 4
Donington Park National
3rd / 4th June 2023



Timing & Results Provided by Timing Solutions Ltd

www.tsl-timing.com

illuminate~~a~~esign

ILLUMINATE DESIGN 250 MZ & BLUE HAZE GPF



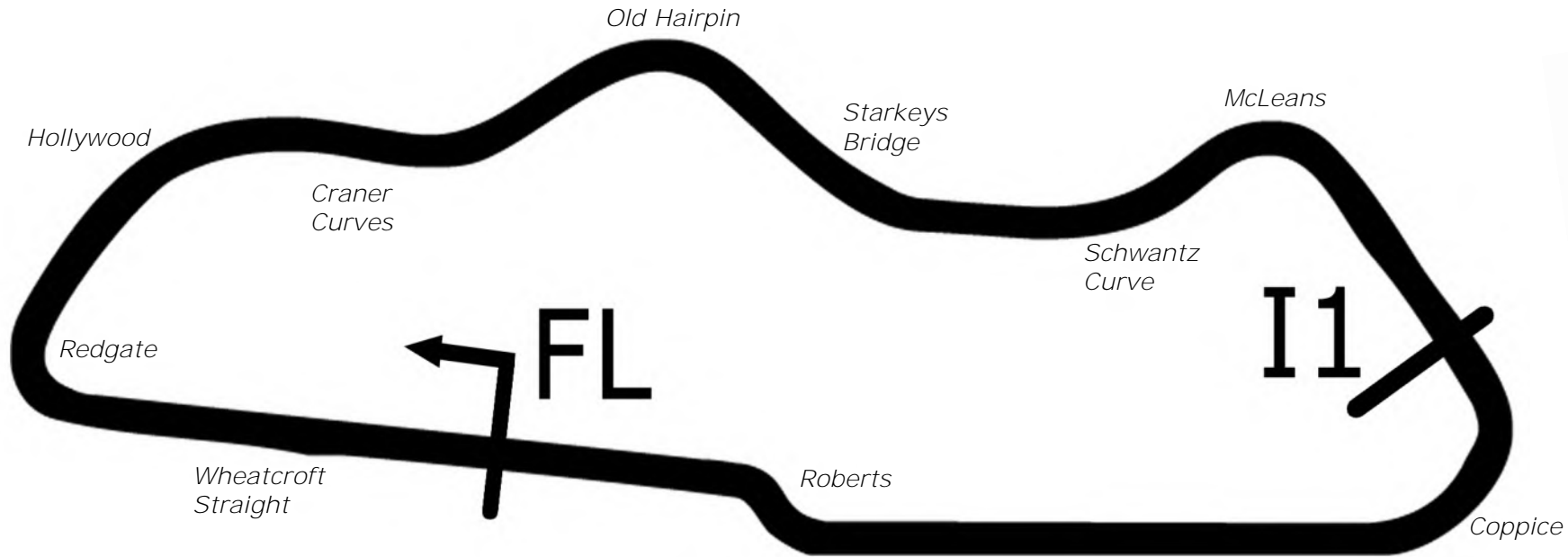
BMCRC-MRO Championships - Round 4
Donington Park National
3rd / 4th June 2023



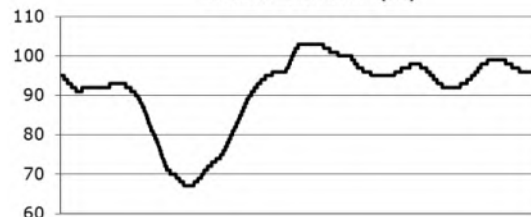
Timing & Results Provided by Timing Solutions Ltd

www.tsl-timing.com

Donington Park National



Circuit Altitude (m)



Length	1.9790 miles	3185.0 m	
FL		52.82971 N	1.37867 W
I1	2096m	52.82978 N	1.36508 W
Pit Entry	3100m	52.82951 N	1.37832 W
Pit Exit	229m after FL	52.82996 N	1.38205 W
Pit Entry-Pit Exit 256m, 18.4s @50kph, 15.3s @60kph			

BMCRC - MRO Championships 2023 - Rnd 4 @ Donington Park

Illuminate Design 250MZ & Blue Haze GPF 2-Stroke

QUALIFYING - CLASSIFICATION

POS	NO	CL	PIC NAME	ENTRY	TIME	ON	LAPS	GAP	DIFF	MPH
1	571*	GPF	1 Alan MORETON	Suzuki RG500 - Spraytech At Brooklyn Garage	1:20.766	5	8			88.21
2	18	GPF	2 David BALL	Yamaha TZR250F3 - Gardiner Page and Roe pension c	1:20.944	6	8	0.178	0.178	88.01
3	28	GPF	3 Liam McCARTER	Yamaha TZR - Katie McCarter	1:21.835	7	8	1.069	0.891	87.06
4	42	GPF	4 Alan WOOD	Suzuki RGV250 - J.Clubb Aggregates & Concrete	1:21.872	5	8	1.106	0.037	87.02
5	27	GPF	5 Richard HAYWARD	Yamaha TZR250 - GForce/Hayward R Ltd/SnapOn	1:22.835	7	8	2.069	0.963	86.01
6	247	GPF	6 Lee HEALEY	Suzuki VJ22 - Specialised welding and fabrications	1:23.674	7	7	2.908	0.839	85.14
7	110	GPF	7 Mark HAIGH	Aprilia RS250 - Chesterfield CarClinic/The Tuning Work	1:23.765	7	7	2.999	0.091	85.05
8	17	GPF	8 Peter FISHWICK	Yamaha TZ250 -	1:24.994	5	7	4.228	1.229	83.82
9	162	GPF	9 Darren COOPER	Yamaha TZR250 - Twistgrip Motorcycles	1:25.635	3	7	4.869	0.641	83.19
10	69	MZ	1 Alexander MANN	MZ TS 250 - HS RACING	1:26.155	7	7	5.389	0.520	82.69
11	73	GPF	10 Colvin TURNER	Yamaha TZR250 -	1:26.270	2	7	5.504	0.115	82.58
12	85	MZ	2 Andrew WALES	MZ ETZ250 - Illuminated Design LTD	1:27.257	5	7	6.491	0.987	81.65
13	565	MZ	3 Louis KERSHAW	MZ ETZ250 - Team Lucky Streets/Walkers Campers	1:27.653	7	7	6.887	0.396	81.28
14	96	MZ	4 Chris KENT	MZ ETZ250 -	1:29.037	5	7	8.271	1.384	80.01
15	169	GPF	11 Mark ELLERAY	Yamaha TZR250 - Abbot Solutions Ltd	1:29.229	4	5	8.463	0.192	79.84
16	75	MZ	5 Pete WOODALL	MZ ETZ250 - Online Lubricants	1:29.284	3	7	8.518	0.055	79.79
17	11	MZ	6 Carl CRIPPS	MZ ETZ250 - MIS UK LTD	1:29.592	3	7	8.826	0.308	79.52
18	47	GPF	12 Roy ALDERSLADE	Yamaha TZR250 -	1:30.480	4	5	9.714	0.888	78.74
19	7	MZ	7 John ASHMEAD	MZ ETZ250 -	1:30.830	4	5	10.064	0.350	78.43
20	13	MZ	8 Gordon RYAN	MZ ETZ250 - Prism Work Psychology	1:33.240	3	7	12.474	2.410	76.41
21	142	GPF	13 Martin PEARSON	Yamaha TZR250 -	1:33.377	3	7	12.611	0.137	76.29
22	66	MZ	9 Graeme LEWIS	MZ ETZ250 - Morris Racing Lubricants #MRL & DRD M	1:33.601	2	7	12.835	0.224	76.11
23	14	MZ	10 Andy MARKS	MZ ETZ250 - Kingpin Components	1:33.824	6	7	13.058	0.223	75.93
24	8	MZ	11 Rich ASKEW	MZ ETZ250 - L + R Construction	1:34.672	5	7	13.906	0.848	75.25
25	566	MZ	12 Michael WILBY	MZ ETZ250 - Sziler UK	1:36.337	7	7	15.571	1.665	73.95
26	56	MZ	13 Russell TURNER	MZ ETZ250 - TT Racing	1:36.843	2	2	16.077	0.506	73.56
27	25	GPF	14 Stephen WIMBLE	Yamah TZR 250 - S.B.W Contractor	1:36.902	4	5	16.136	0.059	73.52
28	24	MZ	14 Tony PARKER	MZ ETZ250 - Cancer Research UK	1:36.947	5	7	16.181	0.045	73.49
29	94	MZ	15 Leila WILLIAMS	MZ ETZ250 - Illuminated Design LTD	1:41.007	2	6	20.241	4.060	70.53
30	113	GPF	15 Doug EDMONDSON	Yamaha TZR250 - Stan Stephens Tuning			1			
31	102	MZ	16 Caleb WRIGHT	MZ ETZ250 - Clover Investments			0			

#571 - Fastest lap time removed, Yellow flag infringement.

Weather / Track : Bright / Dry

These results are provisional until the conclusion of any judicial and technical matters.

Donington Park National: 1.9790 miles

Date: 03/06/2023 Start: 10:17 Finish: 10:28

Clerk Of Course :

Stewards :

Timekeeper : Richard Evans

Results can be found at www.tsl-timing.com

Printed - 10:29 Saturday, 03 June 2023



BMCRG - MRO Championships 2023 - Rnd 4 @ Donington Park

Illuminate Design 250MZ & Blue Haze GPF 2-Stroke

QUALIFYING - SECTOR ANALYSIS



SECTOR 1 = FL to I1, SECTOR 2 = I1 to FL, DIFF = Difference To Personal Best Lap, P = Crossed Finish Line in Pit Lane, D = Time Disallowed

P1 571 GPF Alan MORETON		Suzuki RG500 - Spraytech At Brooklyn Garage				
IDEAL LAP TIME : 1:20.686		BEST LAP TIME : 1:20.766		DIFFERENCE : 0.080		
LAP	SECTOR 1	SECTOR 2	LAP TIME	MPH	DIFF	TIME OF DAY
1 -	58.792	28.883	1:27.675	81.26	6.909	10:19:37.378
2 -	53.473	28.616	1:22.089	86.79	1.323	10:20:59.467
3 -	53.730	28.194	1:21.924	86.96	1.158	10:22:21.391
4 -	53.433	28.309	1:21.742 (2)	87.16	0.976	10:23:43.133
5 -	52.650	28.116	1:20.766 (1)	88.21		10:25:03.899
6 -	52.570	28.154	1:20.724 D	88.25		10:26:24.623
7 -	53.591	28.260	1:21.851 (3)	87.04	1.085	10:27:46.474
8 -	54.993	29.629	1:24.622	84.19	3.856	10:29:11.096

P2 18 GPF David BALL		Yamaha TZR250F3 - Gardiner Page and Roe pension consultan				
IDEAL LAP TIME : 1:20.886		BEST LAP TIME : 1:20.944		DIFFERENCE : 0.058		
LAP	SECTOR 1	SECTOR 2	LAP TIME	MPH	DIFF	TIME OF DAY
1 -	57.665	29.460	1:27.125	81.77	6.181	10:19:36.302
2 -	53.427	28.521	1:21.948	86.94	1.004	10:20:58.250
3 -	53.569	28.903	1:22.472	86.38	1.528	10:22:20.722
4 -	53.584	29.371	1:22.955	85.88	2.011	10:23:43.677
5 -	52.836	28.982	1:21.818 (3)	87.07	0.874	10:25:05.495
6 -	52.401	28.543	1:20.944 (1)	88.01		10:26:26.439
7 -	53.003	28.485	1:21.488 (2)	87.43	0.544	10:27:47.927
8 -	53.832	29.722	1:23.554	85.26	2.610	10:29:11.481

P3 28 GPF Liam McCARTER		Yamaha TZR - Katie McCarter				
IDEAL LAP TIME : 1:21.835		BEST LAP TIME : 1:21.835		DIFFERENCE : 0.000		
LAP	SECTOR 1	SECTOR 2	LAP TIME	MPH	DIFF	TIME OF DAY
1 -	59.720	30.127	1:29.847	79.29	8.012	10:19:42.078
2 -	55.865	29.375	1:25.240	83.58	3.405	10:21:07.318
3 -	53.928	28.882	1:22.810	86.03	0.975	10:22:30.128
4 -	53.859	29.032	1:22.891	85.95	1.056	10:23:53.019
5 -	53.728	28.856	1:22.584 (3)	86.27	0.749	10:25:15.603
6 -	53.676	28.782	1:22.458 (2)	86.40	0.623	10:26:38.061
7 -	53.105	28.730	1:21.835 (1)	87.06		10:27:59.896
8 -	54.593	29.316	1:23.909	84.90	2.074	10:29:23.805

P4 42 GPF Alan WOOD		Suzuki RGV250 - J.Clubb Aggregates & Concrete				
IDEAL LAP TIME : 1:21.601		BEST LAP TIME : 1:21.872		DIFFERENCE : 0.271		
LAP	SECTOR 1	SECTOR 2	LAP TIME	MPH	DIFF	TIME OF DAY
1 -	56.795	29.637	1:26.432	82.43	4.560	10:19:34.725
2 -	54.246	29.160	1:23.406	85.42	1.534	10:20:58.131
3 -	54.121	28.882	1:23.003	85.83	1.131	10:22:21.134
4 -	54.029	28.850	1:22.879	85.96	1.007	10:23:44.013
5 -	52.751	29.121	1:21.872 (1)	87.02		10:25:05.885
6 -	53.162	28.963	1:22.125 (2)	86.75	0.253	10:26:28.010
7 -	53.207	28.986	1:22.193 (3)	86.68	0.321	10:27:50.203
8 -	53.331	29.265	1:22.596	86.25	0.724	10:29:12.799

P5 27 GPF Richard HAYWARD		Yamaha TZR250 - GForce/Hayward R Ltd/SnapOn				
IDEAL LAP TIME : 1:22.797		BEST LAP TIME : 1:22.835		DIFFERENCE : 0.038		
LAP	SECTOR 1	SECTOR 2	LAP TIME	MPH	DIFF	TIME OF DAY
1 -	58.795	30.151	1:28.946	80.10	6.111	10:19:39.113
2 -	54.821	29.279	1:24.100	84.71	1.265	10:21:03.213
3 -	53.748	29.190	1:22.938 (2)	85.90	0.103	10:22:26.151
4 -	53.922	29.200	1:23.122	85.71	0.287	10:23:49.273
5 -	53.901	29.049	1:22.950 (3)	85.89	0.115	10:25:12.223
6 -	54.470	29.123	1:23.593	85.23	0.758	10:26:35.816
7 -	53.761	29.074	1:22.835 (1)	86.01		10:27:58.651
8 -	53.803	29.193	1:22.996	85.84	0.161	10:29:21.647

BMCRC - MRO Championships 2023 - Rnd 4 @ Donington Park

Illuminate Design 250MZ & Blue Haze GPF 2-Stroke

QUALIFYING - SECTOR ANALYSIS



SECTOR 1 = FL to I1, SECTOR 2 = I1 to FL, DIFF = Difference To Personal Best Lap, P = Crossed Finish Line in Pit Lane, D = Time Disallowed

P6		247 GPF		Lee HEALEY		Suzuki VJ22 - Specialised welding and fabrications	
IDEAL LAP TIME : 1:23.557		BEST LAP TIME : 1:23.674		DIFFERENCE : 0.117			
LAP	SECTOR 1	SECTOR 2	LAP TIME	MPH	DIFF	TIME OF DAY	
1 -	1:00.374	30.873	1:31.247	78.08	7.573	10:19:44.079	
2 -	55.941	30.522	1:26.463	82.40	2.789	10:21:10.542	
3 -	54.992	30.769	1:25.761	83.07	2.087	10:22:36.303	
4 -	54.780	29.284	1:24.064 (3)	84.75	0.390	10:24:00.367	
5 -	54.824	29.121	1:23.945 (2)	84.87	0.271	10:25:24.312	
6 -	55.184	29.266	1:24.450	84.36	0.776	10:26:48.762	
7 -	54.436	29.238	1:23.674 (1)	85.14		10:28:12.436	

P7		110 GPF		Mark HAIGH		Aprilia RS250 - Chesterfield CarClinic/The Tuning Works	
IDEAL LAP TIME : 1:23.632		BEST LAP TIME : 1:23.765		DIFFERENCE : 0.133			
LAP	SECTOR 1	SECTOR 2	LAP TIME	MPH	DIFF	TIME OF DAY	
1 -	1:02.494	31.214	1:33.708	76.03	9.943	10:19:47.616	
2 -	57.839	29.794	1:27.633	81.30	3.868	10:21:15.249	
3 -	55.032	29.854	1:24.886	83.93	1.121	10:22:40.135	
4 -	55.014	29.953	1:24.967	83.85	1.202	10:24:05.102	
5 -	55.134	29.369	1:24.503 (3)	84.31	0.738	10:25:29.605	
6 -	54.263	30.199	1:24.462 (2)	84.35	0.697	10:26:54.067	
7 -	54.311	29.454	1:23.765 (1)	85.05		10:28:17.832	

P8		17 GPF		Peter FISHWICK		Yamaha TZ250 -	
IDEAL LAP TIME : 1:24.866		BEST LAP TIME : 1:24.994		DIFFERENCE : 0.128			
LAP	SECTOR 1	SECTOR 2	LAP TIME	MPH	DIFF	TIME OF DAY	
1 -	1:00.928	31.728	1:32.656	76.89	7.662	10:19:45.552	
2 -	59.195	29.923	1:29.118	79.94	4.124	10:21:14.670	
3 -	55.461	30.490	1:25.951	82.89	0.957	10:22:40.621	
4 -	55.554	29.867	1:25.421 (3)	83.40	0.427	10:24:06.042	
5 -	55.179	29.815	1:24.994 (1)	83.82		10:25:31.036	
6 -	55.051	30.230	1:25.281 (2)	83.54	0.287	10:26:56.317	
7 -	55.987	29.974	1:25.961	82.88	0.967	10:28:22.278	

P9		162 GPF		Darren COOPER		Yamaha TZR250 - Twistgrip Motorcycles	
IDEAL LAP TIME : 1:25.624		BEST LAP TIME : 1:25.635		DIFFERENCE : 0.011			
LAP	SECTOR 1	SECTOR 2	LAP TIME	MPH	DIFF	TIME OF DAY	
1 -	1:01.330	30.904	1:32.234	77.24	6.599	10:19:41.831	
2 -	55.921	30.438	1:26.359	82.50	0.724	10:21:08.190	
3 -	55.345	30.290	1:25.635 (1)	83.19		10:22:33.825	
4 -	56.034	30.559	1:26.593	82.27	0.958	10:24:00.418	
5 -	55.635	30.279	1:25.914 (2)	82.92	0.279	10:25:26.332	
6 -	56.041	31.903	1:27.944	81.01	2.309	10:26:54.276	
7 -	55.601	30.579	1:26.180 (3)	82.67	0.545	10:28:20.456	

P10		69 MZ		Alexander MANN		MZ TS 250 - HS RACING	
IDEAL LAP TIME : 1:26.082		BEST LAP TIME : 1:26.155		DIFFERENCE : 0.073			
LAP	SECTOR 1	SECTOR 2	LAP TIME	MPH	DIFF	TIME OF DAY	
1 -	1:02.381	32.522	1:34.903	75.07	8.748	10:19:45.126	
2 -	59.989	31.334	1:31.323	78.01	5.168	10:21:16.449	
3 -	56.712	30.974	1:27.686	81.25	1.531	10:22:44.135	
4 -	56.210	30.384	1:26.594 (3)	82.27	0.439	10:24:10.729	
5 -	56.115	30.516	1:26.631	82.24	0.476	10:25:37.360	
6 -	55.854	30.721	1:26.575 (2)	82.29	0.420	10:27:03.935	
7 -	55.698	30.457	1:26.155 (1)	82.69		10:28:30.090	

BMCRC - MRO Championships 2023 - Rnd 4 @ Donington Park

Illuminate Design 250MZ & Blue Haze GPF 2-Stroke

QUALIFYING - SECTOR ANALYSIS



SECTOR 1 = FL to I1, SECTOR 2 = I1 to FL, DIFF = Difference To Personal Best Lap, P = Crossed Finish Line in Pit Lane, D = Time Disallowed

P11 73 GPF Colvin TURNER		Yamaha TZR250 -				
IDEAL LAP TIME : 1:25.989		BEST LAP TIME : 1:26.270				
		DIFFERENCE : 0.281				
LAP	SECTOR 1	SECTOR 2	LAP TIME	MPH	DIFF	TIME OF DAY
1 -	1:01.447	31.311	1:32.758	76.80	6.488	10:19:44.359
2 -	56.165	30.105	1:26.270 (1)	82.58		10:21:10.629
3 -	56.492	30.801	1:27.293	81.61	1.023	10:22:37.922
4 -	56.746	30.294	1:27.040 (3)	81.85	0.770	10:24:04.962
5 -	55.884	30.585	1:26.469 (2)	82.39	0.199	10:25:31.431
6 -	55.971	31.140	1:27.111	81.78	0.841	10:26:58.542
7 -	57.378	31.945	1:29.323	79.76	3.053	10:28:27.865

P12 85 MZ Andrew WALES		MZ ETZ250 - Illuminated Design LTD				
IDEAL LAP TIME : 1:27.257		BEST LAP TIME : 1:27.257				
		DIFFERENCE : 0.000				
LAP	SECTOR 1	SECTOR 2	LAP TIME	MPH	DIFF	TIME OF DAY
1 -	58.891	32.688	1:31.579	77.79	4.322	10:19:39.522
2 -	57.341	31.479	1:28.820	80.21	1.563	10:21:08.342
3 -	56.814	32.118	1:28.932	80.11	1.675	10:22:37.274
4 -	56.798	31.415	1:28.213 (3)	80.76	0.956	10:24:05.487
5 -	56.377	30.880	1:27.257 (1)	81.65		10:25:32.744
6 -	56.503	31.115	1:27.618 (2)	81.31	0.361	10:27:00.362
7 -	57.676	32.623	1:30.299	78.90	3.042	10:28:30.661

P13 565 MZ Louis KERSHAW		MZ ETZ250 - Team Lucky Streetsy/Walkers Campers				
IDEAL LAP TIME : 1:27.653		BEST LAP TIME : 1:27.653				
		DIFFERENCE : 0.000				
LAP	SECTOR 1	SECTOR 2	LAP TIME	MPH	DIFF	TIME OF DAY
1 -	1:04.779	32.830	1:37.609	72.99	9.956	10:19:49.436
2 -	57.315	31.801	1:29.116	79.94	1.463	10:21:18.552
3 -	58.444	31.124	1:29.568	79.54	1.915	10:22:48.120
4 -	57.042	31.593	1:28.635	80.38	0.982	10:24:16.755
5 -	57.016	30.941	1:27.957 (2)	81.00	0.304	10:25:44.712
6 -	57.058	30.985	1:28.043 (3)	80.92	0.390	10:27:12.755
7 -	56.811	30.842	1:27.653 (1)	81.28		10:28:40.408

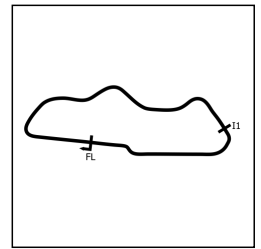
P14 96 MZ Chris KENT		MZ ETZ250 -				
IDEAL LAP TIME : 1:29.037		BEST LAP TIME : 1:29.037				
		DIFFERENCE : 0.000				
LAP	SECTOR 1	SECTOR 2	LAP TIME	MPH	DIFF	TIME OF DAY
1 -	1:03.147	32.052	1:35.199	74.83	6.162	10:19:41.954
2 -	58.230	31.732	1:29.962	79.19	0.925	10:21:11.916
3 -	58.088	31.420	1:29.508 (2)	79.59	0.471	10:22:41.424
4 -	58.324	31.499	1:29.823	79.31	0.786	10:24:11.247
5 -	57.743	31.294	1:29.037 (1)	80.01		10:25:40.284
6 -	57.860	31.664	1:29.524 (3)	79.58	0.487	10:27:09.808
7 -	58.490	31.944	1:30.434	78.78	1.397	10:28:40.242

P15 169 GPF Mark ELLERAY		Yamaha TZR250 - Abbot Solutions Ltd				
IDEAL LAP TIME : 1:29.229		BEST LAP TIME : 1:29.229				
		DIFFERENCE : 0.000				
LAP	SECTOR 1	SECTOR 2	LAP TIME	MPH	DIFF	TIME OF DAY
1 -	1:04.224	35.329	1:39.553	71.56	10.324	10:19:55.796
2 -	59.850	32.587	1:32.437 (2)	77.07	3.208	10:21:28.233
3 -	1:00.666	32.270	1:32.936 (3)	76.66	3.707	10:23:01.169
4 -	58.080	31.149	1:29.229 (1)	79.84		10:24:30.398
5 -	59.252	IN PIT	1:36.357 P	73.94	7.128	10:26:06.755

BMCRC - MRO Championships 2023 - Rnd 4 @ Donington Park

Illuminate Design 250MZ & Blue Haze GPF 2-Stroke

QUALIFYING - SECTOR ANALYSIS



SECTOR 1 = FL to I1, SECTOR 2 = I1 to FL, DIFF = Difference To Personal Best Lap, P = Crossed Finish Line in Pit Lane, D = Time Disallowed

P16 75 MZ Pete WOODALL			MZ ETZ250 - Online Lubricants			
IDEAL LAP TIME : 1:29.284		BEST LAP TIME : 1:29.284		DIFFERENCE : 0.000		
LAP	SECTOR 1	SECTOR 2	LAP TIME	MPH	DIFF	TIME OF DAY
1 -	1:02.712	32.948	1:35.660	74.47	6.376	10:19:46.863
2 -	59.577	31.606	1:31.183	78.13	1.899	10:21:18.046
3 -	57.692	31.592	1:29.284 (1)	79.79		10:22:47.330
4 -	58.198	32.357	1:30.555	78.67	1.271	10:24:17.885
5 -	57.698	31.650	1:29.348 (2)	79.74	0.064	10:25:47.233
6 -	58.355	31.797	1:30.152 (3)	79.02	0.868	10:27:17.385
7 -	58.533	32.277	1:30.810	78.45	1.526	10:28:48.195

P17 11 MZ Carl CRIPPS			MZ ETZ250 - MIS UK LTD			
IDEAL LAP TIME : 1:29.317		BEST LAP TIME : 1:29.592		DIFFERENCE : 0.275		
LAP	SECTOR 1	SECTOR 2	LAP TIME	MPH	DIFF	TIME OF DAY
1 -	1:03.721	33.292	1:37.013	73.44	7.421	10:19:45.712
2 -	1:01.158	32.270	1:33.428	76.25	3.836	10:21:19.140
3 -	58.385	31.207	1:29.592 (1)	79.52		10:22:48.732
4 -	58.110	33.530	1:31.640 (2)	77.74	2.048	10:24:20.372
5 -	59.794	32.039	1:31.833 (3)	77.58	2.241	10:25:52.205
6 -	1:00.644	32.353	1:32.997	76.61	3.405	10:27:25.202
7 -	59.852	32.806	1:32.658	76.89	3.066	10:28:57.860

P18 47 GPF Roy ALDERSLADE			Yamaha TZR250 -			
IDEAL LAP TIME : 1:30.480		BEST LAP TIME : 1:30.480		DIFFERENCE : 0.000		
LAP	SECTOR 1	SECTOR 2	LAP TIME	MPH	DIFF	TIME OF DAY
1 -	1:01.970	33.642	1:35.612	74.51	5.132	10:19:54.584
2 -	1:00.827	33.764	1:34.591 (3)	75.32	4.111	10:21:29.175
3 -	1:00.069	32.741	1:32.810 (2)	76.76	2.330	10:23:01.985
4 -	58.368	32.112	1:30.480 (1)	78.74		10:24:32.465
5 -	58.924	IN PIT	1:38.009 P	72.69	7.529	10:26:10.474

P19 7 MZ John ASHMEAD			MZ ETZ250 -			
IDEAL LAP TIME : 1:30.830		BEST LAP TIME : 1:30.830		DIFFERENCE : 0.000		
LAP	SECTOR 1	SECTOR 2	LAP TIME	MPH	DIFF	TIME OF DAY
1 -	1:07.989	34.132	1:42.121	69.76	11.291	10:19:50.178
2 -	1:00.530	32.355	1:32.885 (3)	76.70	2.055	10:21:23.063
3 -	1:00.641	32.707	1:33.348	76.32	2.518	10:22:56.411
4 -	58.917	31.913	1:30.830 (1)	78.43		10:24:27.241
5 -	59.399	32.324	1:31.723 (2)	77.67	0.893	10:25:58.964

P20 13 MZ Gordon RYAN			MZ ETZ250 - Prism Work Psychology			
IDEAL LAP TIME : 1:33.039		BEST LAP TIME : 1:33.240		DIFFERENCE : 0.201		
LAP	SECTOR 1	SECTOR 2	LAP TIME	MPH	DIFF	TIME OF DAY
1 -	1:03.394	33.450	1:36.844	73.56	3.604	10:19:44.446
2 -	1:01.407	32.758	1:34.165	75.66	0.925	10:21:18.611
3 -	1:00.305	32.935	1:33.240 (1)	76.41		10:22:51.851
4 -	1:00.454	33.183	1:33.637	76.08	0.397	10:24:25.488
5 -	1:00.767	32.827	1:33.594 (3)	76.12	0.354	10:25:59.082
6 -	1:00.676	32.918	1:33.594 (3)	76.12	0.354	10:27:32.676
7 -	1:00.762	32.734	1:33.496 (2)	76.20	0.256	10:29:06.172

BMCRC - MRO Championships 2023 - Rnd 4 @ Donington Park

Illuminate Design 250MZ & Blue Haze GPF 2-Stroke

QUALIFYING - SECTOR ANALYSIS



SECTOR 1 = FL to I1, SECTOR 2 = I1 to FL, DIFF = Difference To Personal Best Lap, P = Crossed Finish Line in Pit Lane, D = Time Disallowed

P21 142 GPF		Martin PEARSON		Yamaha TZR250 -			
IDEAL LAP TIME : 1:33.301		BEST LAP TIME : 1:33.377		DIFFERENCE : 0.076			
LAP	SECTOR 1	SECTOR 2	LAP TIME	MPH	DIFF	TIME OF DAY	
1 -	1:05.315	33.099	1:38.414	72.39	5.037	10:19:52.885	
2 -	1:02.005	32.827	1:34.832	75.12	1.455	10:21:27.717	
3 -	1:00.908	32.469	1:33.377 (1)	76.29		10:23:01.094	
4 -	1:01.465	32.717	1:34.182	75.64	0.805	10:24:35.276	
5 -	1:00.832	32.646	1:33.478 (2)	76.21	0.101	10:26:08.754	
6 -	1:00.952	32.882	1:33.834 (3)	75.92	0.457	10:27:42.588	
7 -	1:03.620	IN PIT	1:43.017 P	69.15	9.640	10:29:25.605	

P22 66 MZ		Graeme LEWIS		MZ ETZ250 - Morris Racing Lubricants #MRL & DRD Machining			
IDEAL LAP TIME : 1:33.601		BEST LAP TIME : 1:33.601		DIFFERENCE : 0.000			
LAP	SECTOR 1	SECTOR 2	LAP TIME	MPH	DIFF	TIME OF DAY	
1 -	1:04.036	34.020	1:38.056	72.65	4.455	10:19:44.177	
2 -	1:00.961	32.640	1:33.601 (1)	76.11		10:21:17.778	
3 -	1:00.990	33.666	1:34.656 (2)	75.26	1.055	10:22:52.434	
4 -	1:01.892	33.786	1:35.678 (3)	74.46	2.077	10:24:28.112	
5 -	1:01.820	34.519	1:36.339	73.95	2.738	10:26:04.451	
6 -	1:03.153	34.233	1:37.386	73.15	3.785	10:27:41.837	
7 -	1:03.385	34.406	1:37.791	72.85	4.190	10:29:19.628	

P23 14 MZ		Andy MARKS		MZ ETZ250 - Kingpin Components			
IDEAL LAP TIME : 1:33.469		BEST LAP TIME : 1:33.824		DIFFERENCE : 0.355			
LAP	SECTOR 1	SECTOR 2	LAP TIME	MPH	DIFF	TIME OF DAY	
1 -	1:06.132	35.112	1:41.244	70.37	7.420	10:19:58.003	
2 -	1:00.638	33.584	1:34.222	75.61	0.398	10:21:32.225	
3 -	1:00.338	34.131	1:34.469	75.41	0.645	10:23:06.694	
4 -	1:01.817	33.258	1:35.075	74.93	1.251	10:24:41.769	
5 -	1:00.580	33.539	1:34.119 (3)	75.69	0.295	10:26:15.888	
6 -	1:00.299	33.525	1:33.824 (1)	75.93		10:27:49.712	
7 -	1:00.211	33.677	1:33.888 (2)	75.88	0.064	10:29:23.600	

P24 8 MZ		Rich ASKEW		MZ ETZ250 - L + R Construction			
IDEAL LAP TIME : 1:34.540		BEST LAP TIME : 1:34.672		DIFFERENCE : 0.132			
LAP	SECTOR 1	SECTOR 2	LAP TIME	MPH	DIFF	TIME OF DAY	
1 -	1:04.152	34.796	1:38.948	72.00	4.276	10:19:47.015	
2 -	1:01.212	33.498	1:34.710 (2)	75.22	0.038	10:21:21.725	
3 -	1:01.555	33.839	1:35.394	74.68	0.722	10:22:57.119	
4 -	1:01.538	33.596	1:35.134	74.89	0.462	10:24:32.253	
5 -	1:01.042	33.630	1:34.672 (1)	75.25		10:26:06.925	
6 -	1:01.379	33.624	1:35.003 (3)	74.99	0.331	10:27:41.928	
7 -	1:01.974	33.708	1:35.682	74.46	1.010	10:29:17.610	

P25 566 MZ		Michael WILBY		MZ ETZ250 - Sziler UK			
IDEAL LAP TIME : 1:35.399		BEST LAP TIME : 1:36.337		DIFFERENCE : 0.938			
LAP	SECTOR 1	SECTOR 2	LAP TIME	MPH	DIFF	TIME OF DAY	
1 -	1:05.096	33.661	1:38.757	72.14	2.420	10:19:51.215	
2 -	1:02.645	34.806	1:37.451	73.10	1.114	10:21:28.666	
3 -	1:02.547	34.604	1:37.151 (3)	73.33	0.814	10:23:05.817	
4 -	1:02.724	34.455	1:37.179	73.31	0.842	10:24:42.996	
5 -	1:02.476	34.301	1:36.777 (2)	73.61	0.440	10:26:19.773	
6 -	1:02.724	35.068	1:37.792	72.85	1.455	10:27:57.565	
7 -	1:01.738	34.599	1:36.337 (1)	73.95		10:29:33.902	

BMCRC - MRO Championships 2023 - Rnd 4 @ Donington Park

Illuminate Design 250MZ & Blue Haze GPF 2-Stroke

QUALIFYING - SECTOR ANALYSIS



SECTOR 1 = FL to I1, SECTOR 2 = I1 to FL, DIFF = Difference To Personal Best Lap, P = Crossed Finish Line in Pit Lane, D = Time Disallowed

LAP	SECTOR 1	SECTOR 2	LAP TIME	MPH	DIFF	TIME OF DAY
P26 56 MZ Russell TURNER MZ ETZ250 - TT Racing						
IDEAL LAP TIME : 1:36.843		BEST LAP TIME : 1:36.843		DIFFERENCE : 0.000		
1 -	1:08.535	36.052	1:44.587 (2)	68.12	7.744	10:19:54.385
2 -	1:02.666	34.177	1:36.843 (1)	73.56		10:21:31.228
P27 25 GPF Stephen WIMBLE Yamaha TZR 250 - S.B.W Contractor						
IDEAL LAP TIME : 1:36.902		BEST LAP TIME : 1:36.902		DIFFERENCE : 0.000		
1 -	OUTLAP	37.829	2:04.969	57.01	28.067	10:22:39.769
2 -	1:05.245	34.867	1:40.112	71.16	3.210	10:24:19.881
3 -	1:03.514	34.278	1:37.792 (3)	72.85	0.890	10:25:57.673
4 -	1:02.892	34.010	1:36.902 (1)	73.52		10:27:34.575
5 -	1:03.365	34.302	1:37.667 (2)	72.94	0.765	10:29:12.242
P28 24 MZ Tony PARKER MZ ETZ250 - Cancer Research UK						
IDEAL LAP TIME : 1:36.610		BEST LAP TIME : 1:36.947		DIFFERENCE : 0.337		
1 -	1:07.365	34.799	1:42.164	69.73	5.217	10:19:51.601
2 -	1:03.000	34.477	1:37.477	73.09	0.530	10:21:29.078
3 -	1:02.862	34.288	1:37.150 (3)	73.33	0.203	10:23:06.228
4 -	1:02.970	34.142	1:37.112 (2)	73.36	0.165	10:24:43.340
5 -	1:02.555	34.392	1:36.947 (1)	73.49		10:26:20.287
6 -	1:03.116	34.055	1:37.171	73.32	0.224	10:27:57.458
7 -	1:03.258	34.274	1:37.532	73.04	0.585	10:29:34.990
P29 94 MZ Leila WILLIAMS MZ ETZ250 - Illuminated Design LTD						
IDEAL LAP TIME : 1:40.745		BEST LAP TIME : 1:41.007		DIFFERENCE : 0.262		
1 -	1:08.619	35.772	1:44.391	68.24	3.384	10:20:02.647
2 -	1:04.973	36.034	1:41.007 (1)	70.53		10:21:43.654
3 -	1:05.602	36.511	1:42.113 (2)	69.77	1.106	10:23:25.767
4 -	1:06.549	37.385	1:43.934 (3)	68.54	2.927	10:25:09.701
5 -	1:06.611	38.260	1:44.871	67.93	3.864	10:26:54.572
6 -	1:07.226	37.904	1:45.130	67.76	4.123	10:28:39.702
P30 113 GPF Doug EDMONDSON Yamaha TZR250 - Stan Stephens Tuning						
IDEAL LAP TIME :		BEST LAP TIME :		DIFFERENCE :		
1 -	1:04.470	IN PIT	1:49.199 P	65.24		10:20:09.301

BMCRC - MRO Championships 2023 - Rnd 4 @ Donington Park

Illuminate Design 250MZ & Blue Haze GPF 2-Stroke

QUALIFYING - BEST SECTORS

SECTOR 1			SECTOR 2			IDEAL / BEST COMPARISON						
POS	NO	NAME	TIME	NO	NAME	TIME	POS	NO	NAME	IDEAL	BEST	DIFF
									PERFECT LAP	1:20.517		
1	18	BALL	52.401	571	MORETON	28.116	1	571	MORETON	1:20.686	1:20.766	0.080
2	571	MORETON	52.570	18	BALL	28.485	2	18	BALL	1:20.886	1:20.944	0.058
3	42	WOOD	52.751	28	McCARTER	28.730	3	42	WOOD	1:21.601	1:21.872	0.271
4	28	McCARTER	53.105	42	WOOD	28.850	4	28	McCARTER	1:21.835	1:21.835	0.000
5	27	HAYWARD	53.748	27	HAYWARD	29.049	5	27	HAYWARD	1:22.797	1:22.835	0.038
6	110	HAIGH	54.263	247	HEALEY	29.121	6	247	HEALEY	1:23.557	1:23.674	0.117
7	247	HEALEY	54.436	110	HAIGH	29.369	7	110	HAIGH	1:23.632	1:23.765	0.133
8	17	FISHWICK	55.051	17	FISHWICK	29.815	8	17	FISHWICK	1:24.866	1:24.994	0.128
9	162	COOPER	55.345	73	TURNER	30.105	9	162	COOPER	1:25.624	1:25.635	0.011
10	69	MANN	55.698	162	COOPER	30.279	10	73	TURNER	1:25.989	1:26.270	0.281
11	73	TURNER	55.884	69	MANN	30.384	11	69	MANN	1:26.082	1:26.155	0.073
12	85	WALES	56.377	565	KERSHAW	30.842	12	85	WALES	1:27.257	1:27.257	0.000
13	565	KERSHAW	56.811	85	WALES	30.880	13	565	KERSHAW	1:27.653	1:27.653	0.000
14	75	WOODALL	57.692	169	ELLERAY	31.149	14	96	KENT	1:29.037	1:29.037	0.000
15	96	KENT	57.743	11	CRIPPS	31.207	15	169	ELLERAY	1:29.229	1:29.229	0.000
16	169	ELLERAY	58.080	96	KENT	31.294	16	75	WOODALL	1:29.284	1:29.284	0.000
17	11	CRIPPS	58.110	75	WOODALL	31.592	17	11	CRIPPS	1:29.317	1:29.592	0.275
18	47	ALDERSLADE	58.368	7	ASHMEAD	31.913	18	47	ALDERSLADE	1:30.480	1:30.480	0.000
19	7	ASHMEAD	58.917	47	ALDERSLADE	32.112	19	7	ASHMEAD	1:30.830	1:30.830	0.000
20	14	MARKS	1:00.211	142	PEARSON	32.469	20	13	RYAN	1:33.039	1:33.240	0.201
21	13	RYAN	1:00.305	66	LEWIS	32.640	21	142	PEARSON	1:33.301	1:33.377	0.076
22	142	PEARSON	1:00.832	13	RYAN	32.734	22	14	MARKS	1:33.469	1:33.824	0.355
23	66	LEWIS	1:00.961	14	MARKS	33.258	23	66	LEWIS	1:33.601	1:33.601	0.000
24	8	ASKEW	1:01.042	8	ASKEW	33.498	24	8	ASKEW	1:34.540	1:34.672	0.132
25	566	WILBY	1:01.738	566	WILBY	33.661	25	566	WILBY	1:35.399	1:36.337	0.938
26	24	PARKER	1:02.555	25	WIMBLE	34.010	26	24	PARKER	1:36.610	1:36.947	0.337
27	56	TURNER	1:02.666	24	PARKER	34.055	27	56	TURNER	1:36.843	1:36.843	0.000
28	25	WIMBLE	1:02.892	56	TURNER	34.177	28	25	WIMBLE	1:36.902	1:36.902	0.000
29	113	EDMONDSON	1:04.470	94	WILLIAMS	35.772	29	94	WILLIAMS	1:40.745	1:41.007	0.262
30	94	WILLIAMS	1:04.973				30	113	EDMONDSON			
31												

BMCRC - MRO Championships 2023 - Rnd 4 @ Donington Park

Illuminate Design 250MZ & Blue Haze GPF 2-Stroke

QUALIFYING - STATISTICS

Competitors Started	31
Planned Start	2023-06-03 @ 10:30:00.000
Actual Start	2023-06-03 @ 10:17:40.756
Finish Time	2023-06-03 @ 10:28:02.036
Track Length	1.9790mi.
Total Laps	195
Total Distance Covered	385.9181mi.

Session Fastest Lap History

NO	CL	NAME	LAP TIME	TIME OF DAY	LAP	VEHICLE
42	GPF	Alan WOOD	1:26.432	10:19:34.737	1	Suzuki RGV250
42	GPF	Alan WOOD	1:23.406	10:20:58.144	2	Suzuki RGV250
18	GPF	David BALL	1:21.948	10:20:58.279	2	Yamaha TZR250F3
571	GPF	Alan MORETON	1:21.924	10:22:21.413	3	Suzuki RG500
571	GPF	Alan MORETON	1:21.742	10:23:43.157	4	Suzuki RG500
571	GPF	Alan MORETON	1:20.766	10:25:03.923	5	Suzuki RG500

Flag History

TYPE	TIME OF DAY
GREEN	10:17:40.756
FINISH	10:28:02.036

Flag Statistics

TYPE	COUNT	TOTAL LAPS	TOTAL TIME
Green	1	8	12:09.747
Red	0	0	0.000
Safety Car	0	0	0.000
FCY	0	0	0.000

BMCRC - MRO Championships 2023 - Rnd 4 @ Donington Park

Illuminate Design 250MZ & Blue Haze GPF 2-Stroke

QUALIFYING - STATISTICS

CLASS : GPF

15 Starters

Fastest Lap History

NO	NAME	LAP TIME	TIME OF DAY	LAP	VEHICLE
42	Alan WOOD	1:26.432	10:19:34.737	1	Suzuki RGV250
42	Alan WOOD	1:23.406	10:20:58.144	2	Suzuki RGV250
18	David BALL	1:21.948	10:20:58.279	2	Yamaha TZR250F3
571	Alan MORETON	1:21.924	10:22:21.413	3	Suzuki RG500
571	Alan MORETON	1:21.742	10:23:43.157	4	Suzuki RG500
571	Alan MORETON	1:20.766	10:25:03.923	5	Suzuki RG500

BMCRC - MRO Championships 2023 - Rnd 4 @ Donington Park

Illuminate Design 250MZ & Blue Haze GPF 2-Stroke

QUALIFYING - STATISTICS

CLASS : MZ

16 Starters

Fastest Lap History

NO	NAME	LAP TIME	TIME OF DAY	LAP	VEHICLE
85	Andrew WALES	1:31.579	10:19:39.551	1	MZ ETZ250
85	Andrew WALES	1:28.820	10:21:08.371	2	MZ ETZ250
69	Alexander MANN	1:27.686	10:22:44.165	3	MZ TS 250
69	Alexander MANN	1:26.594	10:24:10.759	4	MZ TS 250
69	Alexander MANN	1:26.575	10:27:03.965	6	MZ TS 250
69	Alexander MANN	1:26.155	10:28:30.119	7	MZ TS 250

BMCRC - MRO Championships 2023 - Rnd 4 @ Donington Park

Illuminate Design 250MZ & Blue Haze GPF 2-Strokes

RACE 7 - GRID (7 Laps)

ROW 14			40	102 Caleb WRIGHT						
ROW 13		39	94 Leila WILLIAMS	1:41.007	38	24 Tony PARKER	1:36.947	37	56 Russell TURNER	1:36.843
ROW 12	36	566 Michael WILBY	1:36.337	35	8 Rich ASKEW	1:34.672	34	14 Andy MARKS	1:33.824	
ROW 11		33	66 Graeme LEWIS	1:33.601	32	13 Gordon RYAN	1:33.240	31	7 John ASHMEAD	1:30.830
ROW 10	30	11 Carl CRIPPS	1:29.592	29	75 Pete WOODALL	1:29.284	28	96 Chris KENT	1:29.037	
ROW 9		27	565 Louis KERSHAW	1:27.653	26	85 Andrew WALES	1:27.257	25	69 Alexander MANN	1:26.155
ROW 8										
ROW 7										
ROW 6						16	26 Damian LEE			
ROW 5		15	113 Doug EDMONDSON	1:36.902	14	25 Stephen WIMBLE	1:33.377	13	142 Martin PEARSON	
ROW 4	12	47 Roy ALDERSLADE	1:30.480	11	169 Mark ELLERAY	1:29.229	10	73 Colvin TURNER	1:26.270	
ROW 3		9	162 Darren COOPER	1:25.635	8	17 Peter FISHWICK	1:24.994	7	110 Mark HAIGH	1:23.765
ROW 2	6	247 Lee HEALEY	1:23.674	5	27 Richard HAYWARD	1:22.835	4	42 Alan WOOD	1:21.872	
ROW 1		3	28 Liam McCARTER	1:21.835	2	18 David BALL	1:20.944	1	571 Alan MORETON	1:20.766
									Pole	

Donington Park National: 1.9790 miles

These results are provisional until the conclusion of any judicial and technical matters.

Clerk Of Course :	Stewards :	Timekeeper : Richard Evans
-------------------	------------	----------------------------

Results can be found at www.tsl-timing.com

Printed - 10:33 Saturday, 03 June 2023



BMCRC - MRO Championships 2023 - Rnd 4 @ Donington Park

Illuminate Design 250MZ & Blue Haze GPF 2-Stroke

RACE 7 - CLASSIFICATION

POS	NO	CL	PIC NAME	ENTRY	LAPS	TIME	GAP	DIFF	MPH	BEST	ON
1	571	GPF	1 Alan MORETON	Suzuki RG500 - Spraytech At Brooklyn Garage	7	9:30.067			87.24	1:20.512	2
2	18	GPF	2 David BALL	Yamaha TZR250F3 - Gardiner Page and Roe pensic	7	9:40.683	10.616	10.616	85.65	1:21.946	6
3	27	GPF	3 Richard HAYWARD	Yamaha TZR250 - GForce/Hayward R Ltd/SnapOn	7	9:40.903	10.836	0.220	85.61	1:21.887	7
4	28	GPF	4 Liam McCARTER	Yamaha TZR - Katie McCarter	7	9:41.514	11.447	0.611	85.52	1:21.954	7
5	247	GPF	5 Lee HEALEY	Suzuki VJ22 - Specialised welding and fabrications	7	9:45.092	15.025	3.578	85.00	1:22.106	4
6	17	GPF	6 Peter FISHWICK	Yamaha TZ250 -	7	9:56.855	26.788	11.763	83.33	1:22.615	2
7	162	GPF	7 Darren COOPER	Yamaha TZR250 - Twistgrip Motorcycles	7	10:07.036	36.969	10.181	81.93	1:25.217	4
8	73	GPF	8 Colvin TURNER	Yamaha TZR250 -	7	10:10.692	40.625	3.656	81.44	1:25.841	4
9	69	MZ	1 Alexander MANN	MZ TS 250 - HS RACING	7	10:41.811	1:11.744	31.119	77.49	1:26.011	5
10	85	MZ	2 Andrew WALES	MZ ETZ250 - Illuminated Design LTD	7	10:43.288	1:13.221	1.477	77.31	1:25.993	5
11	142	GPF	9 Martin PEARSON	Yamaha TZR250 -	7	10:49.611	1:19.544	6.323	76.56	1:31.086	4
12	565	MZ	3 Louis KERSHAW	MZ ETZ250 - Team Lucky Streetsy/Walkers Camper	7	10:52.349	1:22.282	2.738	76.24	1:27.397	6
13	96	MZ	4 Chris KENT	MZ ETZ250 -	7	10:57.764	1:27.697	5.415	75.61	1:28.498	5
14	13	MZ	5 Gordon RYAN	MZ ETZ250 - Prism Work Psychology	6	9:45.731	1 Lap	1 Lap	72.74	1:30.604	4
15	7	MZ	6 John ASHMEAD	MZ ETZ250 -	6	9:47.004	1 Lap	1.273	72.59	1:31.132	3
16	25	GPF	10 Stephen WIMBLE	Yamah TZR 250 - S.B.W Contractor	6	9:51.911	1 Lap	4.907	71.98	1:36.828	4
17	66	MZ	7 Graeme LEWIS	MZ ETZ250 - Morris Racing Lubricants #MRL & DRC	6	9:54.763	1 Lap	2.852	71.64	1:31.834	3
18	14	MZ	8 Andy MARKS	MZ ETZ250 - Kingpin Components	6	9:55.088	1 Lap	0.325	71.60	1:32.572	2
19	8	MZ	9 Rich ASKEW	MZ ETZ250 - L + R Construction	6	10:03.867	1 Lap	8.779	70.56	1:34.010	5
20	566	MZ	10 Michael WILBY	MZ ETZ250 - Sziler UK	6	10:07.142	1 Lap	3.275	70.18	1:34.631	4
21	24	MZ	11 Tony PARKER	MZ ETZ250 - Cancer Research UK	6	10:25.173	1 Lap	18.031	68.15	1:37.541	6
22	94	MZ	12 Leila WILLIAMS	MZ ETZ250 - Illuminated Design LTD	6	10:42.300	1 Lap	17.127	66.34	1:39.625	2

NOT CLASSIFIED

DNF	110	GPF	Mark HAIGH	Aprilia RS250 - Chesterfield CarClinic/The Tuning W	5	7:45.706	2 Laps	1 Lap	76.19	1:21.943	3
DNF	11	MZ	Carl CRIPPS	MZ ETZ250 - MIS UK LTD	3	5:11.753	4 Laps	2 Laps	68.12	1:30.743	2
DNF	42	GPF	Alan WOOD	Suzuki RGV250 - J.Clubb Aggregates & Concrete	2	2:50.209	5 Laps	1 Lap	82.91	1:22.500	2
DNF	56	MZ	Russell TURNER	MZ ETZ250 - TT Racing	2	3:56.261	5 Laps	1:06.052	59.73	1:43.320	2
DNF	75	MZ	Pete WOODALL	MZ ETZ250 - Online Lubricants	0						

NOT STARTED

NS	47	GPF	Roy ALDERSLADE	Yamaha TZR250 -
NS	113	GPF	Doug EDMONDSON	Yamaha TZR250 - Stan Stephens Tuning
NS	102	MZ	Caleb WRIGHT	MZ ETZ250 - Clover Investments

FASTEST LAP

571	GPF	Alan MORETON	Suzuki RG500 - Spraytech At Brooklyn Garage	2	1:20.512	88.49 mph	142.41 kph
85	MZ	Andrew WALES	MZ ETZ250 - Illuminated Design LTD	5	1:25.993	82.85 mph	133.33 kph

Class GPF - 92.5% of Race Speed = 80.69 mph

Class MZ - 92.5% of Race Speed = 71.67 mph

Weather / Track : Sunny / Dry

These results are provisional until the conclusion of any judicial and technical matters.

Race Distance: 7 Laps / 13.85 miles
Donington Park National: 1.9790 miles
Date: 03/06/2023 Start: 13:56 Finish: 14:06

Clerk Of Course :	Stewards :	Timekeeper : Richard Evans
-------------------	------------	----------------------------

Results can be found at www.tsl-timing.com

Printed - 14:10 Saturday, 03 June 2023



BMCRC - MRO Championships 2023 - Rnd 4 @ Donington Park

Illuminate Design 250MZ & Blue Haze GPF 2-Stroke

RACE 7 - LAP CHART

LAP 1 @ 13:58:21.923

NO	BEHIND	LAP TIME
571		1:24.757
28	1.213	1:25.970
247	1.693	1:26.450
18	1.847	1:26.604
110	2.767	1:27.524
42	2.952	1:27.709
27	3.181	1:27.938
17	3.655	1:28.412
162	5.121	1:29.878
73	5.698	1:30.455
142	11.634	1:36.391
25	18.977	1:43.734
69	36.716	2:01.473
85	36.866	2:01.623
96	38.908	2:03.665
565	39.127	2:03.884
7	41.826	2:06.583
11	43.786	2:08.543
13	43.844	2:08.601
66	44.119	2:08.876
14	44.842	2:09.599
8	45.827	2:10.584
566	46.200	2:10.957
56	48.184	2:12.941
24	49.155	2:13.912
94	50.259	2:15.016

LAP 2 @ 13:59:42.435

NO	BEHIND	LAP TIME
571		1:20.512
18	3.418	1:22.083
28	3.728	1:23.027
110	4.268	1:22.013
247	4.380	1:23.199
27	4.600	1:21.931
42	4.940	1:22.500
17	5.758	1:22.615
162	10.647	1:26.038
73	11.037	1:25.851
142	22.589	1:31.467
25	35.316	1:36.851
69	43.646	1:27.442
85	43.870	1:27.516
565	46.991	1:28.376
96	47.339	1:28.943
7	52.888	1:31.574
11	54.017	1:30.743
13	55.280	1:31.948
66	55.736	1:32.129
14	56.902	1:32.572
8	1:00.313	1:34.998
566	1:00.783	1:35.095
24	1:06.569	1:37.926
94	1:09.372	1:39.625
56	1:10.992	1:43.320

LAP 3 @ 14:01:03.549

NO	BEHIND	LAP TIME
571		1:21.114
18	4.567	1:22.263
110	5.097	1:21.943
28	5.439	1:22.825

27	5.597	1:22.111
247	6.383	1:23.117
17	10.502	1:25.858
73	16.539	1:26.616
162	16.781	1:27.248
142	33.740	1:32.265
69	49.419	1:26.887
85	49.634	1:26.878
25	52.423	1:38.221
565	54.702	1:28.825
96	54.848	1:28.623
7	1:02.906	1:31.132
11	1:05.370	1:32.467
13	1:05.745	1:31.579
66	1:06.456	1:31.834
14	1:08.384	1:32.596
8	1:14.359	1:35.160
566	1:15.085	1:35.416

LAP 4 @ 14:02:24.386

NO	BEHIND	LAP TIME
571		1:20.837
24	1 Lap	1:39.688
18	6.721	1:22.991
110	6.825	1:22.565
27	7.017	1:22.257
28	7.397	1:22.795
247	7.652	1:22.106
94	1 Lap	1:40.371
17	13.802	1:24.137
162	21.161	1:25.217
73	21.543	1:25.841
142	43.989	1:31.086
69	55.317	1:26.735
85	55.619	1:26.822
565	1:02.503	1:28.638
96	1:02.974	1:28.963
25	1:08.414	1:36.828
7	1:14.328	1:32.259
13	1:15.512	1:30.604
66	1:19.016	1:33.397
14	1:21.029	1:33.482

LAP 5 @ 14:03:45.620

NO	BEHIND	LAP TIME
571		1:21.234
8	1 Lap	1:34.710
566	1 Lap	1:34.631
27	7.996	1:22.213
18	8.282	1:22.795
28	8.870	1:22.707
247	9.286	1:22.868
17	17.783	1:25.215
24	1 Lap	1:37.703
162	26.534	1:26.607
73	27.478	1:27.169
94	1 Lap	1:42.717
142	53.907	1:31.152
110	57.252	2:11.661 P
69	1:00.094	1:26.011
85	1:00.378	1:25.993
565	1:08.872	1:27.603
96	1:10.238	1:28.498

LAP 6 @ 14:05:06.689

NO	BEHIND	LAP TIME
571		1:21.069
13	1 Lap	1:31.276
25	1 Lap	1:38.471
7	1 Lap	1:32.770
18	9.159	1:21.946
27	9.493	1:22.566
28	10.037	1:22.236
66	1 Lap	1:34.221
247	11.816	1:23.599
14	1 Lap	1:33.363
8	1 Lap	1:34.010
17	21.238	1:24.524
566	1 Lap	1:34.951
162	30.888	1:25.423
73	33.849	1:27.440
24	1 Lap	1:38.403
94	1 Lap	1:41.220
142	1:04.830	1:31.992
69	1:05.444	1:26.419
85	1:05.843	1:26.534
565	1:15.200	1:27.397
96	1:17.973	1:28.804

LAP 7 @ 14:06:27.233

NO	BEHIND	LAP TIME
571		1:20.544
18	10.616	1:22.001
27	10.836	1:21.887
28	11.447	1:21.954
247	15.025	1:23.753
13	1 Lap	1:31.723
7	1 Lap	1:32.686
25	1 Lap	1:37.806
66	1 Lap	1:34.306
14	1 Lap	1:33.476
17	26.788	1:26.094
8	1 Lap	1:34.405
162	36.969	1:26.625
566	1 Lap	1:36.092
73	40.625	1:27.320
24	1 Lap	1:37.541
69	1:11.744	1:26.844
94	1 Lap	1:43.351
85	1:13.221	1:27.922
142	1:19.544	1:35.258
565	1:22.282	1:27.626
96	1:27.697	1:30.268

BMCRC - MRO Championships 2023 - Rnd 4 @ Donington Park

Illuminate Design 250MZ & Blue Haze GPF 2-Strokes

RACE 7 - POSITION CHART

No	Name	Lap							
		Pos	1	2	3	4	5	6	7
571	MORETON	1	571	571	571	571	571	571	571
18	BALL	2	28	18	18	18	27	18	18
28	McCARTER	3	247	28	110	110	18	27	27
42	WOOD	4	18	110	28	27	28	28	28
27	HAYWARD	5	110	247	27	28	247	247	247
247	HEALEY	6	42	27	247	247	17	17	17
110	HAIGH	7	27	42	17	17	162	162	162
17	FISHWICK	8	17	17	73	162	73	73	73
162	COOPER	9	162	162	162	73	142	142	69
73	TURNER	10	73	73	142	142	110	69	85
47	ALDERSLADE	11	142	142	69	69	69	85	142
142	PEARSON	12	25	25	85	85	85	565	565
25	WIMBLE	13	69	69	25	565	565	96	96
113	EDMONDSON	14	85	85	565	96	96	13	
69	MANN	15	96	565	96	25	13	7	
85	WALES	16	565	96	7	7	25	25	
565	KERSHAW	17	7	7	11	13	7	66	
96	KENT	18	11	11	13	66	66	14	
75	WOODALL	19	13	13	66	14	14	8	
11	CRIPPS	20	66	66	14	8	8	566	
7	ASHMEAD	21	14	14	8	566	566	24	
13	RYAN	22	8	8	566	24	24	94	
66	LEWIS	23	566	566	24	94	94		
14	MARKS	24	56	24	94				
8	ASKEW	25	24	94					
566	WILBY	26	94	56					
56	TURNER	27							
24	PARKER	28							
94	WILLIAMS	29							
102	WRIGHT	30							

BMCRC - MRO Championships 2023 - Rnd 4 @ Donington Park

Illuminate Design 250MZ & Blue Haze GPF 2-Stroke

RACE 7 - SECTOR ANALYSIS



SECTOR 1 = FL to I1, SECTOR 2 = I1 to FL, DIFF = Difference To Personal Best Lap, P = Crossed Finish Line in Pit Lane, D = Time Disallowed

P1 571 GPF Alan MORETON		Suzuki RG500 - Spraytech At Brooklyn Garage				
IDEAL LAP TIME : 1:20.279		BEST LAP TIME : 1:20.512		DIFFERENCE : 0.233		
LAP	SECTOR 1	SECTOR 2	LAP TIME	MPH	DIFF	TIME OF DAY
1 -		28.019	1:24.757	84.05	4.245	13:58:21.923
2 -	52.381	28.131	1:20.512 (1)	88.49		13:59:42.435
3 -	53.042	28.072	1:21.114	87.83	0.602	14:01:03.549
4 -	52.902	27.935	1:20.837 (3)	88.13	0.325	14:02:24.386
5 -	52.918	28.316	1:21.234	87.70	0.722	14:03:45.620
6 -	53.042	28.027	1:21.069	87.88	0.557	14:05:06.689
7 -	52.344	28.200	1:20.544 (2)	88.45	0.032	14:06:27.233

P2 18 GPF David BALL		Yamaha TZR250F3 - Gardiner Page and Roe pension consultan				
IDEAL LAP TIME : 1:21.553		BEST LAP TIME : 1:21.946		DIFFERENCE : 0.393		
LAP	SECTOR 1	SECTOR 2	LAP TIME	MPH	DIFF	TIME OF DAY
1 -		28.405	1:26.604	82.26	4.658	13:58:23.770
2 -	53.255	28.828	1:22.083 (3)	86.79	0.137	13:59:45.853
3 -	53.479	28.784	1:22.263	86.60	0.317	14:01:08.116
4 -	53.488	29.503	1:22.991	85.84	1.045	14:02:31.107
5 -	53.751	29.044	1:22.795	86.05	0.849	14:03:53.902
6 -	53.148	28.798	1:21.946 (1)	86.94		14:05:15.848
7 -	53.249	28.752	1:22.001 (2)	86.88	0.055	14:06:37.849

P3 27 GPF Richard HAYWARD		Yamaha TZR250 - GForce/Hayward R Ltd/SnapOn				
IDEAL LAP TIME : 1:21.641		BEST LAP TIME : 1:21.887		DIFFERENCE : 0.246		
LAP	SECTOR 1	SECTOR 2	LAP TIME	MPH	DIFF	TIME OF DAY
1 -		29.339	1:27.938	81.01	6.051	13:58:25.104
2 -	53.002	28.929	1:21.931 (2)	86.95	0.044	13:59:47.035
3 -	53.195	28.916	1:22.111 (3)	86.76	0.224	14:01:09.146
4 -	53.418	28.839	1:22.257	86.61	0.370	14:02:31.403
5 -	53.574	28.639	1:22.213	86.66	0.326	14:03:53.616
6 -	53.234	29.332	1:22.566	86.29	0.679	14:05:16.182
7 -	53.079	28.808	1:21.887 (1)	87.00		14:06:38.069

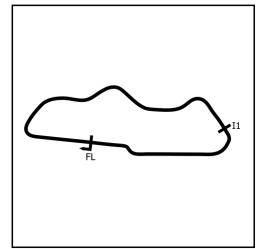
P4 28 GPF Liam McCARTER		Yamaha TZR - Katie McCarter				
IDEAL LAP TIME : 1:21.729		BEST LAP TIME : 1:21.954		DIFFERENCE : 0.225		
LAP	SECTOR 1	SECTOR 2	LAP TIME	MPH	DIFF	TIME OF DAY
1 -		28.572	1:25.970	82.87	4.016	13:58:23.136
2 -	54.155	28.872	1:23.027	85.81	1.073	13:59:46.163
3 -	53.466	29.359	1:22.825	86.02	0.871	14:01:08.988
4 -	53.425	29.370	1:22.795	86.05	0.841	14:02:31.783
5 -	54.300	28.407	1:22.707 (3)	86.14	0.753	14:03:54.490
6 -	53.333	28.903	1:22.236 (2)	86.63	0.282	14:05:16.726
7 -	53.558	28.396	1:21.954 (1)	86.93		14:06:38.680

P5 247 GPF Lee HEALEY		Suzuki VJ22 - Specialised welding and fabrications				
IDEAL LAP TIME : 1:21.777		BEST LAP TIME : 1:22.106		DIFFERENCE : 0.329		
LAP	SECTOR 1	SECTOR 2	LAP TIME	MPH	DIFF	TIME OF DAY
1 -		28.464	1:26.450	82.41	4.344	13:58:23.616
2 -	54.001	29.198	1:23.199	85.63	1.093	13:59:46.815
3 -	54.363	28.754	1:23.117 (3)	85.71	1.011	14:01:09.932
4 -	53.313	28.793	1:22.106 (1)	86.77		14:02:32.038
5 -	54.332	28.536	1:22.868 (2)	85.97	0.762	14:03:54.906
6 -	54.531	29.068	1:23.599	85.22	1.493	14:05:18.505
7 -	54.411	29.342	1:23.753	85.06	1.647	14:06:42.258

BMCRC - MRO Championships 2023 - Rnd 4 @ Donington Park

Illuminate Design 250MZ & Blue Haze GPF 2-Stroke

RACE 7 - SECTOR ANALYSIS



SECTOR 1 = FL to I1, SECTOR 2 = I1 to FL, DIFF = Difference To Personal Best Lap, P = Crossed Finish Line in Pit Lane, D = Time Disallowed

P6		17 GPF		Peter FISHWICK		Yamaha TZ250 -	
IDEAL LAP TIME : 1:22.599		BEST LAP TIME : 1:22.615		DIFFERENCE : 0.016			
LAP	SECTOR 1	SECTOR 2	LAP TIME	MPH	DIFF	TIME OF DAY	
1 -		29.177	1:28.412	80.58	5.797	13:58:25.578	
2 -	53.422	29.193	1:22.615 (1)	86.23		13:59:48.193	
3 -	56.102	29.756	1:25.858	82.98	3.243	14:01:14.051	
4 -	54.642	29.495	1:24.137 (2)	84.67	1.522	14:02:38.188	
5 -	56.002	29.213	1:25.215	83.60	2.600	14:04:03.403	
6 -	54.728	29.796	1:24.524 (3)	84.29	1.909	14:05:27.927	
7 -	55.924	30.170	1:26.094	82.75	3.479	14:06:54.021	

P7		162 GPF		Darren COOPER		Yamaha TZR250 - Twistgrip Motorcycles	
IDEAL LAP TIME : 1:24.500		BEST LAP TIME : 1:25.217		DIFFERENCE : 0.717			
LAP	SECTOR 1	SECTOR 2	LAP TIME	MPH	DIFF	TIME OF DAY	
1 -		29.874	1:29.878	79.27	4.661	13:58:27.044	
2 -	54.626	31.412	1:26.038 (3)	82.80	0.821	13:59:53.082	
3 -	56.474	30.774	1:27.248	81.65	2.031	14:01:20.330	
4 -	55.219	29.998	1:25.217 (1)	83.60		14:02:45.547	
5 -	56.457	30.150	1:26.607	82.26	1.390	14:04:12.154	
6 -	55.523	29.900	1:25.423 (2)	83.40	0.206	14:05:37.577	
7 -	55.729	30.896	1:26.625	82.24	1.408	14:07:04.202	

P8		73 GPF		Colvin TURNER		Yamaha TZR250 -	
IDEAL LAP TIME : 1:24.073		BEST LAP TIME : 1:25.841		DIFFERENCE : 1.768			
LAP	SECTOR 1	SECTOR 2	LAP TIME	MPH	DIFF	TIME OF DAY	
1 -		30.121	1:30.455	78.76	4.614	13:58:27.621	
2 -	54.431	31.420	1:25.851 (2)	82.98	0.010	13:59:53.472	
3 -	56.365	30.251	1:26.616 (3)	82.25	0.775	14:01:20.088	
4 -	56.199	29.642	1:25.841 (1)	82.99		14:02:45.929	
5 -	56.799	30.370	1:27.169	81.73	1.328	14:04:13.098	
6 -	57.662	29.778	1:27.440	81.48	1.599	14:05:40.538	
7 -	56.596	30.724	1:27.320	81.59	1.479	14:07:07.858	

P9		69 MZ		Alexander MANN		MZ TS 250 - HS RACING	
IDEAL LAP TIME : 1:25.753		BEST LAP TIME : 1:26.011		DIFFERENCE : 0.258			
LAP	SECTOR 1	SECTOR 2	LAP TIME	MPH	DIFF	TIME OF DAY	
1 -		30.568	2:01.473	58.65	35.462	13:58:58.639	
2 -	57.071	30.371	1:27.442	81.47	1.431	14:00:26.081	
3 -	56.404	30.483	1:26.887	81.99	0.876	14:01:52.968	
4 -	56.085	30.650	1:26.735 (3)	82.14	0.724	14:03:19.703	
5 -	55.894	30.117	1:26.011 (1)	82.83		14:04:45.714	
6 -	56.560	29.859	1:26.419 (2)	82.44	0.408	14:06:12.133	
7 -	55.990	30.854	1:26.844	82.03	0.833	14:07:38.977	

P10		85 MZ		Andrew WALES		MZ ETZ250 - Illuminated Design LTD	
IDEAL LAP TIME : 1:25.993		BEST LAP TIME : 1:25.993		DIFFERENCE : 0.000			
LAP	SECTOR 1	SECTOR 2	LAP TIME	MPH	DIFF	TIME OF DAY	
1 -		30.565	2:01.623	58.57	35.630	13:58:58.789	
2 -	56.998	30.518	1:27.516	81.40	1.523	14:00:26.305	
3 -	56.375	30.503	1:26.878	82.00	0.885	14:01:53.183	
4 -	56.165	30.657	1:26.822 (3)	82.06	0.829	14:03:20.005	
5 -	55.658	30.335	1:25.993 (1)	82.85		14:04:45.998	
6 -	56.069	30.465	1:26.534 (2)	82.33	0.541	14:06:12.532	
7 -	57.163	30.759	1:27.922	81.03	1.929	14:07:40.454	

BMCRRC - MRO Championships 2023 - Rnd 4 @ Donington Park

Illuminate Design 250MZ & Blue Haze GPF 2-Strokes

RACE 7 - SECTOR ANALYSIS



SECTOR 1 = FL to I1, SECTOR 2 = I1 to FL, DIFF = Difference To Personal Best Lap, P = Crossed Finish Line in Pit Lane, D = Time Disallowed

P11 142 GPF		Martin PEARSON		Yamaha TZR250 -		
IDEAL LAP TIME : 1:31.027		BEST LAP TIME : 1:31.086		DIFFERENCE : 0.059		
LAP	SECTOR 1	SECTOR 2	LAP TIME	MPH	DIFF	TIME OF DAY
1 -		31.809	1:36.391	73.91	5.305	13:58:33.557
2 -	59.763	31.704	1:31.467 (3)	77.89	0.381	14:00:05.024
3 -	1:00.673	31.592	1:32.265	77.21	1.179	14:01:37.289
4 -	59.527	31.559	1:31.086 (1)	78.21		14:03:08.375
5 -	59.652	31.500	1:31.152 (2)	78.16	0.066	14:04:39.527
6 -	1:00.331	31.661	1:31.992	77.44	0.906	14:06:11.519
7 -	1:01.846	33.412	1:35.258	74.79	4.172	14:07:46.777

P12 565 MZ		Louis KERSHAW		MZ ETZ250 - Team Lucky Streetsy/Walkers Campers		
IDEAL LAP TIME : 1:27.368		BEST LAP TIME : 1:27.397		DIFFERENCE : 0.029		
LAP	SECTOR 1	SECTOR 2	LAP TIME	MPH	DIFF	TIME OF DAY
1 -		30.730	2:03.884	57.51	36.487	13:59:01.050
2 -	57.657	30.719	1:28.376	80.61	0.979	14:00:29.426
3 -	57.694	31.131	1:28.825	80.20	1.428	14:01:58.251
4 -	57.972	30.666	1:28.638	80.37	1.241	14:03:26.889
5 -	57.159	30.444	1:27.603 (2)	81.32	0.206	14:04:54.492
6 -	57.182	30.215	1:27.397 (1)	81.52		14:06:21.889
7 -	57.153	30.473	1:27.626 (3)	81.30	0.229	14:07:49.515

P13 96 MZ		Chris KENT		MZ ETZ250 -		
IDEAL LAP TIME : 1:27.860		BEST LAP TIME : 1:28.498		DIFFERENCE : 0.638		
LAP	SECTOR 1	SECTOR 2	LAP TIME	MPH	DIFF	TIME OF DAY
1 -		31.307	2:03.665	57.61	35.167	13:59:00.831
2 -	58.126	30.817	1:28.943	80.10	0.445	14:00:29.774
3 -	57.167	31.456	1:28.623 (2)	80.39	0.125	14:01:58.397
4 -	58.066	30.897	1:28.963	80.08	0.465	14:03:27.360
5 -	57.805	30.693	1:28.498 (1)	80.50		14:04:55.858
6 -	57.919	30.885	1:28.804 (3)	80.22	0.306	14:06:24.662
7 -	58.601	31.667	1:30.268	78.92	1.770	14:07:54.930

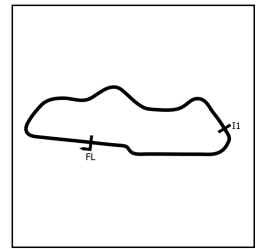
P14 13 MZ		Gordon RYAN		MZ ETZ250 - Prism Work Psychology		
IDEAL LAP TIME : 1:30.604		BEST LAP TIME : 1:30.604		DIFFERENCE : 0.000		
LAP	SECTOR 1	SECTOR 2	LAP TIME	MPH	DIFF	TIME OF DAY
1 -		33.190	2:08.601	55.40	37.997	13:59:05.767
2 -	59.984	31.964	1:31.948	77.48	1.344	14:00:37.715
3 -	59.691	31.888	1:31.579 (3)	77.79	0.975	14:02:09.294
4 -	58.882	31.722	1:30.604 (1)	78.63		14:03:39.898
5 -	58.961	32.315	1:31.276 (2)	78.05	0.672	14:05:11.174
6 -	59.576	32.147	1:31.723	77.67	1.119	14:06:42.897

P15 7 MZ		John ASHMEAD		MZ ETZ250 -		
IDEAL LAP TIME : 1:30.838		BEST LAP TIME : 1:31.132		DIFFERENCE : 0.294		
LAP	SECTOR 1	SECTOR 2	LAP TIME	MPH	DIFF	TIME OF DAY
1 -		31.491	2:06.583	56.28	35.451	13:59:03.749
2 -	59.486	32.088	1:31.574 (2)	77.80	0.442	14:00:35.323
3 -	59.347	31.785	1:31.132 (1)	78.17		14:02:06.455
4 -	59.941	32.318	1:32.259 (3)	77.22	1.127	14:03:38.714
5 -	1:00.475	32.295	1:32.770	76.79	1.638	14:05:11.484
6 -	1:00.840	31.846	1:32.686	76.86	1.554	14:06:44.170

BMCRC - MRO Championships 2023 - Rnd 4 @ Donington Park

Illuminate Design 250MZ & Blue Haze GPF 2-Stroke

RACE 7 - SECTOR ANALYSIS



SECTOR 1 = FL to I1, SECTOR 2 = I1 to FL, DIFF = Difference To Personal Best Lap, P = Crossed Finish Line in Pit Lane, D = Time Disallowed

P16 25 GPF Stephen WIMBLE		Yamaha TZR 250 - S.B.W Contractor				
IDEAL LAP TIME : 1:36.803		BEST LAP TIME : 1:36.828		DIFFERENCE : 0.025		
LAP	SECTOR 1	SECTOR 2	LAP TIME	MPH	DIFF	TIME OF DAY
1 -		34.279	1:43.734	68.68	6.906	13:58:40.900
2 -	1:03.345	33.506	1:36.851 (2)	73.56	0.023	14:00:17.751
3 -	1:03.882	34.339	1:38.221	72.53	1.393	14:01:55.972
4 -	1:03.370	33.458	1:36.828 (1)	73.58		14:03:32.800
5 -	1:03.463	35.008	1:38.471	72.35	1.643	14:05:11.271
6 -	1:03.773	34.033	1:37.806 (3)	72.84	0.978	14:06:49.077

P17 66 MZ Graeme LEWIS		MZ ETZ250 - Morris Racing Lubricants #MRL & DRD Machining				
IDEAL LAP TIME : 1:31.710		BEST LAP TIME : 1:31.834		DIFFERENCE : 0.124		
LAP	SECTOR 1	SECTOR 2	LAP TIME	MPH	DIFF	TIME OF DAY
1 -		33.257	2:08.876	55.28	37.042	13:59:06.042
2 -	1:00.048	32.081	1:32.129 (2)	77.33	0.295	14:00:38.171
3 -	59.629	32.205	1:31.834 (1)	77.58		14:02:10.005
4 -	1:00.425	32.972	1:33.397 (3)	76.28	1.563	14:03:43.402
5 -	1:00.600	33.621	1:34.221	75.61	2.387	14:05:17.623
6 -	1:01.445	32.861	1:34.306	75.54	2.472	14:06:51.929

P18 14 MZ Andy MARKS		MZ ETZ250 - Kingpin Components				
IDEAL LAP TIME : 1:32.540		BEST LAP TIME : 1:32.572		DIFFERENCE : 0.032		
LAP	SECTOR 1	SECTOR 2	LAP TIME	MPH	DIFF	TIME OF DAY
1 -		33.358	2:09.599	54.97	37.027	13:59:06.765
2 -	1:00.016	32.556	1:32.572 (1)	76.96		14:00:39.337
3 -	1:00.072	32.524	1:32.596 (2)	76.94	0.024	14:02:11.933
4 -	1:00.793	32.689	1:33.482	76.21	0.910	14:03:45.415
5 -	1:00.675	32.688	1:33.363 (3)	76.31	0.791	14:05:18.778
6 -	1:00.905	32.571	1:33.476	76.21	0.904	14:06:52.254

P19 8 MZ Rich ASKEW		MZ ETZ250 - L + R Construction				
IDEAL LAP TIME : 1:33.796		BEST LAP TIME : 1:34.010		DIFFERENCE : 0.214		
LAP	SECTOR 1	SECTOR 2	LAP TIME	MPH	DIFF	TIME OF DAY
1 -		33.097	2:10.584	54.55	36.574	13:59:07.750
2 -	1:01.352	33.646	1:34.998	74.99	0.988	14:00:42.748
3 -	1:01.488	33.672	1:35.160	74.87	1.150	14:02:17.908
4 -	1:01.638	33.072	1:34.710 (3)	75.22	0.700	14:03:52.618
5 -	1:00.724	33.286	1:34.010 (1)	75.78		14:05:26.628
6 -	1:01.303	33.102	1:34.405 (2)	75.46	0.395	14:07:01.033

P20 566 MZ Michael WILBY		MZ ETZ250 - Sziler UK				
IDEAL LAP TIME : 1:34.415		BEST LAP TIME : 1:34.631		DIFFERENCE : 0.216		
LAP	SECTOR 1	SECTOR 2	LAP TIME	MPH	DIFF	TIME OF DAY
1 -		33.395	2:10.957	54.40	36.326	13:59:08.123
2 -	1:01.136	33.959	1:35.095 (3)	74.92	0.464	14:00:43.218
3 -	1:01.934	33.482	1:35.416	74.66	0.785	14:02:18.634
4 -	1:01.352	33.279	1:34.631 (1)	75.28		14:03:53.265
5 -	1:01.596	33.355	1:34.951 (2)	75.03	0.320	14:05:28.216
6 -	1:02.006	34.086	1:36.092	74.14	1.461	14:07:04.308

P21 24 MZ Tony PARKER		MZ ETZ250 - Cancer Research UK				
IDEAL LAP TIME : 1:37.241		BEST LAP TIME : 1:37.541		DIFFERENCE : 0.300		
LAP	SECTOR 1	SECTOR 2	LAP TIME	MPH	DIFF	TIME OF DAY
1 -		34.312	2:13.912	53.20	36.371	13:59:11.078
2 -	1:03.990	33.936	1:37.926 (3)	72.75	0.385	14:00:49.004
3 -	1:05.234	34.454	1:39.688	71.46	2.147	14:02:28.692
4 -	1:03.777	33.926	1:37.703 (2)	72.92	0.162	14:04:06.395
5 -	1:04.289	34.114	1:38.403	72.40	0.862	14:05:44.798
6 -	1:03.315	34.226	1:37.541 (1)	73.04		14:07:22.339

BMCRC - MRO Championships 2023 - Rnd 4 @ Donington Park

Illuminate Design 250MZ & Blue Haze GPF 2-Stroke

RACE 7 - SECTOR ANALYSIS



SECTOR 1 = FL to I1, SECTOR 2 = I1 to FL, DIFF = Difference To Personal Best Lap, P = Crossed Finish Line in Pit Lane, D = Time Disallowed

P22	94 MZ	Leila WILLIAMS	MZ ETZ250 - Illuminated Design LTD			
IDEAL LAP TIME : 1:39.579		BEST LAP TIME : 1:39.625		DIFFERENCE : 0.046		

LAP	SECTOR 1	SECTOR 2	LAP TIME	MPH	DIFF	TIME OF DAY
1 -		34.649	2:15.016	52.76	35.391	13:59:12.182
2 -	1:04.930	34.695	1:39.625 (1)	71.51		14:00:51.807
3 -	1:05.538	34.833	1:40.371 (2)	70.98	0.746	14:02:32.178
4 -	1:07.455	35.262	1:42.717	69.36	3.092	14:04:14.895
5 -	1:06.240	34.980	1:41.220 (3)	70.38	1.595	14:05:56.115
6 -	1:07.979	35.372	1:43.351	68.93	3.726	14:07:39.466

P23	110 GPF	Mark HAIGH	Aprilia RS250 - Chesterfield CarClinic/The Tuning Works			
IDEAL LAP TIME :		BEST LAP TIME : 1:21.943		DIFFERENCE :		

LAP	SECTOR 1	SECTOR 2	LAP TIME	MPH	DIFF	TIME OF DAY
1 -			1:27.524	81.40	5.581	13:58:24.690
2 -			1:22.013 (2)	86.87	0.070	13:59:46.703
3 -			1:21.943 (1)	86.94		14:01:08.646
4 -			1:22.565 (3)	86.29	0.622	14:02:31.211
5 -		<i>IN PIT</i>	2:11.661 P	54.11	49.718	14:04:42.872

P24	11 MZ	Carl CRIPPS	MZ ETZ250 - MIS UK LTD			
IDEAL LAP TIME : 1:30.743		BEST LAP TIME : 1:30.743		DIFFERENCE : 0.000		

LAP	SECTOR 1	SECTOR 2	LAP TIME	MPH	DIFF	TIME OF DAY
1 -		32.616	2:08.543	55.42	37.800	13:59:05.709
2 -	59.093	31.650	1:30.743 (1)	78.51		14:00:36.452
3 -	1:00.112	32.355	1:32.467 (2)	77.05	1.724	14:02:08.919

P25	42 GPF	Alan WOOD	Suzuki RGV250 - J.Clubb Aggregates & Concrete			
IDEAL LAP TIME : 1:22.500		BEST LAP TIME : 1:22.500		DIFFERENCE : 0.000		

LAP	SECTOR 1	SECTOR 2	LAP TIME	MPH	DIFF	TIME OF DAY
1 -		29.242	1:27.709	81.23	5.209	13:58:24.875
2 -	53.332	29.168	1:22.500 (1)	86.35		13:59:47.375

P26	56 MZ	Russell TURNER	MZ ETZ250 - TT Racing			
IDEAL LAP TIME : 1:35.799		BEST LAP TIME : 1:43.320		DIFFERENCE : 7.521		

LAP	SECTOR 1	SECTOR 2	LAP TIME	MPH	DIFF	TIME OF DAY
1 -		34.029	2:12.941	53.59	29.621	13:59:10.107
2 -	1:01.770	41.550	1:43.320 (1)	68.95		14:00:53.427

BMCRC - MRO Championships 2023 - Rnd 4 @ Donington Park

Illuminate Design 250MZ & Blue Haze GPF 2-Strokes

RACE 7 - BEST SECTORS

SECTOR 1			SECTOR 2			IDEAL / BEST COMPARISON						
POS	NO	NAME	TIME	NO	NAME	TIME	POS	NO	NAME	IDEAL	BEST	DIFF
									PERFECT LAP	1:20.279		
1	571	MORETON	52.344	571	MORETON	27.935	1	571	MORETON	1:20.279	1:20.512	0.233
2	27	HAYWARD	53.002	28	McCARTER	28.396	2	18	BALL	1:21.553	1:21.946	0.393
3	18	BALL	53.148	18	BALL	28.405	3	27	HAYWARD	1:21.641	1:21.887	0.246
4	247	HEALEY	53.313	247	HEALEY	28.464	4	28	McCARTER	1:21.729	1:21.954	0.225
5	42	WOOD	53.332	27	HAYWARD	28.639	5	247	HEALEY	1:21.777	1:22.106	0.329
6	28	McCARTER	53.333	42	WOOD	29.168	6	42	WOOD	1:22.500	1:22.500	0.000
7	17	FISHWICK	53.422	17	FISHWICK	29.177	7	17	FISHWICK	1:22.599	1:22.615	0.016
8	73	TURNER	54.431	73	TURNER	29.642	8	73	TURNER	1:24.073	1:25.841	1.768
9	162	COOPER	54.626	69	MANN	29.859	9	162	COOPER	1:24.500	1:25.217	0.717
10	85	WALES	55.658	162	COOPER	29.874	10	69	MANN	1:25.753	1:26.011	0.258
11	69	MANN	55.894	565	KERSHAW	30.215	11	85	WALES	1:25.993	1:25.993	0.000
12	565	KERSHAW	57.153	85	WALES	30.335	12	565	KERSHAW	1:27.368	1:27.397	0.029
13	96	KENT	57.167	96	KENT	30.693	13	96	KENT	1:27.860	1:28.498	0.638
14	13	RYAN	58.882	7	ASHMEAD	31.491	14	13	RYAN	1:30.604	1:30.604	0.000
15	11	CRIPPS	59.093	142	PEARSON	31.500	15	11	CRIPPS	1:30.743	1:30.743	0.000
16	7	ASHMEAD	59.347	11	CRIPPS	31.650	16	7	ASHMEAD	1:30.838	1:31.132	0.294
17	142	PEARSON	59.527	13	RYAN	31.722	17	142	PEARSON	1:31.027	1:31.086	0.059
18	66	LEWIS	59.629	66	LEWIS	32.081	18	66	LEWIS	1:31.710	1:31.834	0.124
19	14	MARKS	1:00.016	14	MARKS	32.524	19	14	MARKS	1:32.540	1:32.572	0.032
20	8	ASKEW	1:00.724	8	ASKEW	33.072	20	8	ASKEW	1:33.796	1:34.010	0.214
21	566	WILBY	1:01.136	566	WILBY	33.279	21	566	WILBY	1:34.415	1:34.631	0.216
22	56	TURNER	1:01.770	25	WIMBLE	33.458	22	56	TURNER	1:35.799	1:43.320	7.521
23	24	PARKER	1:03.315	24	PARKER	33.926	23	25	WIMBLE	1:36.803	1:36.828	0.025
24	25	WIMBLE	1:03.345	56	TURNER	34.029	24	24	PARKER	1:37.241	1:37.541	0.300
25	94	WILLIAMS	1:04.930	94	WILLIAMS	34.649	25	94	WILLIAMS	1:39.579	1:39.625	0.046
26							26	110	HAIGH		1:21.943	
27												

BMCRC - MRO Championships 2023 - Rnd 4 @ Donington Park

Illuminate Design 250MZ & Blue Haze GPF 2-Stroke

RACE 7 - STATISTICS

Competitors Started 27
Planned Start 2023-06-03 @ 13:45:00.000
Actual Start 2023-06-03 @ 13:56:57.166
Finish Time 2023-06-03 @ 14:06:27.232
Track Length 1.9790mi.
Total Laps 157
Total Distance Covered 310.7135mi.

Session Fastest Lap History

NO	CL	NAME	LAP TIME	TIME OF DAY	LAP	VEHICLE
571	GPF	Alan MORETON	1:20.512	13:59:42.459	2	Suzuki RG500

Session Leader History

NO	CL	NAME	FROM LAP	LAPS LED	DISTANCE	VEHICLE
571	GPF	Alan MORETON	1	7	13.81 miles	Suzuki RG500

Flag History

TYPE	TIME OF DAY
GREEN	13:56:57.166
FINISH	14:06:27.232

Flag Statistics

TYPE	COUNT	TOTAL LAPS	TOTAL TIME
Green	1	7	11:03.917
Red	0	0	0.000
Safety Car	0	0	0.000
FCY	0	0	0.000

BMCRC - MRO Championships 2023 - Rnd 4 @ Donington Park

Illuminate Design 250MZ & Blue Haze GPF 2-Stroke

RACE 7 - STATISTICS

CLASS : GPF

12 Starters

Fastest Lap History

NO	NAME	LAP TIME	TIME OF DAY	LAP	VEHICLE
571	Alan MORETON	1:20.512	13:59:42.459	2	Suzuki RG500

Leader History

NO	NAME	FROM LAP	LAPS LED	DISTANCE	VEHICLE
571	Alan MORETON	1	7	13.81 miles	Suzuki RG500

BMCRC - MRO Championships 2023 - Rnd 4 @ Donington Park

Illuminate Design 250MZ & Blue Haze GPF 2-Stroke

RACE 7 - STATISTICS

CLASS : MZ

15 Starters

Fastest Lap History

NO	NAME	LAP TIME	TIME OF DAY	LAP	VEHICLE
69	Alexander MANN	1:27.442	14:00:26.110	2	MZ TS 250
69	Alexander MANN	1:26.887	14:01:52.998	3	MZ TS 250
85	Andrew WALES	1:26.878	14:01:53.211	3	MZ ETZ250
69	Alexander MANN	1:26.735	14:03:19.733	4	MZ TS 250
69	Alexander MANN	1:26.011	14:04:45.744	5	MZ TS 250
85	Andrew WALES	1:25.993	14:04:46.026	5	MZ ETZ250

Leader History

NO	NAME	FROM LAP	LAPS LED	DISTANCE	VEHICLE
69	Alexander MANN	1	7	13.81 miles	MZ TS 250

BMCRC - MRO Championships 2023 - Rnd 4 @ Donington Park

Illuminate Design 250MZ & Blue Haze GPF 2-Strokes

RACE 17 - GRID (7 Laps)

ROW 14			40	102 Caleb WRIGHT				
ROW 13		39	56 Russell TURNER	1:43.320	38	94 Leila WILLIAMS		
						37	24 Tony PARKER	
ROW 12	36	566 Michael WILBY	1:34.631	35	75 Pete WOODALL	34	8 Rich ASKEW	
							1:34.010	
ROW 11		33	14 Andy MARKS	1:32.572	32	66 Graeme LEWIS	31	7 John ASHMEAD
							1:31.834	
ROW 10	30	11 Carl CRIPPS	1:30.743	29	13 Gordon RYAN	28	96 Chris KENT	
							1:30.604	
							1:28.498	
ROW 9		27	565 Louis KERSHAW	1:27.397	26	69 Alexander MANN	25	85 Andrew WALES
							1:26.011	
							1:25.993	
ROW 8								
ROW 7								
ROW 6						16	26 Damian LEE	
ROW 5		15	169 Mark ELLERAY		14	113 Doug EDMONDSON	13	47 Roy ALDERSLADE
ROW 4	12	25 Stephen WIMBLE	1:36.828	11	142 Martin PEARSON	10	73 Colvin TURNER	
							1:31.086	
							1:25.841	
ROW 3		9	162 Darren COOPER	1:25.217	8	17 Peter FISHWICK	7	42 Alan WOOD
							1:22.615	
							1:22.500	
ROW 2	6	247 Lee HEALEY	1:22.106	5	28 Liam McCARTER	4	18 David BALL	
							1:21.954	
							1:21.946	
ROW 1		3	110 Mark HAIGH	1:21.943	2	27 Richard HAYWARD	1	571 Alan MORETON
							1:21.887	
							1:20.512	
							Pole	

Donington Park National: 1.9790 miles

These results are provisional until the conclusion of any judicial and technical matters.

Clerk Of Course :	Stewards :	Timekeeper : Richard Evans
-------------------	------------	----------------------------

Results can be found at www.tsl-timing.com

Printed - 14:16 Saturday, 03 June 2023



BMCRC - MRO Championships 2023 - Rnd 4 @ Donington Park

Illuminate Design 250MZ & Blue Haze GPF 2-Stroke

RACE 17 - CLASSIFICATION

POS	NO	CL	PIC NAME	ENTRY	LAPS	TIME	GAP	DIFF	MPH	BEST	ON
1	571	GPF	1 Alan MORETON	Suzuki RG500 - Spraytech At Brooklyn Garage	7	9:31.956			86.95	1:20.353	3
2	18	GPF	2 David BALL	Yamaha TZR250F3 - Gardiner Page and Roe pensic	7	9:38.892	6.936	6.936	85.91	1:21.110	2
3	27	GPF	3 Richard HAYWARD	Yamaha TZR250 - GForce/Hayward R Ltd/SnapOn	7	9:39.809	7.853	0.917	85.78	1:21.447	7
4	28	GPF	4 Liam McCARTER	Yamaha TZR - Katie McCarter	7	9:41.047	9.091	1.238	85.59	1:21.423	3
5	247	GPF	5 Lee HEALEY	Suzuki VJ22 - Specialised welding and fabrications	7	9:46.647	14.691	5.600	84.78	1:21.812	4
6	110	GPF	6 Mark HAIGH	Aprilia RS250 - Chesterfield CarClinic/The Tuning W	7	9:49.769	17.813	3.122	84.33	1:23.051	2
7	17	GPF	7 Peter FISHWICK	Yamaha TZ250 -	7	9:52.399	20.443	2.630	83.95	1:23.106	2
8	162	GPF	8 Darren COOPER	Yamaha TZR250 - Twistgrip Motorcycles	7	10:05.720	33.764	13.321	82.11	1:24.680	3
9	73	GPF	9 Colvin TURNER	Yamaha TZR250 -	7	10:10.124	38.168	4.404	81.51	1:25.856	3
10	69	MZ	1 Alexander MANN	MZ TS 250 - HS RACING	7	10:41.818	1:09.862	31.694	77.49	1:26.095	6
11	85	MZ	2 Andrew WALES	MZ ETZ250 - Illuminated Design LTD	7	10:42.240	1:10.284	0.422	77.44	1:26.206	6
12	565	MZ	3 Louis KERSHAW	MZ ETZ250 - Team Lucky Streetsy/Walkers Camper	7	10:45.867	1:13.911	3.627	77.00	1:26.837	7
13	96	MZ	4 Chris KENT	MZ ETZ250 -	7	10:54.281	1:22.325	8.414	76.01	1:27.446	3
14	75	MZ	5 Pete WOODALL	MZ ETZ250 - Online Lubricants	6	9:34.590	1 Lap	1 Lap	74.15	1:29.151	2
15	13	MZ	6 Gordon RYAN	MZ ETZ250 - Prism Work Psychology	6	9:44.927	1 Lap	10.337	72.84	1:31.284	6
16	7	MZ	7 John ASHMEAD	MZ ETZ250 -	6	9:51.314	1 Lap	6.387	72.06	1:32.337	6
17	25	GPF	10 Stephen WIMBLE	Yamah TZR 250 - S.B.W Contractor	6	9:52.539	1 Lap	1.225	71.91	1:36.527	2
18	66	MZ	8 Graeme LEWIS	MZ ETZ250 - Morris Racing Lubricants #MRL & DRC	6	9:58.310	1 Lap	5.771	71.21	1:32.853	6
19	8	MZ	9 Rich ASKEW	MZ ETZ250 - L + R Construction	6	9:58.628	1 Lap	0.318	71.18	1:32.707	6
20	14	MZ	10 Andy MARKS	MZ ETZ250 - Kingpin Components	6	9:59.168	1 Lap	0.540	71.11	1:32.955	6
21	24	MZ	11 Tony PARKER	MZ ETZ250 - Cancer Research UK	6	10:22.579	1 Lap	23.411	68.44	1:35.935	6
22	566	MZ	12 Michael WILBY	MZ ETZ250 - Sziler UK	6	10:22.685	1 Lap	0.106	68.43	1:36.978	3
23	94	MZ	13 Leila WILLIAMS	MZ ETZ250 - Illuminated Design LTD	6	10:41.700	1 Lap	19.015	66.40	1:39.952	2
24	102	MZ	14 Caleb WRIGHT	MZ ETZ250 - Clover Investments	6	10:48.400	1 Lap	6.700	65.71	1:40.855	3
25	56	MZ	15 Russell TURNER	MZ ETZ250 - TT Racing	6	10:55.183	1 Lap	6.783	65.03	1:38.843	2
NOT CLASSIFIED											
DNF	11	MZ	Carl CRIPPS	MZ ETZ250 - MIS UK LTD	5	8:33.234	2 Laps	1 Lap	69.14	1:32.866	2
FASTEST LAP											
	571	GPF	Alan MORETON	Suzuki RG500 - Spraytech At Brooklyn Garage	3	1:20.353			88.66 mph	142.69 kph	
	69	MZ	Alexander MANN	MZ TS 250 - HS RACING	6	1:26.095			82.75 mph	133.17 kph	

Class GPF - 92.5% of Race Speed = 80.42 mph
 Class MZ - 92.5% of Race Speed = 71.67 mph

Weather / Track : Sunny / Dry

These results are provisional until the conclusion of any judicial and technical matters.

Race Distance: 7 Laps / 13.85 miles
 Donington Park National: 1.9790 miles
 Date: 03/06/2023 Start: 16:43 Finish: 16:52

Clerk Of Course :	Stewards :	Timekeeper : Richard Evans
-------------------	------------	----------------------------

Results can be found at www.tsl-timing.com

Printed - 16:55 Saturday, 03 June 2023



BMCRC - MRO Championships 2023 - Rnd 4 @ Donington Park

Illuminate Design 250MZ & Blue Haze GPF 2-Stroke

RACE 17 - LAP CHART

LAP 1 @ 16:44:48.053

NO	BEHIND	LAP TIME
27		1:25.680
571	0.688	1:26.368
110	1.309	1:26.989
18	1.750	1:27.430
28	2.199	1:27.879
17	2.850	1:28.530
73	3.311	1:28.991
162	3.718	1:29.398
247	3.846	1:29.526
25	15.851	1:41.531
96	35.429	2:01.109
85	35.434	2:01.114
69	35.443	2:01.123
565	36.541	2:02.221
75	37.014	2:02.694
13	38.797	2:04.477
7	40.380	2:06.060
11	41.245	2:06.925
8	42.861	2:08.541
66	43.279	2:08.959
14	43.697	2:09.377
56	46.655	2:12.335
566	46.870	2:12.550
94	47.936	2:13.616
24	48.476	2:14.156
102	54.886	2:20.566

LAP 2 @ 16:46:09.129

NO	BEHIND	LAP TIME
571		1:20.388
27	1.036	1:22.112
18	1.784	1:21.110
110	3.284	1:23.051
28	3.487	1:22.364
17	4.880	1:23.106
247	6.492	1:23.722
162	7.588	1:24.946
73	8.368	1:26.133
25	31.302	1:36.527
69	41.005	1:26.638
85	41.499	1:27.141
565	42.753	1:27.288
96	42.892	1:28.539
75	45.089	1:29.151
13	49.695	1:31.974
7	51.709	1:32.405
11	53.035	1:32.866
66	55.344	1:33.141
8	55.874	1:34.089
14	56.349	1:33.728
566	1:03.853	1:38.059
56	1:04.422	1:38.843
94	1:06.812	1:39.952
24	1:06.901	1:39.501
102	1:16.473	1:42.663

LAP 3 @ 16:47:29.482

NO	BEHIND	LAP TIME
571		1:20.353
18	2.963	1:21.532
27	3.068	1:22.385
28	4.557	1:21.423

110	6.263	1:23.332
247	8.064	1:21.925
17	8.184	1:23.657
162	11.915	1:24.680
73	13.871	1:25.856
69	47.768	1:27.116
85	47.805	1:26.659
25	49.534	1:38.585
96	49.985	1:27.446
565	50.083	1:27.683
75	54.917	1:30.181
13	1:02.153	1:32.811
7	1:05.359	1:34.003
66	1:09.319	1:34.328
8	1:09.840	1:34.319
11	1:10.470	1:37.788
14	1:11.129	1:35.133
566	1:20.478	1:36.978

LAP 4 @ 16:48:51.018

NO	BEHIND	LAP TIME
571		1:21.536
56	1 Lap	1:40.404
18	3.795	1:22.368
24	1 Lap	1:38.868
27	5.247	1:23.715
28	5.520	1:22.499
94	1 Lap	1:41.085
247	8.340	1:21.812
110	8.730	1:24.003
17	10.590	1:23.942
102	1 Lap	1:40.855
162	17.056	1:26.677
73	18.880	1:26.545
69	54.010	1:27.778
85	54.094	1:27.825
565	56.251	1:27.704
96	57.714	1:29.265
75	1:04.354	1:30.973
25	1:06.577	1:38.579
13	1:13.404	1:32.787
7	1:16.894	1:33.071

LAP 5 @ 16:50:11.670

NO	BEHIND	LAP TIME
571		1:20.652
66	1 Lap	1:35.176
8	1 Lap	1:35.630
14	1 Lap	1:34.545
11	1 Lap	1:35.556
18	5.018	1:21.875
27	6.317	1:21.722
28	7.376	1:22.508
247	11.256	1:23.568
110	12.973	1:24.895
17	13.947	1:24.009
566	1 Lap	1:37.480
24	1 Lap	1:38.051
162	23.519	1:27.115
56	1 Lap	1:41.875
73	27.128	1:28.900
94	1 Lap	1:42.540
102	1 Lap	1:41.475
69	59.823	1:26.465
85	1:00.065	1:26.623

565	1:02.744	1:27.145
96	1:06.475	1:29.413
75	1:14.540	1:30.838

LAP 6 @ 16:51:33.810

NO	BEHIND	LAP TIME
571		1:22.140
25	1 Lap	1:37.093
13	1 Lap	1:31.594
18	4.607	1:21.729
27	6.925	1:22.748
7	1 Lap	1:33.438
28	7.738	1:22.502
247	11.756	1:22.640
66	1 Lap	1:33.853
110	14.443	1:23.610
8	1 Lap	1:33.342
14	1 Lap	1:33.430
17	15.693	1:23.886
11	1 Lap	1:40.099 P
162	27.840	1:26.461
73	31.741	1:26.753
566	1 Lap	1:38.805
24	1 Lap	1:36.068
94	1 Lap	1:42.779
56	1 Lap	1:47.780
102	1 Lap	1:41.138
69	1:03.778	1:26.095
85	1:04.131	1:26.206
565	1:07.593	1:26.989
96	1:13.036	1:28.701

LAP 7 @ 16:52:54.329

NO	BEHIND	LAP TIME
571		1:20.519
75	1 Lap	1:30.753
18	6.936	1:22.848
27	7.853	1:21.447
28	9.091	1:21.872
13	1 Lap	1:31.284
247	14.691	1:23.454
110	17.813	1:23.889
7	1 Lap	1:32.337
17	20.443	1:25.269
25	1 Lap	1:40.224
66	1 Lap	1:32.853
8	1 Lap	1:32.707
14	1 Lap	1:32.955
162	33.764	1:26.443
73	38.168	1:26.946
24	1 Lap	1:35.935
566	1 Lap	1:38.813
94	1 Lap	1:41.728
69	1:09.862	1:26.603
85	1:10.284	1:26.672
565	1:13.911	1:26.837
102	1 Lap	1:41.703
96	1:22.325	1:29.808
56	1 Lap	1:53.946

BMCRC - MRO Championships 2023 - Rnd 4 @ Donington Park

Illuminate Design 250MZ & Blue Haze GPF 2-Strokes

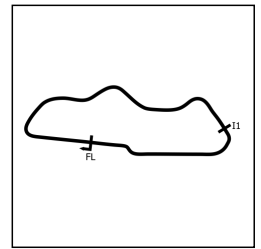
RACE 17 - POSITION CHART

No	Name	Lap Pos	Lap							
			1	2	3	4	5	6	7	
571	MORETON	1	27	571	571	571	571	571	571	571
27	HAYWARD	2	571	27	18	18	18	18	18	18
110	HAIGH	3	110	18	27	27	27	27	27	27
18	BALL	4	18	110	28	28	28	28	28	28
28	McCARTER	5	28	28	110	247	247	247	247	247
247	HEALEY	6	17	17	247	110	110	110	110	110
17	FISHWICK	7	73	247	17	17	17	17	17	17
162	COOPER	8	162	162	162	162	162	162	162	162
73	TURNER	9	247	73	73	73	73	73	73	73
25	WIMBLE	10	25	25	69	69	69	69	69	69
85	WALES	11	96	69	85	85	85	85	85	85
69	MANN	12	85	85	25	565	565	565	565	565
565	KERSHAW	13	69	565	96	96	96	96	96	96
96	KENT	14	565	96	565	75	75	75	75	75
13	RYAN	15	75	75	75	25	25	13		
11	CRIPPS	16	13	13	13	13	13	7		
7	ASHMEAD	17	7	7	7	7	7	25		
66	LEWIS	18	11	11	66	66	66	66		
14	MARKS	19	8	66	8	8	8	8		
8	ASKEW	20	66	8	11	14	14	14		
75	WOODALL	21	14	14	14	11	11	24		
566	WILBY	22	56	566	566	566	566	566		
24	PARKER	23	566	56	56	24	24	94		
94	WILLIAMS	24	94	94	24	56	94	102		
56	TURNER	25	24	24	94	94	56	56		
102	WRIGHT	26	102	102	102	102	102			

BMCRRC - MRO Championships 2023 - Rnd 4 @ Donington Park

Illuminate Design 250MZ & Blue Haze GPF 2-Strokes

RACE 17 - SECTOR ANALYSIS



SECTOR 1 = FL to I1, SECTOR 2 = I1 to FL, DIFF = Difference To Personal Best Lap, P = Crossed Finish Line in Pit Lane, D = Time Disallowed

P1 571 GPF Alan MORETON		Suzuki RG500 - Spraytech At Brooklyn Garage				
IDEAL LAP TIME : 1:20.099		BEST LAP TIME : 1:20.353		DIFFERENCE : 0.254		
LAP	SECTOR 1	SECTOR 2	LAP TIME	MPH	DIFF	TIME OF DAY
1 -		27.975	1:26.368	82.49	6.015	16:44:48.741
2 -	52.639	27.749	1:20.388 (2)	88.62	0.035	16:46:09.129
3 -	52.350	28.003	1:20.353 (1)	88.66		16:47:29.482
4 -	52.836	28.700	1:21.536	87.38	1.183	16:48:51.018
5 -	52.611	28.041	1:20.652	88.33	0.299	16:50:11.670
6 -	53.749	28.391	1:22.140	86.73	1.787	16:51:33.810
7 -	52.443	28.076	1:20.519 (3)	88.48	0.166	16:52:54.329

P2 18 GPF David BALL		Yamaha TZR250F3 - Gardiner Page and Roe pension consultan				
IDEAL LAP TIME : 1:21.084		BEST LAP TIME : 1:21.110		DIFFERENCE : 0.026		
LAP	SECTOR 1	SECTOR 2	LAP TIME	MPH	DIFF	TIME OF DAY
1 -		28.693	1:27.430	81.48	6.320	16:44:49.803
2 -	52.675	28.435	1:21.110 (1)	87.83		16:46:10.913
3 -	52.649	28.883	1:21.532 (2)	87.38	0.422	16:47:32.445
4 -	53.257	29.111	1:22.368	86.49	1.258	16:48:54.813
5 -	53.400	28.475	1:21.875	87.01	0.765	16:50:16.688
6 -	53.130	28.599	1:21.729 (3)	87.17	0.619	16:51:38.417
7 -	54.124	28.724	1:22.848	85.99	1.738	16:53:01.265

P3 27 GPF Richard HAYWARD		Yamaha TZR250 - GForce/Hayward R Ltd/SnapOn				
IDEAL LAP TIME : 1:21.262		BEST LAP TIME : 1:21.447		DIFFERENCE : 0.185		
LAP	SECTOR 1	SECTOR 2	LAP TIME	MPH	DIFF	TIME OF DAY
1 -		28.332	1:25.680	83.15	4.233	16:44:48.053
2 -	53.657	28.455	1:22.112 (3)	86.76	0.665	16:46:10.165
3 -	53.380	29.005	1:22.385	86.47	0.938	16:47:32.550
4 -	54.095	29.620	1:23.715	85.10	2.268	16:48:56.265
5 -	53.203	28.519	1:21.722 (2)	87.18	0.275	16:50:17.987
6 -	54.167	28.581	1:22.748	86.10	1.301	16:51:40.735
7 -	52.930	28.517	1:21.447 (1)	87.47		16:53:02.182

P4 28 GPF Liam McCARTER		Yamaha TZR - Katie McCarter				
IDEAL LAP TIME : 1:21.075		BEST LAP TIME : 1:21.423		DIFFERENCE : 0.348		
LAP	SECTOR 1	SECTOR 2	LAP TIME	MPH	DIFF	TIME OF DAY
1 -		28.838	1:27.879	81.07	6.456	16:44:50.252
2 -	53.465	28.899	1:22.364 (3)	86.50	0.941	16:46:12.616
3 -	53.424	27.999	1:21.423 (1)	87.50		16:47:34.039
4 -	53.076	29.423	1:22.499	86.36	1.076	16:48:56.538
5 -	54.242	28.266	1:22.508	86.35	1.085	16:50:19.046
6 -	54.357	28.145	1:22.502	86.35	1.079	16:51:41.548
7 -	53.489	28.383	1:21.872 (2)	87.02	0.449	16:53:03.420

P5 247 GPF Lee HEALEY		Suzuki VJ22 - Specialised welding and fabrications				
IDEAL LAP TIME : 1:21.401		BEST LAP TIME : 1:21.812		DIFFERENCE : 0.411		
LAP	SECTOR 1	SECTOR 2	LAP TIME	MPH	DIFF	TIME OF DAY
1 -		28.994	1:29.526	79.58	7.714	16:44:51.899
2 -	55.018	28.704	1:23.722	85.09	1.910	16:46:15.621
3 -	53.727	28.198	1:21.925 (2)	86.96	0.113	16:47:37.546
4 -	53.203	28.609	1:21.812 (1)	87.08		16:48:59.358
5 -	54.706	28.862	1:23.568	85.25	1.756	16:50:22.926
6 -	53.925	28.715	1:22.640 (3)	86.21	0.828	16:51:45.566
7 -	54.437	29.017	1:23.454	85.37	1.642	16:53:09.020

BMCRC - MRO Championships 2023 - Rnd 4 @ Donington Park

Illuminate Design 250MZ & Blue Haze GPF 2-Strokes

RACE 17 - SECTOR ANALYSIS



SECTOR 1 = FL to I1, SECTOR 2 = I1 to FL, DIFF = Difference To Personal Best Lap, P = Crossed Finish Line in Pit Lane, D = Time Disallowed

P6 110 GPF Mark HAIGH		Aprilia RS250 - Chesterfield CarClinic/The Tuning Works				
IDEAL LAP TIME : 1:22.821		BEST LAP TIME : 1:23.051		DIFFERENCE : 0.230		
LAP	SECTOR 1	SECTOR 2	LAP TIME	MPH	DIFF	TIME OF DAY
1 -		28.733	1:26.989	81.90	3.938	16:44:49.362
2 -	54.088	28.963	1:23.051 (1)	85.78		16:46:12.413
3 -	54.167	29.165	1:23.332 (2)	85.49	0.281	16:47:35.745
4 -	54.804	29.199	1:24.003	84.81	0.952	16:48:59.748
5 -	55.865	29.030	1:24.895	83.92	1.844	16:50:24.643
6 -	54.607	29.003	1:23.610 (3)	85.21	0.559	16:51:48.253
7 -	54.487	29.402	1:23.889	84.92	0.838	16:53:12.142

P7 17 GPF Peter FISHWICK		Yamaha TZ250 -				
IDEAL LAP TIME : 1:22.858		BEST LAP TIME : 1:23.106		DIFFERENCE : 0.248		
LAP	SECTOR 1	SECTOR 2	LAP TIME	MPH	DIFF	TIME OF DAY
1 -		29.276	1:28.530	80.47	5.424	16:44:50.903
2 -	54.008	29.098	1:23.106 (1)	85.72		16:46:14.009
3 -	53.760	29.897	1:23.657 (2)	85.16	0.551	16:47:37.666
4 -	54.206	29.736	1:23.942	84.87	0.836	16:49:01.608
5 -	54.568	29.441	1:24.009	84.80	0.903	16:50:25.617
6 -	53.949	29.937	1:23.886 (3)	84.93	0.780	16:51:49.503
7 -	54.964	30.305	1:25.269	83.55	2.163	16:53:14.772

P8 162 GPF Darren COOPER		Yamaha TZR250 - Twistgrip Motorcycles				
IDEAL LAP TIME : 1:23.898		BEST LAP TIME : 1:24.680		DIFFERENCE : 0.782		
LAP	SECTOR 1	SECTOR 2	LAP TIME	MPH	DIFF	TIME OF DAY
1 -		29.136	1:29.398	79.69	4.718	16:44:51.771
2 -	55.338	29.608	1:24.946 (2)	83.87	0.266	16:46:16.717
3 -	54.762	29.918	1:24.680 (1)	84.13		16:47:41.397
4 -	56.220	30.457	1:26.677	82.19	1.997	16:49:08.074
5 -	56.062	31.053	1:27.115	81.78	2.435	16:50:35.189
6 -	55.884	30.577	1:26.461	82.40	1.781	16:52:01.650
7 -	56.049	30.394	1:26.443 (3)	82.42	1.763	16:53:28.093

P9 73 GPF Colvin TURNER		Yamaha TZR250 -				
IDEAL LAP TIME : 1:25.195		BEST LAP TIME : 1:25.856		DIFFERENCE : 0.661		
LAP	SECTOR 1	SECTOR 2	LAP TIME	MPH	DIFF	TIME OF DAY
1 -		29.375	1:28.991	80.06	3.135	16:44:51.364
2 -	55.820	30.313	1:26.133 (2)	82.71	0.277	16:46:17.497
3 -	56.173	29.683	1:25.856 (1)	82.98		16:47:43.353
4 -	56.529	30.016	1:26.545 (3)	82.32	0.689	16:49:09.898
5 -	57.856	31.044	1:28.900	80.14	3.044	16:50:38.798
6 -	56.233	30.520	1:26.753	82.12	0.897	16:52:05.551
7 -	56.075	30.871	1:26.946	81.94	1.090	16:53:32.497

P10 69 MZ Alexander MANN		MZ TS 250 - HS RACING				
IDEAL LAP TIME : 1:26.071		BEST LAP TIME : 1:26.095		DIFFERENCE : 0.024		
LAP	SECTOR 1	SECTOR 2	LAP TIME	MPH	DIFF	TIME OF DAY
1 -		31.079	2:01.123	58.82	35.028	16:45:23.496
2 -	56.526	30.112	1:26.638	82.23	0.543	16:46:50.134
3 -	56.158	30.958	1:27.116	81.78	1.021	16:48:17.250
4 -	56.824	30.954	1:27.778	81.16	1.683	16:49:45.028
5 -	56.142	30.323	1:26.465 (2)	82.39	0.370	16:51:11.493
6 -	55.959	30.136	1:26.095 (1)	82.75		16:52:37.588
7 -	56.390	30.213	1:26.603 (3)	82.26	0.508	16:54:04.191

BMCRC - MRO Championships 2023 - Rnd 4 @ Donington Park

Illuminate Design 250MZ & Blue Haze GPF 2-Stroke

RACE 17 - SECTOR ANALYSIS



SECTOR 1 = FL to I1, SECTOR 2 = I1 to FL, DIFF = Difference To Personal Best Lap, P = Crossed Finish Line in Pit Lane, D = Time Disallowed

P11 85 MZ Andrew WALES		MZ ETZ250 - Illuminated Design LTD				
IDEAL LAP TIME : 1:25.974		BEST LAP TIME : 1:26.206		DIFFERENCE : 0.232		
LAP	SECTOR 1	SECTOR 2	LAP TIME	MPH	DIFF	TIME OF DAY
1 -		30.886	2:01.114	58.82	34.908	16:45:23.487
2 -	56.816	30.325	1:27.141	81.75	0.935	16:46:50.628
3 -	55.649	31.010	1:26.659 (3)	82.21	0.453	16:48:17.287
4 -	56.752	31.073	1:27.825	81.12	1.619	16:49:45.112
5 -	56.214	30.409	1:26.623 (2)	82.24	0.417	16:51:11.735
6 -	55.839	30.367	1:26.206 (1)	82.64		16:52:37.941
7 -	55.954	30.718	1:26.672	82.20	0.466	16:54:04.613

P12 565 MZ Louis KERSHAW		MZ ETZ250 - Team Lucky Streetsy/Walkers Campers				
IDEAL LAP TIME : 1:26.718		BEST LAP TIME : 1:26.837		DIFFERENCE : 0.119		
LAP	SECTOR 1	SECTOR 2	LAP TIME	MPH	DIFF	TIME OF DAY
1 -		31.152	2:02.221	58.29	35.384	16:45:24.594
2 -	57.095	30.193	1:27.288	81.62	0.451	16:46:51.882
3 -	56.895	30.788	1:27.683	81.25	0.846	16:48:19.565
4 -	56.961	30.743	1:27.704	81.23	0.867	16:49:47.269
5 -	56.838	30.307	1:27.145 (3)	81.75	0.308	16:51:14.414
6 -	56.689	30.300	1:26.989 (2)	81.90	0.152	16:52:41.403
7 -	56.525	30.312	1:26.837 (1)	82.04		16:54:08.240

P13 96 MZ Chris KENT		MZ ETZ250 -				
IDEAL LAP TIME : 1:27.446		BEST LAP TIME : 1:27.446		DIFFERENCE : 0.000		
LAP	SECTOR 1	SECTOR 2	LAP TIME	MPH	DIFF	TIME OF DAY
1 -		30.706	2:01.109	58.82	33.663	16:45:23.482
2 -	57.732	30.807	1:28.539 (2)	80.46	1.093	16:46:52.021
3 -	56.935	30.511	1:27.446 (1)	81.47		16:48:19.467
4 -	57.894	31.371	1:29.265	79.81	1.819	16:49:48.732
5 -	58.296	31.117	1:29.413	79.68	1.967	16:51:18.145
6 -	57.669	31.032	1:28.701 (3)	80.32	1.255	16:52:46.846
7 -	58.624	31.184	1:29.808	79.33	2.362	16:54:16.654

P14 75 MZ Pete WOODALL		MZ ETZ250 - Online Lubricants				
IDEAL LAP TIME : 1:28.658		BEST LAP TIME : 1:29.151		DIFFERENCE : 0.493		
LAP	SECTOR 1	SECTOR 2	LAP TIME	MPH	DIFF	TIME OF DAY
1 -		30.971	2:02.694	58.06	33.543	16:45:25.067
2 -	57.687	31.464	1:29.151 (1)	79.91		16:46:54.218
3 -	58.924	31.257	1:30.181 (2)	79.00	1.030	16:48:24.399
4 -	59.350	31.623	1:30.973	78.31	1.822	16:49:55.372
5 -	59.474	31.364	1:30.838	78.43	1.687	16:51:26.210
6 -	59.023	31.730	1:30.753 (3)	78.50	1.602	16:52:56.963

P15 13 MZ Gordon RYAN		MZ ETZ250 - Prism Work Psychology				
IDEAL LAP TIME : 1:31.284		BEST LAP TIME : 1:31.284		DIFFERENCE : 0.000		
LAP	SECTOR 1	SECTOR 2	LAP TIME	MPH	DIFF	TIME OF DAY
1 -		32.035	2:04.477	57.23	33.193	16:45:26.850
2 -	59.893	32.081	1:31.974 (3)	77.46	0.690	16:46:58.824
3 -	1:00.620	32.191	1:32.811	76.76	1.527	16:48:31.635
4 -	1:00.599	32.188	1:32.787	76.78	1.503	16:50:04.422
5 -	59.678	31.916	1:31.594 (2)	77.78	0.310	16:51:36.016
6 -	59.444	31.840	1:31.284 (1)	78.04		16:53:07.300

BMCRRC - MRO Championships 2023 - Rnd 4 @ Donington Park

Illuminate Design 250MZ & Blue Haze GPF 2-Stroke

RACE 17 - SECTOR ANALYSIS



SECTOR 1 = FL to I1, SECTOR 2 = I1 to FL, DIFF = Difference To Personal Best Lap, P = Crossed Finish Line in Pit Lane, D = Time Disallowed

P16		7 MZ		John ASHMEAD		MZ ETZ250 -	
IDEAL LAP TIME : 1:31.880		BEST LAP TIME : 1:32.337		DIFFERENCE : 0.457			
LAP	SECTOR 1	SECTOR 2	LAP TIME	MPH	DIFF	TIME OF DAY	
1 -		31.737	2:06.060	56.51	33.723	16:45:28.433	
2 -	1:00.596	31.809	1:32.405 (2)	77.10	0.068	16:47:00.838	
3 -	1:01.503	32.500	1:34.003	75.79	1.666	16:48:34.841	
4 -	1:00.968	32.103	1:33.071 (3)	76.55	0.734	16:50:07.912	
5 -	1:01.198	32.240	1:33.438	76.24	1.101	16:51:41.350	
6 -	1:00.143	32.194	1:32.337 (1)	77.15		16:53:13.687	

P17		25 GPF		Stephen WIMBLE		Yamah TZR 250 - S.B.W Contractor	
IDEAL LAP TIME : 1:36.339		BEST LAP TIME : 1:36.527		DIFFERENCE : 0.188			
LAP	SECTOR 1	SECTOR 2	LAP TIME	MPH	DIFF	TIME OF DAY	
1 -		33.122	1:41.531	70.17	5.004	16:45:03.904	
2 -	1:03.217	33.310	1:36.527 (1)	73.80		16:46:40.431	
3 -	1:04.072	34.513	1:38.585	72.26	2.058	16:48:19.016	
4 -	1:03.719	34.860	1:38.579 (3)	72.27	2.052	16:49:57.595	
5 -	1:03.460	33.633	1:37.093 (2)	73.37	0.566	16:51:34.688	
6 -	1:05.041	35.183	1:40.224	71.08	3.697	16:53:14.912	

P18		66 MZ		Graeme LEWIS		MZ ETZ250 - Morris Racing Lubricants #MRL & DRD Machining	
IDEAL LAP TIME : 1:32.614		BEST LAP TIME : 1:32.853		DIFFERENCE : 0.239			
LAP	SECTOR 1	SECTOR 2	LAP TIME	MPH	DIFF	TIME OF DAY	
1 -		32.395	2:08.959	55.24	36.106	16:45:31.332	
2 -	1:00.911	32.230	1:33.141 (2)	76.49	0.288	16:47:04.473	
3 -	1:01.631	32.697	1:34.328	75.53	1.475	16:48:38.801	
4 -	1:02.465	32.711	1:35.176	74.85	2.323	16:50:13.977	
5 -	1:01.468	32.385	1:33.853 (3)	75.91	1.000	16:51:47.830	
6 -	1:00.384	32.469	1:32.853 (1)	76.73		16:53:20.683	

P19		8 MZ		Rich ASKEW		MZ ETZ250 - L + R Construction	
IDEAL LAP TIME : 1:32.707		BEST LAP TIME : 1:32.707		DIFFERENCE : 0.000			
LAP	SECTOR 1	SECTOR 2	LAP TIME	MPH	DIFF	TIME OF DAY	
1 -		32.756	2:08.541	55.42	35.834	16:45:30.914	
2 -	1:01.102	32.987	1:34.089 (3)	75.72	1.382	16:47:05.003	
3 -	1:01.297	33.022	1:34.319	75.53	1.612	16:48:39.322	
4 -	1:02.554	33.076	1:35.630	74.50	2.923	16:50:14.952	
5 -	1:00.603	32.739	1:33.342 (2)	76.32	0.635	16:51:48.294	
6 -	1:00.117	32.590	1:32.707 (1)	76.85		16:53:21.001	

P20		14 MZ		Andy MARKS		MZ ETZ250 - Kingpin Components	
IDEAL LAP TIME : 1:32.858		BEST LAP TIME : 1:32.955		DIFFERENCE : 0.097			
LAP	SECTOR 1	SECTOR 2	LAP TIME	MPH	DIFF	TIME OF DAY	
1 -		33.334	2:09.377	55.06	36.422	16:45:31.750	
2 -	1:00.628	33.100	1:33.728 (3)	76.01	0.773	16:47:05.478	
3 -	1:01.107	34.026	1:35.133	74.89	2.178	16:48:40.611	
4 -	1:01.250	33.295	1:34.545	75.35	1.590	16:50:15.156	
5 -	1:00.521	32.909	1:33.430 (2)	76.25	0.475	16:51:48.586	
6 -	1:00.618	32.337	1:32.955 (1)	76.64		16:53:21.541	

P21		24 MZ		Tony PARKER		MZ ETZ250 - Cancer Research UK	
IDEAL LAP TIME : 1:35.868		BEST LAP TIME : 1:35.935		DIFFERENCE : 0.067			
LAP	SECTOR 1	SECTOR 2	LAP TIME	MPH	DIFF	TIME OF DAY	
1 -		33.713	2:14.156	53.10	38.221	16:45:36.529	
2 -	1:04.677	34.824	1:39.501	71.60	3.566	16:47:16.030	
3 -	1:05.405	33.463	1:38.868	72.06	2.933	16:48:54.898	
4 -	1:04.690	33.361	1:38.051 (3)	72.66	2.116	16:50:32.949	
5 -	1:02.507	33.561	1:36.068 (2)	74.16	0.133	16:52:09.017	
6 -	1:02.518	33.417	1:35.935 (1)	74.26		16:53:44.952	

BMCR - MRO Championships 2023 - Rnd 4 @ Donington Park

Illuminate Design 250MZ & Blue Haze GPF 2-Stroke

RACE 17 - SECTOR ANALYSIS



SECTOR 1 = FL to I1, SECTOR 2 = I1 to FL, DIFF = Difference To Personal Best Lap, P = Crossed Finish Line in Pit Lane, D = Time Disallowed

LAP	SECTOR 1	SECTOR 2	LAP TIME	MPH	DIFF	TIME OF DAY
P22 566 MZ Michael WILBY MZ ETZ250 - Sziler UK						
IDEAL LAP TIME : 1:36.670		BEST LAP TIME : 1:36.978		DIFFERENCE : 0.308		
1 -		33.597	2:12.550	53.75	35.572	16:45:34.923
2 -	1:03.292	34.767	1:38.059 (3)	72.65	1.081	16:47:12.982
3 -	1:03.073	33.905	1:36.978 (1)	73.46		16:48:49.960
4 -	1:03.385	34.095	1:37.480 (2)	73.08	0.502	16:50:27.440
5 -	1:03.631	35.174	1:38.805	72.10	1.827	16:52:06.245
6 -	1:04.265	34.548	1:38.813	72.10	1.835	16:53:45.058
P23 94 MZ Leila WILLIAMS MZ ETZ250 - Illuminated Design LTD						
IDEAL LAP TIME : 1:39.094		BEST LAP TIME : 1:39.952		DIFFERENCE : 0.858		
1 -		34.079	2:13.616	53.32	33.664	16:45:35.989
2 -	1:05.015	34.937	1:39.952 (1)	71.28		16:47:15.941
3 -	1:05.708	35.377	1:41.085 (2)	70.48	1.133	16:48:57.026
4 -	1:07.458	35.082	1:42.540	69.48	2.588	16:50:39.566
5 -	1:06.792	35.987	1:42.779	69.32	2.827	16:52:22.345
6 -	1:06.919	34.809	1:41.728 (3)	70.03	1.776	16:54:04.073
P24 102 MZ Caleb WRIGHT MZ ETZ250 - Clover Investments						
IDEAL LAP TIME : 1:40.855		BEST LAP TIME : 1:40.855		DIFFERENCE : 0.000		
1 -		36.901	2:20.566	50.68	39.711	16:45:42.939
2 -	1:06.471	36.192	1:42.663	69.39	1.808	16:47:25.602
3 -	1:05.477	35.378	1:40.855 (1)	70.64		16:49:06.457
4 -	1:05.779	35.696	1:41.475 (3)	70.21	0.620	16:50:47.932
5 -	1:05.523	35.615	1:41.138 (2)	70.44	0.283	16:52:29.070
6 -	1:06.194	35.509	1:41.703	70.05	0.848	16:54:10.773
P25 56 MZ Russell TURNER MZ ETZ250 - TT Racing						
IDEAL LAP TIME : 1:36.648		BEST LAP TIME : 1:38.843		DIFFERENCE : 2.195		
1 -		33.592	2:12.335	53.83	33.492	16:45:34.708
2 -	1:03.056	35.787	1:38.843 (1)	72.08		16:47:13.551
3 -	1:04.141	36.263	1:40.404 (2)	70.95	1.561	16:48:53.955
4 -	1:06.641	35.234	1:41.875 (3)	69.93	3.032	16:50:35.830
5 -	1:10.035	37.745	1:47.780	66.10	8.937	16:52:23.610
6 -	1:11.157	42.789	1:53.946	62.52	15.103	16:54:17.556
P26 11 MZ Carl CRIPPS MZ ETZ250 - MIS UK LTD						
IDEAL LAP TIME : 1:32.866		BEST LAP TIME : 1:32.866		DIFFERENCE : 0.000		
1 -		32.574	2:06.925	56.13	34.059	16:45:29.298
2 -	1:00.895	31.971	1:32.866 (1)	76.71		16:47:02.164
3 -	1:04.904	32.884	1:37.788 (3)	72.85	4.922	16:48:39.952
4 -	1:02.499	33.057	1:35.556 (2)	74.55	2.690	16:50:15.508
5 -	1:01.823	IN PIT	1:40.099 P	71.17	7.233	16:51:55.607

BMCRC - MRO Championships 2023 - Rnd 4 @ Donington Park

Illuminate Design 250MZ & Blue Haze GPF 2-Strokes

RACE 17 - BEST SECTORS

SECTOR 1				SECTOR 2				IDEAL / BEST COMPARISON				
POS	NO	NAME	TIME	NO	NAME	TIME	POS	NO	NAME	IDEAL	BEST	DIFF
									PERFECT LAP	1:20.099		
1	571	MORETON	52.350	571	MORETON	27.749	1	571	MORETON	1:20.099	1:20.353	0.254
2	18	BALL	52.649	28	McCARTER	27.999	2	28	McCARTER	1:21.075	1:21.423	0.348
3	27	HAYWARD	52.930	247	HEALEY	28.198	3	18	BALL	1:21.084	1:21.110	0.026
4	28	McCARTER	53.076	27	HAYWARD	28.332	4	27	HAYWARD	1:21.262	1:21.447	0.185
5	247	HEALEY	53.203	18	BALL	28.435	5	247	HEALEY	1:21.401	1:21.812	0.411
6	17	FISHWICK	53.760	110	HAIGH	28.733	6	110	HAIGH	1:22.821	1:23.051	0.230
7	110	HAIGH	54.088	17	FISHWICK	29.098	7	17	FISHWICK	1:22.858	1:23.106	0.248
8	162	COOPER	54.762	162	COOPER	29.136	8	162	COOPER	1:23.898	1:24.680	0.782
9	85	WALES	55.649	73	TURNER	29.375	9	73	TURNER	1:25.195	1:25.856	0.661
10	73	TURNER	55.820	69	MANN	30.112	10	85	WALES	1:25.974	1:26.206	0.232
11	69	MANN	55.959	565	KERSHAW	30.193	11	69	MANN	1:26.071	1:26.095	0.024
12	565	KERSHAW	56.525	85	WALES	30.325	12	565	KERSHAW	1:26.718	1:26.837	0.119
13	96	KENT	56.935	96	KENT	30.511	13	96	KENT	1:27.446	1:27.446	0.000
14	75	WOODALL	57.687	75	WOODALL	30.971	14	75	WOODALL	1:28.658	1:29.151	0.493
15	13	RYAN	59.444	7	ASHMEAD	31.737	15	13	RYAN	1:31.284	1:31.284	0.000
16	8	ASKEW	1:00.117	13	RYAN	31.840	16	7	ASHMEAD	1:31.880	1:32.337	0.457
17	7	ASHMEAD	1:00.143	11	CRIPPS	31.971	17	66	LEWIS	1:32.614	1:32.853	0.239
18	66	LEWIS	1:00.384	66	LEWIS	32.230	18	8	ASKEW	1:32.707	1:32.707	0.000
19	14	MARKS	1:00.521	14	MARKS	32.337	19	14	MARKS	1:32.858	1:32.955	0.097
20	11	CRIPPS	1:00.895	8	ASKEW	32.590	20	11	CRIPPS	1:32.866	1:32.866	0.000
21	24	PARKER	1:02.507	25	WIMBLE	33.122	21	24	PARKER	1:35.868	1:35.935	0.067
22	56	TURNER	1:03.056	24	PARKER	33.361	22	25	WIMBLE	1:36.339	1:36.527	0.188
23	566	WILBY	1:03.073	56	TURNER	33.592	23	56	TURNER	1:36.648	1:38.843	2.195
24	25	WIMBLE	1:03.217	566	WILBY	33.597	24	566	WILBY	1:36.670	1:36.978	0.308
25	94	WILLIAMS	1:05.015	94	WILLIAMS	34.079	25	94	WILLIAMS	1:39.094	1:39.952	0.858
26	102	WRIGHT	1:05.477	102	WRIGHT	35.378	26	102	WRIGHT	1:40.855	1:40.855	0.000

BMCRC - MRO Championships 2023 - Rnd 4 @ Donington Park

Illuminate Design 250MZ & Blue Haze GPF 2-Stroke

RACE 17 - STATISTICS

Competitors Started	26
Planned Start	2023-06-03 @ 16:15:00.000
Actual Start	2023-06-03 @ 16:43:22.372
Finish Time	2023-06-03 @ 16:52:54.328
Track Length	1.9790mi.
Total Laps	168
Total Distance Covered	332.4832mi.

Session Fastest Lap History

NO	CL	NAME	LAP TIME	TIME OF DAY	LAP	VEHICLE
571	GPF	Alan MORETON	1:20.388	16:46:09.153	2	Suzuki RG500
571	GPF	Alan MORETON	1:20.353	16:47:29.506	3	Suzuki RG500

Session Leader History

NO	CL	NAME	FROM LAP	LAPS LED	DISTANCE	VEHICLE
27	GPF	Richard HAYWARD	1	1	1.94 miles	Yamaha TZR250
571	GPF	Alan MORETON	2	6	11.87 miles	Suzuki RG500

Flag History

TYPE	TIME OF DAY
GREEN	16:43:22.372
FINISH	16:52:54.328

Flag Statistics

TYPE	COUNT	TOTAL LAPS	TOTAL TIME
Green	1	7	11:15.355
Red	0	0	0.000
Safety Car	0	0	0.000
FCY	0	0	0.000

BMCRC - MRO Championships 2023 - Rnd 4 @ Donington Park

Illuminate Design 250MZ & Blue Haze GPF 2-Stroke

RACE 17 - STATISTICS

CLASS : GPF

10 Starters

Fastest Lap History

NO	NAME	LAP TIME	TIME OF DAY	LAP	VEHICLE
571	Alan MORETON	1:20.388	16:46:09.153	2	Suzuki RG500
571	Alan MORETON	1:20.353	16:47:29.506	3	Suzuki RG500

Leader History

NO	NAME	FROM LAP	LAPS LED	DISTANCE	VEHICLE
27	Richard HAYWARD	1	1	1.94 miles	Yamaha TZR250
571	Alan MORETON	2	6	11.87 miles	Suzuki RG500

BMCRC - MRO Championships 2023 - Rnd 4 @ Donington Park

Illuminate Design 250MZ & Blue Haze GPF 2-Stroke

RACE 17 - STATISTICS

CLASS : MZ

16 Starters

Fastest Lap History

NO	NAME	LAP TIME	TIME OF DAY	LAP	VEHICLE
69	Alexander MANN	1:26.638	16:46:50.164	2	MZ TS 250
69	Alexander MANN	1:26.465	16:51:11.524	5	MZ TS 250
69	Alexander MANN	1:26.095	16:52:37.618	6	MZ TS 250

Leader History

NO	NAME	FROM LAP	LAPS LED	DISTANCE	VEHICLE
96	Chris KENT	1	1	1.94 miles	MZ ETZ250
69	Alexander MANN	2	6	11.87 miles	MZ TS 250

BMCRC - MRO Championships 2023 - Rnd 4 @ Donington Park

Illuminate Design 250MZ & Blue Haze GPF 2-Strokes

RACE 7 - GRID (10 Laps)

ROW 14				40	102	Caleb WRIGHT	1:40.855							
ROW 13		39	94	Leila WILLIAMS	1:39.952	38	56	Russell TURNER	1:38.843	37	566	Michael WILBY	1:36.978	
ROW 12	36	24	Tony PARKER	1:35.935	35	14	Andy MARKS	1:32.955	34	11	Carl CRIPPS	1:32.866		
ROW 11		33	66	Graeme LEWIS	1:32.853	32	8	Rich ASKEW	1:32.707	31	7	John ASHMEAD	1:32.337	
ROW 10	30	13	Gordon RYAN	1:31.284	29	75	Pete WOODALL	1:29.151	28	96	Chris KENT	1:27.446		
ROW 9		27	565	Louis KERSHAW	1:26.837	26	85	Andrew WALES	1:26.206	25	69	Alexander MANN	1:26.095	
ROW 8														
ROW 7														
ROW 6									16	26	Damian LEE			
ROW 5				15	169	Mark ELLERAY		14	113	Doug EDMONDSON		13	47	Roy ALDERSLADE
ROW 4	12	142	Martin PEARSON		11	42	Alan WOOD		10	25	Stephen WIMBLE	1:36.527		
ROW 3		9	73	Colvin TURNER	1:25.856	8	162	Darren COOPER	1:24.680	7	17	Peter FISHWICK	1:23.106	
ROW 2	6	110	Mark HAIGH	1:23.051	5	247	Lee HEALEY	1:21.812	4	27	Richard HAYWARD	1:21.447		
ROW 1		3	28	Liam McCARTER	1:21.423	2	18	David BALL	1:21.110	1	571	Alan MORETON	1:20.353	
												Pole		

Donington Park National: 1.9790 miles

These results are provisional until the conclusion of any judicial and technical matters.

Clerk Of Course :	Stewards :	Timekeeper : Richard Evans
-------------------	------------	----------------------------

Results can be found at www.tsl-timing.com

Printed - 16:58 Saturday, 03 June 2023



BMCRC - MRO Championships 2023 - Rnd 4 @ Donington Park

Illuminate Design 250MZ & Blue Haze GPF 2-Stroke

RACE 7 - CLASSIFICATION

POS	NO	CL	PIC NAME	ENTRY	LAPS	TIME	GAP	DIFF	MPH	BEST	ON
1	571	GPF	1 Alan MORETON	Suzuki RG500 - Spraytech At Brooklyn Garage	10	13:33.446			87.41	1:20.400	4
2	28	GPF	2 Liam McCARTER	Yamaha TZR - Katie McCarter	10	13:42.296	8.850	8.850	86.47	1:21.237	3
3	247	GPF	3 Lee HEALEY	Suzuki VJ22 - Specialised welding and fabrications	10	13:42.589	9.143	0.293	86.44	1:20.821	6
4	18	GPF	4 David BALL	Yamaha TZR250F3 - Gardiner Page and Roe pensic	10	13:43.401	9.955	0.812	86.36	1:21.217	10
5	162	GPF	5 Darren COOPER	Yamaha TZR250 - Twistgrip Motorcycles	10	14:11.398	37.952	27.997	83.52	1:24.097	8
6	73	GPF	6 Colvin TURNER	Yamaha TZR250 -	10	14:48.810	1:15.364	37.412	80.00	1:26.534	2
7	85	MZ	1 Andrew WALES	MZ ETZ250 - Illuminated Design LTD	10	14:51.553	1:18.107	2.743	79.75	1:26.210	6
8	69	MZ	2 Alexander MANN	MZ TS 250 - HS RACING	10	14:51.598	1:18.152	0.045	79.75	1:26.511	8
9	565	MZ	3 Louis KERSHAW	MZ ETZ250 - Team Lucky Streetsy/Walkers Camper	10	14:53.134	1:19.688	1.536	79.61	1:26.641	7
10	96	MZ	4 Chris KENT	MZ ETZ250 -	9	13:44.981	1 Lap	1 Lap	77.55	1:27.302	3
11	13	MZ	5 Gordon RYAN	MZ ETZ250 - Prism Work Psychology	9	13:58.146	1 Lap	13.165	76.34	1:30.579	9
12	75	MZ	6 Pete WOODALL	MZ ETZ250 - Online Lubricants	9	14:13.700	1 Lap	15.554	74.95	1:31.279	3
13	7	MZ	7 John ASHMEAD	MZ ETZ250 -	9	14:17.512	1 Lap	3.812	74.61	1:30.622	2
14	66	MZ	8 Graeme LEWIS	MZ ETZ250 - Morris Racing Lubricants #MRL & DRC	9	14:18.814	1 Lap	1.302	74.50	1:31.856	3
15	8	MZ	9 Rich ASKEW	MZ ETZ250 - L + R Construction	9	14:24.641	1 Lap	5.827	74.00	1:32.416	6
16	14	MZ	10 Andy MARKS	MZ ETZ250 - Kingpin Components	9	14:24.771	1 Lap	0.130	73.99	1:31.677	5
17	566	MZ	11 Michael WILBY	MZ ETZ250 - Sziler UK	9	14:31.561	1 Lap	6.790	73.41	1:32.814	5
18	24	MZ	12 Tony PARKER	MZ ETZ250 - Cancer Research UK	9	14:43.046	1 Lap	11.485	72.45	1:34.936	5
19	56	MZ	13 Russell TURNER	MZ ETZ250 - TT Racing	9	15:04.331	1 Lap	21.285	70.75	1:36.334	8
20	94	MZ	14 Leila WILLIAMS	MZ ETZ250 - Illuminated Design LTD	9	15:06.628	1 Lap	2.297	70.57	1:36.613	8
21	102	MZ	15 Caleb WRIGHT	MZ ETZ250 - Clover Investments	8	13:30.960	2 Laps	1 Lap	70.11	1:37.061	7

NOT CLASSIFIED

DNF	110	GPF	Mark HAIGH	Aprilia RS250 - Chesterfield CarClinic/The Tuning W	9	12:21.839	1 Lap	0.000	86.25	1:21.489	6
DNF	11	MZ	Carl CRIPPS	MZ ETZ250 - MIS UK LTD	0						

FASTEST LAP

571	GPF	Alan MORETON	Suzuki RG500 - Spraytech At Brooklyn Garage	4	1:20.400	88.61 mph	142.61 kph
85	MZ	Andrew WALES	MZ ETZ250 - Illuminated Design LTD	6	1:26.210	82.64 mph	133.00 kph

Class GPF - 92.5% of Race Speed = 80.85 mph

Class MZ - 92.5% of Race Speed = 73.76 mph

Weather / Track : Bright / Dry

These results are provisional until the conclusion of any judicial and technical matters.

Race Distance: 10 Laps / 19.79 miles

Donington Park National: 1.9790 miles

Date: 04/06/2023 Start: 11:23 Finish: 11:36

Clerk Of Course :	Stewards :	Timekeeper : Richard Evans
-------------------	------------	----------------------------

Results can be found at www.tsl-timing.com

Printed - 11:40 Sunday, 04 June 2023



BMCRC - MRO Championships 2023 - Rnd 4 @ Donington Park

Illuminate Design 250MZ & Blue Haze GPF 2-Stroke

RACE 7 - LAP CHART

LAP 1 @ 11:24:46.281

NO	BEHIND	LAP TIME
571		1:24.604
28	0.548	1:25.152
110	1.873	1:26.477
18	1.959	1:26.563
247	3.554	1:28.158
162	4.035	1:28.639
73	5.149	1:29.753
85	23.955	1:48.559
69	24.070	1:48.674
565	24.625	1:49.229
96	24.954	1:49.558
13	26.578	1:51.182
7	26.897	1:51.501
75	29.782	1:54.386
8	30.191	1:54.795
66	30.301	1:54.905
566	33.134	1:57.738
56	33.936	1:58.540
14	34.486	1:59.090
24	34.647	1:59.251
94	35.589	2:00.193
102	37.906	2:02.510

LAP 2 @ 11:26:07.640

NO	BEHIND	LAP TIME
571		1:21.359
28	0.680	1:21.491
110	2.749	1:22.235
18	3.424	1:22.824
247	4.658	1:22.463
162	7.249	1:24.573
73	10.324	1:26.534
565	30.286	1:27.020
85	30.460	1:27.864
69	30.715	1:28.004
96	31.496	1:27.901
13	35.834	1:30.615
7	36.160	1:30.622
75	40.552	1:32.129
66	41.439	1:32.497
8	41.883	1:33.051
566	46.581	1:34.806
14	47.025	1:33.898
24	48.540	1:35.252
94	51.739	1:37.509
56	52.076	1:39.499
102	54.833	1:38.286

LAP 3 @ 11:27:28.056

NO	BEHIND	LAP TIME
571		1:20.416
28	1.501	1:21.237
110	4.187	1:21.854
18	4.340	1:21.332
247	5.799	1:21.557
162	11.752	1:24.919
73	18.220	1:28.312
85	37.303	1:27.259
69	37.492	1:27.193
565	37.852	1:27.982
96	38.382	1:27.302
13	46.540	1:31.122

7	47.140	1:31.396
75	51.415	1:31.279
66	52.879	1:31.856
8	54.750	1:33.283
14	1:00.384	1:33.775
566	1:00.851	1:34.686
24	1:03.879	1:35.755
56	1:09.059	1:37.399
94	1:11.745	1:40.422
102	1:12.306	1:37.889

LAP 4 @ 11:28:48.456

NO	BEHIND	LAP TIME
571		1:20.400
28	2.563	1:21.462
110	5.634	1:21.847
18	6.109	1:22.169
247	7.518	1:22.119
162	15.835	1:24.483
73	26.204	1:28.384
85	43.958	1:27.055
69	44.047	1:26.955
565	44.322	1:26.870
96	46.390	1:28.408
13	57.317	1:31.177
7	58.931	1:32.191
75	1:03.550	1:32.535
66	1:04.799	1:32.320
8	1:10.178	1:35.828
14	1:12.862	1:32.878
566	1:13.636	1:33.185
24	1:18.954	1:35.475

LAP 5 @ 11:30:10.260

NO	BEHIND	LAP TIME
571		1:21.804
28	3.491	1:22.732
110	5.563	1:21.733
18	6.034	1:21.729
247	6.811	1:21.097
56	1 Lap	1:40.064
94	1 Lap	1:39.351
102	1 Lap	1:39.435
162	18.647	1:24.616
73	35.787	1:31.387
69	49.235	1:26.992
85	49.357	1:27.203
565	49.520	1:27.002
96	54.663	1:30.077
13	1:06.984	1:31.471
7	1:10.007	1:32.880
75	1:13.836	1:32.090
66	1:15.623	1:32.628

LAP 6 @ 11:31:30.876

NO	BEHIND	LAP TIME
571		1:20.616
14	1 Lap	1:31.677
8	1 Lap	1:34.483
566	1 Lap	1:32.814
28	4.462	1:21.587
110	6.436	1:21.489
247	7.016	1:20.821
18	7.115	1:21.697

24	1 Lap	1:34.936
162	22.964	1:24.933
56	1 Lap	1:39.848
94	1 Lap	1:38.612
102	1 Lap	1:39.236
73	44.279	1:29.108
85	54.951	1:26.210
69	55.456	1:26.837
565	55.621	1:26.717
96	1:04.599	1:30.552
13	1:17.123	1:30.755

LAP 7 @ 11:32:51.718

NO	BEHIND	LAP TIME
571		1:20.842
7	1 Lap	1:33.685
75	1 Lap	1:32.042
28	5.098	1:21.478
66	1 Lap	1:33.197
110	7.566	1:21.972
247	7.800	1:21.626
18	8.160	1:21.887
8	1 Lap	1:32.416
14	1 Lap	1:32.716
566	1 Lap	1:32.872
24	1 Lap	1:35.204
162	26.622	1:24.500
56	1 Lap	1:38.444
102	1 Lap	1:37.089
94	1 Lap	1:38.976
73	52.882	1:29.445
85	1:00.737	1:26.628
69	1:01.162	1:26.548
565	1:01.420	1:26.641
96	1:14.150	1:30.393

LAP 8 @ 11:34:12.629

NO	BEHIND	LAP TIME
571		1:20.911
13	1 Lap	1:30.601
28	6.694	1:22.507
247	8.537	1:21.648
110	9.051	1:22.396
18	9.531	1:22.282
7	1 Lap	1:33.982
75	1 Lap	1:32.233
66	1 Lap	1:33.299
8	1 Lap	1:33.815
14	1 Lap	1:33.810
566	1 Lap	1:34.227
162	29.808	1:24.097
24	1 Lap	1:35.426
56	1 Lap	1:37.130
102	1 Lap	1:37.061
73	1:01.017	1:29.046
94	1 Lap	1:37.125
85	1:06.434	1:26.608
69	1:06.762	1:26.511
565	1:07.589	1:27.080

LAP 9 @ 11:35:33.148

NO	BEHIND	LAP TIME
571		1:20.519
96	1 Lap	1:30.283

28	8.718	1:22.543
247	9.402	1:21.384
110	10.368	1:21.836
18	10.713	1:21.701
13	1 Lap	1:30.644
7	1 Lap	1:32.705
75	1 Lap	1:32.997
66	1 Lap	1:33.992
162	33.586	1:24.297
14	1 Lap	1:33.070
8	1 Lap	1:33.472
566	1 Lap	1:34.910
24	1 Lap	1:36.228
73	1:09.327	1:28.829
85	1:13.141	1:27.226
69	1:13.463	1:27.220
565	1:14.575	1:27.505
56	1 Lap	1:36.334
94	1 Lap	1:36.613
102	1 Lap	1:39.454

LAP 10 @ 11:36:55.123

NO	BEHIND	LAP TIME
571		1:21.975
28	8.850	1:22.107
247	9.143	1:21.716
18	9.955	1:21.217
96	1 Lap	1:30.507
13	1 Lap	1:30.579
162	37.952	1:26.341
75	1 Lap	1:34.009
7	1 Lap	1:38.550
66	1 Lap	1:34.120
8	1 Lap	1:33.498
14	1 Lap	1:33.857
566	1 Lap	1:36.323
24	1 Lap	1:35.519
73	1:15.364	1:28.012
85	1:18.107	1:26.941
69	1:18.152	1:26.664
565	1:19.688	1:27.088
56	1 Lap	1:37.073
94	1 Lap	1:37.827

BMCRC - MRO Championships 2023 - Rnd 4 @ Donington Park

Illuminate Design 250MZ & Blue Haze GPF 2-Strokes

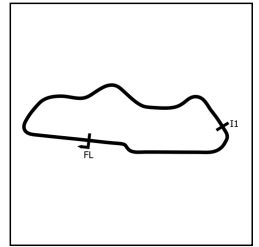
RACE 7 - POSITION CHART

No	Name	Lap												
		Pos	1	2	3	4	5	6	7	8	9	10		
571	MORETON	1	571	571	571	571	571	571	571	571	571	571	571	571
18	BALL	2	28	28	28	28	28	28	28	28	28	28	28	28
28	McCARTER	3	110	110	110	110	110	110	110	110	247	247	247	
247	HEALEY	4	18	18	18	18	18	247	247	110	110	18		
110	HAIGH	5	247	247	247	247	247	18	18	18	18	18	162	
162	COOPER	6	162	162	162	162	162	162	162	162	162	162	73	
73	TURNER	7	73	73	73	73	73	73	73	73	73	73	85	
69	MANN	8	85	565	85	85	69	85	85	85	85	85	69	
85	WALES	9	69	85	69	69	85	69	69	69	69	69	565	
565	KERSHAW	10	565	69	565	565	565	565	565	565	565	565	565	
96	KENT	11	96	96	96	96	96	96	96	96	96	96	96	
75	WOODALL	12	13	13	13	13	13	13	13	13	13	13	13	
13	RYAN	13	7	7	7	7	7	7	7	7	7	7	75	
7	ASHMEAD	14	75	75	75	75	75	75	75	75	75	75	7	
8	ASKEW	15	8	66	66	66	66	66	66	66	66	66	66	
66	LEWIS	16	66	8	8	8	14	8	8	14	8			
11	CRIPPS	17	566	566	14	14	8	14	14	8	14			
14	MARKS	18	56	14	566	566	566	566	566	566	566	566	566	
24	PARKER	19	14	24	24	24	24	24	24	24	24	24	24	
566	WILBY	20	24	94	56	56	56	56	56	56	56	56	56	
56	TURNER	21	94	56	94	94	94	102	102	94	94			
94	WILLIAMS	22	102	102	102	102	102	94	94	102				
102	WRIGHT	23												

BMCRC - MRO Championships 2023 - Rnd 4 @ Donington Park

Illuminate Design 250MZ & Blue Haze GPF 2-Stroke

RACE 7 - SECTOR ANALYSIS



SECTOR 1 = FL to I1, SECTOR 2 = I1 to FL, DIFF = Difference To Personal Best Lap, P = Crossed Finish Line in Pit Lane, D = Time Disallowed

P1 571 GPF Alan MORETON		Suzuki RG500 - Spraytech At Brooklyn Garage				
IDEAL LAP TIME : 1:20.186		BEST LAP TIME : 1:20.400		DIFFERENCE : 0.214		
LAP	SECTOR 1	SECTOR 2	LAP TIME	MPH	DIFF	TIME OF DAY
1 -		28.237	1:24.604	84.21	4.204	11:24:46.281
2 -	52.894	28.465	1:21.359	87.57	0.959	11:26:07.640
3 -	52.493	27.923	1:20.416 (2)	88.59	0.016	11:27:28.056
4 -	52.279	28.121	1:20.400 (1)	88.61		11:28:48.456
5 -	53.686	28.118	1:21.804	87.09	1.404	11:30:10.260
6 -	52.673	27.943	1:20.616	88.37	0.216	11:31:30.876
7 -	52.841	28.001	1:20.842	88.13	0.442	11:32:51.718
8 -	52.564	28.347	1:20.911	88.05	0.511	11:34:12.629
9 -	52.263	28.256	1:20.519 (3)	88.48	0.119	11:35:33.148
10 -	52.506	29.469	1:21.975	86.91	1.575	11:36:55.123

P2 28 GPF Liam McCARTER		Yamaha TZR - Katie McCarter				
IDEAL LAP TIME : 1:20.862		BEST LAP TIME : 1:21.237		DIFFERENCE : 0.375		
LAP	SECTOR 1	SECTOR 2	LAP TIME	MPH	DIFF	TIME OF DAY
1 -		28.219	1:25.152	83.66	3.915	11:24:46.829
2 -	52.682	28.809	1:21.491	87.42	0.254	11:26:08.320
3 -	53.057	28.180	1:21.237 (1)	87.70		11:27:29.557
4 -	52.960	28.502	1:21.462 (2)	87.45	0.225	11:28:51.019
5 -	53.351	29.381	1:22.732	86.11	1.495	11:30:13.751
6 -	53.128	28.459	1:21.587	87.32	0.350	11:31:35.338
7 -	52.969	28.509	1:21.478 (3)	87.44	0.241	11:32:56.816
8 -	53.840	28.667	1:22.507	86.35	1.270	11:34:19.323
9 -	53.938	28.605	1:22.543	86.31	1.306	11:35:41.866
10 -	53.397	28.710	1:22.107	86.77	0.870	11:37:03.973

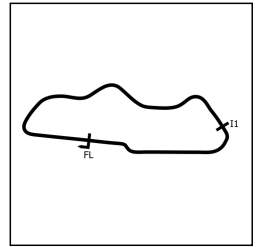
P3 247 GPF Lee HEALEY		Suzuki VJ22 - Specialised welding and fabrications				
IDEAL LAP TIME : 1:20.700		BEST LAP TIME : 1:20.821		DIFFERENCE : 0.121		
LAP	SECTOR 1	SECTOR 2	LAP TIME	MPH	DIFF	TIME OF DAY
1 -		28.671	1:28.158	80.81	7.337	11:24:49.835
2 -	53.696	28.767	1:22.463	86.39	1.642	11:26:12.298
3 -	53.323	28.234	1:21.557	87.35	0.736	11:27:33.855
4 -	53.401	28.718	1:22.119	86.75	1.298	11:28:55.974
5 -	52.638	28.459	1:21.097 (2)	87.85	0.276	11:30:17.071
6 -	52.466	28.355	1:20.821 (1)	88.15		11:31:37.892
7 -	53.277	28.349	1:21.626	87.28	0.805	11:32:59.518
8 -	52.734	28.914	1:21.648	87.26	0.827	11:34:21.166
9 -	52.940	28.444	1:21.384 (3)	87.54	0.563	11:35:42.550
10 -	53.051	28.665	1:21.716	87.18	0.895	11:37:04.266

P4 18 GPF David BALL		Yamaha TZR250F3 - Gardiner Page and Roe pension consultan				
IDEAL LAP TIME : 1:20.489		BEST LAP TIME : 1:21.217		DIFFERENCE : 0.728		
LAP	SECTOR 1	SECTOR 2	LAP TIME	MPH	DIFF	TIME OF DAY
1 -		28.519	1:26.563	82.30	5.346	11:24:48.240
2 -	54.065	28.759	1:22.824	86.02	1.607	11:26:11.064
3 -	53.068	28.264	1:21.332 (2)	87.59	0.115	11:27:32.396
4 -	53.912	28.257	1:22.169	86.70	0.952	11:28:54.565
5 -	52.861	28.868	1:21.729	87.17	0.512	11:30:16.294
6 -	53.029	28.668	1:21.697 (3)	87.20	0.480	11:31:37.991
7 -	53.500	28.387	1:21.887	87.00	0.670	11:32:59.878
8 -	53.876	28.406	1:22.282	86.58	1.065	11:34:22.160
9 -	53.019	28.682	1:21.701	87.20	0.484	11:35:43.861
10 -	52.232	28.985	1:21.217 (1)	87.72		11:37:05.078

BMCRC - MRO Championships 2023 - Rnd 4 @ Donington Park

Illuminate Design 250MZ & Blue Haze GPF 2-Stroke

RACE 7 - SECTOR ANALYSIS



SECTOR 1 = FL to I1, SECTOR 2 = I1 to FL, DIFF = Difference To Personal Best Lap, P = Crossed Finish Line in Pit Lane, D = Time Disallowed

P5 162 GPF Darren COOPER		Yamaha TZR250 - Twistgrip Motorcycles				
IDEAL LAP TIME : 1:23.763		BEST LAP TIME : 1:24.097		DIFFERENCE : 0.334		
LAP	SECTOR 1	SECTOR 2	LAP TIME	MPH	DIFF	TIME OF DAY
1 -		29.348	1:28.639	80.37	4.542	11:24:50.316
2 -	55.306	29.267	1:24.573	84.24	0.476	11:26:14.889
3 -	55.190	29.729	1:24.919	83.89	0.822	11:27:39.808
4 -	54.807	29.676	1:24.483 (3)	84.33	0.386	11:29:04.291
5 -	55.052	29.564	1:24.616	84.19	0.519	11:30:28.907
6 -	55.030	29.903	1:24.933	83.88	0.836	11:31:53.840
7 -	54.669	29.831	1:24.500	84.31	0.403	11:33:18.340
8 -	54.650	29.447	1:24.097 (1)	84.71		11:34:42.437
9 -	55.087	29.210	1:24.297 (2)	84.51	0.200	11:36:06.734
10 -	54.553	31.788	1:26.341	82.51	2.244	11:37:33.075

P6 73 GPF Colvin TURNER		Yamaha TZR250 -				
IDEAL LAP TIME : 1:26.330		BEST LAP TIME : 1:26.534		DIFFERENCE : 0.204		
LAP	SECTOR 1	SECTOR 2	LAP TIME	MPH	DIFF	TIME OF DAY
1 -		30.663	1:29.753	79.38	3.219	11:24:51.430
2 -	56.166	30.368	1:26.534 (1)	82.33		11:26:17.964
3 -	57.245	31.067	1:28.312 (3)	80.67	1.778	11:27:46.276
4 -	57.331	31.053	1:28.384	80.61	1.850	11:29:14.660
5 -	59.238	32.149	1:31.387	77.96	4.853	11:30:46.047
6 -	58.213	30.895	1:29.108	79.95	2.574	11:32:15.155
7 -	58.626	30.819	1:29.445	79.65	2.911	11:33:44.600
8 -	58.345	30.701	1:29.046	80.01	2.512	11:35:13.646
9 -	58.205	30.624	1:28.829	80.20	2.295	11:36:42.475
10 -	57.848	30.164	1:28.012 (2)	80.95	1.478	11:38:10.487

P7 85 MZ Andrew WALES		MZ ETZ250 - Illuminated Design LTD				
IDEAL LAP TIME : 1:26.210		BEST LAP TIME : 1:26.210		DIFFERENCE : 0.000		
LAP	SECTOR 1	SECTOR 2	LAP TIME	MPH	DIFF	TIME OF DAY
1 -		30.709	1:48.559	65.62	22.349	11:25:10.236
2 -	56.919	30.945	1:27.864	81.08	1.654	11:26:38.100
3 -	56.622	30.637	1:27.259	81.64	1.049	11:28:05.359
4 -	56.606	30.449	1:27.055	81.84	0.845	11:29:32.414
5 -	56.611	30.592	1:27.203	81.70	0.993	11:30:59.617
6 -	56.010	30.200	1:26.210 (1)	82.64		11:32:25.827
7 -	56.221	30.407	1:26.628 (3)	82.24	0.418	11:33:52.455
8 -	56.392	30.216	1:26.608 (2)	82.26	0.398	11:35:19.063
9 -	57.014	30.212	1:27.226	81.68	1.016	11:36:46.289
10 -	56.462	30.479	1:26.941	81.94	0.731	11:38:13.230

P8 69 MZ Alexander MANN		MZ TS 250 - HS RACING				
IDEAL LAP TIME : 1:26.177		BEST LAP TIME : 1:26.511		DIFFERENCE : 0.334		
LAP	SECTOR 1	SECTOR 2	LAP TIME	MPH	DIFF	TIME OF DAY
1 -		30.969	1:48.674	65.55	22.163	11:25:10.351
2 -	57.391	30.613	1:28.004	80.95	1.493	11:26:38.355
3 -	56.744	30.449	1:27.193	81.71	0.682	11:28:05.548
4 -	56.263	30.692	1:26.955	81.93	0.444	11:29:32.503
5 -	56.423	30.569	1:26.992	81.89	0.481	11:30:59.495
6 -	56.491	30.346	1:26.837	82.04	0.326	11:32:26.332
7 -	56.084	30.464	1:26.548 (2)	82.32	0.037	11:33:52.880
8 -	56.312	30.199	1:26.511 (1)	82.35		11:35:19.391
9 -	56.765	30.455	1:27.220	81.68	0.709	11:36:46.611
10 -	55.978	30.686	1:26.664 (3)	82.20	0.153	11:38:13.275

BMCRC - MRO Championships 2023 - Rnd 4 @ Donington Park

Illuminate Design 250MZ & Blue Haze GPF 2-Stroke

RACE 7 - SECTOR ANALYSIS



SECTOR 1 = FL to I1, SECTOR 2 = I1 to FL, DIFF = Difference To Personal Best Lap, P = Crossed Finish Line in Pit Lane, D = Time Disallowed

P9 565 MZ		Louis KERSHAW		MZ ETZ250 - Team Lucky Streetsy/Walkers Campers		
IDEAL LAP TIME : 1:26.356		BEST LAP TIME : 1:26.641		DIFFERENCE : 0.285		
LAP	SECTOR 1	SECTOR 2	LAP TIME	MPH	DIFF	TIME OF DAY
1 -		30.710	1:49.229	65.22	22.588	11:25:10.906
2 -	56.717	30.303	1:27.020	81.87	0.379	11:26:37.926
3 -	57.312	30.670	1:27.982	80.97	1.341	11:28:05.908
4 -	56.384	30.486	1:26.870 (3)	82.01	0.229	11:29:32.778
5 -	56.724	30.278	1:27.002	81.89	0.361	11:30:59.780
6 -	56.309	30.408	1:26.717 (2)	82.15	0.076	11:32:26.497
7 -	56.078	30.563	1:26.641 (1)	82.23		11:33:53.138
8 -	56.748	30.332	1:27.080	81.81	0.439	11:35:20.218
9 -	56.527	30.978	1:27.505	81.41	0.864	11:36:47.723
10 -	56.660	30.428	1:27.088	81.80	0.447	11:38:14.811

P10 96 MZ		Chris KENT		MZ ETZ250 -		
IDEAL LAP TIME : 1:27.302		BEST LAP TIME : 1:27.302		DIFFERENCE : 0.000		
LAP	SECTOR 1	SECTOR 2	LAP TIME	MPH	DIFF	TIME OF DAY
1 -		30.746	1:49.558	65.03	22.256	11:25:11.235
2 -	57.264	30.637	1:27.901 (2)	81.05	0.599	11:26:39.136
3 -	56.984	30.318	1:27.302 (1)	81.60		11:28:06.438
4 -	57.582	30.826	1:28.408 (3)	80.58	1.106	11:29:34.846
5 -	58.110	31.967	1:30.077	79.09	2.775	11:31:04.923
6 -	59.320	31.232	1:30.552	78.68	3.250	11:32:35.475
7 -	59.004	31.389	1:30.393	78.81	3.091	11:34:05.868
8 -	59.175	31.108	1:30.283	78.91	2.981	11:35:36.151
9 -	59.484	31.023	1:30.507	78.71	3.205	11:37:06.658

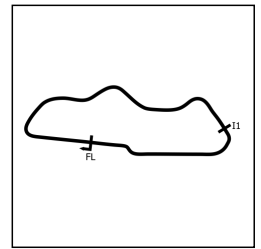
P11 13 MZ		Gordon RYAN		MZ ETZ250 - Prism Work Psychology		
IDEAL LAP TIME : 1:30.259		BEST LAP TIME : 1:30.579		DIFFERENCE : 0.320		
LAP	SECTOR 1	SECTOR 2	LAP TIME	MPH	DIFF	TIME OF DAY
1 -		31.287	1:51.182	64.08	20.603	11:25:12.859
2 -	59.168	31.447	1:30.615 (3)	78.62	0.036	11:26:43.474
3 -	59.597	31.525	1:31.122	78.18	0.543	11:28:14.596
4 -	59.561	31.616	1:31.177	78.14	0.598	11:29:45.773
5 -	59.835	31.636	1:31.471	77.88	0.892	11:31:17.244
6 -	59.162	31.593	1:30.755	78.50	0.176	11:32:47.999
7 -	59.092	31.509	1:30.601 (2)	78.63	0.022	11:34:18.600
8 -	58.972	31.672	1:30.644	78.60	0.065	11:35:49.244
9 -	59.042	31.537	1:30.579 (1)	78.65		11:37:19.823

P12 75 MZ		Pete WOODALL		MZ ETZ250 - Online Lubricants		
IDEAL LAP TIME : 1:31.279		BEST LAP TIME : 1:31.279		DIFFERENCE : 0.000		
LAP	SECTOR 1	SECTOR 2	LAP TIME	MPH	DIFF	TIME OF DAY
1 -		32.093	1:54.386	62.28	23.107	11:25:16.063
2 -	59.914	32.215	1:32.129	77.33	0.850	11:26:48.192
3 -	59.337	31.942	1:31.279 (1)	78.05		11:28:19.471
4 -	1:00.507	32.028	1:32.535	76.99	1.256	11:29:52.006
5 -	59.937	32.153	1:32.090 (3)	77.36	0.811	11:31:24.096
6 -	59.934	32.108	1:32.042 (2)	77.40	0.763	11:32:56.138
7 -	59.922	32.311	1:32.233	77.24	0.954	11:34:28.371
8 -	1:00.850	32.147	1:32.997	76.61	1.718	11:36:01.368
9 -	1:00.725	33.284	1:34.009	75.78	2.730	11:37:35.377

BMCRC - MRO Championships 2023 - Rnd 4 @ Donington Park

Illuminate Design 250MZ & Blue Haze GPF 2-Stroke

RACE 7 - SECTOR ANALYSIS



SECTOR 1 = FL to I1, SECTOR 2 = I1 to FL, DIFF = Difference To Personal Best Lap, P = Crossed Finish Line in Pit Lane, D = Time Disallowed

P13 7 MZ John ASHMEAD			MZ ETZ250 -			
IDEAL LAP TIME : 1:30.492		BEST LAP TIME : 1:30.622		DIFFERENCE : 0.130		
LAP	SECTOR 1	SECTOR 2	LAP TIME	MPH	DIFF	TIME OF DAY
1 -		31.483	1:51.501	63.89	20.879	11:25:13.178
2 -	59.189	31.433	1:30.622 (1)	78.61		11:26:43.800
3 -	1:00.093	31.303	1:31.396 (2)	77.95	0.774	11:28:15.196
4 -	1:00.576	31.615	1:32.191 (3)	77.28	1.569	11:29:47.387
5 -	1:01.268	31.612	1:32.880	76.70	2.258	11:31:20.267
6 -	1:01.275	32.410	1:33.685	76.04	3.063	11:32:53.952
7 -	1:01.696	32.286	1:33.982	75.80	3.360	11:34:27.934
8 -	1:00.852	31.853	1:32.705	76.85	2.083	11:36:00.639
9 -	1:01.282	37.268	1:38.550	72.29	7.928	11:37:39.189

P14 66 MZ Graeme LEWIS			MZ ETZ250 - Morris Racing Lubricants #MRL & DRD Machining			
IDEAL LAP TIME : 1:31.803		BEST LAP TIME : 1:31.856		DIFFERENCE : 0.053		
LAP	SECTOR 1	SECTOR 2	LAP TIME	MPH	DIFF	TIME OF DAY
1 -		32.289	1:54.905	62.00	23.049	11:25:16.582
2 -	1:00.145	32.352	1:32.497 (3)	77.02	0.641	11:26:49.079
3 -	59.514	32.342	1:31.856 (1)	77.56		11:28:20.935
4 -	59.966	32.354	1:32.320 (2)	77.17	0.464	11:29:53.255
5 -	59.972	32.656	1:32.628	76.91	0.772	11:31:25.883
6 -	1:00.656	32.541	1:33.197	76.44	1.341	11:32:59.080
7 -	1:00.615	32.684	1:33.299	76.36	1.443	11:34:32.379
8 -	1:01.443	32.549	1:33.992	75.80	2.136	11:36:06.371
9 -	1:01.394	32.726	1:34.120	75.69	2.264	11:37:40.491

P15 8 MZ Rich ASKEW			MZ ETZ250 - L + R Construction			
IDEAL LAP TIME : 1:32.298		BEST LAP TIME : 1:32.416		DIFFERENCE : 0.118		
LAP	SECTOR 1	SECTOR 2	LAP TIME	MPH	DIFF	TIME OF DAY
1 -		33.082	1:54.795	62.06	22.379	11:25:16.472
2 -	1:00.228	32.823	1:33.051 (2)	76.56	0.635	11:26:49.523
3 -	1:00.531	32.752	1:33.283 (3)	76.37	0.867	11:28:22.806
4 -	1:02.640	33.188	1:35.828	74.34	3.412	11:29:58.634
5 -	1:01.739	32.744	1:34.483	75.40	2.067	11:31:33.117
6 -	1:00.346	32.070	1:32.416 (1)	77.09		11:33:05.533
7 -	1:01.576	32.239	1:33.815	75.94	1.399	11:34:39.348
8 -	1:01.199	32.273	1:33.472	76.22	1.056	11:36:12.820
9 -	1:00.494	33.004	1:33.498	76.20	1.082	11:37:46.318

P16 14 MZ Andy MARKS			MZ ETZ250 - Kingpin Components			
IDEAL LAP TIME : 1:31.677		BEST LAP TIME : 1:31.677		DIFFERENCE : 0.000		
LAP	SECTOR 1	SECTOR 2	LAP TIME	MPH	DIFF	TIME OF DAY
1 -		33.461	1:59.090	59.82	27.413	11:25:20.767
2 -	1:01.310	32.588	1:33.898	75.87	2.221	11:26:54.665
3 -	1:01.241	32.534	1:33.775	75.97	2.098	11:28:28.440
4 -	1:00.229	32.649	1:32.878 (3)	76.70	1.201	11:30:01.318
5 -	59.589	32.088	1:31.677 (1)	77.71		11:31:32.995
6 -	1:00.280	32.436	1:32.716 (2)	76.84	1.039	11:33:05.711
7 -	1:01.146	32.664	1:33.810	75.94	2.133	11:34:39.521
8 -	1:00.590	32.480	1:33.070	76.55	1.393	11:36:12.591
9 -	1:00.713	33.144	1:33.857	75.90	2.180	11:37:46.448

BMCRC - MRO Championships 2023 - Rnd 4 @ Donington Park

Illuminate Design 250MZ & Blue Haze GPF 2-Stroke

RACE 7 - SECTOR ANALYSIS



SECTOR 1 = FL to I1, SECTOR 2 = I1 to FL, DIFF = Difference To Personal Best Lap, P = Crossed Finish Line in Pit Lane, D = Time Disallowed

P17 566 MZ Michael WILBY		MZ ETZ250 - Sziler UK				
IDEAL LAP TIME : 1:32.678		BEST LAP TIME : 1:32.814		DIFFERENCE : 0.136		
LAP	SECTOR 1	SECTOR 2	LAP TIME	MPH	DIFF	TIME OF DAY
1 -		33.072	1:57.738	60.51	24.924	11:25:19.415
2 -	1:01.682	33.124	1:34.806	75.14	1.992	11:26:54.221
3 -	1:01.540	33.146	1:34.686	75.24	1.872	11:28:28.907
4 -	1:00.413	32.772	1:33.185 (3)	76.45	0.371	11:30:02.092
5 -	59.906	32.908	1:32.814 (1)	76.76		11:31:34.906
6 -	1:00.084	32.788	1:32.872 (2)	76.71	0.058	11:33:07.778
7 -	1:01.207	33.020	1:34.227	75.61	1.413	11:34:42.005
8 -	1:01.584	33.326	1:34.910	75.06	2.096	11:36:16.915
9 -	1:02.549	33.774	1:36.323	73.96	3.509	11:37:53.238

P18 24 MZ Tony PARKER		MZ ETZ250 - Cancer Research UK				
IDEAL LAP TIME : 1:34.374		BEST LAP TIME : 1:34.936		DIFFERENCE : 0.562		
LAP	SECTOR 1	SECTOR 2	LAP TIME	MPH	DIFF	TIME OF DAY
1 -		33.561	1:59.251	59.74	24.315	11:25:20.928
2 -	1:01.736	33.516	1:35.252 (3)	74.79	0.316	11:26:56.180
3 -	1:02.570	33.185	1:35.755	74.40	0.819	11:28:31.935
4 -	1:02.302	33.173	1:35.475	74.62	0.539	11:30:07.410
5 -	1:02.298	32.638	1:34.936 (1)	75.04		11:31:42.346
6 -	1:01.869	33.335	1:35.204 (2)	74.83	0.268	11:33:17.550
7 -	1:01.899	33.527	1:35.426	74.66	0.490	11:34:52.976
8 -	1:02.642	33.586	1:36.228	74.03	1.292	11:36:29.204
9 -	1:02.374	33.145	1:35.519	74.58	0.583	11:38:04.723

P19 56 MZ Russell TURNER		MZ ETZ250 - TT Racing				
IDEAL LAP TIME : 1:35.618		BEST LAP TIME : 1:36.334		DIFFERENCE : 0.716		
LAP	SECTOR 1	SECTOR 2	LAP TIME	MPH	DIFF	TIME OF DAY
1 -		33.587	1:58.540	60.10	22.206	11:25:20.217
2 -	1:02.554	36.945	1:39.499	71.60	3.165	11:26:59.716
3 -	1:04.249	33.150	1:37.399	73.14	1.065	11:28:37.115
4 -	1:02.468	37.596	1:40.064	71.20	3.730	11:30:17.179
5 -	1:05.593	34.255	1:39.848	71.35	3.514	11:31:57.027
6 -	1:03.684	34.760	1:38.444	72.37	2.110	11:33:35.471
7 -	1:03.026	34.104	1:37.130 (3)	73.35	0.796	11:35:12.601
8 -	1:02.632	33.702	1:36.334 (1)	73.95		11:36:48.935
9 -	1:03.015	34.058	1:37.073 (2)	73.39	0.739	11:38:26.008

P20 94 MZ Leila WILLIAMS		MZ ETZ250 - Illuminated Design LTD				
IDEAL LAP TIME : 1:36.482		BEST LAP TIME : 1:36.613		DIFFERENCE : 0.131		
LAP	SECTOR 1	SECTOR 2	LAP TIME	MPH	DIFF	TIME OF DAY
1 -		34.009	2:00.193	59.27	23.580	11:25:21.870
2 -	1:03.139	34.370	1:37.509 (3)	73.06	0.896	11:26:59.379
3 -	1:06.075	34.347	1:40.422	70.94	3.809	11:28:39.801
4 -	1:04.652	34.699	1:39.351	71.71	2.738	11:30:19.152
5 -	1:04.185	34.427	1:38.612	72.24	1.999	11:31:57.764
6 -	1:04.335	34.641	1:38.976	71.98	2.363	11:33:36.740
7 -	1:03.048	34.077	1:37.125 (2)	73.35	0.512	11:35:13.865
8 -	1:02.473	34.140	1:36.613 (1)	73.74		11:36:50.478
9 -	1:03.332	34.495	1:37.827	72.82	1.214	11:38:28.305

BMCRC - MRO Championships 2023 - Rnd 4 @ Donington Park

Illuminate Design 250MZ & Blue Haze GPF 2-Stroke

RACE 7 - SECTOR ANALYSIS



SECTOR 1 = FL to I1, SECTOR 2 = I1 to FL, DIFF = Difference To Personal Best Lap, P = Crossed Finish Line in Pit Lane, D = Time Disallowed

P21 102 MZ		Caleb WRIGHT		MZ ETZ250 - Clover Investments			
IDEAL LAP TIME : 1:36.352		BEST LAP TIME : 1:37.061		DIFFERENCE : 0.709			
LAP	SECTOR 1	SECTOR 2	LAP TIME	MPH	DIFF	TIME OF DAY	
1 -		34.587	2:02.510	58.15	25.449	11:25:24.187	
2 -	1:03.891	34.395	1:38.286	72.48	1.225	11:27:02.473	
3 -	1:03.497	34.392	1:37.889 (3)	72.78	0.828	11:28:40.362	
4 -	1:04.742	34.693	1:39.435	71.65	2.374	11:30:19.797	
5 -	1:03.605	35.631	1:39.236	71.79	2.175	11:31:59.033	
6 -	1:02.407	34.682	1:37.089 (2)	73.38	0.028	11:33:36.122	
7 -	1:03.116	33.945	1:37.061 (1)	73.40		11:35:13.183	
8 -	1:05.203	34.251	1:39.454	71.63	2.393	11:36:52.637	

P22 110 GPF		Mark HAIGH		Aprilia RS250 - Chesterfield CarClinic/The Tuning Works			
IDEAL LAP TIME : 1:21.153		BEST LAP TIME : 1:21.489		DIFFERENCE : 0.336			
LAP	SECTOR 1	SECTOR 2	LAP TIME	MPH	DIFF	TIME OF DAY	
1 -		28.868	1:26.477	82.38	4.988	11:24:48.154	
2 -	53.873	28.362	1:22.235	86.63	0.746	11:26:10.389	
3 -	53.418	28.436	1:21.854	87.04	0.365	11:27:32.243	
4 -	53.205	28.642	1:21.847	87.04	0.358	11:28:54.090	
5 -	53.104	28.629	1:21.733 (2)	87.16	0.244	11:30:15.823	
6 -	53.170	28.319	1:21.489 (1)	87.43		11:31:37.312	
7 -	53.649	28.323	1:21.972	86.91	0.483	11:32:59.284	
8 -	54.071	28.325	1:22.396	86.46	0.907	11:34:21.680	
9 -	52.834	29.002	1:21.836 (3)	87.05	0.347	11:35:43.516	

BMCRC - MRO Championships 2023 - Rnd 4 @ Donington Park

Illuminate Design 250MZ & Blue Haze GPF 2-Strokes

RACE 7 - BEST SECTORS

SECTOR 1			SECTOR 2			IDEAL / BEST COMPARISON						
POS	NO	NAME	TIME	NO	NAME	TIME	POS	NO	NAME	IDEAL	BEST	DIFF
									PERFECT LAP	1:20.155		
1	18	BALL	52.232	571	MORETON	27.923	1	571	MORETON	1:20.186	1:20.400	0.214
2	571	MORETON	52.263	28	McCARTER	28.180	2	18	BALL	1:20.489	1:21.217	0.728
3	247	HEALEY	52.466	247	HEALEY	28.234	3	247	HEALEY	1:20.700	1:20.821	0.121
4	28	McCARTER	52.682	18	BALL	28.257	4	28	McCARTER	1:20.862	1:21.237	0.375
5	110	HAIGH	52.834	110	HAIGH	28.319	5	110	HAIGH	1:21.153	1:21.489	0.336
6	162	COOPER	54.553	162	COOPER	29.210	6	162	COOPER	1:23.763	1:24.097	0.334
7	69	MANN	55.978	73	TURNER	30.164	7	69	MANN	1:26.177	1:26.511	0.334
8	85	WALES	56.010	69	MANN	30.199	8	85	WALES	1:26.210	1:26.210	0.000
9	565	KERSHAW	56.078	85	WALES	30.200	9	73	TURNER	1:26.330	1:26.534	0.204
10	73	TURNER	56.166	565	KERSHAW	30.278	10	565	KERSHAW	1:26.356	1:26.641	0.285
11	96	KENT	56.984	96	KENT	30.318	11	96	KENT	1:27.302	1:27.302	0.000
12	13	RYAN	58.972	13	RYAN	31.287	12	13	RYAN	1:30.259	1:30.579	0.320
13	7	ASHMEAD	59.189	7	ASHMEAD	31.303	13	7	ASHMEAD	1:30.492	1:30.622	0.130
14	75	WOODALL	59.337	75	WOODALL	31.942	14	75	WOODALL	1:31.279	1:31.279	0.000
15	66	LEWIS	59.514	8	ASKEW	32.070	15	14	MARKS	1:31.677	1:31.677	0.000
16	14	MARKS	59.589	14	MARKS	32.088	16	66	LEWIS	1:31.803	1:31.856	0.053
17	566	WILBY	59.906	66	LEWIS	32.289	17	8	ASKEW	1:32.298	1:32.416	0.118
18	8	ASKEW	1:00.228	24	PARKER	32.638	18	566	WILBY	1:32.678	1:32.814	0.136
19	24	PARKER	1:01.736	566	WILBY	32.772	19	24	PARKER	1:34.374	1:34.936	0.562
20	102	WRIGHT	1:02.407	56	TURNER	33.150	20	56	TURNER	1:35.618	1:36.334	0.716
21	56	TURNER	1:02.468	102	WRIGHT	33.945	21	102	WRIGHT	1:36.352	1:37.061	0.709
22	94	WILLIAMS	1:02.473	94	WILLIAMS	34.009	22	94	WILLIAMS	1:36.482	1:36.613	0.131
23												

BMCRC - MRO Championships 2023 - Rnd 4 @ Donington Park

Illuminate Design 250MZ & Blue Haze GPF 2-Stroke

RACE 7 - STATISTICS

Competitors Started 23
Planned Start 2023-06-04 @ 11:25:00.000
Actual Start 2023-06-04 @ 11:23:21.676
Finish Time 2023-06-04 @ 11:36:55.122
Track Length 1.9790mi.
Total Laps 206
Total Distance Covered 407.6878mi.

Session Fastest Lap History

NO	CL	NAME	LAP TIME	TIME OF DAY	LAP	VEHICLE
571	GPF	Alan MORETON	1:21.359	11:26:07.664	2	Suzuki RG500
571	GPF	Alan MORETON	1:20.416	11:27:28.079	3	Suzuki RG500
571	GPF	Alan MORETON	1:20.400	11:28:48.479	4	Suzuki RG500

Session Leader History

NO	CL	NAME	FROM LAP	LAPS LED	DISTANCE	VEHICLE
571	GPF	Alan MORETON	1	10	19.75 miles	Suzuki RG500

Flag History

TYPE	TIME OF DAY
GREEN	11:23:21.676
FINISH	11:36:55.122

Flag Statistics

TYPE	COUNT	TOTAL LAPS	TOTAL TIME
Green	1	10	15:27.851
Red	0	0	0.000
Safety Car	0	0	0.000
FCY	0	0	0.000

BMCRC - MRO Championships 2023 - Rnd 4 @ Donington Park

Illuminate Design 250MZ & Blue Haze GPF 2-Stroke

RACE 7 - STATISTICS

CLASS : GPF

7 Starters

Fastest Lap History

NO	NAME	LAP TIME	TIME OF DAY	LAP	VEHICLE
571	Alan MORETON	1:21.359	11:26:07.664	2	Suzuki RG500
571	Alan MORETON	1:20.416	11:27:28.079	3	Suzuki RG500
571	Alan MORETON	1:20.400	11:28:48.479	4	Suzuki RG500

Leader History

NO	NAME	FROM LAP	LAPS LED	DISTANCE	VEHICLE
571	Alan MORETON	1	10	19.75 miles	Suzuki RG500

BMCRC - MRO Championships 2023 - Rnd 4 @ Donington Park

Illuminate Design 250MZ & Blue Haze GPF 2-Stroke

RACE 7 - STATISTICS

CLASS : MZ

16 Starters

Fastest Lap History

NO	NAME	LAP TIME	TIME OF DAY	LAP	VEHICLE
565	Louis KERSHAW	1:27.020	11:26:37.955	2	MZ ETZ250
69	Alexander MANN	1:26.955	11:29:32.498	4	MZ TS 250
565	Louis KERSHAW	1:26.870	11:29:32.806	4	MZ ETZ250
85	Andrew WALES	1:26.210	11:32:25.856	6	MZ ETZ250

Leader History

NO	NAME	FROM LAP	LAPS LED	DISTANCE	VEHICLE
85	Andrew WALES	1	1	1.94 miles	MZ ETZ250
565	Louis KERSHAW	2	1	1.97 miles	MZ ETZ250
85	Andrew WALES	3	2	3.95 miles	MZ ETZ250
69	Alexander MANN	5	1	1.97 miles	MZ TS 250
85	Andrew WALES	6	5	9.89 miles	MZ ETZ250

BMCRC - MRO Championships 2023 - Rnd 4 @ Donington Park

Illuminate Design 250MZ & Blue Haze GPF 2-Strokes

RACE 18 - GRID (10 Laps)

ROW 14			40	11	Carl CRIPPS											
ROW 13		39	102	Caleb WRIGHT	1:37.061	38	94	Leila WILLIAMS	1:36.613	37	56	Russell TURNER	1:36.334			
ROW 12	36	24	Tony PARKER	1:34.936	35	566	Michael WILBY	1:32.814	34	8	Rich ASKEW	1:32.416				
ROW 11		33	66	Graeme LEWIS	1:31.856	32	14	Andy MARKS	1:31.677	31	75	Pete WOODALL	1:31.279			
ROW 10	30	7	John ASHMEAD	1:30.622	29	13	Gordon RYAN	1:30.579	28	96	Chris KENT	1:27.302				
ROW 9		27	565	Louis KERSHAW	1:26.641	26	69	Alexander MANN	1:26.511	25	85	Andrew WALES	1:26.210			
ROW 8																
ROW 7																
ROW 6										16	26	Damian LEE				
ROW 5						15	169	Mark ELLERAY		14	113	Doug EDMONDSON		13	47	Roy ALDERSLADE
ROW 4	12	142	Martin PEARSON			11	42	Alan WOOD		10	25	Stephen WIMBLE				
ROW 3		9	17	Peter FISHWICK		8	27	Richard HAYWARD		7	73	Colvin TURNER	1:26.534			
ROW 2	6	162	Darren COOPER	1:24.097		5	110	Mark HAIGH	1:21.489	4	28	Liam McCARTER	1:21.237			
ROW 1		3	18	David BALL	1:21.217	2	247	Lee HEALEY	1:20.821	1	571	Alan MORETON	1:20.400			
												Pole				

Donington Park National: 1.9790 miles

These results are provisional until the conclusion of any judicial and technical matters.

Clerk Of Course :	Stewards :	Timekeeper : Richard Evans
-------------------	------------	----------------------------

Results can be found at www.tsl-timing.com

Printed - 11:43 Sunday, 04 June 2023



BMCRC - MRO Championships 2023 - Rnd 4 @ Donington Park

Illuminate Design 250MZ & Blue Haze GPF 2-Stroke

RACE 18 - CLASSIFICATION

POS	NO	CL	PIC NAME	ENTRY	LAPS	TIME	GAP	DIFF	MPH	BEST	ON
1	28	GPF	1 Liam McCARTER	Yamaha TZR - Katie McCarter	10	13:43.638			86.33	1:20.597	2
2	110	GPF	2 Mark HAIGH	Aprilia RS250 - Chesterfield CarClinic/The Tuning W	10	13:53.128	9.490	9.490	85.35	1:21.660	2
3	247	GPF	3 Lee HEALEY	Suzuki VJ22 - Specialised welding and fabrications	10	13:53.138	9.500	0.010	85.35	1:21.514	4
4	18	GPF	4 David BALL	Yamaha TZR250F3 - Gardiner Page and Roe pensic	10	13:53.733	10.095	0.595	85.29	1:21.272	10
5	162	GPF	5 Darren COOPER	Yamaha TZR250 - Twistgrip Motorcycles	10	14:14.844	31.206	21.111	83.18	1:23.850	2
6	69	MZ	1 Alexander MANN	MZ TS 250 - HS RACING	10	14:57.038	1:13.400	42.194	79.27	1:26.756	4
7	85	MZ	2 Andrew WALES	MZ ETZ250 - Illuminated Design LTD	10	14:57.850	1:14.212	0.812	79.20	1:26.786	5
8	96	MZ	3 Chris KENT	MZ ETZ250 -	9	13:47.972	1 Lap	1 Lap	77.27	1:29.074	4
9	75	MZ	4 Pete WOODALL	MZ ETZ250 - Online Lubricants	9	13:48.223	1 Lap	0.251	77.25	1:28.934	4
10	13	MZ	5 Gordon RYAN	MZ ETZ250 - Prism Work Psychology	9	13:55.866	1 Lap	7.643	76.54	1:29.211	2
11	8	MZ	6 Rich ASKEW	MZ ETZ250 - L + R Construction	9	14:22.104	1 Lap	26.238	74.21	1:31.852	7
12	14	MZ	7 Andy MARKS	MZ ETZ250 - Kingpin Components	9	14:22.346	1 Lap	0.242	74.19	1:31.647	7
13	7	MZ	8 John ASHMEAD	MZ ETZ250 -	9	14:46.545	1 Lap	24.199	72.17	1:35.379	3
14	56	MZ	9 Russell TURNER	MZ ETZ250 - TT Racing	9	14:49.564	1 Lap	3.019	71.92	1:34.282	2
15	25	GPF	6 Stephen WIMBLE	Yamah TZR 250 - S.B.W Contractor	9	14:56.353	1 Lap	6.789	71.38	1:36.705	4
16	566	MZ	10 Michael WILBY	MZ ETZ250 - Sziler UK	9	15:20.648	1 Lap	24.295	69.50	1:37.279	4
17	94	MZ	11 Leila WILLIAMS	MZ ETZ250 - Illuminated Design LTD	8	13:49.827	2 Laps	1 Lap	68.52	1:39.738	5

NOT CLASSIFIED

DNF	102	MZ	Caleb WRIGHT	MZ ETZ250 - Clover Investments	6	10:26.746	4 Laps	2 Laps	67.98	1:38.039	4
DNF	66	MZ	Graeme LEWIS	MZ ETZ250 - Morris Racing Lubricants #MRL & DRC	5	8:10.835	5 Laps	1 Lap	72.29	1:33.034	4
DNF	571	GPF	Alan MORETON	Suzuki RG500 - Spraytech At Brooklyn Garage	1	1:39.789	9 Laps	4 Laps	70.02		
DNF	24	MZ	Tony PARKER	MZ ETZ250 - Cancer Research UK	1	2:00.724	9 Laps	20.935	57.88		
DNF	11	MZ	Carl CRIPPS	MZ ETZ250 - MIS UK LTD	1	2:19.119	9 Laps	18.395	50.23		

NOT STARTED

NS	565	MZ	Louis KERSHAW	MZ ETZ250 - Team Lucky Streetsy/Walkers Camper							
----	-----	----	---------------	--	--	--	--	--	--	--	--

FASTEST LAP

	28	GPF	Liam McCARTER	Yamaha TZR - Katie McCarter	2	1:20.597			88.39 mph	142.26 kph	
	69	MZ	Alexander MANN	MZ TS 250 - HS RACING	4	1:26.756			82.12 mph	132.16 kph	

Class GPF - 92.5% of Race Speed = 79.85 mph

Class MZ - 92.5% of Race Speed = 73.32 mph

Weather / Track : Sunny / Dry

These results are provisional until the conclusion of any judicial and technical matters.

Race Distance: 10 Laps / 19.79 miles

Donington Park National: 1.9790 miles

Date: 04/06/2023 Start: 15:48 Finish: 16:02

Clerk Of Course :

Stewards :

Timekeeper : Richard Evans

Results can be found at www.tsl-timing.com

Printed - 16:03 Sunday, 04 June 2023



BMCRC - MRO Championships 2023 - Rnd 4 @ Donington Park

Illuminate Design 250MZ & Blue Haze GPF 2-Stroke

RACE 18 - LAP CHART

LAP 1 @ 15:49:44.054

NO	BEHIND	LAP TIME
247		1:24.607
18	1.253	1:25.860
28	1.575	1:26.182
110	2.491	1:27.098
162	3.332	1:27.939
571	15.182	1:39.789 P
25	16.799	1:41.406
85	25.233	1:49.840
69	25.296	1:49.903
96	27.395	1:52.002
75	27.796	1:52.403
13	28.402	1:53.009
7	29.881	1:54.488
8	32.185	1:56.792
14	32.530	1:57.137
66	32.810	1:57.417
56	35.213	1:59.820
24	36.117	2:00.724
94	39.386	2:03.993
102	42.276	2:06.883
566	45.229	2:09.836
11	54.512	2:19.119 P

LAP 2 @ 15:51:06.014

NO	BEHIND	LAP TIME
247		1:21.960
28	0.212	1:20.597
18	1.038	1:21.745
110	2.191	1:21.660
162	5.222	1:23.850
85	30.783	1:27.510
69	30.874	1:27.538
25	32.675	1:37.836
96	34.585	1:29.150
75	35.005	1:29.169
13	35.653	1:29.211
66	44.588	1:33.738
8	44.648	1:34.423
14	44.738	1:34.168
7	45.155	1:37.234
56	47.535	1:34.282
94	57.280	1:39.854
566	1:01.615	1:38.346
102	1:01.792	1:41.476

LAP 3 @ 15:52:27.789

NO	BEHIND	LAP TIME
28		1:21.563
247	0.763	1:22.538
18	1.934	1:22.671
110	2.682	1:22.266
162	8.645	1:25.198
85	36.983	1:27.975
69	37.486	1:28.387
96	41.981	1:29.171
75	42.529	1:29.299
13	44.386	1:30.508
25	49.007	1:38.107
14	55.694	1:32.731
8	55.960	1:33.087
66	56.108	1:33.295
7	58.759	1:35.379

LAP 4 @ 15:53:48.827

NO	BEHIND	LAP TIME
28		1:21.038
247	1.239	1:21.514
18	3.115	1:22.219
110	3.398	1:21.754
162	12.329	1:24.722
69	43.204	1:26.756
85	43.296	1:27.351
96	50.017	1:29.074
75	50.425	1:28.934
13	53.599	1:30.251
25	1:04.674	1:36.705
14	1:07.302	1:32.646
66	1:08.104	1:33.034
8	1:08.465	1:33.543
7	1:15.324	1:37.603
56	1:17.365	1:35.749

LAP 5 @ 15:55:10.262

NO	BEHIND	LAP TIME
28		1:21.435
247	3.011	1:23.207
18	8.147	1:26.467
110	9.701	1:27.738
94	1 Lap	1:39.844
566	1 Lap	1:37.279
102	1 Lap	1:38.039
162	15.683	1:24.789
85	48.647	1:26.786
69	48.893	1:27.124
96	58.157	1:29.575
75	58.755	1:29.765
13	1:02.477	1:30.313
66	1:20.020	1:33.351
8	1:20.396	1:33.366
14	1:20.491	1:34.624
25	1:20.932	1:37.693

LAP 6 @ 15:56:31.917

NO	BEHIND	LAP TIME
28		1:21.655
247	4.991	1:23.635
7	1 Lap	1:35.781
56	1 Lap	1:35.355
18	10.316	1:23.824
110	10.691	1:22.645
162	20.224	1:26.196
94	1 Lap	1:39.738
566	1 Lap	1:39.895
102	1 Lap	1:38.735
69	54.160	1:26.922
85	54.340	1:27.348
96	1:05.783	1:29.281
75	1:06.579	1:29.479
13	1:11.703	1:30.881

LAP 7 @ 15:57:53.936

NO	BEHIND	LAP TIME
28		1:22.019
247	8.341	1:25.369
14	1 Lap	1:32.672
8	1 Lap	1:33.824
18	11.815	1:23.518
110	12.332	1:23.660
25	1 Lap	1:41.989
7	1 Lap	1:36.964
162	24.119	1:25.914
56	1 Lap	1:37.138
566	1 Lap	1:39.574
102	1 Lap	1:42.080
94	1 Lap	1:44.840
69	59.852	1:27.711
85	59.914	1:27.593
96	1:13.005	1:29.241
75	1:13.536	1:28.976
13	1:20.009	1:30.325

LAP 8 @ 15:59:16.373

NO	BEHIND	LAP TIME
28		1:22.437
247	9.802	1:23.898
110	12.464	1:22.569
18	12.749	1:23.371
14	1 Lap	1:31.647
8	1 Lap	1:31.852
162	26.676	1:24.994
25	1 Lap	1:38.953
7	1 Lap	1:36.088
56	1 Lap	1:35.515
85	1:05.085	1:27.608
69	1:05.248	1:27.833
566	1 Lap	1:40.126
94	1 Lap	1:40.140
96	1:20.582	1:30.014
75	1:21.080	1:29.981

LAP 9 @ 16:00:39.468

NO	BEHIND	LAP TIME
28		1:23.095
13	1 Lap	1:30.650
110	11.258	1:21.889
247	11.509	1:24.802
18	12.440	1:22.786
162	29.307	1:25.726
8	1 Lap	1:32.667
14	1 Lap	1:34.324
7	1 Lap	1:37.278
56	1 Lap	1:37.098
25	1 Lap	1:43.298
85	1:09.596	1:27.606
69	1:09.736	1:27.583
566	1 Lap	1:38.168

LAP 10 @ 16:02:03.085

NO	BEHIND	LAP TIME
28		1:23.617
96	1 Lap	1:30.464
75	1 Lap	1:30.217
94	2 Laps	1:41.027

110	9.490	1:21.849
247	9.500	1:21.608
18	10.095	1:21.272
13	1 Lap	1:30.718
162	31.206	1:25.516
8	1 Lap	1:32.550
14	1 Lap	1:32.397
7	1 Lap	1:35.730
56	1 Lap	1:37.713
25	1 Lap	1:40.366
69	1:13.400	1:27.281
85	1:14.212	1:28.233
566	1 Lap	1:38.529

BMCRC - MRO Championships 2023 - Rnd 4 @ Donington Park

Illuminate Design 250MZ & Blue Haze GPF 2-Stroke

RACE 18 - POSITION CHART

No	Name	Lap Pos												
			1	2	3	4	5	6	7	8	9	10		
571	MORETON	1	247	247	28	28	28	28	28	28	28	28	28	28
247	HEALEY	2	18	28	247	247	247	247	247	247	247	110	110	
18	BALL	3	28	18	18	18	18	18	18	18	110	247	247	
28	McCARTER	4	110	110	110	110	110	110	110	18	18	18		
110	HAIGH	5	162	162	162	162	162	162	162	162	162	162	162	
162	COOPER	6	571	85	85	69	85	69	69	85	85	69		
25	WIMBLE	7	25	69	69	85	69	85	85	69	69	85		
85	WALES	8	85	25	96	96	96	96	96	96	96			
69	MANN	9	69	96	75	75	75	75	75	75	75			
565	KERSHAW	10	96	75	13	13	13	13	13	13	13			
96	KENT	11	75	13	25	25	66	14	14	8	8			
13	RYAN	12	13	66	14	14	8	8	8	14	14			
7	ASHMEAD	13	7	8	8	66	14	25	25	7	7			
75	WOODALL	14	8	14	66	8	25	7	7	56	56			
14	MARKS	15	14	7	7	7	7	56	56	25	25			
66	LEWIS	16	66	56	56	56	56	566	566	566	566			
8	ASKEW	17	56	94	94	94	94	102	94	94				
566	WILBY	18	24	566	566	566	566	94						
24	PARKER	19	94	102	102	102	102							
56	TURNER	20	102											
94	WILLIAMS	21	566											
102	WRIGHT	22	11											
11	CRIPPS	23												

BMCRG - MRO Championships 2023 - Rnd 4 @ Donington Park

Illuminate Design 250MZ & Blue Haze GPF 2-Stroke

RACE 18 - SECTOR ANALYSIS



SECTOR 1 = FL to I1, SECTOR 2 = I1 to FL, DIFF = Difference To Personal Best Lap, P = Crossed Finish Line in Pit Lane, D = Time Disallowed

P1 28 GPF		Liam McCARTER		Yamaha TZR - Katie McCarter			
IDEAL LAP TIME : 1:20.320		BEST LAP TIME : 1:20.597		DIFFERENCE : 0.277			
LAP	SECTOR 1	SECTOR 2	LAP TIME	MPH	DIFF	TIME OF DAY	
1 -		28.748	1:26.182	82.66	5.585	15:49:45.629	
2 -	52.230	28.367	1:20.597 (1)	88.39		15:51:06.226	
3 -	52.489	29.074	1:21.563	87.35	0.966	15:52:27.789	
4 -	52.712	28.326	1:21.038 (2)	87.91	0.441	15:53:48.827	
5 -	53.345	28.090	1:21.435 (3)	87.48	0.838	15:55:10.262	
6 -	53.207	28.448	1:21.655	87.25	1.058	15:56:31.917	
7 -	53.393	28.626	1:22.019	86.86	1.422	15:57:53.936	
8 -	53.415	29.022	1:22.437	86.42	1.840	15:59:16.373	
9 -	54.319	28.776	1:23.095	85.74	2.498	16:00:39.468	
10 -	54.322	29.295	1:23.617	85.20	3.020	16:02:03.085	

P2 110 GPF		Mark HAIGH		Aprilia RS250 - Chesterfield CarClinic/The Tuning Works			
IDEAL LAP TIME : 1:21.129		BEST LAP TIME : 1:21.660		DIFFERENCE : 0.531			
LAP	SECTOR 1	SECTOR 2	LAP TIME	MPH	DIFF	TIME OF DAY	
1 -		28.867	1:27.098	81.80	5.438	15:49:46.545	
2 -	53.110	28.550	1:21.660 (1)	87.24		15:51:08.205	
3 -	53.147	29.119	1:22.266	86.60	0.606	15:52:30.471	
4 -	53.083	28.671	1:21.754 (2)	87.14	0.094	15:53:52.225	
5 -	53.342	34.396	1:27.738	81.20	6.078	15:55:19.963	
6 -	53.724	28.921	1:22.645	86.20	0.985	15:56:42.608	
7 -	54.827	28.833	1:23.660	85.16	2.000	15:58:06.268	
8 -	53.536	29.033	1:22.569	86.28	0.909	15:59:28.837	
9 -	53.547	28.342	1:21.889	87.00	0.229	16:00:50.726	
10 -	52.787	29.062	1:21.849 (3)	87.04	0.189	16:02:12.575	

P3 247 GPF		Lee HEALEY		Suzuki VJ22 - Specialised welding and fabrications			
IDEAL LAP TIME : 1:21.234		BEST LAP TIME : 1:21.514		DIFFERENCE : 0.280			
LAP	SECTOR 1	SECTOR 2	LAP TIME	MPH	DIFF	TIME OF DAY	
1 -		28.471	1:24.607	84.20	3.093	15:49:44.054	
2 -	53.356	28.604	1:21.960 (3)	86.92	0.446	15:51:06.014	
3 -	53.544	28.994	1:22.538	86.31	1.024	15:52:28.552	
4 -	52.995	28.519	1:21.514 (1)	87.40		15:53:50.066	
5 -	54.928	28.279	1:23.207	85.62	1.693	15:55:13.273	
6 -	54.512	29.123	1:23.635	85.18	2.121	15:56:36.908	
7 -	56.122	29.247	1:25.369	83.45	3.855	15:58:02.277	
8 -	54.822	29.076	1:23.898	84.92	2.384	15:59:26.175	
9 -	56.559	28.243	1:24.802	84.01	3.288	16:00:50.977	
10 -	53.369	28.239	1:21.608 (2)	87.30	0.094	16:02:12.585	

P4 18 GPF		David BALL		Yamaha TZR250F3 - Gardiner Page and Roe pension consultan			
IDEAL LAP TIME : 1:21.268		BEST LAP TIME : 1:21.272		DIFFERENCE : 0.004			
LAP	SECTOR 1	SECTOR 2	LAP TIME	MPH	DIFF	TIME OF DAY	
1 -		29.153	1:25.860	82.97	4.588	15:49:45.307	
2 -	53.267	28.478	1:21.745 (2)	87.15	0.473	15:51:07.052	
3 -	53.578	29.093	1:22.671	86.18	1.399	15:52:29.723	
4 -	53.533	28.686	1:22.219 (3)	86.65	0.947	15:53:51.942	
5 -	54.077	32.390	1:26.467	82.39	5.195	15:55:18.409	
6 -	54.840	28.984	1:23.824	84.99	2.552	15:56:42.233	
7 -	54.440	29.078	1:23.518	85.30	2.246	15:58:05.751	
8 -	53.789	29.582	1:23.371	85.45	2.099	15:59:29.122	
9 -	53.834	28.952	1:22.786	86.06	1.514	16:00:51.908	
10 -	52.790	28.482	1:21.272 (1)	87.66		16:02:13.180	

BMCRC - MRO Championships 2023 - Rnd 4 @ Donington Park

Illuminate Design 250MZ & Blue Haze GPF 2-Stroke

RACE 18 - SECTOR ANALYSIS



SECTOR 1 = FL to I1, SECTOR 2 = I1 to FL, DIFF = Difference To Personal Best Lap, P = Crossed Finish Line in Pit Lane, D = Time Disallowed

P5 162 GPF		Darren COOPER		Yamaha TZR250 - Twistgrip Motorcycles		
IDEAL LAP TIME : 1:23.647		BEST LAP TIME : 1:23.850		DIFFERENCE : 0.203		
LAP	SECTOR 1	SECTOR 2	LAP TIME	MPH	DIFF	TIME OF DAY
1 -		29.325	1:27.939	81.01	4.089	15:49:47.386
2 -	54.322	29.528	1:23.850 (1)	84.96		15:51:11.236
3 -	55.049	30.149	1:25.198	83.62	1.348	15:52:36.434
4 -	55.097	29.625	1:24.722 (2)	84.09	0.872	15:54:01.156
5 -	54.913	29.876	1:24.789 (3)	84.02	0.939	15:55:25.945
6 -	56.001	30.195	1:26.196	82.65	2.346	15:56:52.141
7 -	55.535	30.379	1:25.914	82.92	2.064	15:58:18.055
8 -	55.238	29.756	1:24.994	83.82	1.144	15:59:43.049
9 -	55.778	29.948	1:25.726	83.10	1.876	16:01:08.775
10 -	55.458	30.058	1:25.516	83.31	1.666	16:02:34.291

P6 69 MZ		Alexander MANN		MZ TS 250 - HS RACING		
IDEAL LAP TIME : 1:26.426		BEST LAP TIME : 1:26.756		DIFFERENCE : 0.330		
LAP	SECTOR 1	SECTOR 2	LAP TIME	MPH	DIFF	TIME OF DAY
1 -		30.954	1:49.903	64.82	23.147	15:50:09.350
2 -	56.332	31.206	1:27.538	81.38	0.782	15:51:36.888
3 -	57.119	31.268	1:28.387	80.60	1.631	15:53:05.275
4 -	56.371	30.385	1:26.756 (1)	82.12		15:54:32.031
5 -	56.437	30.687	1:27.124 (3)	81.77	0.368	15:55:59.155
6 -	56.828	30.094	1:26.922 (2)	81.96	0.166	15:57:26.077
7 -	56.576	31.135	1:27.711	81.22	0.955	15:58:53.788
8 -	57.466	30.367	1:27.833	81.11	1.077	16:00:21.621
9 -	57.409	30.174	1:27.583	81.34	0.827	16:01:49.204
10 -	56.788	30.493	1:27.281	81.62	0.525	16:03:16.485

P7 85 MZ		Andrew WALES		MZ ETZ250 - Illuminated Design LTD		
IDEAL LAP TIME : 1:26.750		BEST LAP TIME : 1:26.786		DIFFERENCE : 0.036		
LAP	SECTOR 1	SECTOR 2	LAP TIME	MPH	DIFF	TIME OF DAY
1 -		30.738	1:49.840	64.86	23.054	15:50:09.287
2 -	56.411	31.099	1:27.510	81.41	0.724	15:51:36.797
3 -	57.100	30.875	1:27.975	80.98	1.189	15:53:04.772
4 -	56.635	30.716	1:27.351 (3)	81.56	0.565	15:54:32.123
5 -	56.356	30.430	1:26.786 (1)	82.09		15:55:58.909
6 -	56.944	30.404	1:27.348 (2)	81.56	0.562	15:57:26.257
7 -	56.603	30.990	1:27.593	81.33	0.807	15:58:53.850
8 -	56.989	30.619	1:27.608	81.32	0.822	16:00:21.458
9 -	57.212	30.394	1:27.606	81.32	0.820	16:01:49.064
10 -	56.878	31.355	1:28.233	80.74	1.447	16:03:17.297

P8 96 MZ		Chris KENT		MZ ETZ250 -		
IDEAL LAP TIME : 1:28.600		BEST LAP TIME : 1:29.074		DIFFERENCE : 0.474		
LAP	SECTOR 1	SECTOR 2	LAP TIME	MPH	DIFF	TIME OF DAY
1 -		31.223	1:52.002	63.61	22.928	15:50:11.449
2 -	58.043	31.107	1:29.150 (2)	79.91	0.076	15:51:40.599
3 -	57.960	31.211	1:29.171 (3)	79.89	0.097	15:53:09.770
4 -	58.219	30.855	1:29.074 (1)	79.98		15:54:38.844
5 -	58.935	30.640	1:29.575	79.53	0.501	15:56:08.419
6 -	58.557	30.724	1:29.281	79.80	0.207	15:57:37.700
7 -	58.059	31.182	1:29.241	79.83	0.167	15:59:06.941
8 -	58.974	31.040	1:30.014	79.15	0.940	16:00:36.955
9 -	58.651	31.813	1:30.464	78.75	1.390	16:02:07.419

BMCRC - MRO Championships 2023 - Rnd 4 @ Donington Park

Illuminate Design 250MZ & Blue Haze GPF 2-Stroke

RACE 18 - SECTOR ANALYSIS



SECTOR 1 = FL to I1, SECTOR 2 = I1 to FL, DIFF = Difference To Personal Best Lap, P = Crossed Finish Line in Pit Lane, D = Time Disallowed

P9 75 MZ Pete WOODALL			MZ ETZ250 - Online Lubricants			
IDEAL LAP TIME : 1:28.752		BEST LAP TIME : 1:28.934		DIFFERENCE : 0.182		
LAP	SECTOR 1	SECTOR 2	LAP TIME	MPH	DIFF	TIME OF DAY
1 -		31.512	1:52.403	63.38	23.469	15:50:11.850
2 -	57.914	31.255	1:29.169 (3)	79.90	0.235	15:51:41.019
3 -	57.639	31.660	1:29.299	79.78	0.365	15:53:10.318
4 -	57.821	31.113	1:28.934 (1)	80.11		15:54:39.252
5 -	58.338	31.427	1:29.765	79.36	0.831	15:56:09.017
6 -	58.120	31.359	1:29.479	79.62	0.545	15:57:38.496
7 -	57.819	31.157	1:28.976 (2)	80.07	0.042	15:59:07.472
8 -	58.630	31.351	1:29.981	79.17	1.047	16:00:37.453
9 -	58.159	32.058	1:30.217	78.97	1.283	16:02:07.670

P10 13 MZ Gordon RYAN			MZ ETZ250 - Prism Work Psychology			
IDEAL LAP TIME : 1:29.211		BEST LAP TIME : 1:29.211		DIFFERENCE : 0.000		
LAP	SECTOR 1	SECTOR 2	LAP TIME	MPH	DIFF	TIME OF DAY
1 -		31.691	1:53.009	63.04	23.798	15:50:12.456
2 -	57.982	31.229	1:29.211 (1)	79.86		15:51:41.667
3 -	58.919	31.589	1:30.508	78.71	1.297	15:53:12.175
4 -	58.921	31.330	1:30.251 (2)	78.94	1.040	15:54:42.426
5 -	58.865	31.448	1:30.313 (3)	78.88	1.102	15:56:12.739
6 -	59.093	31.788	1:30.881	78.39	1.670	15:57:43.620
7 -	58.722	31.603	1:30.325	78.87	1.114	15:59:13.945
8 -	59.312	31.338	1:30.650	78.59	1.439	16:00:44.595
9 -	58.991	31.727	1:30.718	78.53	1.507	16:02:15.313

P11 8 MZ Rich ASKEW			MZ ETZ250 - L + R Construction			
IDEAL LAP TIME : 1:31.622		BEST LAP TIME : 1:31.852		DIFFERENCE : 0.230		
LAP	SECTOR 1	SECTOR 2	LAP TIME	MPH	DIFF	TIME OF DAY
1 -		32.848	1:56.792	61.00	24.940	15:50:16.239
2 -	1:01.189	33.234	1:34.423	75.45	2.571	15:51:50.662
3 -	1:00.467	32.620	1:33.087	76.53	1.235	15:53:23.749
4 -	1:01.256	32.287	1:33.543	76.16	1.691	15:54:57.292
5 -	1:00.174	33.192	1:33.366	76.30	1.514	15:56:30.658
6 -	1:01.354	32.470	1:33.824	75.93	1.972	15:58:04.482
7 -	59.522	32.330	1:31.852 (1)	77.56		15:59:36.334
8 -	1:00.525	32.142	1:32.667 (3)	76.88	0.815	16:01:09.001
9 -	1:00.450	32.100	1:32.550 (2)	76.98	0.698	16:02:41.551

P12 14 MZ Andy MARKS			MZ ETZ250 - Kingpin Components			
IDEAL LAP TIME : 1:31.647		BEST LAP TIME : 1:31.647		DIFFERENCE : 0.000		
LAP	SECTOR 1	SECTOR 2	LAP TIME	MPH	DIFF	TIME OF DAY
1 -		33.134	1:57.137	60.82	25.490	15:50:16.584
2 -	1:01.390	32.778	1:34.168	75.65	2.521	15:51:50.752
3 -	59.774	32.957	1:32.731	76.83	1.084	15:53:23.483
4 -	1:00.246	32.400	1:32.646 (3)	76.90	0.999	15:54:56.129
5 -	1:00.956	33.668	1:34.624	75.29	2.977	15:56:30.753
6 -	1:00.354	32.318	1:32.672	76.88	1.025	15:58:03.425
7 -	59.416	32.231	1:31.647 (1)	77.74		15:59:35.072
8 -	1:01.323	33.001	1:34.324	75.53	2.677	16:01:09.396
9 -	1:00.129	32.268	1:32.397 (2)	77.10	0.750	16:02:41.793

BMCRC - MRO Championships 2023 - Rnd 4 @ Donington Park

Illuminate Design 250MZ & Blue Haze GPF 2-Stroke

RACE 18 - SECTOR ANALYSIS



SECTOR 1 = FL to I1, SECTOR 2 = I1 to FL, DIFF = Difference To Personal Best Lap, P = Crossed Finish Line in Pit Lane, D = Time Disallowed

P13		7 MZ		John ASHMEAD		MZ ETZ250 -	
IDEAL LAP TIME : 1:33.158		BEST LAP TIME : 1:35.379		DIFFERENCE : 2.221			
LAP	SECTOR 1	SECTOR 2	LAP TIME	MPH	DIFF	TIME OF DAY	
1 -		31.711	1:54.488	62.23	19.109	15:50:13.935	
2 -	1:02.789	34.445	1:37.234	73.27	1.855	15:51:51.169	
3 -	1:01.447	33.932	1:35.379 (1)	74.69		15:53:26.548	
4 -	1:03.438	34.165	1:37.603	72.99	2.224	15:55:04.151	
5 -	1:03.114	32.667	1:35.781 (3)	74.38	0.402	15:56:39.932	
6 -	1:03.486	33.478	1:36.964	73.47	1.585	15:58:16.896	
7 -	1:02.842	33.246	1:36.088	74.14	0.709	15:59:52.984	
8 -	1:04.106	33.172	1:37.278	73.24	1.899	16:01:30.262	
9 -	1:02.768	32.962	1:35.730 (2)	74.42	0.351	16:03:05.992	

P14		56 MZ		Russell TURNER		MZ ETZ250 - TT Racing	
IDEAL LAP TIME : 1:34.147		BEST LAP TIME : 1:34.282		DIFFERENCE : 0.135			
LAP	SECTOR 1	SECTOR 2	LAP TIME	MPH	DIFF	TIME OF DAY	
1 -		33.421	1:59.820	59.46	25.538	15:50:19.267	
2 -	1:01.135	33.147	1:34.282 (1)	75.56		15:51:53.549	
3 -	1:02.565	34.329	1:36.894	73.53	2.612	15:53:30.443	
4 -	1:02.286	33.463	1:35.749	74.40	1.467	15:55:06.192	
5 -	1:02.343	33.012	1:35.355 (2)	74.71	1.073	15:56:41.547	
6 -	1:03.240	33.898	1:37.138	73.34	2.856	15:58:18.685	
7 -	1:02.202	33.313	1:35.515 (3)	74.59	1.233	15:59:54.200	
8 -	1:03.239	33.859	1:37.098	73.37	2.816	16:01:31.298	
9 -	1:03.567	34.146	1:37.713	72.91	3.431	16:03:09.011	

P15		25 GPF		Stephen WIMBLE		Yamah TZR 250 - S.B.W Contractor	
IDEAL LAP TIME : 1:36.164		BEST LAP TIME : 1:36.705		DIFFERENCE : 0.541			
LAP	SECTOR 1	SECTOR 2	LAP TIME	MPH	DIFF	TIME OF DAY	
1 -		33.750	1:41.406	70.25	4.701	15:50:00.853	
2 -	1:03.276	34.560	1:37.836 (3)	72.82	1.131	15:51:38.689	
3 -	1:03.090	35.017	1:38.107	72.62	1.402	15:53:16.796	
4 -	1:03.631	33.074	1:36.705 (1)	73.67		15:54:53.501	
5 -	1:03.117	34.576	1:37.693 (2)	72.92	0.988	15:56:31.194	
6 -	1:07.147	34.842	1:41.989	69.85	5.284	15:58:13.183	
7 -	1:05.721	33.232	1:38.953	72.00	2.248	15:59:52.136	
8 -	1:09.651	33.647	1:43.298	68.97	6.593	16:01:35.434	
9 -	1:06.794	33.572	1:40.366	70.98	3.661	16:03:15.800	

P16		566 MZ		Michael WILBY		MZ ETZ250 - Sziler UK	
IDEAL LAP TIME : 1:36.971		BEST LAP TIME : 1:37.279		DIFFERENCE : 0.308			
LAP	SECTOR 1	SECTOR 2	LAP TIME	MPH	DIFF	TIME OF DAY	
1 -		33.888	2:09.836	54.87	32.557	15:50:29.283	
2 -	1:03.656	34.690	1:38.346 (3)	72.44	1.067	15:52:07.629	
3 -	1:04.347	34.548	1:38.895	72.04	1.616	15:53:46.524	
4 -	1:03.083	34.196	1:37.279 (1)	73.23		15:55:23.803	
5 -	1:05.285	34.610	1:39.895	71.32	2.616	15:57:03.698	
6 -	1:04.632	34.942	1:39.574	71.55	2.295	15:58:43.272	
7 -	1:04.971	35.155	1:40.126	71.15	2.847	16:00:23.398	
8 -	1:04.202	33.966	1:38.168 (2)	72.57	0.889	16:02:01.566	
9 -	1:04.522	34.007	1:38.529	72.31	1.250	16:03:40.095	

BMCRC - MRO Championships 2023 - Rnd 4 @ Donington Park

Illuminate Design 250MZ & Blue Haze GPF 2-Stroke

RACE 18 - SECTOR ANALYSIS



SECTOR 1 = FL to I1, SECTOR 2 = I1 to FL, DIFF = Difference To Personal Best Lap, P = Crossed Finish Line in Pit Lane, D = Time Disallowed

LAP	SECTOR 1	SECTOR 2	LAP TIME	MPH	DIFF	TIME OF DAY
P17 94 MZ Leila WILLIAMS MZ ETZ250 - Illuminated Design LTD						
IDEAL LAP TIME : 1:37.525		BEST LAP TIME : 1:39.738		DIFFERENCE : 2.213		
1 -		33.816	2:03.993	57.45	24.255	15:50:23.440
2 -	1:03.709	36.145	1:39.854 (3)	71.35	0.116	15:52:03.294
3 -	1:04.865	35.526	1:40.391	70.96	0.653	15:53:43.685
4 -	1:05.408	34.436	1:39.844 (2)	71.35	0.106	15:55:23.529
5 -	1:05.117	34.621	1:39.738 (1)	71.43		15:57:03.267
6 -	1:05.687	39.153	1:44.840	67.95	5.102	15:58:48.107
7 -	1:05.708	34.432	1:40.140	71.14	0.402	16:00:28.247
8 -	1:04.971	36.056	1:41.027	70.52	1.289	16:02:09.274
P18 102 MZ Caleb WRIGHT MZ ETZ250 - Clover Investments						
IDEAL LAP TIME : 1:38.039		BEST LAP TIME : 1:38.039		DIFFERENCE : 0.000		
1 -		35.385	2:06.883	56.15	28.844	15:50:26.330
2 -	1:06.200	35.276	1:41.476	70.21	3.437	15:52:07.806
3 -	1:05.122	34.411	1:39.533 (3)	71.58	1.494	15:53:47.339
4 -	1:03.782	34.257	1:38.039 (1)	72.67		15:55:25.378
5 -	1:03.867	34.868	1:38.735 (2)	72.15	0.696	15:57:04.113
6 -	1:04.990	37.090	1:42.080	69.79	4.041	15:58:46.193
P19 66 MZ Graeme LEWIS MZ ETZ250 - Morris Racing Lubricants #MRL & DRD Machining						
IDEAL LAP TIME : 1:32.629		BEST LAP TIME : 1:33.034		DIFFERENCE : 0.405		
1 -		32.358	1:57.417	60.67	24.383	15:50:16.864
2 -	1:00.851	32.887	1:33.738	76.00	0.704	15:51:50.602
3 -	1:00.787	32.508	1:33.295 (2)	76.36	0.261	15:53:23.897
4 -	1:00.801	32.233	1:33.034 (1)	76.58		15:54:56.931
5 -	1:00.396	32.955	1:33.351 (3)	76.32	0.317	15:56:30.282
P20 571 GPF Alan MORETON Suzuki RG500 - Spraytech At Brooklyn Garage						
IDEAL LAP TIME :		BEST LAP TIME :		DIFFERENCE :		
1 -		IN PIT	1:39.789 P	71.39		15:49:59.236
P21 24 MZ Tony PARKER MZ ETZ250 - Cancer Research UK						
IDEAL LAP TIME : 1:35.718		BEST LAP TIME :		DIFFERENCE :		
1 -		33.556	2:00.724	59.01		15:50:20.171
P22 11 MZ Carl CRIPPS MZ ETZ250 - MIS UK LTD						
IDEAL LAP TIME :		BEST LAP TIME :		DIFFERENCE :		
1 -		IN PIT	2:19.119 P	51.21		15:50:38.566

BMCRC - MRO Championships 2023 - Rnd 4 @ Donington Park

Illuminate Design 250MZ & Blue Haze GPF 2-Strokes

RACE 18 - BEST SECTORS

SECTOR 1			SECTOR 2			IDEAL / BEST COMPARISON						
POS	NO	NAME	TIME	NO	NAME	TIME	POS	NO	NAME	IDEAL	BEST	DIFF
1	28	McCARTER	52.230	28	McCARTER	28.090	1	28	McCARTER	1:20.320	1:20.597	0.277
2	110	HAIGH	52.787	247	HEALEY	28.239	2	110	HAIGH	1:21.129	1:21.660	0.531
3	18	BALL	52.790	110	HAIGH	28.342	3	247	HEALEY	1:21.234	1:21.514	0.280
4	247	HEALEY	52.995	18	BALL	28.478	4	18	BALL	1:21.268	1:21.272	0.004
5	162	COOPER	54.322	162	COOPER	29.325	5	162	COOPER	1:23.647	1:23.850	0.203
6	69	MANN	56.332	69	MANN	30.094	6	69	MANN	1:26.426	1:26.756	0.330
7	85	WALES	56.356	85	WALES	30.394	7	85	WALES	1:26.750	1:26.786	0.036
8	75	WOODALL	57.639	96	KENT	30.640	8	96	KENT	1:28.600	1:29.074	0.474
9	96	KENT	57.960	75	WOODALL	31.113	9	75	WOODALL	1:28.752	1:28.934	0.182
10	13	RYAN	57.982	13	RYAN	31.229	10	13	RYAN	1:29.211	1:29.211	0.000
11	14	MARKS	59.416	7	ASHMEAD	31.711	11	8	ASKEW	1:31.622	1:31.852	0.230
12	8	ASKEW	59.522	8	ASKEW	32.100	12	14	MARKS	1:31.647	1:31.647	0.000
13	66	LEWIS	1:00.396	14	MARKS	32.231	13	66	LEWIS	1:32.629	1:33.034	0.405
14	56	TURNER	1:01.135	66	LEWIS	32.233	14	7	ASHMEAD	1:33.158	1:35.379	2.221
15	7	ASHMEAD	1:01.447	56	TURNER	33.012	15	56	TURNER	1:34.147	1:34.282	0.135
16	24	PARKER	1:02.162	25	WIMBLE	33.074	16	24	PARKER	1:35.718		
17	566	WILBY	1:03.083	24	PARKER	33.556	17	25	WIMBLE	1:36.164	1:36.705	0.541
18	25	WIMBLE	1:03.090	94	WILLIAMS	33.816	18	566	WILBY	1:36.971	1:37.279	0.308
19	94	WILLIAMS	1:03.709	566	WILBY	33.888	19	94	WILLIAMS	1:37.525	1:39.738	2.213
20	102	WRIGHT	1:03.782	102	WRIGHT	34.257	20	102	WRIGHT	1:38.039	1:38.039	0.000
21							21	571	MORETON			
22							22	11	CRIPPS			

BMCRC - MRO Championships 2023 - Rnd 4 @ Donington Park

Illuminate Design 250MZ & Blue Haze GPF 2-Stroke

RACE 18 - STATISTICS

Competitors Started	22
Planned Start	2023-06-04 @ 15:50:00.000
Actual Start	2023-06-04 @ 15:48:19.446
Finish Time	2023-06-04 @ 16:02:03.084
Track Length	1.9790mi.
Total Laps	173
Total Distance Covered	342.3786mi.

Session Fastest Lap History

NO	CL	NAME	LAP TIME	TIME OF DAY	LAP	VEHICLE
247	GPF	Lee HEALEY	1:21.960	15:51:06.021	2	Suzuki VJ22
28	GPF	Liam McCARTER	1:20.597	15:51:06.236	2	Yamaha TZR

Session Leader History

NO	CL	NAME	FROM LAP	LAPS LED	DISTANCE	VEHICLE
247	GPF	Lee HEALEY	1	2	3.92 miles	Suzuki VJ22
28	GPF	Liam McCARTER	3	8	15.83 miles	Yamaha TZR

Flag History

TYPE	TIME OF DAY
GREEN	15:48:19.446
FINISH	16:02:03.084

Flag Statistics

TYPE	COUNT	TOTAL LAPS	TOTAL TIME
Green	1	10	15:25.903
Red	0	0	0.000
Safety Car	0	0	0.000
FCY	0	0	0.000

BMCRC - MRO Championships 2023 - Rnd 4 @ Donington Park

Illuminate Design 250MZ & Blue Haze GPF 2-Stroke

RACE 18 - STATISTICS

CLASS : GPF

7 Starters

Fastest Lap History

NO	NAME	LAP TIME	TIME OF DAY	LAP	VEHICLE
247	Lee HEALEY	1:21.960	15:51:06.021	2	Suzuki VJ22
28	Liam McCARTER	1:20.597	15:51:06.236	2	Yamaha TZR

Leader History

NO	NAME	FROM LAP	LAPS LED	DISTANCE	VEHICLE
247	Lee HEALEY	1	2	3.92 miles	Suzuki VJ22
28	Liam McCARTER	3	8	15.83 miles	Yamaha TZR

BMCRC - MRO Championships 2023 - Rnd 4 @ Donington Park

Illuminate Design 250MZ & Blue Haze GPF 2-Stroke

RACE 18 - STATISTICS

CLASS : MZ

15 Starters

Fastest Lap History

NO	NAME	LAP TIME	TIME OF DAY	LAP	VEHICLE
85	Andrew WALES	1:27.510	15:51:36.826	2	MZ ETZ250
69	Alexander MANN	1:26.756	15:54:32.062	4	MZ TS 250

Leader History

NO	NAME	FROM LAP	LAPS LED	DISTANCE	VEHICLE
85	Andrew WALES	1	3	5.89 miles	MZ ETZ250
69	Alexander MANN	4	1	1.97 miles	MZ TS 250
85	Andrew WALES	5	1	1.97 miles	MZ ETZ250
69	Alexander MANN	6	2	3.95 miles	MZ TS 250
85	Andrew WALES	8	2	3.95 miles	MZ ETZ250
69	Alexander MANN	10	1	1.97 miles	MZ TS 250

PART
MOTORSPORT

Helix
Homes

GF RACING UK 



INTA
MOTORCYCLE SERVICES LTD

BMCRC FORMULA 400 & INTA MOTORCYCLES BLUE HAZE GP



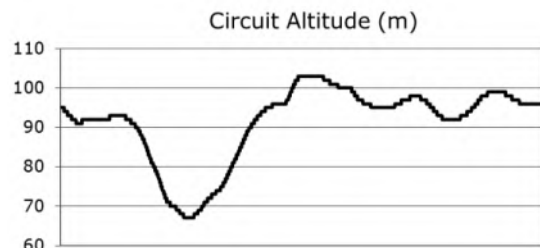
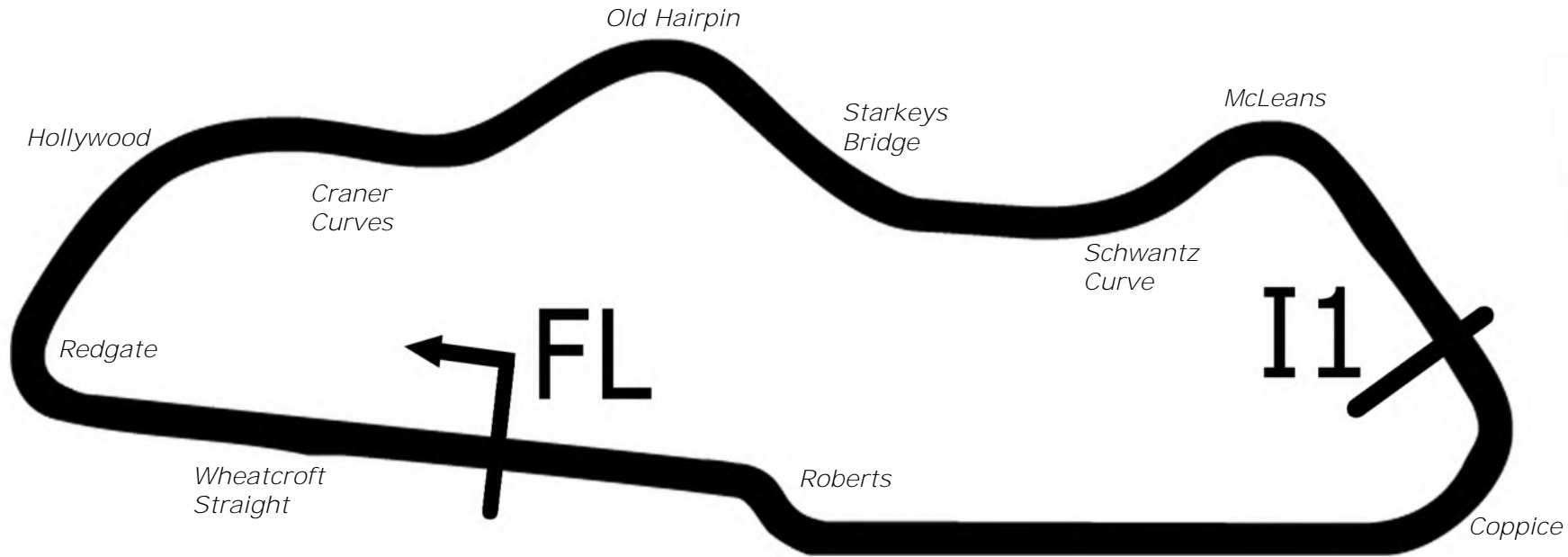
BMCRC-MRO Championships - Round 4
Donington Park National
3rd / 4th June 2023



Timing & Results Provided by Timing Solutions Ltd

www.tsl-timing.com

Donington Park National



Length	1.9790 miles	3185.0 m	
FL		52.82971 N	1.37867 W
I1	2096m	52.82978 N	1.36508 W
Pit Entry	3100m	52.82951 N	1.37832 W
Pit Exit	229m after FL	52.82996 N	1.38205 W
Pit Entry-Pit Exit 256m, 18.4s @50kph, 15.3s @60kph			

All results available at www.tsl-timing.com

BMCRC - MRO Championships 2023 - Rnd 4 @ Donington Park
BMCRC Formula 400 & INTA Motorcycles Blue Haze GP 2-Stokes
QUALIFYING - CLASSIFICATION

POS	NO	CL	PIC NAME	ENTRY	TIME	ON	LAPS	GAP	DIFF	MPH
1	20	GP	1 Gavin MILLS	Honda RS - Reg Richardson Racing	1:14.865	6	8			95.16
2	43	GP	2 Frank SWAIN	Honda RS250NX5 - Fincham's Two Strokes	1:16.735	6	8	1.870	1.870	92.84
3	75	GP	3 Anthony JOHNSON	Yamaha TZ250 - Paul Toland / INTA Motorcycles	1:18.002	3	3	3.137	1.267	91.33
4	71	GP	4 Bruce DUNN	Yamaha TZ250 - Bilstein UK	1:18.849	3	7	3.984	0.847	90.35
5	9	M	1 Calvin KELLY	Kawasaki NINJA 400 -	1:19.289	6	7	4.424	0.440	89.85
6	13	GP	5 Doug EDMONDSON	Yamaha TZ250 - Stan Stephens Tuning	1:19.472	8	8	4.607	0.183	89.64
7	22	GP	6 Rik BALLERINI	Suzuki RG500 - SCLS LTD, CAMBRIDGE MC, GECKO	1:19.551	8	8	4.686	0.079	89.56
8	2	M	2 Andy GILL	Kawasaki ZXR400 -	1:19.750	5	8	4.885	0.199	89.33
9	25	M	3 Haydon SMITH	Kawasaki ZXR400 - HI-Precision Engineering Ltd	1:19.897	6	8	5.032	0.147	89.17
10	3	GP	7 Tom BARRETT	Honda RS250 -	1:20.069	8	8	5.204	0.172	88.98
11	151	S	1 Nick SMITH	Kawasaki ZXR400 - HI-Precision Engineering Ltd	1:20.151	6	8	5.286	0.082	88.89
12	39	S	2 Aaron MONK	Kawasaki NINJA 400 - flyaspitfire.co.uk	1:20.686	6	8	5.821	0.535	88.30
13	16	S	3 Alan MAJOR	Kawasaki ZXR400 - Major Performance Developments	1:21.022	6	8	6.157	0.336	87.93
14	55	GP	8 Peter FELL	Honda RS250NX5 -	1:21.683	7	7	6.818	0.661	87.22
15	157	S	4 Geoff MOOK	Yamaha TZR 250 -	1:21.845	8	8	6.980	0.162	87.05
16	65	M	4 Andrew MOXON	Aprilia RS 250 - Vanguard Motorsport Uckfield + DART	1:22.120	7	8	7.255	0.275	86.75
17	90	S	5 Steve RAPA	Honda RVF400 (BRUCE) - My Own Fair Hands	1:23.298	5	5	8.433	1.178	85.53
18	115	S/R	1 Jake DONKERSLEY	Honda VFR400 NC30 -	1:23.625	6	7	8.760	0.327	85.19
19	110	S	6 Mark HAIGH	Aprilia RS250 - Chesterfield CarClinic/The Tuning Work	1:24.510	6	7	9.645	0.885	84.30
20	247	S	7 Lee HEALEY	Honda NC30 - Specialised Welding and Fabrications	1:24.999	5	7	10.134	0.489	83.82
21	477	S	8 Kade WATT	Kawasaki NINJA 400 - JMF Contracts	1:26.065	7	7	11.200	1.066	82.78
22	7	M	5 Roy DEWHURST	Kawasaki ZXR 400 - Dawn	1:27.906	5	7	13.041	1.841	81.04
23	24	S	9 Harley GODZISZ	Honda NC30 - SonicRacing.co.uk	1:27.951	4	4	13.086	0.045	81.00
24	199	GP	9 Michael FROST	Yamaha TZ250 4DP -	1:28.547	4	5	13.682	0.596	80.46
25	21	GP	10 Stuart THURTL	Spondon Yamaha TZ250 - TeamTortoise Racing	1:28.615	5	7	13.750	0.068	80.39
26	97	S	10 Nicholas TAIG	Honda VFR400 NC30 - RST, Bell Helmets UK	1:28.718	5	7	13.853	0.103	80.30
27	99	M	6 Jack WOLFF	Kawasaki NINJA 300 - Nym Technologies Racing	1:29.454	3	7	14.589	0.736	79.64
28	17	R	1 Freddie BATE	Kawasaki NINJA 300 - hartjay	1:31.917	4	5	17.052	2.463	77.51
29	89	M	7 Phil ZANUTTO	Kawasaki ZXR400 - Westend garage	1:37.952	6	6	23.087	6.035	72.73
30	83	S	11 Peter GIBSON	Honda VFR400 -	1:39.908	3	3	25.043	1.956	71.31
31	88	S/R	2 Florentin Valentin STANCIU	Kawasaki ZXR400 - RAP Racing Team			1			
32	101	S/R	3 Francesco ROSSATO	Kawasaki ZXR400 - RAP Racing Team			0			

Weather / Track : Bright / Dry

These results are provisional until the conclusion of any judicial and technical matters.

Donington Park National: 1.9790 miles
 Date: 03/06/2023 Start: 09:12 Finish: 09:22

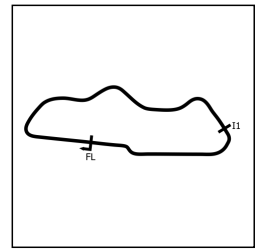
Clerk Of Course :	Stewards :	Timekeeper : Richard Evans
-------------------	------------	----------------------------

Results can be found at www.tsl-timing.com

Printed - 09:24 Saturday, 03 June 2023



BMCRC - MRO Championships 2023 - Rnd 4 @ Donington Park
BMCRC Formula 400 & INTA Motorcycles Blue Haze GP 2-Stokes
QUALIFYING - SECTOR ANALYSIS



SECTOR 1 = FL to I1, SECTOR 2 = I1 to FL, DIFF = Difference To Personal Best Lap, P = Crossed Finish Line in Pit Lane, D = Time Disallowed

P1 20 GP		Gavin MILLS		Honda RS - Reg Richardson Racing			
IDEAL LAP TIME : 1:14.489		BEST LAP TIME : 1:14.865		DIFFERENCE : 0.376			
LAP	SECTOR 1	SECTOR 2	LAP TIME	MPH	DIFF	TIME OF DAY	
1 -	54.077	27.680	1:21.757	87.14	6.892	09:14:11.154	
2 -	49.285	27.032	1:16.317	93.35	1.452	09:15:27.471	
3 -	48.995	26.807	1:15.802	93.99	0.937	09:16:43.273	
4 -	48.372	26.654	1:15.026 (3)	94.96	0.161	09:17:58.299	
5 -	48.625	26.255	1:14.880 (2)	95.14	0.015	09:19:13.179	
6 -	48.234	26.631	1:14.865 (1)	95.16		09:20:28.044	
7 -	49.753	28.900	1:18.653	90.58	3.788	09:21:46.697	
8 -	51.592	27.123	1:18.715	90.51	3.850	09:23:05.412	

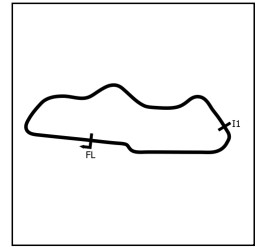
P2 43 GP		Frank SWAIN		Honda RS250NX5 - Fincham's Two Strokes			
IDEAL LAP TIME : 1:16.734		BEST LAP TIME : 1:16.735		DIFFERENCE : 0.001			
LAP	SECTOR 1	SECTOR 2	LAP TIME	MPH	DIFF	TIME OF DAY	
1 -	55.348	27.736	1:23.084	85.75	6.349	09:13:53.382	
2 -	50.193	27.438	1:17.631	91.77	0.896	09:15:11.013	
3 -	50.073	27.206	1:17.279 (3)	92.19	0.544	09:16:28.292	
4 -	50.031	27.151	1:17.182 (2)	92.30	0.447	09:17:45.474	
5 -	49.703	27.708	1:17.411	92.03	0.676	09:19:02.885	
6 -	49.583	27.152	1:16.735 (1)	92.84		09:20:19.620	
7 -	52.005	27.445	1:19.450	89.67	2.715	09:21:39.070	
8 -	50.563	27.293	1:17.856	91.51	1.121	09:22:56.926	

P3 75 GP		Anthony JOHNSON		Yamaha TZ250 - Paul Toland / INTA Motorcycles			
IDEAL LAP TIME : 1:17.575		BEST LAP TIME : 1:18.002		DIFFERENCE : 0.427			
LAP	SECTOR 1	SECTOR 2	LAP TIME	MPH	DIFF	TIME OF DAY	
1 -	54.411	28.293	1:22.704 (3)	86.14	4.702	09:13:58.422	
2 -	51.395	27.709	1:19.104 (2)	90.06	1.102	09:15:17.526	
3 -	49.866	28.136	1:18.002 (1)	91.33		09:16:35.528	

P4 71 GP		Bruce DUNN		Yamaha TZ250 - Bilstein UK			
IDEAL LAP TIME : 1:18.763		BEST LAP TIME : 1:18.849		DIFFERENCE : 0.086			
LAP	SECTOR 1	SECTOR 2	LAP TIME	MPH	DIFF	TIME OF DAY	
1 -	54.501	28.681	1:23.182	85.65	4.333	09:13:57.168	
2 -	52.712	28.069	1:20.781	88.19	1.932	09:15:17.949	
3 -	51.095	27.754	1:18.849 (1)	90.35		09:16:36.798	
4 -	51.612	28.431	1:20.043	89.01	1.194	09:17:56.841	
5 -	51.544	27.668	1:19.212 (2)	89.94	0.363	09:19:16.053	
6 -	51.606	27.729	1:19.335 (3)	89.80	0.486	09:20:35.388	
7 -	52.814	28.811	1:21.625	87.28	2.776	09:21:57.013	

P5 9 M		Kalvin KELLY		Kawasaki NINJA 400 -			
IDEAL LAP TIME : 1:19.289		BEST LAP TIME : 1:19.289		DIFFERENCE : 0.000			
LAP	SECTOR 1	SECTOR 2	LAP TIME	MPH	DIFF	TIME OF DAY	
1 -	OUTLAP	28.749	1:36.715	73.66	17.426	09:15:22.809	
2 -	51.775	28.374	1:20.149	88.89	0.860	09:16:42.958	
3 -	53.005	28.868	1:21.873	87.02	2.584	09:18:04.831	
4 -	52.831	28.206	1:21.037	87.91	1.748	09:19:25.868	
5 -	51.620	27.886	1:19.506 (2)	89.61	0.217	09:20:45.374	
6 -	51.404	27.885	1:19.289 (1)	89.85		09:22:04.663	
7 -	52.241	27.889	1:20.130 (3)	88.91	0.841	09:23:24.793	

BMCRC - MRO Championships 2023 - Rnd 4 @ Donington Park
BMCRC Formula 400 & INTA Motorcycles Blue Haze GP 2-Stokes
QUALIFYING - SECTOR ANALYSIS



SECTOR 1 = FL to I1, SECTOR 2 = I1 to FL, DIFF = Difference To Personal Best Lap, P = Crossed Finish Line in Pit Lane, D = Time Disallowed

P6 13 GP		Doug EDMONDSON		Yamaha TZ250 - Stan Stephens Tuning			
IDEAL LAP TIME : 1:19.433		BEST LAP TIME : 1:19.472		DIFFERENCE : 0.039			
LAP	SECTOR 1	SECTOR 2	LAP TIME	MPH	DIFF	TIME OF DAY	
1 -	57.979	30.493	1:28.472	80.52	9.000	09:14:03.155	
2 -	54.280	28.962	1:23.242	85.58	3.770	09:15:26.397	
3 -	53.415	28.658	1:22.073	86.80	2.601	09:16:48.470	
4 -	53.186	29.162	1:22.348	86.51	2.876	09:18:10.818	
5 -	52.422	29.244	1:21.666 (3)	87.24	2.194	09:19:32.484	
6 -	51.856	28.306	1:20.162 (2)	88.87	0.690	09:20:52.646	
7 -	53.972	28.859	1:22.831	86.01	3.359	09:22:15.477	
8 -	51.127	28.345	1:19.472 (1)	89.64		09:23:34.949	

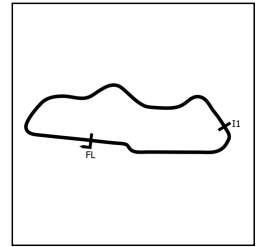
P7 22 GP		Rik BALLERINI		Suzuki RG500 - SCLS LTD, CAMBRIDGE MC, GECKO RACING			
IDEAL LAP TIME : 1:19.405		BEST LAP TIME : 1:19.551		DIFFERENCE : 0.146			
LAP	SECTOR 1	SECTOR 2	LAP TIME	MPH	DIFF	TIME OF DAY	
1 -	58.391	29.891	1:28.282	80.70	8.731	09:14:07.153	
2 -	53.537	29.559	1:23.096	85.73	3.545	09:15:30.249	
3 -	53.370	28.865	1:22.235	86.63	2.684	09:16:52.484	
4 -	53.888	28.690	1:22.578	86.27	3.027	09:18:15.062	
5 -	51.842	28.706	1:20.548 (3)	88.45	0.997	09:19:35.610	
6 -	51.995	27.737	1:19.732 (2)	89.35	0.181	09:20:55.342	
7 -	51.981	28.733	1:20.714	88.27	1.163	09:22:16.056	
8 -	51.668	27.883	1:19.551 (1)	89.56		09:23:35.607	

P8 2 M		Andy GILL		Kawasaki ZXR400 -			
IDEAL LAP TIME : 1:19.416		BEST LAP TIME : 1:19.750		DIFFERENCE : 0.334			
LAP	SECTOR 1	SECTOR 2	LAP TIME	MPH	DIFF	TIME OF DAY	
1 -	56.958	29.819	1:26.777	82.10	7.027	09:13:56.540	
2 -	53.086	29.232	1:22.318	86.55	2.568	09:15:18.858	
3 -	52.689	28.164	1:20.853	88.11	1.103	09:16:39.711	
4 -	52.171	27.890	1:20.061	88.99	0.311	09:17:59.772	
5 -	51.739	28.011	1:19.750 (1)	89.33		09:19:19.522	
6 -	51.873	28.136	1:20.009	89.04	0.259	09:20:39.531	
7 -	51.526	28.252	1:19.778 (2)	89.30	0.028	09:21:59.309	
8 -	51.871	28.063	1:19.934 (3)	89.13	0.184	09:23:19.243	

P9 25 M		Haydon SMITH		Kawasaki ZXR400 - HI-Precision Engineering Ltd			
IDEAL LAP TIME : 1:19.608		BEST LAP TIME : 1:19.897		DIFFERENCE : 0.289			
LAP	SECTOR 1	SECTOR 2	LAP TIME	MPH	DIFF	TIME OF DAY	
1 -	56.701	29.629	1:26.330	82.52	6.433	09:13:57.626	
2 -	53.601	28.435	1:22.036	86.84	2.139	09:15:19.662	
3 -	53.510	28.649	1:22.159	86.71	2.262	09:16:41.821	
4 -	53.776	28.904	1:22.680	86.17	2.783	09:18:04.501	
5 -	53.932	28.034	1:21.966	86.92	2.069	09:19:26.467	
6 -	51.875	28.022	1:19.897 (1)	89.17		09:20:46.364	
7 -	52.185	27.733	1:19.918 (2)	89.14	0.021	09:22:06.282	
8 -	53.160	27.911	1:21.071 (3)	87.88	1.174	09:23:27.353	

P10 3 GP		Tom BARRETT		Honda RS250 -			
IDEAL LAP TIME : 1:19.821		BEST LAP TIME : 1:20.069		DIFFERENCE : 0.248			
LAP	SECTOR 1	SECTOR 2	LAP TIME	MPH	DIFF	TIME OF DAY	
1 -	1:00.348	31.251	1:31.599	77.78	11.530	09:14:08.240	
2 -	53.486	29.156	1:22.642	86.21	2.573	09:15:30.882	
3 -	52.979	29.025	1:22.004	86.88	1.935	09:16:52.886	
4 -	54.031	29.103	1:23.134	85.70	3.065	09:18:16.020	
5 -	51.684	29.038	1:20.722	88.26	0.653	09:19:36.742	
6 -	51.568	28.570	1:20.138 (2)	88.90	0.069	09:20:56.880	
7 -	51.847	28.511	1:20.358 (3)	88.66	0.289	09:22:17.238	
8 -	51.816	28.253	1:20.069 (1)	88.98		09:23:37.307	

BMCRC - MRO Championships 2023 - Rnd 4 @ Donington Park
BMCRC Formula 400 & INTA Motorcycles Blue Haze GP 2-Stokes
QUALIFYING - SECTOR ANALYSIS



SECTOR 1 = FL to I1, SECTOR 2 = I1 to FL, DIFF = Difference To Personal Best Lap, P = Crossed Finish Line in Pit Lane, D = Time Disallowed

P11 151 S		Nick SMITH		Kawasaki ZXR400 - Hi-Precision Engineering Ltd			
IDEAL LAP TIME : 1:20.151		BEST LAP TIME : 1:20.151		DIFFERENCE : 0.000			
LAP	SECTOR 1	SECTOR 2	LAP TIME	MPH	DIFF	TIME OF DAY	
1 -	54.899	28.434	1:23.333	85.49	3.182	09:13:59.856	
2 -	52.109	28.815	1:20.924 (3)	88.04	0.773	09:15:20.780	
3 -	52.600	28.673	1:21.273	87.66	1.122	09:16:42.053	
4 -	53.632	29.317	1:22.949	85.89	2.798	09:18:05.002	
5 -	54.399	29.506	1:23.905	84.91	3.754	09:19:28.907	
6 -	52.004	28.147	1:20.151 (1)	88.89		09:20:49.058	
7 -	52.203	28.597	1:20.800 (2)	88.17	0.649	09:22:09.858	
8 -	52.558	29.147	1:21.705	87.19	1.554	09:23:31.563	

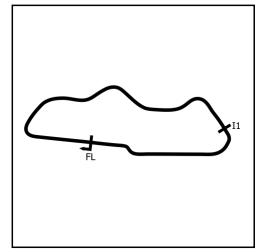
P12 39 S		Aaron MONK		Kawasaki NINJA 400 - flyaspitfire.co.uk			
IDEAL LAP TIME : 1:20.686		BEST LAP TIME : 1:20.686		DIFFERENCE : 0.000			
LAP	SECTOR 1	SECTOR 2	LAP TIME	MPH	DIFF	TIME OF DAY	
1 -	56.315	30.205	1:26.520	82.34	5.834	09:13:57.249	
2 -	54.331	29.607	1:23.938	84.87	3.252	09:15:21.187	
3 -	52.716	28.715	1:21.431	87.49	0.745	09:16:42.618	
4 -	53.488	29.526	1:23.014	85.82	2.328	09:18:05.632	
5 -	53.058	29.051	1:22.109	86.77	1.423	09:19:27.741	
6 -	52.133	28.553	1:20.686 (1)	88.30		09:20:48.427	
7 -	52.441	28.600	1:21.041 (2)	87.91	0.355	09:22:09.468	
8 -	52.561	28.567	1:21.128 (3)	87.81	0.442	09:23:30.596	

P13 16 S		Alan MAJOR		Kawasaki ZXR400 - Major Performance Developments			
IDEAL LAP TIME : 1:20.863		BEST LAP TIME : 1:21.022		DIFFERENCE : 0.159			
LAP	SECTOR 1	SECTOR 2	LAP TIME	MPH	DIFF	TIME OF DAY	
1 -	57.477	30.139	1:27.616	81.31	6.594	09:14:03.963	
2 -	53.765	29.066	1:22.831	86.01	1.809	09:15:26.794	
3 -	53.540	28.483	1:22.023	86.86	1.001	09:16:48.817	
4 -	54.469	28.556	1:23.025	85.81	2.003	09:18:11.842	
5 -	52.884	28.560	1:21.444 (2)	87.47	0.422	09:19:33.286	
6 -	52.714	28.308	1:21.022 (1)	87.93		09:20:54.308	
7 -	52.827	29.029	1:21.856	87.03	0.834	09:22:16.164	
8 -	52.555	28.964	1:21.519 (3)	87.39	0.497	09:23:37.683	

P14 55 GP		Peter FELL		Honda RS250NX5 -			
IDEAL LAP TIME : 1:21.430		BEST LAP TIME : 1:21.683		DIFFERENCE : 0.253			
LAP	SECTOR 1	SECTOR 2	LAP TIME	MPH	DIFF	TIME OF DAY	
1 -	1:03.063	31.016	1:34.079	75.73	12.396	09:14:15.019	
2 -	57.486	29.369	1:26.855	82.02	5.172	09:15:41.874	
3 -	56.057	28.277	1:24.334	84.48	2.651	09:17:06.208	
4 -	54.715	28.458	1:23.173	85.66	1.490	09:18:29.381	
5 -	53.867	28.235	1:22.102 (2)	86.77	0.419	09:19:51.483	
6 -	53.195	29.524	1:22.719 (3)	86.13	1.036	09:21:14.202	
7 -	53.234	28.449	1:21.683 (1)	87.22		09:22:35.885	

P15 157 S		Geoff MOOK		Yamaha TZR 250 -			
IDEAL LAP TIME : 1:21.527		BEST LAP TIME : 1:21.845		DIFFERENCE : 0.318			
LAP	SECTOR 1	SECTOR 2	LAP TIME	MPH	DIFF	TIME OF DAY	
1 -	58.337	30.926	1:29.263	79.81	7.418	09:14:04.525	
2 -	54.514	29.599	1:24.113	84.70	2.268	09:15:28.638	
3 -	53.626	29.157	1:22.783	86.06	0.938	09:16:51.421	
4 -	54.197	30.357	1:24.554	84.26	2.709	09:18:15.975	
5 -	53.777	28.957	1:22.734	86.11	0.889	09:19:38.709	
6 -	53.620	28.540	1:22.160 (3)	86.71	0.315	09:21:00.869	
7 -	53.128	28.818	1:21.946 (2)	86.94	0.101	09:22:22.815	
8 -	52.987	28.858	1:21.845 (1)	87.05		09:23:44.660	

BMCRC - MRO Championships 2023 - Rnd 4 @ Donington Park
BMCRC Formula 400 & INTA Motorcycles Blue Haze GP 2-Stokes
QUALIFYING - SECTOR ANALYSIS



SECTOR 1 = FL to I1, SECTOR 2 = I1 to FL, DIFF = Difference To Personal Best Lap, P = Crossed Finish Line in Pit Lane, D = Time Disallowed

P16 65 M		Andrew MOXON		Aprilia RS 250 - Vanguard Motorsport Uckfield + DART Motorspx			
IDEAL LAP TIME : 1:21.836		BEST LAP TIME : 1:22.120		DIFFERENCE : 0.284			
LAP	SECTOR 1	SECTOR 2	LAP TIME	MPH	DIFF	TIME OF DAY	
1 -	59.382	30.526	1:29.908	79.24	7.788	09:14:03.799	
2 -	54.707	29.198	1:23.905	84.91	1.785	09:15:27.704	
3 -	54.092	29.030	1:23.122	85.71	1.002	09:16:50.826	
4 -	54.026	28.975	1:23.001	85.83	0.881	09:18:13.827	
5 -	53.126	29.702	1:22.828 (3)	86.01	0.708	09:19:36.655	
6 -	53.992	29.176	1:23.168	85.66	1.048	09:20:59.823	
7 -	53.410	28.710	1:22.120 (1)	86.75		09:22:21.943	
8 -	53.266	28.992	1:22.258 (2)	86.61	0.138	09:23:44.201	

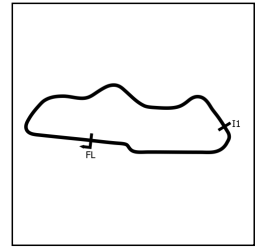
P17 90 S		Steve RAPA		Honda RVF400 (BRUCE) - My Own Fair Hands			
IDEAL LAP TIME : 1:23.298		BEST LAP TIME : 1:23.298		DIFFERENCE : 0.000			
LAP	SECTOR 1	SECTOR 2	LAP TIME	MPH	DIFF	TIME OF DAY	
1 -	OUTLAP	30.473	1:51.301	64.01	28.003	09:18:15.693	
2 -	55.009	29.794	1:24.803 (3)	84.01	1.505	09:19:40.496	
3 -	55.615	29.584	1:25.199	83.62	1.901	09:21:05.695	
4 -	54.962	29.221	1:24.183 (2)	84.63	0.885	09:22:29.878	
5 -	54.140	29.158	1:23.298 (1)	85.53		09:23:53.176	

P18 115 S/R		Jake DONKERSLEY		Honda VFR400 NC30 -			
IDEAL LAP TIME : 1:23.625		BEST LAP TIME : 1:23.625		DIFFERENCE : 0.000			
LAP	SECTOR 1	SECTOR 2	LAP TIME	MPH	DIFF	TIME OF DAY	
1 -	1:01.714	31.493	1:33.207	76.43	9.582	09:14:17.056	
2 -	57.659	29.680	1:27.339	81.57	3.714	09:15:44.395	
3 -	54.828	29.854	1:24.682 (3)	84.13	1.057	09:17:09.077	
4 -	54.606	30.274	1:24.880	83.93	1.255	09:18:33.957	
5 -	55.036	29.374	1:24.410 (2)	84.40	0.785	09:19:58.367	
6 -	54.496	29.129	1:23.625 (1)	85.19		09:21:21.992	
7 -	1:00.062	33.921	1:33.983	75.80	10.358	09:22:55.975	

P19 110 S		Mark HAIGH		Aprilia RS250 - Chesterfield CarClinic/The Tuning Works			
IDEAL LAP TIME : 1:24.434		BEST LAP TIME : 1:24.510		DIFFERENCE : 0.076			
LAP	SECTOR 1	SECTOR 2	LAP TIME	MPH	DIFF	TIME OF DAY	
1 -	1:02.793	31.684	1:34.477	75.41	9.967	09:14:13.509	
2 -	57.528	30.277	1:27.805	81.14	3.295	09:15:41.314	
3 -	56.089	29.863	1:25.952	82.89	1.442	09:17:07.266	
4 -	55.179	30.228	1:25.407	83.41	0.897	09:18:32.673	
5 -	55.038	29.481	1:24.519 (2)	84.29	0.009	09:19:57.192	
6 -	55.114	29.396	1:24.510 (1)	84.30		09:21:21.702	
7 -	55.503	29.412	1:24.915 (3)	83.90	0.405	09:22:46.617	

P20 247 S		Lee HEALEY		Honda NC30 - Specialised Welding and Fabrications			
IDEAL LAP TIME : 1:24.791		BEST LAP TIME : 1:24.999		DIFFERENCE : 0.208			
LAP	SECTOR 1	SECTOR 2	LAP TIME	MPH	DIFF	TIME OF DAY	
1 -	1:02.171	32.432	1:34.603	75.31	9.604	09:14:13.154	
2 -	57.425	31.211	1:28.636	80.38	3.637	09:15:41.790	
3 -	56.594	31.166	1:27.760	81.18	2.761	09:17:09.550	
4 -	56.507	30.395	1:26.902	81.98	1.903	09:18:36.452	
5 -	55.317	29.682	1:24.999 (1)	83.82		09:20:01.451	
6 -	55.800	29.474	1:25.274 (2)	83.54	0.275	09:21:26.725	
7 -	55.668	30.202	1:25.870 (3)	82.97	0.871	09:22:52.595	

BMCRC - MRO Championships 2023 - Rnd 4 @ Donington Park
BMCRC Formula 400 & INTA Motorcycles Blue Haze GP 2-Stokes
QUALIFYING - SECTOR ANALYSIS



SECTOR 1 = FL to I1, SECTOR 2 = I1 to FL, DIFF = Difference To Personal Best Lap, P = Crossed Finish Line in Pit Lane, D = Time Disallowed

P21 477 S		Kade WATT		Kawasaki NINJA 400 - JMF Contracts		
IDEAL LAP TIME : 1:25.685		BEST LAP TIME : 1:26.065		DIFFERENCE : 0.380		
LAP	SECTOR 1	SECTOR 2	LAP TIME	MPH	DIFF	TIME OF DAY
1 -	1:03.269	32.524	1:35.793	74.37	9.728	09:14:21.593
2 -	57.654	31.288	1:28.942	80.10	2.877	09:15:50.535
3 -	56.365	30.879	1:27.244	81.66	1.179	09:17:17.779
4 -	56.942	30.814	1:27.756	81.18	1.691	09:18:45.535
5 -	56.112	30.369	1:26.481 (2)	82.38	0.416	09:20:12.016
6 -	56.229	30.483	1:26.712 (3)	82.16	0.647	09:21:38.728
7 -	55.316	30.749	1:26.065 (1)	82.78		09:23:04.793

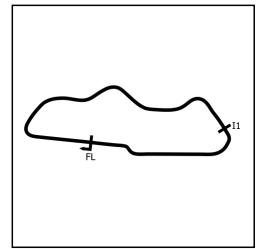
P22 7 M		Roy DEWHURST		Kawasaki ZXR 400 - Dawn		
IDEAL LAP TIME : 1:27.486		BEST LAP TIME : 1:27.906		DIFFERENCE : 0.420		
LAP	SECTOR 1	SECTOR 2	LAP TIME	MPH	DIFF	TIME OF DAY
1 -	1:03.875	31.948	1:35.823	74.35	7.917	09:14:22.346
2 -	58.928	31.274	1:30.202	78.98	2.296	09:15:52.548
3 -	58.666	31.043	1:29.709	79.41	1.803	09:17:22.257
4 -	57.203	31.042	1:28.245 (3)	80.73	0.339	09:18:50.502
5 -	57.623	30.283	1:27.906 (1)	81.04		09:20:18.408
6 -	57.634	30.390	1:28.024 (2)	80.93	0.118	09:21:46.432
7 -	57.696	30.571	1:28.267	80.71	0.361	09:23:14.699

P23 24 S		Harley GODZISZ		Honda NC30 - SonicRacing.co.uk		
IDEAL LAP TIME : 1:27.951		BEST LAP TIME : 1:27.951		DIFFERENCE : 0.000		
LAP	SECTOR 1	SECTOR 2	LAP TIME	MPH	DIFF	TIME OF DAY
1 -	OUTLAP	38.055	2:06.111	56.49	38.160	09:18:51.950
2 -	58.515	30.654	1:29.169 (3)	79.90	1.218	09:20:21.119
3 -	58.386	30.480	1:28.866 (2)	80.17	0.915	09:21:49.985
4 -	57.828	30.123	1:27.951 (1)	81.00		09:23:17.936

P24 199 GP		Michael FROST		Yamaha TZ250 4DP -		
IDEAL LAP TIME : 1:28.547		BEST LAP TIME : 1:28.547		DIFFERENCE : 0.000		
LAP	SECTOR 1	SECTOR 2	LAP TIME	MPH	DIFF	TIME OF DAY
1 -	OUTLAP	33.499	2:04.770	57.10	36.223	09:16:57.789
2 -	1:00.776	37.774	1:38.550	72.29	10.003	09:18:36.339
3 -	58.583	31.565	1:30.148 (3)	79.03	1.601	09:20:06.487
4 -	57.471	31.076	1:28.547 (1)	80.46		09:21:35.034
5 -	57.505	31.630	1:29.135 (2)	79.93	0.588	09:23:04.169

P25 21 GP		Stuart THURTLLE		Spondon Yamaha TZ250 - TeamTortoise Racing		
IDEAL LAP TIME : 1:28.615		BEST LAP TIME : 1:28.615		DIFFERENCE : 0.000		
LAP	SECTOR 1	SECTOR 2	LAP TIME	MPH	DIFF	TIME OF DAY
1 -	1:01.862	34.061	1:35.923	74.27	7.308	09:14:31.681
2 -	58.958	31.779	1:30.737	78.51	2.122	09:16:02.418
3 -	58.670	31.405	1:30.075 (2)	79.09	1.460	09:17:32.493
4 -	58.692	32.309	1:31.001	78.29	2.386	09:19:03.494
5 -	57.256	31.359	1:28.615 (1)	80.39		09:20:32.109
6 -	58.910	31.707	1:30.617 (3)	78.62	2.002	09:22:02.726
7 -	59.577	32.218	1:31.795	77.61	3.180	09:23:34.521

BMCRC - MRO Championships 2023 - Rnd 4 @ Donington Park
BMCRC Formula 400 & INTA Motorcycles Blue Haze GP 2-Stokes
QUALIFYING - SECTOR ANALYSIS



SECTOR 1 = FL to I1, SECTOR 2 = I1 to FL, DIFF = Difference To Personal Best Lap, P = Crossed Finish Line in Pit Lane, D = Time Disallowed

P26 97 S		Nicholas TAIG		Honda VFR400 NC30 - RST, Bell Helmets UK			
IDEAL LAP TIME : 1:28.508		BEST LAP TIME : 1:28.718		DIFFERENCE : 0.210			
LAP	SECTOR 1	SECTOR 2	LAP TIME	MPH	DIFF	TIME OF DAY	
1 -	1:02.666	31.821	1:34.487	75.40	5.769	09:14:16.801	
2 -	59.054	31.312	1:30.366	78.84	1.648	09:15:47.167	
3 -	58.348	31.576	1:29.924	79.22	1.206	09:17:17.091	
4 -	58.571	30.904	1:29.475 (3)	79.62	0.757	09:18:46.566	
5 -	57.604	31.114	1:28.718 (1)	80.30		09:20:15.284	
6 -	57.650	31.093	1:28.743 (2)	80.28	0.025	09:21:44.027	
7 -	58.966	31.379	1:30.345	78.86	1.627	09:23:14.372	

P27 99 M		Jack WOLFF		Kawasaki NINJA 300 - Nym Technologies Racing			
IDEAL LAP TIME : 1:29.053		BEST LAP TIME : 1:29.454		DIFFERENCE : 0.401			
LAP	SECTOR 1	SECTOR 2	LAP TIME	MPH	DIFF	TIME OF DAY	
1 -	1:01.546	33.590	1:35.136	74.88	5.682	09:14:13.330	
2 -	58.395	32.550	1:30.945	78.34	1.491	09:15:44.275	
3 -	57.336	32.118	1:29.454 (1)	79.64		09:17:13.729	
4 -	58.730	32.246	1:30.976	78.31	1.522	09:18:44.705	
5 -	57.757	31.717	1:29.474 (2)	79.62	0.020	09:20:14.179	
6 -	57.806	31.956	1:29.762 (3)	79.37	0.308	09:21:43.941	
7 -	59.783	32.165	1:31.948	77.48	2.494	09:23:15.889	

P28 17 R		Freddie BATE		Kawasaki NINJA 300 - hartjay			
IDEAL LAP TIME : 1:31.584		BEST LAP TIME : 1:31.917		DIFFERENCE : 0.333			
LAP	SECTOR 1	SECTOR 2	LAP TIME	MPH	DIFF	TIME OF DAY	
1 -	1:03.436	33.110	1:36.546	73.79	4.629	09:14:18.896	
2 -	1:00.418	32.043	1:32.461 (3)	77.05	0.544	09:15:51.357	
3 -	1:00.648	32.716	1:33.364	76.31	1.447	09:17:24.721	
4 -	59.541	32.376	1:31.917 (1)	77.51		09:18:56.638	
5 -	59.981	32.446	1:32.427 (2)	77.08	0.510	09:20:29.065	

P29 89 M		Phil ZANUTTO		Kawasaki ZXR400 - Westend garage			
IDEAL LAP TIME : 1:37.952		BEST LAP TIME : 1:37.952		DIFFERENCE : 0.000			
LAP	SECTOR 1	SECTOR 2	LAP TIME	MPH	DIFF	TIME OF DAY	
1 -	1:11.000	35.898	1:46.898	66.64	8.946	09:14:36.779	
2 -	1:07.182	34.392	1:41.574	70.14	3.622	09:16:18.353	
3 -	1:05.358	34.106	1:39.464 (3)	71.63	1.512	09:17:57.817	
4 -	1:04.803	34.152	1:38.955 (2)	71.99	1.003	09:19:36.772	
5 -	1:06.511	34.148	1:40.659	70.77	2.707	09:21:17.431	
6 -	1:04.070	33.882	1:37.952 (1)	72.73		09:22:55.383	

P30 83 S		Peter GIBSON		Honda VFR400 -			
IDEAL LAP TIME : 1:39.908		BEST LAP TIME : 1:39.908		DIFFERENCE : 0.000			
LAP	SECTOR 1	SECTOR 2	LAP TIME	MPH	DIFF	TIME OF DAY	
1 -	OUTLAP	IN PIT	2:17.881 P	51.67	37.973	09:18:45.080	
2 -	OUTLAP	35.399	2:29.945	47.51	50.037	09:21:15.025	
3 -	1:05.443	34.465	1:39.908 (1)	71.31		09:22:54.933	

P31 88 S/R		Florentin Valentin STANCIU		Kawasaki ZXR400 - RAP Racing Team			
IDEAL LAP TIME :		BEST LAP TIME :		DIFFERENCE :			
LAP	SECTOR 1	SECTOR 2	LAP TIME	MPH	DIFF	TIME OF DAY	
1 -	OUTLAP	33.935	1:50.983	64.19		09:23:06.055	

BMCRC - MRO Championships 2023 - Rnd 4 @ Donington Park

BMCRC Formula 400 & INTA Motorcycles Blue Haze GP 2-Stokes

QUALIFYING - BEST SECTORS

SECTOR 1			SECTOR 2			IDEAL / BEST COMPARISON						
POS	NO	NAME	TIME	NO	NAME	TIME	POS	NO	NAME	IDEAL	BEST	DIFF
									PERFECT LAP	1:14.489		
1	20	MILLS	48.234	20	MILLS	26.255	1	20	MILLS	1:14.489	1:14.865	0.376
2	43	SWAIN	49.583	43	SWAIN	27.151	2	43	SWAIN	1:16.734	1:16.735	0.001
3	75	JOHNSON	49.866	71	DUNN	27.668	3	75	JOHNSON	1:17.575	1:18.002	0.427
4	71	DUNN	51.095	75	JOHNSON	27.709	4	71	DUNN	1:18.763	1:18.849	0.086
5	13	EDMONDSON	51.127	25	SMITH	27.733	5	9	KELLY	1:19.289	1:19.289	0.000
6	9	KELLY	51.404	22	BALLERINI	27.737	6	22	BALLERINI	1:19.405	1:19.551	0.146
7	2	GILL	51.526	9	KELLY	27.885	7	2	GILL	1:19.416	1:19.750	0.334
8	3	BARRETT	51.568	2	GILL	27.890	8	13	EDMONDSON	1:19.433	1:19.472	0.039
9	22	BALLERINI	51.668	151	SMITH	28.147	9	25	SMITH	1:19.608	1:19.897	0.289
10	25	SMITH	51.875	55	FELL	28.235	10	3	BARRETT	1:19.821	1:20.069	0.248
11	151	SMITH	52.004	3	BARRETT	28.253	11	151	SMITH	1:20.151	1:20.151	0.000
12	39	MONK	52.133	13	EDMONDSON	28.306	12	39	MONK	1:20.686	1:20.686	0.000
13	16	MAJOR	52.555	16	MAJOR	28.308	13	16	MAJOR	1:20.863	1:21.022	0.159
14	157	MOOK	52.987	157	MOOK	28.540	14	55	FELL	1:21.430	1:21.683	0.253
15	65	MOXON	53.126	39	MONK	28.553	15	157	MOOK	1:21.527	1:21.845	0.318
16	55	FELL	53.195	65	MOXON	28.710	16	65	MOXON	1:21.836	1:22.120	0.284
17	90	RAPA	54.140	115	DONKERSLEY	29.129	17	90	RAPA	1:23.298	1:23.298	0.000
18	115	DONKERSLEY	54.496	90	RAPA	29.158	18	115	DONKERSLEY	1:23.625	1:23.625	0.000
19	110	HAIGH	55.038	110	HAIGH	29.396	19	110	HAIGH	1:24.434	1:24.510	0.076
20	477	WATT	55.316	247	HEALEY	29.474	20	247	HEALEY	1:24.791	1:24.999	0.208
21	247	HEALEY	55.317	24	GODZISZ	30.123	21	477	WATT	1:25.685	1:26.065	0.380
22	7	DEWHURST	57.203	7	DEWHURST	30.283	22	7	DEWHURST	1:27.486	1:27.906	0.420
23	21	THURTL	57.256	477	WATT	30.369	23	24	GODZISZ	1:27.951	1:27.951	0.000
24	99	WOLFF	57.336	97	TAIG	30.904	24	97	TAIG	1:28.508	1:28.718	0.210
25	199	FROST	57.471	199	FROST	31.076	25	199	FROST	1:28.547	1:28.547	0.000
26	97	TAIG	57.604	21	THURTL	31.359	26	21	THURTL	1:28.615	1:28.615	0.000
27	24	GODZISZ	57.828	99	WOLFF	31.717	27	99	WOLFF	1:29.053	1:29.454	0.401
28	17	BATE	59.541	17	BATE	32.043	28	17	BATE	1:31.584	1:31.917	0.333
29	89	ZANUTTO	1:04.070	89	ZANUTTO	33.882	29	89	ZANUTTO	1:37.952	1:37.952	0.000
30	83	GIBSON	1:05.443	88	STANCIU	33.935	30	83	GIBSON	1:39.908	1:39.908	0.000
31				83	GIBSON	34.465	31	88	STANCIU			
32												

BMCRC - MRO Championships 2023 - Rnd 4 @ Donington Park
BMCRC Formula 400 & INTA Motorcycles Blue Haze GP 2-Stokes
QUALIFYING - STATISTICS

Competitors Started 32
Planned Start 2023-06-03 @ 09:15:00.000
Actual Start 2023-06-03 @ 09:12:10.058
Finish Time 2023-06-03 @ 09:22:30.649
Track Length 1.9790mi.
Total Laps 205
Total Distance Covered 405.7087mi.

Session Fastest Lap History

NO	CL	NAME	LAP TIME	TIME OF DAY	LAP	VEHICLE
43	GP	Frank SWAIN	1:23.084	09:13:53.388	1	Honda RS250NX5
75	GP	Anthony JOHNSON	1:22.704	09:13:58.434	1	Yamaha TZ250
20	GP	Gavin MILLS	1:21.757	09:14:11.175	1	Honda RS
43	GP	Frank SWAIN	1:17.631	09:15:11.021	2	Honda RS250NX5
20	GP	Gavin MILLS	1:16.317	09:15:27.493	2	Honda RS
20	GP	Gavin MILLS	1:15.802	09:16:43.296	3	Honda RS
20	GP	Gavin MILLS	1:15.026	09:17:58.321	4	Honda RS
20	GP	Gavin MILLS	1:14.880	09:19:13.200	5	Honda RS
20	GP	Gavin MILLS	1:14.865	09:20:28.065	6	Honda RS

Flag History

TYPE	TIME OF DAY
GREEN	09:12:10.058
FINISH	09:22:30.649

Flag Statistics

TYPE	COUNT	TOTAL LAPS	TOTAL TIME
Green	1	8	12:04.354
Red	0	0	0.000
Safety Car	0	0	0.000
FCY	0	0	0.000

BMCRC - MRO Championships 2023 - Rnd 4 @ Donington Park
BMCRC Formula 400 & INTA Motorcycles Blue Haze GP 2-Stokes
QUALIFYING - STATISTICS

CLASS : GP

10 Starters

Fastest Lap History

NO	NAME	LAP TIME	TIME OF DAY	LAP	VEHICLE
43	Frank SWAIN	1:23.084	09:13:53.388	1	Honda RS250NX5
75	Anthony JOHNSON	1:22.704	09:13:58.434	1	Yamaha TZ250
20	Gavin MILLS	1:21.757	09:14:11.175	1	Honda RS
43	Frank SWAIN	1:17.631	09:15:11.021	2	Honda RS250NX5
20	Gavin MILLS	1:16.317	09:15:27.493	2	Honda RS
20	Gavin MILLS	1:15.802	09:16:43.296	3	Honda RS
20	Gavin MILLS	1:15.026	09:17:58.321	4	Honda RS
20	Gavin MILLS	1:14.880	09:19:13.200	5	Honda RS
20	Gavin MILLS	1:14.865	09:20:28.065	6	Honda RS

BMCRC - MRO Championships 2023 - Rnd 4 @ Donington Park
BMCRC Formula 400 & INTA Motorcycles Blue Haze GP 2-Stokes
QUALIFYING - STATISTICS

CLASS : M

7 Starters

Fastest Lap History

NO	NAME	LAP TIME	TIME OF DAY	LAP	VEHICLE
2	Andy GILL	1:26.777	09:13:56.559	1	Kawasaki ZXR400
25	Haydon SMITH	1:26.330	09:13:57.633	1	Kawasaki ZXR400
2	Andy GILL	1:22.318	09:15:18.877	2	Kawasaki ZXR400
25	Haydon SMITH	1:22.036	09:15:19.668	2	Kawasaki ZXR400
2	Andy GILL	1:20.853	09:16:39.729	3	Kawasaki ZXR400
9	Kalvin KELLY	1:20.149	09:16:42.988	2	Kawasaki NINJA 400
2	Andy GILL	1:20.061	09:17:59.790	4	Kawasaki ZXR400
2	Andy GILL	1:19.750	09:19:19.541	5	Kawasaki ZXR400
9	Kalvin KELLY	1:19.506	09:20:45.400	5	Kawasaki NINJA 400
9	Kalvin KELLY	1:19.289	09:22:04.689	6	Kawasaki NINJA 400

BMCRC - MRO Championships 2023 - Rnd 4 @ Donington Park
BMCRC Formula 400 & INTA Motorcycles Blue Haze GP 2-Stokes
QUALIFYING - STATISTICS

CLASS : R

1 Starters

Fastest Lap History

NO	NAME	LAP TIME	TIME OF DAY	LAP	VEHICLE
17	Freddie BATE	1:36.546	09:14:18.925	1	Kawasaki NINJA 300
17	Freddie BATE	1:32.461	09:15:51.387	2	Kawasaki NINJA 300
17	Freddie BATE	1:31.917	09:18:56.667	4	Kawasaki NINJA 300

BMCRC - MRO Championships 2023 - Rnd 4 @ Donington Park
BMCRC Formula 400 & INTA Motorcycles Blue Haze GP 2-Stokes
QUALIFYING - STATISTICS

CLASS : S

11 Starters

Fastest Lap History

NO	NAME	LAP TIME	TIME OF DAY	LAP	VEHICLE
39	Aaron MONK	1:26.520	09:13:57.198	1	Kawasaki NINJA 400
151	Nick SMITH	1:23.333	09:13:59.862	1	Kawasaki ZXR400
151	Nick SMITH	1:20.924	09:15:20.786	2	Kawasaki ZXR400
39	Aaron MONK	1:20.686	09:20:48.456	6	Kawasaki NINJA 400
151	Nick SMITH	1:20.151	09:20:49.064	6	Kawasaki ZXR400

BMCRC - MRO Championships 2023 - Rnd 4 @ Donington Park
BMCRC Formula 400 & INTA Motorcycles Blue Haze GP 2-Stokes
QUALIFYING - STATISTICS

CLASS : S/R

3 Starters

Fastest Lap History

NO	NAME	LAP TIME	TIME OF DAY	LAP	VEHICLE
115	Jake DONKERSLEY	1:33.207	09:14:17.098	1	Honda VFR400 NC30
115	Jake DONKERSLEY	1:27.339	09:15:44.397	2	Honda VFR400 NC30
115	Jake DONKERSLEY	1:24.682	09:17:09.119	3	Honda VFR400 NC30
115	Jake DONKERSLEY	1:24.410	09:19:58.409	5	Honda VFR400 NC30
115	Jake DONKERSLEY	1:23.625	09:21:22.034	6	Honda VFR400 NC30

BMCRC - MRO Championships 2023 - Rnd 4 @ Donington Park
BMCRC Formula 400 & INTA Motorcycles Blue Haze GP 2-Stokes
RACE 2 - GRID (7 Laps)

ROW 12	35	57 John WILTON	34	27 Lucian Silviu SINCA					
ROW 11	33	14 Nathan WISNIEWSKI	32	101 Francesco ROSSATO	31	88 Florentin Valentin STANCIU			
ROW 10	1:39.908	30	83 Peter GIBSON	1:37.952	29	89 Phil ZANUTTO	1:31.917	28	17 Freddie BATE
ROW 9	1:29.454	27	99 Jack WOLFF	1:28.718	26	97 Nicholas TAIG	1:28.615	25	21 Stuart THURTLÉ
ROW 8	1:28.547	24	199 Michael FROST	1:27.951	23	24 Harley GODZISZ	1:27.906	22	7 Roy DEWHURST
ROW 7	1:26.065	21	477 Kade WATT	1:24.999	20	247 Lee HEALEY	1:24.510	19	110 Mark HAIGH
ROW 6	1:23.625	18	115 Jake DONKERSLEY	1:23.298	17	90 Steve RAPA	1:22.120	16	65 Andrew MOXON
ROW 5	1:21.845	15	157 Geoff MOOK	1:21.683	14	55 Peter FELL	1:21.022	13	16 Alan MAJOR
ROW 4	1:20.686	12	39 Aaron MONK	1:20.151	11	151 Nick SMITH	1:20.069	10	3 Tom BARRETT
ROW 3	1:19.897	9	25 Haydon SMITH	1:19.750	8	2 Andy GILL	1:19.551	7	22 Rik BALLERINI
ROW 2	1:19.472	6	13 Doug EDMONDSON	1:19.289	5	9 Calvin KELLY	1:18.849	4	71 Bruce DUNN
ROW 1	1:18.002	3	75 Anthony JOHNSON	1:16.735	2	43 Frank SWAIN	1:14.865	1	20 Gavin MILLS
Pole									

Donington Park National: 1.9790 miles

These results are provisional until the conclusion of any judicial and technical matters.

Clerk Of Course :	Stewards :	Timekeeper : Richard Evans
-------------------	------------	----------------------------

Results can be found at www.tsl-timing.com

Printed - 09:25 Saturday, 03 June 2023

BMCRC - MRO Championships 2023 - Rnd 4 @ Donington Park

BMCRC Formula 400 & INTA Motorcycles Blue Haze GP 2-Stokes

RACE 2 - CLASSIFICATION - AMENDED

POS	NO	CL	PIC NAME	ENTRY	LAPS	TIME	GAP	DIFF	MPH	BEST	ON
1	43	GP	1 Frank SWAIN	Honda RS250NX5 - Fincham's Two Strokes	7	9:00.254			92.06	1:16.139	2
2	71	GP	2 Bruce DUNN	Yamaha TZ250 - Bilstein UK	7	9:09.483	9.229	9.229	90.51	1:17.454	2
3	13	GP	3 Doug EDMONDSON	Yamaha TZ250 - Stan Stephens Tuning	7	9:14.480	14.226	4.997	89.69	1:17.928	4
4	22	GP	4 Rik BALLERINI	Suzuki RG500 - SCLS LTD, CAMBRIDGE MC, GEC	7	9:14.741	14.487	0.261	89.65	1:17.332	7
5	2	M	1 Andy GILL	Kawasaki ZXR400 -	7	9:15.543	15.289	0.802	89.52	1:18.167	3
6	25	M	2 Haydon SMITH	Kawasaki ZXR400 - HI-Precision Engineering Ltd	7	9:18.543	18.289	3.000	89.04	1:18.600	5
7	55	GP	5 Peter FELL	Honda RS250NX5 -	7	9:24.002	23.748	5.459	88.18	1:19.175	5
8	151	S	1 Nick SMITH	Kawasaki ZXR400 - Hi-Precision Engineering Ltd	7	9:24.534	24.280	0.532	88.10	1:19.342	2
9	16	S	2 Alan MAJOR	Kawasaki ZXR400 - Major Performance Developmer	7	9:25.164	24.910	0.630	88.00	1:19.348	5
10	9	M	3 Calvin KELLY	Kawasaki NINJA 400 -	7	9:25.837	25.583	0.673	87.89	1:19.488	5
11	39	S	3 Aaron MONK	Kawasaki NINJA 400 - flyaspitfire.co.uk	7	9:28.631	28.377	2.794	87.46	1:19.864	5
12	3	GP	6 Tom BARRETT	Honda RS250 -	7	9:30.301	30.047	1.670	87.21	1:19.402	2
13	157	S	4 Geoff MOOK	Yamaha TZR 250 -	7	9:34.510	34.256	4.209	86.57	1:20.129	7
14	65	M	4 Andrew MOXON	Aprilia RS 250 - Vanguard Motorsport Uckfield + DAF	7	9:35.271	35.017	0.761	86.45	1:20.281	4
15	110	S	5 Mark HAIGH	Aprilia RS250 - Chesterfield CarClinic/The Tuning W	7	9:46.263	46.009	10.992	84.83	1:21.756	2
16	247	S	6 Lee HEALEY	Honda NC30 - Specialised Welding and Fabrications	7	9:46.354	46.100	0.091	84.82	1:22.285	5
17	90	S	7 Steve RAPA	Honda RVF400 (BRUCE) - My Own Fair Hands	7	9:47.305	47.051	0.951	84.68	1:22.181	2
18	115	S/R	1 Jake DONKERSLEY	Honda VFR400 NC30 -	7	9:53.982	53.728	6.677	83.73	1:22.922	6
19	27	S/R	2 Lucian Silviu SINCA	Kawasaki ZX400R - RAP Racing Team	7	10:03.947	1:03.693	9.965	82.35	1:24.108	4
20	7	M	5 Roy DEWHURST	Kawasaki ZXR 400 - Dawn	7	10:05.441	1:05.187	1.494	82.14	1:24.511	6
21	477	S	8 Kade WATT	Kawasaki NINJA 400 - JMF Contracts	7	10:05.594	1:05.340	0.153	82.12	1:24.706	7
22	24	S	9 Harley GODZISZ	Honda NC30 - SonicRacing.co.uk	7	10:10.574	1:10.320	4.980	81.45	1:25.247	5
23	199	GP	7 Michael FROST	Yamaha TZ250 4DP -	7	10:23.622	1:23.368	13.048	79.75	1:27.083	6
24	97	S	10 Nicholas TAIG	Honda VFR400 NC30 - RST, Bell Helmets UK	7	10:25.835	1:25.581	2.213	79.47	1:27.030	2
25	99	M	6 Jack WOLFF	Kawasaki NINJA 300 - Nym Technologies Racing	6	9:05.240	1 Lap	1 Lap	78.15	1:28.830	6
26	57	S/R	3 John WILTON	Kawasaki ZXR400 - RAP Racing Team	6	9:09.143	1 Lap	3.903	77.59	1:28.174	5
27	17	R	1 Freddie BATE	Kawasaki NINJA 300 - hartjay	6	9:13.249	1 Lap	4.106	77.02	1:30.388	2
28	21	GP	8 Stuart THURTLIE	Spondon Yamaha TZ250 - TeamTortoise Racing	6	9:13.665	1 Lap	0.416	76.96	1:29.531	2
29	88	S/R	4 Florentin Valentin STANCIU	Kawasaki ZXR400 - RAP Racing Team	6	9:22.698	1 Lap	9.033	75.72	1:30.452	4
30	89	M	7 Phil ZANUTTO	Kawasaki ZXR400 - Westend garage	6	9:32.523	1 Lap	9.825	74.42	1:32.709	5
31	101	S/R	5 Francesco ROSSATO	Kawasaki ZXR400 - RAP Racing Team	6	9:41.725	1 Lap	9.202	73.25	1:31.407	6
32	83	S	11 Peter GIBSON	Honda VFR400 -	6	9:51.443	1 Lap	9.718	72.04	1:34.108	6

NOT CLASSIFIED

DNF	20	GP	Gavin MILLS	Honda RS - Reg Richardson Racing	2	2:34.723	5 Laps	4 Laps	91.21	1:15.126	2
-----	----	----	-------------	----------------------------------	---	----------	--------	--------	-------	----------	---

FASTEST LAP

20	GP	Gavin MILLS	Honda RS - Reg Richardson Racing	2	1:15.126	94.83 mph	152.62 kph
2	M	Andy GILL	Kawasaki ZXR400 -	3	1:18.167	91.14 mph	146.68 kph
151	S	Nick SMITH	Kawasaki ZXR400 - Hi-Precision Engineering Ltd	2	1:19.342	89.79 mph	144.51 kph
115	S/R	Jake DONKERSLEY	Honda VFR400 NC30 -	6	1:22.922	85.91 mph	138.27 kph
17	R	Freddie BATE	Kawasaki NINJA 300 - hartjay	2	1:30.388	78.82 mph	126.85 kph

Correction to the transponders of bike #88 & #27

Class GP - 92.5% of Race Speed = 85.15 mph

Class M - 92.5% of Race Speed = 82.80 mph

Class S - 92.5% of Race Speed = 81.49 mph

Class S/R - 92.5% of Race Speed = 77.45 mph

Class R - 92.5% of Race Speed = 71.24 mph

Weather / Track : Bright / Dry

These results are provisional until the conclusion of any judicial and technical matters.

Race Distance: 7 Laps / 13.85 miles

Donington Park National: 1.9790 miles

Date: 03/06/2023 Start: 11:41 Finish: 11:50

Clerk Of Course :	Stewards :	Timekeeper : Richard Evans
-------------------	------------	----------------------------

Results can be found at www.tsl-timing.com

Printed - 12:36 Saturday, 03 June 2023

BMCRC - MRO Championships 2023 - Rnd 4 @ Donington Park

BMCRC Formula 400 & INTA Motorcycles Blue Haze GP 2-Stokes

RACE 2 - LAP CHART

LAP 1 @ 11:43:17.678

NO	BEHIND	LAP TIME
20		1:19.597
71	2.098	1:21.695
43	2.471	1:22.068
2	3.513	1:23.110
25	4.107	1:23.704
13	4.603	1:24.200
22	5.329	1:24.926
151	5.765	1:25.362
9	6.224	1:25.821
16	6.623	1:26.220
55	6.763	1:26.360
39	7.696	1:27.293
3	8.468	1:28.065
90	8.955	1:28.552
157	9.323	1:28.920
247	9.824	1:29.421
110	9.927	1:29.524
65	10.281	1:29.878
115	12.309	1:31.906
477	13.745	1:33.342
7	14.065	1:33.662
27	14.724	1:34.321
24	14.819	1:34.416
97	15.440	1:35.037
199	19.015	1:38.612
99	19.807	1:39.404
17	20.433	1:40.030
88	21.423	1:41.020
21	21.589	1:41.186
89	22.504	1:42.101
57	23.978	1:43.575
83	29.730	1:49.327
101	33.721	1:53.318

LAP 2 @ 11:44:32.804

NO	BEHIND	LAP TIME
20		1:15.126
43	3.484	1:16.139
71	4.426	1:17.454
2	6.679	1:18.292
13	8.480	1:19.003
25	8.758	1:19.777
22	8.985	1:18.782
151	9.981	1:19.342
9	10.721	1:19.623
55	11.416	1:19.779
16	11.971	1:20.474
3	12.744	1:19.402
39	13.670	1:21.100
157	15.781	1:21.584
90	16.010	1:22.181
110	16.557	1:21.756
65	16.740	1:21.585
247	18.092	1:23.394
115	20.999	1:23.816
477	24.158	1:25.539
7	24.874	1:25.935
27	25.242	1:25.644
24	26.144	1:26.451
97	27.344	1:27.030
199	31.776	1:27.887
99	33.952	1:29.271
17	35.695	1:30.388

21	35.994	1:29.531
57	39.657	1:30.805
88	41.070	1:34.773
89	43.506	1:36.128
83	53.468	1:38.864
101	54.304	1:35.709

LAP 3 @ 11:45:52.663

NO	BEHIND	LAP TIME
43		1:16.375
71	2.195	1:17.628
2	4.987	1:18.167
13	6.929	1:18.308
25	7.869	1:18.970
22	8.393	1:19.267
151	9.918	1:19.796
9	10.438	1:19.576
55	11.175	1:19.618
16	11.827	1:19.715
3	12.818	1:19.933
39	14.084	1:20.273
157	16.716	1:20.794
90	19.044	1:22.893
65	19.085	1:22.204
110	20.052	1:23.354
247	20.786	1:22.553
115	24.901	1:23.761
477	29.791	1:25.492
27	30.688	1:25.305
7	31.142	1:26.127
24	32.412	1:26.127
97	37.331	1:29.846
199	39.584	1:27.667
99	43.272	1:29.179
17	46.282	1:30.446
21	47.115	1:30.980
57	48.184	1:28.386
88	52.454	1:31.243
89	59.037	1:35.390
83	1:11.206	1:37.597
101	1:11.378	1:36.933

LAP 4 @ 11:47:08.839

NO	BEHIND	LAP TIME
43		1:16.176
71	3.557	1:17.538
2	7.708	1:18.897
13	8.681	1:17.928
22	10.530	1:18.313
25	10.905	1:19.212
151	13.371	1:19.629
9	13.959	1:19.697
55	14.549	1:19.550
16	15.220	1:19.569
3	16.393	1:19.751
39	17.963	1:20.055
157	21.764	1:21.224
65	23.190	1:20.281
110	25.924	1:22.048
90	26.865	1:23.997
247	27.560	1:22.950
115	32.636	1:23.911
27	38.620	1:24.108
477	39.309	1:25.694
7	40.904	1:25.938

24	42.565	1:26.329
199	51.072	1:27.664
97	51.566	1:30.411
99	56.700	1:29.604
17	1:01.200	1:31.094
57	1:01.734	1:29.726
21	1:01.922	1:30.983
88	1:06.730	1:30.452
89	1:16.095	1:33.234

LAP 5 @ 11:48:25.310

NO	BEHIND	LAP TIME
43		1:16.471
71	5.367	1:18.281
13	10.922	1:18.712
2	10.941	1:19.704
101	1 Lap	1:32.589
22	12.588	1:18.529
25	13.034	1:18.600
83	1 Lap	1:36.832
151	16.892	1:19.992
9	16.976	1:19.488
55	17.253	1:19.175
16	18.097	1:19.348
3	19.544	1:19.622
39	21.356	1:19.864
157	26.427	1:21.134
65	27.079	1:20.360
110	33.174	1:23.721
247	33.374	1:22.285
90	34.070	1:23.676
115	39.972	1:23.807
27	47.476	1:25.327
477	48.522	1:25.684
7	49.009	1:24.576
24	51.341	1:25.247
199	1:02.164	1:27.563
97	1:02.878	1:27.783
99	1:09.181	1:28.952
57	1:13.437	1:28.174
17	1:15.173	1:30.444

LAP 6 @ 11:49:41.641

NO	BEHIND	LAP TIME
43		1:16.331
21	1 Lap	1:31.329
88	1 Lap	1:31.960
71	6.926	1:17.890
13	12.762	1:18.171
2	13.276	1:18.666
22	13.849	1:17.592
25	15.988	1:19.285
89	1 Lap	1:32.709
151	20.426	1:19.865
55	20.978	1:20.056
9	21.194	1:20.549
16	22.099	1:20.333
3	24.817	1:21.604
39	24.965	1:19.940
101	1 Lap	1:31.769
157	30.821	1:20.725
65	31.274	1:20.526
83	1 Lap	1:34.715
110	39.559	1:22.716
247	39.895	1:22.852

90	40.760	1:23.021
115	46.563	1:22.922
27	56.096	1:24.951
7	57.189	1:24.511
477	57.328	1:25.137
24	1:00.631	1:25.621
199	1:12.916	1:27.083
97	1:14.118	1:27.571

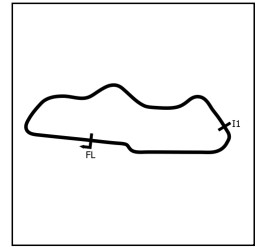
LAP 7 @ 11:50:58.335

NO	BEHIND	LAP TIME
43		1:16.694
99	1 Lap	1:28.830
57	1 Lap	1:28.477
71	9.229	1:18.997
17	1 Lap	1:30.847
21	1 Lap	1:29.656
13	14.226	1:18.158
22	14.487	1:17.332
2	15.289	1:18.707
25	18.289	1:18.995
88	1 Lap	1:33.250
55	23.748	1:19.464
151	24.280	1:20.548
16	24.910	1:19.505
9	25.583	1:21.083
39	28.377	1:20.106
3	30.047	1:21.924
89	1 Lap	1:32.961
157	34.256	1:20.129
65	35.017	1:20.437
101	1 Lap	1:31.407
110	46.009	1:23.144
247	46.100	1:22.899
90	47.051	1:22.985
83	1 Lap	1:34.108
115	53.728	1:23.859
27	1:03.693	1:24.291
7	1:05.187	1:24.692
477	1:05.340	1:24.706
24	1:10.320	1:26.383
199	1:23.368	1:27.146
97	1:25.581	1:28.157

BMCRC - MRO Championships 2023 - Rnd 4 @ Donington Park
BMCRC Formula 400 & INTA Motorcycles Blue Haze GP 2-Stokes
RACE 2 - POSITION CHART

No	Name	Lap	1	2	3	4	5	6	7
		Pos							
20	MILLS	1	20	20	43	43	43	43	43
43	SWAIN	2	71	43	71	71	71	71	71
71	DUNN	3	43	71	2	2	13	13	13
9	KELLY	4	2	2	13	13	2	2	22
13	EDMONDSON	5	25	13	25	22	22	22	2
22	BALLERINI	6	13	25	22	25	25	25	25
2	GILL	7	22	22	151	151	151	151	55
25	SMITH	8	151	151	9	9	9	55	151
3	BARRETT	9	9	9	55	55	55	9	16
151	SMITH	10	16	55	16	16	16	16	9
39	MONK	11	55	16	3	3	3	3	39
16	MAJOR	12	39	3	39	39	39	39	3
55	FELL	13	3	39	157	157	157	157	157
157	MOOK	14	90	157	90	65	65	65	65
65	MOXON	15	157	90	65	110	110	110	110
90	RAPA	16	247	110	110	90	247	247	247
115	DONKERSLEY	17	110	65	247	247	90	90	90
110	HAIGH	18	65	247	115	115	115	115	115
247	HEALEY	19	115	115	477	27	27	27	27
477	WATT	20	477	477	27	477	477	7	7
7	DEWHURST	21	7	7	7	7	7	477	477
24	GODZISZ	22	27	27	24	24	24	24	24
199	FROST	23	24	24	97	199	199	199	199
21	THURTLLE	24	97	97	199	97	97	97	97
97	TAIG	25	199	199	99	99	99	99	
99	WOLFF	26	99	99	17	17	57	57	
17	BATE	27	17	17	21	57	17	17	
89	ZANUTTO	28	88	21	57	21	21	21	
83	GIBSON	29	21	57	88	88	88	88	
88	STANCIU	30	89	88	89	89	89	89	
101	ROSSATO	31	57	89	83	101	101	101	
27	SINCA	32	83	83	101	83	83	83	
57	WILTON	33	101	101					

BMCRC - MRO Championships 2023 - Rnd 4 @ Donington Park
BMCRC Formula 400 & INTA Motorcycles Blue Haze GP 2-Stokes
RACE 2 - SECTOR ANALYSIS



SECTOR 1 = FL to I1, SECTOR 2 = I1 to FL, DIFF = Difference To Personal Best Lap, P = Crossed Finish Line in Pit Lane, D = Time Disallowed

P1 43 GP Frank SWAIN		Honda RS250NX5 - Fincham's Two Strokes				
IDEAL LAP TIME : 1:15.728		BEST LAP TIME : 1:16.139		DIFFERENCE : 0.411		
LAP	SECTOR 1	SECTOR 2	LAP TIME	MPH	DIFF	TIME OF DAY
1 -		27.101	1:22.068	86.81	5.929	11:43:20.149
2 -	49.639	26.500	1:16.139 (1)	93.57		11:44:36.288
3 -	49.277	27.098	1:16.375	93.28	0.236	11:45:52.663
4 -	49.228	26.948	1:16.176 (2)	93.52	0.037	11:47:08.839
5 -	49.845	26.626	1:16.471	93.16	0.332	11:48:25.310
6 -	49.402	26.929	1:16.331 (3)	93.33	0.192	11:49:41.641
7 -	50.004	26.690	1:16.694	92.89	0.555	11:50:58.335

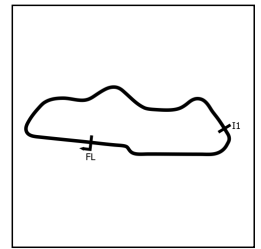
P2 71 GP Bruce DUNN		Yamaha TZ250 - Bilstein UK				
IDEAL LAP TIME : 1:17.210		BEST LAP TIME : 1:17.454		DIFFERENCE : 0.244		
LAP	SECTOR 1	SECTOR 2	LAP TIME	MPH	DIFF	TIME OF DAY
1 -		26.988	1:21.695	87.20	4.241	11:43:19.776
2 -	50.595	26.859	1:17.454 (1)	91.98		11:44:37.230
3 -	50.476	27.152	1:17.628 (3)	91.77	0.174	11:45:54.858
4 -	50.357	27.181	1:17.538 (2)	91.88	0.084	11:47:12.396
5 -	51.428	26.853	1:18.281	91.01	0.827	11:48:30.677
6 -	51.026	26.864	1:17.890	91.47	0.436	11:49:48.567
7 -	51.172	27.825	1:18.997	90.18	1.543	11:51:07.564

P3 13 GP Doug EDMONDSON		Yamaha TZ250 - Stan Stephens Tuning				
IDEAL LAP TIME : 1:17.928		BEST LAP TIME : 1:17.928		DIFFERENCE : 0.000		
LAP	SECTOR 1	SECTOR 2	LAP TIME	MPH	DIFF	TIME OF DAY
1 -		27.642	1:24.200	84.61	6.272	11:43:22.281
2 -	51.323	27.680	1:19.003	90.18	1.075	11:44:41.284
3 -	50.728	27.580	1:18.308	90.98	0.380	11:45:59.592
4 -	50.651	27.277	1:17.928 (1)	91.42		11:47:17.520
5 -	50.721	27.991	1:18.712	90.51	0.784	11:48:36.232
6 -	50.888	27.283	1:18.171 (3)	91.14	0.243	11:49:54.403
7 -	50.813	27.345	1:18.158 (2)	91.15	0.230	11:51:12.561

P4 22 GP Rik BALLERINI		Suzuki RG500 - SCLS LTD, CAMBRIDGE MC, GECKO RACING				
IDEAL LAP TIME : 1:17.332		BEST LAP TIME : 1:17.332		DIFFERENCE : 0.000		
LAP	SECTOR 1	SECTOR 2	LAP TIME	MPH	DIFF	TIME OF DAY
1 -		27.918	1:24.926	83.89	7.594	11:43:23.007
2 -	51.137	27.645	1:18.782	90.43	1.450	11:44:41.789
3 -	51.078	28.189	1:19.267	89.88	1.935	11:46:01.056
4 -	50.922	27.391	1:18.313 (3)	90.97	0.981	11:47:19.369
5 -	50.983	27.546	1:18.529	90.72	1.197	11:48:37.898
6 -	50.634	26.958	1:17.592 (2)	91.82	0.260	11:49:55.490
7 -	50.490	26.842	1:17.332 (1)	92.13		11:51:12.822

P5 2 M Andy GILL		Kawasaki ZXR400 -				
IDEAL LAP TIME : 1:17.936		BEST LAP TIME : 1:18.167		DIFFERENCE : 0.231		
LAP	SECTOR 1	SECTOR 2	LAP TIME	MPH	DIFF	TIME OF DAY
1 -		27.410	1:23.110	85.72	4.943	11:43:21.191
2 -	50.930	27.362	1:18.292 (2)	91.00	0.125	11:44:39.483
3 -	50.780	27.387	1:18.167 (1)	91.14		11:45:57.650
4 -	51.535	27.362	1:18.897	90.30	0.730	11:47:16.547
5 -	51.057	28.647	1:19.704	89.38	1.537	11:48:36.251
6 -	51.430	27.236	1:18.666 (3)	90.56	0.499	11:49:54.917
7 -	51.551	27.156	1:18.707	90.52	0.540	11:51:13.624

BMCRC - MRO Championships 2023 - Rnd 4 @ Donington Park
BMCRC Formula 400 & INTA Motorcycles Blue Haze GP 2-Stokes
RACE 2 - SECTOR ANALYSIS



SECTOR 1 = FL to I1, SECTOR 2 = I1 to FL, DIFF = Difference To Personal Best Lap, P = Crossed Finish Line in Pit Lane, D = Time Disallowed

P6 25 M Haydon SMITH		Kawasaki ZXR400 - HI-Precision Engineering Ltd				
IDEAL LAP TIME : 1:18.347		BEST LAP TIME : 1:18.600		DIFFERENCE : 0.253		
LAP	SECTOR 1	SECTOR 2	LAP TIME	MPH	DIFF	TIME OF DAY
1 -		27.422	1:23.704	85.11	5.104	11:43:21.785
2 -	51.528	28.249	1:19.777	89.30	1.177	11:44:41.562
3 -	51.041	27.929	1:18.970 (2)	90.21	0.370	11:46:00.532
4 -	51.127	28.085	1:19.212	89.94	0.612	11:47:19.744
5 -	50.925	27.675	1:18.600 (1)	90.64		11:48:38.344
6 -	51.631	27.654	1:19.285	89.86	0.685	11:49:57.629
7 -	51.003	27.992	1:18.995 (3)	90.19	0.395	11:51:16.624

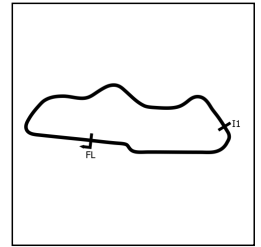
P7 55 GP Peter FELL		Honda RS250NX5 -				
IDEAL LAP TIME : 1:18.984		BEST LAP TIME : 1:19.175		DIFFERENCE : 0.191		
LAP	SECTOR 1	SECTOR 2	LAP TIME	MPH	DIFF	TIME OF DAY
1 -		27.647	1:26.360	82.49	7.185	11:43:24.441
2 -	52.202	27.577	1:19.779	89.30	0.604	11:44:44.220
3 -	51.904	27.714	1:19.618	89.48	0.443	11:46:03.838
4 -	51.858	27.692	1:19.550 (3)	89.56	0.375	11:47:23.388
5 -	52.049	27.126	1:19.175 (1)	89.98		11:48:42.563
6 -	52.620	27.436	1:20.056	88.99	0.881	11:50:02.619
7 -	52.060	27.404	1:19.464 (2)	89.65	0.289	11:51:22.083

P8 151 S Nick SMITH		Kawasaki ZXR400 - Hi-Precision Engineering Ltd				
IDEAL LAP TIME : 1:19.273		BEST LAP TIME : 1:19.342		DIFFERENCE : 0.069		
LAP	SECTOR 1	SECTOR 2	LAP TIME	MPH	DIFF	TIME OF DAY
1 -		28.517	1:25.362	83.46	6.020	11:43:23.443
2 -	51.573	27.769	1:19.342 (1)	89.79		11:44:42.785
3 -	51.504	28.292	1:19.796 (3)	89.28	0.454	11:46:02.581
4 -	51.544	28.085	1:19.629 (2)	89.47	0.287	11:47:22.210
5 -	51.840	28.152	1:19.992	89.06	0.650	11:48:42.202
6 -	51.904	27.961	1:19.865	89.20	0.523	11:50:02.067
7 -	52.010	28.538	1:20.548	88.45	1.206	11:51:22.615

P9 16 S Alan MAJOR		Kawasaki ZXR400 - Major Performance Developments				
IDEAL LAP TIME : 1:19.041		BEST LAP TIME : 1:19.348		DIFFERENCE : 0.307		
LAP	SECTOR 1	SECTOR 2	LAP TIME	MPH	DIFF	TIME OF DAY
1 -		28.027	1:26.220	82.63	6.872	11:43:24.301
2 -	52.390	28.084	1:20.474	88.53	1.126	11:44:44.775
3 -	51.746	27.969	1:19.715	89.37	0.367	11:46:04.490
4 -	51.941	27.628	1:19.569 (3)	89.54	0.221	11:47:24.059
5 -	51.675	27.673	1:19.348 (1)	89.78		11:48:43.407
6 -	52.753	27.580	1:20.333	88.68	0.985	11:50:03.740
7 -	51.461	28.044	1:19.505 (2)	89.61	0.157	11:51:23.245

P10 9 M Calvin KELLY		Kawasaki NINJA 400 -				
IDEAL LAP TIME : 1:19.384		BEST LAP TIME : 1:19.488		DIFFERENCE : 0.104		
LAP	SECTOR 1	SECTOR 2	LAP TIME	MPH	DIFF	TIME OF DAY
1 -		28.329	1:25.821	83.01	6.333	11:43:23.902
2 -	51.454	28.169	1:19.623 (3)	89.47	0.135	11:44:43.525
3 -	51.215	28.361	1:19.576 (2)	89.53	0.088	11:46:03.101
4 -	51.239	28.458	1:19.697	89.39	0.209	11:47:22.798
5 -	51.296	28.192	1:19.488 (1)	89.63		11:48:42.286
6 -	52.135	28.414	1:20.549	88.45	1.061	11:50:02.835
7 -	52.771	28.312	1:21.083	87.86	1.595	11:51:23.918

BMCRC - MRO Championships 2023 - Rnd 4 @ Donington Park
BMCRC Formula 400 & INTA Motorcycles Blue Haze GP 2-Stokes
RACE 2 - SECTOR ANALYSIS



SECTOR 1 = FL to I1, SECTOR 2 = I1 to FL, DIFF = Difference To Personal Best Lap, P = Crossed Finish Line in Pit Lane, D = Time Disallowed

P11 39 S		Aaron MONK		Kawasaki NINJA 400 - flyaspitfire.co.uk		
IDEAL LAP TIME : 1:19.625		BEST LAP TIME : 1:19.864		DIFFERENCE : 0.239		
LAP	SECTOR 1	SECTOR 2	LAP TIME	MPH	DIFF	TIME OF DAY
1 -		28.703	1:27.293	81.61	7.429	11:43:25.374
2 -	51.607	29.493	1:21.100	87.85	1.236	11:44:46.474
3 -	51.735	28.538	1:20.273	88.75	0.409	11:46:06.747
4 -	51.824	28.231	1:20.055 (3)	88.99	0.191	11:47:26.802
5 -	51.846	28.018	1:19.864 (1)	89.20		11:48:46.666
6 -	51.634	28.306	1:19.940 (2)	89.12	0.076	11:50:06.606
7 -	51.856	28.250	1:20.106	88.94	0.242	11:51:26.712

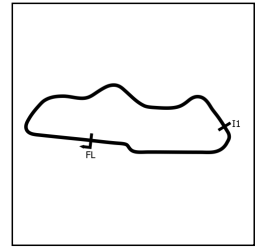
P12 3 GP		Tom BARRETT		Honda RS250 -		
IDEAL LAP TIME : 1:19.238		BEST LAP TIME : 1:19.402		DIFFERENCE : 0.164		
LAP	SECTOR 1	SECTOR 2	LAP TIME	MPH	DIFF	TIME OF DAY
1 -		28.844	1:28.065	80.90	8.663	11:43:26.146
2 -	51.376	28.026	1:19.402 (1)	89.72		11:44:45.548
3 -	51.243	28.690	1:19.933	89.13	0.531	11:46:05.481
4 -	51.726	28.025	1:19.751 (3)	89.33	0.349	11:47:25.232
5 -	51.627	27.995	1:19.622 (2)	89.48	0.220	11:48:44.854
6 -	52.786	28.818	1:21.604	87.30	2.202	11:50:06.458
7 -	53.093	28.831	1:21.924	86.96	2.522	11:51:28.382

P13 157 S		Geoff MOOK		Yamaha TZR 250 -		
IDEAL LAP TIME : 1:20.129		BEST LAP TIME : 1:20.129		DIFFERENCE : 0.000		
LAP	SECTOR 1	SECTOR 2	LAP TIME	MPH	DIFF	TIME OF DAY
1 -		28.628	1:28.920	80.12	8.791	11:43:27.001
2 -	52.713	28.871	1:21.584	87.32	1.455	11:44:48.585
3 -	52.525	28.269	1:20.794 (3)	88.18	0.665	11:46:09.379
4 -	52.853	28.371	1:21.224	87.71	1.095	11:47:30.603
5 -	52.702	28.432	1:21.134	87.81	1.005	11:48:51.737
6 -	52.575	28.150	1:20.725 (2)	88.25	0.596	11:50:12.462
7 -	51.983	28.146	1:20.129 (1)	88.91		11:51:32.591

P14 65 M		Andrew MOXON		Aprilia RS 250 - Vanguard Motorsport Uckfield + DART Motorspr		
IDEAL LAP TIME : 1:20.223		BEST LAP TIME : 1:20.281		DIFFERENCE : 0.058		
LAP	SECTOR 1	SECTOR 2	LAP TIME	MPH	DIFF	TIME OF DAY
1 -		29.337	1:29.878	79.26	9.597	11:43:27.959
2 -	53.133	28.452	1:21.585	87.32	1.304	11:44:49.544
3 -	53.623	28.581	1:22.204	86.67	1.923	11:46:11.748
4 -	52.154	28.127	1:20.281 (1)	88.74		11:47:32.029
5 -	52.096	28.264	1:20.360 (2)	88.65	0.079	11:48:52.389
6 -	52.234	28.292	1:20.526	88.47	0.245	11:50:12.915
7 -	52.192	28.245	1:20.437 (3)	88.57	0.156	11:51:33.352

P15 110 S		Mark HAIGH		Aprilia RS250 - Chesterfield CarClinic/The Tuning Works		
IDEAL LAP TIME : 1:21.724		BEST LAP TIME : 1:21.756		DIFFERENCE : 0.032		
LAP	SECTOR 1	SECTOR 2	LAP TIME	MPH	DIFF	TIME OF DAY
1 -		29.222	1:29.524	79.58	7.768	11:43:27.605
2 -	53.211	28.545	1:21.756 (1)	87.14		11:44:49.361
3 -	54.438	28.916	1:23.354	85.47	1.598	11:46:12.715
4 -	53.535	28.513	1:22.048 (2)	86.83	0.292	11:47:34.763
5 -	54.984	28.737	1:23.721	85.09	1.965	11:48:58.484
6 -	54.082	28.634	1:22.716 (3)	86.13	0.960	11:50:21.200
7 -	54.439	28.705	1:23.144	85.69	1.388	11:51:44.344

BMCRC - MRO Championships 2023 - Rnd 4 @ Donington Park
BMCRC Formula 400 & INTA Motorcycles Blue Haze GP 2-Stokes
RACE 2 - SECTOR ANALYSIS



SECTOR 1 = FL to I1, SECTOR 2 = I1 to FL, DIFF = Difference To Personal Best Lap, P = Crossed Finish Line in Pit Lane, D = Time Disallowed

P16 247 S		Lee HEALEY		Honda NC30 - Specialised Welding and Fabrications		
IDEAL LAP TIME : 1:21.611		BEST LAP TIME : 1:22.285		DIFFERENCE : 0.674		
LAP	SECTOR 1	SECTOR 2	LAP TIME	MPH	DIFF	TIME OF DAY
1 -		29.296	1:29.421	79.67	7.136	11:43:27.502
2 -	54.644	28.750	1:23.394	85.43	1.109	11:44:50.896
3 -	53.995	28.558	1:22.553 (2)	86.30	0.268	11:46:13.449
4 -	53.289	29.661	1:22.950	85.89	0.665	11:47:36.399
5 -	53.963	28.322	1:22.285 (1)	86.58		11:48:58.684
6 -	54.395	28.457	1:22.852 (3)	85.99	0.567	11:50:21.536
7 -	54.284	28.615	1:22.899	85.94	0.614	11:51:44.435

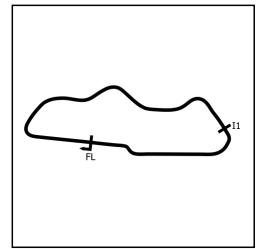
P17 90 S		Steve RAPA		Honda RVF400 (BRUCE) - My Own Fair Hands		
IDEAL LAP TIME : 1:22.181		BEST LAP TIME : 1:22.181		DIFFERENCE : 0.000		
LAP	SECTOR 1	SECTOR 2	LAP TIME	MPH	DIFF	TIME OF DAY
1 -		29.427	1:28.552	80.45	6.371	11:43:26.633
2 -	53.326	28.855	1:22.181 (1)	86.69		11:44:48.814
3 -	53.808	29.085	1:22.893 (2)	85.94	0.712	11:46:11.707
4 -	54.347	29.650	1:23.997	84.82	1.816	11:47:35.704
5 -	54.543	29.133	1:23.676	85.14	1.495	11:48:59.380
6 -	53.895	29.126	1:23.021	85.81	0.840	11:50:22.401
7 -	54.126	28.859	1:22.985 (3)	85.85	0.804	11:51:45.386

P18 115 S/R		Jake DONKERSLEY		Honda VFR400 NC30 -		
IDEAL LAP TIME : 1:22.827		BEST LAP TIME : 1:22.922		DIFFERENCE : 0.095		
LAP	SECTOR 1	SECTOR 2	LAP TIME	MPH	DIFF	TIME OF DAY
1 -		29.574	1:31.906	77.52	8.984	11:43:29.987
2 -	54.857	28.959	1:23.816	85.00	0.894	11:44:53.803
3 -	54.846	28.915	1:23.761 (2)	85.05	0.839	11:46:17.564
4 -	54.937	28.974	1:23.911	84.90	0.989	11:47:41.475
5 -	54.839	28.968	1:23.807 (3)	85.01	0.885	11:49:05.282
6 -	53.912	29.010	1:22.922 (1)	85.91		11:50:28.204
7 -	54.158	29.701	1:23.859	84.95	0.937	11:51:52.063

P19 27 S/R		Lucian Silviu SINCA		Kawasaki ZX400R - RAP Racing Team		
IDEAL LAP TIME : 1:23.886		BEST LAP TIME : 1:24.108		DIFFERENCE : 0.222		
LAP	SECTOR 1	SECTOR 2	LAP TIME	MPH	DIFF	TIME OF DAY
1 -		30.223	1:34.321	75.53	10.213	11:43:32.402
2 -	55.935	29.709	1:25.644	83.18	1.536	11:44:58.046
3 -	56.027	29.278	1:25.305	83.51	1.197	11:46:23.351
4 -	54.608	29.500	1:24.108 (1)	84.70		11:47:47.459
5 -	55.292	30.035	1:25.327	83.49	1.219	11:49:12.786
6 -	55.440	29.511	1:24.951 (3)	83.86	0.843	11:50:37.737
7 -	54.869	29.422	1:24.291 (2)	84.52	0.183	11:52:02.028

P20 7 M		Roy DEWHURST		Kawasaki ZXR 400 - Dawn		
IDEAL LAP TIME : 1:24.221		BEST LAP TIME : 1:24.511		DIFFERENCE : 0.290		
LAP	SECTOR 1	SECTOR 2	LAP TIME	MPH	DIFF	TIME OF DAY
1 -		30.064	1:33.662	76.06	9.151	11:43:31.743
2 -	56.308	29.627	1:25.935	82.90	1.424	11:44:57.678
3 -	56.044	30.083	1:26.127	82.72	1.616	11:46:23.805
4 -	56.079	29.859	1:25.938	82.90	1.427	11:47:49.743
5 -	54.939	29.637	1:24.576 (2)	84.23	0.065	11:49:14.319
6 -	55.211	29.300	1:24.511 (1)	84.30		11:50:38.830
7 -	55.410	29.282	1:24.692 (3)	84.12	0.181	11:52:03.522

BMCRC - MRO Championships 2023 - Rnd 4 @ Donington Park
BMCRC Formula 400 & INTA Motorcycles Blue Haze GP 2-Stokes
RACE 2 - SECTOR ANALYSIS



SECTOR 1 = FL to I1, SECTOR 2 = I1 to FL, DIFF = Difference To Personal Best Lap, P = Crossed Finish Line in Pit Lane, D = Time Disallowed

P21 477 S Kade WATT		Kawasaki NINJA 400 - JMF Contracts				
IDEAL LAP TIME : 1:24.553		BEST LAP TIME : 1:24.706		DIFFERENCE : 0.153		
LAP	SECTOR 1	SECTOR 2	LAP TIME	MPH	DIFF	TIME OF DAY
1 -		31.113	1:33.342	76.32	8.636	11:43:31.423
2 -	55.297	30.242	1:25.539	83.29	0.833	11:44:56.962
3 -	55.382	30.110	1:25.492 (3)	83.33	0.786	11:46:22.454
4 -	55.639	30.055	1:25.694	83.14	0.988	11:47:48.148
5 -	55.881	29.803	1:25.684	83.15	0.978	11:49:13.832
6 -	55.174	29.963	1:25.137 (2)	83.68	0.431	11:50:38.969
7 -	54.750	29.956	1:24.706 (1)	84.11		11:52:03.675

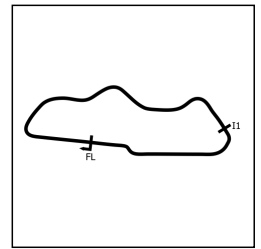
P22 24 S Harley GODZISZ		Honda NC30 - SonicRacing.co.uk				
IDEAL LAP TIME : 1:25.247		BEST LAP TIME : 1:25.247		DIFFERENCE : 0.000		
LAP	SECTOR 1	SECTOR 2	LAP TIME	MPH	DIFF	TIME OF DAY
1 -		30.570	1:34.416	75.45	9.169	11:43:32.497
2 -	56.501	29.950	1:26.451	82.41	1.204	11:44:58.948
3 -	56.323	29.804	1:26.127 (3)	82.72	0.880	11:46:25.075
4 -	56.100	30.229	1:26.329	82.52	1.082	11:47:51.404
5 -	55.715	29.532	1:25.247 (1)	83.57		11:49:16.651
6 -	56.012	29.609	1:25.621 (2)	83.21	0.374	11:50:42.272
7 -	56.266	30.117	1:26.383	82.47	1.136	11:52:08.655

P23 199 GP Michael FROST		Yamaha TZ250 4DP -				
IDEAL LAP TIME : 1:26.769		BEST LAP TIME : 1:27.083		DIFFERENCE : 0.314		
LAP	SECTOR 1	SECTOR 2	LAP TIME	MPH	DIFF	TIME OF DAY
1 -		32.521	1:38.612	72.24	11.529	11:43:36.693
2 -	56.945	30.942	1:27.887	81.06	0.804	11:45:04.580
3 -	57.062	30.605	1:27.667	81.26	0.584	11:46:32.247
4 -	57.002	30.662	1:27.664	81.27	0.581	11:47:59.911
5 -	56.680	30.883	1:27.563 (3)	81.36	0.480	11:49:27.474
6 -	56.932	30.151	1:27.083 (1)	81.81		11:50:54.557
7 -	56.618	30.528	1:27.146 (2)	81.75	0.063	11:52:21.703

P24 97 S Nicholas TAIG		Honda VFR400 NC30 - RST, Bell Helmets UK				
IDEAL LAP TIME : 1:26.963		BEST LAP TIME : 1:27.030		DIFFERENCE : 0.067		
LAP	SECTOR 1	SECTOR 2	LAP TIME	MPH	DIFF	TIME OF DAY
1 -		30.194	1:35.037	74.96	8.007	11:43:33.118
2 -	56.769	30.261	1:27.030 (1)	81.86		11:45:00.148
3 -	58.442	31.404	1:29.846	79.29	2.816	11:46:29.994
4 -	59.094	31.317	1:30.411	78.80	3.381	11:48:00.405
5 -	57.153	30.630	1:27.783 (3)	81.16	0.753	11:49:28.188
6 -	57.181	30.390	1:27.571 (2)	81.35	0.541	11:50:55.759
7 -	57.386	30.771	1:28.157	80.81	1.127	11:52:23.916

P25 99 M Jack WOLFF		Kawasaki NINJA 300 - Nym Technologies Racing				
IDEAL LAP TIME : 1:28.830		BEST LAP TIME : 1:28.830		DIFFERENCE : 0.000		
LAP	SECTOR 1	SECTOR 2	LAP TIME	MPH	DIFF	TIME OF DAY
1 -		33.665	1:39.404	71.67	10.574	11:43:37.485
2 -	57.736	31.535	1:29.271	79.80	0.441	11:45:06.756
3 -	57.913	31.266	1:29.179 (3)	79.89	0.349	11:46:35.935
4 -	58.087	31.517	1:29.604	79.51	0.774	11:48:05.539
5 -	57.740	31.212	1:28.952 (2)	80.09	0.122	11:49:34.491
6 -	57.676	31.154	1:28.830 (1)	80.20		11:51:03.321

BMCRC - MRO Championships 2023 - Rnd 4 @ Donington Park
BMCRC Formula 400 & INTA Motorcycles Blue Haze GP 2-Stokes
RACE 2 - SECTOR ANALYSIS



SECTOR 1 = FL to I1, SECTOR 2 = I1 to FL, DIFF = Difference To Personal Best Lap, P = Crossed Finish Line in Pit Lane, D = Time Disallowed

P26 57 S/R		John WILTON		Kawasaki ZXR400 - RAP Racing Team		
IDEAL LAP TIME : 1:28.161		BEST LAP TIME : 1:28.174		DIFFERENCE : 0.013		
LAP	SECTOR 1	SECTOR 2	LAP TIME	MPH	DIFF	TIME OF DAY
1 -		36.887	1:43.575	68.78	15.401	11:43:41.656
2 -	1:00.103	30.702	1:30.805	78.46	2.631	11:45:12.461
3 -	57.708	30.678	1:28.386 (2)	80.60	0.212	11:46:40.847
4 -	58.403	31.323	1:29.726	79.40	1.552	11:48:10.573
5 -	57.483	30.691	1:28.174 (1)	80.80		11:49:38.747
6 -	57.594	30.883	1:28.477 (3)	80.52	0.303	11:51:07.224

P27 17 R		Freddie BATE		Kawasaki NINJA 300 - hartjay		
IDEAL LAP TIME : 1:29.999		BEST LAP TIME : 1:30.388		DIFFERENCE : 0.389		
LAP	SECTOR 1	SECTOR 2	LAP TIME	MPH	DIFF	TIME OF DAY
1 -		32.215	1:40.030	71.22	9.642	11:43:38.111
2 -	59.088	31.300	1:30.388 (1)	78.82		11:45:08.499
3 -	58.699	31.747	1:30.446 (3)	78.77	0.058	11:46:38.945
4 -	59.370	31.724	1:31.094	78.21	0.706	11:48:10.039
5 -	59.055	31.389	1:30.444 (2)	78.77	0.056	11:49:40.483
6 -	59.065	31.782	1:30.847	78.42	0.459	11:51:11.330

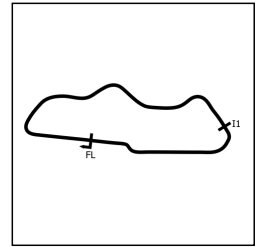
P28 21 GP		Stuart THURTLE		Spondon Yamaha TZ250 - TeamTortoise Racing		
IDEAL LAP TIME : 1:29.229		BEST LAP TIME : 1:29.531		DIFFERENCE : 0.302		
LAP	SECTOR 1	SECTOR 2	LAP TIME	MPH	DIFF	TIME OF DAY
1 -		33.381	1:41.186	70.41	11.655	11:43:39.267
2 -	58.537	30.994	1:29.531 (1)	79.57		11:45:08.798
3 -	58.993	31.987	1:30.980 (3)	78.30	1.449	11:46:39.778
4 -	59.947	31.036	1:30.983	78.30	1.452	11:48:10.761
5 -	58.986	32.343	1:31.329	78.01	1.798	11:49:42.090
6 -	58.235	31.421	1:29.656 (2)	79.46	0.125	11:51:11.746

P29 88 S/R		Florentin Valentin STANCIU		Kawasaki ZXR400 - RAP Racing Team		
IDEAL LAP TIME : 1:30.452		BEST LAP TIME : 1:30.452		DIFFERENCE : 0.000		
LAP	SECTOR 1	SECTOR 2	LAP TIME	MPH	DIFF	TIME OF DAY
1 -		32.419	1:41.020	70.52	10.568	11:43:39.101
2 -	1:02.138	32.635	1:34.773	75.17	4.321	11:45:13.874
3 -	59.559	31.684	1:31.243 (2)	78.08	0.791	11:46:45.117
4 -	58.996	31.456	1:30.452 (1)	78.76		11:48:15.569
5 -	59.882	32.078	1:31.960 (3)	77.47	1.508	11:49:47.529
6 -	1:00.422	32.828	1:33.250	76.40	2.798	11:51:20.779

P30 89 M		Phil ZANUTTO		Kawasaki ZXR400 - Westend garage		
IDEAL LAP TIME : 1:32.602		BEST LAP TIME : 1:32.709		DIFFERENCE : 0.107		
LAP	SECTOR 1	SECTOR 2	LAP TIME	MPH	DIFF	TIME OF DAY
1 -		32.315	1:42.101	69.77	9.392	11:43:40.182
2 -	1:02.338	33.790	1:36.128	74.11	3.419	11:45:16.310
3 -	1:01.908	33.482	1:35.390	74.68	2.681	11:46:51.700
4 -	1:01.269	31.965	1:33.234 (3)	76.41	0.525	11:48:24.934
5 -	1:00.662	32.047	1:32.709 (1)	76.84		11:49:57.643
6 -	1:01.021	31.940	1:32.961 (2)	76.64	0.252	11:51:30.604

P31 101 S/R		Francesco ROSSATO		Kawasaki ZXR400 - RAP Racing Team		
IDEAL LAP TIME : 1:31.214		BEST LAP TIME : 1:31.407		DIFFERENCE : 0.193		
LAP	SECTOR 1	SECTOR 2	LAP TIME	MPH	DIFF	TIME OF DAY
1 -		47.915	1:53.318	62.87	21.911	11:43:51.399
2 -	1:02.727	32.982	1:35.709	74.44	4.302	11:45:27.108
3 -	1:02.515	34.418	1:36.933	73.50	5.526	11:47:04.041
4 -	1:00.619	31.970	1:32.589 (3)	76.94	1.182	11:48:36.630
5 -	1:00.017	31.752	1:31.769 (2)	77.63	0.362	11:50:08.399
6 -	59.462	31.945	1:31.407 (1)	77.94		11:51:39.806

BMCRC - MRO Championships 2023 - Rnd 4 @ Donington Park
BMCRC Formula 400 & INTA Motorcycles Blue Haze GP 2-Stokes
RACE 2 - SECTOR ANALYSIS



SECTOR 1 = FL to I1, SECTOR 2 = I1 to FL, DIFF = Difference To Personal Best Lap, P = Crossed Finish Line in Pit Lane, D = Time Disallowed

P32 83 S		Peter GIBSON		Honda VFR400 -			
IDEAL LAP TIME : 1:33.974		BEST LAP TIME : 1:34.108		DIFFERENCE : 0.134			
LAP	SECTOR 1	SECTOR 2	LAP TIME	MPH	DIFF	TIME OF DAY	
1 -		35.297	1:49.327	65.16	15.219	11:43:47.408	
2 -	1:04.948	33.916	1:38.864	72.06	4.756	11:45:26.272	
3 -	1:02.785	34.812	1:37.597	73.00	3.489	11:47:03.869	
4 -	1:03.094	33.738	1:36.832 (3)	73.57	2.724	11:48:40.701	
5 -	1:02.195	32.520	1:34.715 (2)	75.22	0.607	11:50:15.416	
6 -	1:01.454	32.654	1:34.108 (1)	75.70		11:51:49.524	

P33 20 GP		Gavin MILLS		Honda RS - Reg Richardson Racing			
IDEAL LAP TIME : 1:14.746		BEST LAP TIME : 1:15.126		DIFFERENCE : 0.380			
LAP	SECTOR 1	SECTOR 2	LAP TIME	MPH	DIFF	TIME OF DAY	
1 -		26.010	1:19.597	89.50	4.471	11:43:17.678	
2 -	48.736	26.390	1:15.126 (1)	94.83		11:44:32.804	

BMCRC - MRO Championships 2023 - Rnd 4 @ Donington Park

BMCRC Formula 400 & INTA Motorcycles Blue Haze GP 2-Stokes

RACE 2 - BEST SECTORS

SECTOR 1			SECTOR 2			IDEAL / BEST COMPARISON						
POS	NO	NAME	TIME	NO	NAME	TIME	POS	NO	NAME	IDEAL	BEST	DIFF
									PERFECT LAP	1:14.746		
1	20	MILLS	48.736	20	MILLS	26.010	1	20	MILLS	1:14.746	1:15.126	0.380
2	43	SWAIN	49.228	43	SWAIN	26.500	2	43	SWAIN	1:15.728	1:16.139	0.411
3	71	DUNN	50.357	22	BALLERINI	26.842	3	71	DUNN	1:17.210	1:17.454	0.244
4	22	BALLERINI	50.490	71	DUNN	26.853	4	22	BALLERINI	1:17.332	1:17.332	0.000
5	13	EDMONDSON	50.651	55	FELL	27.126	5	13	EDMONDSON	1:17.928	1:17.928	0.000
6	2	GILL	50.780	2	GILL	27.156	6	2	GILL	1:17.936	1:18.167	0.231
7	25	SMITH	50.925	13	EDMONDSON	27.277	7	25	SMITH	1:18.347	1:18.600	0.253
8	9	KELLY	51.215	25	SMITH	27.422	8	55	FELL	1:18.984	1:19.175	0.191
9	3	BARRETT	51.243	16	MAJOR	27.580	9	16	MAJOR	1:19.041	1:19.348	0.307
10	16	MAJOR	51.461	151	SMITH	27.769	10	3	BARRETT	1:19.238	1:19.402	0.164
11	151	SMITH	51.504	3	BARRETT	27.995	11	151	SMITH	1:19.273	1:19.342	0.069
12	39	MONK	51.607	39	MONK	28.018	12	9	KELLY	1:19.384	1:19.488	0.104
13	55	FELL	51.858	65	MOXON	28.127	13	39	MONK	1:19.625	1:19.864	0.239
14	157	MOOK	51.983	157	MOOK	28.146	14	157	MOOK	1:20.129	1:20.129	0.000
15	65	MOXON	52.096	9	KELLY	28.169	15	65	MOXON	1:20.223	1:20.281	0.058
16	110	HAIGH	53.211	247	HEALEY	28.322	16	247	HEALEY	1:21.611	1:22.285	0.674
17	247	HEALEY	53.289	110	HAIGH	28.513	17	110	HAIGH	1:21.724	1:21.756	0.032
18	90	RAPA	53.326	90	RAPA	28.855	18	90	RAPA	1:22.181	1:22.181	0.000
19	115	DONKERSLEY	53.912	115	DONKERSLEY	28.915	19	115	DONKERSLEY	1:22.827	1:22.922	0.095
20	27	SINCA	54.608	27	SINCA	29.278	20	27	SINCA	1:23.886	1:24.108	0.222
21	477	WATT	54.750	7	DEWHURST	29.282	21	7	DEWHURST	1:24.221	1:24.511	0.290
22	7	DEWHURST	54.939	24	GODZISZ	29.532	22	477	WATT	1:24.553	1:24.706	0.153
23	24	GODZISZ	55.715	477	WATT	29.803	23	24	GODZISZ	1:25.247	1:25.247	0.000
24	199	FROST	56.618	199	FROST	30.151	24	199	FROST	1:26.769	1:27.083	0.314
25	97	TAIG	56.769	97	TAIG	30.194	25	97	TAIG	1:26.963	1:27.030	0.067
26	57	WILTON	57.483	57	WILTON	30.678	26	57	WILTON	1:28.161	1:28.174	0.013
27	99	WOLFF	57.676	21	THURTL	30.994	27	99	WOLFF	1:28.830	1:28.830	0.000
28	21	THURTL	58.235	99	WOLFF	31.154	28	21	THURTL	1:29.229	1:29.531	0.302
29	17	BATE	58.699	17	BATE	31.300	29	17	BATE	1:29.999	1:30.388	0.389
30	88	STANCIU	58.996	88	STANCIU	31.456	30	88	STANCIU	1:30.452	1:30.452	0.000
31	101	ROSSATO	59.462	101	ROSSATO	31.752	31	101	ROSSATO	1:31.214	1:31.407	0.193
32	89	ZANUTTO	1:00.662	89	ZANUTTO	31.940	32	89	ZANUTTO	1:32.602	1:32.709	0.107
33	83	GIBSON	1:01.454	83	GIBSON	32.520	33	83	GIBSON	1:33.974	1:34.108	0.134

BMCRC - MRO Championships 2023 - Rnd 4 @ Donington Park
BMCRC Formula 400 & INTA Motorcycles Blue Haze GP 2-Stokes
RACE 2 - STATISTICS

Competitors Started 33
Planned Start 2023-06-03 @ 12:00:00.000
Actual Start 2023-06-03 @ 11:41:58.080
Finish Time 2023-06-03 @ 11:50:58.334
Track Length 1.9790mi.
Total Laps 218
Total Distance Covered 431.4366mi.

Session Fastest Lap History

NO	CL	NAME	LAP TIME	TIME OF DAY	LAP	VEHICLE
20	GP	Gavin MILLS	1:15.126	11:44:32.827	2	Honda RS

Session Leader History

NO	CL	NAME	FROM LAP	LAPS LED	DISTANCE	VEHICLE
20	GP	Gavin MILLS	1	2	3.92 miles	Honda RS
43	GP	Frank SWAIN	3	5	9.89 miles	Honda RS250NX5

Flag History

TYPE	TIME OF DAY
GREEN	11:41:58.080
FINISH	11:50:58.334

Flag Statistics

TYPE	COUNT	TOTAL LAPS	TOTAL TIME
Green	1	7	10:37.661
Red	0	0	0.000
Safety Car	0	0	0.000
FCY	0	0	0.000

BMCRC - MRO Championships 2023 - Rnd 4 @ Donington Park
BMCRC Formula 400 & INTA Motorcycles Blue Haze GP 2-Stokes
RACE 2 - STATISTICS

CLASS : GP

9 Starters

Fastest Lap History

NO	NAME	LAP TIME	TIME OF DAY	LAP	VEHICLE
20	Gavin MILLS	1:15.126	11:44:32.827	2	Honda RS

Leader History

NO	NAME	FROM LAP	LAPS LED	DISTANCE	VEHICLE
20	Gavin MILLS	1	2	3.92 miles	Honda RS
43	Frank SWAIN	3	5	9.89 miles	Honda RS250NX5

BMCRC - MRO Championships 2023 - Rnd 4 @ Donington Park
BMCRC Formula 400 & INTA Motorcycles Blue Haze GP 2-Stokes
RACE 2 - STATISTICS

CLASS : M

7 Starters

Fastest Lap History

NO	NAME	LAP TIME	TIME OF DAY	LAP	VEHICLE
2	Andy GILL	1:18.292	11:44:39.501	2	Kawasaki ZXR400
2	Andy GILL	1:18.167	11:45:57.668	3	Kawasaki ZXR400

Leader History

NO	NAME	FROM LAP	LAPS LED	DISTANCE	VEHICLE
2	Andy GILL	1	7	13.81 miles	Kawasaki ZXR400

BMCRC - MRO Championships 2023 - Rnd 4 @ Donington Park
BMCRC Formula 400 & INTA Motorcycles Blue Haze GP 2-Stokes
RACE 2 - STATISTICS

CLASS : R

1 Starters

Fastest Lap History

NO	NAME	LAP TIME	TIME OF DAY	LAP	VEHICLE
17	Freddie BATE	1:30.388	11:45:08.528	2	Kawasaki NINJA 300

Leader History

NO	NAME	FROM LAP	LAPS LED	DISTANCE	VEHICLE
17	Freddie BATE	1	6	11.83 miles	Kawasaki NINJA 300

BMCRC - MRO Championships 2023 - Rnd 4 @ Donington Park
BMCRC Formula 400 & INTA Motorcycles Blue Haze GP 2-Stokes
RACE 2 - STATISTICS

CLASS : S

11 Starters

Fastest Lap History

NO	NAME	LAP TIME	TIME OF DAY	LAP	VEHICLE
151	Nick SMITH	1:19.342	11:44:42.791	2	Kawasaki ZXR400

Leader History

NO	NAME	FROM LAP	LAPS LED	DISTANCE	VEHICLE
151	Nick SMITH	1	7	13.81 miles	Kawasaki ZXR400

BMCRC - MRO Championships 2023 - Rnd 4 @ Donington Park
BMCRC Formula 400 & INTA Motorcycles Blue Haze GP 2-Stokes
RACE 2 - STATISTICS

CLASS : S/R

5 Starters

Fastest Lap History

NO	NAME	LAP TIME	TIME OF DAY	LAP	VEHICLE
115	Jake DONKERSLEY	1:23.816	11:44:53.845	2	Honda VFR400 NC30
115	Jake DONKERSLEY	1:23.761	11:46:17.606	3	Honda VFR400 NC30
115	Jake DONKERSLEY	1:22.922	11:50:28.247	6	Honda VFR400 NC30

Leader History

NO	NAME	FROM LAP	LAPS LED	DISTANCE	VEHICLE
115	Jake DONKERSLEY	1	7	13.81 miles	Honda VFR400 NC30

BMCRC - MRO Championships 2023 - Rnd 4 @ Donington Park
BMCRC Formula 400 & INTA Motorcycles Blue Haze GP 2-Stokes
RACE 13 - GRID (7 Laps) - AMENDED

ROW 12	35	14 Nathan WISNIEWSKI	34	75 Anthony JOHNSON		
ROW 11	33	83 Peter GIBSON	32	89 Phil ZANUTTO	31	101 Francesco ROSSATO
ROW 10	30	88 Florentin Valentin STANCIU	29	17 Freddie BATE	28	21 Stuart THURTL
ROW 9	27	99 Jack WOLFF	26	57 John WILTON	25	199 Michael FROST
ROW 8	24	97 Nicholas TAIG	23	24 Harley GODZISZ	22	477 Kade WATT
ROW 7	21	7 Roy DEWHURST	20	27 Lucian Silviu SINCA	19	115 Jake DONKERSLEY
ROW 6	18	247 Lee HEALEY	17	90 Steve RAPA	16	110 Mark HAIGH
ROW 5	15	65 Andrew MOXON	14	157 Geoff MOOK	13	39 Aaron MONK
ROW 4	12	9 Calvin KELLY	11	3 Tom BARRETT	10	16 Alan MAJOR
ROW 3	9	151 Nick SMITH	8	55 Peter FELL	7	25 Haydon SMITH
ROW 2	6	2 Andy GILL	5	13 Doug EDMONDSON	4	71 Bruce DUNN
ROW 1	3	22 Rik BALLERINI	2	43 Frank SWAIN	1	20 Gavin MILLS
Pole						

Donington Park National: 1.9790 miles

These results are provisional until the conclusion of any judicial and technical matters.

Clerk Of Course :	Stewards :	Timekeeper : Richard Evans
-------------------	------------	----------------------------

Results can be found at www.tsl-timing.com

Printed - 12:40 Saturday, 03 June 2023

BMCRC - MRO Championships 2023 - Rnd 4 @ Donington Park
BMCRC Formula 400 & INTA Motorcycles Blue Haze GP 2-Stokes
RACE 13 - CLASSIFICATION

POS	NO	CL	PIC NAME	ENTRY	LAPS	TIME	GAP	DIFF	MPH	BEST	ON
1	43	GP	1 Frank SWAIN	Honda RS250NX5 - Fincham's Two Strokes	7	9:11.178			90.23	1:17.161	5
2	13	GP	2 Doug EDMONDSON	Yamaha TZ250 - Stan Stephens Tuning	7	9:20.086	8.908	8.908	88.80	1:18.242	4
3	22	GP	3 Rik BALLERINI	Suzuki RG500 - SCLS LTD, CAMBRIDGE MC, GEC	7	9:20.720	9.542	0.634	88.70	1:18.230	4
4	2	M	1 Andy GILL	Kawasaki ZXR400 -	7	9:22.110	10.932	1.390	88.48	1:19.262	5
5	151	S	1 Nick SMITH	Kawasaki ZXR400 - Hi-Precision Engineering Ltd	7	9:22.572	11.394	0.462	88.40	1:19.065	6
6	9	M	2 Calvin KELLY	Kawasaki NINJA 400 -	7	9:23.051	11.873	0.479	88.33	1:18.922	6
7	16	S	2 Alan MAJOR	Kawasaki ZXR400 - Major Performance Developmer	7	9:29.569	18.391	6.518	87.32	1:19.516	3
8	55	GP	4 Peter FELL	Honda RS250NX5 -	7	9:31.831	20.653	2.262	86.97	1:19.626	3
9	39	S	3 Aaron MONK	Kawasaki NINJA 400 - flyaspitfire.co.uk	7	9:32.320	21.142	0.489	86.90	1:19.967	7
10	65	M	3 Andrew MOXON	Aprilia RS 250 - Vanguard Motorsport Uckfield + DAF	7	9:39.851	28.673	7.531	85.77	1:20.257	3
11	157	S	4 Geoff MOOK	Yamaha TZR 250 -	7	9:43.996	32.818	4.145	85.16	1:20.398	2
12	247	S	5 Lee HEALEY	Honda NC30 - Specialised Welding and Fabrications	7	9:52.849	41.671	8.853	83.89	1:22.520	5
13	90	S	6 Steve RAPA	Honda RVF400 (BRUCE) - My Own Fair Hands	7	9:53.047	41.869	0.198	83.86	1:22.751	2
14	110	S	7 Mark HAIGH	Aprilia RS250 - Chesterfield CarClinic/The Tuning W	7	9:57.239	46.061	4.192	83.27	1:23.456	5
15	27	S/R	1 Lucian Silviu SINCA	Kawasaki ZX400R - RAP Racing Team	7	10:00.067	48.889	2.828	82.88	1:23.872	6
16	115	S/R	2 Jake DONKERSLEY	Honda VFR400 NC30 -	7	10:00.802	49.624	0.735	82.78	1:24.156	3
17	3	GP	5 Tom BARRETT	Honda RS250 -	7	10:06.400	55.222	5.598	82.01	1:22.532	3
18	7	M	4 Roy DEWHURST	Kawasaki ZXR 400 - Dawn	7	10:16.293	1:05.115	9.893	80.70	1:25.647	7
19	24	S	8 Harley GODZISZ	Honda NC30 - SonicRacing.co.uk	7	10:17.484	1:06.306	1.191	80.54	1:25.772	2
20	83	S	9 Peter GIBSON	Honda VFR400 -	7	10:18.756	1:07.578	1.272	80.38	1:23.909	3
21	57	S/R	3 John WILTON	Kawasaki ZXR400 - RAP Racing Team	7	10:27.971	1:16.793	9.215	79.20	1:28.357	2
22	199	GP	6 Michael FROST	Yamaha TZ250 4DP -	7	10:35.083	1:23.905	7.112	78.31	1:26.198	5
23	21	GP	7 Stuart THURTLIE	Spondon Yamaha TZ250 - TeamTortoise Racing	7	10:35.644	1:24.466	0.561	78.24	1:28.379	6
24	97	S	10 Nicholas TAIG	Honda VFR400 NC30 - RST, Bell Helmets UK	7	10:35.675	1:24.497	0.031	78.24	1:28.699	3
25	17	R	1 Freddie BATE	Kawasaki NINJA 300 - hartjay	7	10:37.199	1:26.021	1.524	78.05	1:29.069	2
26	99	M	5 Jack WOLFF	Kawasaki NINJA 300 - Nym Technologies Racing	7	10:37.298	1:26.120	0.099	78.04	1:29.083	2
27	88	S/R	4 Florentin Valentin STANCIU	Kawasaki ZXR400 - RAP Racing Team	6	9:22.390	1 Lap	1 Lap	75.76	1:31.013	2
28	101	S/R	5 Francesco ROSSATO	Kawasaki ZXR400 - RAP Racing Team	6	9:52.929	1 Lap	30.539	71.86	1:30.713	5

NOT CLASSIFIED

DNF	71	GP	Bruce DUNN	Yamaha TZ250 - Bilstein UK	5	6:39.003	2 Laps	1 Lap	88.93	1:17.422	4
DNF	25	M	Haydon SMITH	Kawasaki ZXR400 - HI-Precision Engineering Ltd	3	4:04.385	4 Laps	2 Laps	86.90	1:19.788	2
DNF	20	GP	Gavin MILLS	Honda RS - Reg Richardson Racing	2	2:40.899	5 Laps	1 Lap	87.71	1:20.258	2

FASTEST LAP

43	GP	Frank SWAIN	Honda RS250NX5 - Fincham's Two Strokes	5	1:17.161	92.33 mph	148.59 kph
9	M	Calvin KELLY	Kawasaki NINJA 400 -	6	1:18.922	90.27 mph	145.28 kph
151	S	Nick SMITH	Kawasaki ZXR400 - Hi-Precision Engineering Ltd	6	1:19.065	90.11 mph	145.01 kph
27	S/R	Lucian Silviu SINCA	Kawasaki ZX400R - RAP Racing Team	6	1:23.872	84.94 mph	136.70 kph
17	R	Freddie BATE	Kawasaki NINJA 300 - hartjay	2	1:29.069	79.99 mph	128.73 kph

Class GP - 92.5% of Race Speed = 83.46 mph
 Class M - 92.5% of Race Speed = 81.84 mph
 Class S - 92.5% of Race Speed = 81.77 mph
 Class S/R - 92.5% of Race Speed = 76.66 mph
 Class R - 92.5% of Race Speed = 72.19 mph

Weather / Track : Sunny / Dry

These results are provisional until the conclusion of any judicial and technical matters.

Race Distance: 7 Laps / 13.85 miles
 Donington Park National: 1.9790 miles
 Date: 03/06/2023 Start: 15:28 Finish: 15:37

Clerk Of Course :	Stewards :	Timekeeper : Richard Evans
-------------------	------------	----------------------------

Results can be found at www.tsl-timing.com

Printed - 15:40 Saturday, 03 June 2023

BMCRC - MRO Championships 2023 - Rnd 4 @ Donington Park

BMCRC Formula 400 & INTA Motorcycles Blue Haze GP 2-Stokes

RACE 13 - LAP CHART

LAP 1 @ 15:29:25.332

NO	BEHIND	LAP TIME
20		1:20.641
43	0.243	1:20.884
71	1.547	1:22.188
2	1.949	1:22.590
22	3.079	1:23.720
25	3.548	1:24.189
151	3.656	1:24.297
9	4.236	1:24.877
13	4.533	1:25.174
16	5.055	1:25.696
55	5.560	1:26.201
65	6.269	1:26.910
39	6.422	1:27.063
157	6.909	1:27.550
90	7.987	1:28.628
27	10.220	1:30.861
110	10.328	1:30.969
247	10.556	1:31.197
115	10.783	1:31.424
7	11.695	1:32.336
24	12.661	1:33.302
83	13.048	1:33.689
57	14.989	1:35.630
97	15.462	1:36.103
99	16.310	1:36.951
17	16.452	1:37.093
88	17.925	1:38.566
21	18.811	1:39.452
3	21.535	1:42.176
199	33.581	1:54.222
101	53.744	2:14.385

199	43.109	1:27.637
101	1:08.482	1:32.847

199	1:00.511	1:27.591
-----	----------	----------

LAP 7 @ 15:37:15.869

NO	BEHIND	LAP TIME
43		1:20.635
13	8.908	1:19.005
22	9.542	1:20.303
2	10.932	1:19.591
88	1 Lap	1:34.336
151	11.394	1:19.321
9	11.873	1:19.274
16	18.391	1:23.570
55	20.653	1:21.270
39	21.142	1:19.967
65	28.673	1:23.964
157	32.818	1:23.828
247	41.671	1:24.122
101	1 Lap	1:31.396
90	41.869	1:24.764
110	46.061	1:25.196
27	48.889	1:24.419
115	49.624	1:24.822
3	55.222	1:22.592
7	1:05.115	1:25.647
24	1:06.306	1:26.199
83	1:07.578	1:28.380
57	1:16.793	1:28.596
199	1:23.905	1:26.288
21	1:24.466	1:30.060
97	1:24.497	1:30.558
17	1:26.021	1:30.720
99	1:26.120	1:30.554

LAP 3 @ 15:32:02.590

NO	BEHIND	LAP TIME
43		1:19.149
71	4.178	1:19.567
22	5.576	1:20.399
13	5.937	1:19.997
2	6.214	1:20.498
25	6.486	1:20.408
9	7.028	1:19.933
151	7.325	1:20.677
16	7.586	1:19.516
55	7.899	1:19.626
65	9.549	1:20.257
157	10.967	1:20.918
39	10.996	1:21.175
90	16.808	1:23.328
110	21.819	1:23.843
27	22.039	1:24.307
115	22.217	1:24.156
247	22.328	1:23.518
83	25.299	1:23.909
7	27.451	1:26.636
24	27.809	1:26.634
3	31.267	1:22.532
57	34.514	1:28.426
97	35.916	1:28.699
99	37.320	1:29.185
17	37.425	1:29.162
21	40.753	1:29.455
88	43.604	1:31.924
199	50.628	1:26.668

LAP 5 @ 15:34:37.459

NO	BEHIND	LAP TIME
43		1:17.161
71	6.235	1:19.504
22	8.239	1:19.302
13	9.110	1:19.800
2	10.099	1:19.262
151	11.418	1:19.523
9	12.087	1:20.302
16	13.154	1:20.222
55	15.768	1:21.622
101	1 Lap	1:31.296
39	18.840	1:21.663
65	20.014	1:23.441
157	23.742	1:24.925
90	31.533	1:25.249
247	33.306	1:22.520
110	35.306	1:23.456
115	38.628	1:24.498
27	39.008	1:25.518
83	47.852	1:31.348
3	48.168	1:26.656
7	50.182	1:28.946
24	51.041	1:28.960
57	57.804	1:29.206
97	1:02.331	1:30.002
17	1:03.349	1:29.981
99	1:04.044	1:30.622
21	1:04.437	1:28.883
199	1:09.548	1:26.198
88	1:15.286	1:32.158

LAP 2 @ 15:30:43.441

NO	BEHIND	LAP TIME
43		1:17.866
20	2.149	1:20.258
71	3.760	1:20.322
22	4.326	1:19.356
2	4.865	1:21.025
13	5.089	1:18.665
25	5.227	1:19.788
151	5.797	1:20.250
9	6.244	1:20.117
16	7.219	1:20.273
55	7.422	1:19.971
65	8.441	1:20.281
39	8.970	1:20.657
157	9.198	1:20.398
90	12.629	1:22.751
27	16.881	1:24.770
110	17.125	1:24.906
115	17.210	1:24.536
247	17.959	1:25.512
7	19.964	1:26.378
24	20.324	1:25.772
83	20.539	1:25.600
57	25.237	1:28.357
97	26.366	1:29.013
99	27.284	1:29.083
17	27.412	1:29.069
3	27.884	1:24.458
21	30.447	1:29.745
88	30.829	1:31.013

LAP 4 @ 15:33:20.298

NO	BEHIND	LAP TIME
43		1:17.708
71	3.892	1:17.422
101	1 Lap	1:32.292
22	6.098	1:18.230
13	6.471	1:18.242
2	7.998	1:19.492
9	8.946	1:19.626
151	9.056	1:19.439
16	10.093	1:20.215
55	11.307	1:21.116
65	13.734	1:21.893
39	14.338	1:21.050
157	15.978	1:22.719
90	23.445	1:24.345
247	27.947	1:23.327
110	29.011	1:24.900
27	30.651	1:26.320
115	31.291	1:26.782
83	33.665	1:26.074
7	38.397	1:28.654
3	38.673	1:25.114
24	39.242	1:29.141
57	45.759	1:28.953
97	49.490	1:31.282
17	50.529	1:30.812
99	50.583	1:30.971
21	52.715	1:29.670
88	1:00.289	1:34.393

LAP 6 @ 15:35:55.234

NO	BEHIND	LAP TIME
43		1:17.775
22	9.874	1:19.410
13	10.538	1:19.203
2	11.976	1:19.652
151	12.708	1:19.065
9	13.234	1:18.922
16	15.456	1:20.077
55	20.018	1:22.025
39	21.810	1:20.745
65	25.344	1:23.105
157	29.625	1:23.658
101	1 Lap	1:30.713
90	37.740	1:23.982
247	38.184	1:22.653
110	41.500	1:23.969
27	45.105	1:23.872
115	45.437	1:24.584
3	53.265	1:22.872
83	59.833	1:29.756
7	1:00.103	1:27.696
24	1:00.742	1:27.476
57	1:08.832	1:28.803
97	1:14.574	1:30.018
21	1:15.041	1:28.379
17	1:15.936	1:30.362
99	1:16.201	1:29.932
199	1:18.252	1:26.479

Weather / Track : Sunny / Dry

Results can be found at www.tsl-timing.com

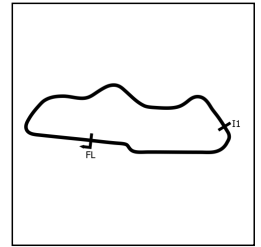
Donington Park National: 1.9790 miles
Date: 03/06/2023 Start: 15:28 Finish: 15:37

Printed - 15:40 Saturday, 03 June 2023

BMCRC - MRO Championships 2023 - Rnd 4 @ Donington Park
BMCRC Formula 400 & INTA Motorcycles Blue Haze GP 2-Stokes
RACE 13 - POSITION CHART

No	Name	Lap Pos	1	2	3	4	5	6	7
			20	MILLS	1	20	43	43	43
43	SWAIN	2	43	20	71	71	71	22	13
22	BALLERINI	3	71	71	22	22	22	13	22
71	DUNN	4	2	22	13	13	13	2	2
13	EDMONDSON	5	22	2	2	2	2	151	151
2	GILL	6	25	13	25	9	151	9	9
25	SMITH	7	151	25	9	151	9	16	16
55	FELL	8	9	151	151	16	16	55	55
151	SMITH	9	13	9	16	55	55	39	39
16	MAJOR	10	16	16	55	65	39	65	65
3	BARRETT	11	55	55	65	39	65	157	157
9	KELLY	12	65	65	157	157	157	90	247
39	MONK	13	39	39	39	90	90	247	90
157	MOOK	14	157	157	90	247	247	110	110
65	MOXON	15	90	90	110	110	110	27	27
110	HAIGH	16	27	27	27	27	115	115	115
90	RAPA	17	110	110	115	115	27	3	3
247	HEALEY	18	247	115	247	83	83	83	7
115	DONKERSLEY	19	115	247	83	7	3	7	24
27	SINCA	20	7	7	7	3	7	24	83
7	DEWHURST	21	24	24	24	24	24	57	57
24	GODZISZ	22	83	83	3	57	57	97	199
97	TAIG	23	57	57	57	97	97	21	21
199	FROST	24	97	97	97	17	17	17	97
57	WILTON	25	99	99	99	99	99	99	17
99	WOLFF	26	17	17	17	21	21	199	99
21	THURTLLE	27	88	3	21	88	199	88	
17	BATE	28	21	21	88	199	88	101	
88	STANCIU	29	3	88	199	101	101		
101	ROSSATO	30	199	199	101				
83	GIBSON	31	101	101					

BMCRC - MRO Championships 2023 - Rnd 4 @ Donington Park
BMCRC Formula 400 & INTA Motorcycles Blue Haze GP 2-Stokes
RACE 13 - SECTOR ANALYSIS



SECTOR 1 = FL to I1, SECTOR 2 = I1 to FL, DIFF = Difference To Personal Best Lap, P = Crossed Finish Line in Pit Lane, D = Time Disallowed

P1 43 GP Frank SWAIN		Honda RS250NX5 - Fincham's Two Strokes				
IDEAL LAP TIME : 1:16.785		BEST LAP TIME : 1:17.161		DIFFERENCE : 0.376		
LAP	SECTOR 1	SECTOR 2	LAP TIME	MPH	DIFF	TIME OF DAY
1 -		26.787	1:20.884	88.08	3.723	15:29:25.575
2 -	50.129	27.737	1:17.866	91.49	0.705	15:30:43.441
3 -	51.748	27.401	1:19.149	90.01	1.988	15:32:02.590
4 -	50.124	27.584	1:17.708 (2)	91.68	0.547	15:33:20.298
5 -	49.998	27.163	1:17.161 (1)	92.33		15:34:37.459
6 -	50.299	27.476	1:17.775 (3)	91.60	0.614	15:35:55.234
7 -	52.875	27.760	1:20.635	88.35	3.474	15:37:15.869

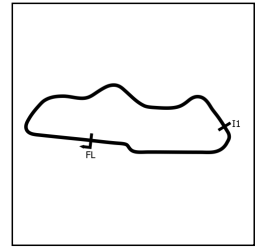
P2 13 GP Doug EDMONDSON		Yamaha TZ250 - Stan Stephens Tuning				
IDEAL LAP TIME : 1:17.960		BEST LAP TIME : 1:18.242		DIFFERENCE : 0.282		
LAP	SECTOR 1	SECTOR 2	LAP TIME	MPH	DIFF	TIME OF DAY
1 -		27.446	1:25.174	83.64	6.932	15:29:29.865
2 -	50.514	28.151	1:18.665 (2)	90.56	0.423	15:30:48.530
3 -	52.102	27.895	1:19.997	89.06	1.755	15:32:08.527
4 -	50.632	27.610	1:18.242 (1)	91.05		15:33:26.769
5 -	51.460	28.340	1:19.800	89.28	1.558	15:34:46.569
6 -	51.089	28.114	1:19.203	89.95	0.961	15:36:05.772
7 -	51.380	27.625	1:19.005 (3)	90.17	0.763	15:37:24.777

P3 22 GP Rik BALLERINI		Suzuki RG500 - SCLS LTD, CAMBRIDGE MC, GECKO RACING				
IDEAL LAP TIME : 1:18.019		BEST LAP TIME : 1:18.230		DIFFERENCE : 0.211		
LAP	SECTOR 1	SECTOR 2	LAP TIME	MPH	DIFF	TIME OF DAY
1 -		27.453	1:23.720	85.10	5.490	15:29:28.411
2 -	50.566	28.790	1:19.356 (3)	89.78	1.126	15:30:47.767
3 -	51.788	28.611	1:20.399	88.61	2.169	15:32:08.166
4 -	50.698	27.532	1:18.230 (1)	91.07		15:33:26.396
5 -	51.634	27.668	1:19.302 (2)	89.84	1.072	15:34:45.698
6 -	51.790	27.620	1:19.410	89.71	1.180	15:36:05.108
7 -	52.053	28.250	1:20.303	88.72	2.073	15:37:25.411

P4 2 M Andy GILL		Kawasaki ZXR400 -				
IDEAL LAP TIME : 1:18.735		BEST LAP TIME : 1:19.262		DIFFERENCE : 0.527		
LAP	SECTOR 1	SECTOR 2	LAP TIME	MPH	DIFF	TIME OF DAY
1 -		27.480	1:22.590	86.26	3.328	15:29:27.281
2 -	51.255	29.770	1:21.025	87.93	1.763	15:30:48.306
3 -	52.528	27.970	1:20.498	88.50	1.236	15:32:08.804
4 -	51.386	28.106	1:19.492 (2)	89.62	0.230	15:33:28.296
5 -	51.326	27.936	1:19.262 (1)	89.88		15:34:47.558
6 -	51.664	27.988	1:19.652	89.44	0.390	15:36:07.210
7 -	51.433	28.158	1:19.591 (3)	89.51	0.329	15:37:26.801

P5 151 S Nick SMITH		Kawasaki ZXR400 - Hi-Precision Engineering Ltd				
IDEAL LAP TIME : 1:18.877		BEST LAP TIME : 1:19.065		DIFFERENCE : 0.188		
LAP	SECTOR 1	SECTOR 2	LAP TIME	MPH	DIFF	TIME OF DAY
1 -		27.912	1:24.297	84.51	5.232	15:29:28.988
2 -	52.186	28.064	1:20.250	88.78	1.185	15:30:49.238
3 -	52.606	28.071	1:20.677	88.31	1.612	15:32:09.915
4 -	51.665	27.774	1:19.439 (3)	89.68	0.374	15:33:29.354
5 -	51.996	27.527	1:19.523	89.59	0.458	15:34:48.877
6 -	51.350	27.715	1:19.065 (1)	90.11		15:36:07.942
7 -	51.459	27.862	1:19.321 (2)	89.82	0.256	15:37:27.263

BMCRC - MRO Championships 2023 - Rnd 4 @ Donington Park
BMCRC Formula 400 & INTA Motorcycles Blue Haze GP 2-Stokes
RACE 13 - SECTOR ANALYSIS



SECTOR 1 = FL to I1, SECTOR 2 = I1 to FL, DIFF = Difference To Personal Best Lap, P = Crossed Finish Line in Pit Lane, D = Time Disallowed

P6		9 M		Kalvin KELLY		Kawasaki NINJA 400 -	
IDEAL LAP TIME : 1:18.713		BEST LAP TIME : 1:18.922		DIFFERENCE : 0.209			
LAP	SECTOR 1	SECTOR 2	LAP TIME	MPH	DIFF	TIME OF DAY	
1 -		27.824	1:24.877	83.94	5.955	15:29:29.568	
2 -	51.832	28.285	1:20.117	88.92	1.195	15:30:49.685	
3 -	51.985	27.948	1:19.933	89.13	1.011	15:32:09.618	
4 -	51.179	28.447	1:19.626 (3)	89.47	0.704	15:33:29.244	
5 -	52.414	27.888	1:20.302	88.72	1.380	15:34:49.546	
6 -	50.889	28.033	1:18.922 (1)	90.27		15:36:08.468	
7 -	51.107	28.167	1:19.274 (2)	89.87	0.352	15:37:27.742	

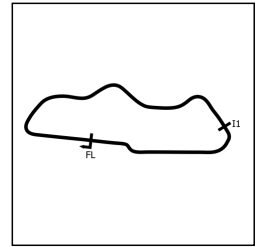
P7		16 S		Alan MAJOR		Kawasaki ZXR400 - Major Performance Developments	
IDEAL LAP TIME : 1:19.334		BEST LAP TIME : 1:19.516		DIFFERENCE : 0.182			
LAP	SECTOR 1	SECTOR 2	LAP TIME	MPH	DIFF	TIME OF DAY	
1 -		27.878	1:25.696	83.13	6.180	15:29:30.387	
2 -	52.602	27.671	1:20.273	88.75	0.757	15:30:50.660	
3 -	51.663	27.853	1:19.516 (1)	89.60		15:32:10.176	
4 -	52.228	27.987	1:20.215 (3)	88.81	0.699	15:33:30.391	
5 -	52.045	28.177	1:20.222	88.81	0.706	15:34:50.613	
6 -	52.061	28.016	1:20.077 (2)	88.97	0.561	15:36:10.690	
7 -	55.337	28.233	1:23.570	85.25	4.054	15:37:34.260	

P8		55 GP		Peter FELL		Honda RS250NX5 -	
IDEAL LAP TIME : 1:19.546		BEST LAP TIME : 1:19.626		DIFFERENCE : 0.080			
LAP	SECTOR 1	SECTOR 2	LAP TIME	MPH	DIFF	TIME OF DAY	
1 -		27.793	1:26.201	82.65	6.575	15:29:30.892	
2 -	52.332	27.639	1:19.971 (2)	89.09	0.345	15:30:50.863	
3 -	51.907	27.719	1:19.626 (1)	89.47		15:32:10.489	
4 -	52.413	28.703	1:21.116 (3)	87.83	1.490	15:33:31.605	
5 -	52.305	29.317	1:21.622	87.28	1.996	15:34:53.227	
6 -	53.745	28.280	1:22.025	86.85	2.399	15:36:15.252	
7 -	53.082	28.188	1:21.270	87.66	1.644	15:37:36.522	

P9		39 S		Aaron MONK		Kawasaki NINJA 400 - flyaspitfire.co.uk	
IDEAL LAP TIME : 1:19.900		BEST LAP TIME : 1:19.967		DIFFERENCE : 0.067			
LAP	SECTOR 1	SECTOR 2	LAP TIME	MPH	DIFF	TIME OF DAY	
1 -		28.908	1:27.063	81.83	7.096	15:29:31.754	
2 -	52.039	28.618	1:20.657 (2)	88.33	0.690	15:30:52.411	
3 -	52.594	28.581	1:21.175	87.76	1.208	15:32:13.586	
4 -	52.269	28.781	1:21.050	87.90	1.083	15:33:34.636	
5 -	52.635	29.028	1:21.663	87.24	1.696	15:34:56.299	
6 -	52.369	28.376	1:20.745 (3)	88.23	0.778	15:36:17.044	
7 -	52.106	27.861	1:19.967 (1)	89.09		15:37:37.011	

P10		65 M		Andrew MOXON		Aprilia RS 250 - Vanguard Motorsport Uckfield + DART Motorspx	
IDEAL LAP TIME : 1:19.916		BEST LAP TIME : 1:20.257		DIFFERENCE : 0.341			
LAP	SECTOR 1	SECTOR 2	LAP TIME	MPH	DIFF	TIME OF DAY	
1 -		28.250	1:26.910	81.97	6.653	15:29:31.601	
2 -	51.955	28.326	1:20.281 (2)	88.74	0.024	15:30:51.882	
3 -	52.296	27.961	1:20.257 (1)	88.77		15:32:12.139	
4 -	52.424	29.469	1:21.893 (3)	86.99	1.636	15:33:34.032	
5 -	53.900	29.541	1:23.441	85.38	3.184	15:34:57.473	
6 -	53.874	29.231	1:23.105	85.73	2.848	15:36:20.578	
7 -	54.602	29.362	1:23.964	84.85	3.707	15:37:44.542	

BMCRC - MRO Championships 2023 - Rnd 4 @ Donington Park
BMCRC Formula 400 & INTA Motorcycles Blue Haze GP 2-Stokes
RACE 13 - SECTOR ANALYSIS



SECTOR 1 = FL to I1, SECTOR 2 = I1 to FL, DIFF = Difference To Personal Best Lap, P = Crossed Finish Line in Pit Lane, D = Time Disallowed

P11 157 S		Geoff MOOK		Yamaha TZR 250 -		
IDEAL LAP TIME : 1:20.398		BEST LAP TIME : 1:20.398		DIFFERENCE : 0.000		
LAP	SECTOR 1	SECTOR 2	LAP TIME	MPH	DIFF	TIME OF DAY
1 -		28.715	1:27.550	81.37	7.152	15:29:32.241
2 -	51.962	28.436	1:20.398 (1)	88.61		15:30:52.639
3 -	52.289	28.629	1:20.918 (2)	88.04	0.520	15:32:13.557
4 -	53.029	29.690	1:22.719 (3)	86.13	2.321	15:33:36.276
5 -	55.104	29.821	1:24.925	83.89	4.527	15:35:01.201
6 -	54.016	29.642	1:23.658	85.16	3.260	15:36:24.859
7 -	54.693	29.135	1:23.828	84.99	3.430	15:37:48.687

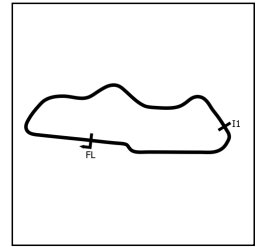
P12 247 S		Lee HEALEY		Honda NC30 - Specialised Welding and Fabrications		
IDEAL LAP TIME : 1:21.889		BEST LAP TIME : 1:22.520		DIFFERENCE : 0.631		
LAP	SECTOR 1	SECTOR 2	LAP TIME	MPH	DIFF	TIME OF DAY
1 -		29.225	1:31.197	78.12	8.677	15:29:35.888
2 -	56.279	29.233	1:25.512	83.31	2.992	15:31:01.400
3 -	54.899	28.619	1:23.518	85.30	0.998	15:32:24.918
4 -	53.864	29.463	1:23.327 (3)	85.50	0.807	15:33:48.245
5 -	53.270	29.250	1:22.520 (1)	86.33		15:35:10.765
6 -	53.352	29.301	1:22.653 (2)	86.19	0.133	15:36:33.418
7 -	54.603	29.519	1:24.122	84.69	1.602	15:37:57.540

P13 90 S		Steve RAPA		Honda RVF400 (BRUCE) - My Own Fair Hands		
IDEAL LAP TIME : 1:22.519		BEST LAP TIME : 1:22.751		DIFFERENCE : 0.232		
LAP	SECTOR 1	SECTOR 2	LAP TIME	MPH	DIFF	TIME OF DAY
1 -		29.173	1:28.628	80.38	5.877	15:29:33.319
2 -	53.559	29.192	1:22.751 (1)	86.09		15:30:56.070
3 -	54.368	28.960	1:23.328 (2)	85.50	0.577	15:32:19.398
4 -	54.372	29.973	1:24.345	84.47	1.594	15:33:43.743
5 -	55.438	29.811	1:25.249	83.57	2.498	15:35:08.992
6 -	54.869	29.113	1:23.982 (3)	84.83	1.231	15:36:32.974
7 -	54.839	29.925	1:24.764	84.05	2.013	15:37:57.738

P14 110 S		Mark HAIGH		Aprilia RS250 - Chesterfield CarClinic/The Tuning Works		
IDEAL LAP TIME : 1:23.108		BEST LAP TIME : 1:23.456		DIFFERENCE : 0.348		
LAP	SECTOR 1	SECTOR 2	LAP TIME	MPH	DIFF	TIME OF DAY
1 -		31.008	1:30.969	78.31	7.513	15:29:35.660
2 -	55.716	29.190	1:24.906	83.91	1.450	15:31:00.566
3 -	54.838	29.005	1:23.843 (2)	84.97	0.387	15:32:24.409
4 -	54.865	30.035	1:24.900	83.91	1.444	15:33:49.309
5 -	54.103	29.353	1:23.456 (1)	85.37		15:35:12.765
6 -	54.630	29.339	1:23.969 (3)	84.84	0.513	15:36:36.734
7 -	55.647	29.549	1:25.196	83.62	1.740	15:38:01.930

P15 27 S/R		Lucian Silviu SINCA		Kawasaki ZX400R - RAP Racing Team		
IDEAL LAP TIME : 1:23.849		BEST LAP TIME : 1:23.872		DIFFERENCE : 0.023		
LAP	SECTOR 1	SECTOR 2	LAP TIME	MPH	DIFF	TIME OF DAY
1 -		29.650	1:30.861	78.41	6.989	15:29:35.552
2 -	55.494	29.276	1:24.770	84.04	0.898	15:31:00.322
3 -	54.719	29.588	1:24.307 (2)	84.50	0.435	15:32:24.629
4 -	55.432	30.888	1:26.320	82.53	2.448	15:33:50.949
5 -	55.718	29.800	1:25.518	83.31	1.646	15:35:16.467
6 -	54.625	29.247	1:23.872 (1)	84.94		15:36:40.339
7 -	55.195	29.224	1:24.419 (3)	84.39	0.547	15:38:04.758

BMCRC - MRO Championships 2023 - Rnd 4 @ Donington Park
BMCRC Formula 400 & INTA Motorcycles Blue Haze GP 2-Stokes
RACE 13 - SECTOR ANALYSIS



SECTOR 1 = FL to I1, SECTOR 2 = I1 to FL, DIFF = Difference To Personal Best Lap, P = Crossed Finish Line in Pit Lane, D = Time Disallowed

P16		115 S/R		Jake DONKERSLEY		Honda VFR400 NC30 -	
IDEAL LAP TIME : 1:23.602		BEST LAP TIME : 1:24.156		DIFFERENCE : 0.554			
LAP	SECTOR 1	SECTOR 2	LAP TIME	MPH	DIFF	TIME OF DAY	
1 -		30.011	1:31.424	77.92	7.268	15:29:36.115	
2 -	55.655	28.881	1:24.536 (3)	84.27	0.380	15:31:00.651	
3 -	55.072	29.084	1:24.156 (1)	84.65		15:32:24.807	
4 -	55.912	30.870	1:26.782	82.09	2.626	15:33:51.589	
5 -	54.721	29.777	1:24.498 (2)	84.31	0.342	15:35:16.087	
6 -	55.295	29.289	1:24.584	84.23	0.428	15:36:40.671	
7 -	55.127	29.695	1:24.822	83.99	0.666	15:38:05.493	

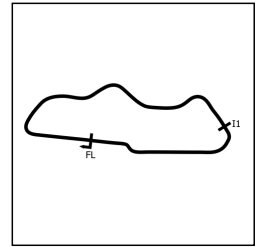
P17		3 GP		Tom BARRETT		Honda RS250 -	
IDEAL LAP TIME : 1:21.909		BEST LAP TIME : 1:22.532		DIFFERENCE : 0.623			
LAP	SECTOR 1	SECTOR 2	LAP TIME	MPH	DIFF	TIME OF DAY	
1 -		42.482	1:42.176	69.72	19.644	15:29:46.867	
2 -	55.763	28.695	1:24.458	84.35	1.926	15:31:11.325	
3 -	53.868	28.664	1:22.532 (1)	86.32		15:32:33.857	
4 -	53.516	31.598	1:25.114	83.70	2.582	15:33:58.971	
5 -	55.510	31.146	1:26.656	82.21	4.124	15:35:25.627	
6 -	53.798	29.074	1:22.872 (3)	85.97	0.340	15:36:48.499	
7 -	53.245	29.347	1:22.592 (2)	86.26	0.060	15:38:11.091	

P18		7 M		Roy DEWHURST		Kawasaki ZXR 400 - Dawn	
IDEAL LAP TIME : 1:25.612		BEST LAP TIME : 1:25.647		DIFFERENCE : 0.035			
LAP	SECTOR 1	SECTOR 2	LAP TIME	MPH	DIFF	TIME OF DAY	
1 -		29.595	1:32.336	77.15	6.689	15:29:37.027	
2 -	56.361	30.017	1:26.378 (2)	82.48	0.731	15:31:03.405	
3 -	56.742	29.894	1:26.636 (3)	82.23	0.989	15:32:30.041	
4 -	56.854	31.800	1:28.654	80.36	3.007	15:33:58.695	
5 -	57.440	31.506	1:28.946	80.10	3.299	15:35:27.641	
6 -	57.057	30.639	1:27.696	81.24	2.049	15:36:55.337	
7 -	56.017	29.630	1:25.647 (1)	83.18		15:38:20.984	

P19		24 S		Harley GODZISZ		Honda NC30 - SonicRacing.co.uk	
IDEAL LAP TIME : 1:25.306		BEST LAP TIME : 1:25.772		DIFFERENCE : 0.466			
LAP	SECTOR 1	SECTOR 2	LAP TIME	MPH	DIFF	TIME OF DAY	
1 -		29.877	1:33.302	76.36	7.530	15:29:37.993	
2 -	55.759	30.013	1:25.772 (1)	83.06		15:31:03.765	
3 -	56.708	29.926	1:26.634 (3)	82.23	0.862	15:32:30.399	
4 -	56.833	32.308	1:29.141	79.92	3.369	15:33:59.540	
5 -	56.855	32.105	1:28.960	80.08	3.188	15:35:28.500	
6 -	56.346	31.130	1:27.476	81.44	1.704	15:36:55.976	
7 -	56.652	29.547	1:26.199 (2)	82.65	0.427	15:38:22.175	

P20		83 S		Peter GIBSON		Honda VFR400 -	
IDEAL LAP TIME : 1:23.909		BEST LAP TIME : 1:23.909		DIFFERENCE : 0.000			
LAP	SECTOR 1	SECTOR 2	LAP TIME	MPH	DIFF	TIME OF DAY	
1 -		29.793	1:33.689	76.04	9.780	15:29:38.380	
2 -	56.138	29.462	1:25.600 (2)	83.23	1.691	15:31:03.980	
3 -	54.814	29.095	1:23.909 (1)	84.90		15:32:27.889	
4 -	54.913	31.161	1:26.074 (3)	82.77	2.165	15:33:53.963	
5 -	1:00.061	31.287	1:31.348	77.99	7.439	15:35:25.311	
6 -	58.952	30.804	1:29.756	79.37	5.847	15:36:55.067	
7 -	58.490	29.890	1:28.380	80.61	4.471	15:38:23.447	

BMCRC - MRO Championships 2023 - Rnd 4 @ Donington Park
BMCRC Formula 400 & INTA Motorcycles Blue Haze GP 2-Stokes
RACE 13 - SECTOR ANALYSIS



SECTOR 1 = FL to I1, SECTOR 2 = I1 to FL, DIFF = Difference To Personal Best Lap, P = Crossed Finish Line in Pit Lane, D = Time Disallowed

P21 57 S/R		John WILTON		Kawasaki ZXR400 - RAP Racing Team		
IDEAL LAP TIME : 1:28.180		BEST LAP TIME : 1:28.357		DIFFERENCE : 0.177		
LAP	SECTOR 1	SECTOR 2	LAP TIME	MPH	DIFF	TIME OF DAY
1 -		30.813	1:35.630	74.50	7.273	15:29:40.321
2 -	57.595	30.762	1:28.357 (1)	80.63		15:31:08.678
3 -	57.841	30.585	1:28.426 (2)	80.57	0.069	15:32:37.104
4 -	57.840	31.113	1:28.953	80.09	0.596	15:34:06.057
5 -	58.240	30.966	1:29.206	79.86	0.849	15:35:35.263
6 -	58.118	30.685	1:28.803	80.22	0.446	15:37:04.066
7 -	57.716	30.880	1:28.596 (3)	80.41	0.239	15:38:32.662

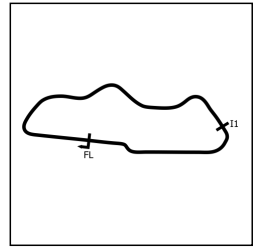
P22 199 GP		Michael FROST		Yamaha TZ250 4DP -		
IDEAL LAP TIME : 1:25.810		BEST LAP TIME : 1:26.198		DIFFERENCE : 0.388		
LAP	SECTOR 1	SECTOR 2	LAP TIME	MPH	DIFF	TIME OF DAY
1 -		30.662	1:54.222	62.37	28.024	15:29:58.913
2 -	57.371	30.266	1:27.637	81.29	1.439	15:31:26.550
3 -	56.884	29.784	1:26.668	82.20	0.470	15:32:53.218
4 -	56.389	31.202	1:27.591	81.33	1.393	15:34:20.809
5 -	56.026	30.172	1:26.198 (1)	82.65		15:35:47.007
6 -	56.424	30.055	1:26.479 (3)	82.38	0.281	15:37:13.486
7 -	56.504	29.784	1:26.288 (2)	82.56	0.090	15:38:39.774

P23 21 GP		Stuart THURTLÉ		Spondon Yamaha TZ250 - TeamTortoise Racing		
IDEAL LAP TIME : 1:27.339		BEST LAP TIME : 1:28.379		DIFFERENCE : 1.040		
LAP	SECTOR 1	SECTOR 2	LAP TIME	MPH	DIFF	TIME OF DAY
1 -		32.064	1:39.452	71.63	11.073	15:29:44.143
2 -	58.138	31.607	1:29.745	79.38	1.366	15:31:13.888
3 -	58.019	31.436	1:29.455 (3)	79.64	1.076	15:32:43.343
4 -	57.112	32.558	1:29.670	79.45	1.291	15:34:13.013
5 -	57.834	31.049	1:28.883 (2)	80.15	0.504	15:35:41.896
6 -	58.152	30.227	1:28.379 (1)	80.61		15:37:10.275
7 -	59.359	30.701	1:30.060	79.10	1.681	15:38:40.335

P24 97 S		Nicholas TAIG		Honda VFR400 NC30 - RST, Bell Helmets UK		
IDEAL LAP TIME : 1:28.699		BEST LAP TIME : 1:28.699		DIFFERENCE : 0.000		
LAP	SECTOR 1	SECTOR 2	LAP TIME	MPH	DIFF	TIME OF DAY
1 -		30.882	1:36.103	74.13	7.404	15:29:40.794
2 -	58.410	30.603	1:29.013 (2)	80.04	0.314	15:31:09.807
3 -	58.317	30.382	1:28.699 (1)	80.32		15:32:38.506
4 -	59.272	32.010	1:31.282	78.05	2.583	15:34:09.788
5 -	58.943	31.059	1:30.002 (3)	79.16	1.303	15:35:39.790
6 -	59.062	30.956	1:30.018	79.14	1.319	15:37:09.808
7 -	59.291	31.267	1:30.558	78.67	1.859	15:38:40.366

P25 17 R		Freddie BATE		Kawasaki NINJA 300 - hartjay		
IDEAL LAP TIME : 1:28.388		BEST LAP TIME : 1:29.069		DIFFERENCE : 0.681		
LAP	SECTOR 1	SECTOR 2	LAP TIME	MPH	DIFF	TIME OF DAY
1 -		31.088	1:37.093	73.37	8.024	15:29:41.784
2 -	58.452	30.617	1:29.069 (1)	79.99		15:31:10.853
3 -	57.771	31.391	1:29.162 (2)	79.90	0.093	15:32:40.015
4 -	58.879	31.933	1:30.812	78.45	1.743	15:34:10.827
5 -	58.500	31.481	1:29.981 (3)	79.17	0.912	15:35:40.808
6 -	58.706	31.656	1:30.362	78.84	1.293	15:37:11.170
7 -	58.939	31.781	1:30.720	78.53	1.651	15:38:41.890

BMCRC - MRO Championships 2023 - Rnd 4 @ Donington Park
BMCRC Formula 400 & INTA Motorcycles Blue Haze GP 2-Stokes
RACE 13 - SECTOR ANALYSIS



SECTOR 1 = FL to I1, SECTOR 2 = I1 to FL, DIFF = Difference To Personal Best Lap, P = Crossed Finish Line in Pit Lane, D = Time Disallowed

P26 99 M Jack WOLFF		Kawasaki NINJA 300 - Nym Technologies Racing				
IDEAL LAP TIME : 1:28.971		BEST LAP TIME : 1:29.083		DIFFERENCE : 0.112		
LAP	SECTOR 1	SECTOR 2	LAP TIME	MPH	DIFF	TIME OF DAY
1 -		31.313	1:36.951	73.48	7.868	15:29:41.642
2 -	57.987	31.096	1:29.083 (1)	79.97		15:31:10.725
3 -	58.201	30.984	1:29.185 (2)	79.88	0.102	15:32:39.910
4 -	58.390	32.581	1:30.971	78.31	1.888	15:34:10.881
5 -	58.467	32.155	1:30.622	78.61	1.539	15:35:41.503
6 -	57.997	31.935	1:29.932 (3)	79.22	0.849	15:37:11.435
7 -	58.750	31.804	1:30.554	78.67	1.471	15:38:41.989

P27 88 S/R Florentin Valentin STANCIU		Kawasaki ZXR400 - RAP Racing Team				
IDEAL LAP TIME : 1:30.912		BEST LAP TIME : 1:31.013		DIFFERENCE : 0.101		
LAP	SECTOR 1	SECTOR 2	LAP TIME	MPH	DIFF	TIME OF DAY
1 -		31.731	1:38.566	72.28	7.553	15:29:43.257
2 -	59.771	31.242	1:31.013 (1)	78.28		15:31:14.270
3 -	1:00.783	31.141	1:31.924 (2)	77.50	0.911	15:32:46.194
4 -	1:01.124	33.269	1:34.393	75.47	3.380	15:34:20.587
5 -	59.858	32.300	1:32.158 (3)	77.30	1.145	15:35:52.745
6 -	1:01.860	32.476	1:34.336	75.52	3.323	15:37:27.081

P28 101 S/R Francesco ROSSATO		Kawasaki ZXR400 - RAP Racing Team				
IDEAL LAP TIME : 1:30.690		BEST LAP TIME : 1:30.713		DIFFERENCE : 0.023		
LAP	SECTOR 1	SECTOR 2	LAP TIME	MPH	DIFF	TIME OF DAY
1 -		34.427	2:14.385	53.01	43.672	15:30:19.076
2 -	1:00.667	32.180	1:32.847	76.73	2.134	15:31:51.923
3 -	1:00.008	32.284	1:32.292	77.19	1.579	15:33:24.215
4 -	59.368	31.928	1:31.296 (2)	78.03	0.583	15:34:55.511
5 -	59.068	31.645	1:30.713 (1)	78.54		15:36:26.224
6 -	59.774	31.622	1:31.396 (3)	77.95	0.683	15:37:57.620

P29 71 GP Bruce DUNN		Yamaha TZ250 - Bilstein UK				
IDEAL LAP TIME : 1:16.736		BEST LAP TIME : 1:17.422		DIFFERENCE : 0.686		
LAP	SECTOR 1	SECTOR 2	LAP TIME	MPH	DIFF	TIME OF DAY
1 -		26.920	1:22.188	86.68	4.766	15:29:26.879
2 -	49.816	30.506	1:20.322	88.70	2.900	15:30:47.201
3 -	52.145	27.422	1:19.567 (3)	89.54	2.145	15:32:06.768
4 -	50.419	27.003	1:17.422 (1)	92.02		15:33:24.190
5 -	50.756	28.748	1:19.504 (2)	89.61	2.082	15:34:43.694

P30 25 M Haydon SMITH		Kawasaki ZXR400 - HI-Precision Engineering Ltd				
IDEAL LAP TIME : 1:18.389		BEST LAP TIME : 1:19.788		DIFFERENCE : 1.399		
LAP	SECTOR 1	SECTOR 2	LAP TIME	MPH	DIFF	TIME OF DAY
1 -		28.543	1:24.189	84.62	4.401	15:29:28.880
2 -	51.737	28.051	1:19.788 (1)	89.29		15:30:48.668
3 -	53.040	27.368	1:20.408 (2)	88.60	0.620	15:32:09.076

P31 20 GP Gavin MILLS		Honda RS - Reg Richardson Racing				
IDEAL LAP TIME : 1:16.845		BEST LAP TIME : 1:20.258		DIFFERENCE : 3.413		
LAP	SECTOR 1	SECTOR 2	LAP TIME	MPH	DIFF	TIME OF DAY
1 -		26.937	1:20.641	88.34	0.383	15:29:25.332
2 -	49.908	30.350	1:20.258 (1)	88.77		15:30:45.590

BMCRC - MRO Championships 2023 - Rnd 4 @ Donington Park

BMCRC Formula 400 & INTA Motorcycles Blue Haze GP 2-Stokes

RACE 13 - BEST SECTORS

SECTOR 1			SECTOR 2			IDEAL / BEST COMPARISON						
POS	NO	NAME	TIME	NO	NAME	TIME	POS	NO	NAME	IDEAL	BEST	DIFF
									PERFECT LAP	1:16.603		
1	71	DUNN	49.816	43	SWAIN	26.787	1	71	DUNN	1:16.736	1:17.422	0.686
2	20	MILLS	49.908	71	DUNN	26.920	2	43	SWAIN	1:16.785	1:17.161	0.376
3	43	SWAIN	49.998	20	MILLS	26.937	3	20	MILLS	1:16.845	1:20.258	3.413
4	13	EDMONDSON	50.514	25	SMITH	27.368	4	13	EDMONDSON	1:17.960	1:18.242	0.282
5	22	BALLERINI	50.566	13	EDMONDSON	27.446	5	22	BALLERINI	1:18.019	1:18.230	0.211
6	9	KELLY	50.889	22	BALLERINI	27.453	6	25	SMITH	1:18.389	1:19.788	1.399
7	25	SMITH	51.021	2	GILL	27.480	7	9	KELLY	1:18.713	1:18.922	0.209
8	2	GILL	51.255	151	SMITH	27.527	8	2	GILL	1:18.735	1:19.262	0.527
9	151	SMITH	51.350	55	FELL	27.639	9	151	SMITH	1:18.877	1:19.065	0.188
10	16	MAJOR	51.663	16	MAJOR	27.671	10	16	MAJOR	1:19.334	1:19.516	0.182
11	55	FELL	51.907	9	KELLY	27.824	11	55	FELL	1:19.546	1:19.626	0.080
12	65	MOXON	51.955	39	MONK	27.861	12	39	MONK	1:19.900	1:19.967	0.067
13	157	MOOK	51.962	65	MOXON	27.961	13	65	MOXON	1:19.916	1:20.257	0.341
14	39	MONK	52.039	157	MOOK	28.436	14	157	MOOK	1:20.398	1:20.398	0.000
15	3	BARRETT	53.245	247	HEALEY	28.619	15	247	HEALEY	1:21.889	1:22.520	0.631
16	247	HEALEY	53.270	3	BARRETT	28.664	16	3	BARRETT	1:21.909	1:22.532	0.623
17	90	RAPA	53.559	115	DONKERSLEY	28.881	17	90	RAPA	1:22.519	1:22.751	0.232
18	110	HAIGH	54.103	90	RAPA	28.960	18	110	HAIGH	1:23.108	1:23.456	0.348
19	27	SINCA	54.625	110	HAIGH	29.005	19	115	DONKERSLEY	1:23.602	1:24.156	0.554
20	115	DONKERSLEY	54.721	83	GIBSON	29.095	20	27	SINCA	1:23.849	1:23.872	0.023
21	83	GIBSON	54.814	27	SINCA	29.224	21	83	GIBSON	1:23.909	1:23.909	0.000
22	24	GODZISZ	55.759	24	GODZISZ	29.547	22	24	GODZISZ	1:25.306	1:25.772	0.466
23	7	DEWHURST	56.017	7	DEWHURST	29.595	23	7	DEWHURST	1:25.612	1:25.647	0.035
24	199	FROST	56.026	199	FROST	29.784	24	199	FROST	1:25.810	1:26.198	0.388
25	21	THURTLÉ	57.112	21	THURTLÉ	30.227	25	21	THURTLÉ	1:27.339	1:28.379	1.040
26	57	WILTON	57.595	97	TAIG	30.382	26	57	WILTON	1:28.180	1:28.357	0.177
27	17	BATE	57.771	57	WILTON	30.585	27	17	BATE	1:28.388	1:29.069	0.681
28	99	WOLFF	57.987	17	BATE	30.617	28	97	TAIG	1:28.699	1:28.699	0.000
29	97	TAIG	58.317	99	WOLFF	30.984	29	99	WOLFF	1:28.971	1:29.083	0.112
30	101	ROSSATO	59.068	88	STANCIU	31.141	30	101	ROSSATO	1:30.690	1:30.713	0.023
31	88	STANCIU	59.771	101	ROSSATO	31.622	31	88	STANCIU	1:30.912	1:31.013	0.101

BMCRC - MRO Championships 2023 - Rnd 4 @ Donington Park
BMCRC Formula 400 & INTA Motorcycles Blue Haze GP 2-Stokes
RACE 13 - STATISTICS

Competitors Started 31
Planned Start 2023-06-03 @ 15:15:00.000
Actual Start 2023-06-03 @ 15:28:04.690
Finish Time 2023-06-03 @ 15:37:15.868
Track Length 1.9790mi.
Total Laps 204
Total Distance Covered 403.7297mi.

Session Fastest Lap History

NO	CL	NAME	LAP TIME	TIME OF DAY	LAP	VEHICLE
43	GP	Frank SWAIN	1:17.866	15:30:43.449	2	Honda RS250NX5
43	GP	Frank SWAIN	1:17.708	15:33:20.305	4	Honda RS250NX5
71	GP	Bruce DUNN	1:17.422	15:33:24.194	4	Yamaha TZ250
43	GP	Frank SWAIN	1:17.161	15:34:37.466	5	Honda RS250NX5

Session Leader History

NO	CL	NAME	FROM LAP	LAPS LED	DISTANCE	VEHICLE
20	GP	Gavin MILLS	1	1	1.94 miles	Honda RS
43	GP	Frank SWAIN	2	6	11.87 miles	Honda RS250NX5

Flag History

TYPE	TIME OF DAY
GREEN	15:28:04.690
FINISH	15:37:15.868

Flag Statistics

TYPE	COUNT	TOTAL LAPS	TOTAL TIME
Green	1	7	11:06.469
Red	0	0	0.000
Safety Car	0	0	0.000
FCY	0	0	0.000

BMCRC - MRO Championships 2023 - Rnd 4 @ Donington Park
BMCRC Formula 400 & INTA Motorcycles Blue Haze GP 2-Stokes
RACE 13 - STATISTICS

CLASS : GP

9 Starters

Fastest Lap History

NO	NAME	LAP TIME	TIME OF DAY	LAP	VEHICLE
43	Frank SWAIN	1:17.866	15:30:43.449	2	Honda RS250NX5
43	Frank SWAIN	1:17.708	15:33:20.305	4	Honda RS250NX5
71	Bruce DUNN	1:17.422	15:33:24.194	4	Yamaha TZ250
43	Frank SWAIN	1:17.161	15:34:37.466	5	Honda RS250NX5

Leader History

NO	NAME	FROM LAP	LAPS LED	DISTANCE	VEHICLE
20	Gavin MILLS	1	1	1.94 miles	Honda RS
43	Frank SWAIN	2	6	11.87 miles	Honda RS250NX5

BMCRC - MRO Championships 2023 - Rnd 4 @ Donington Park
BMCRC Formula 400 & INTA Motorcycles Blue Haze GP 2-Stokes
RACE 13 - STATISTICS

CLASS : M

6 Starters

Fastest Lap History

NO	NAME	LAP TIME	TIME OF DAY	LAP	VEHICLE
2	Andy GILL	1:21.025	15:30:48.327	2	Kawasaki ZXR400
25	Haydon SMITH	1:19.788	15:30:48.675	2	Kawasaki ZXR400
2	Andy GILL	1:19.492	15:33:28.315	4	Kawasaki ZXR400
2	Andy GILL	1:19.262	15:34:47.577	5	Kawasaki ZXR400
9	Kalvin KELLY	1:18.922	15:36:08.499	6	Kawasaki NINJA 400

Leader History

NO	NAME	FROM LAP	LAPS LED	DISTANCE	VEHICLE
2	Andy GILL	1	7	13.81 miles	Kawasaki ZXR400

BMCRC - MRO Championships 2023 - Rnd 4 @ Donington Park
BMCRC Formula 400 & INTA Motorcycles Blue Haze GP 2-Stokes
RACE 13 - STATISTICS

CLASS : R

1 Starters

Fastest Lap History

NO	NAME	LAP TIME	TIME OF DAY	LAP	VEHICLE
17	Freddie BATE	1:29.069	15:31:10.881	2	Kawasaki NINJA 300

Leader History

NO	NAME	FROM LAP	LAPS LED	DISTANCE	VEHICLE
17	Freddie BATE	1	7	13.81 miles	Kawasaki NINJA 300

BMCRC - MRO Championships 2023 - Rnd 4 @ Donington Park
BMCRC Formula 400 & INTA Motorcycles Blue Haze GP 2-Stokes
RACE 13 - STATISTICS

CLASS : S

10 Starters

Fastest Lap History

NO	NAME	LAP TIME	TIME OF DAY	LAP	VEHICLE
151	Nick SMITH	1:20.250	15:30:49.245	2	Kawasaki ZXR400
16	Alan MAJOR	1:19.516	15:32:10.182	3	Kawasaki ZXR400
151	Nick SMITH	1:19.439	15:33:29.322	4	Kawasaki ZXR400
151	Nick SMITH	1:19.065	15:36:07.949	6	Kawasaki ZXR400

Leader History

NO	NAME	FROM LAP	LAPS LED	DISTANCE	VEHICLE
151	Nick SMITH	1	7	13.81 miles	Kawasaki ZXR400

BMCRC - MRO Championships 2023 - Rnd 4 @ Donington Park
BMCRC Formula 400 & INTA Motorcycles Blue Haze GP 2-Stokes
RACE 13 - STATISTICS

CLASS : S/R

5 Starters

Fastest Lap History

NO	NAME	LAP TIME	TIME OF DAY	LAP	VEHICLE
27	Lucian Silviu SINCA	1:24.770	15:31:00.329	2	Kawasaki ZX400R
115	Jake DONKERSLEY	1:24.536	15:31:00.693	2	Honda VFR400 NC30
27	Lucian Silviu SINCA	1:24.307	15:32:24.636	3	Kawasaki ZX400R
115	Jake DONKERSLEY	1:24.156	15:32:24.850	3	Honda VFR400 NC30
27	Lucian Silviu SINCA	1:23.872	15:36:40.345	6	Kawasaki ZX400R

Leader History

NO	NAME	FROM LAP	LAPS LED	DISTANCE	VEHICLE
27	Lucian Silviu SINCA	1	4	7.87 miles	Kawasaki ZX400R
115	Jake DONKERSLEY	5	1	1.97 miles	Honda VFR400 NC30
27	Lucian Silviu SINCA	6	2	3.95 miles	Kawasaki ZX400R

BMCRC - MRO Championships 2023 - Rnd 4 @ Donington Park
BMCRC Formula 400 & INTA Motorcycles Blue Haze GP 2-Stokes
RACE 2 - GRID (10 Laps)

ROW 12	35	14 Nathan WISNIEWSKI	34	75 Anthony JOHNSON	
ROW 11	33	89 Phil ZANUTTO	32	477 Kade WATT	31 88 Florentin Valentin STANCIU 1:31.013
ROW 10	30	1:30.713 101 Francesco ROSSATO	29	1:29.083 99 Jack WOLFF	28 17 Freddie BATE 1:29.069
ROW 9	27	1:28.699 97 Nicholas TAIG	26	1:28.379 21 Stuart THURTLÉ	25 57 John WILTON 1:28.357
ROW 8	24	1:26.198 199 Michael FROST	23	1:25.772 24 Harley GODZISZ	22 7 Roy DEWHURST 1:25.647
ROW 7	21	1:24.156 115 Jake DONKERSLEY	20	1:23.909 83 Peter GIBSON	19 27 Lucian Silviu SINCA 1:23.872
ROW 6	18	1:23.456 110 Mark HAIGH	17	1:22.751 90 Steve RAPA	16 3 Tom BARRETT 1:22.532
ROW 5	15	1:22.520 247 Lee HEALEY	14	1:20.398 157 Geoff MOOK	13 20 Gavin MILLS 1:20.258
ROW 4	12	1:20.257 65 Andrew MOXON	11	1:19.967 39 Aaron MONK	10 25 Haydon SMITH 1:19.788
ROW 3	9	1:19.626 55 Peter FELL	8	1:19.516 16 Alan MAJOR	7 2 Andy GILL 1:19.262
ROW 2	6	1:19.065 151 Nick SMITH	5	1:18.922 9 Calvin KELLY	4 13 Doug EDMONDSON 1:18.242
ROW 1	3	1:18.230 22 Rik BALLERINI	2	1:17.422 71 Bruce DUNN	1 43 Frank SWAIN 1:17.161 Pole

Donington Park National: 1.9790 miles

These results are provisional until the conclusion of any judicial and technical matters.

Clerk Of Course :	Stewards :	Timekeeper : Richard Evans
-------------------	------------	----------------------------

Results can be found at www.tsl-timing.com

Printed - 15:43 Saturday, 03 June 2023



BMCRC - MRO Championships 2023 - Rnd 4 @ Donington Park

BMCRC Formula 400 & INTA Motorcycles Blue Haze GP 2-Stokes

RACE 2 - CLASSIFICATION

POS	NO	CL	PIC NAME	ENTRY	LAPS	TIME	GAP	DIFF	MPH	BEST	ON
1	20	GP	1 Gavin MILLS	Honda RS - Reg Richardson Racing	10	12:38.798			93.71	1:14.196	8
2	43	GP	2 Frank SWAIN	Honda RS250NX5 - Fincham's Two Strokes	10	12:42.320	3.522	3.522	93.28	1:15.226	8
3	75	GP	3 Anthony JOHNSON	Yamaha TZ250 - Paul Toland / INTA Motorcycles	10	12:49.808	11.010	7.488	92.37	1:15.288	4
4	71	GP	4 Bruce DUNN	Yamaha TZ250 - Bilstein UK	10	12:55.332	16.534	5.524	91.71	1:16.444	2
5	22	GP	5 Rik BALLERINI	Suzuki RG500 - SCLS LTD, CAMBRIDGE MC, GEC	10	13:05.647	26.849	10.315	90.51	1:17.165	7
6	13	GP	6 Doug EDMONDSON	Yamaha TZ250 - Stan Stephens Tuning	10	13:13.763	34.965	8.116	89.58	1:18.263	8
7	2	M	1 Andy GILL	Kawasaki ZXR400 -	10	13:14.450	35.652	0.687	89.50	1:18.524	9
8	25	M	2 Haydon SMITH	Kawasaki ZXR400 - HI-Precision Engineering Ltd	10	13:28.901	50.103	14.451	87.90	1:19.805	8
9	3	GP	7 Tom BARRETT	Honda RS250 -	10	13:29.418	50.620	0.517	87.85	1:19.387	9
10	16	S	1 Alan MAJOR	Kawasaki ZXR400 - Major Performance Developer	10	13:30.839	52.041	1.421	87.69	1:19.551	10
11	9	M	3 Calvin KELLY	Kawasaki NINJA 400 -	10	13:31.284	52.486	0.445	87.65	1:18.901	6
12	65	M	4 Andrew MOXON	Aprilia RS 250 - Vanguard Motorsport Uckfield + DAF	10	13:47.532	1:08.734	16.248	85.93	1:19.981	10
13	157	S	2 Geoff MOOK	Yamaha TZR 250 -	10	13:48.321	1:09.523	0.789	85.84	1:21.199	8
14	27	S/R	1 Lucian Silviu SINCA	Kawasaki ZX400R - RAP Racing Team	9	12:38.312	1 Lap	1 Lap	84.37	1:22.843	8
15	90	S	3 Steve RAPA	Honda RVF400 (BRUCE) - My Own Fair Hands	9	12:38.760	1 Lap	0.448	84.32	1:22.294	8
16	247	S	4 Lee HEALEY	Honda NC30 - Specialised Welding and Fabrications	9	12:40.006	1 Lap	1.246	84.19	1:22.541	7
17	115	S/R	2 Jake DONKERSLEY	Honda VFR400 NC30 -	9	12:51.173	1 Lap	11.167	82.97	1:23.618	6
18	7	M	5 Roy DEWHURST	Kawasaki ZXR 400 - Dawn	9	13:01.317	1 Lap	10.144	81.89	1:25.003	8
19	477	S	5 Kade WATT	Kawasaki NINJA 400 - JMF Contracts	9	13:01.976	1 Lap	0.659	81.82	1:24.587	9
20	24	S	6 Harley GODZISZ	Honda NC30 - SonicRacing.co.uk	9	13:08.918	1 Lap	6.942	81.10	1:25.809	8
21	57	S/R	3 John WILTON	Kawasaki ZXR400 - RAP Racing Team	9	13:15.429	1 Lap	6.511	80.44	1:25.510	8
22	199	GP	8 Michael FROST	Yamaha TZ250 4DP -	9	13:16.235	1 Lap	0.806	80.35	1:25.480	9
23	88	S/R	4 Florentin Valentin STANCIU	Kawasaki ZXR400 - RAP Racing Team	9	13:16.462	1 Lap	0.227	80.33	1:26.226	6
24	97	S	7 Nicholas TAIG	Honda VFR400 NC30 - RST, Bell Helmets UK	9	13:19.712	1 Lap	3.250	80.01	1:26.796	6
25	99	M	6 Jack WOLFF	Kawasaki NINJA 300 - Nym Technologies Racing	9	13:28.411	1 Lap	8.699	79.14	1:28.096	6
26	21	GP	9 Stuart THURTLIE	Spondon Yamaha TZ250 - TeamTortoise Racing	9	13:49.310	1 Lap	20.899	77.15	1:27.817	8
27	101	S/R	5 Francesco ROSSATO	Kawasaki ZXR400 - RAP Racing Team	9	14:00.541	1 Lap	11.231	76.12	1:31.012	5
28	17	R	1 Freddie BATE	Kawasaki NINJA 300 - hartjay	9	14:01.299	1 Lap	0.758	76.05	1:31.573	6

NOT CLASSIFIED

DNF	151	S	Nick SMITH	Kawasaki ZXR400 - Hi-Precision Engineering Ltd	8	10:51.113	2 Laps	1 Lap	87.32	1:19.464	2
DNF	14*	GP	Nathan WISNIEWSKI	Yamaha TZ250 -	3	5:01.681	7 Laps	5 Laps	70.39	1:36.951	2
DNF	89	M	Phil ZANUTTO	Kawasaki ZXR400 - Westend garage	1	1:48.372	9 Laps	2 Laps	64.48		

NOT STARTED

NS	55	GP	Peter FELL	Honda RS250NX5 -							
NS	110	S	Mark HAIGH	Aprilia RS250 - Chesterfield CarClinic/The Tuning W							

FASTEST LAP

20	GP	Gavin MILLS	Honda RS - Reg Richardson Racing	8	1:14.196	96.02 mph	154.53 kph
2	M	Andy GILL	Kawasaki ZXR400 -	9	1:18.524	90.73 mph	146.01 kph
151	S	Nick SMITH	Kawasaki ZXR400 - Hi-Precision Engineering Ltd	2	1:19.464	89.65 mph	144.29 kph
27	S/R	Lucian Silviu SINCA	Kawasaki ZX400R - RAP Racing Team	8	1:22.843	86.00 mph	138.40 kph
17	R	Freddie BATE	Kawasaki NINJA 300 - hartjay	6	1:31.573	77.80 mph	125.21 kph

#14 - No working transponder, please fix for your next race.

Class GP - 92.5% of Race Speed = 86.68 mph

Class M - 92.5% of Race Speed = 82.78 mph

Class S - 92.5% of Race Speed = 81.11 mph

Class S/R - 92.5% of Race Speed = 78.04 mph

Class R - 92.5% of Race Speed = 70.34 mph

Race Distance: 10 Laps / 19.79 miles

Donington Park National: 1.9790 miles

Date: 04/06/2023 Start: 09:44 Finish: 09:56

Weather / Track : Bright / Dry

These results are provisional until the conclusion of any judicial and technical matters.

Clerk Of Course :	Stewards :	Timekeeper : Richard Evans
-------------------	------------	----------------------------

Results can be found at www.tsl-timing.com

Printed - 09:59 Sunday, 04 June 2023

BMCR - MRO Championships 2023 - Rnd 4 @ Donington Park

BMCR Formula 400 & INTA Motorcycles Blue Haze GP 2-Stokes

RACE 2 - LAP CHART

LAP 1 @ 09:45:28.322			LAP 3 @ 09:48:00.174			LAP 5 @ 09:50:32.091			LAP 7 @ 09:53:03.308			LAP 9 @ 09:55:32.294			LAP 10 @ 09:56:47.007		
NO	BEHIND	LAP TIME	NO	BEHIND	LAP TIME	NO	BEHIND	LAP TIME	NO	BEHIND	LAP TIME	NO	BEHIND	LAP TIME	NO	BEHIND	LAP TIME
43		1:20.113	43		1:15.808	43		1:15.819	20		1:15.154	20		1:14.790	20		1:14.713
20	0.746	1:20.859	20	0.258	1:15.850	20	0.190	1:15.988	43	0.380	1:15.724	43	2.216	1:15.473	43	3.522	1:16.019
71	1.273	1:21.386	71	2.459	1:16.594	75	3.814	1:16.094	75	4.413	1:15.943	7	1 Lap	1:25.729	75	11.010	1:16.075
13	3.033	1:23.146	75	4.349	1:16.074	71	4.234	1:16.902	71	6.107	1:17.217	13	1 Lap	1:25.729	13	11.010	1:16.075
2	3.415	1:23.528	2	8.020	1:18.210	22	11.775	1:18.061	21	1 Lap	1:29.424	17	1 Lap	1:28.437	115	1 Lap	1:23.804
75	3.809	1:23.922	13	9.221	1:19.059	13	15.361	1:19.005	101	1 Lap	1:31.012	13	26.777	1:18.263	71	16.534	1:18.350
22	4.303	1:24.416	2	9.318	1:18.792	2	15.470	1:18.543	2	18.768	1:18.642	2	26.896	1:18.691	7	1 Lap	1:25.390
25	4.699	1:24.812	25	14.419	1:20.719	25	24.290	1:20.790	2	19.199	1:19.182	25	39.334	1:19.805	477	1 Lap	1:24.587
16	5.895	1:26.008	16	15.082	1:20.781	151	24.513	1:20.809	13	19.199	1:19.182	3	40.338	1:20.373	22	26.849	1:18.464
151	7.693	1:27.806	151	15.341	1:20.036	16	24.881	1:20.912	25	29.254	1:20.308	151	41.818	1:21.613	24	1 Lap	1:27.261
247	8.450	1:28.563	3	17.559	1:20.406	9	27.227	1:19.224	151	29.473	1:20.304	16	41.971	1:21.203	13	34.965	1:19.246
65	8.972	1:29.085	9	20.461	1:19.888	65	35.828	1:23.187	3	30.053	1:20.018	21	1 Lap	1:30.017	2	35.652	1:19.735
3	9.310	1:29.423	65	22.143	1:22.387	157	36.768	1:21.590	9	30.784	1:18.901	9	42.481	1:21.564	57	1 Lap	1:26.855
157	9.418	1:29.531	157	24.998	1:23.025	27	41.708	1:23.687	17	1 Lap	1:31.659	157	55.861	1:21.199	199	1 Lap	1:25.480
90	9.921	1:30.034	90	25.991	1:24.377	247	42.688	1:24.151	101	1 Lap	1:32.729	65	56.372	1:22.511	88	1 Lap	1:27.312
27	10.489	1:30.602	27	26.264	1:23.922	90	43.968	1:24.216	157	55.861	1:21.199	2	56.372	1:22.511	97	1 Lap	1:27.348
9	10.854	1:30.967	247	26.480	1:25.109	115	52.246	1:24.320	27	1:05.781	1:22.843	99	1 Lap	1:29.447	25	50.103	1:20.362
7	12.259	1:32.372	7	34.052	1:26.736	7	54.776	1:25.844	90	1:06.625	1:22.294	3	50.620	1:20.398	16	52.041	1:19.551
115	12.984	1:33.097	115	34.490	1:26.662	477	57.458	1:25.301	247	1:07.078	1:23.949	9	52.486	1:19.091	9	52.486	1:19.091
24	14.878	1:34.991	477	38.223	1:25.838	24	1:00.010	1:26.716	101	1:07.078	1:23.949	65	1:08.734	1:19.981	157	1:09.523	1:21.678
99	16.679	1:36.792	24	38.402	1:27.719	199	1:05.126	1:27.091	17	1 Lap	1:31.659	21	1:09.523	1:21.678	157	1:09.523	1:21.678
477	16.933	1:37.046	199	41.952	1:27.405	57	1:06.376	1:27.651	101	1 Lap	1:32.729	101	1 Lap	1:31.440	17	1 Lap	1:32.536
57	17.025	1:37.138	99	42.005	1:28.363	88	1:06.493	1:27.203	157	55.861	1:21.199	17	1 Lap	1:32.536			
199	17.557	1:37.670	57	42.431	1:28.138	97	1:06.969	1:27.179	27	1:05.781	1:22.843						
97	18.043	1:38.156	88	42.671	1:27.654	97	1:06.969	1:27.179	90	1:06.625	1:22.294						
88	18.272	1:38.385	88	42.671	1:27.654	99	1:09.562	1:28.436	247	1:07.078	1:23.949						
17	21.188	1:41.301	97	43.026	1:27.748												
101	21.571	1:41.684	101	56.909	1:33.353												
14	27.310	1:47.423	17	57.141	1:33.865												
89	28.259	1:48.372	21	1:00.704	1:30.388												
21	31.497	1:51.610	14	1:09.716	1:37.307												

Weather / Track : Bright / Dry

Donington Park National: 1.9790 miles
Date: 04/06/2023 Start: 09:44 Finish: 09:56

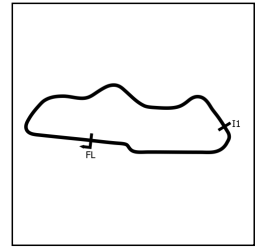
Results can be found at www.tsl-timing.com

Printed - 10:00 Sunday, 04 June 2023

BMCRC - MRO Championships 2023 - Rnd 4 @ Donington Park
BMCRC Formula 400 & INTA Motorcycles Blue Haze GP 2-Stokes
RACE 2 - POSITION CHART

No	Name	Lap										
		Pos	1	2	3	4	5	6	7	8	9	10
43	SWAIN	1	43	43	43	43	43	20	20	20	20	20
71	DUNN	2	20	20	20	20	20	43	43	43	43	43
22	BALLERINI	3	71	71	71	71	75	75	75	75	75	75
13	EDMONDSON	4	13	75	75	75	71	71	71	71	71	71
9	KELLY	5	2	22	22	22	22	22	22	22	22	22
151	SMITH	6	75	13	13	13	13	2	2	13	13	13
2	GILL	7	22	2	2	2	2	13	13	2	2	2
16	MAJOR	8	25	25	25	25	25	25	25	25	25	25
55	FELL	9	16	16	16	151	151	151	3	3	3	3
25	SMITH	10	151	151	151	16	16	3	151	151	16	16
65	MOXON	11	247	3	3	3	3	16	16	16	9	9
20	MILLS	12	65	65	9	9	9	9	9	9	157	65
157	MOOK	13	3	9	65	65	65	65	65	157	65	157
247	HEALEY	14	157	247	157	157	157	157	157	65	27	
3	BARRETT	15	90	90	90	27	27	27	27	27	90	
90	RAPA	16	27	157	27	247	247	247	247	90	247	
110	HAIGH	17	9	27	247	90	90	90	90	247	115	
27	SINCA	18	7	7	7	115	115	115	115	115	7	
115	DONKERSLEY	19	115	115	115	7	7	7	7	7	477	
7	DEWHURST	20	24	24	477	477	477	477	477	477	24	
24	GODZISZ	21	99	477	24	24	24	24	24	24	57	
199	FROST	22	477	99	199	199	199	88	88	57	199	
57	WILTON	23	57	57	99	57	57	57	57	88	88	
21	THURTLLE	24	199	199	57	88	88	199	199	199	97	
97	TAIG	25	97	88	88	97	97	97	97	97	99	
17	BATE	26	88	97	97	99	99	99	99	99	21	
99	WOLFF	27	17	17	101	101	21	21	21	21	101	
101	ROSSATO	28	101	101	17	17	101	101	17	17	17	
88	STANCIU	29	14	21	21	21	17	17	101	101		
477	WATT	30	89	14	14							
89	ZANUTTO	31	21									
75	JOHNSON	32										
14	WISNIEWSKI	33										

BMCRC - MRO Championships 2023 - Rnd 4 @ Donington Park
BMCRC Formula 400 & INTA Motorcycles Blue Haze GP 2-Stokes
RACE 2 - SECTOR ANALYSIS



SECTOR 1 = FL to I1, SECTOR 2 = I1 to FL, DIFF = Difference To Personal Best Lap, P = Crossed Finish Line in Pit Lane, D = Time Disallowed

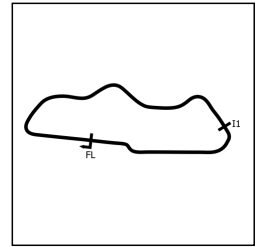
P1 20 GP Gavin MILLS		Honda RS - Reg Richardson Racing				
IDEAL LAP TIME : 1:14.158		BEST LAP TIME : 1:14.196		DIFFERENCE : 0.038		
LAP	SECTOR 1	SECTOR 2	LAP TIME	MPH	DIFF	TIME OF DAY
1 -		26.526	1:20.859	88.11	6.663	09:45:29.068
2 -	49.081	26.433	1:15.514	94.34	1.318	09:46:44.582
3 -	49.246	26.604	1:15.850	93.93	1.654	09:48:00.432
4 -	49.134	26.727	1:15.861	93.91	1.665	09:49:16.293
5 -	49.834	26.154	1:15.988	93.76	1.792	09:50:32.281
6 -	48.911	26.243	1:15.154	94.80	0.958	09:51:47.435
7 -	49.253	26.620	1:15.873	93.90	1.677	09:53:03.308
8 -	48.004	26.192	1:14.196 (1)	96.02		09:54:17.504
9 -	48.393	26.397	1:14.790 (3)	95.26	0.594	09:55:32.294
10 -	48.350	26.363	1:14.713 (2)	95.36	0.517	09:56:47.007

P2 43 GP Frank SWAIN		Honda RS250NX5 - Fincham's Two Strokes				
IDEAL LAP TIME : 1:14.852		BEST LAP TIME : 1:15.226		DIFFERENCE : 0.374		
LAP	SECTOR 1	SECTOR 2	LAP TIME	MPH	DIFF	TIME OF DAY
1 -		26.665	1:20.113	88.93	4.887	09:45:28.322
2 -	49.505	26.539	1:16.044	93.69	0.818	09:46:44.366
3 -	49.269	26.539	1:15.808	93.98	0.582	09:48:00.174
4 -	49.220	26.878	1:16.098	93.62	0.872	09:49:16.272
5 -	49.253	26.566	1:15.819	93.96	0.593	09:50:32.091
6 -	49.291	26.433	1:15.724 (3)	94.08	0.498	09:51:47.815
7 -	48.663	27.333	1:15.996	93.75	0.770	09:53:03.811
8 -	48.419	26.807	1:15.226 (1)	94.70		09:54:19.037
9 -	48.787	26.686	1:15.473 (2)	94.39	0.247	09:55:34.510
10 -	48.990	27.029	1:16.019	93.72	0.793	09:56:50.529

P3 75 GP Anthony JOHNSON		Yamaha TZ250 - Paul Toland / INTA Motorcycles				
IDEAL LAP TIME : 1:15.288		BEST LAP TIME : 1:15.288		DIFFERENCE : 0.000		
LAP	SECTOR 1	SECTOR 2	LAP TIME	MPH	DIFF	TIME OF DAY
1 -		27.039	1:23.922	84.89	8.634	09:45:32.131
2 -	49.358	26.960	1:16.318	93.35	1.030	09:46:48.449
3 -	49.319	26.755	1:16.074 (3)	93.65	0.786	09:48:04.523
4 -	48.736	26.552	1:15.288 (1)	94.63		09:49:19.811
5 -	49.351	26.743	1:16.094	93.62	0.806	09:50:35.905
6 -	49.222	26.721	1:15.943 (2)	93.81	0.655	09:51:51.848
7 -	49.320	27.197	1:16.517	93.11	1.229	09:53:08.365
8 -	49.935	26.951	1:16.886	92.66	1.598	09:54:25.251
9 -	49.524	27.167	1:16.691	92.90	1.403	09:55:41.942
10 -	49.206	26.869	1:16.075	93.65	0.787	09:56:58.017

P4 71 GP Bruce DUNN		Yamaha TZ250 - Bilstein UK				
IDEAL LAP TIME : 1:16.255		BEST LAP TIME : 1:16.444		DIFFERENCE : 0.189		
LAP	SECTOR 1	SECTOR 2	LAP TIME	MPH	DIFF	TIME OF DAY
1 -		26.736	1:21.386	87.54	4.942	09:45:29.595
2 -	49.799	26.645	1:16.444 (1)	93.20		09:46:46.039
3 -	49.693	26.901	1:16.594 (2)	93.01	0.150	09:48:02.633
4 -	49.953	26.837	1:16.790	92.78	0.346	09:49:19.423
5 -	50.340	26.562	1:16.902	92.64	0.458	09:50:36.325
6 -	50.487	26.730	1:17.217	92.26	0.773	09:51:53.542
7 -	49.714	27.030	1:16.744 (3)	92.83	0.300	09:53:10.286
8 -	50.456	27.174	1:17.630	91.77	1.186	09:54:27.916
9 -	50.110	27.165	1:17.275	92.19	0.831	09:55:45.191
10 -	50.877	27.473	1:18.350	90.93	1.906	09:57:03.541

BMCRC - MRO Championships 2023 - Rnd 4 @ Donington Park
BMCRC Formula 400 & INTA Motorcycles Blue Haze GP 2-Stokes
RACE 2 - SECTOR ANALYSIS



SECTOR 1 = FL to I1, SECTOR 2 = I1 to FL, DIFF = Difference To Personal Best Lap, P = Crossed Finish Line in Pit Lane, D = Time Disallowed

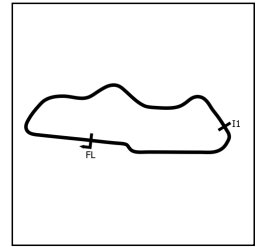
P5 22 GP Rik BALLERINI		Suzuki RG500 - SCLS LTD, CAMBRIDGE MC, GECKO RACING				
IDEAL LAP TIME : 1:17.030		BEST LAP TIME : 1:17.165		DIFFERENCE : 0.135		
LAP	SECTOR 1	SECTOR 2	LAP TIME	MPH	DIFF	TIME OF DAY
1 -		27.655	1:24.416	84.39	7.251	09:45:32.625
2 -	50.306	27.053	1:17.359 (3)	92.09	0.194	09:46:49.984
3 -	50.249	27.961	1:18.210	91.09	1.045	09:48:08.194
4 -	50.714	26.897	1:17.611	91.79	0.446	09:49:25.805
5 -	50.482	27.579	1:18.061	91.27	0.896	09:50:43.866
6 -	50.152	27.136	1:17.288 (2)	92.18	0.123	09:52:01.154
7 -	50.287	26.878	1:17.165 (1)	92.32		09:53:18.319
8 -	50.525	27.371	1:17.896	91.46	0.731	09:54:36.215
9 -	51.224	27.953	1:19.177	89.98	2.012	09:55:55.392
10 -	50.847	27.617	1:18.464	90.80	1.299	09:57:13.856

P6 13 GP Doug EDMONDSON		Yamaha TZ250 - Stan Stephens Tuning				
IDEAL LAP TIME : 1:18.142		BEST LAP TIME : 1:18.263		DIFFERENCE : 0.121		
LAP	SECTOR 1	SECTOR 2	LAP TIME	MPH	DIFF	TIME OF DAY
1 -		27.850	1:23.146	85.68	4.883	09:45:31.355
2 -	51.109	27.872	1:18.981 (3)	90.20	0.718	09:46:50.336
3 -	51.245	27.814	1:19.059	90.11	0.796	09:48:09.395
4 -	51.180	27.872	1:19.052	90.12	0.789	09:49:28.447
5 -	51.172	27.833	1:19.005	90.17	0.742	09:50:47.452
6 -	51.358	27.824	1:19.182	89.97	0.919	09:52:06.634
7 -	51.571	27.813	1:19.384	89.74	1.121	09:53:26.018
8 -	50.745	27.518	1:18.263 (1)	91.03		09:54:44.281
9 -	50.624	27.821	1:18.445 (2)	90.82	0.182	09:56:02.726
10 -	50.932	28.314	1:19.246	89.90	0.983	09:57:21.972

P7 2 M Andy GILL		Kawasaki ZXR400 -				
IDEAL LAP TIME : 1:18.192		BEST LAP TIME : 1:18.524		DIFFERENCE : 0.332		
LAP	SECTOR 1	SECTOR 2	LAP TIME	MPH	DIFF	TIME OF DAY
1 -		27.735	1:23.528	85.29	5.004	09:45:31.737
2 -	51.239	27.724	1:18.963	90.22	0.439	09:46:50.700
3 -	51.365	27.427	1:18.792	90.42	0.268	09:48:09.492
4 -	52.042	27.484	1:19.526	89.58	1.002	09:49:29.018
5 -	51.139	27.404	1:18.543 (2)	90.71	0.019	09:50:47.561
6 -	50.998	27.644	1:18.642 (3)	90.59	0.118	09:52:06.203
7 -	51.852	27.654	1:19.506	89.61	0.982	09:53:25.709
8 -	50.825	27.866	1:18.691	90.53	0.167	09:54:44.400
9 -	51.157	27.367	1:18.524 (1)	90.73		09:56:02.924
10 -	51.405	28.330	1:19.735	89.35	1.211	09:57:22.659

P8 25 M Haydon SMITH		Kawasaki ZXR400 - HI-Precision Engineering Ltd				
IDEAL LAP TIME : 1:19.599		BEST LAP TIME : 1:19.805		DIFFERENCE : 0.206		
LAP	SECTOR 1	SECTOR 2	LAP TIME	MPH	DIFF	TIME OF DAY
1 -		28.649	1:24.812	84.00	5.007	09:45:33.021
2 -	52.629	28.224	1:20.853	88.11	1.048	09:46:53.874
3 -	52.637	28.082	1:20.719	88.26	0.914	09:48:14.593
4 -	52.587	28.411	1:20.998	87.96	1.193	09:49:35.591
5 -	52.539	28.251	1:20.790	88.18	0.985	09:50:56.381
6 -	52.226	28.082	1:20.308 (3)	88.71	0.503	09:52:16.689
7 -	52.411	27.933	1:20.344	88.67	0.539	09:53:37.033
8 -	51.666	28.139	1:19.805 (1)	89.27		09:54:56.838
9 -	51.862	28.048	1:19.910 (2)	89.15	0.105	09:56:16.748
10 -	52.405	27.957	1:20.362	88.65	0.557	09:57:37.110

BMCRC - MRO Championships 2023 - Rnd 4 @ Donington Park
BMCRC Formula 400 & INTA Motorcycles Blue Haze GP 2-Stokes
RACE 2 - SECTOR ANALYSIS



SECTOR 1 = FL to I1, SECTOR 2 = I1 to FL, DIFF = Difference To Personal Best Lap, P = Crossed Finish Line in Pit Lane, D = Time Disallowed

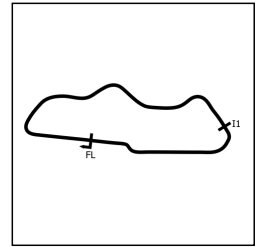
P9		3 GP		Tom BARRETT		Honda RS250 -	
IDEAL LAP TIME : 1:18.999		BEST LAP TIME : 1:19.387		DIFFERENCE : 0.388			
LAP	SECTOR 1	SECTOR 2	LAP TIME	MPH	DIFF	TIME OF DAY	
1 -		29.114	1:29.423	79.67	10.036	09:45:37.632	
2 -	51.657	28.038	1:19.695 (3)	89.39	0.308	09:46:57.327	
3 -	52.036	28.370	1:20.406	88.60	1.019	09:48:17.733	
4 -	51.378	28.119	1:19.497 (2)	89.62	0.110	09:49:37.230	
5 -	51.756	28.484	1:20.240	88.79	0.853	09:50:57.470	
6 -	51.661	28.357	1:20.018	89.03	0.631	09:52:17.488	
7 -	51.853	28.128	1:19.981	89.07	0.594	09:53:37.469	
8 -	52.752	27.621	1:20.373	88.64	0.986	09:54:57.842	
9 -	51.396	27.991	1:19.387 (1)	89.74		09:56:17.229	
10 -	52.336	28.062	1:20.398	88.61	1.011	09:57:37.627	

P10		16 S		Alan MAJOR		Kawasaki ZXR400 - Major Performance Developments	
IDEAL LAP TIME : 1:19.551		BEST LAP TIME : 1:19.551		DIFFERENCE : 0.000			
LAP	SECTOR 1	SECTOR 2	LAP TIME	MPH	DIFF	TIME OF DAY	
1 -		28.240	1:26.008	82.83	6.457	09:45:34.217	
2 -	52.121	28.137	1:20.258 (3)	88.77	0.707	09:46:54.475	
3 -	52.381	28.400	1:20.781	88.19	1.230	09:48:15.256	
4 -	52.244	28.560	1:20.804	88.17	1.253	09:49:36.060	
5 -	52.687	28.225	1:20.912	88.05	1.361	09:50:56.972	
6 -	52.595	28.204	1:20.799	88.17	1.248	09:52:17.771	
7 -	52.569	27.932	1:20.501	88.50	0.950	09:53:38.272	
8 -	53.177	28.026	1:21.203	87.73	1.652	09:54:59.475	
9 -	52.058	27.964	1:20.022 (2)	89.03	0.471	09:56:19.497	
10 -	51.668	27.883	1:19.551 (1)	89.56		09:57:39.048	

P11		9 M		Kalvin KELLY		Kawasaki NINJA 400 -	
IDEAL LAP TIME : 1:18.749		BEST LAP TIME : 1:18.901		DIFFERENCE : 0.152			
LAP	SECTOR 1	SECTOR 2	LAP TIME	MPH	DIFF	TIME OF DAY	
1 -		28.518	1:30.967	78.32	12.066	09:45:39.176	
2 -	53.060	28.511	1:21.571	87.34	2.670	09:47:00.747	
3 -	51.894	27.994	1:19.888	89.18	0.987	09:48:20.635	
4 -	51.316	28.143	1:19.459	89.66	0.558	09:49:40.094	
5 -	51.271	27.953	1:19.224 (3)	89.93	0.323	09:50:59.318	
6 -	50.796	28.105	1:18.901 (1)	90.29		09:52:18.219	
7 -	51.828	28.374	1:20.202	88.83	1.301	09:53:38.421	
8 -	53.178	28.386	1:21.564	87.35	2.663	09:54:59.985	
9 -	51.882	28.535	1:20.417	88.59	1.516	09:56:20.402	
10 -	51.062	28.029	1:19.091 (2)	90.08	0.190	09:57:39.493	

P12		65 M		Andrew MOXON		Aprilia RS 250 - Vanguard Motorsport Uckfield + DART Motorspx	
IDEAL LAP TIME : 1:19.981		BEST LAP TIME : 1:19.981		DIFFERENCE : 0.000			
LAP	SECTOR 1	SECTOR 2	LAP TIME	MPH	DIFF	TIME OF DAY	
1 -		29.335	1:29.085	79.97	9.104	09:45:37.294	
2 -	53.550	29.086	1:22.636	86.21	2.655	09:46:59.930	
3 -	53.778	28.609	1:22.387	86.47	2.406	09:48:22.317	
4 -	53.630	28.785	1:22.415	86.44	2.434	09:49:44.732	
5 -	54.231	28.956	1:23.187	85.64	3.206	09:51:07.919	
6 -	53.328	28.375	1:21.703 (2)	87.20	1.722	09:52:29.622	
7 -	53.186	28.557	1:21.743 (3)	87.15	1.762	09:53:51.365	
8 -	53.938	28.573	1:22.511	86.34	2.530	09:55:13.876	
9 -	52.459	29.425	1:21.884	87.00	1.903	09:56:35.760	
10 -	51.752	28.229	1:19.981 (1)	89.07		09:57:55.741	

BMCRC - MRO Championships 2023 - Rnd 4 @ Donington Park
BMCRC Formula 400 & INTA Motorcycles Blue Haze GP 2-Stokes
RACE 2 - SECTOR ANALYSIS



SECTOR 1 = FL to I1, SECTOR 2 = I1 to FL, DIFF = Difference To Personal Best Lap, P = Crossed Finish Line in Pit Lane, D = Time Disallowed

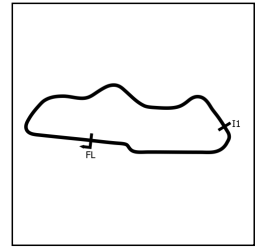
P13 157 S		Geoff MOOK		Yamaha TZR 250 -		
IDEAL LAP TIME : 1:20.979		BEST LAP TIME : 1:21.199		DIFFERENCE : 0.220		
LAP	SECTOR 1	SECTOR 2	LAP TIME	MPH	DIFF	TIME OF DAY
1 -		30.029	1:29.531	79.57	8.332	09:45:37.740
2 -	54.802	29.605	1:24.407	84.40	3.208	09:47:02.147
3 -	54.324	28.701	1:23.025	85.81	1.826	09:48:25.172
4 -	53.570	28.527	1:22.097	86.78	0.898	09:49:47.269
5 -	53.077	28.513	1:21.590	87.32	0.391	09:51:08.859
6 -	52.792	28.622	1:21.414 (2)	87.51	0.215	09:52:30.273
7 -	52.983	28.910	1:21.893	86.99	0.694	09:53:52.166
8 -	52.798	28.401	1:21.199 (1)	87.74		09:55:13.365
9 -	52.655	28.832	1:21.487 (3)	87.43	0.288	09:56:34.852
10 -	52.578	29.100	1:21.678	87.22	0.479	09:57:56.530

P14 27 S/R		Lucian Silviu SINCA		Kawasaki ZX400R - RAP Racing Team		
IDEAL LAP TIME : 1:22.656		BEST LAP TIME : 1:22.843		DIFFERENCE : 0.187		
LAP	SECTOR 1	SECTOR 2	LAP TIME	MPH	DIFF	TIME OF DAY
1 -		30.252	1:30.602	78.63	7.759	09:45:38.811
2 -	54.044	29.661	1:23.705	85.11	0.862	09:47:02.516
3 -	54.794	29.128	1:23.922	84.89	1.079	09:48:26.438
4 -	54.648	29.026	1:23.674	85.14	0.831	09:49:50.112
5 -	54.465	29.222	1:23.687	85.13	0.844	09:51:13.799
6 -	54.570	28.940	1:23.510	85.31	0.667	09:52:37.309
7 -	54.294	28.839	1:23.133 (2)	85.70	0.290	09:54:00.442
8 -	53.817	29.026	1:22.843 (1)	86.00		09:55:23.285
9 -	54.070	29.166	1:23.236 (3)	85.59	0.393	09:56:46.521

P15 90 S		Steve RAPA		Honda RVF400 (BRUCE) - My Own Fair Hands		
IDEAL LAP TIME : 1:21.908		BEST LAP TIME : 1:22.294		DIFFERENCE : 0.386		
LAP	SECTOR 1	SECTOR 2	LAP TIME	MPH	DIFF	TIME OF DAY
1 -		30.194	1:30.034	79.13	7.740	09:45:38.243
2 -	54.279	29.266	1:23.545	85.27	1.251	09:47:01.788
3 -	55.327	29.050	1:24.377	84.43	2.083	09:48:26.165
4 -	54.616	31.062	1:25.678	83.15	3.384	09:49:51.843
5 -	54.944	29.272	1:24.216	84.59	1.922	09:51:16.059
6 -	54.255	29.066	1:23.321	85.50	1.027	09:52:39.380
7 -	53.831	28.624	1:22.455 (2)	86.40	0.161	09:54:01.835
8 -	53.284	29.010	1:22.294 (1)	86.57		09:55:24.129
9 -	54.093	28.747	1:22.840 (3)	86.00	0.546	09:56:46.969

P16 247 S		Lee HEALEY		Honda NC30 - Specialised Welding and Fabrications		
IDEAL LAP TIME : 1:22.480		BEST LAP TIME : 1:22.541		DIFFERENCE : 0.061		
LAP	SECTOR 1	SECTOR 2	LAP TIME	MPH	DIFF	TIME OF DAY
1 -		29.355	1:28.563	80.44	6.022	09:45:36.772
2 -	55.363	29.410	1:24.773	84.04	2.232	09:47:01.545
3 -	56.017	29.092	1:25.109	83.71	2.568	09:48:26.654
4 -	54.672	29.302	1:23.974	84.84	1.433	09:49:50.628
5 -	54.833	29.318	1:24.151	84.66	1.610	09:51:14.779
6 -	54.343	28.970	1:23.313 (2)	85.51	0.772	09:52:38.092
7 -	53.764	28.777	1:22.541 (1)	86.31		09:54:00.633
8 -	54.554	29.395	1:23.949	84.86	1.408	09:55:24.582
9 -	54.917	28.716	1:23.633 (3)	85.18	1.092	09:56:48.215

BMCRC - MRO Championships 2023 - Rnd 4 @ Donington Park
BMCRC Formula 400 & INTA Motorcycles Blue Haze GP 2-Stokes
RACE 2 - SECTOR ANALYSIS



SECTOR 1 = FL to I1, SECTOR 2 = I1 to FL, DIFF = Difference To Personal Best Lap, P = Crossed Finish Line in Pit Lane, D = Time Disallowed

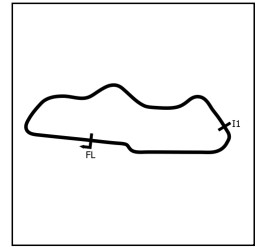
P17		115 S/R		Jake DONKERSLEY		Honda VFR400 NC30 -	
IDEAL LAP TIME : 1:23.523		BEST LAP TIME : 1:23.618		DIFFERENCE : 0.095			
LAP	SECTOR 1	SECTOR 2	LAP TIME	MPH	DIFF	TIME OF DAY	
1 -		29.918	1:33.097	76.52	9.479	09:45:41.306	
2 -	56.443	30.253	1:26.696	82.17	3.078	09:47:08.002	
3 -	56.550	30.112	1:26.662	82.21	3.044	09:48:34.664	
4 -			1:25.353	83.47	1.735	09:50:00.017	
5 -	55.130	29.190	1:24.320	84.49	0.702	09:51:24.337	
6 -	54.476	29.142	1:23.618 (1)	85.20		09:52:47.955	
7 -	54.809	29.192	1:24.001	84.81	0.383	09:54:11.956	
8 -			1:23.622 (2)	85.20	0.004	09:55:35.578	
9 -	54.381	29.423	1:23.804 (3)	85.01	0.186	09:56:59.382	

P18		7 M		Roy DEWHURST		Kawasaki ZXR 400 - Dawn	
IDEAL LAP TIME : 1:24.811		BEST LAP TIME : 1:25.003		DIFFERENCE : 0.192			
LAP	SECTOR 1	SECTOR 2	LAP TIME	MPH	DIFF	TIME OF DAY	
1 -		30.146	1:32.372	77.12	7.369	09:45:40.581	
2 -	56.745	30.164	1:26.909	81.97	1.906	09:47:07.490	
3 -	56.627	30.109	1:26.736	82.14	1.733	09:48:34.226	
4 -	56.858	29.939	1:26.797	82.08	1.794	09:50:01.023	
5 -	55.876	29.968	1:25.844	82.99	0.841	09:51:26.867	
6 -	56.490	30.047	1:26.537	82.33	1.534	09:52:53.404	
7 -	55.940	29.789	1:25.729 (3)	83.10	0.726	09:54:19.133	
8 -	55.253	29.750	1:25.003 (1)	83.81		09:55:44.136	
9 -	55.061	30.329	1:25.390 (2)	83.43	0.387	09:57:09.526	

P19		477 S		Kade WATT		Kawasaki NINJA 400 - JMF Contracts	
IDEAL LAP TIME : 1:24.174		BEST LAP TIME : 1:24.587		DIFFERENCE : 0.413			
LAP	SECTOR 1	SECTOR 2	LAP TIME	MPH	DIFF	TIME OF DAY	
1 -		31.758	1:37.046	73.41	12.459	09:45:45.255	
2 -	56.941	30.363	1:27.304	81.60	2.717	09:47:12.559	
3 -	55.628	30.210	1:25.838	83.00	1.251	09:48:38.397	
4 -	55.848	30.003	1:25.851	82.98	1.264	09:50:04.248	
5 -	55.553	29.748	1:25.301 (3)	83.52	0.714	09:51:29.549	
6 -	55.165	29.732	1:24.897 (2)	83.92	0.310	09:52:54.446	
7 -	55.694	30.035	1:25.729	83.10	1.142	09:54:20.175	
8 -	54.592	30.831	1:25.423	83.40	0.836	09:55:45.598	
9 -	54.442	30.145	1:24.587 (1)	84.22		09:57:10.185	

P20		24 S		Harley GODZISZ		Honda NC30 - SonicRacing.co.uk	
IDEAL LAP TIME : 1:25.717		BEST LAP TIME : 1:25.809		DIFFERENCE : 0.092			
LAP	SECTOR 1	SECTOR 2	LAP TIME	MPH	DIFF	TIME OF DAY	
1 -		30.534	1:34.991	75.00	9.182	09:45:43.200	
2 -	57.388	30.269	1:27.657	81.27	1.848	09:47:10.857	
3 -	56.864	30.855	1:27.719	81.22	1.910	09:48:38.576	
4 -	56.794	30.015	1:26.809	82.07	1.000	09:50:05.385	
5 -	56.757	29.959	1:26.716	82.16	0.907	09:51:32.101	
6 -	56.054	29.967	1:26.021 (3)	82.82	0.212	09:52:58.122	
7 -	55.967	29.968	1:25.935 (2)	82.90	0.126	09:54:24.057	
8 -	56.059	29.750	1:25.809 (1)	83.02		09:55:49.866	
9 -	56.615	30.646	1:27.261	81.64	1.452	09:57:17.127	

BMCRC - MRO Championships 2023 - Rnd 4 @ Donington Park
BMCRC Formula 400 & INTA Motorcycles Blue Haze GP 2-Stokes
RACE 2 - SECTOR ANALYSIS



SECTOR 1 = FL to I1, SECTOR 2 = I1 to FL, DIFF = Difference To Personal Best Lap, P = Crossed Finish Line in Pit Lane, D = Time Disallowed

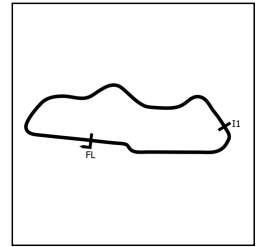
P21 57 S/R		John WILTON		Kawasaki ZXR400 - RAP Racing Team		
IDEAL LAP TIME : 1:25.510		BEST LAP TIME : 1:25.510		DIFFERENCE : 0.000		
LAP	SECTOR 1	SECTOR 2	LAP TIME	MPH	DIFF	TIME OF DAY
1 -		31.439	1:37.138	73.34	11.628	09:45:45.347
2 -	58.038	31.082	1:29.120	79.94	3.610	09:47:14.467
3 -	57.015	31.123	1:28.138	80.83	2.628	09:48:42.605
4 -	57.716	30.495	1:28.211	80.76	2.701	09:50:10.816
5 -	57.344	30.307	1:27.651	81.28	2.141	09:51:38.467
6 -	56.588	30.336	1:26.924	81.96	1.414	09:53:05.391
7 -	55.830	30.052	1:25.882 (2)	82.95	0.372	09:54:31.273
8 -	55.778	29.732	1:25.510 (1)	83.31		09:55:56.783
9 -	56.555	30.300	1:26.855 (3)	82.02	1.345	09:57:23.638

P22 199 GP		Michael FROST		Yamaha TZ250 4DP -		
IDEAL LAP TIME : 1:24.856		BEST LAP TIME : 1:25.480		DIFFERENCE : 0.624		
LAP	SECTOR 1	SECTOR 2	LAP TIME	MPH	DIFF	TIME OF DAY
1 -		31.029	1:37.670	72.94	12.190	09:45:45.879
2 -	58.100	30.742	1:28.842	80.19	3.362	09:47:14.721
3 -	57.033	30.372	1:27.405	81.51	1.925	09:48:42.126
4 -	57.468	30.532	1:28.000	80.96	2.520	09:50:10.126
5 -	56.933	30.158	1:27.091 (3)	81.80	1.611	09:51:37.217
6 -	56.460	31.848	1:28.308	80.67	2.828	09:53:05.525
7 -	57.256	30.066	1:27.322	81.59	1.842	09:54:32.847
8 -	56.047	30.070	1:26.117 (2)	82.73	0.637	09:55:58.964
9 -	54.790	30.690	1:25.480 (1)	83.34		09:57:24.444

P23 88 S/R		Florentin Valentin STANCIU		Kawasaki ZXR400 - RAP Racing Team		
IDEAL LAP TIME : 1:25.636		BEST LAP TIME : 1:26.226		DIFFERENCE : 0.590		
LAP	SECTOR 1	SECTOR 2	LAP TIME	MPH	DIFF	TIME OF DAY
1 -		30.949	1:38.385	72.41	12.159	09:45:46.594
2 -	57.019	31.578	1:28.597	80.41	2.371	09:47:15.191
3 -	57.247	30.407	1:27.654	81.28	1.428	09:48:42.845
4 -	57.914	30.622	1:28.536	80.47	2.310	09:50:11.381
5 -	56.366	30.837	1:27.203	81.70	0.977	09:51:38.584
6 -	55.886	30.340	1:26.226 (1)	82.62		09:53:04.810
7 -	56.058	30.253	1:26.311 (3)	82.54	0.085	09:54:31.121
8 -	56.488	29.750	1:26.238 (2)	82.61	0.012	09:55:57.359
9 -	55.977	31.335	1:27.312	81.59	1.086	09:57:24.671

P24 97 S		Nicholas TAIG		Honda VFR400 NC30 - RST, Bell Helmets UK		
IDEAL LAP TIME : 1:26.599		BEST LAP TIME : 1:26.796		DIFFERENCE : 0.197		
LAP	SECTOR 1	SECTOR 2	LAP TIME	MPH	DIFF	TIME OF DAY
1 -		31.884	1:38.156	72.58	11.360	09:45:46.365
2 -	57.975	31.112	1:29.087	79.97	2.291	09:47:15.452
3 -	57.294	30.454	1:27.748	81.19	0.952	09:48:43.200
4 -	58.270	30.411	1:28.681	80.34	1.885	09:50:11.881
5 -	56.667	30.512	1:27.179 (2)	81.72	0.383	09:51:39.060
6 -	56.355	30.441	1:26.796 (1)	82.08		09:53:05.856
7 -	56.582	30.904	1:27.486	81.43	0.690	09:54:33.342
8 -	56.931	30.300	1:27.231 (3)	81.67	0.435	09:56:00.573
9 -	57.104	30.244	1:27.348	81.56	0.552	09:57:27.921

BMCRC - MRO Championships 2023 - Rnd 4 @ Donington Park
BMCRC Formula 400 & INTA Motorcycles Blue Haze GP 2-Stokes
RACE 2 - SECTOR ANALYSIS



SECTOR 1 = FL to I1, SECTOR 2 = I1 to FL, DIFF = Difference To Personal Best Lap, P = Crossed Finish Line in Pit Lane, D = Time Disallowed

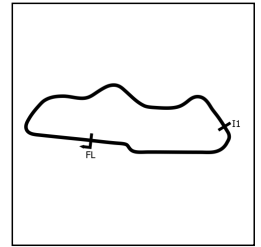
P25 99 M Jack WOLFF		Kawasaki NINJA 300 - Nym Technologies Racing				
IDEAL LAP TIME : 1:27.937		BEST LAP TIME : 1:28.096		DIFFERENCE : 0.159		
LAP	SECTOR 1	SECTOR 2	LAP TIME	MPH	DIFF	TIME OF DAY
1 -		31.714	1:36.792	73.60	8.696	09:45:45.001
2 -	57.574	31.241	1:28.815	80.21	0.719	09:47:13.816
3 -	57.022	31.341	1:28.363 (2)	80.62	0.267	09:48:42.179
4 -	58.976	32.062	1:31.038	78.26	2.942	09:50:13.217
5 -	57.382	31.054	1:28.436 (3)	80.56	0.340	09:51:41.653
6 -	56.969	31.127	1:28.096 (1)	80.87		09:53:09.749
7 -	56.883	31.554	1:28.437	80.56	0.341	09:54:38.186
8 -	57.783	31.204	1:28.987	80.06	0.891	09:56:07.173
9 -	58.267	31.180	1:29.447	79.65	1.351	09:57:36.620

P26 21 GP Stuart THURTFLE		Spondon Yamaha TZ250 - TeamTortoise Racing				
IDEAL LAP TIME : 1:27.666		BEST LAP TIME : 1:27.817		DIFFERENCE : 0.151		
LAP	SECTOR 1	SECTOR 2	LAP TIME	MPH	DIFF	TIME OF DAY
1 -		47.378	1:51.610	63.83	23.793	09:45:59.819
2 -	59.475	31.196	1:30.671	78.57	2.854	09:47:30.490
3 -	58.246	32.142	1:30.388	78.82	2.571	09:49:00.878
4 -	58.977	30.690	1:29.667	79.45	1.850	09:50:30.545
5 -	58.273	31.151	1:29.424 (2)	79.67	1.607	09:51:59.969
6 -	58.149	31.383	1:29.532 (3)	79.57	1.715	09:53:29.501
7 -	58.366	31.651	1:30.017	79.14	2.200	09:54:59.518
8 -	56.976	30.841	1:27.817 (1)	81.13		09:56:27.335
9 -	58.639	31.545	1:30.184	79.00	2.367	09:57:57.519

P27 101 S/R Francesco ROSSATO		Kawasaki ZXR400 - RAP Racing Team				
IDEAL LAP TIME : 1:30.899		BEST LAP TIME : 1:31.012		DIFFERENCE : 0.113		
LAP	SECTOR 1	SECTOR 2	LAP TIME	MPH	DIFF	TIME OF DAY
1 -		32.587	1:41.684	70.06	10.672	09:45:49.893
2 -	1:00.600	33.237	1:33.837	75.92	2.825	09:47:23.730
3 -	1:00.290	33.063	1:33.353	76.31	2.341	09:48:57.083
4 -	1:00.120	32.432	1:32.552	76.97	1.540	09:50:29.635
5 -	58.745	32.267	1:31.012 (1)	78.28		09:52:00.647
6 -	59.690	32.606	1:32.296	77.19	1.284	09:53:32.943
7 -	1:00.533	32.196	1:32.729	76.83	1.717	09:55:05.672
8 -	59.206	32.432	1:31.638 (3)	77.74	0.626	09:56:37.310
9 -	59.286	32.154	1:31.440 (2)	77.91	0.428	09:58:08.750

P28 17 R Freddie BATE		Kawasaki NINJA 300 - hartjay				
IDEAL LAP TIME : 1:31.375		BEST LAP TIME : 1:31.573		DIFFERENCE : 0.198		
LAP	SECTOR 1	SECTOR 2	LAP TIME	MPH	DIFF	TIME OF DAY
1 -		32.766	1:41.301	70.33	9.728	09:45:49.510
2 -	1:00.778	33.162	1:33.940	75.84	2.367	09:47:23.450
3 -	1:01.246	32.619	1:33.865	75.90	2.292	09:48:57.315
4 -	1:00.346	32.249	1:32.595	76.94	1.022	09:50:29.910
5 -	59.466	32.163	1:31.629 (2)	77.75	0.056	09:52:01.539
6 -	59.468	32.105	1:31.573 (1)	77.80		09:53:33.112
7 -	59.750	31.909	1:31.659 (3)	77.72	0.086	09:55:04.771
8 -	1:00.060	32.141	1:32.201	77.27	0.628	09:56:36.972
9 -	1:00.014	32.522	1:32.536	76.99	0.963	09:58:09.508

BMCRC - MRO Championships 2023 - Rnd 4 @ Donington Park
BMCRC Formula 400 & INTA Motorcycles Blue Haze GP 2-Stokes
RACE 2 - SECTOR ANALYSIS



SECTOR 1 = FL to I1, SECTOR 2 = I1 to FL, DIFF = Difference To Personal Best Lap, P = Crossed Finish Line in Pit Lane, D = Time Disallowed

P29	151 S	Nick SMITH	Kawasaki ZXR400 - Hi-Precision Engineering Ltd			
IDEAL LAP TIME : 1:19.230		BEST LAP TIME : 1:19.464	DIFFERENCE : 0.234			

LAP	SECTOR 1	SECTOR 2	LAP TIME	MPH	DIFF	TIME OF DAY
1 -		28.426	1:27.806	81.14	8.342	09:45:36.015
2 -	51.623	27.841	1:19.464 (1)	89.65		09:46:55.479
3 -	51.389	28.647	1:20.036 (2)	89.01	0.572	09:48:15.515
4 -	52.010	28.270	1:20.280 (3)	88.74	0.816	09:49:35.795
5 -	52.628	28.181	1:20.809	88.16	1.345	09:50:56.604
6 -	52.236	28.068	1:20.304	88.72	0.840	09:52:16.908
7 -	52.843	27.958	1:20.801	88.17	1.337	09:53:37.709
8 -	53.297	28.316	1:21.613	87.29	2.149	09:54:59.322

P30	14 GP	Nathan WISNIEWSKI	Yamaha TZ250 -			
IDEAL LAP TIME :		BEST LAP TIME : 1:36.951	DIFFERENCE :			

LAP	SECTOR 1	SECTOR 2	LAP TIME	MPH	DIFF	TIME OF DAY
1 -			1:47.423	66.32	10.472	09:45:55.632
2 -			1:36.951 (1)	73.48		09:47:32.583
3 -			1:37.307 (2)	73.21	0.356	09:49:09.890

P31	89 M	Phil ZANUTTO	Kawasaki ZXR400 - Westend garage			
IDEAL LAP TIME :		BEST LAP TIME :	DIFFERENCE :			

LAP	SECTOR 1	SECTOR 2	LAP TIME	MPH	DIFF	TIME OF DAY
1 -		33.224	1:48.372	65.74		09:45:56.581

BMCRC - MRO Championships 2023 - Rnd 4 @ Donington Park

BMCRC Formula 400 & INTA Motorcycles Blue Haze GP 2-Stokes

RACE 2 - BEST SECTORS

SECTOR 1			SECTOR 2			IDEAL / BEST COMPARISON						
POS	NO	NAME	TIME	NO	NAME	TIME	POS	NO	NAME	IDEAL	BEST	DIFF
									PERFECT LAP	1:14.158		
1	20	MILLS	48.004	20	MILLS	26.154	1	20	MILLS	1:14.158	1:14.196	0.038
2	43	SWAIN	48.419	43	SWAIN	26.433	2	43	SWAIN	1:14.852	1:15.226	0.374
3	75	JOHNSON	48.736	75	JOHNSON	26.552	3	75	JOHNSON	1:15.288	1:15.288	0.000
4	71	DUNN	49.693	71	DUNN	26.562	4	71	DUNN	1:16.255	1:16.444	0.189
5	22	BALLERINI	50.152	22	BALLERINI	26.878	5	22	BALLERINI	1:17.030	1:17.165	0.135
6	13	EDMONDSON	50.624	2	GILL	27.367	6	13	EDMONDSON	1:18.142	1:18.263	0.121
7	9	KELLY	50.796	13	EDMONDSON	27.518	7	2	GILL	1:18.192	1:18.524	0.332
8	2	GILL	50.825	3	BARRETT	27.621	8	9	KELLY	1:18.749	1:18.901	0.152
9	3	BARRETT	51.378	151	SMITH	27.841	9	3	BARRETT	1:18.999	1:19.387	0.388
10	151	SMITH	51.389	16	MAJOR	27.883	10	151	SMITH	1:19.230	1:19.464	0.234
11	25	SMITH	51.666	25	SMITH	27.933	11	16	MAJOR	1:19.551	1:19.551	0.000
12	16	MAJOR	51.668	9	KELLY	27.953	12	25	SMITH	1:19.599	1:19.805	0.206
13	65	MOXON	51.752	65	MOXON	28.229	13	65	MOXON	1:19.981	1:19.981	0.000
14	157	MOOK	52.578	157	MOOK	28.401	14	157	MOOK	1:20.979	1:21.199	0.220
15	90	RAPA	53.284	90	RAPA	28.624	15	90	RAPA	1:21.908	1:22.294	0.386
16	247	HEALEY	53.764	247	HEALEY	28.716	16	247	HEALEY	1:22.480	1:22.541	0.061
17	27	SINCA	53.817	27	SINCA	28.839	17	27	SINCA	1:22.656	1:22.843	0.187
18	115	DONKERSLEY	54.381	115	DONKERSLEY	29.142	18	115	DONKERSLEY	1:23.523	1:23.618	0.095
19	477	WATT	54.442	477	WATT	29.732	19	477	WATT	1:24.174	1:24.587	0.413
20	199	FROST	54.790	57	WILTON	29.732	20	7	DEWHURST	1:24.811	1:25.003	0.192
21	7	DEWHURST	55.061	7	DEWHURST	29.750	21	199	FROST	1:24.856	1:25.480	0.624
22	57	WILTON	55.778	24	GODZISZ	29.750	22	57	WILTON	1:25.510	1:25.510	0.000
23	88	STANCIU	55.886	88	STANCIU	29.750	23	88	STANCIU	1:25.636	1:26.226	0.590
24	24	GODZISZ	55.967	199	FROST	30.066	24	24	GODZISZ	1:25.717	1:25.809	0.092
25	97	TAIG	56.355	97	TAIG	30.244	25	97	TAIG	1:26.599	1:26.796	0.197
26	99	WOLFF	56.883	21	THURTL	30.690	26	21	THURTL	1:27.666	1:27.817	0.151
27	21	THURTL	56.976	99	WOLFF	31.054	27	99	WOLFF	1:27.937	1:28.096	0.159
28	101	ROSSATO	58.745	17	BATE	31.909	28	101	ROSSATO	1:30.899	1:31.012	0.113
29	17	BATE	59.466	101	ROSSATO	32.154	29	17	BATE	1:31.375	1:31.573	0.198
30				89	ZANUTTO	33.224	30	14	WISNIEWSKI		1:36.951	
31							31	89	ZANUTTO			

BMCRC - MRO Championships 2023 - Rnd 4 @ Donington Park
BMCRC Formula 400 & INTA Motorcycles Blue Haze GP 2-Stokes
RACE 2 - STATISTICS

Competitors Started 31
Planned Start 2023-06-04 @ 09:40:00.000
Actual Start 2023-06-04 @ 09:44:08.208
Finish Time 2023-06-04 @ 09:56:47.006
Track Length 1.9790mi.
Total Laps 277
Total Distance Covered 548.2016mi.

Session Fastest Lap History

NO	CL	NAME	LAP TIME	TIME OF DAY	LAP	VEHICLE
43	GP	Frank SWAIN	1:16.044	09:46:44.372	2	Honda RS250NX5
20	GP	Gavin MILLS	1:15.514	09:46:44.603	2	Honda RS
75	GP	Anthony JOHNSON	1:15.288	09:49:19.827	4	Yamaha TZ250
20	GP	Gavin MILLS	1:15.154	09:51:47.456	6	Honda RS
20	GP	Gavin MILLS	1:14.196	09:54:17.526	8	Honda RS

Session Leader History

NO	CL	NAME	FROM LAP	LAPS LED	DISTANCE	VEHICLE
43	GP	Frank SWAIN	1	5	9.85 miles	Honda RS250NX5
20	GP	Gavin MILLS	6	5	9.89 miles	Honda RS

Flag History

TYPE	TIME OF DAY
GREEN	09:44:08.208
FINISH	09:56:47.006

Flag Statistics

TYPE	COUNT	TOTAL LAPS	TOTAL TIME
Green	1	10	14:33.067
Red	0	0	0.000
Safety Car	0	0	0.000
FCY	0	0	0.000

BMCRC - MRO Championships 2023 - Rnd 4 @ Donington Park
BMCRC Formula 400 & INTA Motorcycles Blue Haze GP 2-Stokes
RACE 2 - STATISTICS

CLASS : GP

10 Starters

Fastest Lap History

NO	NAME	LAP TIME	TIME OF DAY	LAP	VEHICLE
43	Frank SWAIN	1:16.044	09:46:44.372	2	Honda RS250NX5
20	Gavin MILLS	1:15.514	09:46:44.603	2	Honda RS
75	Anthony JOHNSON	1:15.288	09:49:19.827	4	Yamaha TZ250
20	Gavin MILLS	1:15.154	09:51:47.456	6	Honda RS
20	Gavin MILLS	1:14.196	09:54:17.526	8	Honda RS

Leader History

NO	NAME	FROM LAP	LAPS LED	DISTANCE	VEHICLE
43	Frank SWAIN	1	5	9.85 miles	Honda RS250NX5
20	Gavin MILLS	6	5	9.89 miles	Honda RS

BMCRC - MRO Championships 2023 - Rnd 4 @ Donington Park
BMCRC Formula 400 & INTA Motorcycles Blue Haze GP 2-Stokes
RACE 2 - STATISTICS

CLASS : M

7 Starters

Fastest Lap History

NO	NAME	LAP TIME	TIME OF DAY	LAP	VEHICLE
2	Andy GILL	1:18.963	09:46:50.718	2	Kawasaki ZXR400
2	Andy GILL	1:18.792	09:48:09.511	3	Kawasaki ZXR400
2	Andy GILL	1:18.543	09:50:47.580	5	Kawasaki ZXR400
2	Andy GILL	1:18.524	09:56:02.943	9	Kawasaki ZXR400

Leader History

NO	NAME	FROM LAP	LAPS LED	DISTANCE	VEHICLE
2	Andy GILL	1	10	19.75 miles	Kawasaki ZXR400

BMCRC - MRO Championships 2023 - Rnd 4 @ Donington Park
BMCRC Formula 400 & INTA Motorcycles Blue Haze GP 2-Stokes
RACE 2 - STATISTICS

CLASS : R

1 Starters

Fastest Lap History

NO	NAME	LAP TIME	TIME OF DAY	LAP	VEHICLE
17	Freddie BATE	1:33.940	09:47:23.479	2	Kawasaki NINJA 300
17	Freddie BATE	1:33.865	09:48:57.345	3	Kawasaki NINJA 300
17	Freddie BATE	1:32.595	09:50:29.939	4	Kawasaki NINJA 300
17	Freddie BATE	1:31.629	09:52:01.568	5	Kawasaki NINJA 300
17	Freddie BATE	1:31.573	09:53:33.140	6	Kawasaki NINJA 300

Leader History

NO	NAME	FROM LAP	LAPS LED	DISTANCE	VEHICLE
17	Freddie BATE	1	9	17.77 miles	Kawasaki NINJA 300

BMCRC - MRO Championships 2023 - Rnd 4 @ Donington Park
BMCRC Formula 400 & INTA Motorcycles Blue Haze GP 2-Stokes
RACE 2 - STATISTICS

CLASS : S

8 Starters

Fastest Lap History

NO	NAME	LAP TIME	TIME OF DAY	LAP	VEHICLE
16	Alan MAJOR	1:20.258	09:46:54.481	2	Kawasaki ZXR400
151	Nick SMITH	1:19.464	09:46:55.486	2	Kawasaki ZXR400

Leader History

NO	NAME	FROM LAP	LAPS LED	DISTANCE	VEHICLE
16	Alan MAJOR	1	3	5.89 miles	Kawasaki ZXR400
151	Nick SMITH	4	5	9.89 miles	Kawasaki ZXR400
16	Alan MAJOR	9	2	3.95 miles	Kawasaki ZXR400

BMCRC - MRO Championships 2023 - Rnd 4 @ Donington Park
BMCRC Formula 400 & INTA Motorcycles Blue Haze GP 2-Stokes
RACE 2 - STATISTICS

CLASS : S/R

5 Starters

Fastest Lap History

NO	NAME	LAP TIME	TIME OF DAY	LAP	VEHICLE
27	Lucian Silviu SINCA	1:23.705	09:47:02.522	2	Kawasaki ZX400R
27	Lucian Silviu SINCA	1:23.674	09:49:50.118	4	Kawasaki ZX400R
27	Lucian Silviu SINCA	1:23.510	09:52:37.315	6	Kawasaki ZX400R
27	Lucian Silviu SINCA	1:23.133	09:54:00.449	7	Kawasaki ZX400R
27	Lucian Silviu SINCA	1:22.843	09:55:23.291	8	Kawasaki ZX400R

Leader History

NO	NAME	FROM LAP	LAPS LED	DISTANCE	VEHICLE
27	Lucian Silviu SINCA	1	9	17.77 miles	Kawasaki ZX400R

BMCRC - MRO Championships 2023 - Rnd 4 @ Donington Park
BMCRC Formula 400 & INTA Motorcycles Blue Haze GP 2-Stokes
RACE 13 - GRID (10 Laps)

ROW 12	35	83 Peter GIBSON	34	39 Aaron MONK		
ROW 11	33	110 Mark HAIGH	32	55 Peter FELL	31	89 Phil ZANUTTO
ROW 10	30	1:36.951 14 Nathan WISNIEWSKI	29	1:31.573 17 Freddie BATE	28	1:31.012 101 Francesco ROSSATO
ROW 9	27	1:28.096 99 Jack WOLFF	26	1:27.817 21 Stuart THURTLÉ	25	1:26.796 97 Nicholas TAIG
ROW 8	24	1:26.226 88 Florentin Valentin STANCIU	23	1:25.809 24 Harley GODZISZ	22	1:25.510 57 John WILTON
ROW 7	21	1:25.480 199 Michael FROST	20	1:25.003 7 Roy DEWHURST	19	1:24.587 477 Kade WATT
ROW 6	18	1:23.618 115 Jake DONKERSLEY	17	1:22.843 27 Lucian Silviu SINCA	16	1:22.541 247 Lee HEALEY
ROW 5	15	1:22.294 90 Steve RAPA	14	1:21.199 157 Geoff MOOK	13	1:19.981 65 Andrew MOXON
ROW 4	12	1:19.805 25 Haydon SMITH	11	1:19.551 16 Alan MAJOR	10	1:19.464 151 Nick SMITH
ROW 3	9	1:19.387 3 Tom BARRETT	8	1:18.901 9 Calvin KELLY	7	1:18.524 2 Andy GILL
ROW 2	6	1:18.263 13 Doug EDMONDSON	5	1:17.165 22 Rik BALLERINI	4	1:16.444 71 Bruce DUNN
ROW 1	3	1:15.288 75 Anthony JOHNSON	2	1:15.226 43 Frank SWAIN	1	1:14.196 20 Gavin MILLS
Pole						

Donington Park National: 1.9790 miles

These results are provisional until the conclusion of any judicial and technical matters.

Clerk Of Course :	Stewards :	Timekeeper : Richard Evans
-------------------	------------	----------------------------

Results can be found at www.tsl-timing.com

Printed - 10:03 Sunday, 04 June 2023



BMCRC - MRO Championships 2023 - Rnd 4 @ Donington Park
BMCRC Formula 400 & INTA Motorcycles Blue Haze GP 2-Stokes
RACE 13 - CLASSIFICATION

POS	NO	CL	PIC NAME	ENTRY	LAPS	TIME	GAP	DIFF	MPH	BEST	ON
1	75	GP	1 Anthony JOHNSON	Yamaha TZ250 - Paul Toland / INTA Motorcycles	10	12:46.448			92.77	1:15.714	8
2	43	GP	2 Frank SWAIN	Honda RS250NX5 - Fincham's Two Strokes	10	12:57.421	10.973	10.973	91.46	1:15.914	4
3	22	GP	3 Rik BALLERINI	Suzuki RG500 - SCLS LTD, CAMBRIDGE MC, GEC	10	13:04.055	17.607	6.634	90.69	1:17.218	7
4	13	GP	4 Doug EDMONDSON	Yamaha TZ250 - Stan Stephens Tuning	10	13:04.819	18.371	0.764	90.60	1:17.330	6
5	2	M	1 Andy GILL	Kawasaki ZXR400 -	10	13:18.592	32.144	13.773	89.04	1:18.880	3
6	25	M	2 Haydon SMITH	Kawasaki ZXR400 - HI-Precision Engineering Ltd	10	13:20.578	34.130	1.986	88.82	1:18.692	8
7	151	S	1 Nick SMITH	Kawasaki ZXR400 - Hi-Precision Engineering Ltd	10	13:22.962	36.514	2.384	88.55	1:19.131	2
8	9	M	3 Calvin KELLY	Kawasaki NINJA 400 -	10	13:23.242	36.794	0.280	88.52	1:18.600	8
9	55	GP	5 Peter FELL	Honda RS250NX5 -	10	13:27.162	40.714	3.920	88.09	1:18.701	3
10	3	GP	6 Tom BARRETT	Honda RS250 -	10	13:35.966	49.518	8.804	87.14	1:19.711	2
11	65	M	4 Andrew MOXON	Aprilia RS 250 - Vanguard Motorsport Uckfield + DAF	10	13:40.818	54.370	4.852	86.63	1:19.678	2
12	247	S	2 Lee HEALEY	Honda NC30 - Specialised Welding and Fabrications	10	13:56.098	1:09.650	15.280	85.04	1:21.590	10
13	115	S/R	1 Jake DONKERSLEY	Honda VFR400 NC30 -	10	13:57.350	1:10.902	1.252	84.92	1:22.140	10
14	110*	S	3 Mark HAIGH	Aprilia RS250 - Chesterfield CarClinic/The Tuning W	10	14:06.660	1:20.212	9.310	83.98	1:21.910	4
15	27	S/R	2 Lucian Silviu SINCA	Kawasaki ZX400R - RAP Racing Team	9	12:50.562	1 Lap	1 Lap	83.03	1:23.848	4
16	477	S	4 Kade WATT	Kawasaki NINJA 400 - JMF Contracts	9	12:51.309	1 Lap	0.747	82.95	1:24.622	9
17	57	S/R	3 John WILTON	Kawasaki ZXR400 - RAP Racing Team	9	12:59.321	1 Lap	8.012	82.10	1:25.561	9
18	24	S	5 Harley GODZISZ	Honda NC30 - SonicRacing.co.uk	9	13:17.384	1 Lap	18.063	80.24	1:25.429	6
19	101	S/R	4 Francesco ROSSATO	Kawasaki ZXR400 - RAP Racing Team	9	13:24.297	1 Lap	6.913	79.55	1:27.560	5
20	97	S	6 Nicholas TAIG	Honda VFR400 NC30 - RST, Bell Helmets UK	9	13:26.055	1 Lap	1.758	79.38	1:27.656	5
21	99	M	5 Jack WOLFF	Kawasaki NINJA 300 - Nym Technologies Racing	9	13:30.848	1 Lap	4.793	78.91	1:28.469	7
22	21	GP	7 Stuart THURTLIE	Spondon Yamaha TZ250 - TeamTortoise Racing	9	13:45.761	1 Lap	14.913	77.48	1:29.428	9
23	14	GP	8 Nathan WISNIEWSKI	Yamaha TZ250 -	8	13:27.160	2 Laps	1 Lap	70.44	1:38.642	7

NOT CLASSIFIED

DNF	16	S	Alan MAJOR	Kawasaki ZXR400 - Major Performance Developmer	9	12:02.695	1 Lap	0.000	88.53	1:18.887	8
DNF	17	R	Freddie BATE	Kawasaki NINJA 300 - hartjay	3	4:37.525	7 Laps	6 Laps	76.52	1:28.864	3
DNF	20	GP	Gavin MILLS	Honda RS - Reg Richardson Racing	2	2:44.379	8 Laps	1 Lap	85.85	1:15.564	2
DNF	90	S	Steve RAPA	Honda RVF400 (BRUCE) - My Own Fair Hands	1	1:29.428	9 Laps	1 Lap	78.14		
DNF	88	S/R	Florentin Valentin STANCIU	Kawasaki ZXR400 - RAP Racing Team	1	1:36.011	9 Laps	6.583	72.78		
DNF	199	GP	Michael FROST	Yamaha TZ250 4DP -	1	1:55.427	9 Laps	19.416	60.54		

FASTEST LAP

20	GP	Gavin MILLS	Honda RS - Reg Richardson Racing	2	1:15.564	94.28 mph	151.73 kph
9	M	Kalvin KELLY	Kawasaki NINJA 400 -	8	1:18.600	90.64 mph	145.87 kph
16	S	Alan MAJOR	Kawasaki ZXR400 - Major Performance Developmer	8	1:18.887	90.31 mph	145.34 kph
115	S/R	Jake DONKERSLEY	Honda VFR400 NC30 -	10	1:22.140	86.73 mph	139.59 kph
17	R	Freddie BATE	Kawasaki NINJA 300 - hartjay	3	1:28.864	80.17 mph	129.02 kph

#110 - 10 Second penalty - Yellow flag infringement.

Class GP - 92.5% of Race Speed = 85.81 mph

Class M - 92.5% of Race Speed = 82.36 mph

Class S - 92.5% of Race Speed = 81.90 mph

Class S/R - 92.5% of Race Speed = 78.55 mph

Weather / Track : Sunny / Dry

These results are provisional until the conclusion of any judicial and technical matters.

Race Distance: 10 Laps / 19.79 miles

Donington Park National: 1.9790 miles

Date: 04/06/2023 Start: 14:00 Finish: 14:13

Clerk Of Course :	Stewards :	Timekeeper : Richard Evans
-------------------	------------	----------------------------

Results can be found at www.tsl-timing.com

Printed - 14:15 Sunday, 04 June 2023

BMCRC - MRO Championships 2023 - Rnd 4 @ Donington Park

BMCRC Formula 400 & INTA Motorcycles Blue Haze GP 2-Stokes

RACE 13 - LAP CHART

LAP 1 @ 14:01:51.881		
NO	BEHIND	LAP TIME

75		1:21.006
13	1.951	1:22.957
22	2.505	1:23.511
2	3.404	1:24.410
43	3.864	1:24.870
151	3.947	1:24.953
25	4.487	1:25.493
9	4.662	1:25.668
16	4.830	1:25.836
65	5.532	1:26.538
3	7.244	1:28.250
55	7.353	1:28.359
20	7.809	1:28.815
90	8.422	1:29.428
247	8.651	1:29.657
27	8.969	1:29.975
115	9.430	1:30.436
110	10.025	1:31.031
477	10.620	1:31.626
57	11.286	1:32.292
101	13.848	1:34.854
99	14.677	1:35.683
88	15.005	1:36.011
24	15.343	1:36.349
97	15.930	1:36.936
21	17.272	1:38.278
17	18.147	1:39.153
14	27.059	1:48.065
199	34.421	1:55.427 P

LAP 2 @ 14:03:08.332		
NO	BEHIND	LAP TIME

75		1:16.451
13	3.286	1:17.786
22	3.546	1:17.492
43	4.129	1:16.716
2	6.197	1:19.244
151	6.627	1:19.131
20	6.922	1:15.564
25	7.595	1:19.559
16	7.854	1:19.475
9	8.533	1:20.322
65	8.759	1:19.678
3	10.504	1:19.711
55	10.641	1:19.739
115	16.379	1:23.400
247	16.802	1:24.602
27	17.758	1:25.240
110	18.210	1:24.636
477	18.995	1:24.826
57	20.685	1:25.850
101	29.614	1:32.217
97	29.957	1:30.478
99	30.530	1:32.304
24	30.711	1:31.819
17	31.204	1:29.508
21	34.172	1:33.351
14	50.242	1:39.634

LAP 3 @ 14:04:24.396		
NO	BEHIND	LAP TIME

75		1:16.064
----	--	----------

43	4.547	1:16.482
13	5.355	1:18.133
22	5.713	1:18.231
2	9.013	1:18.880
151	10.006	1:19.443
25	11.109	1:19.578
16	11.532	1:19.742
9	12.022	1:19.553
65	13.168	1:20.473
55	13.278	1:18.701
3	15.182	1:20.742
115	24.073	1:23.758
247	24.800	1:24.062
110	25.840	1:23.694
27	25.989	1:24.295
477	27.569	1:24.638
57	30.693	1:26.072
101	41.507	1:27.957
97	42.689	1:28.796
24	43.186	1:28.539
17	44.004	1:28.864
99	44.228	1:29.762
21	49.104	1:30.996

LAP 4 @ 14:05:40.275		
NO	BEHIND	LAP TIME

75		1:15.879
14	1 Lap	1:42.138
43	4.582	1:15.914
13	7.036	1:17.560
22	7.401	1:17.567
2	12.462	1:19.328
151	13.671	1:19.544
25	15.143	1:19.913
16	15.374	1:19.721
9	16.002	1:19.859
55	17.839	1:20.440
65	19.170	1:21.881
3	19.470	1:20.167
115	31.581	1:23.387
110	31.871	1:21.910
247	32.078	1:23.157
27	33.958	1:23.848
477	37.012	1:25.322
57	40.784	1:25.970
101	53.776	1:28.148
97	54.738	1:27.928
24	55.487	1:28.180
99	57.143	1:28.794
21	1:03.937	1:30.712

LAP 5 @ 14:06:56.417		
NO	BEHIND	LAP TIME

75		1:16.142
43	5.064	1:16.624
22	9.218	1:17.959
13	9.390	1:18.496
2	15.744	1:19.424
151	17.199	1:19.670
25	19.284	1:20.283
16	19.611	1:20.379
9	20.226	1:20.366
55	21.272	1:19.575
14	1 Lap	1:40.053
65	24.563	1:21.535

3	25.012	1:21.684
110	38.107	1:22.378
115	38.767	1:23.328
247	39.439	1:23.503
27	41.862	1:24.046
477	45.835	1:24.965
57	50.916	1:26.274
101	1:05.194	1:27.560
24	1:05.786	1:26.441
97	1:06.252	1:27.656
99	1:09.781	1:28.780

LAP 6 @ 14:08:12.477		
NO	BEHIND	LAP TIME

75		1:16.060
21	1 Lap	1:29.979
43	5.115	1:16.111
13	10.660	1:17.330
22	10.998	1:17.840
2	18.834	1:19.150
151	20.680	1:19.541
16	23.077	1:19.526
25	23.097	1:19.873
9	23.707	1:19.541
55	25.303	1:20.091
65	31.119	1:22.616
3	31.424	1:22.472
110	45.353	1:23.306
247	45.539	1:22.160
115	46.414	1:23.707
14	1 Lap	1:40.320
27	50.677	1:24.875
477	54.933	1:25.158
57	1:00.638	1:25.782
24	1:15.155	1:25.429

LAP 7 @ 14:09:28.597		
NO	BEHIND	LAP TIME

75		1:16.120
101	1 Lap	1:28.730
97	1 Lap	1:27.913
43	5.654	1:16.659
99	1 Lap	1:28.543
13	11.877	1:17.337
22	12.096	1:17.218
21	1 Lap	1:31.345
2	21.792	1:19.078
151	24.547	1:19.987
25	26.042	1:19.065
9	26.767	1:19.180
16	27.198	1:20.241
55	29.117	1:19.934
65	36.482	1:21.483
3	36.686	1:21.382
247	51.856	1:22.437
110	52.207	1:22.974
115	52.681	1:22.387
27	1:00.250	1:25.693
477	1:03.918	1:25.105
57	1:10.368	1:25.850
14	1 Lap	1:38.711

LAP 8 @ 14:10:44.311		
NO	BEHIND	LAP TIME

75		1:15.714
43	6.664	1:16.724
24	1 Lap	1:25.589
101	1 Lap	1:27.943
13	14.191	1:18.028
97	1 Lap	1:28.051
22	14.435	1:18.053
99	1 Lap	1:28.469
2	25.060	1:18.982
151	28.686	1:19.853
25	29.020	1:18.692
9	29.653	1:18.600
16	30.371	1:18.887
21	1 Lap	1:30.919
55	33.417	1:20.014
3	41.701	1:20.729
65	41.980	1:21.212
110	59.022	1:22.529
247	59.030	1:22.888
115	59.362	1:22.395
27	1:10.614	1:26.078
477	1:13.251	1:25.047

LAP 9 @ 14:12:00.731		
NO	BEHIND	LAP TIME

75		1:16.420
57	1 Lap	1:25.670
43	7.313	1:17.069
22	16.746	1:18.731
13	17.236	1:19.465
14	2 Laps	1:38.642
24	1 Lap	1:26.618
97	1 Lap	1:27.943
101	1 Lap	1:28.947
2	27.919	1:19.279
25	31.913	1:19.313
151	32.128	1:19.862
99	1 Lap	1:29.950
9	32.742	1:19.509
16	32.839	1:18.888
55	37.205	1:20.208
3	46.339	1:21.058
21	1 Lap	1:30.753
65	47.941	1:22.381
247	1:04.652	1:22.042
110	1:04.662	1:22.060
115	1:05.354	1:22.412

LAP 10 @ 14:13:17.323		
NO	BEHIND	LAP TIME

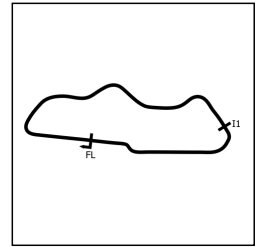
75		1:16.592
27	1 Lap	1:26.512
477	1 Lap	1:24.622
43	10.973	1:20.252
57	1 Lap	1:25.561
22	17.607	1:17.453
13	18.371	1:17.727
24	1 Lap	1:28.420
2	32.144	1:20.817
25	34.130	1:18.809
151	36.514	1:20.978
9	36.794	1:20.644

101	1 Lap	1:27.941
97	1 Lap	1:30.354
14	2 Laps	1:39.597
55	40.714	1:20.101
99	1 Lap	1:28.563
3	49.518	1:19.771
65	54.370	1:23.021
21	1 Lap	1:29.428
247	1:09.650	1:21.590
110	1:10.212	1:22.142
115	1:10.902	1:22.140

BMCRC - MRO Championships 2023 - Rnd 4 @ Donington Park
BMCRC Formula 400 & INTA Motorcycles Blue Haze GP 2-Stokes
RACE 13 - POSITION CHART

No	Name	Lap											
		Pos	1	2	3	4	5	6	7	8	9	10	
20	MILLS	1	75	75	75	75	75	75	75	75	75	75	75
43	SWAIN	2	13	13	43	43	43	43	43	43	43	43	43
75	JOHNSON	3	22	22	13	13	22	13	13	13	22	22	
22	BALLERINI	4	2	43	22	22	13	22	22	22	13	13	
13	EDMONDSON	5	43	2	2	2	2	2	2	2	2	2	
2	GILL	6	151	151	151	151	151	151	151	151	25	25	
9	KELLY	7	25	20	25	25	25	16	25	25	151	151	
3	BARRETT	8	9	25	16	16	16	25	9	9	9	9	
151	SMITH	9	16	16	9	9	9	9	16	16	16	55	
16	MAJOR	10	65	9	65	55	55	55	55	55	55	3	
25	SMITH	11	3	65	55	65	65	65	65	3	3	65	
65	MOXON	12	55	3	3	3	3	3	3	65	65	247	
90	RAPA	13	20	55	115	115	110	110	247	110	247	110	
247	HEALEY	14	90	115	247	110	115	247	110	247	110	115	
27	SINCA	15	247	247	110	247	247	115	115	115	115		
115	DONKERSLEY	16	27	27	27	27	27	27	27	27	27		
477	WATT	17	115	110	477	477	477	477	477	477	477		
199	FROST	18	110	477	57	57	57	57	57	57	57		
57	WILTON	19	477	57	101	101	101	24	24	24	24		
24	GODZISZ	20	57	101	97	97	24	101	101	97	101		
88	STANCIU	21	101	97	24	24	97	97	97	101	97		
97	TAIG	22	99	99	17	99	99	99	99	99	99		
21	THURTL	23	88	24	99	21	21	21	21	21	21		
99	WOLFF	24	24	17	21	14	14	14	14	14			
101	ROSSATO	25	97	21	14								
17	BATE	26	21	14									
14	WISNIEWSKI	27	17										
55	FELL	28	14										
110	HAIGH	29	199										

BMCRC - MRO Championships 2023 - Rnd 4 @ Donington Park
BMCRC Formula 400 & INTA Motorcycles Blue Haze GP 2-Stokes
RACE 13 - SECTOR ANALYSIS



SECTOR 1 = FL to I1, SECTOR 2 = I1 to FL, DIFF = Difference To Personal Best Lap, P = Crossed Finish Line in Pit Lane, D = Time Disallowed

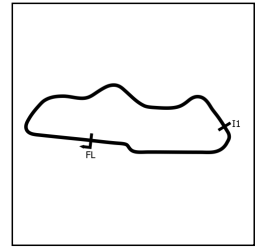
P1 75 GP Anthony JOHNSON		Yamaha TZ250 - Paul Toland / INTA Motorcycles				
IDEAL LAP TIME : 1:15.603		BEST LAP TIME : 1:15.714		DIFFERENCE : 0.111		
LAP	SECTOR 1	SECTOR 2	LAP TIME	MPH	DIFF	TIME OF DAY
1 -		27.594	1:21.006	87.95	5.292	14:01:51.881
2 -	49.663	26.788	1:16.451	93.19	0.737	14:03:08.332
3 -	49.277	26.787	1:16.064	93.66	0.350	14:04:24.396
4 -	48.942	26.937	1:15.879 (2)	93.89	0.165	14:05:40.275
5 -	48.974	27.168	1:16.142	93.57	0.428	14:06:56.417
6 -	48.889	27.171	1:16.060 (3)	93.67	0.346	14:08:12.477
7 -	48.988	27.132	1:16.120	93.59	0.406	14:09:28.597
8 -	49.000	26.714	1:15.714 (1)	94.09		14:10:44.311
9 -	49.582	26.838	1:16.420	93.23	0.706	14:12:00.731
10 -	49.522	27.070	1:16.592	93.02	0.878	14:13:17.323

P2 43 GP Frank SWAIN		Honda RS250NX5 - Fincham's Two Strokes				
IDEAL LAP TIME : 1:15.794		BEST LAP TIME : 1:15.914		DIFFERENCE : 0.120		
LAP	SECTOR 1	SECTOR 2	LAP TIME	MPH	DIFF	TIME OF DAY
1 -		27.507	1:24.870	83.94	8.956	14:01:55.745
2 -	49.979	26.737	1:16.716	92.87	0.802	14:03:12.461
3 -	49.577	26.905	1:16.482 (3)	93.15	0.568	14:04:28.943
4 -	49.102	26.812	1:15.914 (1)	93.85		14:05:44.857
5 -	49.588	27.036	1:16.624	92.98	0.710	14:07:01.481
6 -	49.419	26.692	1:16.111 (2)	93.60	0.197	14:08:17.592
7 -	49.926	26.733	1:16.659	92.93	0.745	14:09:34.251
8 -	49.988	26.736	1:16.724	92.86	0.810	14:10:50.975
9 -	50.200	26.869	1:17.069	92.44	1.155	14:12:08.044
10 -	53.292	26.960	1:20.252	88.77	4.338	14:13:28.296

P3 22 GP Rik BALLERINI		Suzuki RG500 - SCLS LTD, CAMBRIDGE MC, GECKO RACING				
IDEAL LAP TIME : 1:17.128		BEST LAP TIME : 1:17.218		DIFFERENCE : 0.090		
LAP	SECTOR 1	SECTOR 2	LAP TIME	MPH	DIFF	TIME OF DAY
1 -		27.453	1:23.511	85.31	6.293	14:01:54.386
2 -	50.075	27.417	1:17.492 (3)	91.94	0.274	14:03:11.878
3 -	50.755	27.476	1:18.231	91.07	1.013	14:04:30.109
4 -	50.440	27.127	1:17.567	91.85	0.349	14:05:47.676
5 -	50.522	27.437	1:17.959	91.38	0.741	14:07:05.635
6 -	50.637	27.203	1:17.840	91.52	0.622	14:08:23.475
7 -	50.165	27.053	1:17.218 (1)	92.26		14:09:40.693
8 -	50.813	27.240	1:18.053	91.27	0.835	14:10:58.746
9 -	50.363	28.368	1:18.731	90.49	1.513	14:12:17.477
10 -	50.240	27.213	1:17.453 (2)	91.98	0.235	14:13:34.930

P4 13 GP Doug EDMONDSON		Yamaha TZ250 - Stan Stephens Tuning				
IDEAL LAP TIME : 1:17.288		BEST LAP TIME : 1:17.330		DIFFERENCE : 0.042		
LAP	SECTOR 1	SECTOR 2	LAP TIME	MPH	DIFF	TIME OF DAY
1 -		27.602	1:22.957	85.88	5.627	14:01:53.832
2 -	50.186	27.600	1:17.786	91.59	0.456	14:03:11.618
3 -	50.742	27.391	1:18.133	91.18	0.803	14:04:29.751
4 -	50.058	27.502	1:17.560 (3)	91.85	0.230	14:05:47.311
5 -	50.496	28.000	1:18.496	90.76	1.166	14:07:05.807
6 -	50.076	27.254	1:17.330 (1)	92.13		14:08:23.137
7 -	50.107	27.230	1:17.337 (2)	92.12	0.007	14:09:40.474
8 -	50.566	27.462	1:18.028	91.30	0.698	14:10:58.502
9 -	50.720	28.745	1:19.465	89.65	2.135	14:12:17.967
10 -	50.129	27.598	1:17.727	91.66	0.397	14:13:35.694

BMCRC - MRO Championships 2023 - Rnd 4 @ Donington Park
BMCRC Formula 400 & INTA Motorcycles Blue Haze GP 2-Stokes
RACE 13 - SECTOR ANALYSIS



SECTOR 1 = FL to I1, SECTOR 2 = I1 to FL, DIFF = Difference To Personal Best Lap, P = Crossed Finish Line in Pit Lane, D = Time Disallowed

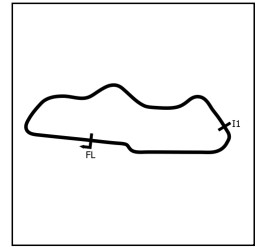
P5		2 M		Andy GILL		Kawasaki ZXR400 -	
IDEAL LAP TIME : 1:18.693		BEST LAP TIME : 1:18.880		DIFFERENCE : 0.187			
LAP	SECTOR 1	SECTOR 2	LAP TIME	MPH	DIFF	TIME OF DAY	
1 -		28.467	1:24.410	84.40	5.530	14:01:55.285	
2 -	51.424	27.820	1:19.244	89.90	0.364	14:03:14.529	
3 -	51.207	27.673	1:18.880 (1)	90.32		14:04:33.409	
4 -	51.575	27.753	1:19.328	89.81	0.448	14:05:52.737	
5 -	51.620	27.804	1:19.424	89.70	0.544	14:07:12.161	
6 -	51.474	27.676	1:19.150	90.01	0.270	14:08:31.311	
7 -	51.581	27.497	1:19.078 (3)	90.09	0.198	14:09:50.389	
8 -	51.496	27.486	1:18.982 (2)	90.20	0.102	14:11:09.371	
9 -	51.470	27.809	1:19.279	89.86	0.399	14:12:28.650	
10 -	52.631	28.186	1:20.817	88.15	1.937	14:13:49.467	

P6		25 M		Haydon SMITH		Kawasaki ZXR400 - Hi-Precision Engineering Ltd	
IDEAL LAP TIME : 1:18.349		BEST LAP TIME : 1:18.692		DIFFERENCE : 0.343			
LAP	SECTOR 1	SECTOR 2	LAP TIME	MPH	DIFF	TIME OF DAY	
1 -		28.603	1:25.493	83.33	6.801	14:01:56.368	
2 -	51.450	28.109	1:19.559	89.55	0.867	14:03:15.927	
3 -	51.496	28.082	1:19.578	89.53	0.886	14:04:35.505	
4 -	51.660	28.253	1:19.913	89.15	1.221	14:05:55.418	
5 -	51.532	28.751	1:20.283	88.74	1.591	14:07:15.701	
6 -	51.706	28.167	1:19.873	89.19	1.181	14:08:35.574	
7 -	51.568	27.497	1:19.065 (3)	90.11	0.373	14:09:54.639	
8 -	50.856	27.836	1:18.692 (1)	90.53		14:11:13.331	
9 -	51.562	27.751	1:19.313	89.82	0.621	14:12:32.644	
10 -	51.316	27.493	1:18.809 (2)	90.40	0.117	14:13:51.453	

P7		151 S		Nick SMITH		Kawasaki ZXR400 - Hi-Precision Engineering Ltd	
IDEAL LAP TIME : 1:19.119		BEST LAP TIME : 1:19.131		DIFFERENCE : 0.012			
LAP	SECTOR 1	SECTOR 2	LAP TIME	MPH	DIFF	TIME OF DAY	
1 -		28.737	1:24.953	83.86	5.822	14:01:55.828	
2 -	51.381	27.750	1:19.131 (1)	90.03		14:03:14.959	
3 -	51.449	27.994	1:19.443 (2)	89.68	0.312	14:04:34.402	
4 -	51.553	27.991	1:19.544	89.56	0.413	14:05:53.946	
5 -	51.576	28.094	1:19.670	89.42	0.539	14:07:13.616	
6 -	51.781	27.760	1:19.541 (3)	89.57	0.410	14:08:33.157	
7 -	52.053	27.934	1:19.987	89.07	0.856	14:09:53.144	
8 -	51.369	28.484	1:19.853	89.22	0.722	14:11:12.997	
9 -	51.774	28.088	1:19.862	89.21	0.731	14:12:32.859	
10 -	51.786	29.192	1:20.978	87.98	1.847	14:13:53.837	

P8		9 M		Kalvin KELLY		Kawasaki NINJA 400 -	
IDEAL LAP TIME : 1:18.562		BEST LAP TIME : 1:18.600		DIFFERENCE : 0.038			
LAP	SECTOR 1	SECTOR 2	LAP TIME	MPH	DIFF	TIME OF DAY	
1 -		29.033	1:25.668	83.16	7.068	14:01:56.543	
2 -	51.891	28.431	1:20.322	88.70	1.722	14:03:16.865	
3 -	51.183	28.370	1:19.553	89.55	0.953	14:04:36.418	
4 -	51.164	28.695	1:19.859	89.21	1.259	14:05:56.277	
5 -	51.352	29.014	1:20.366	88.65	1.766	14:07:16.643	
6 -	51.259	28.282	1:19.541	89.57	0.941	14:08:36.184	
7 -	51.284	27.896	1:19.180 (2)	89.98	0.580	14:09:55.364	
8 -	50.666	27.934	1:18.600 (1)	90.64		14:11:13.964	
9 -	51.351	28.158	1:19.509 (3)	89.60	0.909	14:12:33.473	
10 -	51.480	29.164	1:20.644	88.34	2.044	14:13:54.117	

BMCRC - MRO Championships 2023 - Rnd 4 @ Donington Park
BMCRC Formula 400 & INTA Motorcycles Blue Haze GP 2-Stokes
RACE 13 - SECTOR ANALYSIS



SECTOR 1 = FL to I1, SECTOR 2 = I1 to FL, DIFF = Difference To Personal Best Lap, P = Crossed Finish Line in Pit Lane, D = Time Disallowed

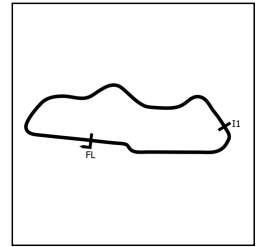
P9 55 GP Peter FELL		Honda RS250NX5 -				
IDEAL LAP TIME : 1:18.616		BEST LAP TIME : 1:18.701				
		DIFFERENCE : 0.085				
LAP	SECTOR 1	SECTOR 2	LAP TIME	MPH	DIFF	TIME OF DAY
1 -		28.406	1:28.359	80.63	9.658	14:01:59.234
2 -	51.924	27.815	1:19.739 (3)	89.34	1.038	14:03:18.973
3 -	51.141	27.560	1:18.701 (1)	90.52		14:04:37.674
4 -	52.679	27.761	1:20.440	88.57	1.739	14:05:58.114
5 -	52.100	27.475	1:19.575 (2)	89.53	0.874	14:07:17.689
6 -	52.562	27.529	1:20.091	88.95	1.390	14:08:37.780
7 -	52.337	27.597	1:19.934	89.13	1.233	14:09:57.714
8 -	52.169	27.845	1:20.014	89.04	1.313	14:11:17.728
9 -	52.596	27.612	1:20.208	88.82	1.507	14:12:37.936
10 -	52.335	27.766	1:20.101	88.94	1.400	14:13:58.037

P10 3 GP Tom BARRETT		Honda RS250 -				
IDEAL LAP TIME : 1:19.565		BEST LAP TIME : 1:19.711				
		DIFFERENCE : 0.146				
LAP	SECTOR 1	SECTOR 2	LAP TIME	MPH	DIFF	TIME OF DAY
1 -		28.768	1:28.250	80.73	8.539	14:01:59.125
2 -	51.340	28.371	1:19.711 (1)	89.38		14:03:18.836
3 -	52.154	28.588	1:20.742	88.23	1.031	14:04:39.578
4 -	51.656	28.511	1:20.167 (3)	88.87	0.456	14:05:59.745
5 -	52.766	28.918	1:21.684	87.22	1.973	14:07:21.429
6 -	53.654	28.818	1:22.472	86.38	2.761	14:08:43.901
7 -	52.821	28.561	1:21.382	87.54	1.671	14:10:05.283
8 -	52.493	28.236	1:20.729	88.25	1.018	14:11:26.012
9 -	52.007	29.051	1:21.058	87.89	1.347	14:12:47.070
10 -	51.546	28.225	1:19.771 (2)	89.31	0.060	14:14:06.841

P11 65 M Andrew MOXON		Aprilia RS 250 - Vanguard Motorsport Uckfield + DART Motorspx				
IDEAL LAP TIME : 1:19.678		BEST LAP TIME : 1:19.678				
		DIFFERENCE : 0.000				
LAP	SECTOR 1	SECTOR 2	LAP TIME	MPH	DIFF	TIME OF DAY
1 -		28.230	1:26.538	82.32	6.860	14:01:57.413
2 -	51.620	28.058	1:19.678 (1)	89.41		14:03:17.091
3 -	52.219	28.254	1:20.473 (2)	88.53	0.795	14:04:37.564
4 -	53.066	28.815	1:21.881	87.01	2.203	14:05:59.445
5 -	52.653	28.882	1:21.535	87.38	1.857	14:07:20.980
6 -	53.874	28.742	1:22.616	86.23	2.938	14:08:43.596
7 -	52.703	28.780	1:21.483	87.43	1.805	14:10:05.079
8 -	52.480	28.732	1:21.212 (3)	87.72	1.534	14:11:26.291
9 -	53.218	29.163	1:22.381	86.48	2.703	14:12:48.672
10 -	53.778	29.243	1:23.021	85.81	3.343	14:14:11.693

P12 247 S Lee HEALEY		Honda NC30 - Specialised Welding and Fabrications				
IDEAL LAP TIME : 1:21.590		BEST LAP TIME : 1:21.590				
		DIFFERENCE : 0.000				
LAP	SECTOR 1	SECTOR 2	LAP TIME	MPH	DIFF	TIME OF DAY
1 -		29.333	1:29.657	79.46	8.067	14:02:00.532
2 -	54.389	30.213	1:24.602	84.21	3.012	14:03:25.134
3 -	54.863	29.199	1:24.062	84.75	2.472	14:04:49.196
4 -	53.971	29.186	1:23.157	85.67	1.567	14:06:12.353
5 -	54.324	29.179	1:23.503	85.32	1.913	14:07:35.856
6 -	53.362	28.798	1:22.160 (3)	86.71	0.570	14:08:58.016
7 -	53.754	28.683	1:22.437	86.42	0.847	14:10:20.453
8 -	53.738	29.150	1:22.888	85.95	1.298	14:11:43.341
9 -	53.344	28.698	1:22.042 (2)	86.84	0.452	14:13:05.383
10 -	52.991	28.599	1:21.590 (1)	87.32		14:14:26.973

BMCRC - MRO Championships 2023 - Rnd 4 @ Donington Park
BMCRC Formula 400 & INTA Motorcycles Blue Haze GP 2-Stokes
RACE 13 - SECTOR ANALYSIS



SECTOR 1 = FL to I1, SECTOR 2 = I1 to FL, DIFF = Difference To Personal Best Lap, P = Crossed Finish Line in Pit Lane, D = Time Disallowed

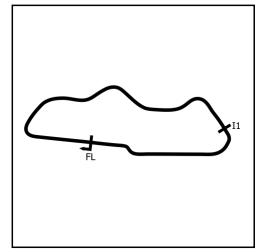
P13		115 S/R		Jake DONKERSLEY		Honda VFR400 NC30 -	
IDEAL LAP TIME : 1:23.033		BEST LAP TIME : 1:22.140		DIFFERENCE : -0.893			
LAP	SECTOR 1	SECTOR 2	LAP TIME	MPH	DIFF	TIME OF DAY	
1 -		29.375	1:30.436	78.78	8.296	14:02:01.311	
2 -			1:23.400	85.42	1.260	14:03:24.711	
3 -			1:23.758	85.06	1.618	14:04:48.469	
4 -	54.102	29.285	1:23.387	85.44	1.247	14:06:11.856	
5 -			1:23.328	85.50	1.188	14:07:35.184	
6 -	53.748	29.959	1:23.707	85.11	1.567	14:08:58.891	
7 -			1:22.387 (2)	86.47	0.247	14:10:21.278	
8 -			1:22.395 (3)	86.46	0.255	14:11:43.673	
9 -			1:22.412	86.45	0.272	14:13:06.085	
10 -			1:22.140 (1)	86.73		14:14:28.225	

P14		110 S		Mark HAIGH		Aprilia RS250 - Chesterfield CarClinic/The Tuning Works	
IDEAL LAP TIME : 1:21.761		BEST LAP TIME : 1:21.910		DIFFERENCE : 0.149			
LAP	SECTOR 1	SECTOR 2	LAP TIME	MPH	DIFF	TIME OF DAY	
1 -		29.213	1:31.031	78.26	9.121	14:02:01.906	
2 -	54.611	30.025	1:24.636	84.17	2.726	14:03:26.542	
3 -	54.390	29.304	1:23.694	85.12	1.784	14:04:50.236	
4 -	53.165	28.745	1:21.910 (1)	86.98		14:06:12.146	
5 -	53.271	29.107	1:22.378	86.48	0.468	14:07:34.524	
6 -	53.786	29.520	1:23.306	85.52	1.396	14:08:57.830	
7 -	53.681	29.293	1:22.974	85.86	1.064	14:10:20.804	
8 -	53.459	29.070	1:22.529	86.32	0.619	14:11:43.333	
9 -	53.170	28.890	1:22.060 (2)	86.82	0.150	14:13:05.393	
10 -	53.546	28.596	1:22.142 (3)	86.73	0.232	14:14:27.535	

P15		27 S/R		Lucian Silviu SINCA		Kawasaki ZX400R - RAP Racing Team	
IDEAL LAP TIME : 1:23.821		BEST LAP TIME : 1:23.848		DIFFERENCE : 0.027			
LAP	SECTOR 1	SECTOR 2	LAP TIME	MPH	DIFF	TIME OF DAY	
1 -		29.308	1:29.975	79.18	6.127	14:02:00.850	
2 -	55.419	29.821	1:25.240	83.58	1.392	14:03:26.090	
3 -	54.894	29.401	1:24.295 (3)	84.52	0.447	14:04:50.385	
4 -	54.513	29.335	1:23.848 (1)	84.97		14:06:14.233	
5 -	54.718	29.328	1:24.046 (2)	84.77	0.198	14:07:38.279	
6 -	55.168	29.707	1:24.875	83.94	1.027	14:09:03.154	
7 -	55.839	29.854	1:25.693	83.14	1.845	14:10:28.847	
8 -	55.812	30.266	1:26.078	82.76	2.230	14:11:54.925	
9 -	56.288	30.224	1:26.512	82.35	2.664	14:13:21.437	

P16		477 S		Kade WATT		Kawasaki NINJA 400 - JMF Contracts	
IDEAL LAP TIME : 1:23.830		BEST LAP TIME : 1:24.622		DIFFERENCE : 0.792			
LAP	SECTOR 1	SECTOR 2	LAP TIME	MPH	DIFF	TIME OF DAY	
1 -		30.102	1:31.626	77.75	7.004	14:02:02.501	
2 -	54.308	30.518	1:24.826 (3)	83.99	0.204	14:03:27.327	
3 -	55.001	29.637	1:24.638 (2)	84.17	0.016	14:04:51.965	
4 -	55.101	30.221	1:25.322	83.50	0.700	14:06:17.287	
5 -	54.632	30.333	1:24.965	83.85	0.343	14:07:42.252	
6 -	54.881	30.277	1:25.158	83.66	0.536	14:09:07.410	
7 -	55.099	30.006	1:25.105	83.71	0.483	14:10:32.515	
8 -	54.902	30.145	1:25.047	83.77	0.425	14:11:57.562	
9 -	55.100	29.522	1:24.622 (1)	84.19		14:13:22.184	

BMCRC - MRO Championships 2023 - Rnd 4 @ Donington Park
BMCRC Formula 400 & INTA Motorcycles Blue Haze GP 2-Stokes
RACE 13 - SECTOR ANALYSIS



SECTOR 1 = FL to I1, SECTOR 2 = I1 to FL, DIFF = Difference To Personal Best Lap, P = Crossed Finish Line in Pit Lane, D = Time Disallowed

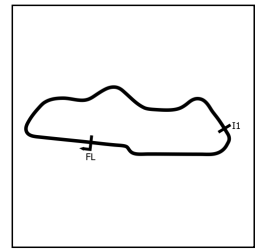
P17 57 S/R John WILTON		Kawasaki ZXR400 - RAP Racing Team				
IDEAL LAP TIME : 1:25.462		BEST LAP TIME : 1:25.561		DIFFERENCE : 0.099		
LAP	SECTOR 1	SECTOR 2	LAP TIME	MPH	DIFF	TIME OF DAY
1 -		29.836	1:32.292	77.19	6.731	14:02:03.167
2 -	55.728	30.122	1:25.850	82.98	0.289	14:03:29.017
3 -	56.137	29.935	1:26.072	82.77	0.511	14:04:55.089
4 -	56.180	29.790	1:25.970	82.87	0.409	14:06:21.059
5 -	56.289	29.985	1:26.274	82.58	0.713	14:07:47.333
6 -	56.008	29.774	1:25.782 (3)	83.05	0.221	14:09:13.115
7 -	55.688	30.162	1:25.850	82.98	0.289	14:10:38.965
8 -	55.885	29.785	1:25.670 (2)	83.16	0.109	14:12:04.635
9 -	55.714	29.847	1:25.561 (1)	83.26		14:13:30.196

P18 24 S Harley GODZISZ		Honda NC30 - SonicRacing.co.uk				
IDEAL LAP TIME : 1:25.303		BEST LAP TIME : 1:25.429		DIFFERENCE : 0.126		
LAP	SECTOR 1	SECTOR 2	LAP TIME	MPH	DIFF	TIME OF DAY
1 -		30.538	1:36.349	73.94	10.920	14:02:07.224
2 -	56.970	34.849	1:31.819	77.59	6.390	14:03:39.043
3 -	58.421	30.118	1:28.539	80.46	3.110	14:05:07.582
4 -	57.383	30.797	1:28.180	80.79	2.751	14:06:35.762
5 -	56.339	30.102	1:26.441 (3)	82.42	1.012	14:08:02.203
6 -	55.653	29.776	1:25.429 (1)	83.39		14:09:27.632
7 -	55.527	30.062	1:25.589 (2)	83.24	0.160	14:10:53.221
8 -	56.223	30.395	1:26.618	82.25	1.189	14:12:19.839
9 -	57.850	30.570	1:28.420	80.57	2.991	14:13:48.259

P19 101 S/R Francesco ROSSATO		Kawasaki ZXR400 - RAP Racing Team				
IDEAL LAP TIME : 1:27.344		BEST LAP TIME : 1:27.560		DIFFERENCE : 0.216		
LAP	SECTOR 1	SECTOR 2	LAP TIME	MPH	DIFF	TIME OF DAY
1 -		31.535	1:34.854	75.11	7.294	14:02:05.729
2 -	1:00.435	31.782	1:32.217	77.25	4.657	14:03:37.946
3 -	57.355	30.602	1:27.957	81.00	0.397	14:05:05.903
4 -	57.363	30.785	1:28.148	80.82	0.588	14:06:34.051
5 -	57.013	30.547	1:27.560 (1)	81.36		14:08:01.611
6 -	58.110	30.620	1:28.730	80.29	1.170	14:09:30.341
7 -	57.140	30.803	1:27.943 (3)	81.01	0.383	14:10:58.284
8 -	58.616	30.331	1:28.947	80.09	1.387	14:12:27.231
9 -	57.023	30.918	1:27.941 (2)	81.01	0.381	14:13:55.172

P20 97 S Nicholas TAIG		Honda VFR400 NC30 - RST, Bell Helmets UK				
IDEAL LAP TIME : 1:27.023		BEST LAP TIME : 1:27.656		DIFFERENCE : 0.633		
LAP	SECTOR 1	SECTOR 2	LAP TIME	MPH	DIFF	TIME OF DAY
1 -		31.519	1:36.936	73.49	9.280	14:02:07.811
2 -	57.972	32.506	1:30.478	78.74	2.822	14:03:38.289
3 -	58.329	30.467	1:28.796	80.23	1.140	14:05:07.085
4 -	57.742	30.186	1:27.928 (3)	81.02	0.272	14:06:35.013
5 -	56.837	30.819	1:27.656 (1)	81.27		14:08:02.669
6 -	57.362	30.551	1:27.913 (2)	81.04	0.257	14:09:30.582
7 -	57.161	30.890	1:28.051	80.91	0.395	14:10:58.633
8 -	57.572	30.371	1:27.943	81.01	0.287	14:12:26.576
9 -	57.762	32.592	1:30.354	78.85	2.698	14:13:56.930

BMCRC - MRO Championships 2023 - Rnd 4 @ Donington Park
BMCRC Formula 400 & INTA Motorcycles Blue Haze GP 2-Stokes
RACE 13 - SECTOR ANALYSIS



SECTOR 1 = FL to I1, SECTOR 2 = I1 to FL, DIFF = Difference To Personal Best Lap, P = Crossed Finish Line in Pit Lane, D = Time Disallowed

P21 99 M Jack WOLFF		Kawasaki NINJA 300 - Nym Technologies Racing				
IDEAL LAP TIME : 1:28.014		BEST LAP TIME : 1:28.469		DIFFERENCE : 0.455		
LAP	SECTOR 1	SECTOR 2	LAP TIME	MPH	DIFF	TIME OF DAY
1 -		31.890	1:35.683	74.46	7.214	14:02:06.558
2 -	58.052	34.252	1:32.304	77.18	3.835	14:03:38.862
3 -	58.079	31.683	1:29.762	79.37	1.293	14:05:08.624
4 -	57.180	31.614	1:28.794	80.23	0.325	14:06:37.418
5 -	56.918	31.862	1:28.780	80.25	0.311	14:08:06.198
6 -	57.447	31.096	1:28.543 (2)	80.46	0.074	14:09:34.741
7 -	57.199	31.270	1:28.469 (1)	80.53		14:11:03.210
8 -	58.528	31.422	1:29.950	79.20	1.481	14:12:33.160
9 -	57.354	31.209	1:28.563 (3)	80.44	0.094	14:14:01.723

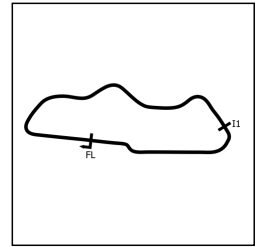
P22 21 GP Stuart THURTLE		Spondon Yamaha TZ250 - TeamTortoise Racing				
IDEAL LAP TIME : 1:29.091		BEST LAP TIME : 1:29.428		DIFFERENCE : 0.337		
LAP	SECTOR 1	SECTOR 2	LAP TIME	MPH	DIFF	TIME OF DAY
1 -		31.614	1:38.278	72.49	8.850	14:02:09.153
2 -	1:00.461	32.890	1:33.351	76.32	3.923	14:03:42.504
3 -	59.168	31.828	1:30.996	78.29	1.568	14:05:13.500
4 -	58.440	32.272	1:30.712 (3)	78.54	1.284	14:06:44.212
5 -	58.762	31.217	1:29.979 (2)	79.18	0.551	14:08:14.191
6 -	59.613	31.732	1:31.345	77.99	1.917	14:09:45.536
7 -	59.087	31.832	1:30.919	78.36	1.491	14:11:16.455
8 -	58.624	32.129	1:30.753	78.50	1.325	14:12:47.208
9 -	57.874	31.554	1:29.428 (1)	79.66		14:14:16.636

P23 14 GP Nathan WISNIEWSKI		Yamaha TZ250 -				
IDEAL LAP TIME :		BEST LAP TIME : 1:38.642		DIFFERENCE :		
LAP	SECTOR 1	SECTOR 2	LAP TIME	MPH	DIFF	TIME OF DAY
1 -			1:48.065	65.92	9.423	14:02:18.940
2 -			1:39.634	71.50	0.992	14:03:58.574
3 -			1:42.138	69.75	3.496	14:05:40.712
4 -			1:40.053	71.20	1.411	14:07:20.765
5 -			1:40.320	71.01	1.678	14:09:01.085
6 -			1:38.711 (2)	72.17	0.069	14:10:39.796
7 -			1:38.642 (1)	72.22		14:12:18.438
8 -			1:39.597 (3)	71.53	0.955	14:13:58.035

P24 16 S Alan MAJOR		Kawasaki ZXR400 - Major Performance Developments				
IDEAL LAP TIME : 1:18.713		BEST LAP TIME : 1:18.887		DIFFERENCE : 0.174		
LAP	SECTOR 1	SECTOR 2	LAP TIME	MPH	DIFF	TIME OF DAY
1 -		28.627	1:25.836	83.00	6.949	14:01:56.711
2 -	51.462	28.013	1:19.475 (3)	89.64	0.588	14:03:16.186
3 -	51.614	28.128	1:19.742	89.34	0.855	14:04:35.928
4 -	51.409	28.312	1:19.721	89.36	0.834	14:05:55.649
5 -	51.729	28.650	1:20.379	88.63	1.492	14:07:16.028
6 -	51.603	27.923	1:19.526	89.58	0.639	14:08:35.554
7 -	52.541	27.700	1:20.241	88.79	1.354	14:09:55.795
8 -	51.013	27.874	1:18.887 (1)	90.31		14:11:14.682
9 -	51.133	27.755	1:18.888 (2)	90.31	0.001	14:12:33.570

P25 17 R Freddie BATE		Kawasaki NINJA 300 - hartjay				
IDEAL LAP TIME : 1:28.327		BEST LAP TIME : 1:28.864		DIFFERENCE : 0.537		
LAP	SECTOR 1	SECTOR 2	LAP TIME	MPH	DIFF	TIME OF DAY
1 -		32.249	1:39.153	71.85	10.289	14:02:10.028
2 -	58.250	31.258	1:29.508 (2)	79.59	0.644	14:03:39.536
3 -	57.641	31.223	1:28.864 (1)	80.17		14:05:08.400

BMCRC - MRO Championships 2023 - Rnd 4 @ Donington Park
BMCRC Formula 400 & INTA Motorcycles Blue Haze GP 2-Stokes
RACE 13 - SECTOR ANALYSIS



SECTOR 1 = FL to I1, SECTOR 2 = I1 to FL, DIFF = Difference To Personal Best Lap, P = Crossed Finish Line in Pit Lane, D = Time Disallowed

P26	20 GP	Gavin MILLS	Honda RS - Reg Richardson Racing			
IDEAL LAP TIME : 1:15.564		BEST LAP TIME : 1:15.564		DIFFERENCE : 0.000		
LAP	SECTOR 1	SECTOR 2	LAP TIME	MPH	DIFF	TIME OF DAY
1 -		27.568	1:28.815	80.21	13.251	14:01:59.690
2 -	49.032	26.532	1:15.564 (1)	94.28		14:03:15.254
P27	90 S	Steve RAPA	Honda RVF400 (BRUCE) - My Own Fair Hands			
IDEAL LAP TIME : 1:24.299		BEST LAP TIME :		DIFFERENCE :		
LAP	SECTOR 1	SECTOR 2	LAP TIME	MPH	DIFF	TIME OF DAY
1 -		30.285	1:29.428	79.66		14:02:00.303
P28	88 S/R	Florentin Valentin STANCIU	Kawasaki ZXR400 - RAP Racing Team			
IDEAL LAP TIME : 1:28.095		BEST LAP TIME :		DIFFERENCE :		
LAP	SECTOR 1	SECTOR 2	LAP TIME	MPH	DIFF	TIME OF DAY
1 -		31.334	1:36.011	74.20		14:02:06.886
P29	199 GP	Michael FROST	Yamaha TZ250 4DP -			
IDEAL LAP TIME :		BEST LAP TIME :		DIFFERENCE :		
LAP	SECTOR 1	SECTOR 2	LAP TIME	MPH	DIFF	TIME OF DAY
1 -		IN PIT	1:55.427 P	61.72		14:02:26.302

BMCRC - MRO Championships 2023 - Rnd 4 @ Donington Park

BMCRC Formula 400 & INTA Motorcycles Blue Haze GP 2-Stokes

RACE 13 - BEST SECTORS

SECTOR 1				SECTOR 2				IDEAL / BEST COMPARISON				
POS	NO	NAME	TIME	NO	NAME	TIME	POS	NO	NAME	IDEAL	BEST	DIFF
									PERFECT LAP	1:15.421		
1	75	JOHNSON	48.889	20	MILLS	26.532	1	20	MILLS	1:15.564	1:15.564	0.000
2	20	MILLS	49.032	43	SWAIN	26.692	2	75	JOHNSON	1:15.603	1:15.714	0.111
3	43	SWAIN	49.102	75	JOHNSON	26.714	3	43	SWAIN	1:15.794	1:15.914	0.120
4	13	EDMONDSON	50.058	22	BALLERINI	27.053	4	22	BALLERINI	1:17.128	1:17.218	0.090
5	22	BALLERINI	50.075	13	EDMONDSON	27.230	5	13	EDMONDSON	1:17.288	1:17.330	0.042
6	9	KELLY	50.666	55	FELL	27.475	6	25	SMITH	1:18.349	1:18.692	0.343
7	25	SMITH	50.856	2	GILL	27.486	7	9	KELLY	1:18.562	1:18.600	0.038
8	16	MAJOR	51.013	25	SMITH	27.493	8	55	FELL	1:18.616	1:18.701	0.085
9	55	FELL	51.141	16	MAJOR	27.700	9	2	GILL	1:18.693	1:18.880	0.187
10	2	GILL	51.207	151	SMITH	27.750	10	16	MAJOR	1:18.713	1:18.887	0.174
11	3	BARRETT	51.340	9	KELLY	27.896	11	151	SMITH	1:19.119	1:19.131	0.012
12	151	SMITH	51.369	65	MOXON	28.058	12	3	BARRETT	1:19.565	1:19.711	0.146
13	65	MOXON	51.620	3	BARRETT	28.225	13	65	MOXON	1:19.678	1:19.678	0.000
14	247	HEALEY	52.991	110	HAIGH	28.596	14	247	HEALEY	1:21.590	1:21.590	0.000
15	110	HAIGH	53.165	247	HEALEY	28.599	15	110	HAIGH	1:21.761	1:21.910	0.149
16	115	DONKERSLEY	53.748	115	DONKERSLEY	29.285	16	115	DONKERSLEY	1:23.033	1:22.140	-0.893
17	90	RAPA	54.014	27	SINCA	29.308	17	27	SINCA	1:23.821	1:23.848	0.027
18	477	WATT	54.308	477	WATT	29.522	18	477	WATT	1:23.830	1:24.622	0.792
19	27	SINCA	54.513	57	WILTON	29.774	19	90	RAPA	1:24.299		
20	24	GODZISZ	55.527	24	GODZISZ	29.776	20	24	GODZISZ	1:25.303	1:25.429	0.126
21	57	WILTON	55.688	97	TAIG	30.186	21	57	WILTON	1:25.462	1:25.561	0.099
22	88	STANCIU	56.761	90	RAPA	30.285	22	97	TAIG	1:27.023	1:27.656	0.633
23	97	TAIG	56.837	101	ROSSATO	30.331	23	101	ROSSATO	1:27.344	1:27.560	0.216
24	99	WOLFF	56.918	99	WOLFF	31.096	24	99	WOLFF	1:28.014	1:28.469	0.455
25	101	ROSSATO	57.013	21	THURTL	31.217	25	88	STANCIU	1:28.095		
26	17	BATE	57.104	17	BATE	31.223	26	17	BATE	1:28.327	1:28.864	0.537
27	21	THURTL	57.874	88	STANCIU	31.334	27	21	THURTL	1:29.091	1:29.428	0.337
28							28	14	WISNIEWSKI		1:38.642	
29							29	199	FROST			

BMCRC - MRO Championships 2023 - Rnd 4 @ Donington Park
BMCRC Formula 400 & INTA Motorcycles Blue Haze GP 2-Stokes
RACE 13 - STATISTICS

Competitors Started 29
Planned Start 2023-06-04 @ 13:50:00.000
Actual Start 2023-06-04 @ 14:00:30.874
Finish Time 2023-06-04 @ 14:13:17.322
Track Length 1.9790mi.
Total Laps 237
Total Distance Covered 469.0389mi.

Session Fastest Lap History

NO	CL	NAME	LAP TIME	TIME OF DAY	LAP	VEHICLE
75	GP	Anthony JOHNSON	1:16.451	14:03:08.343	2	Yamaha TZ250
20	GP	Gavin MILLS	1:15.564	14:03:15.276	2	Honda RS

Session Leader History

NO	CL	NAME	FROM LAP	LAPS LED	DISTANCE	VEHICLE
75	GP	Anthony JOHNSON	1	10	19.75 miles	Yamaha TZ250

Flag History

TYPE	TIME OF DAY
GREEN	14:00:30.874
FINISH	14:13:17.322

Flag Statistics

TYPE	COUNT	TOTAL LAPS	TOTAL TIME
Green	1	10	14:35.164
Red	0	0	0.000
Safety Car	0	0	0.000
FCY	0	0	0.000

BMCRC - MRO Championships 2023 - Rnd 4 @ Donington Park
BMCRC Formula 400 & INTA Motorcycles Blue Haze GP 2-Stokes
RACE 13 - STATISTICS

CLASS : GP

10 Starters

Fastest Lap History

NO	NAME	LAP TIME	TIME OF DAY	LAP	VEHICLE
75	Anthony JOHNSON	1:16.451	14:03:08.343	2	Yamaha TZ250
20	Gavin MILLS	1:15.564	14:03:15.276	2	Honda RS

Leader History

NO	NAME	FROM LAP	LAPS LED	DISTANCE	VEHICLE
75	Anthony JOHNSON	1	10	19.75 miles	Yamaha TZ250

BMCRC - MRO Championships 2023 - Rnd 4 @ Donington Park
BMCRC Formula 400 & INTA Motorcycles Blue Haze GP 2-Stokes
RACE 13 - STATISTICS

CLASS : M

5 Starters

Fastest Lap History

NO	NAME	LAP TIME	TIME OF DAY	LAP	VEHICLE
2	Andy GILL	1:19.244	14:03:14.548	2	Kawasaki ZXR400
2	Andy GILL	1:18.880	14:04:33.428	3	Kawasaki ZXR400
25	Haydon SMITH	1:18.692	14:11:13.337	8	Kawasaki ZXR400
9	Kalvin KELLY	1:18.600	14:11:13.992	8	Kawasaki NINJA 400

Leader History

NO	NAME	FROM LAP	LAPS LED	DISTANCE	VEHICLE
2	Andy GILL	1	10	19.75 miles	Kawasaki ZXR400

BMCRC - MRO Championships 2023 - Rnd 4 @ Donington Park
BMCRC Formula 400 & INTA Motorcycles Blue Haze GP 2-Stokes
RACE 13 - STATISTICS

CLASS : R

1 Starters

Fastest Lap History

NO	NAME	LAP TIME	TIME OF DAY	LAP	VEHICLE
17	Freddie BATE	1:29.508	14:03:39.565	2	Kawasaki NINJA 300
17	Freddie BATE	1:28.864	14:05:08.429	3	Kawasaki NINJA 300

Leader History

NO	NAME	FROM LAP	LAPS LED	DISTANCE	VEHICLE
17	Freddie BATE	1	3	5.89 miles	Kawasaki NINJA 300

BMCRC - MRO Championships 2023 - Rnd 4 @ Donington Park
BMCRC Formula 400 & INTA Motorcycles Blue Haze GP 2-Stokes
RACE 13 - STATISTICS

CLASS : S

8 Starters

Fastest Lap History

NO	NAME	LAP TIME	TIME OF DAY	LAP	VEHICLE
151	Nick SMITH	1:19.131	14:03:14.966	2	Kawasaki ZXR400
16	Alan MAJOR	1:18.887	14:11:14.688	8	Kawasaki ZXR400

Leader History

NO	NAME	FROM LAP	LAPS LED	DISTANCE	VEHICLE
151	Nick SMITH	1	10	19.75 miles	Kawasaki ZXR400

BMCRC - MRO Championships 2023 - Rnd 4 @ Donington Park
BMCRC Formula 400 & INTA Motorcycles Blue Haze GP 2-Stokes
RACE 13 - STATISTICS

CLASS : S/R

5 Starters

Fastest Lap History

NO	NAME	LAP TIME	TIME OF DAY	LAP	VEHICLE
115	Jake DONKERSLEY	1:23.400	14:03:24.753	2	Honda VFR400 NC30
115	Jake DONKERSLEY	1:23.387	14:06:11.898	4	Honda VFR400 NC30
115	Jake DONKERSLEY	1:23.328	14:07:35.227	5	Honda VFR400 NC30
115	Jake DONKERSLEY	1:22.387	14:10:21.322	7	Honda VFR400 NC30
115	Jake DONKERSLEY	1:22.140	14:14:28.225	10	Honda VFR400 NC30

Leader History

NO	NAME	FROM LAP	LAPS LED	DISTANCE	VEHICLE
27	Lucian Silviu SINCA	1	1	1.94 miles	Kawasaki ZX400R
115	Jake DONKERSLEY	2	9	17.81 miles	Honda VFR400 NC30



DART MOTORSPORT

MRO 600 inc CLUBMAN & GP2/EVO CLASS



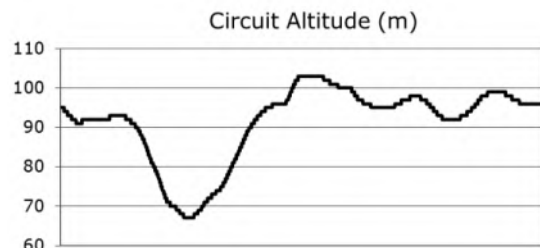
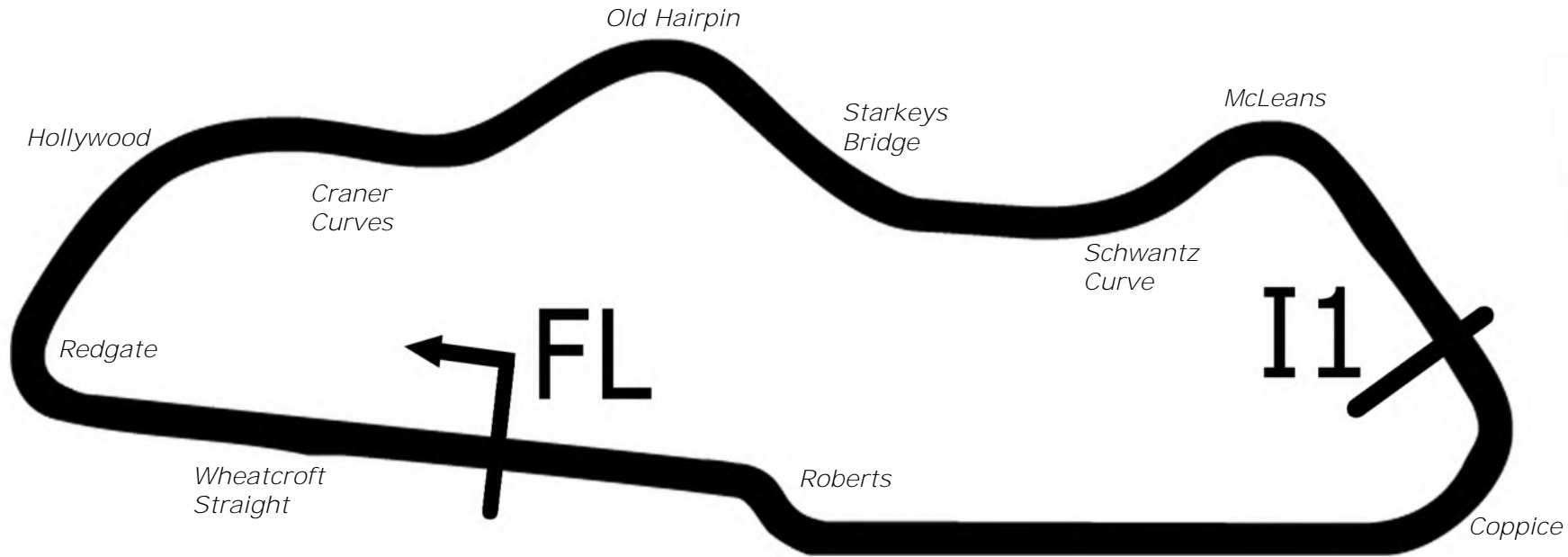
BMCRC-MRO Championships - Round 4
Donington Park National
3rd / 4th June 2023



Timing & Results Provided by Timing Solutions Ltd

www.tsl-timing.com

Donington Park National



Length	1.9790 miles	3185.0 m	
FL		52.82971 N	1.37867 W
I1	2096m	52.82978 N	1.36508 W
Pit Entry	3100m	52.82951 N	1.37832 W
Pit Exit	229m after FL	52.82996 N	1.38205 W
Pit Entry-Pit Exit 256m, 18.4s @50kph, 15.3s @60kph			

All results available at www.tsl-timing.com

BMCRC - MRO Championships 2023 - Rnd 4 @ Donington Park



DART Motorsport MRO 600 in Clubman 600 & GP2 / EVO

QUALIFYING - CLASSIFICATION

POS	NO	CL	PIC NAME	ENTRY	TIME	ON	LAPS	GAP	DIFF	MPH
1	226		1 Adam HARTGROVE	Yamaha R6 - Adam Hartgrove Racing	1:11.155	5	9			100.12
2	40	C	1 Henry ROSS	Yamaha R6 -	1:11.838	6	8	0.683	0.683	99.17
3	137		2 James BULL	Yamaha R6 -	1:12.273	7	8	1.118	0.435	98.57
4	49	EVO	1 Luke WALLINGTON	Triumph 765 - Elmech Racing	1:12.514	6	8	1.359	0.241	98.25
5	36		3 Harry FOWLE	Yamaha R6 - HF Refinishing Racing	1:12.524	9	9	1.369	0.010	98.23
6	661	EVO	2 Cameron HARRIS	Triumph 675R - Harris / Tony Scott Motorsport	1:12.583	9	9	1.428	0.059	98.15
7	80		4 Morgan CREASEY	Yamaha R6 - Warics Ltd	1:12.675	7	8	1.520	0.092	98.03
8	45	EVO	3 Jake MARSH	Triumph 765 -	1:12.759	6	9	1.604	0.084	97.92
9	87		5 Keith POVAH	Yamaha R6 - @crap.sack give us a follow!	1:13.178	8	9	2.023	0.419	97.36
10	411		6 Lynden LEATHERLAND	Yamaha R6 - GL fabrications	1:13.215	7	8	2.060	0.037	97.31
11	29	C	2 Michael SHEPPHARD	Kawasaki ZX6R -	1:13.297	6	8	2.142	0.082	97.20
12	134		7 Don GILBERT	Kawasaki -	1:13.360	5	8	2.205	0.063	97.11
13	71*		8 Oliver MACRAE	- Gorilla Racing	1:13.754	7	9	2.599	0.394	96.60
14	51		9 Ross CLARKE	Kawasaki ZX600RR - RC FARRIERY Racing	1:13.902	7	8	2.747	0.148	96.40
15	39	C	3 Aaron MONK	Kawasaki NINJA 636 - flyaspitfire.co.uk	1:13.916	7	8	2.761	0.014	96.38
16	91	C	4 Sam HIRST	Kawasaki 636 - Team Valley Racing	1:13.977	5	9	2.822	0.061	96.30
17	19	C	5 Arran HANDS	Triumph DAYTONA 675 - Dura Flue	1:14.143	5	7	2.988	0.166	96.09
18	81		10 Fred McMULLAN	Kawasaki ZX636 - Orwell Motorcycles ipswich	1:14.190	8	8	3.035	0.047	96.03
19	5	C	6 Luke MACRAE	Kawasaki ZX6R - MacRae & Co Racing	1:14.302	7	9	3.147	0.112	95.88
20	779	C	7 Terry BRIAN	Yamaha R6 - Two Techs Renault Specialist	1:14.324	4	8	3.169	0.022	95.85
21	128		11 Kelvin HOARE	Yamaha R6 - Southern and Country Roofing Ltd	1:14.508	5	8	3.353	0.184	95.62
22	14	C	8 Jack MUIR	Kawasaki ZX636 -	1:14.530	7	8	3.375	0.022	95.59
23	924	C	9 Jamie WILSON	Kawasaki ZX6R - Myself	1:14.591	5	8	3.436	0.061	95.51
24	30		12 Lewis JONES	Yamaha R6 - 151 s	1:14.713	5	8	3.558	0.122	95.36
25	2		13 Andy GILL	Kawasaki ZX6R -	1:14.718	6	6	3.563	0.005	95.35
26	3	C	10 Max MACRAE	Yamaha 5EB - MacRae Racing	1:15.075	4	8	3.920	0.357	94.90
27	22	C	11 Toby TRUNDLE	Yamaha R6 - Harris Motorcycles / A. Harland Race Ser	1:15.811	6	8	4.656	0.736	93.97
28	92	C	12 Tommi CALDWELL	Yamaha R6 - Dart Motorsport	1:16.067	3	8	4.912	0.256	93.66
29	72		14 Nick BARNES	Yamaha R6 - Park Electric	1:16.213	8	8	5.058	0.146	93.48
30	100		15 Craig HOWTON	Kawasaki ZX6R - ME	1:16.786	3	8	5.631	0.573	92.78
31	48	C	13 Max HALL	Yamaha R6 - Hall's Carpentry Bristol & Bath	1:16.810	8	8	5.655	0.024	92.75
32	32		16 James ROBINSON	Yamaha R6 - claire palastanga ceramics	1:17.094	6	8	5.939	0.284	92.41
33	68	C	14 Neville OTTER	Kawasaki ZX6R - Spice Boy Racing	1:17.175	8	8	6.020	0.081	92.31
34	85	C	15 Sam GREEN	Yamaha R6 -	1:17.282	6	6	6.127	0.107	92.19
35	333	C	16 Adam PERKS	Triumph 675 - J&K Ross	1:17.401	8	8	6.246	0.119	92.04
36	129	C	17 David JAMES	Yamaha R6 -	1:17.441	6	8	6.286	0.040	92.00
37	58	C	18 Paul NICHOLAS	Yamaha YZF R6 - BWT SOUTHERN/ Geoff	1:17.654	8	8	6.499	0.213	91.74
38	65		17 Ian SOILLEUX	Kawasaki ZX6 - BDRacing	1:20.098	4	6	8.943	2.444	88.94
39	27	C	19 Timothy PETTS	Triumph DAYTONA 675 - Norfolk Triumph Racing Team	1:20.453	7	8	9.298	0.355	88.55

#71 - No working transponder, please fix for racing.

Weather / Track : Bright / Dry

These results are provisional until the conclusion of any judicial and technical matters.

Donington Park National: 1.9790 miles

Date: 03/06/2023 Start: 10:30 Finish: 10:40

Clerk Of Course :	Stewards :	Timekeeper : Richard Evans
-------------------	------------	----------------------------

Results can be found at www.tsl-timing.com

Printed - 10:42 Saturday, 03 June 2023



BMCRC - MRO Championships 2023 - Rnd 4 @ Donington Park

DART Motorsport MRO 600 in Clubman 600 & GP2 / EVO

QUALIFYING - SECTOR ANALYSIS



SECTOR 1 = FL to I1, SECTOR 2 = I1 to FL, DIFF = Difference To Personal Best Lap, P = Crossed Finish Line in Pit Lane, D = Time Disallowed

P1 226 Adam HARTGROVE		Yamaha R6 - Adam Hartgrove Racing				
IDEAL LAP TIME : 1:11.155		BEST LAP TIME : 1:11.155		DIFFERENCE : 0.000		
LAP	SECTOR 1	SECTOR 2	LAP TIME	MPH	DIFF	TIME OF DAY
1 -	48.627	25.801	1:14.428	95.72	3.273	10:31:57.779
2 -	46.854	25.344	1:12.198	98.68	1.043	10:33:09.977
3 -	46.675	25.344	1:12.019	98.92	0.864	10:34:21.996
4 -	46.351	25.243	1:11.594 (3)	99.51	0.439	10:35:33.590
5 -	45.960	25.195	1:11.155 (1)	100.12		10:36:44.745
6 -	46.053	25.352	1:11.405 (2)	99.77	0.250	10:37:56.150
7 -	47.722	28.510	1:16.232	93.45	5.077	10:39:12.382
8 -	53.321	31.333	1:24.654	84.16	13.499	10:40:37.036
9 -	46.272	25.393	1:11.665	99.41	0.510	10:41:48.701

P2 40 C Henry ROSS		Yamaha R6 -				
IDEAL LAP TIME : 1:11.835		BEST LAP TIME : 1:11.838		DIFFERENCE : 0.003		
LAP	SECTOR 1	SECTOR 2	LAP TIME	MPH	DIFF	TIME OF DAY
1 -	50.996	26.646	1:17.642	91.76	5.804	10:32:30.678
2 -	47.892	25.735	1:13.627	96.76	1.789	10:33:44.305
3 -	49.737	27.124	1:16.861	92.69	5.023	10:35:01.166
4 -	49.542	25.479	1:15.021	94.96	3.183	10:36:16.187
5 -	46.838	25.085	1:11.923 (2)	99.05	0.085	10:37:28.110
6 -	46.841	24.997	1:11.838 (1)	99.17		10:38:39.948
7 -	46.991	25.381	1:12.372 (3)	98.44	0.534	10:39:52.320
8 -	48.459	25.448	1:13.907	96.40	2.069	10:41:06.227

P3 137 James BULL		Yamaha R6 -				
IDEAL LAP TIME : 1:12.273		BEST LAP TIME : 1:12.273		DIFFERENCE : 0.000		
LAP	SECTOR 1	SECTOR 2	LAP TIME	MPH	DIFF	TIME OF DAY
1 -	55.786	27.966	1:23.752	85.06	11.479	10:32:20.447
2 -	49.383	26.616	1:15.999	93.74	3.726	10:33:36.446
3 -	47.168	26.174	1:13.342	97.14	1.069	10:34:49.788
4 -	47.173	26.244	1:13.417	97.04	1.144	10:36:03.205
5 -	47.116	25.946	1:13.062 (2)	97.51	0.789	10:37:16.267
6 -	47.546	25.653	1:13.199 (3)	97.33	0.926	10:38:29.466
7 -	46.963	25.310	1:12.273 (1)	98.57		10:39:41.739
8 -	47.853	25.608	1:13.461	96.98	1.188	10:40:55.200

P4 49 EVO Luke WALLINGTON		Triumph 765 - Elmech Racing				
IDEAL LAP TIME : 1:12.449		BEST LAP TIME : 1:12.514		DIFFERENCE : 0.065		
LAP	SECTOR 1	SECTOR 2	LAP TIME	MPH	DIFF	TIME OF DAY
1 -	49.537	26.735	1:16.272	93.41	3.758	10:32:02.606
2 -	48.592	26.029	1:14.621	95.47	2.107	10:33:17.227
3 -	47.879	25.756	1:13.635	96.75	1.121	10:34:30.862
4 -	47.120	25.445	1:12.565 (2)	98.18	0.051	10:35:43.427
5 -	47.351	25.675	1:13.026	97.56	0.512	10:36:56.453
6 -	47.185	25.329	1:12.514 (1)	98.25		10:38:08.967
7 -	47.239	25.497	1:12.736 (3)	97.95	0.222	10:39:21.703
8 -	52.188	IN PIT	1:32.603 P	76.93	20.089	10:40:54.306

BMCRC - MRO Championships 2023 - Rnd 4 @ Donington Park

DART Motorsport MRO 600 in Clubman 600 & GP2 / EVO

QUALIFYING - SECTOR ANALYSIS



SECTOR 1 = FL to I1, SECTOR 2 = I1 to FL, DIFF = Difference To Personal Best Lap, P = Crossed Finish Line in Pit Lane, D = Time Disallowed

P5 36		Harry FOWLE		Yamaha R6 - HF Refinishing Racing			
IDEAL LAP TIME : 1:12.524		BEST LAP TIME : 1:12.524		DIFFERENCE : 0.000			
LAP	SECTOR 1	SECTOR 2	LAP TIME	MPH	DIFF	TIME OF DAY	
1 -	52.264	26.670	1:18.934	90.26	6.410	10:32:05.205	
2 -	48.145	25.808	1:13.953	96.34	1.429	10:33:19.158	
3 -	47.534	26.252	1:13.786	96.55	1.262	10:34:32.944	
4 -	47.546	25.772	1:13.318	97.17	0.794	10:35:46.262	
5 -	46.992	25.685	1:12.677 (3)	98.03	0.153	10:36:58.939	
6 -	46.996	25.663	1:12.659 (2)	98.05	0.135	10:38:11.598	
7 -	48.991	25.831	1:14.822	95.22	2.298	10:39:26.420	
8 -	47.229	25.596	1:12.825	97.83	0.301	10:40:39.245	
9 -	46.986	25.538	1:12.524 (1)	98.23		10:41:51.769	

P6 661 EVO		Cameron HARRIS		Triumph 675R - Harris / Tony Scott Motorsport			
IDEAL LAP TIME : 1:12.405		BEST LAP TIME : 1:12.583		DIFFERENCE : 0.178			
LAP	SECTOR 1	SECTOR 2	LAP TIME	MPH	DIFF	TIME OF DAY	
1 -	50.856	26.314	1:17.170	92.32	4.587	10:32:03.312	
2 -	48.792	26.222	1:15.014	94.97	2.431	10:33:18.326	
3 -	48.075	26.049	1:14.124	96.11	1.541	10:34:32.450	
4 -	48.393	25.700	1:14.093	96.15	1.510	10:35:46.543	
5 -	48.293	25.873	1:14.166	96.06	1.583	10:37:00.709	
6 -	47.950	25.439	1:13.389	97.08	0.806	10:38:14.098	
7 -	47.629	25.407	1:13.036 (3)	97.54	0.453	10:39:27.134	
8 -	47.285	25.633	1:12.918 (2)	97.70	0.335	10:40:40.052	
9 -	46.998	25.585	1:12.583 (1)	98.15		10:41:52.635	

P7 80		Morgan CREASEY		Yamaha R6 - Warics Ltd			
IDEAL LAP TIME : 1:12.675		BEST LAP TIME : 1:12.675		DIFFERENCE : 0.000			
LAP	SECTOR 1	SECTOR 2	LAP TIME	MPH	DIFF	TIME OF DAY	
1 -	55.087	27.635	1:22.722	86.12	10.047	10:32:16.991	
2 -	49.300	26.066	1:15.366	94.53	2.691	10:33:32.357	
3 -	48.551	25.564	1:14.115	96.12	1.440	10:34:46.472	
4 -	47.935	25.593	1:13.528	96.89	0.853	10:36:00.000	
5 -	47.622	25.502	1:13.124 (2)	97.43	0.449	10:37:13.124	
6 -	56.339	30.012	1:26.351	82.50	13.676	10:38:39.475	
7 -	47.176	25.499	1:12.675 (1)	98.03		10:39:52.150	
8 -	47.465	25.945	1:13.410 (3)	97.05	0.735	10:41:05.560	

P8 45 EVO		Jake MARSH		Triumph 765 -			
IDEAL LAP TIME : 1:12.668		BEST LAP TIME : 1:12.759		DIFFERENCE : 0.091			
LAP	SECTOR 1	SECTOR 2	LAP TIME	MPH	DIFF	TIME OF DAY	
1 -	52.487	27.241	1:19.728	89.36	6.969	10:32:07.954	
2 -	48.396	26.312	1:14.708	95.36	1.949	10:33:22.662	
3 -	48.371	26.367	1:14.738	95.32	1.979	10:34:37.400	
4 -	47.366	25.609	1:12.975 (2)	97.63	0.216	10:35:50.375	
5 -	47.328	26.037	1:13.365 (3)	97.11	0.606	10:37:03.740	
6 -	47.059	25.700	1:12.759 (1)	97.92		10:38:16.499	
7 -	47.199	26.357	1:13.556	96.86	0.797	10:39:30.055	
8 -	47.377	26.716	1:14.093	96.15	1.334	10:40:44.148	
9 -	47.656	26.420	1:14.076	96.18	1.317	10:41:58.224	

BMCRC - MRO Championships 2023 - Rnd 4 @ Donington Park

DART Motorsport MRO 600 in Clubman 600 & GP2 / EVO

QUALIFYING - SECTOR ANALYSIS



SECTOR 1 = FL to I1, SECTOR 2 = I1 to FL, DIFF = Difference To Personal Best Lap, P = Crossed Finish Line in Pit Lane, D = Time Disallowed

P9 87		Keith POVAH		Yamaha R6 - @crap.sack give us a follow!			
IDEAL LAP TIME : 1:12.930		BEST LAP TIME : 1:13.178		DIFFERENCE : 0.248			
LAP	SECTOR 1	SECTOR 2	LAP TIME	MPH	DIFF	TIME OF DAY	
1 -	51.691	26.769	1:18.460	90.80	5.282	10:32:06.594	
2 -	48.972	26.405	1:15.377	94.52	2.199	10:33:21.971	
3 -	48.947	26.588	1:15.535	94.32	2.357	10:34:37.506	
4 -	47.663	25.547	1:13.210 (2)	97.31	0.032	10:35:50.716	
5 -	47.383	25.844	1:13.227 (3)	97.29	0.049	10:37:03.943	
6 -	48.432	25.839	1:14.271	95.92	1.093	10:38:18.214	
7 -	48.017	25.872	1:13.889	96.42	0.711	10:39:32.103	
8 -	47.456	25.722	1:13.178 (1)	97.36		10:40:45.281	
9 -	49.864	IN PIT	1:23.593 P	85.23	10.415	10:42:08.874	

P10 411		Lynden LEATHERLAND		Yamaha R6 - GL fabrications			
IDEAL LAP TIME : 1:13.215		BEST LAP TIME : 1:13.215		DIFFERENCE : 0.000			
LAP	SECTOR 1	SECTOR 2	LAP TIME	MPH	DIFF	TIME OF DAY	
1 -	53.996	27.515	1:21.511	87.40	8.296	10:32:37.046	
2 -	49.246	26.387	1:15.633	94.20	2.418	10:33:52.679	
3 -	47.854	26.119	1:13.973 (3)	96.31	0.758	10:35:06.652	
4 -	48.633	26.869	1:15.502	94.36	2.287	10:36:22.154	
5 -	48.784	25.977	1:14.761	95.29	1.546	10:37:36.915	
6 -	48.951	25.941	1:14.892	95.13	1.677	10:38:51.807	
7 -	47.402	25.813	1:13.215 (1)	97.31		10:40:05.022	
8 -	47.940	25.936	1:13.876 (2)	96.44	0.661	10:41:18.898	

P11 29 C		Michael SHEPPHARD		Kawasaki ZX6R -			
IDEAL LAP TIME : 1:13.152		BEST LAP TIME : 1:13.297		DIFFERENCE : 0.145			
LAP	SECTOR 1	SECTOR 2	LAP TIME	MPH	DIFF	TIME OF DAY	
1 -	50.692	26.507	1:17.199	92.28	3.902	10:32:02.311	
2 -	49.584	26.955	1:16.539	93.08	3.242	10:33:18.850	
3 -	48.504	26.259	1:14.763	95.29	1.466	10:34:33.613	
4 -	49.070	26.098	1:15.168	94.78	1.871	10:35:48.781	
5 -	48.120	25.622	1:13.742 (3)	96.61	0.445	10:37:02.523	
6 -	47.845	25.452	1:13.297 (1)	97.20		10:38:15.820	
7 -	47.700	25.606	1:13.306 (2)	97.19	0.009	10:39:29.126	
8 -	48.079	IN PIT	1:19.287 P	89.85	5.990	10:40:48.413	

P12 134		Don GILBERT		Kawasaki -			
IDEAL LAP TIME : 1:12.784		BEST LAP TIME : 1:13.360		DIFFERENCE : 0.576			
LAP	SECTOR 1	SECTOR 2	LAP TIME	MPH	DIFF	TIME OF DAY	
1 -	55.100	27.659	1:22.759	86.08	9.399	10:32:10.179	
2 -	50.483	28.243	1:18.726	90.49	5.366	10:33:28.905	
3 -	49.628	25.460	1:15.088	94.88	1.728	10:34:43.993	
4 -	48.744	25.743	1:14.487	95.64	1.127	10:35:58.480	
5 -	47.375	25.985	1:13.360 (1)	97.11		10:37:11.840	
6 -	48.597	26.343	1:14.940	95.07	1.580	10:38:26.780	
7 -	48.541	25.409	1:13.950 (2)	96.34	0.590	10:39:40.730	
8 -	47.581	26.748	1:14.329 (3)	95.85	0.969	10:40:55.059	

BMCRC - MRO Championships 2023 - Rnd 4 @ Donington Park

DART Motorsport MRO 600 in Clubman 600 & GP2 / EVO

QUALIFYING - SECTOR ANALYSIS



SECTOR 1 = FL to I1, SECTOR 2 = I1 to FL, DIFF = Difference To Personal Best Lap, P = Crossed Finish Line in Pit Lane, D = Time Disallowed

P13 71		Oliver MACRAE		- Gorilla Racing		
IDEAL LAP TIME :		BEST LAP TIME : 1:13.754		DIFFERENCE :		
LAP	SECTOR 1	SECTOR 2	LAP TIME	MPH	DIFF	TIME OF DAY
1 -			1:17.319	92.14	3.565	10:32:01.073
2 -			1:15.855	93.92	2.101	10:33:16.928
3 -			1:14.840	95.19	1.086	10:34:31.768
4 -			1:14.682	95.39	0.928	10:35:46.450
5 -			1:14.707	95.36	0.953	10:37:01.157
6 -			1:13.934 (2)	96.36	0.180	10:38:15.091
7 -			1:13.754 (1)	96.60		10:39:28.845
8 -			1:14.140 (3)	96.09	0.386	10:40:42.985
9 -			1:14.371	95.79	0.617	10:41:57.356

P14 51		Ross CLARKE		Kawasaki ZX600RR - RC FARRIERY Racing		
IDEAL LAP TIME : 1:13.561		BEST LAP TIME : 1:13.902		DIFFERENCE : 0.341		
LAP	SECTOR 1	SECTOR 2	LAP TIME	MPH	DIFF	TIME OF DAY
1 -	54.749	26.983	1:21.732	87.17	7.830	10:32:09.201
2 -	49.971	27.412	1:17.383	92.06	3.481	10:33:26.584
3 -	48.773	25.714	1:14.487	95.64	0.585	10:34:41.071
4 -	48.154	25.904	1:14.058 (3)	96.20	0.156	10:35:55.129
5 -	49.055	26.296	1:15.351	94.55	1.449	10:37:10.480
6 -	49.478	26.264	1:15.742	94.06	1.840	10:38:26.222
7 -	48.240	25.662	1:13.902 (1)	96.40		10:39:40.124
8 -	47.899	26.056	1:13.955 (2)	96.33	0.053	10:40:54.079

P15 39 C		Aaron MONK		Kawasaki NINJA 636 - flyaspitfire.co.uk		
IDEAL LAP TIME : 1:13.916		BEST LAP TIME : 1:13.916		DIFFERENCE : 0.000		
LAP	SECTOR 1	SECTOR 2	LAP TIME	MPH	DIFF	TIME OF DAY
1 -	55.159	27.058	1:22.217	86.65	8.301	10:32:14.976
2 -	49.676	26.861	1:16.537	93.08	2.621	10:33:31.513
3 -	49.555	26.220	1:15.775	94.02	1.859	10:34:47.288
4 -	48.701	25.939	1:14.640 (3)	95.45	0.724	10:36:01.928
5 -	49.137	26.037	1:15.174	94.77	1.258	10:37:17.102
6 -	49.771	26.019	1:15.790	94.00	1.874	10:38:32.892
7 -	48.252	25.664	1:13.916 (1)	96.38		10:39:46.808
8 -	48.325	26.214	1:14.539 (2)	95.58	0.623	10:41:01.347

P16 91 C		Sam HIRST		Kawasaki 636 - Team Valley Racing		
IDEAL LAP TIME : 1:13.820		BEST LAP TIME : 1:13.977		DIFFERENCE : 0.157		
LAP	SECTOR 1	SECTOR 2	LAP TIME	MPH	DIFF	TIME OF DAY
1 -	51.536	26.741	1:18.277	91.01	4.300	10:32:04.264
2 -	48.849	26.938	1:15.787	94.00	1.810	10:33:20.051
3 -	48.593	26.177	1:14.770	95.28	0.793	10:34:34.821
4 -	48.845	26.013	1:14.858	95.17	0.881	10:35:49.679
5 -	47.807	26.170	1:13.977 (1)	96.30		10:37:03.656
6 -	48.826	26.417	1:15.243	94.68	1.266	10:38:18.899
7 -	48.417	26.234	1:14.651 (2)	95.43	0.674	10:39:33.550
8 -	48.426	26.301	1:14.727 (3)	95.34	0.750	10:40:48.277
9 -	48.612	26.850	1:15.462	94.41	1.485	10:42:03.739

P17 19 C		Arran HANDS		Triumph DAYTONA 675 - Dura Flue		
IDEAL LAP TIME : 1:14.143		BEST LAP TIME : 1:14.143		DIFFERENCE : 0.000		
LAP	SECTOR 1	SECTOR 2	LAP TIME	MPH	DIFF	TIME OF DAY
1 -	55.645	30.994	1:26.639	82.23	12.496	10:32:43.761
2 -	49.227	26.602	1:15.829 (3)	93.95	1.686	10:33:59.590
3 -	48.858	26.518	1:15.376 (2)	94.52	1.233	10:35:14.966
4 -	54.927	28.606	1:23.533	85.29	9.390	10:36:38.499
5 -	48.237	25.906	1:14.143 (1)	96.09		10:37:52.642
6 -	49.675	IN PIT	1:28.602 P	80.41	14.459	10:39:21.244
7 -	OUTLAP	26.603	1:42.190	69.71	28.047	10:41:03.434

BMCRC - MRO Championships 2023 - Rnd 4 @ Donington Park

DART Motorsport MRO 600 in Clubman 600 & GP2 / EVO

QUALIFYING - SECTOR ANALYSIS



SECTOR 1 = FL to I1, SECTOR 2 = I1 to FL, DIFF = Difference To Personal Best Lap, P = Crossed Finish Line in Pit Lane, D = Time Disallowed

P18 81		Fred McMULLAN		Kawasaki ZX636 - Orwell Motorcycles ipswich			
IDEAL LAP TIME : 1:14.052		BEST LAP TIME : 1:14.190		DIFFERENCE : 0.138			
LAP	SECTOR 1	SECTOR 2	LAP TIME	MPH	DIFF	TIME OF DAY	
1 -	54.147	26.626	1:20.773	88.20	6.583	10:32:09.301	
2 -	49.355	26.246	1:15.601	94.24	1.411	10:33:24.902	
3 -	48.840	25.991	1:14.831 (3)	95.20	0.641	10:34:39.733	
4 -	49.172	26.010	1:15.182	94.76	0.992	10:35:54.915	
5 -	48.911	25.961	1:14.872	95.15	0.682	10:37:09.787	
6 -	50.425	26.538	1:16.963	92.57	2.773	10:38:26.750	
7 -	48.826	25.852	1:14.678 (2)	95.40	0.488	10:39:41.428	
8 -	48.200	25.990	1:14.190 (1)	96.03		10:40:55.618	

P19 5 C		Luke MACRAE		Kawasaki ZX6R - MacRae & Co Racing			
IDEAL LAP TIME : 1:14.300		BEST LAP TIME : 1:14.302		DIFFERENCE : 0.002			
LAP	SECTOR 1	SECTOR 2	LAP TIME	MPH	DIFF	TIME OF DAY	
1 -	50.788	26.589	1:17.377	92.07	3.075	10:32:01.847	
2 -	49.446	26.380	1:15.826	93.96	1.524	10:33:17.673	
3 -	48.585	26.547	1:15.132	94.82	0.830	10:34:32.805	
4 -	49.111	26.178	1:15.289	94.63	0.987	10:35:48.094	
5 -	48.678	26.234	1:14.912 (3)	95.10	0.610	10:37:03.006	
6 -	48.644	25.923	1:14.567 (2)	95.54	0.265	10:38:17.573	
7 -	48.377	25.925	1:14.302 (1)	95.88		10:39:31.875	
8 -	48.948	26.224	1:15.172	94.77	0.870	10:40:47.047	
9 -	49.354	26.574	1:15.928	93.83	1.626	10:42:02.975	

P20 779 C		Terry BRIAN		Yamaha R6 - Two Techs Renault Specialist			
IDEAL LAP TIME : 1:14.250		BEST LAP TIME : 1:14.324		DIFFERENCE : 0.074			
LAP	SECTOR 1	SECTOR 2	LAP TIME	MPH	DIFF	TIME OF DAY	
1 -	56.573	28.448	1:25.021	83.79	10.697	10:32:17.542	
2 -	49.865	26.140	1:16.005	93.73	1.681	10:33:33.547	
3 -	49.009	26.064	1:15.073 (3)	94.90	0.749	10:34:48.620	
4 -	48.186	26.138	1:14.324 (1)	95.85		10:36:02.944	
5 -	48.598	26.179	1:14.777 (2)	95.27	0.453	10:37:17.721	
6 -	49.702	26.400	1:16.102	93.61	1.778	10:38:33.823	
7 -	48.976	26.264	1:15.240	94.69	0.916	10:39:49.063	
8 -	49.133	27.406	1:16.539	93.08	2.215	10:41:05.602	

P21 128		Kelvin HOARE		Yamaha R6 - Southern and Country Roofing Ltd			
IDEAL LAP TIME : 1:14.358		BEST LAP TIME : 1:14.508		DIFFERENCE : 0.150			
LAP	SECTOR 1	SECTOR 2	LAP TIME	MPH	DIFF	TIME OF DAY	
1 -	52.669	26.850	1:19.519	89.59	5.011	10:32:09.721	
2 -	49.120	27.203	1:16.323	93.34	1.815	10:33:26.044	
3 -	48.610	25.991	1:14.601	95.50	0.093	10:34:40.645	
4 -	48.398	26.449	1:14.847	95.18	0.339	10:35:55.492	
5 -	48.520	25.988	1:14.508 (1)	95.62		10:37:10.000	
6 -	48.604	25.960	1:14.564 (2)	95.55	0.056	10:38:24.564	
7 -	48.400	26.165	1:14.565 (3)	95.54	0.057	10:39:39.129	
8 -	48.701	IN PIT	1:19.345 P	89.79	4.837	10:40:58.474	

P22 14 C		Jack MUIR		Kawasaki ZX636 -			
IDEAL LAP TIME : 1:14.530		BEST LAP TIME : 1:14.530		DIFFERENCE : 0.000			
LAP	SECTOR 1	SECTOR 2	LAP TIME	MPH	DIFF	TIME OF DAY	
1 -	52.656	26.906	1:19.562	89.54	5.032	10:32:06.234	
2 -	50.174	26.463	1:16.637	92.96	2.107	10:33:22.871	
3 -	49.120	26.700	1:15.820 (3)	93.96	1.290	10:34:38.691	
4 -	50.851	26.421	1:17.272	92.20	2.742	10:35:55.963	
5 -	49.169	26.678	1:15.847	93.93	1.317	10:37:11.810	
6 -	50.488	26.516	1:17.004	92.52	2.474	10:38:28.814	
7 -	48.576	25.954	1:14.530 (1)	95.59		10:39:43.344	
8 -	49.249	26.193	1:15.442 (2)	94.43	0.912	10:40:58.786	

BMCRC - MRO Championships 2023 - Rnd 4 @ Donington Park

DART Motorsport MRO 600 in Clubman 600 & GP2 / EVO

QUALIFYING - SECTOR ANALYSIS



SECTOR 1 = FL to I1, SECTOR 2 = I1 to FL, DIFF = Difference To Personal Best Lap, P = Crossed Finish Line in Pit Lane, D = Time Disallowed

P23		924 C		Jamie WILSON		Kawasaki ZX6R - Myself	
IDEAL LAP TIME : 1:14.591		BEST LAP TIME : 1:14.591		DIFFERENCE : 0.000			
LAP	SECTOR 1	SECTOR 2	LAP TIME	MPH	DIFF	TIME OF DAY	
1 -	55.212	27.687	1:22.899	85.94	8.308	10:32:15.455	
2 -	51.022	26.570	1:17.592	91.82	3.001	10:33:33.047	
3 -	49.392	26.450	1:15.842	93.94	1.251	10:34:48.889	
4 -	48.831	26.075	1:14.906 (3)	95.11	0.315	10:36:03.795	
5 -	48.595	25.996	1:14.591 (1)	95.51		10:37:18.386	
6 -	49.333	26.420	1:15.753	94.05	1.162	10:38:34.139	
7 -	49.592	26.293	1:15.885	93.88	1.294	10:39:50.024	
8 -	48.799	25.996	1:14.795 (2)	95.25	0.204	10:41:04.819	

P24		30		Lewis JONES		Yamaha R6 - 151 s	
IDEAL LAP TIME : 1:14.663		BEST LAP TIME : 1:14.713		DIFFERENCE : 0.050			
LAP	SECTOR 1	SECTOR 2	LAP TIME	MPH	DIFF	TIME OF DAY	
1 -	52.518	26.845	1:19.363	89.77	4.650	10:32:08.216	
2 -	50.025	26.496	1:16.521	93.10	1.808	10:33:24.737	
3 -	48.647	26.106	1:14.753 (2)	95.30	0.040	10:34:39.490	
4 -	49.138	26.118	1:15.256 (3)	94.67	0.543	10:35:54.746	
5 -	48.557	26.156	1:14.713 (1)	95.36		10:37:09.459	
6 -	56.430	IN PIT	1:28.253 P	80.72	13.540	10:38:37.712	
7 -	OUTLAP	26.560	1:40.788	70.68	26.075	10:40:18.500	
8 -	48.852	26.548	1:15.400	94.49	0.687	10:41:33.900	

P25		2		Andy GILL		Kawasaki ZX6R -	
IDEAL LAP TIME : 1:14.718		BEST LAP TIME : 1:14.718		DIFFERENCE : 0.000			
LAP	SECTOR 1	SECTOR 2	LAP TIME	MPH	DIFF	TIME OF DAY	
1 -	51.846	27.188	1:19.034	90.14	4.316	10:35:14.651	
2 -	50.370	26.694	1:17.064	92.45	2.346	10:36:31.715	
3 -	50.083	26.418	1:16.501 (3)	93.13	1.783	10:37:48.216	
4 -	49.689	27.389	1:17.078	92.43	2.360	10:39:05.294	
5 -	49.210	26.449	1:15.659 (2)	94.16	0.941	10:40:20.953	
6 -	48.714	26.004	1:14.718 (1)	95.35		10:41:35.671	

P26		3 C		Max MACRAE		Yamaha 5EB - MacRae Racing	
IDEAL LAP TIME : 1:14.707		BEST LAP TIME : 1:15.075		DIFFERENCE : 0.368			
LAP	SECTOR 1	SECTOR 2	LAP TIME	MPH	DIFF	TIME OF DAY	
1 -	53.191	27.103	1:20.294	88.73	5.219	10:32:05.436	
2 -	49.724	26.383	1:16.107 (3)	93.61	1.032	10:33:21.543	
3 -	49.653	26.583	1:16.236	93.45	1.161	10:34:37.779	
4 -	48.745	26.330	1:15.075 (1)	94.90		10:35:52.854	
5 -	50.104	26.373	1:16.477	93.16	1.402	10:37:09.331	
6 -	50.531	26.122	1:16.653	92.94	1.578	10:38:25.984	
7 -	49.208	25.962	1:15.170 (2)	94.78	0.095	10:39:41.154	
8 -	50.380	IN PIT	1:21.456 P	87.46	6.381	10:41:02.610	

P27		22 C		Toby TRUNDLE		Yamaha R6 - Harris Motorcycles / A. Harland Race Services	
IDEAL LAP TIME : 1:15.811		BEST LAP TIME : 1:15.811		DIFFERENCE : 0.000			
LAP	SECTOR 1	SECTOR 2	LAP TIME	MPH	DIFF	TIME OF DAY	
1 -	57.407	29.150	1:26.557	82.31	10.746	10:32:24.932	
2 -	51.293	27.357	1:18.650	90.58	2.839	10:33:43.582	
3 -	50.644	IN PIT	1:25.531 P	83.29	9.720	10:35:09.113	
4 -	OUTLAP	26.651	1:32.042	77.40	16.231	10:36:41.155	
5 -	49.320	26.663	1:15.983 (2)	93.76	0.172	10:37:57.138	
6 -	49.250	26.561	1:15.811 (1)	93.97		10:39:12.949	
7 -	49.851	26.704	1:16.555 (3)	93.06	0.744	10:40:29.504	
8 -	50.557	26.780	1:17.337	92.12	1.526	10:41:46.841	

BMCRC - MRO Championships 2023 - Rnd 4 @ Donington Park

DART Motorsport MRO 600 in Clubman 600 & GP2 / EVO

QUALIFYING - SECTOR ANALYSIS



SECTOR 1 = FL to I1, SECTOR 2 = I1 to FL, DIFF = Difference To Personal Best Lap, P = Crossed Finish Line in Pit Lane, D = Time Disallowed

P28 92 C		Tommi CALDWELL		Yamaha R6 - Dart Motorsport			
IDEAL LAP TIME : 1:16.011		BEST LAP TIME : 1:16.067		DIFFERENCE : 0.056			
LAP	SECTOR 1	SECTOR 2	LAP TIME	MPH	DIFF	TIME OF DAY	
1 -	53.640	27.675	1:21.315	87.61	5.248	10:32:10.809	
2 -	50.933	26.980	1:17.913	91.44	1.846	10:33:28.722	
3 -	49.381	26.686	1:16.067 (1)	93.66		10:34:44.789	
4 -	49.580	26.962	1:16.542	93.08	0.475	10:36:01.331	
5 -	49.325	26.847	1:16.172 (3)	93.53	0.105	10:37:17.503	
6 -	49.722	27.273	1:16.995	92.53	0.928	10:38:34.498	
7 -	50.020	27.693	1:17.713	91.67	1.646	10:39:52.211	
8 -	49.347	26.763	1:16.110 (2)	93.60	0.043	10:41:08.321	

P29 72		Nick BARNES		Yamaha R6 - Park Electric			
IDEAL LAP TIME : 1:16.070		BEST LAP TIME : 1:16.213		DIFFERENCE : 0.143			
LAP	SECTOR 1	SECTOR 2	LAP TIME	MPH	DIFF	TIME OF DAY	
1 -	56.662	28.550	1:25.212	83.61	8.999	10:32:21.935	
2 -	52.132	27.315	1:19.447	89.67	3.234	10:33:41.382	
3 -	52.732	28.428	1:21.160	87.78	4.947	10:35:02.542	
4 -	52.320	27.166	1:19.486	89.63	3.273	10:36:22.028	
5 -	51.424	26.995	1:18.419	90.85	2.206	10:37:40.447	
6 -	49.648	27.803	1:17.451 (3)	91.98	1.238	10:38:57.898	
7 -	49.901	26.772	1:16.673 (2)	92.92	0.460	10:40:14.571	
8 -	49.791	26.422	1:16.213 (1)	93.48		10:41:30.784	

P30 100		Craig HOWTON		Kawasaki ZX6R - ME			
IDEAL LAP TIME : 1:16.739		BEST LAP TIME : 1:16.786		DIFFERENCE : 0.047			
LAP	SECTOR 1	SECTOR 2	LAP TIME	MPH	DIFF	TIME OF DAY	
1 -	52.891	27.152	1:20.043	89.01	3.257	10:32:07.379	
2 -	50.878	27.494	1:18.372	90.90	1.586	10:33:25.751	
3 -	50.099	26.687	1:16.786 (1)	92.78		10:34:42.537	
4 -	50.052	26.777	1:16.829 (2)	92.73	0.043	10:35:59.366	
5 -	50.186	27.072	1:17.258	92.21	0.472	10:37:16.624	
6 -	50.121	26.727	1:16.848 (3)	92.71	0.062	10:38:33.472	
7 -	50.406	26.881	1:17.287	92.18	0.501	10:39:50.759	
8 -	50.066	27.024	1:17.090	92.41	0.304	10:41:07.849	

P31 48 C		Max HALL		Yamaha R6 - Hall's Carpentry Bristol & Bath			
IDEAL LAP TIME : 1:16.634		BEST LAP TIME : 1:16.810		DIFFERENCE : 0.176			
LAP	SECTOR 1	SECTOR 2	LAP TIME	MPH	DIFF	TIME OF DAY	
1 -	56.932	28.145	1:25.077	83.74	8.267	10:32:18.985	
2 -	52.536	27.967	1:20.503	88.50	3.693	10:33:39.488	
3 -	53.444	27.685	1:21.129	87.81	4.319	10:35:00.617	
4 -	51.308	26.814	1:18.122	91.19	1.312	10:36:18.739	
5 -	50.884	26.940	1:17.824 (3)	91.54	1.014	10:37:36.563	
6 -	50.805	27.225	1:18.030	91.30	1.220	10:38:54.593	
7 -	50.518	26.725	1:17.243 (2)	92.23	0.433	10:40:11.836	
8 -	49.909	26.901	1:16.810 (1)	92.75		10:41:28.646	

P32 32		James ROBINSON		Yamaha R6 - claire palastanga ceramics			
IDEAL LAP TIME : 1:16.911		BEST LAP TIME : 1:17.094		DIFFERENCE : 0.183			
LAP	SECTOR 1	SECTOR 2	LAP TIME	MPH	DIFF	TIME OF DAY	
1 -	56.610	28.619	1:25.229	83.59	8.135	10:32:18.299	
2 -	52.225	28.134	1:20.359	88.66	3.265	10:33:38.658	
3 -	53.677	27.873	1:21.550	87.36	4.456	10:35:00.208	
4 -	51.005	26.843	1:17.848 (3)	91.51	0.754	10:36:18.056	
5 -	50.715	26.628	1:17.343 (2)	92.11	0.249	10:37:35.399	
6 -	50.283	26.811	1:17.094 (1)	92.41		10:38:52.493	
7 -	50.661	27.190	1:17.851	91.51	0.757	10:40:10.344	
8 -	51.150	31.076	1:22.226	86.64	5.132	10:41:32.570	

BMCRC - MRO Championships 2023 - Rnd 4 @ Donington Park

DART Motorsport MRO 600 in Clubman 600 & GP2 / EVO

QUALIFYING - SECTOR ANALYSIS



SECTOR 1 = FL to I1, SECTOR 2 = I1 to FL, DIFF = Difference To Personal Best Lap, P = Crossed Finish Line in Pit Lane, D = Time Disallowed

P33 68 C		Neville OTTER		Kawasaki ZX6R - Spice Boy Racing			
IDEAL LAP TIME : 1:17.151		BEST LAP TIME : 1:17.175		DIFFERENCE : 0.024			
LAP	SECTOR 1	SECTOR 2	LAP TIME	MPH	DIFF	TIME OF DAY	
1 -	58.180	29.414	1:27.594	81.33	10.419	10:32:18.850	
2 -	52.846	28.289	1:21.135	87.81	3.960	10:33:39.985	
3 -	52.558	27.599	1:20.157	88.88	2.982	10:35:00.142	
4 -	50.682	27.000	1:17.682 (3)	91.71	0.507	10:36:17.824	
5 -	51.400	27.132	1:18.532	90.72	1.357	10:37:36.356	
6 -	51.258	27.837	1:19.095	90.07	1.920	10:38:55.451	
7 -	50.208	27.240	1:17.448 (2)	91.99	0.273	10:40:12.899	
8 -	50.151	27.024	1:17.175 (1)	92.31		10:41:30.074	

P34 85 C		Sam GREEN		Yamaha R6 -			
IDEAL LAP TIME : 1:17.282		BEST LAP TIME : 1:17.282		DIFFERENCE : 0.000			
LAP	SECTOR 1	SECTOR 2	LAP TIME	MPH	DIFF	TIME OF DAY	
1 -	OUTLAP	28.979	1:48.159	65.87	30.877	10:34:31.100	
2 -	53.138	28.011	1:21.149	87.79	3.867	10:35:52.249	
3 -	51.795	27.507	1:19.302	89.84	2.020	10:37:11.551	
4 -	50.510	27.237	1:17.747 (3)	91.63	0.465	10:38:29.298	
5 -	50.637	26.964	1:17.601 (2)	91.81	0.319	10:39:46.899	
6 -	50.434	26.848	1:17.282 (1)	92.19		10:41:04.181	

P35 333 C		Adam PERKS		Triumph 675 - J&K Ross			
IDEAL LAP TIME : 1:17.401		BEST LAP TIME : 1:17.401		DIFFERENCE : 0.000			
LAP	SECTOR 1	SECTOR 2	LAP TIME	MPH	DIFF	TIME OF DAY	
1 -	56.994	28.860	1:25.854	82.98	8.453	10:32:20.806	
2 -	52.147	27.472	1:19.619	89.48	2.218	10:33:40.425	
3 -	53.404	29.231	1:22.635	86.21	5.234	10:35:03.060	
4 -	55.157	29.667	1:24.824	83.99	7.423	10:36:27.884	
5 -	51.054	27.252	1:18.306 (3)	90.98	0.905	10:37:46.190	
6 -	50.914	28.662	1:19.576	89.53	2.175	10:39:05.766	
7 -	50.592	26.934	1:17.526 (2)	91.90	0.125	10:40:23.292	
8 -	50.540	26.861	1:17.401 (1)	92.04		10:41:40.693	

P36 129 C		David JAMES		Yamaha R6 -			
IDEAL LAP TIME : 1:16.975		BEST LAP TIME : 1:17.441		DIFFERENCE : 0.466			
LAP	SECTOR 1	SECTOR 2	LAP TIME	MPH	DIFF	TIME OF DAY	
1 -	56.332	28.075	1:24.407	84.40	6.966	10:32:12.798	
2 -	51.295	27.343	1:18.638	90.60	1.197	10:33:31.436	
3 -	51.277	26.985	1:18.262	91.03	0.821	10:34:49.698	
4 -	50.922	27.041	1:17.963	91.38	0.522	10:36:07.661	
5 -	50.553	27.108	1:17.661 (3)	91.74	0.220	10:37:25.322	
6 -	50.350	27.091	1:17.441 (1)	92.00		10:38:42.763	
7 -	49.990	27.670	1:17.660 (2)	91.74	0.219	10:40:00.423	
8 -	54.008	IN PIT	1:31.853 P	77.56	14.412	10:41:32.276	

P37 58 C		Paul NICHOLAS		Yamaha YZF R6 - BWT SOUTHERN/ Geoff			
IDEAL LAP TIME : 1:17.491		BEST LAP TIME : 1:17.654		DIFFERENCE : 0.163			
LAP	SECTOR 1	SECTOR 2	LAP TIME	MPH	DIFF	TIME OF DAY	
1 -	55.586	28.395	1:23.981	84.83	6.327	10:32:21.263	
2 -	52.392	27.450	1:19.842	89.23	2.188	10:33:41.105	
3 -	52.590	28.534	1:21.124	87.82	3.470	10:35:02.229	
4 -	52.161	27.040	1:19.201	89.95	1.547	10:36:21.430	
5 -	51.570	27.417	1:18.987	90.20	1.333	10:37:40.417	
6 -	50.626	28.024	1:18.650 (3)	90.58	0.996	10:38:59.067	
7 -	50.451	27.730	1:18.181 (2)	91.13	0.527	10:40:17.248	
8 -	50.496	27.158	1:17.654 (1)	91.74		10:41:34.902	

BMCRC - MRO Championships 2023 - Rnd 4 @ Donington Park

DART Motorsport MRO 600 in Clubman 600 & GP2 / EVO

QUALIFYING - SECTOR ANALYSIS



SECTOR 1 = FL to I1, SECTOR 2 = I1 to FL, DIFF = Difference To Personal Best Lap, P = Crossed Finish Line in Pit Lane, D = Time Disallowed

P38 65		Ian SOILLEUX		Kawasaki ZX6 - BDRacing			
IDEAL LAP TIME : 1:20.049		BEST LAP TIME : 1:20.098		DIFFERENCE : 0.049			
LAP	SECTOR 1	SECTOR 2	LAP TIME	MPH	DIFF	TIME OF DAY	
1 -	56.150	28.554	1:24.704	84.11	4.606	10:32:15.009	
2 -	53.161	30.369	1:23.530	85.29	3.432	10:33:38.539	
3 -	53.496	28.449	1:21.945 (3)	86.94	1.847	10:35:00.484	
4 -	52.655	27.443	1:20.098 (1)	88.94		10:36:20.582	
5 -	52.606	27.762	1:20.368 (2)	88.65	0.270	10:37:40.950	
6 -	54.638	IN PIT	1:31.114 P	78.19	11.016	10:39:12.064	

P39 27 C		Timothy PETTS		Triumph DAYTONA 675 - Norfolk Triumph Racing Team			
IDEAL LAP TIME : 1:20.453		BEST LAP TIME : 1:20.453		DIFFERENCE : 0.000			
LAP	SECTOR 1	SECTOR 2	LAP TIME	MPH	DIFF	TIME OF DAY	
1 -	56.710	28.931	1:25.641	83.19	5.188	10:32:16.869	
2 -	53.384	28.609	1:21.993	86.89	1.540	10:33:38.862	
3 -	54.629	28.316	1:22.945	85.89	2.492	10:35:01.807	
4 -	52.806	28.076	1:20.882 (2)	88.08	0.429	10:36:22.689	
5 -	52.928	28.314	1:21.242 (3)	87.69	0.789	10:37:43.931	
6 -	53.014	28.659	1:21.673	87.23	1.220	10:39:05.604	
7 -	52.536	27.917	1:20.453 (1)	88.55		10:40:26.057	
8 -	53.933	IN PIT	1:27.895 P	81.05	7.442	10:41:53.952	

BMCRC - MRO Championships 2023 - Rnd 4 @ Donington Park

DART Motorsport MRO 600 in Clubman 600 & GP2 / EVO

QUALIFYING - BEST SECTORS

SECTOR 1			SECTOR 2			IDEAL / BEST COMPARISON						
POS	NO	NAME	TIME	NO	NAME	TIME	POS	NO	NAME	IDEAL	BEST	DIFF
									PERFECT LAP	1:10.957		
1	226	HARTGROVE	45.960	40	ROSS	24.997	1	226	HARTGROVE	1:11.155	1:11.155	0.000
2	40	ROSS	46.838	226	HARTGROVE	25.195	2	40	ROSS	1:11.835	1:11.838	0.003
3	137	BULL	46.963	137	BULL	25.310	3	137	BULL	1:12.273	1:12.273	0.000
4	36	FOWLE	46.986	49	WALLINGTON	25.329	4	661	HARRIS	1:12.405	1:12.583	0.178
5	661	HARRIS	46.998	661	HARRIS	25.407	5	49	WALLINGTON	1:12.449	1:12.514	0.065
6	45	MARSH	47.059	134	GILBERT	25.409	6	36	FOWLE	1:12.524	1:12.524	0.000
7	49	WALLINGTON	47.120	29	SHEPPHARD	25.452	7	45	MARSH	1:12.668	1:12.759	0.091
8	80	CREASEY	47.176	80	CREASEY	25.499	8	80	CREASEY	1:12.675	1:12.675	0.000
9	134	GILBERT	47.375	36	FOWLE	25.538	9	134	GILBERT	1:12.784	1:13.360	0.576
10	87	POVAH	47.383	87	POVAH	25.547	10	87	POVAH	1:12.930	1:13.178	0.248
11	411	LEATHERLAND	47.402	45	MARSH	25.609	11	29	SHEPPHARD	1:13.152	1:13.297	0.145
12	29	SHEPPHARD	47.700	51	CLARKE	25.662	12	411	LEATHERLAND	1:13.215	1:13.215	0.000
13	91	HIRST	47.807	39	MONK	25.664	13	51	CLARKE	1:13.561	1:13.902	0.341
14	51	CLARKE	47.899	411	LEATHERLAND	25.813	14	91	HIRST	1:13.820	1:13.977	0.157
15	779	BRIAN	48.186	81	McMULLAN	25.852	15	39	MONK	1:13.916	1:13.916	0.000
16	81	McMULLAN	48.200	19	HANDS	25.906	16	81	McMULLAN	1:14.052	1:14.190	0.138
17	19	HANDS	48.237	5	MACRAE	25.923	17	19	HANDS	1:14.143	1:14.143	0.000
18	39	MONK	48.252	14	MUIR	25.954	18	779	BRIAN	1:14.250	1:14.324	0.074
19	5	MACRAE	48.377	128	HOARE	25.960	19	5	MACRAE	1:14.300	1:14.302	0.002
20	128	HOARE	48.398	3	MACRAE	25.962	20	128	HOARE	1:14.358	1:14.508	0.150
21	30	JONES	48.557	924	WILSON	25.996	21	14	MUIR	1:14.530	1:14.530	0.000
22	14	MUIR	48.576	2	GILL	26.004	22	924	WILSON	1:14.591	1:14.591	0.000
23	924	WILSON	48.595	91	HIRST	26.013	23	30	JONES	1:14.663	1:14.713	0.050
24	2	GILL	48.714	779	BRIAN	26.064	24	3	MACRAE	1:14.707	1:15.075	0.368
25	3	MACRAE	48.745	30	JONES	26.106	25	2	GILL	1:14.718	1:14.718	0.000
26	22	TRUNDLE	49.250	72	BARNES	26.422	26	22	TRUNDLE	1:15.811	1:15.811	0.000
27	92	CALDWELL	49.325	22	TRUNDLE	26.561	27	92	CALDWELL	1:16.011	1:16.067	0.056
28	72	BARNES	49.648	32	ROBINSON	26.628	28	72	BARNES	1:16.070	1:16.213	0.143
29	48	HALL	49.909	92	CALDWELL	26.686	29	48	HALL	1:16.634	1:16.810	0.176
30	129	JAMES	49.990	100	HOWTON	26.687	30	100	HOWTON	1:16.739	1:16.786	0.047
31	100	HOWTON	50.052	48	HALL	26.725	31	32	ROBINSON	1:16.911	1:17.094	0.183
32	68	OTTER	50.151	85	GREEN	26.848	32	129	JAMES	1:16.975	1:17.441	0.466
33	32	ROBINSON	50.283	333	PERKS	26.861	33	68	OTTER	1:17.151	1:17.175	0.024
34	85	GREEN	50.434	129	JAMES	26.985	34	85	GREEN	1:17.282	1:17.282	0.000
35	58	NICHOLAS	50.451	68	OTTER	27.000	35	333	PERKS	1:17.401	1:17.401	0.000
36	333	PERKS	50.540	58	NICHOLAS	27.040	36	58	NICHOLAS	1:17.491	1:17.654	0.163
37	27	PETTS	52.536	65	SOILLEUX	27.443	37	65	SOILLEUX	1:20.049	1:20.098	0.049
38	65	SOILLEUX	52.606	27	PETTS	27.917	38	27	PETTS	1:20.453	1:20.453	0.000
39							39	71	MACRAE		1:13.754	

BMCRC - MRO Championships 2023 - Rnd 4 @ Donington Park

DART Motorsport MRO 600 in Clubman 600 & GP2 / EVO

QUALIFYING - STATISTICS

Competitors Started 39
Planned Start 2023-06-03 @ 10:45:00.000
Actual Start 2023-06-03 @ 10:30:31.822
Finish Time 2023-06-03 @ 10:40:49.261
Track Length 1.9790mi.
Total Laps 313
Total Distance Covered 619.4480mi.

Session Fastest Lap History

NO	CL	NAME	LAP TIME	TIME OF DAY	LAP	VEHICLE
226		Adam HARTGROVE	1:14.428	10:31:57.801	1	Yamaha R6
226		Adam HARTGROVE	1:12.198	10:33:09.999	2	Yamaha R6
226		Adam HARTGROVE	1:12.019	10:34:22.018	3	Yamaha R6
226		Adam HARTGROVE	1:11.594	10:35:33.611	4	Yamaha R6
226		Adam HARTGROVE	1:11.155	10:36:44.767	5	Yamaha R6

Flag History

TYPE	TIME OF DAY
GREEN	10:30:31.822
FINISH	10:40:49.261

Flag Statistics

TYPE	COUNT	TOTAL LAPS	TOTAL TIME
Green	1	9	11:55.986
Red	0	0	0.000
Safety Car	0	0	0.000
FCY	0	0	0.000

BMCRC - MRO Championships 2023 - Rnd 4 @ Donington Park

DART Motorsport MRO 600 in Clubman 600 & GP2 / EVO

QUALIFYING - STATISTICS

CLASS :

17 Starters

Fastest Lap History

NO	NAME	LAP TIME	TIME OF DAY	LAP	VEHICLE
226	Adam HARTGROVE	1:14.428	10:31:57.801	1	Yamaha R6
226	Adam HARTGROVE	1:12.198	10:33:09.999	2	Yamaha R6
226	Adam HARTGROVE	1:12.019	10:34:22.018	3	Yamaha R6
226	Adam HARTGROVE	1:11.594	10:35:33.611	4	Yamaha R6
226	Adam HARTGROVE	1:11.155	10:36:44.767	5	Yamaha R6

BMCRC - MRO Championships 2023 - Rnd 4 @ Donington Park

DART Motorsport MRO 600 in Clubman 600 & GP2 / EVO

QUALIFYING - STATISTICS

CLASS : C

19 Starters

Fastest Lap History

NO	NAME	LAP TIME	TIME OF DAY	LAP	VEHICLE
5	Luke MACRAE	1:17.377	10:32:01.850	1	Kawasaki ZX6R
29	Michael SHEPPHARD	1:17.199	10:32:02.319	1	Kawasaki ZX6R
5	Luke MACRAE	1:15.826	10:33:17.675	2	Kawasaki ZX6R
91	Sam HIRST	1:15.787	10:33:20.072	2	Kawasaki 636
40	Henry ROSS	1:13.627	10:33:44.325	2	Yamaha R6
40	Henry ROSS	1:11.923	10:37:28.129	5	Yamaha R6
40	Henry ROSS	1:11.838	10:38:39.968	6	Yamaha R6

BMCRC - MRO Championships 2023 - Rnd 4 @ Donington Park

DART Motorsport MRO 600 in Clubman 600 & GP2 / EVO

QUALIFYING - STATISTICS

CLASS : EVO

3 Starters

Fastest Lap History

NO	NAME	LAP TIME	TIME OF DAY	LAP	VEHICLE
49	Luke WALLINGTON	1:16.272	10:32:02.627	1	Triumph 765
49	Luke WALLINGTON	1:14.621	10:33:17.248	2	Triumph 765
49	Luke WALLINGTON	1:13.635	10:34:30.881	3	Triumph 765
49	Luke WALLINGTON	1:12.565	10:35:43.447	4	Triumph 765
49	Luke WALLINGTON	1:12.514	10:38:08.988	6	Triumph 765

BMCRC - MRO Championships 2023 - Rnd 4 @ Donington Park



DART Motorsport MRO 600 in Clubman 600 & GP2 / EVO

RACE 8 - GRID (7 Laps)

ROW 13	39	1:20.453	27	Timothy PETTS	38	1:20.098	65	Ian SOILLEUX	37	1:17.654	58	Paul NICHOLAS
ROW 12	36	1:17.441	129	David JAMES	35	1:17.401	333	Adam PERKS	34	1:17.282	85	Sam GREEN
ROW 11	33	1:17.175	68	Neville OTTER	32	1:17.094	32	James ROBINSON	31	1:16.810	48	Max HALL
ROW 10	30	1:16.786	100	Craig HOWTON	29	1:16.213	72	Nick BARNES	28	1:16.067	92	Tommi CALDWELL
ROW 9	27	1:15.811	22	Toby TRUNDLE	26	1:15.075	3	Max MACRAE	25	1:14.718	2	Andy GILL
ROW 8	24	1:14.713	30	Lewis JONES	23	1:14.591	924	Jamie WILSON	22	1:14.530	14	Jack MUIR
ROW 7	21	1:14.508	128	Kelvin HOARE	20	1:14.324	779	Terry BRIAN	19	1:14.302	5	Luke MACRAE
ROW 6	18	1:14.190	81	Fred McMULLAN	17	1:14.143	19	Arran HANDS	16	1:13.977	91	Sam HIRST
ROW 5	15	1:13.916	39	Aaron MONK	14	1:13.902	51	Ross CLARKE	13	1:13.754	71	Oliver MACRAE
ROW 4	12	1:13.360	134	Don GILBERT	11	1:13.297	29	Michael SHEPPHARD	10	1:13.215	411	Lynden LEATHERLAND
ROW 3	9	1:13.178	87	Keith POVAH	8	1:12.759	45	Jake MARSH	7	1:12.675	80	Morgan CREASEY
ROW 2	6	1:12.583	661	Cameron HARRIS	5	1:12.524	36	Harry FOWLE	4	1:12.514	49	Luke WALLINGTON
ROW 1	3	1:12.273	137	James BULL	2	1:11.838	40	Henry ROSS	1	1:11.155	226	Adam HARTGROVE
Pole												

Donington Park National: 1.9790 miles

These results are provisional until the conclusion of any judicial and technical matters.

Clerk Of Course :	Stewards :	Timekeeper : Richard Evans
-------------------	------------	----------------------------

Results can be found at www.tsl-timing.com

Printed - 10:44 Saturday, 03 June 2023



BMCRC - MRO Championships 2023 - Rnd 4 @ Donington Park

DART Motorsport MRO 600 in Clubman 600 & GP2 / EVO

RACE 8 - POSITION CHART

No	Name	Lap Pos	Lap						
			1	2	3	4	5	6	7
226	HARTGROVE	1	137	226	226	226	226	226	226
40	ROSS	2	226	137	137	137	137	137	137
137	BULL	3	661	49	49	49	49	49	49
49	WALLINGTON	4	49	36	36	36	40	40	36
36	FOWLE	5	36	661	40	40	36	36	40
661	HARRIS	6	40	40	661	661	661	661	661
80	CREASEY	7	87	45	45	45	45	45	134
45	MARSH	8	45	87	87	134	134	134	45
87	POVAH	9	80	80	80	87	80	411	411
411	LEATHERLAND	10	134	134	134	80	411	80	80
29	SHEPPHARD	11	71	71	71	411	71	71	71
134	GILBERT	12	411	411	411	71	30	30	30
71	MACRAE	13	5	5	5	30	128	128	39
51	CLARKE	14	29	30	30	5	5	5	128
39	MONK	15	39	29	128	128	39	39	51
91	HIRST	16	91	39	29	29	29	81	81
19	HANDS	17	128	128	39	39	81	51	5
81	McMULLAN	18	30	81	81	81	51	91	91
5	MACRAE	19	51	91	51	51	91	779	779
779	BRIAN	20	81	51	91	91	779	29	29
128	HOARE	21	779	779	779	779	3	19	19
14	MUIR	22	19	19	3	3	19	3	3
924	WILSON	23	3	3	19	19	2	2	2
30	JONES	24	14	14	14	14	924	924	924
2	GILL	25	22	22	32	2	14	14	14
3	MACRAE	26	2	2	2	924	22	92	92
22	TRUNDLE	27	32	32	22	22	92	22	32
92	CALDWELL	28	100	92	924	32	32	32	22
72	BARNES	29	92	924	92	92	100	85	85
100	HOWTON	30	85	100	100	100	85	100	72
48	HALL	31	68	85	85	85	72	72	100
32	ROBINSON	32	924	68	68	68	68	68	68
68	OTTER	33	58	58	72	72	58	58	58
85	GREEN	34	72	72	333	333	333	129	129
333	PERKS	35	333	333	129	58	129	333	333
129	JAMES	36	129	129	58	129	48	48	48
58	NICHOLAS	37	27	65	48	48	65	65	65
65	SOILLEUX	38	65	48	65	65	27	27	27
27	PETTS	39	48	27	27	27			

BMCRC - MRO Championships 2023 - Rnd 4 @ Donington Park

DART Motorsport MRO 600 in Clubman 600 & GP2 / EVO

RACE 8 - SECTOR ANALYSIS



SECTOR 1 = FL to I1, SECTOR 2 = I1 to FL, DIFF = Difference To Personal Best Lap, P = Crossed Finish Line in Pit Lane, D = Time Disallowed

P1 226 Adam HARTGROVE		Yamaha R6 - Adam Hartgrove Racing				
IDEAL LAP TIME : 1:10.579		BEST LAP TIME : 1:10.778		DIFFERENCE : 0.199		
LAP	SECTOR 1	SECTOR 2	LAP TIME	MPH	DIFF	TIME OF DAY
1 -		25.317	1:15.774	94.02	4.996	14:14:55.709
2 -	46.325	24.915	1:11.240	100.00	0.462	14:16:06.949
3 -	46.476	24.833	1:11.309	99.91	0.531	14:17:18.258
4 -	46.112	24.915	1:11.027 (3)	100.30	0.249	14:18:29.285
5 -	45.820	25.012	1:10.832 (2)	100.58	0.054	14:19:40.117
6 -	46.362	24.759	1:11.121	100.17	0.343	14:20:51.238
7 -	45.970	24.808	1:10.778 (1)	100.66		14:22:02.016

P2 137 James BULL		Yamaha R6 -				
IDEAL LAP TIME : 1:10.496		BEST LAP TIME : 1:10.637		DIFFERENCE : 0.141		
LAP	SECTOR 1	SECTOR 2	LAP TIME	MPH	DIFF	TIME OF DAY
1 -		25.397	1:15.692	94.12	5.055	14:14:55.627
2 -	46.702	25.154	1:11.856	99.15	1.219	14:16:07.483
3 -	46.197	25.170	1:11.367	99.83	0.730	14:17:18.850
4 -	45.751	25.198	1:10.949 (3)	100.41	0.312	14:18:29.799
5 -	45.749	24.965	1:10.714 (2)	100.75	0.077	14:19:40.513
6 -	46.327	24.890	1:11.217	100.04	0.580	14:20:51.730
7 -	45.890	24.747	1:10.637 (1)	100.86		14:22:02.367

P3 49 EVO Luke WALLINGTON		Triumph 765 - Elmech Racing				
IDEAL LAP TIME : 1:10.796		BEST LAP TIME : 1:10.807		DIFFERENCE : 0.011		
LAP	SECTOR 1	SECTOR 2	LAP TIME	MPH	DIFF	TIME OF DAY
1 -		25.360	1:16.946	92.59	6.139	14:14:56.881
2 -	46.680	25.355	1:12.035	98.90	1.228	14:16:08.916
3 -	46.139	25.131	1:11.270	99.96	0.463	14:17:20.186
4 -	45.941	25.202	1:11.143 (3)	100.14	0.336	14:18:31.329
5 -	45.702	25.105	1:10.807 (1)	100.62		14:19:42.136
6 -	46.282	25.130	1:11.412	99.76	0.605	14:20:53.548
7 -	45.890	25.094	1:10.984 (2)	100.36	0.177	14:22:04.532

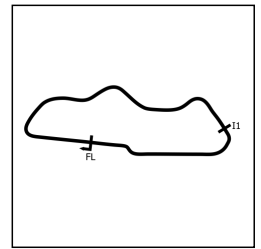
P4 36 Harry FOWLE		Yamaha R6 - HF Refinishing Racing				
IDEAL LAP TIME : 1:11.891		BEST LAP TIME : 1:12.000		DIFFERENCE : 0.109		
LAP	SECTOR 1	SECTOR 2	LAP TIME	MPH	DIFF	TIME OF DAY
1 -		25.501	1:17.247	92.23	5.247	14:14:57.182
2 -	47.000	25.177	1:12.177	98.71	0.177	14:16:09.359
3 -	46.714	25.286	1:12.000 (1)	98.95		14:17:21.359
4 -	46.732	25.440	1:12.172 (3)	98.71	0.172	14:18:33.531
5 -	47.208	25.755	1:12.963	97.64	0.963	14:19:46.494
6 -	47.277	25.208	1:12.485	98.29	0.485	14:20:58.979
7 -	46.755	25.358	1:12.113 (2)	98.79	0.113	14:22:11.092

P5 40 C Henry ROSS		Yamaha R6 -				
IDEAL LAP TIME : 1:11.600		BEST LAP TIME : 1:11.668		DIFFERENCE : 0.068		
LAP	SECTOR 1	SECTOR 2	LAP TIME	MPH	DIFF	TIME OF DAY
1 -		25.425	1:17.459	91.97	5.791	14:14:57.394
2 -	47.221	25.685	1:12.906	97.72	1.238	14:16:10.300
3 -	47.117	25.308	1:12.425 (3)	98.37	0.757	14:17:22.725
4 -	46.927	24.904	1:11.831 (2)	99.18	0.163	14:18:34.556
5 -	46.696	24.972	1:11.668 (1)	99.41		14:19:46.224
6 -	47.243	25.204	1:12.447	98.34	0.779	14:20:58.671
7 -	47.384	25.484	1:12.868	97.77	1.200	14:22:11.539

BMCRC - MRO Championships 2023 - Rnd 4 @ Donington Park

DART Motorsport MRO 600 in Clubman 600 & GP2 / EVO

RACE 8 - SECTOR ANALYSIS



SECTOR 1 = FL to I1, SECTOR 2 = I1 to FL, DIFF = Difference To Personal Best Lap, P = Crossed Finish Line in Pit Lane, D = Time Disallowed

P6 661 EVO		Cameron HARRIS		Triumph 675R - Harris / Tony Scott Motorsport		
IDEAL LAP TIME : 1:12.397		BEST LAP TIME : 1:12.479		DIFFERENCE : 0.082		
LAP	SECTOR 1	SECTOR 2	LAP TIME	MPH	DIFF	TIME OF DAY
1 -		25.397	1:16.801	92.76	4.322	14:14:56.736
2 -	47.717	25.444	1:13.161	97.38	0.682	14:16:09.897
3 -	47.344	25.744	1:13.088	97.48	0.609	14:17:22.985
4 -	47.177	25.348	1:12.525 (2)	98.23	0.046	14:18:35.510
5 -	47.049	25.430	1:12.479 (1)	98.29		14:19:47.989
6 -	47.253	25.409	1:12.662 (3)	98.05	0.183	14:21:00.651
7 -	47.270	25.715	1:12.985	97.61	0.506	14:22:13.636

P7 134		Don GILBERT		Kawasaki -		
IDEAL LAP TIME : 1:11.927		BEST LAP TIME : 1:12.006		DIFFERENCE : 0.079		
LAP	SECTOR 1	SECTOR 2	LAP TIME	MPH	DIFF	TIME OF DAY
1 -		25.494	1:18.700	90.52	6.694	14:14:58.635
2 -	47.785	25.205	1:12.990	97.61	0.984	14:16:11.625
3 -	47.533	25.450	1:12.983	97.62	0.977	14:17:24.608
4 -	47.581	25.126	1:12.707	97.99	0.701	14:18:37.315
5 -	47.179	25.019	1:12.198 (2)	98.68	0.192	14:19:49.513
6 -	46.938	25.068	1:12.006 (1)	98.94		14:21:01.519
7 -	46.908	25.312	1:12.220 (3)	98.65	0.214	14:22:13.739

P8 411		Lynden LEATHERLAND		Yamaha R6 - GL fabrications		
IDEAL LAP TIME : 1:12.170		BEST LAP TIME : 1:12.196		DIFFERENCE : 0.026		
LAP	SECTOR 1	SECTOR 2	LAP TIME	MPH	DIFF	TIME OF DAY
1 -		25.794	1:19.594	89.51	7.398	14:14:59.529
2 -	47.564	25.679	1:13.243	97.27	1.047	14:16:12.772
3 -	47.508	25.558	1:13.066	97.50	0.870	14:17:25.838
4 -	46.917	25.470	1:12.387 (2)	98.42	0.191	14:18:38.225
5 -	48.389	25.522	1:13.911	96.39	1.715	14:19:52.136
6 -	46.943	25.253	1:12.196 (1)	98.68		14:21:04.332
7 -	47.135	25.632	1:12.767 (3)	97.91	0.571	14:22:17.099

P9 80		Morgan CREASEY		Yamaha R6 - Warics Ltd		
IDEAL LAP TIME : 1:12.777		BEST LAP TIME : 1:12.838		DIFFERENCE : 0.061		
LAP	SECTOR 1	SECTOR 2	LAP TIME	MPH	DIFF	TIME OF DAY
1 -		25.561	1:18.547	90.70	5.709	14:14:58.482
2 -	47.570	25.458	1:13.028 (2)	97.56	0.190	14:16:11.510
3 -	47.416	25.643	1:13.059 (3)	97.51	0.221	14:17:24.569
4 -	48.032	25.363	1:13.395	97.07	0.557	14:18:37.964
5 -	48.506	25.555	1:14.061	96.19	1.223	14:19:52.025
6 -	47.477	25.361	1:12.838 (1)	97.81		14:21:04.863
7 -	47.632	25.948	1:13.580	96.82	0.742	14:22:18.443

P10 71		Oliver MACRAE		- Gorilla Racing		
IDEAL LAP TIME : 1:12.909		BEST LAP TIME : 1:12.909		DIFFERENCE : 0.000		
LAP	SECTOR 1	SECTOR 2	LAP TIME	MPH	DIFF	TIME OF DAY
1 -		25.693	1:19.222	89.93	6.313	14:14:59.157
2 -	47.745	25.637	1:13.382 (3)	97.08	0.473	14:16:12.539
3 -	47.586	25.323	1:12.909 (1)	97.71		14:17:25.448
4 -	47.878	25.431	1:13.309 (2)	97.18	0.400	14:18:38.757
5 -	48.099	25.712	1:13.811	96.52	0.902	14:19:52.568
6 -	47.951	25.674	1:13.625	96.76	0.716	14:21:06.193
7 -	48.185	25.652	1:13.837	96.49	0.928	14:22:20.030

BMCRC - MRO Championships 2023 - Rnd 4 @ Donington Park

DART Motorsport MRO 600 in Clubman 600 & GP2 / EVO

RACE 8 - SECTOR ANALYSIS



SECTOR 1 = FL to I1, SECTOR 2 = I1 to FL, DIFF = Difference To Personal Best Lap, P = Crossed Finish Line in Pit Lane, D = Time Disallowed

P11 45 EVO Jake MARSH			Triumph 765 -			
IDEAL LAP TIME : 1:12.090		BEST LAP TIME : 1:12.286		DIFFERENCE : 0.196		
LAP	SECTOR 1	SECTOR 2	LAP TIME	MPH	DIFF	TIME OF DAY
1 -		25.994	1:18.315	90.97	6.029	14:14:58.250
2 -	47.115	25.687	1:12.802	97.86	0.516	14:16:11.052
3 -	46.906	25.805	1:12.711 (3)	97.98	0.425	14:17:23.763
4 -	47.321	25.311	1:12.632 (2)	98.09	0.346	14:18:36.395
5 -	46.779	25.507	1:12.286 (1)	98.56		14:19:48.681
6 -	47.005	25.731	1:12.736	97.95	0.450	14:21:01.417
7 -	47.287	25.439	1:12.726	97.96	0.440	14:22:14.143

P12 30 Lewis JONES			Yamaha R6 - 151 s			
IDEAL LAP TIME : 1:13.060		BEST LAP TIME : 1:13.384		DIFFERENCE : 0.324		
LAP	SECTOR 1	SECTOR 2	LAP TIME	MPH	DIFF	TIME OF DAY
1 -		26.160	1:21.567	87.34	8.183	14:15:01.502
2 -	48.067	25.763	1:13.830 (3)	96.50	0.446	14:16:15.332
3 -	48.037	25.515	1:13.552 (2)	96.86	0.168	14:17:28.884
4 -	47.741	26.184	1:13.925	96.37	0.541	14:18:42.809
5 -	47.545	25.839	1:13.384 (1)	97.08		14:19:56.193
6 -	48.358	25.650	1:14.008	96.26	0.624	14:21:10.201
7 -	48.094	26.066	1:14.160	96.07	0.776	14:22:24.361

P13 39 C Aaron MONK			Kawasaki NINJA 636 - flyaspitfire.co.uk			
IDEAL LAP TIME : 1:13.509		BEST LAP TIME : 1:13.509		DIFFERENCE : 0.000		
LAP	SECTOR 1	SECTOR 2	LAP TIME	MPH	DIFF	TIME OF DAY
1 -		26.078	1:20.559	88.43	7.050	14:15:00.494
2 -	49.056	26.274	1:15.330	94.57	1.821	14:16:15.824
3 -	48.860	26.032	1:14.892	95.13	1.383	14:17:30.716
4 -	48.039	25.470	1:13.509 (1)	96.92		14:18:44.225
5 -	48.538	25.873	1:14.411	95.74	0.902	14:19:58.636
6 -	48.388	25.523	1:13.911 (2)	96.39	0.402	14:21:12.547
7 -	48.288	25.654	1:13.942 (3)	96.35	0.433	14:22:26.489

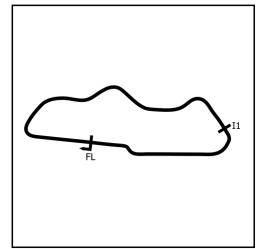
P14 128 Kelvin HOARE			Yamaha R6 - Southern and Country Roofing Ltd			
IDEAL LAP TIME : 1:13.266		BEST LAP TIME : 1:13.614		DIFFERENCE : 0.348		
LAP	SECTOR 1	SECTOR 2	LAP TIME	MPH	DIFF	TIME OF DAY
1 -		26.358	1:21.445	87.47	7.831	14:15:01.380
2 -	48.690	25.948	1:14.638	95.45	1.024	14:16:16.018
3 -	48.075	25.591	1:13.666 (2)	96.71	0.052	14:17:29.684
4 -	47.675	25.939	1:13.614 (1)	96.78		14:18:43.298
5 -	48.415	25.992	1:14.407	95.75	0.793	14:19:57.705
6 -	48.371	25.891	1:14.262 (3)	95.93	0.648	14:21:11.967
7 -	48.641	25.927	1:14.568	95.54	0.954	14:22:26.535

P15 81 Fred McMULLAN			Kawasaki ZX636 - Orwell Motorcycles ipswich			
IDEAL LAP TIME : 1:13.691		BEST LAP TIME : 1:13.691		DIFFERENCE : 0.000		
LAP	SECTOR 1	SECTOR 2	LAP TIME	MPH	DIFF	TIME OF DAY
1 -		26.345	1:21.928	86.96	8.237	14:15:01.863
2 -	48.536	25.937	1:14.473	95.66	0.782	14:16:16.336
3 -	48.554	25.971	1:14.525	95.60	0.834	14:17:30.861
4 -	48.103	25.588	1:13.691 (1)	96.68		14:18:44.552
5 -	48.643	25.870	1:14.513	95.61	0.822	14:19:59.065
6 -	48.313	25.626	1:13.939 (2)	96.35	0.248	14:21:13.004
7 -	48.712	25.644	1:14.356 (3)	95.81	0.665	14:22:27.360

BMCRC - MRO Championships 2023 - Rnd 4 @ Donington Park

DART Motorsport MRO 600 in Clubman 600 & GP2 / EVO

RACE 8 - SECTOR ANALYSIS



SECTOR 1 = FL to I1, SECTOR 2 = I1 to FL, DIFF = Difference To Personal Best Lap, P = Crossed Finish Line in Pit Lane, D = Time Disallowed

P16		5 C		Luke MACRAE		Kawasaki ZX6R - MacRae & Co Racing	
IDEAL LAP TIME : 1:13.961		BEST LAP TIME : 1:13.995		DIFFERENCE : 0.034			
LAP	SECTOR 1	SECTOR 2	LAP TIME	MPH	DIFF	TIME OF DAY	
1 -		25.724	1:19.773	89.31	5.778	14:14:59.708	
2 -	48.401	25.594	1:13.995 (1)	96.28		14:16:13.703	
3 -	48.367	25.690	1:14.057 (2)	96.20	0.062	14:17:27.760	
4 -	48.989	26.337	1:15.326	94.58	1.331	14:18:43.086	
5 -	49.089	25.861	1:14.950	95.05	0.955	14:19:58.036	
6 -	48.569	25.713	1:14.282 (3)	95.91	0.287	14:21:12.318	
7 -	49.233	26.132	1:15.365	94.53	1.370	14:22:27.683	

P17		91 C		Sam HIRST		Kawasaki 636 - Team Valley Racing	
IDEAL LAP TIME : 1:13.728		BEST LAP TIME : 1:13.790		DIFFERENCE : 0.062			
LAP	SECTOR 1	SECTOR 2	LAP TIME	MPH	DIFF	TIME OF DAY	
1 -		26.138	1:21.067	87.88	7.277	14:15:01.002	
2 -	49.083	26.481	1:15.564	94.28	1.774	14:16:16.566	
3 -	48.856	25.832	1:14.688	95.39	0.898	14:17:31.254	
4 -	48.387	26.000	1:14.387	95.77	0.597	14:18:45.641	
5 -	48.361	25.711	1:14.072 (2)	96.18	0.282	14:19:59.713	
6 -	48.017	25.773	1:13.790 (1)	96.55		14:21:13.503	
7 -	48.405	25.964	1:14.369 (3)	95.80	0.579	14:22:27.872	

P18		779 C		Terry BRIAN		Yamaha R6 - Two Techs Renault Specialist	
IDEAL LAP TIME : 1:13.573		BEST LAP TIME : 1:13.798		DIFFERENCE : 0.225			
LAP	SECTOR 1	SECTOR 2	LAP TIME	MPH	DIFF	TIME OF DAY	
1 -		26.799	1:22.431	86.43	8.633	14:15:02.366	
2 -	48.404	26.152	1:14.556	95.56	0.758	14:16:16.922	
3 -	48.739	25.981	1:14.720	95.35	0.922	14:17:31.642	
4 -	48.376	25.975	1:14.351	95.82	0.553	14:18:45.993	
5 -	48.352	25.639	1:13.991 (2)	96.29	0.193	14:19:59.984	
6 -	48.534	25.647	1:14.181 (3)	96.04	0.383	14:21:14.165	
7 -	47.934	25.864	1:13.798 (1)	96.54		14:22:27.963	

P19		29 C		Michael SHEPPHARD		Kawasaki ZX6R -	
IDEAL LAP TIME : 1:13.350		BEST LAP TIME : 1:13.665		DIFFERENCE : 0.315			
LAP	SECTOR 1	SECTOR 2	LAP TIME	MPH	DIFF	TIME OF DAY	
1 -		26.114	1:20.373	88.64	6.708	14:15:00.308	
2 -	48.813	26.338	1:15.151	94.80	1.486	14:16:15.459	
3 -	49.065	25.835	1:14.900	95.12	1.235	14:17:30.359	
4 -	48.160	25.544	1:13.704 (2)	96.66	0.039	14:18:44.063	
5 -	48.934	25.808	1:14.742 (3)	95.32	1.077	14:19:58.805	
6 -	50.059	25.652	1:15.711	94.10	2.046	14:21:14.516	
7 -	47.806	25.859	1:13.665 (1)	96.71		14:22:28.181	

P20		19 C		Arran HANDS		Triumph DAYTONA 675 - Dura Flue	
IDEAL LAP TIME : 1:13.940		BEST LAP TIME : 1:13.940		DIFFERENCE : 0.000			
LAP	SECTOR 1	SECTOR 2	LAP TIME	MPH	DIFF	TIME OF DAY	
1 -		27.432	1:22.752	86.09	8.812	14:15:02.687	
2 -	49.442	25.948	1:15.390	94.50	1.450	14:16:18.077	
3 -	49.022	26.042	1:15.064 (3)	94.91	1.124	14:17:33.141	
4 -	48.733	25.977	1:14.710 (2)	95.36	0.770	14:18:47.851	
5 -	49.120	26.066	1:15.186	94.76	1.246	14:20:03.037	
6 -	49.048	26.292	1:15.340	94.56	1.400	14:21:18.377	
7 -	48.099	25.841	1:13.940 (1)	96.35		14:22:32.317	

BMCRC - MRO Championships 2023 - Rnd 4 @ Donington Park

DART Motorsport MRO 600 in Clubman 600 & GP2 / EVO

RACE 8 - SECTOR ANALYSIS



SECTOR 1 = FL to I1, SECTOR 2 = I1 to FL, DIFF = Difference To Personal Best Lap, P = Crossed Finish Line in Pit Lane, D = Time Disallowed

P21		3 C		Max MACRAE		Yamaha 5EB - MacRae Racing	
IDEAL LAP TIME : 1:14.660		BEST LAP TIME : 1:14.660		DIFFERENCE : 0.000			
LAP	SECTOR 1	SECTOR 2	LAP TIME	MPH	DIFF	TIME OF DAY	
1 -		26.678	1:22.905	85.93	8.245	14:15:02.840	
2 -	49.011	26.342	1:15.353	94.55	0.693	14:16:18.193	
3 -	48.811	25.849	1:14.660 (1)	95.42		14:17:32.853	
4 -	48.944	25.849	1:14.793 (2)	95.25	0.133	14:18:47.646	
5 -	48.977	26.068	1:15.045	94.93	0.385	14:20:02.691	
6 -	49.239	26.448	1:15.687	94.13	1.027	14:21:18.378	
7 -	48.993	25.926	1:14.919 (3)	95.09	0.259	14:22:33.297	

P22		51		Ross CLARKE		Kawasaki ZX600RR - RC FARRIERY Racing	
IDEAL LAP TIME : 1:13.640		BEST LAP TIME : 1:13.884		DIFFERENCE : 0.244			
LAP	SECTOR 1	SECTOR 2	LAP TIME	MPH	DIFF	TIME OF DAY	
1 -		26.754	1:21.865	87.02	7.981	14:15:01.800	
2 -	48.731	26.127	1:14.858	95.17	0.974	14:16:16.658	
3 -	48.335	25.888	1:14.223	95.98	0.339	14:17:30.881	
4 -	48.418	25.528	1:13.946 (2)	96.34	0.062	14:18:44.827	
5 -	48.664	25.740	1:14.404	95.75	0.520	14:19:59.231	
6 -	48.286	25.598	1:13.884 (1)	96.43		14:21:13.115	
7 -	48.112	25.988	1:14.100 (3)	96.14	0.216	14:22:27.215	

P23		2		Andy GILL		Kawasaki ZX6R -	
IDEAL LAP TIME : 1:14.378		BEST LAP TIME : 1:14.711		DIFFERENCE : 0.333			
LAP	SECTOR 1	SECTOR 2	LAP TIME	MPH	DIFF	TIME OF DAY	
1 -		27.505	1:24.727	84.08	10.016	14:15:04.662	
2 -	49.858	26.206	1:16.064	93.66	1.353	14:16:20.726	
3 -	49.663	26.432	1:16.095	93.62	1.384	14:17:36.821	
4 -	49.518	26.556	1:16.074	93.65	1.363	14:18:52.895	
5 -	48.867	26.031	1:14.898 (3)	95.12	0.187	14:20:07.793	
6 -	48.857	25.854	1:14.711 (1)	95.36		14:21:22.504	
7 -	48.524	26.204	1:14.728 (2)	95.34	0.017	14:22:37.232	

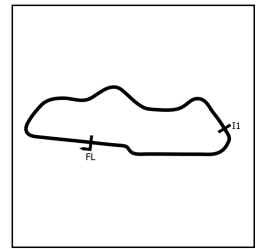
P24		924 C		Jamie WILSON		Kawasaki ZX6R - Myself	
IDEAL LAP TIME : 1:14.245		BEST LAP TIME : 1:14.472		DIFFERENCE : 0.227			
LAP	SECTOR 1	SECTOR 2	LAP TIME	MPH	DIFF	TIME OF DAY	
1 -		30.092	1:26.623	82.24	12.151	14:15:06.558	
2 -	50.205	26.220	1:16.425	93.22	1.953	14:16:22.983	
3 -	48.864	26.037	1:14.901	95.12	0.429	14:17:37.884	
4 -	49.080	26.340	1:15.420	94.46	0.948	14:18:53.304	
5 -	48.852	25.916	1:14.768 (2)	95.28	0.296	14:20:08.072	
6 -	49.174	25.725	1:14.899 (3)	95.12	0.427	14:21:22.971	
7 -	48.520	25.952	1:14.472 (1)	95.66		14:22:37.443	

P25		14 C		Jack MUIR		Kawasaki ZX636 -	
IDEAL LAP TIME : 1:14.959		BEST LAP TIME : 1:15.204		DIFFERENCE : 0.245			
LAP	SECTOR 1	SECTOR 2	LAP TIME	MPH	DIFF	TIME OF DAY	
1 -		27.213	1:23.783	85.03	8.579	14:15:03.718	
2 -	49.797	26.521	1:16.318	93.35	1.114	14:16:20.036	
3 -	49.595	26.249	1:15.844 (3)	93.93	0.640	14:17:35.880	
4 -	50.165	26.489	1:16.654	92.94	1.450	14:18:52.534	
5 -	50.248	26.179	1:16.427	93.22	1.223	14:20:08.961	
6 -	49.233	25.971	1:15.204 (1)	94.73		14:21:24.165	
7 -	48.988	26.266	1:15.254 (2)	94.67	0.050	14:22:39.419	

BMCRC - MRO Championships 2023 - Rnd 4 @ Donington Park

DART Motorsport MRO 600 in Clubman 600 & GP2 / EVO

RACE 8 - SECTOR ANALYSIS



SECTOR 1 = FL to I1, SECTOR 2 = I1 to FL, DIFF = Difference To Personal Best Lap, P = Crossed Finish Line in Pit Lane, D = Time Disallowed

P26 92 C		Tommi CALDWELL		Yamaha R6 - Dart Motorsport		
IDEAL LAP TIME : 1:15.169		BEST LAP TIME : 1:15.665		DIFFERENCE : 0.496		
LAP	SECTOR 1	SECTOR 2	LAP TIME	MPH	DIFF	TIME OF DAY
1 -		27.182	1:25.283	83.54	9.618	14:15:05.218
2 -	50.398	26.205	1:16.603	93.00	0.938	14:16:21.821
3 -	49.724	26.902	1:16.626	92.97	0.961	14:17:38.447
4 -	49.002	27.291	1:16.293	93.38	0.628	14:18:54.740
5 -	49.632	26.512	1:16.144 (3)	93.56	0.479	14:20:10.884
6 -	48.964	26.898	1:15.862 (2)	93.91	0.197	14:21:26.746
7 -	49.119	26.546	1:15.665 (1)	94.16		14:22:42.411

P27 32		James ROBINSON		Yamaha R6 - claire palastanga ceramics		
IDEAL LAP TIME : 1:15.360		BEST LAP TIME : 1:15.555		DIFFERENCE : 0.195		
LAP	SECTOR 1	SECTOR 2	LAP TIME	MPH	DIFF	TIME OF DAY
1 -		27.015	1:25.057	83.76	9.502	14:15:04.992
2 -	50.110	25.972	1:16.082 (2)	93.64	0.527	14:16:21.074
3 -	49.506	26.049	1:15.555 (1)	94.29		14:17:36.629
4 -	49.388	28.356	1:17.744	91.64	2.189	14:18:54.373
5 -	50.182	26.796	1:16.978	92.55	1.423	14:20:11.351
6 -	49.989	26.649	1:16.638	92.96	1.083	14:21:27.989
7 -	49.704	26.493	1:16.197 (3)	93.50	0.642	14:22:44.186

P28 22 C		Toby TRUNDLE		Yamaha R6 - Harris Motorcycles / A. Harland Race Services		
IDEAL LAP TIME : 1:15.793		BEST LAP TIME : 1:15.878		DIFFERENCE : 0.085		
LAP	SECTOR 1	SECTOR 2	LAP TIME	MPH	DIFF	TIME OF DAY
1 -		26.849	1:24.559	84.25	8.681	14:15:04.494
2 -	49.654	26.224	1:15.878 (1)	93.89		14:16:20.372
3 -	51.117	26.139	1:17.256	92.22	1.378	14:17:37.628
4 -	49.685	26.652	1:16.337 (2)	93.33	0.459	14:18:53.965
5 -	50.140	26.491	1:16.631 (3)	92.97	0.753	14:20:10.596
6 -	50.609	26.139	1:16.748	92.83	0.870	14:21:27.344
7 -	50.161	26.762	1:16.923	92.62	1.045	14:22:44.267

P29 85 C		Sam GREEN		Yamaha R6 -		
IDEAL LAP TIME : 1:15.749		BEST LAP TIME : 1:15.749		DIFFERENCE : 0.000		
LAP	SECTOR 1	SECTOR 2	LAP TIME	MPH	DIFF	TIME OF DAY
1 -		27.070	1:25.715	83.11	9.966	14:15:05.650
2 -	51.181	27.583	1:18.764	90.45	3.015	14:16:24.414
3 -	50.649	26.722	1:17.371	92.08	1.622	14:17:41.785
4 -	49.933	26.305	1:16.238 (3)	93.45	0.489	14:18:58.023
5 -	49.547	26.202	1:15.749 (1)	94.05		14:20:13.772
6 -	49.901	26.266	1:16.167 (2)	93.53	0.418	14:21:29.939
7 -	50.037	26.466	1:16.503	93.12	0.754	14:22:46.442

P30 72		Nick BARNES		Yamaha R6 - Park Electric		
IDEAL LAP TIME : 1:15.717		BEST LAP TIME : 1:15.717		DIFFERENCE : 0.000		
LAP	SECTOR 1	SECTOR 2	LAP TIME	MPH	DIFF	TIME OF DAY
1 -		27.979	1:27.520	81.40	11.803	14:15:07.455
2 -	50.332	26.976	1:17.308	92.15	1.591	14:16:24.763
3 -	51.552	26.884	1:18.436	90.83	2.719	14:17:43.199
4 -	49.594	26.503	1:16.097 (3)	93.62	0.380	14:18:59.296
5 -	49.563	26.154	1:15.717 (1)	94.09		14:20:15.013
6 -	49.677	26.221	1:15.898 (2)	93.87	0.181	14:21:30.911
7 -	49.974	26.280	1:16.254	93.43	0.537	14:22:47.165

BMCRC - MRO Championships 2023 - Rnd 4 @ Donington Park

DART Motorsport MRO 600 in Clubman 600 & GP2 / EVO

RACE 8 - SECTOR ANALYSIS



SECTOR 1 = FL to I1, SECTOR 2 = I1 to FL, DIFF = Difference To Personal Best Lap, P = Crossed Finish Line in Pit Lane, D = Time Disallowed

P31 100		Craig HOWTON		Kawasaki ZX6R - ME		
IDEAL LAP TIME : 1:16.410		BEST LAP TIME : 1:16.582		DIFFERENCE : 0.172		
LAP	SECTOR 1	SECTOR 2	LAP TIME	MPH	DIFF	TIME OF DAY
1 -		26.956	1:25.232	83.59	8.650	14:15:05.167
2 -	51.018	26.834	1:17.852	91.51	1.270	14:16:23.019
3 -	50.232	26.794	1:17.026	92.49	0.444	14:17:40.045
4 -	49.985	26.760	1:16.745 (2)	92.83	0.163	14:18:56.790
5 -	50.157	26.425	1:16.582 (1)	93.03		14:20:13.372
6 -	50.081	26.738	1:16.819 (3)	92.74	0.237	14:21:30.191
7 -	50.976	26.636	1:17.612	91.79	1.030	14:22:47.803

P32 68 C		Neville OTTER		Kawasaki ZX6R - Spice Boy Racing		
IDEAL LAP TIME : 1:16.365		BEST LAP TIME : 1:16.365		DIFFERENCE : 0.000		
LAP	SECTOR 1	SECTOR 2	LAP TIME	MPH	DIFF	TIME OF DAY
1 -		27.713	1:26.579	82.29	10.214	14:15:06.514
2 -	50.695	27.321	1:18.016	91.32	1.651	14:16:24.530
3 -	51.223	26.871	1:18.094	91.23	1.729	14:17:42.624
4 -	49.779	26.790	1:16.569 (3)	93.04	0.204	14:18:59.193
5 -	50.601	26.843	1:17.444	91.99	1.079	14:20:16.637
6 -	49.625	26.740	1:16.365 (1)	93.29		14:21:33.002
7 -	49.668	26.892	1:16.560 (2)	93.05	0.195	14:22:49.562

P33 58 C		Paul NICHOLAS		Yamaha YZF R6 - BWT SOUTHERN/ Geoff		
IDEAL LAP TIME : 1:16.868		BEST LAP TIME : 1:17.028		DIFFERENCE : 0.160		
LAP	SECTOR 1	SECTOR 2	LAP TIME	MPH	DIFF	TIME OF DAY
1 -		27.335	1:26.624	82.24	9.596	14:15:06.559
2 -	50.857	27.122	1:17.979 (3)	91.36	0.951	14:16:24.538
3 -	51.516	29.211	1:20.727	88.25	3.699	14:17:45.265
4 -	50.068	27.268	1:17.336 (2)	92.12	0.308	14:19:02.601
5 -	51.709	27.213	1:18.922	90.27	1.894	14:20:21.523
6 -	51.022	26.972	1:17.994	91.34	0.966	14:21:39.517
7 -	50.228	26.800	1:17.028 (1)	92.49		14:22:56.545

P34 129 C		David JAMES		Yamaha R6 -		
IDEAL LAP TIME : 1:17.008		BEST LAP TIME : 1:17.043		DIFFERENCE : 0.035		
LAP	SECTOR 1	SECTOR 2	LAP TIME	MPH	DIFF	TIME OF DAY
1 -		27.991	1:27.751	81.19	10.708	14:15:07.686
2 -	51.257	26.804	1:18.061 (3)	91.27	1.018	14:16:25.747
3 -	51.360	27.670	1:19.030	90.15	1.987	14:17:44.777
4 -	50.410	28.021	1:18.431	90.83	1.388	14:19:03.208
5 -	51.113	27.585	1:18.698	90.53	1.655	14:20:21.906
6 -	51.148	26.711	1:17.859 (2)	91.50	0.816	14:21:39.765
7 -	50.445	26.598	1:17.043 (1)	92.47		14:22:56.808

P35 333 C		Adam PERKS		Triumph 675 - J&K Ross		
IDEAL LAP TIME : 1:17.463		BEST LAP TIME : 1:17.463		DIFFERENCE : 0.000		
LAP	SECTOR 1	SECTOR 2	LAP TIME	MPH	DIFF	TIME OF DAY
1 -		27.663	1:27.556	81.37	10.093	14:15:07.491
2 -	50.572	26.891	1:17.463 (1)	91.97		14:16:24.954
3 -	51.951	27.362	1:19.313 (3)	89.82	1.850	14:17:44.267
4 -	50.657	27.243	1:17.900 (2)	91.45	0.437	14:19:02.167
5 -	51.761	27.679	1:19.440	89.68	1.977	14:20:21.607
6 -	52.061	27.627	1:19.688	89.40	2.225	14:21:41.295
7 -	52.175	27.681	1:19.856	89.21	2.393	14:23:01.151

BMCRC - MRO Championships 2023 - Rnd 4 @ Donington Park

DART Motorsport MRO 600 in Clubman 600 & GP2 / EVO

RACE 8 - SECTOR ANALYSIS



SECTOR 1 = FL to I1, SECTOR 2 = I1 to FL, DIFF = Difference To Personal Best Lap, P = Crossed Finish Line in Pit Lane, D = Time Disallowed

P36	48 C	Max HALL	Yamaha R6 - Hall's Carpentry Bristol & Bath			
IDEAL LAP TIME : 1:17.097		BEST LAP TIME : 1:17.511	DIFFERENCE : 0.414			

LAP	SECTOR 1	SECTOR 2	LAP TIME	MPH	DIFF	TIME OF DAY
1 -		27.138	1:30.120	79.05	12.609	14:15:10.055
2 -	51.392	27.073	1:18.465	90.80	0.954	14:16:28.520
3 -	50.850	26.669	1:17.519 (2)	91.90	0.008	14:17:46.039
4 -	54.985	27.232	1:22.217	86.65	4.706	14:19:08.256
5 -	51.355	27.108	1:18.463 (3)	90.80	0.952	14:20:26.719
6 -	50.428	27.083	1:17.511 (1)	91.91		14:21:44.230
7 -	51.555	27.376	1:18.931	90.26	1.420	14:23:03.161

P37	65	Ian SOILLEUX	Kawasaki ZX6 - BDRacing			
IDEAL LAP TIME : 1:19.742		BEST LAP TIME : 1:19.953	DIFFERENCE : 0.211			

LAP	SECTOR 1	SECTOR 2	LAP TIME	MPH	DIFF	TIME OF DAY
1 -		27.457	1:28.260	80.72	8.307	14:15:08.195
2 -	52.662	27.571	1:20.233	88.79	0.280	14:16:28.428
3 -	52.502	27.451	1:19.953 (1)	89.11		14:17:48.381
4 -	52.451	27.770	1:20.221	88.81	0.268	14:19:08.602
5 -	52.639	27.360	1:19.999 (2)	89.05	0.046	14:20:28.601
6 -	52.382	27.627	1:20.009 (3)	89.04	0.056	14:21:48.610
7 -	52.568	27.558	1:20.126	88.91	0.173	14:23:08.736

P38	27 C	Timothy PETTS	Triumph DAYTONA 675 - Norfolk Triumph Racing Team			
IDEAL LAP TIME : 1:19.911		BEST LAP TIME : 1:20.690	DIFFERENCE : 0.779			

LAP	SECTOR 1	SECTOR 2	LAP TIME	MPH	DIFF	TIME OF DAY
1 -		27.700	1:28.074	80.89	7.384	14:15:08.009
2 -	53.842	27.651	1:21.493	87.42	0.803	14:16:29.502
3 -	53.453	28.001	1:21.454	87.46	0.764	14:17:50.956
4 -	53.285	27.888	1:21.173 (3)	87.77	0.483	14:19:12.129
5 -	53.070	27.620	1:20.690 (1)	88.29		14:20:32.819
6 -	52.291	29.518	1:21.809	87.08	1.119	14:21:54.628
7 -	52.875	27.976	1:20.851 (2)	88.12	0.161	14:23:15.479

P39	87	Keith POVAH	Yamaha R6 - @crap.sack give us a follow!			
IDEAL LAP TIME : 1:12.819		BEST LAP TIME : 1:13.072	DIFFERENCE : 0.253			

LAP	SECTOR 1	SECTOR 2	LAP TIME	MPH	DIFF	TIME OF DAY
1 -		26.249	1:18.290	91.00	5.218	14:14:58.225
2 -	47.680	25.477	1:13.157 (2)	97.38	0.085	14:16:11.382
3 -	47.342	25.730	1:13.072 (1)	97.50		14:17:24.454
4 -	47.547	25.962	1:13.509 (3)	96.92	0.437	14:18:37.963

BMCRC - MRO Championships 2023 - Rnd 4 @ Donington Park

DART Motorsport MRO 600 in Clubman 600 & GP2 / EVO

RACE 8 - BEST SECTORS

SECTOR 1			SECTOR 2			IDEAL / BEST COMPARISON						
POS	NO	NAME	TIME	NO	NAME	TIME	POS	NO	NAME	IDEAL	BEST	DIFF
									PERFECT LAP	1:10.449		
1	49	WALLINGTON	45.702	137	BULL	24.747	1	137	BULL	1:10.496	1:10.637	0.141
2	137	BULL	45.749	226	HARTGROVE	24.759	2	226	HARTGROVE	1:10.579	1:10.778	0.199
3	226	HARTGROVE	45.820	40	ROSS	24.904	3	49	WALLINGTON	1:10.796	1:10.807	0.011
4	40	ROSS	46.696	134	GILBERT	25.019	4	40	ROSS	1:11.600	1:11.668	0.068
5	36	FOWLE	46.714	49	WALLINGTON	25.094	5	36	FOWLE	1:11.891	1:12.000	0.109
6	45	MARSH	46.779	36	FOWLE	25.177	6	134	GILBERT	1:11.927	1:12.006	0.079
7	134	GILBERT	46.908	411	LEATHERLAND	25.253	7	45	MARSH	1:12.090	1:12.286	0.196
8	411	LEATHERLAND	46.917	45	MARSH	25.311	8	411	LEATHERLAND	1:12.170	1:12.196	0.026
9	661	HARRIS	47.049	71	MACRAE	25.323	9	661	HARRIS	1:12.397	1:12.479	0.082
10	87	POVAH	47.342	661	HARRIS	25.348	10	80	CREASEY	1:12.777	1:12.838	0.061
11	80	CREASEY	47.416	80	CREASEY	25.361	11	87	POVAH	1:12.819	1:13.072	0.253
12	30	JONES	47.545	39	MONK	25.470	12	71	MACRAE	1:12.909	1:12.909	0.000
13	71	MACRAE	47.586	87	POVAH	25.477	13	30	JONES	1:13.060	1:13.384	0.324
14	128	HOARE	47.675	30	JONES	25.515	14	128	HOARE	1:13.266	1:13.614	0.348
15	29	SHEPPHARD	47.806	51	CLARKE	25.528	15	29	SHEPPHARD	1:13.350	1:13.665	0.315
16	779	BRIAN	47.934	29	SHEPPHARD	25.544	16	39	MONK	1:13.509	1:13.509	0.000
17	91	HIRST	48.017	81	McMULLAN	25.588	17	779	BRIAN	1:13.573	1:13.798	0.225
18	39	MONK	48.039	128	HOARE	25.591	18	51	CLARKE	1:13.640	1:13.884	0.244
19	19	HANDS	48.099	5	MACRAE	25.594	19	81	McMULLAN	1:13.691	1:13.691	0.000
20	81	McMULLAN	48.103	779	BRIAN	25.639	20	91	HIRST	1:13.728	1:13.790	0.062
21	51	CLARKE	48.112	91	HIRST	25.711	21	19	HANDS	1:13.940	1:13.940	0.000
22	5	MACRAE	48.367	924	WILSON	25.725	22	5	MACRAE	1:13.961	1:13.995	0.034
23	924	WILSON	48.520	19	HANDS	25.841	23	924	WILSON	1:14.245	1:14.472	0.227
24	2	GILL	48.524	3	MACRAE	25.849	24	2	GILL	1:14.378	1:14.711	0.333
25	3	MACRAE	48.811	2	GILL	25.854	25	3	MACRAE	1:14.660	1:14.660	0.000
26	92	CALDWELL	48.964	14	MUIR	25.971	26	14	MUIR	1:14.959	1:15.204	0.245
27	14	MUIR	48.988	32	ROBINSON	25.972	27	92	CALDWELL	1:15.169	1:15.665	0.496
28	32	ROBINSON	49.388	22	TRUNDLE	26.139	28	32	ROBINSON	1:15.360	1:15.555	0.195
29	85	GREEN	49.547	72	BARNES	26.154	29	72	BARNES	1:15.717	1:15.717	0.000
30	72	BARNES	49.563	85	GREEN	26.202	30	85	GREEN	1:15.749	1:15.749	0.000
31	68	OTTER	49.625	92	CALDWELL	26.205	31	22	TRUNDLE	1:15.793	1:15.878	0.085
32	22	TRUNDLE	49.654	100	HOWTON	26.425	32	68	OTTER	1:16.365	1:16.365	0.000
33	100	HOWTON	49.985	129	JAMES	26.598	33	100	HOWTON	1:16.410	1:16.582	0.172
34	58	NICHOLAS	50.068	48	HALL	26.669	34	58	NICHOLAS	1:16.868	1:17.028	0.160
35	129	JAMES	50.410	68	OTTER	26.740	35	129	JAMES	1:17.008	1:17.043	0.035
36	48	HALL	50.428	58	NICHOLAS	26.800	36	48	HALL	1:17.097	1:17.511	0.414
37	333	PERKS	50.572	333	PERKS	26.891	37	333	PERKS	1:17.463	1:17.463	0.000
38	27	PETTS	52.291	65	SOILLEUX	27.360	38	65	SOILLEUX	1:19.742	1:19.953	0.211
39	65	SOILLEUX	52.382	27	PETTS	27.620	39	27	PETTS	1:19.911	1:20.690	0.779

BMCRC - MRO Championships 2023 - Rnd 4 @ Donington Park

DART Motorsport MRO 600 in Clubman 600 & GP2 / EVO

RACE 8 - STATISTICS

Competitors Started	39
Planned Start	2023-06-03 @ 14:00:00.000
Actual Start	2023-06-03 @ 14:13:39.934
Finish Time	2023-06-03 @ 14:22:02.015
Track Length	1.9790mi.
Total Laps	270
Total Distance Covered	534.3481mi.

Session Fastest Lap History

NO	CL	NAME	LAP TIME	TIME OF DAY	LAP	VEHICLE
226		Adam HARTGROVE	1:11.240	14:16:06.970	2	Yamaha R6
226		Adam HARTGROVE	1:11.027	14:18:29.305	4	Yamaha R6
137		James BULL	1:10.949	14:18:29.819	4	Yamaha R6
226		Adam HARTGROVE	1:10.832	14:19:40.139	5	Yamaha R6
137		James BULL	1:10.714	14:19:40.533	5	Yamaha R6
137		James BULL	1:10.637	14:22:02.388	7	Yamaha R6

Session Leader History

NO	CL	NAME	FROM LAP	LAPS LED	DISTANCE	VEHICLE
137		James BULL	1	1	1.94 miles	Yamaha R6
226		Adam HARTGROVE	2	6	11.87 miles	Yamaha R6

Flag History

TYPE	TIME OF DAY
GREEN	14:13:39.934
FINISH	14:22:02.015

Flag Statistics

TYPE	COUNT	TOTAL LAPS	TOTAL TIME
Green	1	7	9:49.124
Red	0	0	0.000
Safety Car	0	0	0.000
FCY	0	0	0.000

BMCRC - MRO Championships 2023 - Rnd 4 @ Donington Park

DART Motorsport MRO 600 in Clubman 600 & GP2 / EVO

RACE 8 - STATISTICS

CLASS :

17 Starters

Fastest Lap History

NO	NAME	LAP TIME	TIME OF DAY	LAP	VEHICLE
226	Adam HARTGROVE	1:11.240	14:16:06.970	2	Yamaha R6
226	Adam HARTGROVE	1:11.027	14:18:29.305	4	Yamaha R6
137	James BULL	1:10.949	14:18:29.819	4	Yamaha R6
226	Adam HARTGROVE	1:10.832	14:19:40.139	5	Yamaha R6
137	James BULL	1:10.714	14:19:40.533	5	Yamaha R6
137	James BULL	1:10.637	14:22:02.388	7	Yamaha R6

Leader History

NO	NAME	FROM LAP	LAPS LED	DISTANCE	VEHICLE
137	James BULL	1	1	1.94 miles	Yamaha R6
226	Adam HARTGROVE	2	6	11.87 miles	Yamaha R6

BMCRC - MRO Championships 2023 - Rnd 4 @ Donington Park

DART Motorsport MRO 600 in Clubman 600 & GP2 / EVO

RACE 8 - STATISTICS

CLASS : C

19 Starters

Fastest Lap History

NO	NAME	LAP TIME	TIME OF DAY	LAP	VEHICLE
40	Henry ROSS	1:12.906	14:16:10.320	2	Yamaha R6
40	Henry ROSS	1:12.425	14:17:22.746	3	Yamaha R6
40	Henry ROSS	1:11.831	14:18:34.576	4	Yamaha R6
40	Henry ROSS	1:11.668	14:19:46.245	5	Yamaha R6

Leader History

NO	NAME	FROM LAP	LAPS LED	DISTANCE	VEHICLE
40	Henry ROSS	1	7	13.81 miles	Yamaha R6

BMCRC - MRO Championships 2023 - Rnd 4 @ Donington Park

DART Motorsport MRO 600 in Clubman 600 & GP2 / EVO

RACE 8 - STATISTICS

CLASS : EVO

3 Starters

Fastest Lap History

NO	NAME	LAP TIME	TIME OF DAY	LAP	VEHICLE
49	Luke WALLINGTON	1:12.035	14:16:08.936	2	Triumph 765
49	Luke WALLINGTON	1:11.270	14:17:20.206	3	Triumph 765
49	Luke WALLINGTON	1:11.143	14:18:31.350	4	Triumph 765
49	Luke WALLINGTON	1:10.807	14:19:42.156	5	Triumph 765

Leader History

NO	NAME	FROM LAP	LAPS LED	DISTANCE	VEHICLE
661	Cameron HARRIS	1	1	1.94 miles	Triumph 675R
49	Luke WALLINGTON	2	6	11.87 miles	Triumph 765

BMCRC - MRO Championships 2023 - Rnd 4 @ Donington Park



DART Motorsport MRO 600 in Clubman 600 & GP2 / EVO

RACE 18 - GRID (7 Laps)

ROW 13	39	27	1:20.690	Timothy PETTS	38	65	1:19.953	Ian SOILLEUX	37	48	1:17.511	Max HALL
ROW 12	36	333	1:17.463	Adam PERKS	35	129	1:17.043	David JAMES	34	58	1:17.028	Paul NICHOLAS
ROW 11	33	100	1:16.582	Craig HOWTON	32	68	1:16.365	Neville OTTER	31	22	1:15.878	Toby TRUNDLE
ROW 10	30	85	1:15.749	Sam GREEN	29	72	1:15.717	Nick BARNES	28	92	1:15.665	Tommi CALDWELL
ROW 9	27	32	1:15.555	James ROBINSON	26	14	1:15.204	Jack MUIR	25	2	1:14.711	Andy GILL
ROW 8	24	3	1:14.660	Max MACRAE	23	924	1:14.472	Jamie WILSON	22	5	1:13.995	Luke MACRAE
ROW 7	21	19	1:13.940	Arran HANDS	20	51	1:13.884	Ross CLARKE	19	779	1:13.798	Terry BRIAN
ROW 6	18	91	1:13.790	Sam HIRST	17	81	1:13.691	Fred McMULLAN	16	29	1:13.665	Michael SHEPPHARD
ROW 5	15	128	1:13.614	Kelvin HOARE	14	39	1:13.509	Aaron MONK	13	30	1:13.384	Lewis JONES
ROW 4	12	87	1:13.072	Keith POVAH	11	71	1:12.909	Oliver MACRAE	10	80	1:12.838	Morgan CREASEY
ROW 3	9	661	1:12.479	Cameron HARRIS	8	45	1:12.286	Jake MARSH	7	411	1:12.196	Lynden LEATHERLAND
ROW 2	6	134	1:12.006	Don GILBERT	5	36	1:12.000	Harry FOWLE	4	40	1:11.668	Henry ROSS
ROW 1	3	49	1:10.807	Luke WALLINGTON	2	226	1:10.778	Adam HARTGROVE	1	137	1:10.637	James BULL
Pole												

Donington Park National: 1.9790 miles

These results are provisional until the conclusion of any judicial and technical matters.

Clerk Of Course :	Stewards :	Timekeeper : Richard Evans
-------------------	------------	----------------------------

Results can be found at www.tsl-timing.com

Printed - 14:26 Saturday, 03 June 2023



BMCRC - MRO Championships 2023 - Rnd 4 @ Donington Park



DART Motorsport MRO 600 in Clubman 600 & GP2 / EVO

RACE 18 - CLASSIFICATION

POS	NO	CL	PIC NAME	ENTRY	LAPS	TIME	GAP	DIFF	MPH	BEST	ON
1	226		1 Adam HARTGROVE	Yamaha R6 - Adam Hartgrove Racing	7	8:26.201			98.25	1:11.172	2
2	49	EVO	1 Luke WALLINGTON	Triumph 765 - Elmech Racing	7	8:28.940	2.739	2.739	97.72	1:11.195	3
3	36		2 Harry FOWLE	Yamaha R6 - HF Refinishing Racing	7	8:31.270	5.069	2.330	97.27	1:11.900	4
4	411		3 Lynden LEATHERLAND	Yamaha R6 - GL fabrications	7	8:33.184	6.983	1.914	96.91	1:12.042	5
5	134		4 Don GILBERT	Kawasaki -	7	8:33.253	7.052	0.069	96.90	1:12.267	2
6	40	C	1 Henry ROSS	Yamaha R6 -	7	8:33.624	7.423	0.371	96.83	1:11.931	3
7	661	EVO	2 Cameron HARRIS	Triumph 675R - Harris / Tony Scott Motorsport	7	8:36.791	10.590	3.167	96.24	1:12.547	3
8	45	EVO	3 Jake MARSH	Triumph 765 -	7	8:37.688	11.487	0.897	96.07	1:12.362	6
9	71		5 Oliver MACRAE	- Gorilla Racing	7	8:42.519	16.318	4.831	95.18	1:13.366	4
10	80		6 Morgan CREASEY	Yamaha R6 - Warics Ltd	7	8:42.551	16.350	0.032	95.17	1:13.051	4
11	81		7 Fred McMULLAN	Kawasaki ZX636 - Orwell Motorcycles ipswich	7	8:45.443	19.242	2.892	94.65	1:13.334	5
12	87		8 Keith POVAH	Yamaha R6 - @crap.sack give us a follow!	7	8:45.500	19.299	0.057	94.64	1:12.910	4
13	91	C	2 Sam HIRST	Kawasaki 636 - Team Valley Racing	7	8:48.126	21.925	2.626	94.17	1:13.478	5
14	39	C	3 Aaron MONK	Kawasaki NINJA 636 - flyaspitfire.co.uk	7	8:48.341	22.140	0.215	94.13	1:13.852	4
15	29	C	4 Michael SHEPPHARD	Kawasaki ZX6R -	7	8:49.386	23.185	1.045	93.95	1:13.831	5
16	51		9 Ross CLARKE	Kawasaki ZX600RR - RC FARRIERY Racing	7	8:49.480	23.279	0.094	93.93	1:14.011	4
17	5	C	5 Luke MACRAE	Kawasaki ZX6R - MacRae & Co Racing	7	8:49.812	23.611	0.332	93.87	1:14.119	6
18	779	C	6 Terry BRIAN	Yamaha R6 - Two Techs Renault Specialist	7	8:50.337	24.136	0.525	93.78	1:13.676	5
19	924	C	7 Jamie WILSON	Kawasaki ZX6R - Myself	7	8:50.850	24.649	0.513	93.69	1:13.785	5
20	2		10 Andy GILL	Kawasaki ZX6R -	7	8:51.457	25.256	0.607	93.58	1:13.636	5
21	3	C	8 Max MACRAE	Yamaha 5EB - MacRae Racing	7	8:57.313	31.112	5.856	92.56	1:14.091	5
22	14	C	9 Jack MUIR	Kawasaki ZX636 -	7	8:57.578	31.377	0.265	92.51	1:15.120	5
23	19	C	10 Arran HANDS	Triumph DAYTONA 675 - Dura Flue	7	8:57.755	31.554	0.177	92.48	1:14.876	3
24	22	C	11 Toby TRUNDLE	Yamaha R6 - Harris Motorcycles / A. Harland Race	7	8:58.959	32.758	1.204	92.28	1:15.241	5
25	92	C	12 Tommi CALDWELL	Yamaha R6 - Dart Motorsport	7	8:59.292	33.091	0.333	92.22	1:15.230	7
26	72		11 Nick BARNES	Yamaha R6 - Park Electric	7	9:04.368	38.167	5.076	91.36	1:15.492	5
27	32		12 James ROBINSON	Yamaha R6 - claire palastanga ceramics	7	9:06.815	40.614	2.447	90.95	1:16.165	2
28	100		13 Craig HOWTON	Kawasaki ZX6R - ME	7	9:07.033	40.832	0.218	90.91	1:16.116	4
29	68	C	13 Neville OTTER	Kawasaki ZX6R - Spice Boy Racing	7	9:07.352	41.151	0.319	90.86	1:16.026	5
30	129	C	14 David JAMES	Yamaha R6 -	7	9:10.929	44.728	3.577	90.27	1:16.867	4
31	333	C	15 Adam PERKS	Triumph 675 - J&K Ross	7	9:11.252	45.051	0.323	90.22	1:16.825	5
32	58	C	16 Paul NICHOLAS	Yamaha YZF R6 - BWT SOUTHERN/ Geoff	7	9:17.176	50.975	5.924	89.26	1:16.549	4
33	48	C	17 Max HALL	Yamaha R6 - Hall's Carpentry Bristol & Bath	7	9:18.622	52.421	1.446	89.03	1:17.125	7
34	65		14 Ian SOILLEUX	Kawasaki ZX6 - BDRacing	7	9:32.070	1:05.869	13.448	86.94	1:19.629	7
35	27	C	18 Timothy PETTS	Triumph DAYTONA 675 - Norfolk Triumph Racing Te	7	9:34.902	1:08.701	2.832	86.51	1:20.195	4

NOT CLASSIFIED

DNF	128		Kelvin HOARE	Yamaha R6 - Southern and Country Roofing Ltd	5	6:15.092	2 Laps	2 Laps	94.60	1:13.097	4
DNF	30		Lewis JONES	Yamaha R6 - 151 s	5	6:15.319	2 Laps	0.227	94.55	1:12.756	3
DNF	137		James BULL	Yamaha R6 -	1	1:15.132	6 Laps	4 Laps	93.01		

FASTEST LAP

226			Adam HARTGROVE	Yamaha R6 - Adam Hartgrove Racing	2	1:11.172	100.10 mph	161.10 kph			
49	EVO		Luke WALLINGTON	Triumph 765 - Elmech Racing	3	1:11.195	100.07 mph	161.05 kph			
40	C		Henry ROSS	Yamaha R6 -	3	1:11.931	99.04 mph	159.40 kph			

Class - 92.5% of Race Speed = 90.88 mph
 Class EVO - 92.5% of Race Speed = 90.39 mph
 Class C - 92.5% of Race Speed = 89.56 mph

Weather / Track : Sunny / Dry

These results are provisional until the conclusion of any judicial and technical matters.

Race Distance: 7 Laps / 13.85 miles
 Donington Park National: 1.9790 miles
 Date: 03/06/2023 Start: 16:58 Finish: 17:07

Clerk Of Course :	Stewards :	Timekeeper : Richard Evans
-------------------	------------	----------------------------

Results can be found at www.tsl-timing.com

Printed - 17:11 Saturday, 03 June 2023



BMCRC - MRO Championships 2023 - Rnd 4 @ Donington Park

DART Motorsport MRO 600 in Clubman 600 & GP2 / EVO

RACE 18 - LAP CHART

LAP 1 @ 17:00:09.473

NO	BEHIND	LAP TIME
137		1:15.132
134	0.623	1:15.755
40	1.922	1:17.054
226	2.053	1:17.185
49	2.073	1:17.205
36	2.243	1:17.375
661	3.263	1:18.395
71	3.918	1:19.050
411	4.147	1:19.279
30	4.791	1:19.923
45	4.903	1:20.035
128	5.147	1:20.279
80	5.183	1:20.315
39	5.612	1:20.744
87	5.736	1:20.868
51	6.125	1:21.257
81	6.360	1:21.492
5	6.704	1:21.836
29	7.175	1:22.307
91	7.403	1:22.535
779	7.623	1:22.755
924	7.886	1:23.018
2	8.590	1:23.722
3	8.701	1:23.833
14	9.012	1:24.144
22	9.284	1:24.416
92	9.674	1:24.806
32	9.854	1:24.986
72	10.283	1:25.415
19	10.569	1:25.701
100	10.864	1:25.996
68	11.424	1:26.556
129	11.575	1:26.707
333	11.660	1:26.792
58	11.946	1:27.078
48	12.887	1:28.019
27	13.619	1:28.751
65	14.237	1:29.369

LAP 2 @ 17:01:22.363

NO	BEHIND	LAP TIME
134		1:12.267
226	0.335	1:11.172
40	1.097	1:12.065
36	2.344	1:12.991
49	2.394	1:13.211
411	3.634	1:12.377
661	3.702	1:13.329
71	5.493	1:14.465
30	5.570	1:13.669
45	6.115	1:14.102
128	6.372	1:14.115
80	6.541	1:14.248
87	7.138	1:14.292
39	7.691	1:14.969
81	7.831	1:14.361
51	8.273	1:15.038
5	9.222	1:15.408
91	9.480	1:14.967
29	9.849	1:15.564
779	10.085	1:15.352
924	10.509	1:15.513
2	10.865	1:15.165

3	11.134	1:15.323
14	11.733	1:15.611
22	12.156	1:15.762
92	12.615	1:15.831
32	13.129	1:16.165
19	13.456	1:15.777
72	14.088	1:16.695
100	14.629	1:16.655
68	15.438	1:16.904
129	15.999	1:17.314
58	16.867	1:17.811
333	17.147	1:18.377
48	19.277	1:19.280
27	21.294	1:20.565
65	21.799	1:20.452

LAP 3 @ 17:02:34.369

NO	BEHIND	LAP TIME
226		1:11.671
134	0.552	1:12.558
40	1.022	1:11.931
49	1.583	1:11.195
36	2.324	1:11.986
411	3.929	1:12.301
661	4.243	1:12.547
30	6.320	1:12.756
45	7.273	1:13.164
71	7.455	1:13.968
128	7.901	1:13.535
80	8.057	1:13.522
87	8.645	1:13.513
81	9.534	1:13.709
39	9.699	1:14.014
51	10.297	1:14.030
91	11.724	1:14.250
5	12.021	1:14.805
29	12.595	1:14.752
924	13.038	1:14.535
779	13.144	1:15.065
2	13.497	1:14.638
3	13.810	1:14.682
14	15.441	1:15.714
22	15.643	1:15.493
92	16.236	1:15.627
19	16.326	1:14.876
32	17.838	1:16.715
72	17.904	1:15.822
100	19.640	1:17.017
68	20.476	1:17.044
129	21.093	1:17.100
58	21.905	1:17.044
333	22.308	1:17.167
48	26.037	1:18.766
27	30.300	1:21.012
65	30.563	1:20.770

LAP 4 @ 17:03:45.837

NO	BEHIND	LAP TIME
226		1:11.468
134	1.891	1:12.807
49	2.148	1:12.033
40	2.262	1:12.708
36	2.756	1:11.900
411	4.567	1:12.106
661	5.824	1:13.049

45	8.352	1:12.547
71	9.353	1:13.366
128	9.530	1:13.097
80	9.640	1:13.051
87	10.087	1:12.910
30	10.298	1:15.446
81	11.465	1:13.399
39	12.083	1:13.852
51	12.840	1:14.011
91	14.286	1:14.030
5	14.915	1:14.362
29	15.245	1:14.118
779	15.798	1:14.122
924	16.052	1:14.482
3	16.867	1:14.525
2	17.096	1:15.067
14	19.474	1:15.501
22	19.679	1:15.504
19	20.130	1:15.272
92	20.444	1:15.676
72	22.543	1:16.107
32	22.848	1:16.478
100	24.288	1:16.116
68	25.429	1:16.421
129	26.492	1:16.867
58	26.986	1:16.549
333	27.839	1:16.999
48	32.851	1:18.282
27	39.027	1:20.195
65	39.718	1:20.623

LAP 5 @ 17:04:57.223

NO	BEHIND	LAP TIME
226		1:11.386
49	2.382	1:11.620
36	4.141	1:12.771
134	4.410	1:13.905
40	5.080	1:14.204
411	5.223	1:12.042
661	7.407	1:12.969
45	9.379	1:12.413
71	11.974	1:14.007
80	12.050	1:13.796
128	12.210	1:14.066
30	12.437	1:13.525
87	12.782	1:14.081
81	13.413	1:13.334
39	14.692	1:13.995
51	16.173	1:14.719
91	16.378	1:13.478
29	17.690	1:13.831
5	17.999	1:14.470
779	18.088	1:13.676
924	18.451	1:13.785
2	19.346	1:13.636
3	19.572	1:14.091
14	23.208	1:15.120
22	23.534	1:15.241
19	23.858	1:15.114
92	25.098	1:16.040
72	26.649	1:15.492
32	27.804	1:16.342
100	29.447	1:16.545
68	30.069	1:16.026
129	32.192	1:17.086
58	33.202	1:17.602

LAP 6 @ 17:06:08.753

NO	BEHIND	LAP TIME
226		1:11.530
49	2.529	1:11.677
36	4.596	1:11.985
134	5.567	1:12.687
411	6.002	1:12.309
40	6.251	1:12.701
661	8.605	1:12.728
45	10.211	1:12.362
80	13.681	1:13.161
71	13.922	1:13.478
87	16.365	1:15.113
81	16.661	1:14.778
39	18.768	1:15.606
91	18.878	1:14.030
51	20.056	1:15.413
29	20.175	1:14.015
5	20.588	1:14.119
779	21.278	1:14.720
924	21.790	1:14.869
2	22.329	1:14.513
3	27.511	1:19.469
14	27.607	1:15.929
19	27.929	1:15.601
22	28.425	1:16.421
92	29.650	1:16.082
72	30.966	1:15.847
32	35.151	1:18.877
100	35.249	1:17.332
68	35.923	1:17.384
129	39.392	1:18.730
333	39.531	1:17.783
58	39.567	1:17.895
48	47.085	1:19.021
65	58.029	1:19.969
27	59.494	1:21.457

LAP 7 @ 17:07:20.542

NO	BEHIND	LAP TIME
226		1:11.789
49	2.739	1:11.999
36	5.069	1:12.262
411	6.983	1:12.770
134	7.052	1:13.274
40	7.423	1:12.961
661	10.590	1:13.774
45	11.487	1:13.065
71	16.318	1:14.185
80	16.350	1:14.458
81	19.242	1:14.370
87	19.299	1:14.723
91	21.925	1:14.836
39	22.140	1:15.161
29	23.185	1:14.799
51	23.279	1:15.012
5	23.611	1:14.812
779	24.136	1:14.647
924	24.649	1:14.648
2	25.256	1:14.716

3	31.112	1:15.390
14	31.377	1:15.559
19	31.554	1:15.414
22	32.758	1:16.122
92	33.091	1:15.230
72	38.167	1:18.990
32	40.614	1:17.252
100	40.832	1:17.372
68	41.151	1:17.017
129	44.728	1:17.125
333	45.051	1:17.309
58	50.975	1:23.197
48	52.421	1:17.125
65	1:05.869	1:19.629
27	1:08.701	1:20.996

BMCRC - MRO Championships 2023 - Rnd 4 @ Donington Park

DART Motorsport MRO 600 in Clubman 600 & GP2 / EVO

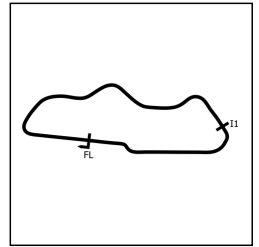
RACE 18 - POSITION CHART

No	Name	Lap Pos	Lap						
			1	2	3	4	5	6	7
137	BULL	1	137	134	226	226	226	226	226
226	HARTGROVE	2	134	226	134	134	49	49	49
49	WALLINGTON	3	40	40	40	49	36	36	36
40	ROSS	4	226	36	49	40	134	134	411
36	FOWLE	5	49	49	36	36	40	411	134
134	GILBERT	6	36	411	411	411	411	40	40
411	LEATHERLAND	7	661	661	661	661	661	661	661
45	MARSH	8	71	71	30	45	45	45	45
661	HARRIS	9	411	30	45	71	71	80	71
80	CREASEY	10	30	45	71	128	80	71	80
71	MACRAE	11	45	128	128	80	128	87	81
87	POVAH	12	128	80	80	87	30	81	87
30	JONES	13	80	87	87	30	87	39	91
39	MONK	14	39	39	81	81	81	91	39
128	HOARE	15	87	81	39	39	39	51	29
29	SHEPPHARD	16	51	51	51	51	51	29	51
81	McMULLAN	17	81	5	91	91	91	5	5
91	HIRST	18	5	91	5	5	29	779	779
779	BRIAN	19	29	29	29	29	5	924	924
51	CLARKE	20	91	779	924	779	779	2	2
19	HANDS	21	779	924	779	924	924	3	3
5	MACRAE	22	924	2	2	3	2	14	14
924	WILSON	23	2	3	3	2	3	19	19
3	MACRAE	24	3	14	14	14	14	22	22
2	GILL	25	14	22	22	22	22	92	92
14	MUIR	26	22	92	92	19	19	72	72
32	ROBINSON	27	92	32	19	92	92	32	32
92	CALDWELL	28	32	19	32	72	72	100	100
72	BARNES	29	72	72	72	32	32	68	68
22	TRUNDLE	30	19	100	100	100	100	129	129
68	OTTER	31	100	68	68	68	68	333	333
100	HOWTON	32	68	129	129	129	129	58	58
58	NICHOLAS	33	129	58	58	58	58	48	48
129	JAMES	34	333	333	333	333	333	65	65
333	PERKS	35	58	48	48	48	48	27	27
48	HALL	36	48	27	27	27	27		
65	SOILLEUX	37	27	65	65	65	65		
27	PETTS	38	65						

BMCRC - MRO Championships 2023 - Rnd 4 @ Donington Park

DART Motorsport MRO 600 in Clubman 600 & GP2 / EVO

RACE 18 - SECTOR ANALYSIS



SECTOR 1 = FL to I1, SECTOR 2 = I1 to FL, DIFF = Difference To Personal Best Lap, P = Crossed Finish Line in Pit Lane, D = Time Disallowed

P6 40 C		Henry ROSS		Yamaha R6 -		
IDEAL LAP TIME : 1:11.902		BEST LAP TIME : 1:11.931		DIFFERENCE : 0.029		
LAP	SECTOR 1	SECTOR 2	LAP TIME	MPH	DIFF	TIME OF DAY
1 -		25.866	1:17.054	92.46	5.123	17:00:11.395
2 -	47.018	25.047	1:12.065 (2)	98.86	0.134	17:01:23.460
3 -	46.855	25.076	1:11.931 (1)	99.04		17:02:35.391
4 -	47.443	25.265	1:12.708	97.98	0.777	17:03:48.099
5 -	47.635	26.569	1:14.204	96.01	2.273	17:05:02.303
6 -	47.311	25.390	1:12.701 (3)	97.99	0.770	17:06:15.004
7 -	47.542	25.419	1:12.961	97.65	1.030	17:07:27.965

P7 661 EVO		Cameron HARRIS		Triumph 675R - Harris / Tony Scott Motorsport		
IDEAL LAP TIME : 1:12.464		BEST LAP TIME : 1:12.547		DIFFERENCE : 0.083		
LAP	SECTOR 1	SECTOR 2	LAP TIME	MPH	DIFF	TIME OF DAY
1 -		25.373	1:18.395	90.88	5.848	17:00:12.736
2 -	47.619	25.710	1:13.329	97.15	0.782	17:01:26.065
3 -	47.120	25.427	1:12.547 (1)	98.20		17:02:38.612
4 -	47.705	25.344	1:13.049	97.53	0.502	17:03:51.661
5 -	47.349	25.620	1:12.969 (3)	97.63	0.422	17:05:04.630
6 -	47.335	25.393	1:12.728 (2)	97.96	0.181	17:06:17.358
7 -	47.962	25.812	1:13.774	96.57	1.227	17:07:31.132

P8 45 EVO		Jake MARSH		Triumph 765 -		
IDEAL LAP TIME : 1:11.995		BEST LAP TIME : 1:12.362		DIFFERENCE : 0.367		
LAP	SECTOR 1	SECTOR 2	LAP TIME	MPH	DIFF	TIME OF DAY
1 -		26.398	1:20.035	89.01	7.673	17:00:14.376
2 -	47.864	26.238	1:14.102	96.14	1.740	17:01:28.478
3 -	47.220	25.944	1:13.164	97.37	0.802	17:02:41.642
4 -	47.122	25.425	1:12.547 (3)	98.20	0.185	17:03:54.189
5 -	47.148	25.265	1:12.413 (2)	98.38	0.051	17:05:06.602
6 -	46.730	25.632	1:12.362 (1)	98.45		17:06:18.964
7 -	47.513	25.552	1:13.065	97.51	0.703	17:07:32.029

P9 71		Oliver MACRAE		- Gorilla Racing		
IDEAL LAP TIME : 1:13.272		BEST LAP TIME : 1:13.366		DIFFERENCE : 0.094		
LAP	SECTOR 1	SECTOR 2	LAP TIME	MPH	DIFF	TIME OF DAY
1 -		25.706	1:19.050	90.12	5.684	17:00:13.391
2 -	48.656	25.809	1:14.465	95.67	1.099	17:01:27.856
3 -	48.401	25.567	1:13.968 (3)	96.32	0.602	17:02:41.824
4 -	47.705	25.661	1:13.366 (1)	97.11		17:03:55.190
5 -	48.212	25.795	1:14.007	96.26	0.641	17:05:09.197
6 -	47.757	25.721	1:13.478 (2)	96.96	0.112	17:06:22.675
7 -	48.375	25.810	1:14.185	96.03	0.819	17:07:36.860

P10 80		Morgan CREASEY		Yamaha R6 - Warics Ltd		
IDEAL LAP TIME : 1:12.979		BEST LAP TIME : 1:13.051		DIFFERENCE : 0.072		
LAP	SECTOR 1	SECTOR 2	LAP TIME	MPH	DIFF	TIME OF DAY
1 -		26.144	1:20.315	88.70	7.264	17:00:14.656
2 -	48.669	25.579	1:14.248	95.95	1.197	17:01:28.904
3 -	47.952	25.570	1:13.522 (3)	96.90	0.471	17:02:42.426
4 -	47.459	25.592	1:13.051 (1)	97.52		17:03:55.477
5 -	47.485	26.311	1:13.796	96.54	0.745	17:05:09.273
6 -	47.409	25.752	1:13.161 (2)	97.38	0.110	17:06:22.434
7 -	48.372	26.086	1:14.458	95.68	1.407	17:07:36.892

BMCRC - MRO Championships 2023 - Rnd 4 @ Donington Park

DART Motorsport MRO 600 in Clubman 600 & GP2 / EVO

RACE 18 - SECTOR ANALYSIS



SECTOR 1 = FL to I1, SECTOR 2 = I1 to FL, DIFF = Difference To Personal Best Lap, P = Crossed Finish Line in Pit Lane, D = Time Disallowed

P36 128		Kelvin HOARE		Yamaha R6 - Southern and Country Roofing Ltd			
IDEAL LAP TIME : 1:13.097		BEST LAP TIME : 1:13.097		DIFFERENCE : 0.000			
LAP	SECTOR 1	SECTOR 2	LAP TIME	MPH	DIFF	TIME OF DAY	
1 -		26.586	1:20.279	88.74	7.182	17:00:14.620	
2 -	48.394	25.721	1:14.115	96.12	1.018	17:01:28.735	
3 -	47.860	25.675	1:13.535 (2)	96.88	0.438	17:02:42.270	
4 -	47.424	25.673	1:13.097 (1)	97.46		17:03:55.367	
5 -	48.120	25.946	1:14.066 (3)	96.19	0.969	17:05:09.433	

P37 30		Lewis JONES		Yamaha R6 - 151 s			
IDEAL LAP TIME : 1:12.607		BEST LAP TIME : 1:12.756		DIFFERENCE : 0.149			
LAP	SECTOR 1	SECTOR 2	LAP TIME	MPH	DIFF	TIME OF DAY	
1 -		26.116	1:19.923	89.14	7.167	17:00:14.264	
2 -	48.183	25.486	1:13.669 (3)	96.71	0.913	17:01:27.933	
3 -	47.558	25.198	1:12.756 (1)	97.92		17:02:40.689	
4 -	47.409	28.037	1:15.446	94.43	2.690	17:03:56.135	
5 -	47.729	25.796	1:13.525 (2)	96.90	0.769	17:05:09.660	

P38 137		James BULL		Yamaha R6 -			
IDEAL LAP TIME :		BEST LAP TIME :		DIFFERENCE :			
LAP	SECTOR 1	SECTOR 2	LAP TIME	MPH	DIFF	TIME OF DAY	
1 -		25.337	1:15.132	94.82		17:00:09.473	

BMCRC - MRO Championships 2023 - Rnd 4 @ Donington Park

DART Motorsport MRO 600 in Clubman 600 & GP2 / EVO

RACE 18 - BEST SECTORS

SECTOR 1			SECTOR 2			IDEAL / BEST COMPARISON						
POS	NO	NAME	TIME	NO	NAME	TIME	POS	NO	NAME	IDEAL	BEST	DIFF
									PERFECT LAP	1:10.887		
1	226	HARTGROVE	46.070	49	WALLINGTON	24.817	1	49	WALLINGTON	1:10.996	1:11.195	0.199
2	49	WALLINGTON	46.179	226	HARTGROVE	24.940	2	226	HARTGROVE	1:11.010	1:11.172	0.162
3	36	FOWLE	46.559	134	GILBERT	24.958	3	36	FOWLE	1:11.768	1:11.900	0.132
4	411	LEATHERLAND	46.708	40	ROSS	25.047	4	40	ROSS	1:11.902	1:11.931	0.029
5	45	MARSH	46.730	30	JONES	25.198	5	411	LEATHERLAND	1:11.919	1:12.042	0.123
6	40	ROSS	46.855	36	FOWLE	25.209	6	45	MARSH	1:11.995	1:12.362	0.367
7	661	HARRIS	47.120	411	LEATHERLAND	25.211	7	134	GILBERT	1:12.091	1:12.267	0.176
8	134	GILBERT	47.133	45	MARSH	25.265	8	661	HARRIS	1:12.464	1:12.547	0.083
9	87	POVAH	47.276	51	CLARKE	25.300	9	30	JONES	1:12.607	1:12.756	0.149
10	80	CREASEY	47.409	137	BULL	25.337	10	87	POVAH	1:12.880	1:12.910	0.030
11	30	JONES	47.409	661	HARRIS	25.344	11	80	CREASEY	1:12.979	1:13.051	0.072
12	128	HOARE	47.424	71	MACRAE	25.567	12	128	HOARE	1:13.097	1:13.097	0.000
13	81	McMULLAN	47.567	80	CREASEY	25.570	13	81	McMULLAN	1:13.140	1:13.334	0.194
14	91	HIRST	47.671	81	McMULLAN	25.573	14	71	MACRAE	1:13.272	1:13.366	0.094
15	71	MACRAE	47.705	87	POVAH	25.604	15	51	CLARKE	1:13.298	1:14.011	0.713
16	2	GILL	47.894	3	MACRAE	25.632	16	91	HIRST	1:13.428	1:13.478	0.050
17	779	BRIAN	47.958	29	SHEPPHARD	25.641	17	2	GILL	1:13.636	1:13.636	0.000
18	924	WILSON	47.984	128	HOARE	25.673	18	779	BRIAN	1:13.676	1:13.676	0.000
19	51	CLARKE	47.998	779	BRIAN	25.718	19	924	WILSON	1:13.785	1:13.785	0.000
20	39	MONK	48.004	2	GILL	25.742	20	29	SHEPPHARD	1:13.831	1:13.831	0.000
21	29	SHEPPHARD	48.190	5	MACRAE	25.744	21	39	MONK	1:13.852	1:13.852	0.000
22	5	MACRAE	48.283	91	HIRST	25.757	22	5	MACRAE	1:14.027	1:14.119	0.092
23	19	HANDS	48.374	924	WILSON	25.801	23	3	MACRAE	1:14.091	1:14.091	0.000
24	3	MACRAE	48.459	39	MONK	25.848	24	19	HANDS	1:14.371	1:14.876	0.505
25	14	MUIR	48.806	22	TRUNDLE	25.954	25	14	MUIR	1:14.880	1:15.120	0.240
26	92	CALDWELL	48.999	19	HANDS	25.997	26	92	CALDWELL	1:15.230	1:15.230	0.000
27	72	BARNES	49.187	14	MUIR	26.074	27	22	TRUNDLE	1:15.241	1:15.241	0.000
28	22	TRUNDLE	49.287	72	BARNES	26.212	28	72	BARNES	1:15.399	1:15.492	0.093
29	68	OTTER	49.330	92	CALDWELL	26.231	29	68	OTTER	1:15.979	1:16.026	0.047
30	100	HOWTON	49.571	32	ROBINSON	26.377	30	32	ROBINSON	1:16.067	1:16.165	0.098
31	58	NICHOLAS	49.646	100	HOWTON	26.545	31	100	HOWTON	1:16.116	1:16.116	0.000
32	32	ROBINSON	49.690	68	OTTER	26.649	32	58	NICHOLAS	1:16.549	1:16.549	0.000
33	333	PERKS	49.998	333	PERKS	26.678	33	333	PERKS	1:16.676	1:16.825	0.149
34	129	JAMES	50.002	48	HALL	26.728	34	129	JAMES	1:16.745	1:16.867	0.122
35	48	HALL	50.397	129	JAMES	26.743	35	48	HALL	1:17.125	1:17.125	0.000
36	65	SOILLEUX	52.454	58	NICHOLAS	26.903	36	65	SOILLEUX	1:19.629	1:19.629	0.000
37	27	PETTS	52.539	65	SOILLEUX	27.175	37	27	PETTS	1:19.998	1:20.195	0.197
38				27	PETTS	27.459	38	137	BULL			

BMCRC - MRO Championships 2023 - Rnd 4 @ Donington Park

DART Motorsport MRO 600 in Clubman 600 & GP2 / EVO

RACE 18 - STATISTICS

Competitors Started 38
Planned Start 2023-06-03 @ 16:30:00.000
Actual Start 2023-06-03 @ 16:58:54.340
Finish Time 2023-06-03 @ 17:07:20.541
Track Length 1.9790mi.
Total Laps 256
Total Distance Covered 506.6412mi.

Session Fastest Lap History

NO	CL	NAME	LAP TIME	TIME OF DAY	LAP	VEHICLE
134		Don GILBERT	1:12.267	17:01:22.392	2	Kawasaki
226		Adam HARTGROVE	1:11.172	17:01:22.719	2	Yamaha R6

Session Leader History

NO	CL	NAME	FROM LAP	LAPS LED	DISTANCE	VEHICLE
137		James BULL	1	1	1.94 miles	Yamaha R6
134		Don GILBERT	2	1	1.97 miles	Kawasaki
226		Adam HARTGROVE	3	5	9.89 miles	Yamaha R6

Flag History

TYPE	TIME OF DAY
GREEN	16:58:54.340
FINISH	17:07:20.541

Flag Statistics

TYPE	COUNT	TOTAL LAPS	TOTAL TIME
Green	1	7	9:51.948
Red	0	0	0.000
Safety Car	0	0	0.000
FCY	0	0	0.000

BMCRC - MRO Championships 2023 - Rnd 4 @ Donington Park

DART Motorsport MRO 600 in Clubman 600 & GP2 / EVO

RACE 18 - STATISTICS

CLASS :

17 Starters

Fastest Lap History

NO	NAME	LAP TIME	TIME OF DAY	LAP	VEHICLE
134	Don GILBERT	1:12.267	17:01:22.392	2	Kawasaki
226	Adam HARTGROVE	1:11.172	17:01:22.719	2	Yamaha R6

Leader History

NO	NAME	FROM LAP	LAPS LED	DISTANCE	VEHICLE
137	James BULL	1	1	1.94 miles	Yamaha R6
134	Don GILBERT	2	1	1.97 miles	Kawasaki
226	Adam HARTGROVE	3	5	9.89 miles	Yamaha R6

BMCRC - MRO Championships 2023 - Rnd 4 @ Donington Park

DART Motorsport MRO 600 in Clubman 600 & GP2 / EVO

RACE 18 - STATISTICS

CLASS : C

18 Starters

Fastest Lap History

NO	NAME	LAP TIME	TIME OF DAY	LAP	VEHICLE
40	Henry ROSS	1:12.065	17:01:23.480	2	Yamaha R6
40	Henry ROSS	1:11.931	17:02:35.411	3	Yamaha R6

Leader History

NO	NAME	FROM LAP	LAPS LED	DISTANCE	VEHICLE
40	Henry ROSS	1	7	13.81 miles	Yamaha R6

BMCRC - MRO Championships 2023 - Rnd 4 @ Donington Park

DART Motorsport MRO 600 in Clubman 600 & GP2 / EVO

RACE 18 - STATISTICS

CLASS : EVO

3 Starters

Fastest Lap History

NO	NAME	LAP TIME	TIME OF DAY	LAP	VEHICLE
49	Luke WALLINGTON	1:13.211	17:01:24.757	2	Triumph 765
49	Luke WALLINGTON	1:11.195	17:02:35.972	3	Triumph 765

Leader History

NO	NAME	FROM LAP	LAPS LED	DISTANCE	VEHICLE
49	Luke WALLINGTON	1	7	13.81 miles	Triumph 765

BMCRC - MRO Championships 2023 - Rnd 4 @ Donington Park



DART Motorsport MRO 600 in Clubman 600 & GP2 / EVO

RACE 8 - GRID (10 Laps)

ROW 13	39	85 Sam GREEN	1:20.195	38	27 Timothy PETTS	1:19.629	37	65 Ian SOILLEUX
ROW 12	36	48 Max HALL	1:17.125	35	129 David JAMES	1:16.867	34	333 Adam PERKS
ROW 11	33	58 Paul NICHOLAS	1:16.549	32	32 James ROBINSON	1:16.165	31	100 Craig HOWTON
ROW 10	30	68 Neville OTTER	1:16.026	29	72 Nick BARNES	1:15.492	28	22 Toby TRUNDLE
ROW 9	27	92 Tommi CALDWELL	1:15.230	26	14 Jack MUIR	1:15.120	25	19 Arran HANDS
ROW 8	24	5 Luke MACRAE	1:14.119	23	3 Max MACRAE	1:14.091	22	51 Ross CLARKE
ROW 7	21	39 Aaron MONK	1:13.852	20	29 Michael SHEPPHARD	1:13.831	19	924 Jamie WILSON
ROW 6	18	779 Terry BRIAN	1:13.676	17	2 Andy GILL	1:13.636	16	91 Sam HIRST
ROW 5	15	71 Oliver MACRAE	1:13.366	14	81 Fred McMULLAN	1:13.334	13	128 Kelvin HOARE
ROW 4	12	80 Morgan CREASEY	1:13.051	11	87 Keith POVAH	1:12.910	10	30 Lewis JONES
ROW 3	9	661 Cameron HARRIS	1:12.547	8	45 Jake MARSH	1:12.362	7	137 James BULL
ROW 2	6	134 Don GILBERT	1:12.267	5	411 Lynden LEATHERLAND	1:12.042	4	40 Henry ROSS
ROW 1	3	36 Harry FOWLE	1:11.900	2	49 Luke WALLINGTON	1:11.195	1	226 Adam HARTGROVE
Pole								

Donington Park National: 1.9790 miles

These results are provisional until the conclusion of any judicial and technical matters.

Clerk Of Course :	Stewards :	Timekeeper : Richard Evans
-------------------	------------	----------------------------

Results can be found at www.tsl-timing.com

Printed - 17:15 Saturday, 03 June 2023



BMCRC - MRO Championships 2023 - Rnd 4 @ Donington Park



DART Motorsport MRO 600 in Clubman 600 & GP2 / EVO

RACE 8 - CLASSIFICATION

POS	NO	CL	PIC NAME	ENTRY	LAPS	TIME	GAP	DIFF	MPH	BEST	ON
1	226		Adam HARTGROVE	Yamaha R6 - Adam Hartgrove Racing	7	8:23.449			98.79	1:11.378	2
2	36*		Harry FOWLE	Yamaha R6 - HF Refinishing Racing	7	8:25.332	1.883	1.883	98.42	1:11.424	2
3	137		James BULL	Yamaha R6 -	7	8:25.659	2.210	0.327	98.35	1:10.781	5
4	411		Lynden LEATHERLAND	Yamaha R6 - GL fabrications	7	8:26.537	3.088	0.878	98.18	1:11.066	3
5	40	C	Henry ROSS	Yamaha R6 -	7	8:26.899	3.450	0.362	98.11	1:11.212	4
6	49	EVO	Luke WALLINGTON	Triumph 765 - Elmech Racing	7	8:28.286	4.837	1.387	97.85	1:11.169	3
7	134		Don GILBERT	Kawasaki -	7	8:28.337	4.888	0.051	97.84	1:11.630	4
8	661	EVO	Cameron HARRIS	Triumph 675R - Harris / Tony Scott Motorsport	7	8:28.537	5.088	0.200	97.80	1:11.270	6
9	80		Morgan CREASEY	Yamaha R6 - Warics Ltd	7	8:31.717	8.268	3.180	97.19	1:11.901	5
10	30		Lewis JONES	Yamaha R6 - 151 s	7	8:32.824	9.375	1.107	96.98	1:11.889	6
11	91	C	Sam HIRST	Kawasaki 636 - Team Valley Racing	7	8:38.085	14.636	5.261	95.99	1:12.722	3
12	71		Oliver MACRAE	- Gorilla Racing	7	8:38.487	15.038	0.402	95.92	1:12.958	3
13	81		Fred McMULLAN	Kawasaki ZX636 - Orwell Motorcycles Ipswich	7	8:39.306	15.857	0.819	95.77	1:12.748	3
14	779	C	Terry BRIAN	Yamaha R6 - Two Techs Renault Specialist	7	8:40.710	17.261	1.404	95.51	1:13.126	2
15	51		Ross CLARKE	Kawasaki ZX600RR - RC FARRIERY Racing	7	8:42.715	19.266	2.005	95.14	1:13.426	4
16	14	C	Jack MUIR	Kawasaki ZX636 -	7	8:42.965	19.516	0.250	95.10	1:13.547	2
17	5	C	Luke MACRAE	Kawasaki ZX6R - MacRae & Co Racing	7	8:43.453	20.004	0.488	95.01	1:13.473	3
18	2		Andy GILL	Kawasaki ZX6R -	7	8:44.318	20.869	0.865	94.85	1:13.471	3
19	92	C	Tommi CALDWELL	Yamaha R6 - Dart Motorsport	7	8:57.901	34.452	13.583	92.46	1:14.992	7
20	22	C	Toby TRUNDLE	Yamaha R6 - Harris Motorcycles / A. Harland Race C	7	8:58.882	35.433	0.981	92.29	1:15.838	6
21	72		Nick BARNES	Yamaha R6 - Park Electric	7	8:59.276	35.827	0.394	92.22	1:15.446	3
22	19	C	Arran HANDS	Triumph DAYTONA 675 - Dura Flue	7	8:59.583	36.134	0.307	92.17	1:14.466	6
23	32		James ROBINSON	Yamaha R6 - claire palastanga ceramics	7	9:04.352	40.903	4.769	91.36	1:15.717	3
24	333	C	Adam PERKS	Triumph 675 - J&K Ross	7	9:05.973	42.524	1.621	91.09	1:16.550	7
25	68	C	Neville OTTER	Kawasaki ZX6R - Spice Boy Racing	7	9:08.041	44.592	2.068	90.75	1:16.578	4
26	129	C	David JAMES	Yamaha R6 -	7	9:12.452	49.003	4.411	90.02	1:17.221	7
27	48	C	Max HALL	Yamaha R6 - Hall's Carpentry Bristol & Bath	7	9:12.866	49.417	0.414	89.96	1:17.462	3
28	65		Ian SOILLEUX	Kawasaki ZX6 - BDRacing	7	9:28.734	1:05.285	15.868	87.45	1:19.578	6
29	27	C	Timothy PETTS	Triumph DAYTONA 675 - Norfolk Triumph Racing Te	7	9:30.978	1:07.529	2.244	87.10	1:20.338	5

NOT CLASSIFIED

DNF	45	EVO	Jake MARSH	Triumph 765 -	6	7:17.711	1 Lap	1 Lap	97.35	1:11.609	4
DNF	29	C	Michael SHEPPHARD	Kawasaki ZX6R -	4	4:58.296	3 Laps	2 Laps	95.08	1:12.413	4

NOT STARTED

NS	58	C	Paul NICHOLAS	Yamaha YZF R6 - BWT SOUTHERN/ Geoff
NS	100		Craig HOWTON	Kawasaki ZX6R - ME

FASTEST LAP

	137		James BULL	Yamaha R6 -	5	1:10.781	100.65 mph	161.99 kph
	49	EVO	Luke WALLINGTON	Triumph 765 - Elmech Racing	3	1:11.169	100.10 mph	161.10 kph
	40	C	Henry ROSS	Yamaha R6 -	4	1:11.212	100.04 mph	161.01 kph

#36 - No working transponder, please fix for your next race.

Class - 92.5% of Race Speed = 91.38 mph
 Class C - 92.5% of Race Speed = 90.75 mph
 Class EVO - 92.5% of Race Speed = 90.51 mph

Weather / Track : Bright / Dry

These results are provisional until the conclusion of any judicial and technical matters.

Race Distance: 7 Laps / 13.85 miles

Donington Park National: 1.9790 miles

Date: 04/06/2023 Start: 11:56 Finish: 12:05

Clerk Of Course :	Stewards :	Timekeeper : Richard Evans
-------------------	------------	----------------------------

Results can be found at www.tsl-timing.com

Printed - 12:07 Sunday, 04 June 2023



BMCRC - MRO Championships 2023 - Rnd 4 @ Donington Park

DART Motorsport MRO 600 in Clubman 600 & GP2 / EVO

RACE 8 - POSITION CHART

No	Name	Lap								
		Pos	1	2	3	4	5	6	7	
2	GILL	1	226	226	226	226	226	226	226	
30	JONES	2	36	36	36	36	36	36	36	
32	ROBINSON	3	49	49	49	49	49	137	137	
36	FOWLE	4	134	134	411	411	411	411	411	
51	CLARKE	5	40	411	134	134	137	49	40	
65	SOILLEUX	6	137	40	40	40	40	40	49	
71	MACRAE	7	411	661	661	137	134	134	134	
72	BARNES	8	661	45	137	661	661	661	661	
80	CREASEY	9	45	137	45	45	45	45	80	
81	McMULLAN	10	30	30	80	80	80	80	30	
100	HOWTON	11	80	80	30	30	30	30	91	
137	BULL	12	91	91	91	91	91	91	71	
226	HARTGROVE	13	71	71	71	71	71	71	81	
411	LEATHERLAND	14	81	81	81	29	81	81	779	
134	GILBERT	15	779	779	29	81	779	779	51	
5	MACRAE	16	29	29	779	779	14	14	14	
14	MUIR	17	5	5	5	5	5	51	5	
19	HANDS	18	14	14	14	14	51	5	2	
22	TRUNDLE	19	51	51	51	51	2	2	92	
27	PETTS	20	2	2	2	2	22	22	22	
29	SHEPPHARD	21	22	22	22	22	92	92	72	
40	ROSS	22	92	92	92	92	72	72	19	
48	HALL	23	68	72	72	72	32	19	32	
58	NICHOLAS	24	72	68	32	32	19	32	333	
68	OTTER	25	333	333	68	68	68	333	68	
91	HIRST	26	32	32	333	333	333	68	129	
92	CALDWELL	27	48	19	19	19	48	129	48	
129	JAMES	28	19	48	48	48	129	48	65	
333	PERKS	29	129	129	129	129	65	65	27	
779	BRIAN	30	27	65	65	65	27	27		
49	WALLINGTON	31	65	27	27	27				
661	HARRIS	32								
45	MARSH	33								

BMCRC - MRO Championships 2023 - Rnd 4 @ Donington Park

DART Motorsport MRO 600 in Clubman 600 & GP2 / EVO

RACE 8 - SECTOR ANALYSIS



SECTOR 1 = FL to I1, SECTOR 2 = I1 to FL, DIFF = Difference To Personal Best Lap, P = Crossed Finish Line in Pit Lane, D = Time Disallowed

P1 226 Adam HARTGROVE		Yamaha R6 - Adam Hartgrove Racing				
IDEAL LAP TIME : 1:11.226		BEST LAP TIME : 1:11.378		DIFFERENCE : 0.152		
LAP	SECTOR 1	SECTOR 2	LAP TIME	MPH	DIFF	TIME OF DAY
1 -		25.021	1:14.512	95.61	3.134	11:57:53.470
2 -	46.205	25.173	1:11.378 (1)	99.81		11:59:04.848
3 -	46.279	25.110	1:11.389 (2)	99.80	0.011	12:00:16.237
4 -	46.320	25.106	1:11.426	99.74	0.048	12:01:27.663
5 -	46.275	25.336	1:11.611	99.49	0.233	12:02:39.274
6 -	46.464	25.268	1:11.732	99.32	0.354	12:03:51.006
7 -	46.359	25.042	1:11.401 (3)	99.78	0.023	12:05:02.407

P2 36 Harry FOWLE		Yamaha R6 - HF Refinishing Racing				
IDEAL LAP TIME :		BEST LAP TIME : 1:11.424		DIFFERENCE :		
LAP	SECTOR 1	SECTOR 2	LAP TIME	MPH	DIFF	TIME OF DAY
1 -			1:14.987	95.01	3.563	11:57:53.945
2 -			1:11.424 (1)	99.75		11:59:05.369
3 -			1:11.509 (3)	99.63	0.085	12:00:16.878
4 -			1:11.494 (2)	99.65	0.070	12:01:28.372
5 -			1:11.721	99.33	0.297	12:02:40.093
6 -			1:12.002	98.95	0.578	12:03:52.095
7 -			1:12.195	98.68	0.771	12:05:04.290

P3 137 James BULL		Yamaha R6 -				
IDEAL LAP TIME : 1:10.434		BEST LAP TIME : 1:10.781		DIFFERENCE : 0.347		
LAP	SECTOR 1	SECTOR 2	LAP TIME	MPH	DIFF	TIME OF DAY
1 -		25.491	1:16.589	93.02	5.808	11:57:55.547
2 -	48.715	25.024	1:13.739	96.61	2.958	11:59:09.286
3 -	46.297	24.870	1:11.167	100.11	0.386	12:00:20.453
4 -	45.915	24.899	1:10.814 (2)	100.61	0.033	12:01:31.267
5 -	45.878	24.903	1:10.781 (1)	100.65		12:02:42.048
6 -	46.730	24.903	1:11.633	99.46	0.852	12:03:53.681
7 -	45.564	25.372	1:10.936 (3)	100.43	0.155	12:05:04.617

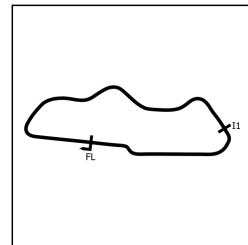
P4 411 Lynden LEATHERLAND		Yamaha R6 - GL fabrications				
IDEAL LAP TIME : 1:11.066		BEST LAP TIME : 1:11.066		DIFFERENCE : 0.000		
LAP	SECTOR 1	SECTOR 2	LAP TIME	MPH	DIFF	TIME OF DAY
1 -		25.576	1:16.792	92.77	5.726	11:57:55.750
2 -	46.923	25.278	1:12.201	98.67	1.135	11:59:07.951
3 -	46.201	24.865	1:11.066 (1)	100.25		12:00:19.017
4 -	46.351	25.095	1:11.446 (3)	99.72	0.380	12:01:30.463
5 -	46.223	25.167	1:11.390 (2)	99.79	0.324	12:02:41.853
6 -	46.775	25.275	1:12.050	98.88	0.984	12:03:53.903
7 -	46.365	25.227	1:11.592	99.51	0.526	12:05:05.495

P5 40 C Henry ROSS		Yamaha R6 -				
IDEAL LAP TIME : 1:11.193		BEST LAP TIME : 1:11.212		DIFFERENCE : 0.019		
LAP	SECTOR 1	SECTOR 2	LAP TIME	MPH	DIFF	TIME OF DAY
1 -		25.407	1:16.372	93.28	5.160	11:57:55.330
2 -	47.384	25.373	1:12.757	97.92	1.545	11:59:08.087
3 -	46.572	25.149	1:11.721	99.33	0.509	12:00:19.808
4 -	46.351	24.861	1:11.212 (1)	100.04		12:01:31.020
5 -	46.619	24.842	1:11.461 (3)	99.69	0.249	12:02:42.481
6 -	46.696	25.437	1:12.133	98.77	0.921	12:03:54.614
7 -	46.397	24.846	1:11.243 (2)	100.00	0.031	12:05:05.857

BMCRC - MRO Championships 2023 - Rnd 4 @ Donington Park

DART Motorsport MRO 600 in Clubman 600 & GP2 / EVO

RACE 8 - SECTOR ANALYSIS



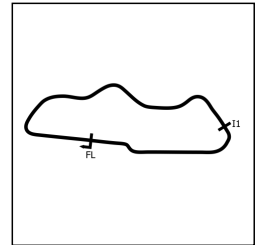
SECTOR 1 = FL to I1, SECTOR 2 = I1 to FL, DIFF = Difference To Personal Best Lap, P = Crossed Finish Line in Pit Lane, D = Time Disallowed

LAP	SECTOR 1	SECTOR 2	LAP TIME	MPH	DIFF	TIME OF DAY
P6 49 EVO Luke WALLINGTON Triumph 765 - Elmech Racing						
IDEAL LAP TIME : 1:10.742		BEST LAP TIME : 1:11.169		DIFFERENCE : 0.427		
1 -		25.079	1:15.317	94.59	4.148	11:57:54.275
2 -	46.832	25.040	1:11.872 (2)	99.12	0.703	11:59:06.147
3 -	45.702	25.467	1:11.169 (1)	100.10		12:00:17.316
4 -	46.707	25.492	1:12.199 (3)	98.68	1.030	12:01:29.515
5 -	46.639	25.624	1:12.263	98.59	1.094	12:02:41.778
6 -	47.211	25.438	1:12.649	98.06	1.480	12:03:54.427
7 -	47.037	25.780	1:12.817	97.84	1.648	12:05:07.244
P7 134 Don GILBERT Kawasaki -						
IDEAL LAP TIME : 1:11.413		BEST LAP TIME : 1:11.630		DIFFERENCE : 0.217		
1 -		25.167	1:15.961	93.79	4.331	11:57:54.919
2 -	47.313	25.031	1:12.344	98.48	0.714	11:59:07.263
3 -	47.055	24.841	1:11.896 (3)	99.09	0.266	12:00:19.159
4 -	46.572	25.058	1:11.630 (1)	99.46		12:01:30.789
5 -	47.017	25.164	1:12.181	98.70	0.551	12:02:42.970
6 -	46.624	25.220	1:11.844 (2)	99.16	0.214	12:03:54.814
7 -	46.794	25.687	1:12.481	98.29	0.851	12:05:07.295
P8 661 EVO Cameron HARRIS Triumph 675R - Harris / Tony Scott Motorsport						
IDEAL LAP TIME : 1:11.270		BEST LAP TIME : 1:11.270		DIFFERENCE : 0.000		
1 -		25.447	1:17.232	92.24	5.962	11:57:56.190
2 -	47.159	25.142	1:12.301	98.54	1.031	11:59:08.491
3 -	46.603	25.080	1:11.683 (3)	99.39	0.413	12:00:20.174
4 -	46.591	25.066	1:11.657 (2)	99.42	0.387	12:01:31.831
5 -	46.523	25.647	1:12.170	98.72	0.900	12:02:44.001
6 -	46.250	25.020	1:11.270 (1)	99.96		12:03:55.271
7 -	46.431	25.793	1:12.224	98.64	0.954	12:05:07.495
P9 80 Morgan CREASEY Yamaha R6 - Warics Ltd						
IDEAL LAP TIME : 1:11.780		BEST LAP TIME : 1:11.901		DIFFERENCE : 0.121		
1 -		25.423	1:17.756	91.62	5.855	11:57:56.714
2 -	47.821	25.631	1:13.452	96.99	1.551	11:59:10.166
3 -	46.828	25.138	1:11.966 (3)	99.00	0.065	12:00:22.132
4 -	46.642	25.339	1:11.981	98.97	0.080	12:01:34.113
5 -	46.658	25.243	1:11.901 (1)	99.08		12:02:46.014
6 -	46.655	25.298	1:11.953 (2)	99.01	0.052	12:03:57.967
7 -	47.265	25.443	1:12.708	97.98	0.807	12:05:10.675
P10 30 Lewis JONES Yamaha R6 - 151 s						
IDEAL LAP TIME : 1:11.889		BEST LAP TIME : 1:11.889		DIFFERENCE : 0.000		
1 -		25.626	1:17.688	91.70	5.799	11:57:56.646
2 -	48.013	25.454	1:13.467	96.97	1.578	11:59:10.113
3 -	46.983	25.345	1:12.328	98.50	0.439	12:00:22.441
4 -	46.821	25.399	1:12.220 (3)	98.65	0.331	12:01:34.661
5 -	46.732	25.390	1:12.122 (2)	98.78	0.233	12:02:46.783
6 -	46.566	25.323	1:11.889 (1)	99.10		12:03:58.672
7 -	47.723	25.387	1:13.110	97.45	1.221	12:05:11.782

BMCRC - MRO Championships 2023 - Rnd 4 @ Donington Park

DART Motorsport MRO 600 in Clubman 600 & GP2 / EVO

RACE 8 - SECTOR ANALYSIS



SECTOR 1 = FL to I1, SECTOR 2 = I1 to FL, DIFF = Difference To Personal Best Lap, P = Crossed Finish Line in Pit Lane, D = Time Disallowed

P11 91 C Sam HIRST		Kawasaki 636 - Team Valley Racing				
IDEAL LAP TIME : 1:12.671		BEST LAP TIME : 1:12.722		DIFFERENCE : 0.051		
LAP	SECTOR 1	SECTOR 2	LAP TIME	MPH	DIFF	TIME OF DAY
1 -		25.650	1:18.271	91.02	5.549	11:57:57.229
2 -	47.819	25.566	1:13.385 (3)	97.08	0.663	11:59:10.614
3 -	47.293	25.429	1:12.722 (1)	97.97		12:00:23.336
4 -	47.528	25.551	1:13.079 (2)	97.49	0.357	12:01:36.415
5 -	47.638	25.783	1:13.421	97.03	0.699	12:02:49.836
6 -	48.144	25.577	1:13.721	96.64	0.999	12:04:03.557
7 -	48.108	25.378	1:13.486	96.95	0.764	12:05:17.043

P12 71 Oliver MACRAE		- Gorilla Racing				
IDEAL LAP TIME : 1:12.725		BEST LAP TIME : 1:12.958		DIFFERENCE : 0.233		
LAP	SECTOR 1	SECTOR 2	LAP TIME	MPH	DIFF	TIME OF DAY
1 -		25.654	1:18.553	90.69	5.595	11:57:57.511
2 -	47.798	25.485	1:13.283 (3)	97.22	0.325	11:59:10.794
3 -	47.423	25.535	1:12.958 (1)	97.65		12:00:23.752
4 -	47.629	25.521	1:13.150 (2)	97.39	0.192	12:01:36.902
5 -	47.615	25.671	1:13.286	97.21	0.328	12:02:50.188
6 -	48.050	25.669	1:13.719	96.64	0.761	12:04:03.907
7 -	48.236	25.302	1:13.538	96.88	0.580	12:05:17.445

P13 81 Fred McMULLAN		Kawasaki ZX636 - Orwell Motorcycles ipswich				
IDEAL LAP TIME : 1:12.748		BEST LAP TIME : 1:12.748		DIFFERENCE : 0.000		
LAP	SECTOR 1	SECTOR 2	LAP TIME	MPH	DIFF	TIME OF DAY
1 -		25.804	1:18.925	90.27	6.177	11:57:57.883
2 -	47.790	25.687	1:13.477	96.96	0.729	11:59:11.360
3 -	47.320	25.428	1:12.748 (1)	97.93		12:00:24.108
4 -	47.522	25.662	1:13.184 (2)	97.35	0.436	12:01:37.292
5 -	47.637	25.789	1:13.426 (3)	97.03	0.678	12:02:50.718
6 -	47.899	26.018	1:13.917	96.38	1.169	12:04:04.635
7 -	47.970	25.659	1:13.629	96.76	0.881	12:05:18.264

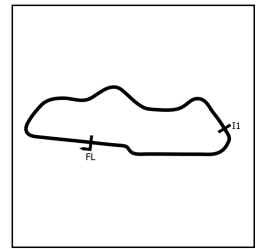
P14 779 C Terry BRIAN		Yamaha R6 - Two Techs Renault Specialist				
IDEAL LAP TIME : 1:12.962		BEST LAP TIME : 1:13.126		DIFFERENCE : 0.164		
LAP	SECTOR 1	SECTOR 2	LAP TIME	MPH	DIFF	TIME OF DAY
1 -		26.346	1:19.642	89.45	6.516	11:57:58.600
2 -	47.556	25.570	1:13.126 (1)	97.42		11:59:11.726
3 -	47.668	25.886	1:13.554	96.86	0.428	12:00:25.280
4 -	47.532	25.773	1:13.305 (2)	97.19	0.179	12:01:38.585
5 -	47.392	26.082	1:13.474 (3)	96.96	0.348	12:02:52.059
6 -	47.994	26.009	1:14.003	96.27	0.877	12:04:06.062
7 -	47.871	25.735	1:13.606	96.79	0.480	12:05:19.668

P15 51 Ross CLARKE		Kawasaki ZX600RR - RC FARRIERY Racing				
IDEAL LAP TIME : 1:12.990		BEST LAP TIME : 1:13.426		DIFFERENCE : 0.436		
LAP	SECTOR 1	SECTOR 2	LAP TIME	MPH	DIFF	TIME OF DAY
1 -		26.233	1:21.129	87.81	7.703	11:58:00.087
2 -	48.431	25.590	1:14.021	96.25	0.595	11:59:14.108
3 -	48.091	25.502	1:13.593	96.81	0.167	12:00:27.701
4 -	47.724	25.702	1:13.426 (1)	97.03		12:01:41.127
5 -	47.620	25.884	1:13.504 (3)	96.92	0.078	12:02:54.631
6 -	47.488	26.076	1:13.564	96.84	0.138	12:04:08.195
7 -	47.815	25.663	1:13.478 (2)	96.96	0.052	12:05:21.673

BMCRC - MRO Championships 2023 - Rnd 4 @ Donington Park

DART Motorsport MRO 600 in Clubman 600 & GP2 / EVO

RACE 8 - SECTOR ANALYSIS



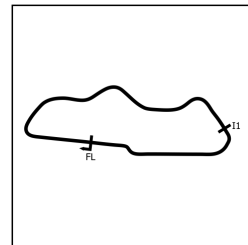
SECTOR 1 = FL to I1, SECTOR 2 = I1 to FL, DIFF = Difference To Personal Best Lap, P = Crossed Finish Line in Pit Lane, D = Time Disallowed

LAP	SECTOR 1	SECTOR 2	LAP TIME	MPH	DIFF	TIME OF DAY
P16 14 C Jack MUIR Kawasaki ZX636 -						
IDEAL LAP TIME : 1:13.157		BEST LAP TIME : 1:13.547		DIFFERENCE : 0.390		
1 -		25.876	1:20.374	88.64	6.827	11:57:59.332
2 -	48.131	25.416	1:13.547 (1)	96.87		11:59:12.879
3 -	48.067	25.504	1:13.571 (2)	96.84	0.024	12:00:26.450
4 -	47.983	25.704	1:13.687 (3)	96.68	0.140	12:01:40.137
5 -	47.741	25.955	1:13.696	96.67	0.149	12:02:53.833
6 -	48.034	26.111	1:14.145	96.09	0.598	12:04:07.978
7 -	48.314	25.631	1:13.945	96.35	0.398	12:05:21.923
P17 5 C Luke MACRAE Kawasaki ZX6R - MacRae & Co Racing						
IDEAL LAP TIME : 1:13.225		BEST LAP TIME : 1:13.473		DIFFERENCE : 0.248		
1 -		26.418	1:19.997	89.06	6.524	11:57:58.955
2 -	48.128	25.508	1:13.636 (2)	96.75	0.163	11:59:12.591
3 -	47.717	25.756	1:13.473 (1)	96.96		12:00:26.064
4 -	47.849	25.818	1:13.667 (3)	96.71	0.194	12:01:39.731
5 -	47.924	26.445	1:14.369	95.80	0.896	12:02:54.100
6 -	48.064	26.469	1:14.533	95.59	1.060	12:04:08.633
7 -	48.162	25.616	1:13.778	96.56	0.305	12:05:22.411
P18 2 Andy GILL Kawasaki ZX6R -						
IDEAL LAP TIME : 1:12.982		BEST LAP TIME : 1:13.471		DIFFERENCE : 0.489		
1 -		26.424	1:21.500	87.41	8.029	11:58:00.458
2 -	48.559	25.666	1:14.225	95.98	0.754	11:59:14.683
3 -	47.937	25.534	1:13.471 (1)	96.97		12:00:28.154
4 -	47.684	25.917	1:13.601 (3)	96.80	0.130	12:01:41.755
5 -	47.448	26.109	1:13.557 (2)	96.85	0.086	12:02:55.312
6 -	47.974	25.929	1:13.903	96.40	0.432	12:04:09.215
7 -	48.093	25.968	1:14.061	96.19	0.590	12:05:23.276
P19 92 C Tommi CALDWELL Yamaha R6 - Dart Motorsport						
IDEAL LAP TIME : 1:14.992		BEST LAP TIME : 1:14.992		DIFFERENCE : 0.000		
1 -		26.865	1:22.608	86.24	7.616	11:58:01.566
2 -	49.647	27.326	1:16.973	92.56	1.981	11:59:18.539
3 -	49.120	26.369	1:15.489 (2)	94.37	0.497	12:00:34.028
4 -	49.011	26.711	1:15.722	94.08	0.730	12:01:49.750
5 -	49.636	26.781	1:16.417	93.23	1.425	12:03:06.167
6 -	49.210	26.490	1:15.700 (3)	94.11	0.708	12:04:21.867
7 -	48.687	26.305	1:14.992 (1)	95.00		12:05:36.859
P20 22 C Toby TRUNDLE Yamaha R6 - Harris Motorcycles / A. Harland Race Services						
IDEAL LAP TIME : 1:15.796		BEST LAP TIME : 1:15.838		DIFFERENCE : 0.042		
1 -		26.500	1:22.089	86.79	6.251	11:58:01.047
2 -	49.817	26.391	1:16.208	93.48	0.370	11:59:17.255
3 -	49.585	26.539	1:16.124 (3)	93.59	0.286	12:00:33.379
4 -	49.470	26.467	1:15.937 (2)	93.82	0.099	12:01:49.316
5 -	49.797	26.624	1:16.421	93.22	0.583	12:03:05.737
6 -	49.479	26.359	1:15.838 (1)	93.94		12:04:21.575
7 -	49.939	26.326	1:16.265	93.41	0.427	12:05:37.840

BMCRC - MRO Championships 2023 - Rnd 4 @ Donington Park

DART Motorsport MRO 600 in Clubman 600 & GP2 / EVO

RACE 8 - SECTOR ANALYSIS



SECTOR 1 = FL to I1, SECTOR 2 = I1 to FL, DIFF = Difference To Personal Best Lap, P = Crossed Finish Line in Pit Lane, D = Time Disallowed

P21 72		Nick BARNES		Yamaha R6 - Park Electric			
IDEAL LAP TIME : 1:15.446		BEST LAP TIME : 1:15.446		DIFFERENCE : 0.000			
LAP	SECTOR 1	SECTOR 2	LAP TIME	MPH	DIFF	TIME OF DAY	
1 -		26.966	1:23.837	84.98	8.391	11:58:02.795	
2 -	50.164	26.562	1:16.726	92.85	1.280	11:59:19.521	
3 -	49.086	26.360	1:15.446 (1)	94.43		12:00:34.967	
4 -	49.202	26.385	1:15.587 (2)	94.25	0.141	12:01:50.554	
5 -	49.450	26.613	1:16.063	93.66	0.617	12:03:06.617	
6 -	49.248	26.444	1:15.692 (3)	94.12	0.246	12:04:22.309	
7 -	49.509	26.416	1:15.925	93.83	0.479	12:05:38.234	

P22 19 C		Arran HANDS		Triumph DAYTONA 675 - Dura Flue			
IDEAL LAP TIME : 1:14.466		BEST LAP TIME : 1:14.466		DIFFERENCE : 0.000			
LAP	SECTOR 1	SECTOR 2	LAP TIME	MPH	DIFF	TIME OF DAY	
1 -		30.901	1:26.891	81.99	12.425	11:58:05.849	
2 -	49.646	26.420	1:16.066	93.66	1.600	11:59:21.915	
3 -	48.672	26.571	1:15.243	94.68	0.777	12:00:37.158	
4 -	49.707	27.063	1:16.770	92.80	2.304	12:01:53.928	
5 -	48.443	26.471	1:14.914 (2)	95.10	0.448	12:03:08.842	
6 -	48.311	26.155	1:14.466 (1)	95.67		12:04:23.308	
7 -	48.789	26.444	1:15.233 (3)	94.70	0.767	12:05:38.541	

P23 32		James ROBINSON		Yamaha R6 - claire palastanga ceramics			
IDEAL LAP TIME : 1:15.547		BEST LAP TIME : 1:15.717		DIFFERENCE : 0.170			
LAP	SECTOR 1	SECTOR 2	LAP TIME	MPH	DIFF	TIME OF DAY	
1 -		27.851	1:25.325	83.49	9.608	11:58:04.283	
2 -	49.946	26.735	1:16.681	92.91	0.964	11:59:20.964	
3 -	49.291	26.426	1:15.717 (1)	94.09		12:00:36.681	
4 -	49.121	26.815	1:15.936 (2)	93.82	0.219	12:01:52.617	
5 -	49.459	26.622	1:16.081 (3)	93.64	0.364	12:03:08.698	
6 -	49.909	27.273	1:17.182	92.30	1.465	12:04:25.880	
7 -	50.722	26.708	1:17.430	92.01	1.713	12:05:43.310	

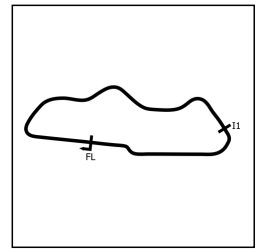
P24 333 C		Adam PERKS		Triumph 675 - J&K Ross			
IDEAL LAP TIME : 1:16.533		BEST LAP TIME : 1:16.550		DIFFERENCE : 0.017			
LAP	SECTOR 1	SECTOR 2	LAP TIME	MPH	DIFF	TIME OF DAY	
1 -		27.140	1:24.249	84.56	7.699	11:58:03.207	
2 -	50.172	26.826	1:16.998	92.53	0.448	11:59:20.205	
3 -	49.830	26.820	1:16.650 (2)	92.95	0.100	12:00:36.855	
4 -	49.841	26.992	1:16.833 (3)	92.72	0.283	12:01:53.688	
5 -	50.299	27.321	1:17.620	91.78	1.070	12:03:11.308	
6 -	50.299	26.774	1:17.073	92.44	0.523	12:04:28.381	
7 -	49.847	26.703	1:16.550 (1)	93.07		12:05:44.931	

P25 68 C		Neville OTTER		Kawasaki ZX6R - Spice Boy Racing			
IDEAL LAP TIME : 1:16.416		BEST LAP TIME : 1:16.578		DIFFERENCE : 0.162			
LAP	SECTOR 1	SECTOR 2	LAP TIME	MPH	DIFF	TIME OF DAY	
1 -		27.019	1:23.575	85.24	6.997	11:58:02.533	
2 -	50.002	27.481	1:17.483 (3)	91.95	0.905	11:59:20.016	
3 -	49.680	27.140	1:16.820 (2)	92.74	0.242	12:00:36.836	
4 -	49.397	27.181	1:16.578 (1)	93.03		12:01:53.414	
5 -	50.185	27.620	1:17.805	91.57	1.227	12:03:11.219	
6 -	50.451	27.545	1:17.996	91.34	1.418	12:04:29.215	
7 -	50.327	27.457	1:17.784	91.59	1.206	12:05:46.999	

BMCRC - MRO Championships 2023 - Rnd 4 @ Donington Park

DART Motorsport MRO 600 in Clubman 600 & GP2 / EVO

RACE 8 - SECTOR ANALYSIS



SECTOR 1 = FL to I1, SECTOR 2 = I1 to FL, DIFF = Difference To Personal Best Lap, P = Crossed Finish Line in Pit Lane, D = Time Disallowed

P26 129 C		David JAMES		Yamaha R6 -		
IDEAL LAP TIME : 1:17.064		BEST LAP TIME : 1:17.221		DIFFERENCE : 0.157		
LAP	SECTOR 1	SECTOR 2	LAP TIME	MPH	DIFF	TIME OF DAY
1 -		29.812	1:27.174	81.72	9.953	11:58:06.132
2 -	50.996	27.088	1:18.084	91.24	0.863	11:59:24.216
3 -	50.227	27.333	1:17.560	91.85	0.339	12:00:41.776
4 -	50.496	27.163	1:17.659	91.74	0.438	12:01:59.435
5 -	50.134	27.145	1:17.279 (2)	92.19	0.058	12:03:16.714
6 -	50.103	27.372	1:17.475 (3)	91.96	0.254	12:04:34.189
7 -	49.976	27.245	1:17.221 (1)	92.26		12:05:51.410

P27 48 C		Max HALL		Yamaha R6 - Hall's Carpentry Bristol & Bath		
IDEAL LAP TIME : 1:17.326		BEST LAP TIME : 1:17.462		DIFFERENCE : 0.136		
LAP	SECTOR 1	SECTOR 2	LAP TIME	MPH	DIFF	TIME OF DAY
1 -		27.056	1:25.715	83.11	8.253	11:58:04.673
2 -	50.964	27.149	1:18.113	91.20	0.651	11:59:22.786
3 -	50.393	27.069	1:17.462 (1)	91.97		12:00:40.248
4 -	50.799	27.217	1:18.016	91.32	0.554	12:01:58.264
5 -	50.564	27.227	1:17.791 (3)	91.58	0.329	12:03:16.055
6 -	50.619	27.585	1:18.204	91.10	0.742	12:04:34.259
7 -	50.270	27.295	1:17.565 (2)	91.85	0.103	12:05:51.824

P28 65		Ian SOILLEUX		Kawasaki ZX6 - BDRacing		
IDEAL LAP TIME : 1:19.176		BEST LAP TIME : 1:19.578		DIFFERENCE : 0.402		
LAP	SECTOR 1	SECTOR 2	LAP TIME	MPH	DIFF	TIME OF DAY
1 -		28.161	1:27.954	81.00	8.376	11:58:06.912
2 -	52.544	27.264	1:19.808 (3)	89.27	0.230	11:59:26.720
3 -	52.870	27.852	1:20.722	88.26	1.144	12:00:47.442
4 -	52.753	27.799	1:20.552	88.44	0.974	12:02:07.994
5 -	52.727	27.621	1:20.348	88.67	0.770	12:03:28.342
6 -	51.912	27.666	1:19.578 (1)	89.53		12:04:47.920
7 -	52.363	27.409	1:19.772 (2)	89.31	0.194	12:06:07.692

P29 27 C		Timothy PETTS		Triumph DAYTONA 675 - Norfolk Triumph Racing Team		
IDEAL LAP TIME : 1:19.943		BEST LAP TIME : 1:20.338		DIFFERENCE : 0.395		
LAP	SECTOR 1	SECTOR 2	LAP TIME	MPH	DIFF	TIME OF DAY
1 -		28.164	1:27.397	81.51	7.059	11:58:06.355
2 -	53.589	27.624	1:21.213	87.72	0.875	11:59:27.568
3 -	52.862	27.741	1:20.603	88.39	0.265	12:00:48.171
4 -	52.319	28.048	1:20.367 (2)	88.65	0.029	12:02:08.538
5 -	52.671	27.667	1:20.338 (1)	88.68		12:03:28.876
6 -	52.323	28.143	1:20.466 (3)	88.54	0.128	12:04:49.342
7 -	52.565	28.029	1:20.594	88.40	0.256	12:06:09.936

P30 45 EVO		Jake MARSH		Triumph 765 -		
IDEAL LAP TIME : 1:11.556		BEST LAP TIME : 1:11.609		DIFFERENCE : 0.053		
LAP	SECTOR 1	SECTOR 2	LAP TIME	MPH	DIFF	TIME OF DAY
1 -		25.890	1:17.474	91.96	5.865	11:57:56.432
2 -	47.234	25.312	1:12.546	98.20	0.937	11:59:08.978
3 -	46.918	25.222	1:12.140 (3)	98.76	0.531	12:00:21.118
4 -	46.368	25.241	1:11.609 (1)	99.49		12:01:32.727
5 -	46.485	25.188	1:11.673 (2)	99.40	0.064	12:02:44.400
6 -	46.454	25.815	1:12.269	98.58	0.660	12:03:56.669

BMCRC - MRO Championships 2023 - Rnd 4 @ Donington Park

DART Motorsport MRO 600 in Clubman 600 & GP2 / EVO

RACE 8 - SECTOR ANALYSIS



SECTOR 1 = FL to I1, SECTOR 2 = I1 to FL, DIFF = Difference To Personal Best Lap, P = Crossed Finish Line in Pit Lane, D = Time Disallowed

P31 29 C		Michael SHEPPHARD		Kawasaki ZX6R -		
IDEAL LAP TIME : 1:12.228		BEST LAP TIME : 1:12.413		DIFFERENCE : 0.185		
LAP	SECTOR 1	SECTOR 2	LAP TIME	MPH	DIFF	TIME OF DAY
1 -		25.966	1:19.934	89.13	7.521	11:57:58.892
2 -	47.678	25.302	1:12.980 (3)	97.62	0.567	11:59:11.872
3 -	47.794	25.175	1:12.969 (2)	97.63	0.556	12:00:24.841
4 -	47.053	25.360	1:12.413 (1)	98.38		12:01:37.254

BMCRC - MRO Championships 2023 - Rnd 4 @ Donington Park

DART Motorsport MRO 600 in Clubman 600 & GP2 / EVO

RACE 8 - BEST SECTORS

SECTOR 1			SECTOR 2			IDEAL / BEST COMPARISON						
POS	NO	NAME	TIME	NO	NAME	TIME	POS	NO	NAME	IDEAL	BEST	DIFF
									PERFECT LAP	1:10.405		
1	137	BULL	45.564	134	GILBERT	24.841	1	137	BULL	1:10.434	1:10.781	0.347
2	49	WALLINGTON	45.702	40	ROSS	24.842	2	49	WALLINGTON	1:10.742	1:11.169	0.427
3	411	LEATHERLAND	46.201	411	LEATHERLAND	24.865	3	411	LEATHERLAND	1:11.066	1:11.066	0.000
4	226	HARTGROVE	46.205	137	BULL	24.870	4	40	ROSS	1:11.193	1:11.212	0.019
5	661	HARRIS	46.250	661	HARRIS	25.020	5	226	HARTGROVE	1:11.226	1:11.378	0.152
6	40	ROSS	46.351	226	HARTGROVE	25.021	6	661	HARRIS	1:11.270	1:11.270	0.000
7	45	MARSH	46.368	49	WALLINGTON	25.040	7	134	GILBERT	1:11.413	1:11.630	0.217
8	30	JONES	46.566	80	CREASEY	25.138	8	45	MARSH	1:11.556	1:11.609	0.053
9	134	GILBERT	46.572	29	SHEPPHARD	25.175	9	80	CREASEY	1:11.780	1:11.901	0.121
10	80	CREASEY	46.642	45	MARSH	25.188	10	30	JONES	1:11.889	1:11.889	0.000
11	29	SHEPPHARD	47.053	71	MACRAE	25.302	11	29	SHEPPHARD	1:12.228	1:12.413	0.185
12	91	HIRST	47.293	30	JONES	25.323	12	91	HIRST	1:12.671	1:12.722	0.051
13	81	McMULLAN	47.320	91	HIRST	25.378	13	71	MACRAE	1:12.725	1:12.958	0.233
14	779	BRIAN	47.392	14	MUIR	25.416	14	81	McMULLAN	1:12.748	1:12.748	0.000
15	71	MACRAE	47.423	81	McMULLAN	25.428	15	779	BRIAN	1:12.962	1:13.126	0.164
16	2	GILL	47.448	51	CLARKE	25.502	16	2	GILL	1:12.982	1:13.471	0.489
17	51	CLARKE	47.488	5	MACRAE	25.508	17	51	CLARKE	1:12.990	1:13.426	0.436
18	5	MACRAE	47.717	2	GILL	25.534	18	14	MUIR	1:13.157	1:13.547	0.390
19	14	MUIR	47.741	779	BRIAN	25.570	19	5	MACRAE	1:13.225	1:13.473	0.248
20	19	HANDS	48.311	19	HANDS	26.155	20	19	HANDS	1:14.466	1:14.466	0.000
21	92	CALDWELL	48.687	92	CALDWELL	26.305	21	92	CALDWELL	1:14.992	1:14.992	0.000
22	72	BARNES	49.086	22	TRUNDLE	26.326	22	72	BARNES	1:15.446	1:15.446	0.000
23	32	ROBINSON	49.121	72	BARNES	26.360	23	32	ROBINSON	1:15.547	1:15.717	0.170
24	68	OTTER	49.397	32	ROBINSON	26.426	24	22	TRUNDLE	1:15.796	1:15.838	0.042
25	22	TRUNDLE	49.470	333	PERKS	26.703	25	68	OTTER	1:16.416	1:16.578	0.162
26	333	PERKS	49.830	68	OTTER	27.019	26	333	PERKS	1:16.533	1:16.550	0.017
27	129	JAMES	49.976	48	HALL	27.056	27	129	JAMES	1:17.064	1:17.221	0.157
28	48	HALL	50.270	129	JAMES	27.088	28	48	HALL	1:17.326	1:17.462	0.136
29	65	SOILLEUX	51.912	65	SOILLEUX	27.264	29	65	SOILLEUX	1:19.176	1:19.578	0.402
30	27	PETTS	52.319	27	PETTS	27.624	30	27	PETTS	1:19.943	1:20.338	0.395
31							31	36	FOWLE		1:11.424	

BMCRC - MRO Championships 2023 - Rnd 4 @ Donington Park

DART Motorsport MRO 600 in Clubman 600 & GP2 / EVO

RACE 8 - STATISTICS

Competitors Started 31
Planned Start 2023-06-04 @ 11:50:00.000
Actual Start 2023-06-04 @ 11:56:38.957
Finish Time 2023-06-04 @ 12:05:02.406
Track Length 1.9790mi.
Total Laps 213
Total Distance Covered 421.5413mi.

Session Fastest Lap History

NO	CL	NAME	LAP TIME	TIME OF DAY	LAP	VEHICLE
226		Adam HARTGROVE	1:11.378	11:59:04.869	2	Yamaha R6
49	EVO	Luke WALLINGTON	1:11.169	12:00:17.337	3	Triumph 765
411		Lynden LEATHERLAND	1:11.066	12:00:19.039	3	Yamaha R6
137		James BULL	1:10.814	12:01:31.286	4	Yamaha R6
137		James BULL	1:10.781	12:02:42.068	5	Yamaha R6

Session Leader History

NO	CL	NAME	FROM LAP	LAPS LED	DISTANCE	VEHICLE
226		Adam HARTGROVE	1	7	13.81 miles	Yamaha R6

Flag History

TYPE	TIME OF DAY
GREEN	11:56:38.957
FINISH	12:05:02.406

Flag Statistics

TYPE	COUNT	TOTAL LAPS	TOTAL TIME
Green	1	7	9:59.509
Red	0	0	0.000
Safety Car	0	0	0.000
FCY	0	0	0.000

BMCRC - MRO Championships 2023 - Rnd 4 @ Donington Park

DART Motorsport MRO 600 in Clubman 600 & GP2 / EVO

RACE 8 - STATISTICS

CLASS :

14 Starters

Fastest Lap History

NO	NAME	LAP TIME	TIME OF DAY	LAP	VEHICLE
226	Adam HARTGROVE	1:11.378	11:59:04.869	2	Yamaha R6
411	Lynden LEATHERLAND	1:11.066	12:00:19.039	3	Yamaha R6
137	James BULL	1:10.814	12:01:31.286	4	Yamaha R6
137	James BULL	1:10.781	12:02:42.068	5	Yamaha R6

Leader History

NO	NAME	FROM LAP	LAPS LED	DISTANCE	VEHICLE
226	Adam HARTGROVE	1	7	13.81 miles	Yamaha R6

BMCRC - MRO Championships 2023 - Rnd 4 @ Donington Park

DART Motorsport MRO 600 in Clubman 600 & GP2 / EVO

RACE 8 - STATISTICS

CLASS : C

14 Starters

Fastest Lap History

NO	NAME	LAP TIME	TIME OF DAY	LAP	VEHICLE
40	Henry ROSS	1:12.757	11:59:08.107	2	Yamaha R6
40	Henry ROSS	1:11.721	12:00:19.828	3	Yamaha R6
40	Henry ROSS	1:11.212	12:01:31.041	4	Yamaha R6

Leader History

NO	NAME	FROM LAP	LAPS LED	DISTANCE	VEHICLE
40	Henry ROSS	1	7	13.81 miles	Yamaha R6

BMCRC - MRO Championships 2023 - Rnd 4 @ Donington Park

DART Motorsport MRO 600 in Clubman 600 & GP2 / EVO

RACE 8 - STATISTICS

CLASS : EVO

3 Starters

Fastest Lap History

NO	NAME	LAP TIME	TIME OF DAY	LAP	VEHICLE
49	Luke WALLINGTON	1:11.872	11:59:06.167	2	Triumph 765
49	Luke WALLINGTON	1:11.169	12:00:17.337	3	Triumph 765

Leader History

NO	NAME	FROM LAP	LAPS LED	DISTANCE	VEHICLE
49	Luke WALLINGTON	1	7	13.81 miles	Triumph 765

BMCRC - MRO Championships 2023 - Rnd 4 @ Donington Park



DART Motorsport MRO 600 in Clubman 600 & GP2 / EVO

RACE 19 - GRID (10 Laps)

ROW 13	39	85 Sam GREEN	38	3 Max MACRAE	37	39 Aaron MONK
ROW 12	36	924 Jamie WILSON	35	128 Kelvin HOARE	34	87 Keith POVAH
ROW 11	33	58 Paul NICHOLAS	32	100 Craig HOWTON	31	27 Timothy PETTS 1:20.338
ROW 10	30	65 Ian SOILLEUX 1:19.578	29	48 Max HALL 1:17.462	28	129 David JAMES 1:17.221
ROW 9	27	68 Neville OTTER 1:16.578	26	333 Adam PERKS 1:16.550	25	22 Toby TRUNDLE 1:15.838
ROW 8	24	32 James ROBINSON 1:15.717	23	72 Nick BARNES 1:15.446	22	92 Tommi CALDWELL 1:14.992
ROW 7	21	19 Arran HANDS 1:14.466	20	14 Jack MUIR 1:13.547	19	5 Luke MACRAE 1:13.473
ROW 6	18	2 Andy GILL 1:13.471	17	51 Ross CLARKE 1:13.426	16	779 Terry BRIAN 1:13.126
ROW 5	15	71 Oliver MACRAE 1:12.958	14	81 Fred McMULLAN 1:12.748	13	91 Sam HIRST 1:12.722
ROW 4	12	29 Michael SHEPPHARD 1:12.413	11	80 Morgan CREASEY 1:11.901	10	30 Lewis JONES 1:11.889
ROW 3	9	134 Don GILBERT 1:11.630	8	45 Jake MARSH 1:11.609	7	36 Harry FOWLE 1:11.424
ROW 2	6	226 Adam HARTGROVE 1:11.378	5	661 Cameron HARRIS 1:11.270	4	40 Henry ROSS 1:11.212
ROW 1	3	49 Luke WALLINGTON 1:11.169	2	411 Lynden LEATHERLAND 1:11.066	1	137 James BULL 1:10.781 Pole

Donington Park National: 1.9790 miles

These results are provisional until the conclusion of any judicial and technical matters.

Clerk Of Course :	Stewards :	Timekeeper : Richard Evans
-------------------	------------	----------------------------

Results can be found at www.tsl-timing.com

Printed - 12:10 Sunday, 04 June 2023



BMCRC - MRO Championships 2023 - Rnd 4 @ Donington Park



DART Motorsport MRO 600 in Clubman 600 & GP2 / EVO

RACE 19 - CLASSIFICATION

POS	NO	CL	PIC NAME	ENTRY	LAPS	TIME	GAP	DIFF	MPH	BEST	ON
1	137		1 James BULL	Yamaha R6 -	5	6:00.174			98.52	1:10.821	4
2	49	EVO	1 Luke WALLINGTON	Triumph 765 - Elmech Racing	5	6:00.247	0.073	0.073	98.50	1:10.685	3
3	411		2 Lynden LEATHERLAND	Yamaha R6 - GL fabrications	5	6:00.723	0.549	0.476	98.37	1:10.712	4
4	36		3 Harry FOWLE	Yamaha R6 - HF Refinishing Racing	5	6:02.754	2.580	2.031	97.82	1:11.276	3
5	661	EVO	2 Cameron HARRIS	Triumph 675R - Harris / Tony Scott Motorsport	5	6:04.450	4.276	1.696	97.37	1:11.922	5
6	226		4 Adam HARTGROVE	Yamaha R6 - Adam Hartgrove Racing	5	6:04.618	4.444	0.168	97.32	1:10.800	5
7	30		5 Lewis JONES	Yamaha R6 - 151 s	5	6:08.870	8.696	4.252	96.20	1:12.800	3
8	40	C	1 Henry ROSS	Yamaha R6 -	5	6:08.936	8.762	0.066	96.18	1:12.809	2
9	80		6 Morgan CREASEY	Yamaha R6 - Warics Ltd	5	6:09.178	9.004	0.242	96.12	1:12.714	4
10	134		7 Don GILBERT	Kawasaki -	5	6:10.306	10.132	1.128	95.83	1:12.732	2
11	51		8 Ross CLARKE	Kawasaki ZX600RR - RC FARRIERY Racing	5	6:10.892	10.718	0.586	95.67	1:12.617	4
12	91	C	2 Sam HIRST	Kawasaki 636 - Team Valley Racing	5	6:11.767	11.593	0.875	95.45	1:13.154	3
13	81		9 Fred McMULLAN	Kawasaki ZX636 - Orwell Motorcycles Ipswich	5	6:11.981	11.807	0.214	95.39	1:12.620	4
14	779	C	3 Terry BRIAN	Yamaha R6 - Two Techs Renault Specialist	5	6:13.510	13.336	1.529	95.00	1:13.187	4
15	71		10 Oliver MACRAE	- Gorilla Racing	5	6:13.631	13.457	0.121	94.97	1:13.475	4
16	14	C	4 Jack MUIR	Kawasaki ZX636 -	5	6:13.895	13.721	0.264	94.91	1:13.322	4
17	5	C	5 Luke MACRAE	Kawasaki ZX6R - MacRae & Co Racing	5	6:14.455	14.281	0.560	94.76	1:13.647	4
18	19	C	6 Arran HANDS	Triumph DAYTONA 675 - Dura Flue	5	6:21.971	21.797	7.516	92.90	1:14.788	3
19	72		11 Nick BARNES	Yamaha R6 - Park Electric	5	6:22.548	22.374	0.577	92.76	1:15.227	5
20	22	C	7 Toby TRUNDLE	Yamaha R6 - Harris Motorcycles / A. Harland Race C	5	6:23.230	23.056	0.682	92.59	1:15.115	5
21	92	C	8 Tommi CALDWELL	Yamaha R6 - Dart Motorsport	5	6:28.391	28.217	5.161	91.36	1:15.409	3
22	32		12 James ROBINSON	Yamaha R6 - claire palastanga ceramics	5	6:28.515	28.341	0.124	91.33	1:16.102	2
23	48	C	9 Max HALL	Yamaha R6 - Hall's Carpentry Bristol & Bath	5	6:28.703	28.529	0.188	91.29	1:15.797	5
24	58	C	10 Paul NICHOLAS	Yamaha YZF R6 - BWT SOUTHERN/ Geoff	5	6:32.580	32.406	3.877	90.39	1:16.572	3
25	68	C	11 Neville OTTER	Kawasaki ZX6R - Spice Boy Racing	5	6:34.447	34.273	1.867	89.96	1:17.039	3
26	129	C	12 David JAMES	Yamaha R6 -	5	6:34.739	34.565	0.292	89.89	1:17.184	3
27	27	C	13 Timothy PETTS	Triumph DAYTONA 675 - Norfolk Triumph Racing Te	5	6:57.218	57.044	22.479	85.05	1:19.403	2

NOT CLASSIFIED

DNF	45	EVO	Jake MARSH	Triumph 765 -	0
-----	----	-----	------------	---------------	---

FASTEST LAP

49	EVO	Luke WALLINGTON	Triumph 765 - Elmech Racing	3	1:10.685	100.79 mph	162.21 kph
411		Lynden LEATHERLAND	Yamaha R6 - GL fabrications	4	1:10.712	100.75 mph	162.15 kph
40	C	Henry ROSS	Yamaha R6 -	2	1:12.809	97.85 mph	157.48 kph

Class - 92.5% of Race Speed = 91.13 mph
 Class EVO - 92.5% of Race Speed = 91.11 mph
 Class C - 92.5% of Race Speed = 88.96 mph

Weather / Track : Sunny / Dry

These results are provisional until the conclusion of any judicial and technical matters.

Race Distance: 5 Laps / 9.89 miles
 Donington Park National: 1.9790 miles
 Date: 04/06/2023 Start: 16:20 Finish: 16:26

Clerk Of Course :	Stewards :	Timekeeper : Richard Evans
-------------------	------------	----------------------------

Results can be found at www.tsl-timing.com

Printed - 16:28 Sunday, 04 June 2023



BMCRC - MRO Championships 2023 - Rnd 4 @ Donington Park

DART Motorsport MRO 600 in Clubman 600 & GP2 / EVO

RACE 19 - LAP CHART

LAP 1 @ 16:22:09.710		
NO	BEHIND	LAP TIME

137		1:15.566
49	0.411	1:15.977
411	0.572	1:16.138
661	0.692	1:16.258
36	1.119	1:16.685
40	1.366	1:16.932
134	1.780	1:17.346
30	1.974	1:17.540
80	2.045	1:17.611
226	2.325	1:17.891
91	2.700	1:18.266
71	3.115	1:18.681
81	3.340	1:18.906
51	3.735	1:19.301
14	3.844	1:19.410
5	4.043	1:19.609
779	4.483	1:20.049
72	5.380	1:20.946
19	5.633	1:21.199
22	6.581	1:22.147
32	6.820	1:22.386
92	8.325	1:23.891
58	8.434	1:24.000
68	8.533	1:24.099
48	8.545	1:24.111
129	9.597	1:25.163
27	10.629	1:26.195

LAP 2 @ 16:23:21.141		
NO	BEHIND	LAP TIME

137		1:11.431
49	0.156	1:11.176
411	0.996	1:11.855
661	1.267	1:12.006
36	1.432	1:11.744
40	2.744	1:12.809
134	3.081	1:12.732
30	3.416	1:12.873
226	3.570	1:12.676
80	3.639	1:13.025
91	4.640	1:13.371
51	5.606	1:13.302
71	5.776	1:14.092
81	5.859	1:13.950
14	6.099	1:13.686
5	6.285	1:13.673
779	6.590	1:13.538
72	9.387	1:15.438
19	9.611	1:15.409
22	10.365	1:15.215
32	11.491	1:16.102
92	12.783	1:15.889
48	13.639	1:16.525
58	14.432	1:17.429
68	14.858	1:17.756
129	15.511	1:17.345
27	18.601	1:19.403

LAP 3 @ 16:24:31.982		
NO	BEHIND	LAP TIME

49		1:10.685
137	0.348	1:11.189

411	1.097	1:10.942	40	8.762	1:13.308
36	1.867	1:11.276	80	9.004	1:12.978
661	2.588	1:12.162	134	10.132	1:13.622
40	4.772	1:12.869	51	10.718	1:12.737
226	4.779	1:12.050	91	11.593	1:13.784
30	5.375	1:12.800	81	11.807	1:13.152
134	5.481	1:13.241	779	13.336	1:13.227
80	5.648	1:12.850	71	13.457	1:13.656
91	6.953	1:13.154	14	13.721	1:13.696
51	7.700	1:12.935	5	14.281	1:13.864
81	8.371	1:13.353	19	21.797	1:15.692
71	8.662	1:13.727	72	22.374	1:15.227
14	9.039	1:13.781	22	23.056	1:15.115
5	9.106	1:13.662	92	28.217	1:16.612
779	9.258	1:13.509	32	28.341	1:17.069
19	13.558	1:14.788	48	28.529	1:15.797
72	14.192	1:15.646	58	32.406	1:17.514
22	14.750	1:15.226	68	34.273	1:18.414
32	17.032	1:16.382	129	34.565	1:17.756
92	17.351	1:15.409	27	57.044	1:26.651
48	19.229	1:16.431			
58	20.163	1:16.572			
68	21.056	1:17.039			
129	21.854	1:17.184			
27	29.112	1:21.352			

LAP 4 @ 16:25:42.835		
NO	BEHIND	LAP TIME

49		1:10.853
137	0.316	1:10.821
411	0.956	1:10.712
36	2.497	1:11.483
661	3.837	1:12.102
226	5.127	1:11.201
40	6.937	1:13.018
30	7.329	1:12.807
80	7.509	1:12.714
134	7.993	1:13.365
91	9.292	1:13.192
51	9.464	1:12.617
81	10.138	1:12.620
71	11.284	1:13.475
14	11.508	1:13.322
779	11.592	1:13.187
5	11.900	1:13.647
19	17.588	1:14.883
72	18.630	1:15.291
22	19.424	1:15.527
32	22.755	1:16.576
92	23.088	1:16.590
48	24.215	1:15.839
58	26.375	1:17.065
68	27.342	1:17.139
129	28.292	1:17.291
27	41.876	1:23.617

LAP 5 @ 16:26:54.318		
NO	BEHIND	LAP TIME

137		1:11.167
49	0.073	1:11.556
411	0.549	1:11.076
36	2.580	1:11.566
661	4.276	1:11.922
226	4.444	1:10.800
30	8.696	1:12.850

Weather / Track : Sunny / Dry

Results can be found at www.tsl-timing.com

Donington Park National: 1.9790 miles
Date: 04/06/2023 Start: 16:20 Finish: 16:26

Printed - 16:29 Sunday, 04 June 2023

BMCRC - MRO Championships 2023 - Rnd 4 @ Donington Park

DART Motorsport MRO 600 in Clubman 600 & GP2 / EVO

RACE 19 - POSITION CHART

No	Name	Lap Pos	Lap				
			1	2	3	4	5
30	JONES	1	137	137	49	49	137
32	ROBINSON	2	49	49	137	137	49
36	FOWLE	3	411	411	411	411	411
51	CLARKE	4	661	661	36	36	36
71	MACRAE	5	36	36	661	661	661
72	BARNES	6	40	40	40	226	226
80	CREASEY	7	134	134	226	40	30
81	McMULLAN	8	30	30	30	30	40
137	BULL	9	80	226	134	80	80
226	HARTGROVE	10	226	80	80	134	134
411	LEATHERLAND	11	91	91	91	91	51
134	GILBERT	12	71	51	51	51	91
5	MACRAE	13	81	71	81	81	81
14	MUIR	14	51	81	71	71	779
19	HANDS	15	14	14	14	14	71
22	TRUNDLE	16	5	5	5	779	14
27	PETTS	17	779	779	779	5	5
40	ROSS	18	72	72	19	19	19
48	HALL	19	19	19	72	72	72
58	NICHOLAS	20	22	22	22	22	22
68	OTTER	21	32	32	32	32	92
91	HIRST	22	92	92	92	92	32
92	CALDWELL	23	58	48	48	48	48
129	JAMES	24	68	58	58	58	58
779	BRIAN	25	48	68	68	68	68
49	WALLINGTON	26	129	129	129	129	129
661	HARRIS	27	27	27	27	27	27
45	MARSH	28					

BMCRC - MRO Championships 2023 - Rnd 4 @ Donington Park

DART Motorsport MRO 600 in Clubman 600 & GP2 / EVO

RACE 19 - SECTOR ANALYSIS



SECTOR 1 = FL to I1, SECTOR 2 = I1 to FL, DIFF = Difference To Personal Best Lap, P = Crossed Finish Line in Pit Lane, D = Time Disallowed

P1 137 James BULL		Yamaha R6 -				
IDEAL LAP TIME : 1:10.795		BEST LAP TIME : 1:10.821		DIFFERENCE : 0.026		
LAP	SECTOR 1	SECTOR 2	LAP TIME	MPH	DIFF	TIME OF DAY
1 -		25.183	1:15.566	94.28	4.745	16:22:09.710
2 -	46.551	24.880	1:11.431	99.74	0.610	16:23:21.141
3 -	46.301	24.888	1:11.189 (3)	100.08	0.368	16:24:32.330
4 -	45.915	24.906	1:10.821 (1)	100.60		16:25:43.151
5 -	46.097	25.070	1:11.167 (2)	100.11	0.346	16:26:54.318

P2 49 EVO Luke WALLINGTON		Triumph 765 - Elmech Racing				
IDEAL LAP TIME : 1:10.685		BEST LAP TIME : 1:10.685		DIFFERENCE : 0.000		
LAP	SECTOR 1	SECTOR 2	LAP TIME	MPH	DIFF	TIME OF DAY
1 -		25.358	1:15.977	93.77	5.292	16:22:10.121
2 -	46.188	24.988	1:11.176 (3)	100.09	0.491	16:23:21.297
3 -	45.953	24.732	1:10.685 (1)	100.79		16:24:31.982
4 -	46.020	24.833	1:10.853 (2)	100.55	0.168	16:25:42.835
5 -	46.558	24.998	1:11.556	99.56	0.871	16:26:54.391

P3 411 Lynden LEATHERLAND		Yamaha R6 - GL fabrications				
IDEAL LAP TIME : 1:10.699		BEST LAP TIME : 1:10.712		DIFFERENCE : 0.013		
LAP	SECTOR 1	SECTOR 2	LAP TIME	MPH	DIFF	TIME OF DAY
1 -		25.645	1:16.138	93.57	5.426	16:22:10.282
2 -	46.919	24.936	1:11.855	99.15	1.143	16:23:22.137
3 -	46.179	24.763	1:10.942 (2)	100.42	0.230	16:24:33.079
4 -	45.936	24.776	1:10.712 (1)	100.75		16:25:43.791
5 -	45.951	25.125	1:11.076 (3)	100.23	0.364	16:26:54.867

P4 36 Harry FOWLE		Yamaha R6 - HF Refinishing Racing				
IDEAL LAP TIME : 1:11.203		BEST LAP TIME : 1:11.276		DIFFERENCE : 0.073		
LAP	SECTOR 1	SECTOR 2	LAP TIME	MPH	DIFF	TIME OF DAY
1 -		25.309	1:16.685	92.90	5.409	16:22:10.829
2 -	46.566	25.178	1:11.744	99.30	0.468	16:23:22.573
3 -	46.328	24.948	1:11.276 (1)	99.95		16:24:33.849
4 -	46.265	25.218	1:11.483 (2)	99.66	0.207	16:25:45.332
5 -	46.255	25.311	1:11.566 (3)	99.55	0.290	16:26:56.898

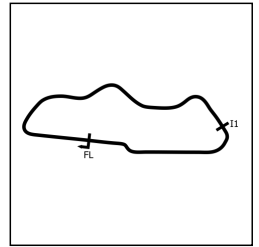
P5 661 EVO Cameron HARRIS		Triumph 675R - Harris / Tony Scott Motorsport				
IDEAL LAP TIME : 1:11.434		BEST LAP TIME : 1:11.922		DIFFERENCE : 0.488		
LAP	SECTOR 1	SECTOR 2	LAP TIME	MPH	DIFF	TIME OF DAY
1 -		25.463	1:16.258	93.42	4.336	16:22:10.402
2 -	46.628	25.378	1:12.006 (2)	98.94	0.084	16:23:22.408
3 -	47.295	24.867	1:12.162	98.73	0.240	16:24:34.570
4 -	46.995	25.107	1:12.102 (3)	98.81	0.180	16:25:46.672
5 -	46.567	25.355	1:11.922 (1)	99.06		16:26:58.594

P6 226 Adam HARTGROVE		Yamaha R6 - Adam Hartgrove Racing				
IDEAL LAP TIME : 1:10.800		BEST LAP TIME : 1:10.800		DIFFERENCE : 0.000		
LAP	SECTOR 1	SECTOR 2	LAP TIME	MPH	DIFF	TIME OF DAY
1 -		25.565	1:17.891	91.46	7.091	16:22:12.035
2 -	47.259	25.417	1:12.676	98.03	1.876	16:23:24.711
3 -	46.869	25.181	1:12.050 (3)	98.88	1.250	16:24:36.761
4 -	46.250	24.951	1:11.201 (2)	100.06	0.401	16:25:47.962
5 -	45.960	24.840	1:10.800 (1)	100.63		16:26:58.762

BMCRC - MRO Championships 2023 - Rnd 4 @ Donington Park

DART Motorsport MRO 600 in Clubman 600 & GP2 / EVO

RACE 19 - SECTOR ANALYSIS



SECTOR 1 = FL to I1, SECTOR 2 = I1 to FL, DIFF = Difference To Personal Best Lap, P = Crossed Finish Line in Pit Lane, D = Time Disallowed

P7 30		Lewis JONES		Yamaha R6 - 151 s		
IDEAL LAP TIME : 1:12.579		BEST LAP TIME : 1:12.800		DIFFERENCE : 0.221		
LAP	SECTOR 1	SECTOR 2	LAP TIME	MPH	DIFF	TIME OF DAY
1 -		25.537	1:17.540	91.88	4.740	16:22:11.684
2 -	47.292	25.581	1:12.873	97.76	0.073	16:23:24.557
3 -	47.484	25.316	1:12.800 (1)	97.86		16:24:37.357
4 -	47.263	25.544	1:12.807 (2)	97.85	0.007	16:25:50.164
5 -	47.341	25.509	1:12.850 (3)	97.79	0.050	16:27:03.014

P8 40 C		Henry ROSS		Yamaha R6 -		
IDEAL LAP TIME : 1:12.761		BEST LAP TIME : 1:12.809		DIFFERENCE : 0.048		
LAP	SECTOR 1	SECTOR 2	LAP TIME	MPH	DIFF	TIME OF DAY
1 -		25.292	1:16.932	92.60	4.123	16:22:11.076
2 -	47.602	25.207	1:12.809 (1)	97.85		16:23:23.885
3 -	47.554	25.315	1:12.869 (2)	97.77	0.060	16:24:36.754
4 -	47.684	25.334	1:13.018 (3)	97.57	0.209	16:25:49.772
5 -	47.602	25.706	1:13.308	97.18	0.499	16:27:03.080

P9 80		Morgan CREASEY		Yamaha R6 - Warics Ltd		
IDEAL LAP TIME : 1:12.714		BEST LAP TIME : 1:12.714		DIFFERENCE : 0.000		
LAP	SECTOR 1	SECTOR 2	LAP TIME	MPH	DIFF	TIME OF DAY
1 -		25.453	1:17.611	91.79	4.897	16:22:11.755
2 -	47.548	25.477	1:13.025	97.56	0.311	16:23:24.780
3 -	47.322	25.528	1:12.850 (2)	97.79	0.136	16:24:37.630
4 -	47.262	25.452	1:12.714 (1)	97.98		16:25:50.344
5 -	47.301	25.677	1:12.978 (3)	97.62	0.264	16:27:03.322

P10 134		Don GILBERT		Kawasaki -		
IDEAL LAP TIME : 1:12.732		BEST LAP TIME : 1:12.732		DIFFERENCE : 0.000		
LAP	SECTOR 1	SECTOR 2	LAP TIME	MPH	DIFF	TIME OF DAY
1 -		25.456	1:17.346	92.11	4.614	16:22:11.490
2 -	47.379	25.353	1:12.732 (1)	97.95		16:23:24.222
3 -	47.655	25.586	1:13.241 (2)	97.27	0.509	16:24:37.463
4 -	47.654	25.711	1:13.365 (3)	97.11	0.633	16:25:50.828
5 -	47.940	25.682	1:13.622	96.77	0.890	16:27:04.450

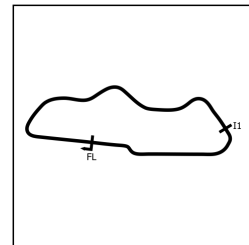
P11 51		Ross CLARKE		Kawasaki ZX600RR - RC FARRIERY Racing		
IDEAL LAP TIME : 1:12.427		BEST LAP TIME : 1:12.617		DIFFERENCE : 0.190		
LAP	SECTOR 1	SECTOR 2	LAP TIME	MPH	DIFF	TIME OF DAY
1 -		25.796	1:19.301	89.84	6.684	16:22:13.445
2 -	47.742	25.560	1:13.302	97.19	0.685	16:23:26.747
3 -	47.549	25.386	1:12.935 (3)	97.68	0.318	16:24:39.682
4 -	47.414	25.203	1:12.617 (1)	98.11		16:25:52.299
5 -	47.224	25.513	1:12.737 (2)	97.95	0.120	16:27:05.036

P12 91 C		Sam HIRST		Kawasaki 636 - Team Valley Racing		
IDEAL LAP TIME : 1:12.993		BEST LAP TIME : 1:13.154		DIFFERENCE : 0.161		
LAP	SECTOR 1	SECTOR 2	LAP TIME	MPH	DIFF	TIME OF DAY
1 -		25.551	1:18.266	91.03	5.112	16:22:12.410
2 -	47.803	25.568	1:13.371 (3)	97.10	0.217	16:23:25.781
3 -	47.442	25.712	1:13.154 (1)	97.39		16:24:38.935
4 -	47.545	25.647	1:13.192 (2)	97.34	0.038	16:25:52.127
5 -	47.986	25.798	1:13.784	96.56	0.630	16:27:05.911

BMCRC - MRO Championships 2023 - Rnd 4 @ Donington Park

DART Motorsport MRO 600 in Clubman 600 & GP2 / EVO

RACE 19 - SECTOR ANALYSIS



SECTOR 1 = FL to I1, SECTOR 2 = I1 to FL, DIFF = Difference To Personal Best Lap, P = Crossed Finish Line in Pit Lane, D = Time Disallowed

P13 81 Fred McMULLAN		Kawasaki ZX636 - Orwell Motorcycles ipswich				
IDEAL LAP TIME : 1:12.620		BEST LAP TIME : 1:12.620		DIFFERENCE : 0.000		
LAP	SECTOR 1	SECTOR 2	LAP TIME	MPH	DIFF	TIME OF DAY
1 -		25.831	1:18.906	90.29	6.286	16:22:13.050
2 -	47.861	26.089	1:13.950	96.34	1.330	16:23:27.000
3 -	47.816	25.537	1:13.353 (3)	97.12	0.733	16:24:40.353
4 -	47.217	25.403	1:12.620 (1)	98.10		16:25:52.973
5 -	47.477	25.675	1:13.152 (2)	97.39	0.532	16:27:06.125

P14 779 C Terry BRIAN		Yamaha R6 - Two Techs Renault Specialist				
IDEAL LAP TIME : 1:13.132		BEST LAP TIME : 1:13.187		DIFFERENCE : 0.055		
LAP	SECTOR 1	SECTOR 2	LAP TIME	MPH	DIFF	TIME OF DAY
1 -		25.911	1:20.049	89.00	6.862	16:22:14.193
2 -	47.660	25.878	1:13.538	96.88	0.351	16:23:27.731
3 -	47.869	25.640	1:13.509 (3)	96.92	0.322	16:24:41.240
4 -	47.545	25.642	1:13.187 (1)	97.34		16:25:54.427
5 -	47.492	25.735	1:13.227 (2)	97.29	0.040	16:27:07.654

P15 71 Oliver MACRAE		- Gorilla Racing				
IDEAL LAP TIME : 1:13.407		BEST LAP TIME : 1:13.475		DIFFERENCE : 0.068		
LAP	SECTOR 1	SECTOR 2	LAP TIME	MPH	DIFF	TIME OF DAY
1 -		25.761	1:18.681	90.55	5.206	16:22:12.825
2 -	47.898	26.194	1:14.092	96.15	0.617	16:23:26.917
3 -	47.890	25.837	1:13.727 (3)	96.63	0.252	16:24:40.644
4 -	47.803	25.672	1:13.475 (1)	96.96		16:25:54.119
5 -	47.735	25.921	1:13.656 (2)	96.72	0.181	16:27:07.775

P16 14 C Jack MUIR		Kawasaki ZX636 -				
IDEAL LAP TIME : 1:13.194		BEST LAP TIME : 1:13.322		DIFFERENCE : 0.128		
LAP	SECTOR 1	SECTOR 2	LAP TIME	MPH	DIFF	TIME OF DAY
1 -		25.694	1:19.410	89.71	6.088	16:22:13.554
2 -	48.093	25.593	1:13.686 (2)	96.68	0.364	16:23:27.240
3 -	48.104	25.677	1:13.781	96.56	0.459	16:24:41.021
4 -	47.601	25.721	1:13.322 (1)	97.16		16:25:54.343
5 -	47.807	25.889	1:13.696 (3)	96.67	0.374	16:27:08.039

P17 5 C Luke MACRAE		Kawasaki ZX6R - MacRae & Co Racing				
IDEAL LAP TIME : 1:13.193		BEST LAP TIME : 1:13.647		DIFFERENCE : 0.454		
LAP	SECTOR 1	SECTOR 2	LAP TIME	MPH	DIFF	TIME OF DAY
1 -		25.690	1:19.609	89.49	5.962	16:22:13.753
2 -	47.893	25.780	1:13.673 (3)	96.70	0.026	16:23:27.426
3 -	47.558	26.104	1:13.662 (2)	96.72	0.015	16:24:41.088
4 -	48.012	25.635	1:13.647 (1)	96.74		16:25:54.735
5 -	47.973	25.891	1:13.864	96.45	0.217	16:27:08.599

P18 19 C Arran HANDS		Triumph DAYTONA 675 - Dura Flue				
IDEAL LAP TIME : 1:14.540		BEST LAP TIME : 1:14.788		DIFFERENCE : 0.248		
LAP	SECTOR 1	SECTOR 2	LAP TIME	MPH	DIFF	TIME OF DAY
1 -		25.939	1:21.199	87.74	6.411	16:22:15.343
2 -	48.758	26.651	1:15.409 (3)	94.47	0.621	16:23:30.752
3 -	48.779	26.009	1:14.788 (1)	95.26		16:24:45.540
4 -	48.601	26.282	1:14.883 (2)	95.14	0.095	16:26:00.423
5 -	48.996	26.696	1:15.692	94.12	0.904	16:27:16.115

BMCRC - MRO Championships 2023 - Rnd 4 @ Donington Park

DART Motorsport MRO 600 in Clubman 600 & GP2 / EVO

RACE 19 - SECTOR ANALYSIS



SECTOR 1 = FL to I1, SECTOR 2 = I1 to FL, DIFF = Difference To Personal Best Lap, P = Crossed Finish Line in Pit Lane, D = Time Disallowed

P19	72	Nick BARNES	Yamaha R6 - Park Electric			
IDEAL LAP TIME : 1:14.750		BEST LAP TIME : 1:15.227		DIFFERENCE : 0.477		

LAP	SECTOR 1	SECTOR 2	LAP TIME	MPH	DIFF	TIME OF DAY
1 -		26.131	1:20.946	88.01	5.719	16:22:15.090
2 -	48.760	26.678	1:15.438 (3)	94.44	0.211	16:23:30.528
3 -	49.532	26.114	1:15.646	94.18	0.419	16:24:46.174
4 -	48.636	26.655	1:15.291 (2)	94.62	0.064	16:26:01.465
5 -	49.101	26.126	1:15.227 (1)	94.70		16:27:16.692

P20	22 C	Toby TRUNDLE	Yamaha R6 - Harris Motorcycles / A. Harland Race Services			
IDEAL LAP TIME : 1:15.115		BEST LAP TIME : 1:15.115		DIFFERENCE : 0.000		

LAP	SECTOR 1	SECTOR 2	LAP TIME	MPH	DIFF	TIME OF DAY
1 -		26.397	1:22.147	86.72	7.032	16:22:16.291
2 -	49.167	26.048	1:15.215 (2)	94.72	0.100	16:23:31.506
3 -	49.136	26.090	1:15.226 (3)	94.70	0.111	16:24:46.732
4 -	49.209	26.318	1:15.527	94.33	0.412	16:26:02.259
5 -	49.132	25.983	1:15.115 (1)	94.84		16:27:17.374

P21	92 C	Tommi CALDWELL	Yamaha R6 - Dart Motorsport			
IDEAL LAP TIME : 1:15.404		BEST LAP TIME : 1:15.409		DIFFERENCE : 0.005		

LAP	SECTOR 1	SECTOR 2	LAP TIME	MPH	DIFF	TIME OF DAY
1 -		27.768	1:23.891	84.92	8.482	16:22:18.035
2 -	49.437	26.452	1:15.889 (2)	93.88	0.480	16:23:33.924
3 -	48.952	26.457	1:15.409 (1)	94.47		16:24:49.333
4 -	49.542	27.048	1:16.590 (3)	93.02	1.181	16:26:05.923
5 -	49.838	26.774	1:16.612	92.99	1.203	16:27:22.535

P22	32	James ROBINSON	Yamaha R6 - claire palastanga ceramics			
IDEAL LAP TIME : 1:16.005		BEST LAP TIME : 1:16.102		DIFFERENCE : 0.097		

LAP	SECTOR 1	SECTOR 2	LAP TIME	MPH	DIFF	TIME OF DAY
1 -		26.468	1:22.386	86.47	6.284	16:22:16.530
2 -	49.680	26.422	1:16.102 (1)	93.61		16:23:32.632
3 -	50.004	26.378	1:16.382 (2)	93.27	0.280	16:24:49.014
4 -	49.627	26.949	1:16.576 (3)	93.04	0.474	16:26:05.590
5 -	50.310	26.759	1:17.069	92.44	0.967	16:27:22.659

P23	48 C	Max HALL	Yamaha R6 - Hall's Carpentry Bristol & Bath			
IDEAL LAP TIME : 1:15.677		BEST LAP TIME : 1:15.797		DIFFERENCE : 0.120		

LAP	SECTOR 1	SECTOR 2	LAP TIME	MPH	DIFF	TIME OF DAY
1 -		26.718	1:24.111	84.70	8.314	16:22:18.255
2 -	49.925	26.600	1:16.525	93.10	0.728	16:23:34.780
3 -	49.666	26.765	1:16.431 (3)	93.21	0.634	16:24:51.211
4 -	49.334	26.505	1:15.839 (2)	93.94	0.042	16:26:07.050
5 -	49.454	26.343	1:15.797 (1)	93.99		16:27:22.847

P24	58 C	Paul NICHOLAS	Yamaha YZF R6 - BWT SOUTHERN/ Geoff			
IDEAL LAP TIME : 1:16.572		BEST LAP TIME : 1:16.572		DIFFERENCE : 0.000		

LAP	SECTOR 1	SECTOR 2	LAP TIME	MPH	DIFF	TIME OF DAY
1 -		27.542	1:24.000	84.81	7.428	16:22:18.144
2 -	50.441	26.988	1:17.429 (3)	92.01	0.857	16:23:35.573
3 -	49.684	26.888	1:16.572 (1)	93.04		16:24:52.145
4 -	49.924	27.141	1:17.065 (2)	92.44	0.493	16:26:09.210
5 -	50.456	27.058	1:17.514	91.91	0.942	16:27:26.724

BMCRC - MRO Championships 2023 - Rnd 4 @ Donington Park

DART Motorsport MRO 600 in Clubman 600 & GP2 / EVO

RACE 19 - SECTOR ANALYSIS



SECTOR 1 = FL to I1, SECTOR 2 = I1 to FL, DIFF = Difference To Personal Best Lap, P = Crossed Finish Line in Pit Lane, D = Time Disallowed

P25 68 C		Neville OTTER		Kawasaki ZX6R - Spice Boy Racing			
IDEAL LAP TIME : 1:16.809		BEST LAP TIME : 1:17.039		DIFFERENCE : 0.230			
LAP	SECTOR 1	SECTOR 2	LAP TIME	MPH	DIFF	TIME OF DAY	
1 -		27.339	1:24.099	84.71	7.060	16:22:18.243	
2 -	50.801	26.955	1:17.756 (3)	91.62	0.717	16:23:35.999	
3 -	50.233	26.806	1:17.039 (1)	92.48		16:24:53.038	
4 -	50.003	27.136	1:17.139 (2)	92.36	0.100	16:26:10.177	
5 -	51.052	27.362	1:18.414	90.85	1.375	16:27:28.591	

P26 129 C		David JAMES		Yamaha R6 -			
IDEAL LAP TIME : 1:16.913		BEST LAP TIME : 1:17.184		DIFFERENCE : 0.271			
LAP	SECTOR 1	SECTOR 2	LAP TIME	MPH	DIFF	TIME OF DAY	
1 -		27.471	1:25.163	83.65	7.979	16:22:19.307	
2 -	50.410	26.935	1:17.345 (3)	92.11	0.161	16:23:36.652	
3 -	50.218	26.966	1:17.184 (1)	92.30		16:24:53.836	
4 -	49.978	27.313	1:17.291 (2)	92.17	0.107	16:26:11.127	
5 -	50.548	27.208	1:17.756	91.62	0.572	16:27:28.883	

P27 27 C		Timothy PETTS		Triumph DAYTONA 675 - Norfolk Triumph Racing Team			
IDEAL LAP TIME : 1:19.385		BEST LAP TIME : 1:19.403		DIFFERENCE : 0.018			
LAP	SECTOR 1	SECTOR 2	LAP TIME	MPH	DIFF	TIME OF DAY	
1 -		27.456	1:26.195	82.65	6.792	16:22:20.339	
2 -	51.929	27.474	1:19.403 (1)	89.72		16:23:39.742	
3 -	53.391	27.961	1:21.352 (2)	87.57	1.949	16:25:01.094	
4 -	54.467	29.150	1:23.617 (3)	85.20	4.214	16:26:24.711	
5 -	56.093	30.558	1:26.651	82.22	7.248	16:27:51.362	

BMCRC - MRO Championships 2023 - Rnd 4 @ Donington Park

DART Motorsport MRO 600 in Clubman 600 & GP2 / EVO

RACE 19 - BEST SECTORS

SECTOR 1			SECTOR 2			IDEAL / BEST COMPARISON						
POS	NO	NAME	TIME	NO	NAME	TIME	POS	NO	NAME	IDEAL	BEST	DIFF
									PERFECT LAP	1:10.647		
1	137	BULL	45.915	49	WALLINGTON	24.732	1	49	WALLINGTON	1:10.685	1:10.685	0.000
2	411	LEATHERLAND	45.936	411	LEATHERLAND	24.763	2	411	LEATHERLAND	1:10.699	1:10.712	0.013
3	49	WALLINGTON	45.953	226	HARTGROVE	24.840	3	137	BULL	1:10.795	1:10.821	0.026
4	226	HARTGROVE	45.960	661	HARRIS	24.867	4	226	HARTGROVE	1:10.800	1:10.800	0.000
5	36	FOWLE	46.255	137	BULL	24.880	5	36	FOWLE	1:11.203	1:11.276	0.073
6	661	HARRIS	46.567	36	FOWLE	24.948	6	661	HARRIS	1:11.434	1:11.922	0.488
7	81	McMULLAN	47.217	51	CLARKE	25.203	7	51	CLARKE	1:12.427	1:12.617	0.190
8	51	CLARKE	47.224	40	ROSS	25.207	8	30	JONES	1:12.579	1:12.800	0.221
9	80	CREASEY	47.262	30	JONES	25.316	9	81	McMULLAN	1:12.620	1:12.620	0.000
10	30	JONES	47.263	134	GILBERT	25.353	10	80	CREASEY	1:12.714	1:12.714	0.000
11	134	GILBERT	47.379	81	McMULLAN	25.403	11	134	GILBERT	1:12.732	1:12.732	0.000
12	91	HIRST	47.442	80	CREASEY	25.452	12	40	ROSS	1:12.761	1:12.809	0.048
13	779	BRIAN	47.492	91	HIRST	25.551	13	91	HIRST	1:12.993	1:13.154	0.161
14	40	ROSS	47.554	14	MUIR	25.593	14	779	BRIAN	1:13.132	1:13.187	0.055
15	5	MACRAE	47.558	5	MACRAE	25.635	15	5	MACRAE	1:13.193	1:13.647	0.454
16	14	MUIR	47.601	779	BRIAN	25.640	16	14	MUIR	1:13.194	1:13.322	0.128
17	71	MACRAE	47.735	71	MACRAE	25.672	17	71	MACRAE	1:13.407	1:13.475	0.068
18	19	HANDS	48.601	19	HANDS	25.939	18	19	HANDS	1:14.540	1:14.788	0.248
19	72	BARNES	48.636	22	TRUNDLE	25.983	19	72	BARNES	1:14.750	1:15.227	0.477
20	92	CALDWELL	48.952	72	BARNES	26.114	20	22	TRUNDLE	1:15.115	1:15.115	0.000
21	22	TRUNDLE	49.132	48	HALL	26.343	21	92	CALDWELL	1:15.404	1:15.409	0.005
22	48	HALL	49.334	32	ROBINSON	26.378	22	48	HALL	1:15.677	1:15.797	0.120
23	32	ROBINSON	49.627	92	CALDWELL	26.452	23	32	ROBINSON	1:16.005	1:16.102	0.097
24	58	NICHOLAS	49.684	68	OTTER	26.806	24	58	NICHOLAS	1:16.572	1:16.572	0.000
25	129	JAMES	49.978	58	NICHOLAS	26.888	25	68	OTTER	1:16.809	1:17.039	0.230
26	68	OTTER	50.003	129	JAMES	26.935	26	129	JAMES	1:16.913	1:17.184	0.271
27	27	PETTS	51.929	27	PETTS	27.456	27	27	PETTS	1:19.385	1:19.403	0.018
28												

BMCRC - MRO Championships 2023 - Rnd 4 @ Donington Park

DART Motorsport MRO 600 in Clubman 600 & GP2 / EVO

RACE 19 - STATISTICS

Competitors Started 27
Planned Start 2023-06-04 @ 16:15:00.000
Actual Start 2023-06-04 @ 16:20:54.143
Finish Time 2023-06-04 @ 16:26:54.317
Track Length 1.9790mi.
Total Laps 135
Total Distance Covered 267.1740mi.

Session Fastest Lap History

NO	CL	NAME	LAP TIME	TIME OF DAY	LAP	VEHICLE
137		James BULL	1:11.431	16:23:21.161	2	Yamaha R6
49	EVO	Luke WALLINGTON	1:11.176	16:23:21.318	2	Triumph 765
49	EVO	Luke WALLINGTON	1:10.685	16:24:32.003	3	Triumph 765

Session Leader History

NO	CL	NAME	FROM LAP	LAPS LED	DISTANCE	VEHICLE
137		James BULL	1	2	3.92 miles	Yamaha R6
49	EVO	Luke WALLINGTON	3	2	3.95 miles	Triumph 765
137		James BULL	5	1	1.97 miles	Yamaha R6

Flag History

TYPE	TIME OF DAY
GREEN	16:20:54.143
FINISH	16:26:54.317

Flag Statistics

TYPE	COUNT	TOTAL LAPS	TOTAL TIME
Green	1	5	7:05.718
Red	0	0	0.000
Safety Car	0	0	0.000
FCY	0	0	0.000

BMCRC - MRO Championships 2023 - Rnd 4 @ Donington Park

DART Motorsport MRO 600 in Clubman 600 & GP2 / EVO

RACE 19 - STATISTICS

CLASS :

12 Starters

Fastest Lap History

NO	NAME	LAP TIME	TIME OF DAY	LAP	VEHICLE
137	James BULL	1:11.431	16:23:21.161	2	Yamaha R6
137	James BULL	1:11.189	16:24:32.351	3	Yamaha R6
411	Lynden LEATHERLAND	1:10.942	16:24:33.101	3	Yamaha R6
137	James BULL	1:10.821	16:25:43.172	4	Yamaha R6
411	Lynden LEATHERLAND	1:10.712	16:25:43.813	4	Yamaha R6

Leader History

NO	NAME	FROM LAP	LAPS LED	DISTANCE	VEHICLE
137	James BULL	1	5	9.85 miles	Yamaha R6

BMCRC - MRO Championships 2023 - Rnd 4 @ Donington Park

DART Motorsport MRO 600 in Clubman 600 & GP2 / EVO

RACE 19 - STATISTICS

CLASS : C

13 Starters

Fastest Lap History

NO	NAME	LAP TIME	TIME OF DAY	LAP	VEHICLE
40	Henry ROSS	1:12.809	16:23:23.905	2	Yamaha R6

Leader History

NO	NAME	FROM LAP	LAPS LED	DISTANCE	VEHICLE
40	Henry ROSS	1	5	9.85 miles	Yamaha R6

BMCRC - MRO Championships 2023 - Rnd 4 @ Donington Park

DART Motorsport MRO 600 in Clubman 600 & GP2 / EVO

RACE 19 - STATISTICS

CLASS : EVO

2 Starters

Fastest Lap History

NO	NAME	LAP TIME	TIME OF DAY	LAP	VEHICLE
49	Luke WALLINGTON	1:11.176	16:23:21.318	2	Triumph 765
49	Luke WALLINGTON	1:10.685	16:24:32.003	3	Triumph 765

Leader History

NO	NAME	FROM LAP	LAPS LED	DISTANCE	VEHICLE
49	Luke WALLINGTON	1	5	9.85 miles	Triumph 765

**Properly
Protected**

.CO.UK



MRO MINITWINS & BMCRC ROOKIE MINITEINS

Supported by Properly Protected



BMCRC-MRO Championships - Round 4

Donington Park National

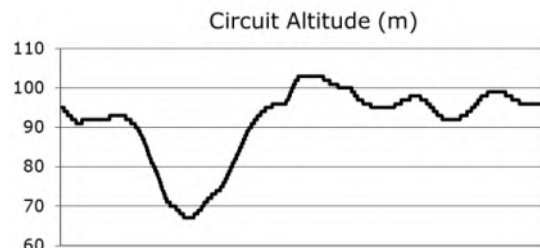
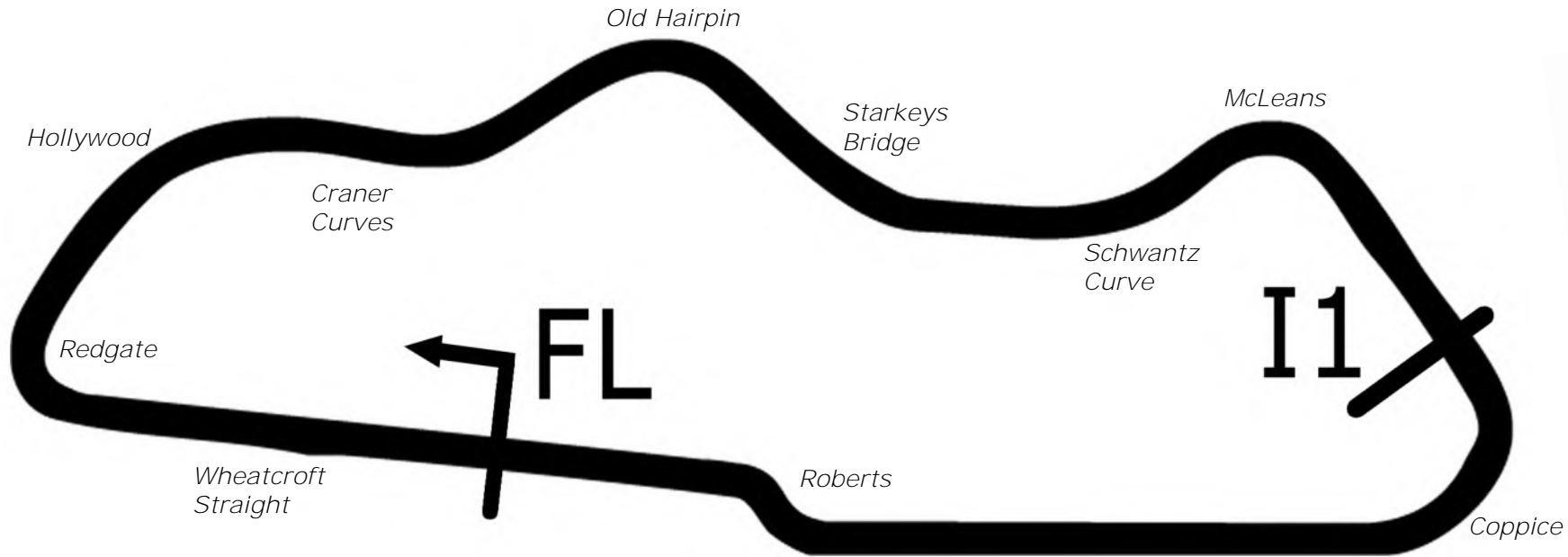
3rd / 4th June 2023



Timing & Results Provided by Timing Solutions Ltd

www.tsl-timing.com

Donington Park National



Length	1.9790 miles	3185.0 m	
FL		52.82971 N	1.37867 W
I1	2096m	52.82978 N	1.36508 W
Pit Entry	3100m	52.82951 N	1.37832 W
Pit Exit	229m after FL	52.82996 N	1.38205 W
Pit Entry-Pit Exit 256m, 18.4s @50kph, 15.3s @60kph			

All results available at www.tsl-timing.com

BMCRC - MRO Championships 2023 - Rnd 4 @ Donington Park



MRO Minitwins & BMCRC Rookie Minitwins

QUALIFYING - CLASSIFICATION

POS	NO	CL	PIC NAME	ENTRY	TIME	ON	LAPS	GAP	DIFF	MPH
1	1		David TWYFORD	Suzuki SV650 - MHP, IMP Racing B team	1:16.984	7	7			92.54
2	660		Mitch DUCRAN	Suzuki SV650 - JP Haulage	1:18.059	7	8	1.075	1.075	91.27
3	55		John REYNOLDS	Suzuki SV650 - Fins Motorcycles	1:18.467	2	8	1.483	0.408	90.79
4	58		Stacey KILLWORTH	Suzuki SV650 - Greenplant/Everns	1:18.625	8	8	1.641	0.158	90.61
5	22*		Darren DOWDS	Suzuki SV650 - Sublime DSG Ltd	1:18.975	6	8	1.991	0.350	90.21
6	5		Barry MANTELL	Suzuki SV650 S - Swedish Car Connection	1:19.108	6	8	2.124	0.133	90.06
7	21	RMT	Toby FINNIS	Suzuki SV650 - NOKA RACING - PRIME/TWT	1:19.537	7	8	2.553	0.429	89.57
8	66		Nik BAKER	Suzuki SV650 - K66, DMR customs	1:19.666	7	8	2.682	0.129	89.43
9	19		Kevin LILLEY	Suzuki SV650 - Trafalgar Cleaning Eqpt. / Steve Jordar	1:19.694	4	8	2.710	0.028	89.39
10	3		Oliver ARBON	Suzuki SV650 - TT Plumbing and Heating	1:19.970	6	8	2.986	0.276	89.09
11	99		Lee ELLIS	Suzuki SV650 - ATP Motorsport	1:20.213	8	8	3.229	0.243	88.82
12	45		Terence QUINCE	Suzuki SV650 - K&Q, HM Racing, Titan-x	1:20.740	7	8	3.756	0.527	88.24
13	63		Stephen PERFITT	Suzuki SV650 - PKP Services Ltd	1:20.964	7	8	3.980	0.224	87.99
14	27	RMT	Jack BETTIS	Suzuki SV650 - NB Toolmaking	1:21.416	7	8	4.432	0.452	87.50
15	73		Esteban LECOQ	Suzuki SV650 SK5 - Lifesafety Motorsport	1:21.443	8	8	4.459	0.027	87.48
16	81		Malvern MAY	Suzuki SV650 - IMP racing	1:21.756	7	8	4.772	0.313	87.14
17	34		Andrew JOHNSON	Suzuki SV650 - Rose & Charlie Racing	1:21.757	7	7	4.773	0.001	87.14
18	15	RMT	James SVENSEN	Suzuki SV650S - Tom Svensen Racing	1:22.466	8	8	5.482	0.709	86.39
19	71		Colin CLUNE	Suzuki SV650 -	1:22.820	5	8	5.836	0.354	86.02
20	67	RMT	Simon HARVEY	Suzuki SV650 -	1:22.868	6	7	5.884	0.048	85.97
21	910	RMT	Harry GOWER	Suzuki SV650 - RightGear Motorcycles	1:23.322	6	7	6.338	0.454	85.50
22	138		Craig JARMIN	Suzuki SV650 - SK PreP	1:24.327	7	7	7.343	1.005	84.48
23	70		Colin HALL	Suzuki SV650 -	1:24.367	7	7	7.383	0.040	84.44
24	93		Tony BOTTO	Suzuki SV650 - TB Motorcycles	1:24.562	6	7	7.578	0.195	84.25
25	167	RMT	Terry SMITH	Suzuki SV650 - IMP Racing	1:24.733	4	7	7.749	0.171	84.08
26	127	RMT	Matthew CHAM	Ducati Monster 696 -	1:25.596	5	7	8.612	0.863	83.23
27	9		Thomas BEDFORD	Suzuki SV650 - AWO Recycling Ltd	1:26.189	5	7	9.205	0.593	82.66
28	78		Tim FRAMPTON	Suzuki SV650 - K66	1:26.406	2	7	9.422	0.217	82.45
29	909	RMT	James WOODROFFE	Suzuki SV650 -	1:27.274	7	7	10.290	0.868	81.63
30	82	RMT	Dan HART	Suzuki SV650 -	1:29.491	7	7	12.507	2.217	79.61
31	321	RMT	Illia ZHURAVEL	Suzuki SV650 -	1:30.395	5	7	13.411	0.904	78.81
32	10	RMT	Ian LAURIE	Suzuki SV650 -	1:31.157	7	7	14.173	0.762	78.15
33	777	RMT	Richard HIRST	Suzuki SV650 - Northern Garage conversion	1:32.058	7	7	15.074	0.901	77.39
34	8		Stuart ALBON	Suzuki SV650 - Winter Sun Skydiving	1:39.013	6	6	22.029	6.955	71.95
35	215	RMT	Alan HAZLEHURST	Suzuki SV650 -	1:40.116	5	6	23.132	1.103	71.16
36	6		Martin COOPER	Suzuki SV650 - Epic Racing	1:51.741	1	1	34.757	11.625	63.76

#22 - Fastest Lap time removed - Course cutting.

Weather / Track : Bright / Dry

These results are provisional until the conclusion of any judicial and technical matters.

Donington Park National: 1.9790 miles

Date: 03/06/2023 Start: 09:39 Finish: 09:49

Clerk Of Course :	Stewards :	Timekeeper : Richard Evans
-------------------	------------	----------------------------

Results can be found at www.tsl-timing.com

Printed - 09:51 Saturday, 03 June 2023



BMCRC - MRO Championships 2023 - Rnd 4 @ Donington Park

MRO Minitwins & BMCRC Rookie Minitwins

QUALIFYING - SECTOR ANALYSIS



SECTOR 1 = FL to I1, SECTOR 2 = I1 to FL, DIFF = Difference To Personal Best Lap, P = Crossed Finish Line in Pit Lane, D = Time Disallowed

LAP	SECTOR 1	SECTOR 2	LAP TIME	MPH	DIFF	TIME OF DAY
P1 1 David TWYFORD Suzuki SV650 - MHP, IMP Racing B team						
IDEAL LAP TIME : 1:16.984		BEST LAP TIME : 1:16.984		DIFFERENCE : 0.000		
1 -	1:11.790	36.313	1:48.103	65.90	31.119	09:41:34.480
2 -	55.911	28.543	1:24.454	84.36	7.470	09:42:58.934
3 -	57.118	28.034	1:25.152	83.66	8.168	09:44:24.086
4 -	51.338	27.303	1:18.641 (3)	90.59	1.657	09:45:42.727
5 -	50.602	27.967	1:18.569 (2)	90.68	1.585	09:47:01.296
6 -	51.849	28.074	1:19.923	89.14	2.939	09:48:21.219
7 -	49.902	27.082	1:16.984 (1)	92.54		09:49:38.203

LAP	SECTOR 1	SECTOR 2	LAP TIME	MPH	DIFF	TIME OF DAY
P2 660 Mitch DUCRAN Suzuki SV650 - JP Haulage						
IDEAL LAP TIME : 1:17.645		BEST LAP TIME : 1:18.059		DIFFERENCE : 0.414		
1 -	55.734	28.131	1:23.865	84.95	5.806	09:40:53.042
2 -	51.850	27.532	1:19.382	89.75	1.323	09:42:12.424
3 -	51.298	27.314	1:18.612 (3)	90.63	0.553	09:43:31.036
4 -	51.593	27.041	1:18.634	90.60	0.575	09:44:49.670
5 -	51.655	27.273	1:18.928	90.26	0.869	09:46:08.598
6 -	50.714	27.400	1:18.114 (2)	91.20	0.055	09:47:26.712
7 -	50.989	27.070	1:18.059 (1)	91.27		09:48:44.771
8 -	50.604	28.205	1:18.809	90.40	0.750	09:50:03.580

LAP	SECTOR 1	SECTOR 2	LAP TIME	MPH	DIFF	TIME OF DAY
P3 55 John REYNOLDS Suzuki SV650 - Fins Motorcycles						
IDEAL LAP TIME : 1:18.467		BEST LAP TIME : 1:18.467		DIFFERENCE : 0.000		
1 -	51.835	27.918	1:19.753	89.33	1.286	09:40:41.893
2 -	50.766	27.701	1:18.467 (1)	90.79		09:42:00.360
3 -	52.157	27.930	1:20.087	88.96	1.620	09:43:20.447
4 -	51.396	28.912	1:20.308	88.71	1.841	09:44:40.755
5 -	51.362	27.861	1:19.223	89.93	0.756	09:45:59.978
6 -	51.045	28.044	1:19.089 (2)	90.08	0.622	09:47:19.067
7 -	51.359	27.826	1:19.185 (3)	89.97	0.718	09:48:38.252
8 -	51.505	28.424	1:19.929	89.13	1.462	09:49:58.181

LAP	SECTOR 1	SECTOR 2	LAP TIME	MPH	DIFF	TIME OF DAY
P4 58 Stacey KILLWORTH Suzuki SV650 - Greenplant/Everns						
IDEAL LAP TIME : 1:18.625		BEST LAP TIME : 1:18.625		DIFFERENCE : 0.000		
1 -	56.011	28.772	1:24.783	84.03	6.158	09:40:50.894
2 -	52.885	28.476	1:21.361	87.56	2.736	09:42:12.255
3 -	52.758	28.318	1:21.076	87.87	2.451	09:43:33.331
4 -	51.863	28.006	1:19.869 (3)	89.20	1.244	09:44:53.200
5 -	51.909	29.245	1:21.154	87.79	2.529	09:46:14.354
6 -	52.007	28.009	1:20.016	89.04	1.391	09:47:34.370
7 -	51.543	28.172	1:19.715 (2)	89.37	1.090	09:48:54.085
8 -	50.809	27.816	1:18.625 (1)	90.61		09:50:12.710

LAP	SECTOR 1	SECTOR 2	LAP TIME	MPH	DIFF	TIME OF DAY
P5 22 Darren DOWDS Suzuki SV650 - Sublime DSG Ltd						
IDEAL LAP TIME : 1:18.110		BEST LAP TIME : 1:18.975		DIFFERENCE : 0.865		
1 -	52.762	28.195	1:20.957	88.00	1.982	09:40:41.029
2 -	51.658	30.090	1:21.748	87.15	2.773	09:42:02.777
3 -	52.500	28.538	1:21.038	87.91	2.063	09:43:23.815
4 -	51.374	27.973	1:19.347 (2)	89.79	0.372	09:44:43.162
5 -	52.937	27.859	1:20.796	88.18	1.821	09:46:03.958
6 -	51.257	27.718	1:18.975 (1)	90.21		09:47:22.933
7 -	50.599	27.511	1:18.110 D	91.21		09:48:41.043
8 -	52.305	28.195	1:20.500 (3)	88.50	1.525	09:50:01.543

BMCRC - MRO Championships 2023 - Rnd 4 @ Donington Park

MRO Minitwins & BMCRC Rookie Minitwins

QUALIFYING - SECTOR ANALYSIS



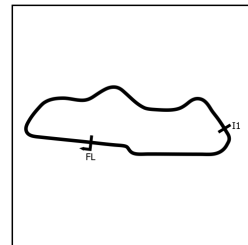
SECTOR 1 = FL to I1, SECTOR 2 = I1 to FL, DIFF = Difference To Personal Best Lap, P = Crossed Finish Line in Pit Lane, D = Time Disallowed

P6		5	Barry MANTELL		Suzuki SV650 S - Swedish Car Connection			
IDEAL LAP TIME :		1:19.098	BEST LAP TIME :		1:19.108	DIFFERENCE :		0.010
LAP	SECTOR 1	SECTOR 2	LAP TIME	MPH	DIFF	TIME OF DAY		
1 -	58.355	28.935	1:27.290	81.62	8.182	09:40:55.843		
2 -	52.104	28.080	1:20.184	88.85	1.076	09:42:16.027		
3 -	53.685	28.384	1:22.069	86.81	2.961	09:43:38.096		
4 -	52.198	27.934	1:20.132	88.91	1.024	09:44:58.228		
5 -	51.296	28.283	1:19.579 (2)	89.52	0.471	09:46:17.807		
6 -	51.200	27.908	1:19.108 (1)	90.06		09:47:36.915		
7 -	51.900	27.898	1:19.798 (3)	89.28	0.690	09:48:56.713		
8 -	52.580	28.313	1:20.893	88.07	1.785	09:50:17.606		
P7		21 RMT	Toby FINNIS		Suzuki SV650 - NOKA RACING - PRIME/TWT			
IDEAL LAP TIME :		1:19.537	BEST LAP TIME :		1:19.537	DIFFERENCE :		0.000
LAP	SECTOR 1	SECTOR 2	LAP TIME	MPH	DIFF	TIME OF DAY		
1 -	55.650	29.289	1:24.939	83.87	5.402	09:40:45.689		
2 -	52.720	28.647	1:21.367	87.56	1.830	09:42:07.056		
3 -	52.506	28.996	1:21.502	87.41	1.965	09:43:28.558		
4 -	52.226	28.244	1:20.470 (2)	88.53	0.933	09:44:49.028		
5 -	53.681	28.123	1:21.804	87.09	2.267	09:46:10.832		
6 -	52.005	28.599	1:20.604 (3)	88.39	1.067	09:47:31.436		
7 -	51.691	27.846	1:19.537 (1)	89.57		09:48:50.973		
8 -	52.760	28.756	1:21.516	87.40	1.979	09:50:12.489		
P8		66	Nik BAKER		Suzuki SV650 - K66, DMR customs			
IDEAL LAP TIME :		1:19.666	BEST LAP TIME :		1:19.666	DIFFERENCE :		0.000
LAP	SECTOR 1	SECTOR 2	LAP TIME	MPH	DIFF	TIME OF DAY		
1 -	54.110	29.396	1:23.506	85.31	3.840	09:40:47.188		
2 -	51.891	28.796	1:20.687	88.29	1.021	09:42:07.875		
3 -	53.208	29.017	1:22.225	86.64	2.559	09:43:30.100		
4 -	52.053	28.281	1:20.334	88.68	0.668	09:44:50.434		
5 -	51.768	28.323	1:20.091 (2)	88.95	0.425	09:46:10.525		
6 -	51.757	28.547	1:20.304	88.72	0.638	09:47:30.829		
7 -	51.529	28.137	1:19.666 (1)	89.43		09:48:50.495		
8 -	51.862	28.405	1:20.267 (3)	88.76	0.601	09:50:10.762		
P9		19	Kevin LILLEY		Suzuki SV650 - Trafalgar Cleaning Eqpt. / Steve Jordan Motorcy			
IDEAL LAP TIME :		1:19.493	BEST LAP TIME :		1:19.694	DIFFERENCE :		0.201
LAP	SECTOR 1	SECTOR 2	LAP TIME	MPH	DIFF	TIME OF DAY		
1 -	53.379	28.580	1:21.959	86.92	2.265	09:40:45.606		
2 -	51.738	28.690	1:20.428	88.58	0.734	09:42:06.034		
3 -	51.709	28.627	1:20.336 (2)	88.68	0.642	09:43:26.370		
4 -	51.279	28.415	1:19.694 (1)	89.39		09:44:46.064		
5 -	52.301	28.266	1:20.567	88.43	0.873	09:46:06.631		
6 -	51.880	28.505	1:20.385	88.63	0.691	09:47:27.016		
7 -	52.456	28.214	1:20.670	88.31	0.976	09:48:47.686		
8 -	51.918	28.445	1:20.363 (3)	88.65	0.669	09:50:08.049		
P10		3	Oliver ARBON		Suzuki SV650 - TT Plumbing and Heating			
IDEAL LAP TIME :		1:19.266	BEST LAP TIME :		1:19.970	DIFFERENCE :		0.704
LAP	SECTOR 1	SECTOR 2	LAP TIME	MPH	DIFF	TIME OF DAY		
1 -	59.336	30.468	1:29.804	79.33	9.834	09:41:08.175		
2 -	54.029	29.846	1:23.875	84.94	3.905	09:42:32.050		
3 -	54.624	28.560	1:23.184	85.64	3.214	09:43:55.234		
4 -	51.942	28.327	1:20.269 (3)	88.75	0.299	09:45:15.503		
5 -	52.410	27.934	1:20.344	88.67	0.374	09:46:35.847		
6 -	51.618	28.352	1:19.970 (1)	89.09		09:47:55.817		
7 -	51.940	28.293	1:20.233 (2)	88.79	0.263	09:49:16.050		
8 -	51.332	29.023	1:20.355	88.66	0.385	09:50:36.405		

BMCRC - MRO Championships 2023 - Rnd 4 @ Donington Park

MRO Minitwins & BMCRC Rookie Minitwins

QUALIFYING - SECTOR ANALYSIS



SECTOR 1 = FL to I1, SECTOR 2 = I1 to FL, DIFF = Difference To Personal Best Lap, P = Crossed Finish Line in Pit Lane, D = Time Disallowed

P11 99		Lee ELLIS		Suzuki SV650 - ATP Motorsport		
IDEAL LAP TIME : 1:20.210		BEST LAP TIME : 1:20.213		DIFFERENCE : 0.003		
LAP	SECTOR 1	SECTOR 2	LAP TIME	MPH	DIFF	TIME OF DAY
1 -	55.264	29.259	1:24.523	84.29	4.310	09:40:45.914
2 -	53.406	29.037	1:22.443	86.41	2.230	09:42:08.357
3 -	53.290	28.701	1:21.991	86.89	1.778	09:43:30.348
4 -	53.076	28.375	1:21.451 (3)	87.47	1.238	09:44:51.799
5 -	53.078	29.217	1:22.295	86.57	2.082	09:46:14.094
6 -	52.732	28.555	1:21.287 (2)	87.64	1.074	09:47:35.381
7 -	53.839	28.682	1:22.521	86.33	2.308	09:48:57.902
8 -	51.835	28.378	1:20.213 (1)	88.82		09:50:18.115

P12 45		Terence QUINCE		Suzuki SV650 - K&Q, HM Racing, Titan-x		
IDEAL LAP TIME : 1:20.740		BEST LAP TIME : 1:20.740		DIFFERENCE : 0.000		
LAP	SECTOR 1	SECTOR 2	LAP TIME	MPH	DIFF	TIME OF DAY
1 -	1:00.333	29.823	1:30.156	79.02	9.416	09:40:56.385
2 -	53.472	29.872	1:23.344	85.48	2.604	09:42:19.729
3 -	54.912	29.156	1:24.068	84.74	3.328	09:43:43.797
4 -	52.922	28.270	1:21.192 (2)	87.75	0.452	09:45:04.989
5 -	52.895	28.569	1:21.464	87.45	0.724	09:46:26.453
6 -	52.780	28.636	1:21.416 (3)	87.50	0.676	09:47:47.869
7 -	52.490	28.250	1:20.740 (1)	88.24		09:49:08.609
8 -	56.195	28.928	1:25.123	83.69	4.383	09:50:33.732

P13 63		Stephen PERFITT		Suzuki SV650 - PKP Services Ltd		
IDEAL LAP TIME : 1:20.801		BEST LAP TIME : 1:20.964		DIFFERENCE : 0.163		
LAP	SECTOR 1	SECTOR 2	LAP TIME	MPH	DIFF	TIME OF DAY
1 -	56.793	29.485	1:26.278	82.57	5.314	09:40:53.133
2 -	53.801	28.920	1:22.721	86.12	1.757	09:42:15.854
3 -	54.598	28.807	1:23.405	85.42	2.441	09:43:39.259
4 -	54.137	28.293	1:22.430	86.43	1.466	09:45:01.689
5 -	53.046	28.809	1:21.855	87.03	0.891	09:46:23.544
6 -	53.246	28.524	1:21.770 (3)	87.13	0.806	09:47:45.314
7 -	52.508	28.456	1:20.964 (1)	87.99		09:49:06.278
8 -	52.579	28.566	1:21.145 (2)	87.80	0.181	09:50:27.423

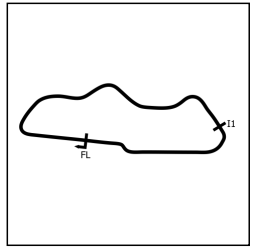
P14 27 RMT		Jack BETTIS		Suzuki SV650 - NB Toolmaking		
IDEAL LAP TIME : 1:21.416		BEST LAP TIME : 1:21.416		DIFFERENCE : 0.000		
LAP	SECTOR 1	SECTOR 2	LAP TIME	MPH	DIFF	TIME OF DAY
1 -	58.891	29.845	1:28.736	80.29	7.320	09:40:52.832
2 -	53.829	28.975	1:22.804 (3)	86.04	1.388	09:42:15.636
3 -	54.629	29.403	1:24.032	84.78	2.616	09:43:39.668
4 -	54.611	28.824	1:23.435	85.39	2.019	09:45:03.103
5 -	53.256	28.599	1:21.855 (2)	87.03	0.439	09:46:24.958
6 -	53.854	29.267	1:23.121	85.71	1.705	09:47:48.079
7 -	53.035	28.381	1:21.416 (1)	87.50		09:49:09.495
8 -	54.476	28.917	1:23.393	85.43	1.977	09:50:32.888

P15 73		Esteban LECOQ		Suzuki SV650 SK5 - Lifesafety Motorsport		
IDEAL LAP TIME : 1:21.443		BEST LAP TIME : 1:21.443		DIFFERENCE : 0.000		
LAP	SECTOR 1	SECTOR 2	LAP TIME	MPH	DIFF	TIME OF DAY
1 -	59.395	30.450	1:29.845	79.29	8.402	09:40:54.279
2 -	55.221	29.952	1:25.173	83.64	3.730	09:42:19.452
3 -	56.192	29.027	1:25.219	83.60	3.776	09:43:44.671
4 -	55.320	29.164	1:24.484	84.33	3.041	09:45:09.155
5 -	54.149	29.050	1:23.199 (2)	85.63	1.756	09:46:32.354
6 -	54.724	28.858	1:23.582 (3)	85.24	2.139	09:47:55.936
7 -	54.620	29.670	1:24.290	84.52	2.847	09:49:20.226
8 -	53.465	27.978	1:21.443 (1)	87.48		09:50:41.669

BMCRC - MRO Championships 2023 - Rnd 4 @ Donington Park

MRO Minitwins & BMCRC Rookie Minitwins

QUALIFYING - SECTOR ANALYSIS



SECTOR 1 = FL to I1, SECTOR 2 = I1 to FL, DIFF = Difference To Personal Best Lap, P = Crossed Finish Line in Pit Lane, D = Time Disallowed

P16 81 Malvern MAY		Suzuki SV650 - IMP racing				
IDEAL LAP TIME : 1:21.422		BEST LAP TIME : 1:21.756		DIFFERENCE : 0.334		
LAP	SECTOR 1	SECTOR 2	LAP TIME	MPH	DIFF	TIME OF DAY
1 -	59.692	31.507	1:31.199	78.12	9.443	09:40:58.758
2 -	53.844	29.225	1:23.069	85.76	1.313	09:42:21.827
3 -	53.241	29.386	1:22.627	86.22	0.871	09:43:44.454
4 -	53.682	29.156	1:22.838	86.00	1.082	09:45:07.292
5 -	52.751	29.474	1:22.225 (3)	86.64	0.469	09:46:29.517
6 -	53.407	29.070	1:22.477	86.38	0.721	09:47:51.994
7 -	52.724	29.032	1:21.756 (1)	87.14		09:49:13.750
8 -	53.246	28.698	1:21.944 (2)	86.94	0.188	09:50:35.694

P17 34 Andrew JOHNSON		Suzuki SV650 - Rose & Charlie Racing				
IDEAL LAP TIME : 1:21.636		BEST LAP TIME : 1:21.757		DIFFERENCE : 0.121		
LAP	SECTOR 1	SECTOR 2	LAP TIME	MPH	DIFF	TIME OF DAY
1 -	1:03.051	31.343	1:34.394	75.47	12.637	09:41:15.460
2 -	54.385	29.024	1:23.409	85.41	1.652	09:42:38.869
3 -	55.530	28.815	1:24.345	84.47	2.588	09:44:03.214
4 -	54.447	28.414	1:22.861	85.98	1.104	09:45:26.075
5 -	53.679	28.482	1:22.161 (3)	86.71	0.404	09:46:48.236
6 -	53.363	28.507	1:21.870 (2)	87.02	0.113	09:48:10.106
7 -	53.484	28.273	1:21.757 (1)	87.14		09:49:31.863

P18 15 RMT James SVENSEN		Suzuki SV650S - Tom Svensen Racing				
IDEAL LAP TIME : 1:22.419		BEST LAP TIME : 1:22.466		DIFFERENCE : 0.047		
LAP	SECTOR 1	SECTOR 2	LAP TIME	MPH	DIFF	TIME OF DAY
1 -	57.075	29.794	1:26.869	82.01	4.403	09:40:51.949
2 -	53.419	29.572	1:22.991 (3)	85.84	0.525	09:42:14.940
3 -	54.629	29.155	1:23.784	85.03	1.318	09:43:38.724
4 -	55.351	29.407	1:24.758	84.05	2.292	09:45:03.482
5 -	54.485	29.500	1:23.985	84.83	1.519	09:46:27.467
6 -	53.545	29.487	1:23.032	85.80	0.566	09:47:50.499
7 -	53.788	29.070	1:22.858 (2)	85.98	0.392	09:49:13.357
8 -	53.349	29.117	1:22.466 (1)	86.39		09:50:35.823

P19 71 Colin CLUNE		Suzuki SV650 -				
IDEAL LAP TIME : 1:22.717		BEST LAP TIME : 1:22.820		DIFFERENCE : 0.103		
LAP	SECTOR 1	SECTOR 2	LAP TIME	MPH	DIFF	TIME OF DAY
1 -	56.080	29.716	1:25.796	83.04	2.976	09:40:49.603
2 -	55.276	28.904	1:24.180	84.63	1.360	09:42:13.783
3 -	55.114	29.104	1:24.218	84.59	1.398	09:43:38.001
4 -	54.373	28.732	1:23.105 (3)	85.73	0.285	09:45:01.106
5 -	53.985	28.835	1:22.820 (1)	86.02		09:46:23.926
6 -	54.151	29.379	1:23.530	85.29	0.710	09:47:47.456
7 -	54.024	28.840	1:22.864 (2)	85.97	0.044	09:49:10.320
8 -	54.837	29.630	1:24.467	84.34	1.647	09:50:34.787

P20 67 RMT Simon HARVEY		Suzuki SV650 -				
IDEAL LAP TIME : 1:22.512		BEST LAP TIME : 1:22.868		DIFFERENCE : 0.356		
LAP	SECTOR 1	SECTOR 2	LAP TIME	MPH	DIFF	TIME OF DAY
1 -	1:04.243	31.222	1:35.465	74.63	12.597	09:41:04.841
2 -	56.676	30.719	1:27.395	81.52	4.527	09:42:32.236
3 -	55.108	29.327	1:24.435	84.38	1.567	09:43:56.671
4 -	54.135	28.914	1:23.049 (2)	85.78	0.181	09:45:19.720
5 -	55.158	29.156	1:24.314	84.50	1.446	09:46:44.034
6 -	53.598	29.270	1:22.868 (1)	85.97		09:48:06.902
7 -	54.803	28.978	1:23.781 (3)	85.03	0.913	09:49:30.683

BMCRC - MRO Championships 2023 - Rnd 4 @ Donington Park

MRO Minitwins & BMCRC Rookie Minitwins

QUALIFYING - SECTOR ANALYSIS



SECTOR 1 = FL to I1, SECTOR 2 = I1 to FL, DIFF = Difference To Personal Best Lap, P = Crossed Finish Line in Pit Lane, D = Time Disallowed

P21 910 RMT Harry GOWER		Suzuki SV650 - RightGear Motorcycles				
IDEAL LAP TIME : 1:23.284		BEST LAP TIME : 1:23.322		DIFFERENCE : 0.038		
LAP	SECTOR 1	SECTOR 2	LAP TIME	MPH	DIFF	TIME OF DAY
1 -	1:03.471	31.139	1:34.610	75.30	11.288	09:41:02.499
2 -	57.498	30.250	1:27.748	81.19	4.426	09:42:30.247
3 -	56.770	28.857	1:25.627	83.20	2.305	09:43:55.874
4 -	54.618	29.553	1:24.171 (2)	84.64	0.849	09:45:20.045
5 -	55.716	29.225	1:24.941 (3)	83.87	1.619	09:46:44.986
6 -	54.427	28.895	1:23.322 (1)	85.50		09:48:08.308
7 -	56.027	29.003	1:25.030	83.78	1.708	09:49:33.338

P22 138 Craig JARMIN		Suzuki SV650 - SK PreP				
IDEAL LAP TIME : 1:24.327		BEST LAP TIME : 1:24.327		DIFFERENCE : 0.000		
LAP	SECTOR 1	SECTOR 2	LAP TIME	MPH	DIFF	TIME OF DAY
1 -	1:02.599	32.158	1:34.757	75.18	10.430	09:41:31.192
2 -	57.748	31.160	1:28.908	80.13	4.581	09:43:00.100
3 -	59.277	30.599	1:29.876	79.27	5.549	09:44:29.976
4 -	56.164	30.360	1:26.524 (3)	82.34	2.197	09:45:56.500
5 -	57.125	30.712	1:27.837	81.11	3.510	09:47:24.337
6 -	55.531	29.308	1:24.839 (2)	83.97	0.512	09:48:49.176
7 -	55.029	29.298	1:24.327 (1)	84.48		09:50:13.503

P23 70 Colin HALL		Suzuki SV650 -				
IDEAL LAP TIME : 1:24.367		BEST LAP TIME : 1:24.367		DIFFERENCE : 0.000		
LAP	SECTOR 1	SECTOR 2	LAP TIME	MPH	DIFF	TIME OF DAY
1 -	1:04.138	32.480	1:36.618	73.74	12.251	09:41:10.070
2 -	56.999	30.611	1:27.610	81.32	3.243	09:42:37.680
3 -	57.541	30.242	1:27.783	81.16	3.416	09:44:05.463
4 -	56.913	30.613	1:27.526	81.40	3.159	09:45:32.989
5 -	55.078	29.904	1:24.982 (2)	83.83	0.615	09:46:57.971
6 -	56.223	30.091	1:26.314 (3)	82.54	1.947	09:48:24.285
7 -	54.798	29.569	1:24.367 (1)	84.44		09:49:48.652

P24 93 Tony BOTTO		Suzuki SV650 - TB Motorcycles				
IDEAL LAP TIME : 1:24.562		BEST LAP TIME : 1:24.562		DIFFERENCE : 0.000		
LAP	SECTOR 1	SECTOR 2	LAP TIME	MPH	DIFF	TIME OF DAY
1 -	59.228	31.662	1:30.890	78.38	6.328	09:41:00.034
2 -	55.540	30.404	1:25.944	82.89	1.382	09:42:25.978
3 -	55.761	29.794	1:25.555	83.27	0.993	09:43:51.533
4 -	55.379	29.615	1:24.994 (3)	83.82	0.432	09:45:16.527
5 -	58.674	30.072	1:28.746	80.28	4.184	09:46:45.273
6 -	55.141	29.421	1:24.562 (1)	84.25		09:48:09.835
7 -	55.255	29.619	1:24.874 (2)	83.94	0.312	09:49:34.709

P25 167 RMT Terry SMITH		Suzuki SV650 - IMP Racing				
IDEAL LAP TIME : 1:24.390		BEST LAP TIME : 1:24.733		DIFFERENCE : 0.343		
LAP	SECTOR 1	SECTOR 2	LAP TIME	MPH	DIFF	TIME OF DAY
1 -	1:02.112	31.497	1:33.609	76.11	8.876	09:40:58.601
2 -	55.295	30.087	1:25.382	83.44	0.649	09:42:23.983
3 -	55.153	30.220	1:25.373 (3)	83.45	0.640	09:43:49.356
4 -	54.805	29.928	1:24.733 (1)	84.08		09:45:14.089
5 -	56.730	29.959	1:26.689	82.18	1.956	09:46:40.778
6 -	54.741	30.055	1:24.796 (2)	84.02	0.063	09:48:05.574
7 -	55.956	29.649	1:25.605	83.22	0.872	09:49:31.179

BMCRC - MRO Championships 2023 - Rnd 4 @ Donington Park

MRO Minitwins & BMCRC Rookie Minitwins

QUALIFYING - SECTOR ANALYSIS



SECTOR 1 = FL to I1, SECTOR 2 = I1 to FL, DIFF = Difference To Personal Best Lap, P = Crossed Finish Line in Pit Lane, D = Time Disallowed

P26 127 RMT Matthew CHAM		Ducati Monster 696 -				
IDEAL LAP TIME : 1:25.392		BEST LAP TIME : 1:25.596		DIFFERENCE : 0.204		
LAP	SECTOR 1	SECTOR 2	LAP TIME	MPH	DIFF	TIME OF DAY
1 -	1:07.497	34.534	1:42.031	69.82	16.435	09:41:17.219
2 -	1:00.497	31.891	1:32.388	77.11	6.792	09:42:49.607
3 -	59.513	30.790	1:30.303	78.89	4.707	09:44:19.910
4 -	55.733	30.081	1:25.814 (3)	83.02	0.218	09:45:45.724
5 -	55.556	30.040	1:25.596 (1)	83.23		09:47:11.320
6 -	55.352	30.448	1:25.800 (2)	83.03	0.204	09:48:37.120
7 -	56.950	30.324	1:27.274	81.63	1.678	09:50:04.394

P27 9 Thomas BEDFORD		Suzuki SV650 - AWO Recycling Ltd				
IDEAL LAP TIME : 1:26.189		BEST LAP TIME : 1:26.189		DIFFERENCE : 0.000		
LAP	SECTOR 1	SECTOR 2	LAP TIME	MPH	DIFF	TIME OF DAY
1 -	1:01.955	32.459	1:34.414	75.46	8.225	09:41:03.824
2 -	56.908	31.414	1:28.322	80.66	2.133	09:42:32.146
3 -	59.113	30.791	1:29.904	79.24	3.715	09:44:02.050
4 -	56.407	30.491	1:26.898 (3)	81.98	0.709	09:45:28.948
5 -	55.818	30.371	1:26.189 (1)	82.66		09:46:55.137
6 -	56.409	30.659	1:27.068	81.82	0.879	09:48:22.205
7 -	56.372	30.451	1:26.823 (2)	82.05	0.634	09:49:49.028

P28 78 Tim FRAMPTON		Suzuki SV650 - K66				
IDEAL LAP TIME : 1:26.134		BEST LAP TIME : 1:26.406		DIFFERENCE : 0.272		
LAP	SECTOR 1	SECTOR 2	LAP TIME	MPH	DIFF	TIME OF DAY
1 -	1:05.316	32.500	1:37.816	72.83	11.410	09:41:12.413
2 -	55.932	30.474	1:26.406 (1)	82.45		09:42:38.819
3 -	58.296	30.662	1:28.958	80.08	2.552	09:44:07.777
4 -	56.636	30.701	1:27.337 (3)	81.57	0.931	09:45:35.114
5 -	58.103	30.705	1:28.808	80.22	2.402	09:47:03.922
6 -	56.916	30.477	1:27.393	81.52	0.987	09:48:31.315
7 -	56.825	30.202	1:27.027 (2)	81.86	0.621	09:49:58.342

P29 909 RMT James WOODROFFE		Suzuki SV650 -				
IDEAL LAP TIME : 1:27.274		BEST LAP TIME : 1:27.274		DIFFERENCE : 0.000		
LAP	SECTOR 1	SECTOR 2	LAP TIME	MPH	DIFF	TIME OF DAY
1 -	1:03.730	32.488	1:36.218	74.04	8.944	09:41:03.521
2 -	57.899	31.648	1:29.547 (3)	79.56	2.273	09:42:33.068
3 -	1:00.395	31.187	1:31.582	77.79	4.308	09:44:04.650
4 -	58.154	31.294	1:29.448 (2)	79.65	2.174	09:45:34.098
5 -	58.841	31.559	1:30.400	78.81	3.126	09:47:04.498
6 -	59.769	32.446	1:32.215	77.26	4.941	09:48:36.713
7 -	56.401	30.873	1:27.274 (1)	81.63		09:50:03.987

P30 82 RMT Dan HART		Suzuki SV650 -				
IDEAL LAP TIME : 1:29.400		BEST LAP TIME : 1:29.491		DIFFERENCE : 0.091		
LAP	SECTOR 1	SECTOR 2	LAP TIME	MPH	DIFF	TIME OF DAY
1 -	1:03.732	32.903	1:36.635	73.72	7.144	09:40:59.948
2 -	1:00.100	31.800	1:31.900	77.52	2.409	09:42:31.848
3 -	59.959	31.446	1:31.405	77.94	1.914	09:44:03.253
4 -	58.909	31.506	1:30.415 (3)	78.79	0.924	09:45:33.668
5 -	59.052	31.389	1:30.441	78.77	0.950	09:47:04.109
6 -	58.894	31.265	1:30.159 (2)	79.02	0.668	09:48:34.268
7 -	58.135	31.356	1:29.491 (1)	79.61		09:50:03.759

BMCRC - MRO Championships 2023 - Rnd 4 @ Donington Park

MRO Minitwins & BMCRC Rookie Minitwins

QUALIFYING - SECTOR ANALYSIS



SECTOR 1 = FL to I1, SECTOR 2 = I1 to FL, DIFF = Difference To Personal Best Lap, P = Crossed Finish Line in Pit Lane, D = Time Disallowed

P31 321 RMT Illia ZHURAVEL				Suzuki SV650 -			
IDEAL LAP TIME : 1:30.395				BEST LAP TIME : 1:30.395		DIFFERENCE : 0.000	
LAP	SECTOR 1	SECTOR 2	LAP TIME	MPH	DIFF	TIME OF DAY	
1 -	1:07.383	33.583	1:40.966	70.56	10.571	09:41:18.386	
2 -	1:04.086	32.117	1:36.203	74.05	5.808	09:42:54.589	
3 -	1:04.482	32.141	1:36.623	73.73	6.228	09:44:31.212	
4 -	1:00.481	31.457	1:31.938 (3)	77.49	1.543	09:46:03.150	
5 -	59.292	31.103	1:30.395 (1)	78.81		09:47:33.545	
6 -	59.668	32.140	1:31.808 (2)	77.60	1.413	09:49:05.353	
7 -	59.579	32.364	1:31.943	77.48	1.548	09:50:37.296	

P32 10 RMT Ian LAURIE				Suzuki SV650 -			
IDEAL LAP TIME : 1:30.902				BEST LAP TIME : 1:31.157		DIFFERENCE : 0.255	
LAP	SECTOR 1	SECTOR 2	LAP TIME	MPH	DIFF	TIME OF DAY	
1 -	1:07.984	34.436	1:42.420	69.56	11.263	09:41:16.571	
2 -	1:00.847	31.945	1:32.792	76.78	1.635	09:42:49.363	
3 -	1:00.633	31.507	1:32.140	77.32	0.983	09:44:21.503	
4 -	1:00.110	31.689	1:31.799 (3)	77.61	0.642	09:45:53.302	
5 -	1:00.196	31.723	1:31.919	77.51	0.762	09:47:25.221	
6 -	59.482	31.749	1:31.231 (2)	78.09	0.074	09:48:56.452	
7 -	59.737	31.420	1:31.157 (1)	78.15		09:50:27.609	

P33 777 RMT Richard HIRST				Suzuki SV650 - Northern Garage conversion			
IDEAL LAP TIME : 1:32.058				BEST LAP TIME : 1:32.058		DIFFERENCE : 0.000	
LAP	SECTOR 1	SECTOR 2	LAP TIME	MPH	DIFF	TIME OF DAY	
1 -	1:14.988	34.796	1:49.784	64.89	17.726	09:41:28.508	
2 -	1:03.633	32.957	1:36.590	73.76	4.532	09:43:05.098	
3 -	1:02.721	33.679	1:36.400	73.90	4.342	09:44:41.498	
4 -	1:02.646	32.561	1:35.207	74.83	3.149	09:46:16.705	
5 -	1:00.395	32.597	1:32.992 (3)	76.61	0.934	09:47:49.697	
6 -	1:00.643	32.291	1:32.934 (2)	76.66	0.876	09:49:22.631	
7 -	59.866	32.192	1:32.058 (1)	77.39		09:50:54.689	

P34 8 Stuart ALBON				Suzuki SV650 - Winter Sun Skydiving			
IDEAL LAP TIME : 1:39.013				BEST LAP TIME : 1:39.013		DIFFERENCE : 0.000	
LAP	SECTOR 1	SECTOR 2	LAP TIME	MPH	DIFF	TIME OF DAY	
1 -	1:18.853	38.659	1:57.512	60.62	18.499	09:41:35.313	
2 -	1:12.340	37.297	1:49.637	64.98	10.624	09:43:24.950	
3 -	1:09.532	35.318	1:44.850	67.95	5.837	09:45:09.800	
4 -	1:08.133	35.857	1:43.990 (3)	68.51	4.977	09:46:53.790	
5 -	1:08.246	34.932	1:43.178 (2)	69.05	4.165	09:48:36.968	
6 -	1:05.240	33.773	1:39.013 (1)	71.95		09:50:15.981	

P35 215 RMT Alan HAZLEHURST				Suzuki SV650 -			
IDEAL LAP TIME : 1:40.116				BEST LAP TIME : 1:40.116		DIFFERENCE : 0.000	
LAP	SECTOR 1	SECTOR 2	LAP TIME	MPH	DIFF	TIME OF DAY	
1 -	1:11.053	35.950	1:47.003	66.58	6.887	09:41:16.460	
2 -	1:07.931	35.281	1:43.212	69.02	3.096	09:42:59.672	
3 -	1:06.780	34.850	1:41.630	70.10	1.514	09:44:41.302	
4 -	1:06.158	34.707	1:40.865 (3)	70.63	0.749	09:46:22.167	
5 -	1:05.762	34.354	1:40.116 (1)	71.16		09:48:02.283	
6 -	1:05.939	34.389	1:40.328 (2)	71.01	0.212	09:49:42.611	

P36 6 Martin COOPER				Suzuki SV650 - Epic Racing			
IDEAL LAP TIME : 1:51.741				BEST LAP TIME : 1:51.741		DIFFERENCE : 0.000	
LAP	SECTOR 1	SECTOR 2	LAP TIME	MPH	DIFF	TIME OF DAY	
1 -	1:18.898	32.843	1:51.741 (1)	63.76		09:41:30.380	

BMCRC - MRO Championships 2023 - Rnd 4 @ Donington Park

MRO Minitwins & BMCRC Rookie Minitwins

QUALIFYING - STATISTICS

Competitors Started 36
Planned Start 2023-06-03 @ 09:45:00.000
Actual Start 2023-06-03 @ 09:39:09.993
Finish Time 2023-06-03 @ 09:49:22.913
Track Length 1.9790mi.
Total Laps 261
Total Distance Covered 516.5365mi.

Session Fastest Lap History

NO	CL	NAME	LAP TIME	TIME OF DAY	LAP	VEHICLE
22		Darren DOWDS	1:20.957	09:40:41.043	1	Suzuki SV650
55		John REYNOLDS	1:19.753	09:40:41.903	1	Suzuki SV650
55		John REYNOLDS	1:18.467	09:42:00.370	2	Suzuki SV650
660		Mitch DUCRAN	1:18.114	09:47:26.723	6	Suzuki SV650
660		Mitch DUCRAN	1:18.059	09:48:44.782	7	Suzuki SV650
1		David TWYFORD	1:16.984	09:49:38.221	7	Suzuki SV650

Flag History

TYPE	TIME OF DAY
GREEN	09:39:09.993
FINISH	09:49:22.913

Flag Statistics

TYPE	COUNT	TOTAL LAPS	TOTAL TIME
Green	1	8	11:49.964
Red	0	0	0.000
Safety Car	0	0	0.000
FCY	0	0	0.000

BMCRC - MRO Championships 2023 - Rnd 4 @ Donington Park

MRO Minitwins & BMCRC Rookie Minitwins

QUALIFYING - STATISTICS

CLASS :

23 Starters

Fastest Lap History

NO	NAME	LAP TIME	TIME OF DAY	LAP	VEHICLE
22	Darren DOWDS	1:20.957	09:40:41.043	1	Suzuki SV650
55	John REYNOLDS	1:19.753	09:40:41.903	1	Suzuki SV650
55	John REYNOLDS	1:18.467	09:42:00.370	2	Suzuki SV650
660	Mitch DUCRAN	1:18.114	09:47:26.723	6	Suzuki SV650
660	Mitch DUCRAN	1:18.059	09:48:44.782	7	Suzuki SV650
1	David TWYFORD	1:16.984	09:49:38.221	7	Suzuki SV650

BMCRC - MRO Championships 2023 - Rnd 4 @ Donington Park

MRO Minitwins & BMCRC Rookie Minitwins

QUALIFYING - STATISTICS

CLASS : RMT

13 Starters

Fastest Lap History

NO	NAME	LAP TIME	TIME OF DAY	LAP	VEHICLE
21	Toby FINNIS	1:24.939	09:40:45.674	1	Suzuki SV650
21	Toby FINNIS	1:21.367	09:42:07.079	2	Suzuki SV650
21	Toby FINNIS	1:20.470	09:44:49.051	4	Suzuki SV650
21	Toby FINNIS	1:19.537	09:48:50.996	7	Suzuki SV650

BMCRC - MRO Championships 2023 - Rnd 4 @ Donington Park



MRO Minitwins & BMCRC Rookie Minitwins

RACE 4 - GRID (7 Laps)

ROW 12	36	1:51.741	6 Martin COOPER	35	1:40.116	215 Alan HAZLEHURST	34	1:39.013	8 Stuart ALBON
ROW 11		1:32.058	33 777 Richard HIRST	32	1:31.157	10 Ian LAURIE	31	1:30.395	321 Illia ZHURAVEL
ROW 10	30	1:29.491	82 Dan HART	29	1:27.274	909 James WOODROFFE	28	1:26.406	78 Tim FRAMPTON
ROW 9		1:26.189	27 9 Thomas BEDFORD	26	1:25.596	127 Matthew CHAM	25	1:24.733	167 Terry SMITH
ROW 8	24	1:24.562	93 Tony BOTTO	23	1:24.367	70 Colin HALL	22	1:24.327	138 Craig JARMIN
ROW 7		1:23.322	21 910 Harry GOWER	20	1:22.868	67 Simon HARVEY	19	1:22.820	71 Colin CLUNE
ROW 6	18	1:22.466	15 James SVENSEN	17	1:21.757	34 Andrew JOHNSON	16	1:21.756	81 Malvern MAY
ROW 5		1:21.443	15 73 Esteban LECOQ	14	1:21.416	27 Jack BETTIS	13	1:20.964	63 Stephen PERFITT
ROW 4	12	1:20.740	45 Terence QUINCE	11	1:20.213	99 Lee ELLIS	10	1:19.970	3 Oliver ARBON
ROW 3		1:19.694	9 19 Kevin LILLEY	8	1:19.666	66 Nik BAKER	7	1:19.537	21 Toby FINNIS
ROW 2	6	1:19.108	5 Barry MANTELL	5	1:18.975	22 Darren DOWDS	4	1:18.625	58 Stacey KILLWORTH
ROW 1		1:18.467	3 55 John REYNOLDS	2	1:18.059	660 Mitch DUCRAN	1	1:16.984	1 David TWYFORD
Pole									

Donington Park National: 1.9790 miles

These results are provisional until the conclusion of any judicial and technical matters.

Clerk Of Course :	Stewards :	Timekeeper : Richard Evans
-------------------	------------	----------------------------

Results can be found at www.tsl-timing.com

Printed - 09:53 Saturday, 03 June 2023



BMCRC - MRO Championships 2023 - Rnd 4 @ Donington Park



MRO Minitwins & BMCRC Rookie Minitwins

RACE 4 - CLASSIFICATION

POS	NO	CL	PIC NAME	ENTRY	LAPS	TIME	GAP	DIFF	MPH	BEST	ON
1	1		David TWYFORD	Suzuki SV650 - MHP, IMP Racing B team	7	9:04.570			91.33	1:16.291	3
2	55		John REYNOLDS	Suzuki SV650 - Fins Motorcycles	7	9:05.350	0.780	0.780	91.20	1:16.581	7
3	660		Mitch DUCRAN	Suzuki SV650 - JP Haulage	7	9:08.046	3.476	2.696	90.75	1:16.944	4
4	58		Stacey KILLWORTH	Suzuki SV650 - Greenplant/Everns	7	9:08.770	4.200	0.724	90.63	1:17.361	4
5	22		Darren DOWDS	Suzuki SV650 - Sublime DSG Ltd	7	9:18.206	13.636	9.436	89.09	1:18.687	4
6	5		Barry MANTELL	Suzuki SV650 S - Swedish Car Connection	7	9:18.500	13.930	0.294	89.05	1:18.258	2
7	66		Nik BAKER	Suzuki SV650 - K66, DMR customs	7	9:19.523	14.953	1.023	88.89	1:18.226	2
8	63		Stephen PERFITT	Suzuki SV650 - PKP Services Ltd	7	9:22.151	17.581	2.628	88.47	1:19.134	7
9	3		Oliver ARBON	Suzuki SV650 - TT Plumbing and Heating	7	9:22.543	17.973	0.392	88.41	1:18.288	7
10	99		Lee ELLIS	Suzuki SV650 - ATP Motorsport	7	9:23.474	18.904	0.931	88.26	1:19.159	6
11	19		Kevin LILLEY	Suzuki SV650 - Trafalgar Cleaning Eqpt. / Steve Jorc	7	9:23.943	19.373	0.469	88.19	1:19.028	6
12	21	RMT	Toby FINNIS	Suzuki SV650 - NOKA RACING - PRIME/TWT	7	9:25.989	21.419	2.046	87.87	1:19.822	4
13	81		Malvern MAY	Suzuki SV650 - IMP racing	7	9:34.693	30.123	8.704	86.54	1:21.063	2
14	45		Terence QUINCE	Suzuki SV650 - K&Q, HM Racing, Titan-x	7	9:36.091	31.521	1.398	86.33	1:20.598	4
15	15	RMT	James SVENSEN	Suzuki SV650S - Tom Svensen Racing	7	9:36.584	32.014	0.493	86.25	1:21.355	5
16	34		Andrew JOHNSON	Suzuki SV650 - Rose & Charlie Racing	7	9:36.667	32.097	0.083	86.24	1:20.261	4
17	910	RMT	Harry GOWER	Suzuki SV650 - RightGear Motorcycles	7	9:36.936	32.366	0.269	86.20	1:20.439	5
18	67	RMT	Simon HARVEY	Suzuki SV650 -	7	9:37.047	32.477	0.111	86.19	1:20.587	7
19	73		Esteban LECOQ	Suzuki SV650 SK5 - Lifesafety Motorsport	7	9:37.148	32.578	0.101	86.17	1:20.459	5
20	27	RMT	Jack BETTIS	Suzuki SV650 - NB Toolmaking	7	9:37.891	33.321	0.743	86.06	1:20.199	7
21	71		Colin CLUNE	Suzuki SV650 -	7	9:39.187	34.617	1.296	85.87	1:20.664	4
22	70		Colin HALL	Suzuki SV650 -	7	9:48.290	43.720	9.103	84.54	1:22.264	3
23	127	RMT	Matthew CHAM	Ducati Monster 696 -	7	9:49.351	44.781	1.061	84.39	1:22.042	4
24	6		Martin COOPER	Suzuki SV650 - Epic Racing	7	9:52.419	47.849	3.068	83.95	1:22.417	6
25	78		Tim FRAMPTON	Suzuki SV650 - K66	7	9:56.861	52.291	4.442	83.32	1:23.399	5
26	167	RMT	Terry SMITH	Suzuki SV650 - IMP Racing	7	10:00.928	56.358	4.067	82.76	1:24.175	3
27	93		Tony BOTTO	Suzuki SV650 - TB Motorcycles	7	10:01.333	56.763	0.405	82.70	1:23.490	4
28	9		Thomas BEDFORD	Suzuki SV650 - AWO Recycling Ltd	7	10:13.482	1:08.912	12.149	81.07	1:26.312	5
29	909	RMT	James WOODROFFE	Suzuki SV650 -	7	10:28.490	1:23.920	15.008	79.13	1:27.550	6
30	321	RMT	Illia ZHURAVEL	Suzuki SV650 -	7	10:30.154	1:25.584	1.664	78.92	1:27.484	4
31	777	RMT	Richard HIRST	Suzuki SV650 - Northern Garage conversion	6	9:05.464	1 Lap	1 Lap	78.11	1:28.142	6
32	10	RMT	Ian LAURIE	Suzuki SV650 -	6	9:08.722	1 Lap	3.258	77.65	1:29.991	5
33	82	RMT	Dan HART	Suzuki SV650 -	6	9:24.930	1 Lap	16.208	75.42	1:30.416	6
34	8		Stuart ALBON	Suzuki SV650 - Winter Sun Skydiving	6	10:02.731	1 Lap	37.801	70.69	1:36.300	6
35	215	RMT	Alan HAZLEHURST	Suzuki SV650 -	6	10:13.585	1 Lap	10.854	69.44	1:39.850	5
NOT CLASSIFIED											
DNF	138		Craig JARMIN	Suzuki SV650 - SK PreP	4	5:36.419	3 Laps	2 Laps	84.30	1:21.635	4

FASTEST LAP

1			David TWYFORD	Suzuki SV650 - MHP, IMP Racing B team	3	1:16.291		93.38 mph	150.29 kph
21	RMT		Toby FINNIS	Suzuki SV650 - NOKA RACING - PRIME/TWT	4	1:19.822		89.25 mph	143.64 kph

Class - 92.5% of Race Speed = 84.48 mph

Class RMT - 92.5% of Race Speed = 81.27 mph

Weather / Track : Sunny / Dry

These results are provisional until the conclusion of any judicial and technical matters.

Race Distance: 7 Laps / 13.85 miles
 Donington Park National: 1.9790 miles
 Date: 03/06/2023 Start: 12:20 Finish: 12:29

Clerk Of Course :	Stewards :	Timekeeper : Richard Evans

Results can be found at www.tsl-timing.com

Printed - 12:31 Saturday, 03 June 2023



BMCRC - MRO Championships 2023 - Rnd 4 @ Donington Park

MRO Minitwins & BMCRC Rookie Minitwins

RACE 4 - POSITION CHART

No	Name	Lap Pos	Lap						
			1	2	3	4	5	6	7
1	TWYFORD	1	660	1	1	1	1	1	1
660	DUCRAN	2	1	660	55	55	55	55	55
55	REYNOLDS	3	55	55	660	660	660	660	660
58	KILLWORTH	4	22	58	58	58	58	58	58
22	DOWDS	5	58	5	22	22	22	22	22
5	MANTELL	6	5	66	5	66	66	5	5
21	FINNIS	7	66	22	66	5	5	66	66
66	BAKER	8	63	63	63	63	63	63	63
19	LILLEY	9	21	21	19	99	99	99	3
3	ARBON	10	19	19	99	19	3	3	99
99	ELLIS	11	3	99	21	21	19	19	19
45	QUINCE	12	99	3	3	3	21	21	21
63	PERFITT	13	15	81	81	81	81	81	81
27	BETTIS	14	81	15	15	15	15	15	45
73	LECOQ	15	45	45	45	45	45	45	15
81	MAY	16	34	73	73	73	73	34	34
34	JOHNSON	17	73	34	67	34	34	73	910
15	SVENSEN	18	67	67	34	67	67	910	67
71	CLUNE	19	71	71	71	71	910	67	73
67	HARVEY	20	910	910	910	910	71	71	27
910	GOWER	21	27	27	27	27	27	27	71
138	JARMIN	22	127	138	138	138	127	70	70
70	HALL	23	138	127	127	127	70	127	127
93	BOTTO	24	70	70	70	70	6	6	6
167	SMITH	25	167	167	167	6	78	78	78
127	CHAM	26	93	78	6	167	167	167	167
9	BEDFORD	27	78	6	78	78	93	93	93
78	FRAMPTON	28	6	93	93	93	9	9	9
909	WOODROFFE	29	9	9	9	9	909	909	909
82	HART	30	10	10	909	909	321	321	321
321	ZHURAVEL	31	909	909	10	321	777	777	
10	LAURIE	32	777	321	321	10	10	10	
777	HIRST	33	321	777	777	777	82	82	
8	ALBON	34	8	82	82	82	8	8	
215	HAZLEHURST	35	82	8	8	8	215	215	
6	COOPER	36	215	215	215	215			

BMCRC - MRO Championships 2023 - Rnd 4 @ Donington Park

MRO Minitwins & BMCRC Rookie Minitwins

RACE 4 - SECTOR ANALYSIS



SECTOR 1 = FL to I1, SECTOR 2 = I1 to FL, DIFF = Difference To Personal Best Lap, P = Crossed Finish Line in Pit Lane, D = Time Disallowed

P1 1		David TWYFORD		Suzuki SV650 - MHP, IMP Racing B team			
IDEAL LAP TIME : 1:15.929		BEST LAP TIME : 1:16.291		DIFFERENCE : 0.362			
LAP	SECTOR 1	SECTOR 2	LAP TIME	MPH	DIFF	TIME OF DAY	
1 -		27.318	1:20.777	88.20	4.486	12:21:49.989	
2 -	49.695	27.014	1:16.709	92.87	0.418	12:23:06.698	
3 -	49.437	26.854	1:16.291 (1)	93.38		12:24:22.989	
4 -	49.124	27.588	1:16.712	92.87	0.421	12:25:39.701	
5 -	49.595	27.048	1:16.643 (2)	92.95	0.352	12:26:56.344	
6 -	53.945	26.805	1:20.750	88.23	4.459	12:28:17.094	
7 -	49.286	27.402	1:16.688 (3)	92.90	0.397	12:29:33.782	

P2 55		John REYNOLDS		Suzuki SV650 - Fins Motorcycles			
IDEAL LAP TIME : 1:16.567		BEST LAP TIME : 1:16.581		DIFFERENCE : 0.014			
LAP	SECTOR 1	SECTOR 2	LAP TIME	MPH	DIFF	TIME OF DAY	
1 -		27.325	1:20.978	87.98	4.397	12:21:50.190	
2 -	50.340	27.579	1:17.919	91.43	1.338	12:23:08.109	
3 -	50.286	27.305	1:17.591	91.82	1.010	12:24:25.700	
4 -	50.174	27.198	1:17.372 (3)	92.08	0.791	12:25:43.072	
5 -	50.426	26.937	1:17.363 (2)	92.09	0.782	12:27:00.435	
6 -	50.713	26.833	1:17.546	91.87	0.965	12:28:17.981	
7 -	49.734	26.847	1:16.581 (1)	93.03		12:29:34.562	

P3 660		Mitch DUCRAN		Suzuki SV650 - JP Haulage			
IDEAL LAP TIME : 1:16.873		BEST LAP TIME : 1:16.944		DIFFERENCE : 0.071			
LAP	SECTOR 1	SECTOR 2	LAP TIME	MPH	DIFF	TIME OF DAY	
1 -		27.141	1:20.485	88.52	3.541	12:21:49.697	
2 -	50.829	27.568	1:18.397	90.87	1.453	12:23:08.094	
3 -	50.977	27.096	1:18.073	91.25	1.129	12:24:26.167	
4 -	50.048	26.896	1:16.944 (1)	92.59		12:25:43.111	
5 -	51.688	27.197	1:18.885	90.31	1.941	12:27:01.996	
6 -	50.506	26.902	1:17.408 (2)	92.04	0.464	12:28:19.404	
7 -	49.977	27.877	1:17.854 (3)	91.51	0.910	12:29:37.258	

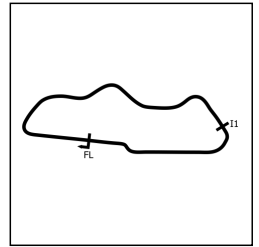
P4 58		Stacey KILLWORTH		Suzuki SV650 - Greenplant/Everms			
IDEAL LAP TIME : 1:17.336		BEST LAP TIME : 1:17.361		DIFFERENCE : 0.025			
LAP	SECTOR 1	SECTOR 2	LAP TIME	MPH	DIFF	TIME OF DAY	
1 -		27.600	1:22.212	86.66	4.851	12:21:51.424	
2 -	50.450	27.228	1:17.678	91.72	0.317	12:23:09.102	
3 -	50.369	27.252	1:17.621 (2)	91.78	0.260	12:24:26.723	
4 -	50.261	27.100	1:17.361 (1)	92.09		12:25:44.084	
5 -	51.513	27.075	1:18.588	90.65	1.227	12:27:02.672	
6 -	50.290	27.389	1:17.679	91.71	0.318	12:28:20.351	
7 -	50.293	27.338	1:17.631 (3)	91.77	0.270	12:29:37.982	

P5 22		Darren DOWDS		Suzuki SV650 - Sublime DSG Ltd			
IDEAL LAP TIME : 1:17.811		BEST LAP TIME : 1:18.687		DIFFERENCE : 0.876			
LAP	SECTOR 1	SECTOR 2	LAP TIME	MPH	DIFF	TIME OF DAY	
1 -		27.547	1:21.842	87.05	3.155	12:21:51.054	
2 -	50.518	29.340	1:19.858	89.21	1.171	12:23:10.912	
3 -	51.483	27.927	1:19.410 (3)	89.71	0.723	12:24:30.322	
4 -	51.203	27.484	1:18.687 (1)	90.54		12:25:49.009	
5 -	51.853	27.571	1:19.424	89.70	0.737	12:27:08.433	
6 -	52.154	27.572	1:19.726	89.36	1.039	12:28:28.159	
7 -	51.966	27.293	1:19.259 (2)	89.89	0.572	12:29:47.418	

BMCRC - MRO Championships 2023 - Rnd 4 @ Donington Park

MRO Minitwins & BMCRC Rookie Minitwins

RACE 4 - SECTOR ANALYSIS



SECTOR 1 = FL to I1, SECTOR 2 = I1 to FL, DIFF = Difference To Personal Best Lap, P = Crossed Finish Line in Pit Lane, D = Time Disallowed

P6		5		Barry MANTELL		Suzuki SV650 S - Swedish Car Connection	
IDEAL LAP TIME : 1:17.862		BEST LAP TIME : 1:18.258		DIFFERENCE : 0.396			
LAP	SECTOR 1	SECTOR 2	LAP TIME	MPH	DIFF	TIME OF DAY	
1 -		27.537	1:22.303	86.56	4.045	12:21:51.515	
2 -	50.513	27.745	1:18.258 (1)	91.04		12:23:09.773	
3 -	52.416	28.399	1:20.815	88.15	2.557	12:24:30.588	
4 -	51.835	27.912	1:19.747	89.34	1.489	12:25:50.335	
5 -	52.263	27.691	1:19.954	89.10	1.696	12:27:10.289	
6 -	50.898	27.461	1:18.359 (2)	90.92	0.101	12:28:28.648	
7 -	51.715	27.349	1:19.064 (3)	90.11	0.806	12:29:47.712	

P7		66		Nik BAKER		Suzuki SV650 - K66, DMR customs	
IDEAL LAP TIME : 1:18.226		BEST LAP TIME : 1:18.226		DIFFERENCE : 0.000			
LAP	SECTOR 1	SECTOR 2	LAP TIME	MPH	DIFF	TIME OF DAY	
1 -		27.840	1:23.103	85.73	4.877	12:21:52.315	
2 -	50.537	27.689	1:18.226 (1)	91.07		12:23:10.541	
3 -	51.310	28.839	1:20.149	88.89	1.923	12:24:30.690	
4 -	51.543	27.996	1:19.539	89.57	1.313	12:25:50.229	
5 -	51.964	27.925	1:19.889	89.18	1.663	12:27:10.118	
6 -	51.588	27.690	1:19.278 (2)	89.86	1.052	12:28:29.396	
7 -	51.374	27.965	1:19.339 (3)	89.79	1.113	12:29:48.735	

P8		63		Stephen PERFITT		Suzuki SV650 - PKP Services Ltd	
IDEAL LAP TIME : 1:19.134		BEST LAP TIME : 1:19.134		DIFFERENCE : 0.000			
LAP	SECTOR 1	SECTOR 2	LAP TIME	MPH	DIFF	TIME OF DAY	
1 -		28.238	1:24.014	84.80	4.880	12:21:53.226	
2 -	51.774	27.994	1:19.768	89.31	0.634	12:23:12.994	
3 -	52.173	28.174	1:20.347	88.67	1.213	12:24:33.341	
4 -	51.714	28.213	1:19.927	89.13	0.793	12:25:53.268	
5 -	51.906	27.740	1:19.646 (3)	89.45	0.512	12:27:12.914	
6 -	51.668	27.647	1:19.315 (2)	89.82	0.181	12:28:32.229	
7 -	51.627	27.507	1:19.134 (1)	90.03		12:29:51.363	

P9		3		Oliver ARBON		Suzuki SV650 - TT Plumbing and Heating	
IDEAL LAP TIME : 1:18.288		BEST LAP TIME : 1:18.288		DIFFERENCE : 0.000			
LAP	SECTOR 1	SECTOR 2	LAP TIME	MPH	DIFF	TIME OF DAY	
1 -		27.885	1:24.907	83.91	6.619	12:21:54.119	
2 -	51.972	28.450	1:20.422	88.59	2.134	12:23:14.541	
3 -	51.690	28.437	1:20.127	88.91	1.839	12:24:34.668	
4 -	51.436	27.990	1:19.426 (3)	89.70	1.138	12:25:54.094	
5 -	52.404	28.019	1:20.423	88.58	2.135	12:27:14.517	
6 -	51.330	27.620	1:18.950 (2)	90.24	0.662	12:28:33.467	
7 -	50.680	27.608	1:18.288 (1)	91.00		12:29:51.755	

P10		99		Lee ELLIS		Suzuki SV650 - ATP Motorsport	
IDEAL LAP TIME : 1:19.025		BEST LAP TIME : 1:19.159		DIFFERENCE : 0.134			
LAP	SECTOR 1	SECTOR 2	LAP TIME	MPH	DIFF	TIME OF DAY	
1 -		28.176	1:25.437	83.39	6.278	12:21:54.649	
2 -	51.393	28.163	1:19.556 (3)	89.55	0.397	12:23:14.205	
3 -	51.544	28.102	1:19.646	89.45	0.487	12:24:33.851	
4 -	51.423	28.301	1:19.724	89.36	0.565	12:25:53.575	
5 -	52.671	27.905	1:20.576	88.42	1.417	12:27:14.151	
6 -	51.303	27.856	1:19.159 (1)	90.00		12:28:33.310	
7 -	51.169	28.207	1:19.376 (2)	89.75	0.217	12:29:52.686	

BMCRC - MRO Championships 2023 - Rnd 4 @ Donington Park

MRO Minitwins & BMCRC Rookie Minitwins

RACE 4 - SECTOR ANALYSIS



SECTOR 1 = FL to I1, SECTOR 2 = I1 to FL, DIFF = Difference To Personal Best Lap, P = Crossed Finish Line in Pit Lane, D = Time Disallowed

P11 19		Kevin LILLEY		Suzuki SV650 - Trafalgar Cleaning Eqpt. / Steve Jordan Motorcy		
IDEAL LAP TIME : 1:18.832		BEST LAP TIME : 1:19.028		DIFFERENCE : 0.196		
LAP	SECTOR 1	SECTOR 2	LAP TIME	MPH	DIFF	TIME OF DAY
1 -		27.883	1:24.445	84.37	5.417	12:21:53.657
2 -	51.637	28.374	1:20.011	89.04	0.983	12:23:13.668
3 -	51.246	28.517	1:19.763 (3)	89.32	0.735	12:24:33.431
4 -	51.651	28.547	1:20.198	88.83	1.170	12:25:53.629
5 -	53.017	28.129	1:21.146	87.80	2.118	12:27:14.775
6 -	51.114	27.914	1:19.028 (1)	90.15		12:28:33.803
7 -	50.949	28.403	1:19.352 (2)	89.78	0.324	12:29:53.155

P12 21 RMT		Toby FINNIS		Suzuki SV650 - NOKA RACING - PRIME/TWT		
IDEAL LAP TIME : 1:19.631		BEST LAP TIME : 1:19.822		DIFFERENCE : 0.191		
LAP	SECTOR 1	SECTOR 2	LAP TIME	MPH	DIFF	TIME OF DAY
1 -		27.940	1:24.208	84.60	4.386	12:21:53.420
2 -	52.178	27.986	1:20.164 (3)	88.87	0.342	12:23:13.584
3 -	52.352	28.209	1:20.561	88.43	0.739	12:24:34.145
4 -	51.718	28.104	1:19.822 (1)	89.25		12:25:53.967
5 -	52.511	28.465	1:20.976	87.98	1.154	12:27:14.943
6 -	51.966	28.027	1:19.993 (2)	89.06	0.171	12:28:34.936
7 -	52.352	27.913	1:20.265	88.76	0.443	12:29:55.201

P13 81		Malvern MAY		Suzuki SV650 - IMP racing		
IDEAL LAP TIME : 1:20.803		BEST LAP TIME : 1:21.063		DIFFERENCE : 0.260		
LAP	SECTOR 1	SECTOR 2	LAP TIME	MPH	DIFF	TIME OF DAY
1 -		28.650	1:26.741	82.13	5.678	12:21:55.953
2 -	52.577	28.486	1:21.063 (1)	87.89		12:23:17.016
3 -	52.507	28.638	1:21.145 (3)	87.80	0.082	12:24:38.161
4 -	52.391	28.724	1:21.115 (2)	87.83	0.052	12:25:59.276
5 -	52.737	29.044	1:21.781	87.11	0.718	12:27:21.057
6 -	53.225	28.412	1:21.637	87.27	0.574	12:28:42.694
7 -	52.631	28.580	1:21.211	87.73	0.148	12:30:03.905

P14 45		Terence QUINCE		Suzuki SV650 - K&Q, HM Racing, Titan-x		
IDEAL LAP TIME : 1:20.397		BEST LAP TIME : 1:20.598		DIFFERENCE : 0.201		
LAP	SECTOR 1	SECTOR 2	LAP TIME	MPH	DIFF	TIME OF DAY
1 -		28.768	1:27.459	81.46	6.861	12:21:56.671
2 -	53.820	28.687	1:22.507	86.35	1.909	12:23:19.178
3 -	53.127	28.535	1:21.662	87.24	1.064	12:24:40.840
4 -	52.294	28.304	1:20.598 (1)	88.39		12:26:01.438
5 -	52.700	28.103	1:20.803 (2)	88.17	0.205	12:27:22.241
6 -	53.046	28.447	1:21.493 (3)	87.42	0.895	12:28:43.734
7 -	53.299	28.270	1:21.569	87.34	0.971	12:30:05.303

P15 15 RMT		James SVENSEN		Suzuki SV650S - Tom Svensen Racing		
IDEAL LAP TIME : 1:21.199		BEST LAP TIME : 1:21.355		DIFFERENCE : 0.156		
LAP	SECTOR 1	SECTOR 2	LAP TIME	MPH	DIFF	TIME OF DAY
1 -		28.561	1:26.349	82.50	4.994	12:21:55.561
2 -	53.280	28.466	1:21.746	87.15	0.391	12:23:17.307
3 -	52.969	28.455	1:21.424 (2)	87.50	0.069	12:24:38.731
4 -	52.860	28.835	1:21.695	87.21	0.340	12:26:00.426
5 -	52.770	28.585	1:21.355 (1)	87.57		12:27:21.781
6 -	53.103	28.429	1:21.532 (3)	87.38	0.177	12:28:43.313
7 -	53.158	29.325	1:22.483	86.37	1.128	12:30:05.796

BMCRC - MRO Championships 2023 - Rnd 4 @ Donington Park

MRO Minitwins & BMCRC Rookie Minitwins

RACE 4 - SECTOR ANALYSIS



SECTOR 1 = FL to I1, SECTOR 2 = I1 to FL, DIFF = Difference To Personal Best Lap, P = Crossed Finish Line in Pit Lane, D = Time Disallowed

P16 34		Andrew JOHNSON		Suzuki SV650 - Rose & Charlie Racing		
IDEAL LAP TIME : 1:19.830		BEST LAP TIME : 1:20.261		DIFFERENCE : 0.431		
LAP	SECTOR 1	SECTOR 2	LAP TIME	MPH	DIFF	TIME OF DAY
1 -		28.197	1:27.757	81.18	7.496	12:21:56.969
2 -	53.675	28.968	1:22.643	86.20	2.382	12:23:19.612
3 -	53.366	29.043	1:22.409	86.45	2.148	12:24:42.021
4 -	51.983	28.278	1:20.261 (1)	88.76		12:26:02.282
5 -	52.271	28.113	1:20.384 (2)	88.63	0.123	12:27:22.666
6 -	53.593	27.847	1:21.440 (3)	87.48	1.179	12:28:44.106
7 -	53.303	28.470	1:21.773	87.12	1.512	12:30:05.879

P17 910 RMT		Harry GOWER		Suzuki SV650 - RightGear Motorcycles		
IDEAL LAP TIME : 1:20.416		BEST LAP TIME : 1:20.439		DIFFERENCE : 0.023		
LAP	SECTOR 1	SECTOR 2	LAP TIME	MPH	DIFF	TIME OF DAY
1 -		28.800	1:29.670	79.45	9.231	12:21:58.882
2 -	52.673	28.891	1:21.564	87.35	1.125	12:23:20.446
3 -	52.901	29.314	1:22.215	86.65	1.776	12:24:42.661
4 -	52.714	28.056	1:20.770 (2)	88.20	0.331	12:26:03.431
5 -	52.504	27.935	1:20.439 (1)	88.57		12:27:23.870
6 -	53.468	27.912	1:21.380	87.54	0.941	12:28:45.250
7 -	52.594	28.304	1:20.898 (3)	88.06	0.459	12:30:06.148

P18 67 RMT		Simon HARVEY		Suzuki SV650 -		
IDEAL LAP TIME : 1:20.526		BEST LAP TIME : 1:20.587		DIFFERENCE : 0.061		
LAP	SECTOR 1	SECTOR 2	LAP TIME	MPH	DIFF	TIME OF DAY
1 -		28.574	1:28.513	80.49	7.926	12:21:57.725
2 -	53.551	28.739	1:22.290	86.57	1.703	12:23:20.015
3 -	52.979	28.981	1:21.960	86.92	1.373	12:24:41.975
4 -	52.648	28.119	1:20.767 (3)	88.21	0.180	12:26:02.742
5 -	52.407	28.198	1:20.605 (2)	88.38	0.018	12:27:23.347
6 -	53.402	28.923	1:22.325	86.54	1.738	12:28:45.672
7 -	52.467	28.120	1:20.587 (1)	88.40		12:30:06.259

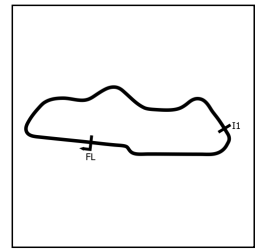
P19 73		Esteban LECOQ		Suzuki SV650 SK5 - Lifesafety Motorsport		
IDEAL LAP TIME : 1:20.367		BEST LAP TIME : 1:20.459		DIFFERENCE : 0.092		
LAP	SECTOR 1	SECTOR 2	LAP TIME	MPH	DIFF	TIME OF DAY
1 -		28.978	1:28.328	80.66	7.869	12:21:57.540
2 -	53.596	28.344	1:21.940	86.94	1.481	12:23:19.480
3 -	53.135	28.334	1:21.469 (3)	87.45	1.010	12:24:40.949
4 -	52.990	28.151	1:21.141 (2)	87.80	0.682	12:26:02.090
5 -	52.281	28.178	1:20.459 (1)	88.54		12:27:22.549
6 -	53.942	28.086	1:22.028	86.85	1.569	12:28:44.577
7 -	53.136	28.647	1:21.783	87.11	1.324	12:30:06.360

P20 27 RMT		Jack BETTIS		Suzuki SV650 - NB Toolmaking		
IDEAL LAP TIME : 1:19.820		BEST LAP TIME : 1:20.199		DIFFERENCE : 0.379		
LAP	SECTOR 1	SECTOR 2	LAP TIME	MPH	DIFF	TIME OF DAY
1 -		29.633	1:29.959	79.19	9.760	12:21:59.171
2 -	53.206	28.607	1:21.813	87.08	1.614	12:23:20.984
3 -	52.590	29.656	1:22.246	86.62	2.047	12:24:43.230
4 -	52.793	28.245	1:21.038 (3)	87.91	0.839	12:26:04.268
5 -	51.989	28.983	1:20.972 (2)	87.98	0.773	12:27:25.240
6 -	53.833	27.831	1:21.664	87.24	1.465	12:28:46.904
7 -	52.208	27.991	1:20.199 (1)	88.83		12:30:07.103

BMCRC - MRO Championships 2023 - Rnd 4 @ Donington Park

MRO Minitwins & BMCRC Rookie Minitwins

RACE 4 - SECTOR ANALYSIS



SECTOR 1 = FL to I1, SECTOR 2 = I1 to FL, DIFF = Difference To Personal Best Lap, P = Crossed Finish Line in Pit Lane, D = Time Disallowed

P21	71	Colin CLUNE	Suzuki SV650 -
IDEAL LAP TIME : 1:20.664	BEST LAP TIME : 1:20.664	DIFFERENCE : 0.000	

LAP	SECTOR 1	SECTOR 2	LAP TIME	MPH	DIFF	TIME OF DAY
1 -		28.831	1:28.701	80.32	8.037	12:21:57.913
2 -	53.408	28.876	1:22.284	86.58	1.620	12:23:20.197
3 -	52.881	29.324	1:22.205	86.66	1.541	12:24:42.402
4 -	52.483	28.181	1:20.664 (1)	88.32		12:26:03.066
5 -	52.838	28.695	1:21.533 (2)	87.38	0.869	12:27:24.599
6 -	53.543	28.724	1:22.267	86.60	1.603	12:28:46.866
7 -	53.206	28.327	1:21.533 (2)	87.38	0.869	12:30:08.399

P22	70	Colin HALL	Suzuki SV650 -
IDEAL LAP TIME : 1:21.948	BEST LAP TIME : 1:22.264	DIFFERENCE : 0.316	

LAP	SECTOR 1	SECTOR 2	LAP TIME	MPH	DIFF	TIME OF DAY
1 -		29.584	1:31.070	78.23	8.806	12:22:00.282
2 -	53.888	29.255	1:23.143	85.69	0.879	12:23:23.425
3 -	53.195	29.069	1:22.264 (1)	86.60		12:24:45.689
4 -	53.252	29.296	1:22.548 (2)	86.30	0.284	12:26:08.237
5 -	53.948	28.753	1:22.701	86.14	0.437	12:27:30.938
6 -	54.074	29.824	1:23.898	84.92	1.634	12:28:54.836
7 -	53.523	29.143	1:22.666 (3)	86.18	0.402	12:30:17.502

P23	127	RMT Matthew CHAM	Ducati Monster 696 -
IDEAL LAP TIME : 1:22.042	BEST LAP TIME : 1:22.042	DIFFERENCE : 0.000	

LAP	SECTOR 1	SECTOR 2	LAP TIME	MPH	DIFF	TIME OF DAY
1 -		29.739	1:30.039	79.12	7.997	12:21:59.251
2 -	54.176	29.312	1:23.488	85.33	1.446	12:23:22.739
3 -	53.229	29.320	1:22.549 (2)	86.30	0.507	12:24:45.288
4 -	53.191	28.851	1:22.042 (1)	86.84		12:26:07.330
5 -	54.450	29.048	1:23.498	85.32	1.456	12:27:30.828
6 -	55.057	29.232	1:24.289	84.52	2.247	12:28:55.117
7 -	54.462	28.984	1:23.446 (3)	85.38	1.404	12:30:18.563

P24	6	Martin COOPER	Suzuki SV650 - Epic Racing
IDEAL LAP TIME : 1:22.355	BEST LAP TIME : 1:22.417	DIFFERENCE : 0.062	

LAP	SECTOR 1	SECTOR 2	LAP TIME	MPH	DIFF	TIME OF DAY
1 -		29.964	1:33.348	76.32	10.931	12:22:02.560
2 -	54.571	29.592	1:24.163	84.65	1.746	12:23:26.723
3 -	53.850	29.120	1:22.970 (3)	85.87	0.553	12:24:49.693
4 -	53.880	29.523	1:23.403	85.42	0.986	12:26:13.096
5 -	54.056	29.475	1:23.531	85.29	1.114	12:27:36.627
6 -	53.588	28.829	1:22.417 (1)	86.44		12:28:59.044
7 -	53.820	28.767	1:22.587 (2)	86.26	0.170	12:30:21.631

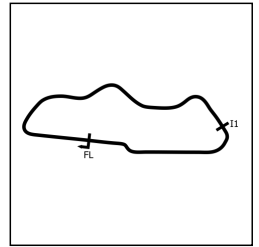
P25	78	Tim FRAMPTON	Suzuki SV650 - K66
IDEAL LAP TIME : 1:23.159	BEST LAP TIME : 1:23.399	DIFFERENCE : 0.240	

LAP	SECTOR 1	SECTOR 2	LAP TIME	MPH	DIFF	TIME OF DAY
1 -		30.045	1:32.974	76.63	9.575	12:22:02.186
2 -	54.799	29.630	1:24.429	84.38	1.030	12:23:26.615
3 -	54.712	29.491	1:24.203	84.61	0.804	12:24:50.818
4 -	54.406	29.524	1:23.930 (3)	84.88	0.531	12:26:14.748
5 -	54.554	28.845	1:23.399 (1)	85.42		12:27:38.147
6 -	54.314	29.156	1:23.470 (2)	85.35	0.071	12:29:01.617
7 -	55.323	29.133	1:24.456	84.35	1.057	12:30:26.073

BMCRC - MRO Championships 2023 - Rnd 4 @ Donington Park

MRO Minitwins & BMCRC Rookie Minitwins

RACE 4 - SECTOR ANALYSIS



SECTOR 1 = FL to I1, SECTOR 2 = I1 to FL, DIFF = Difference To Personal Best Lap, P = Crossed Finish Line in Pit Lane, D = Time Disallowed

P26 167 RMT Terry SMITH		Suzuki SV650 - IMP Racing				
IDEAL LAP TIME : 1:23.731		BEST LAP TIME : 1:24.175		DIFFERENCE : 0.444		
LAP	SECTOR 1	SECTOR 2	LAP TIME	MPH	DIFF	TIME OF DAY
1 -		29.688	1:31.508	77.85	7.333	12:22:00.720
2 -	54.605	29.609	1:24.214 (2)	84.60	0.039	12:23:24.934
3 -	54.357	29.818	1:24.175 (1)	84.64		12:24:49.109
4 -	54.300	30.271	1:24.571	84.24	0.396	12:26:13.680
5 -	55.256	29.688	1:24.944	83.87	0.769	12:27:38.624
6 -	55.017	29.431	1:24.448 (3)	84.36	0.273	12:29:03.072
7 -	56.789	30.279	1:27.068	81.82	2.893	12:30:30.140

P27 93 Tony BOTTO		Suzuki SV650 - TB Motorcycles				
IDEAL LAP TIME : 1:23.487		BEST LAP TIME : 1:23.490		DIFFERENCE : 0.003		
LAP	SECTOR 1	SECTOR 2	LAP TIME	MPH	DIFF	TIME OF DAY
1 -		29.766	1:31.871	77.55	8.381	12:22:01.083
2 -	55.733	30.424	1:26.157	82.69	2.667	12:23:27.240
3 -	55.212	29.663	1:24.875 (3)	83.94	1.385	12:24:52.115
4 -	54.202	29.288	1:23.490 (1)	85.33		12:26:15.605
5 -	55.677	29.638	1:25.315	83.50	1.825	12:27:40.920
6 -	55.036	29.285	1:24.321 (2)	84.49	0.831	12:29:05.241
7 -	55.838	29.466	1:25.304	83.52	1.814	12:30:30.545

P28 9 Thomas BEDFORD		Suzuki SV650 - AWO Recycling Ltd				
IDEAL LAP TIME : 1:25.789		BEST LAP TIME : 1:26.312		DIFFERENCE : 0.523		
LAP	SECTOR 1	SECTOR 2	LAP TIME	MPH	DIFF	TIME OF DAY
1 -		30.873	1:33.752	75.99	7.440	12:22:02.964
2 -	56.438	30.600	1:27.038	81.85	0.726	12:23:30.002
3 -	56.055	30.426	1:26.481 (3)	82.38	0.169	12:24:56.483
4 -	56.075	30.412	1:26.487	82.37	0.175	12:26:22.970
5 -	56.363	29.949	1:26.312 (1)	82.54		12:27:49.282
6 -	55.840	30.493	1:26.333 (2)	82.52	0.021	12:29:15.615
7 -	56.658	30.421	1:27.079	81.81	0.767	12:30:42.694

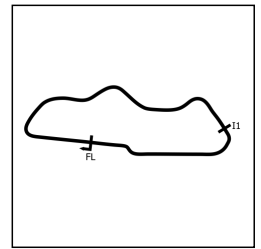
P29 909 RMT James WOODROFFE		Suzuki SV650 -				
IDEAL LAP TIME : 1:27.423		BEST LAP TIME : 1:27.550		DIFFERENCE : 0.127		
LAP	SECTOR 1	SECTOR 2	LAP TIME	MPH	DIFF	TIME OF DAY
1 -		31.762	1:36.632	73.72	9.082	12:22:05.844
2 -	58.397	32.328	1:30.725	78.53	3.175	12:23:36.569
3 -	58.619	30.498	1:29.117	79.94	1.567	12:25:05.686
4 -	57.050	30.574	1:27.624 (2)	81.30	0.074	12:26:33.310
5 -	58.395	30.533	1:28.928	80.11	1.378	12:28:02.238
6 -	57.177	30.373	1:27.550 (1)	81.37		12:29:29.788
7 -	57.454	30.460	1:27.914 (3)	81.04	0.364	12:30:57.702

P30 321 RMT Illia ZHURAVEL		Suzuki SV650 -				
IDEAL LAP TIME : 1:26.980		BEST LAP TIME : 1:27.484		DIFFERENCE : 0.504		
LAP	SECTOR 1	SECTOR 2	LAP TIME	MPH	DIFF	TIME OF DAY
1 -		31.089	1:38.339	72.44	10.855	12:22:07.551
2 -	58.396	31.410	1:29.806	79.33	2.322	12:23:37.357
3 -	58.495	31.150	1:29.645	79.47	2.161	12:25:07.002
4 -	56.851	30.633	1:27.484 (1)	81.43		12:26:34.486
5 -	59.009	30.242	1:29.251	79.82	1.767	12:28:03.737
6 -	57.888	30.129	1:28.017 (3)	80.94	0.533	12:29:31.754
7 -	57.134	30.478	1:27.612 (2)	81.32	0.128	12:30:59.366

BMCRC - MRO Championships 2023 - Rnd 4 @ Donington Park

MRO Minitwins & BMCRC Rookie Minitwins

RACE 4 - SECTOR ANALYSIS



SECTOR 1 = FL to I1, SECTOR 2 = I1 to FL, DIFF = Difference To Personal Best Lap, P = Crossed Finish Line in Pit Lane, D = Time Disallowed

P31	777	RMT	Richard HIRST	Suzuki SV650 - Northern Garage conversion		
IDEAL LAP TIME : 1:28.142		BEST LAP TIME : 1:28.142		DIFFERENCE : 0.000		
LAP	SECTOR 1	SECTOR 2	LAP TIME	MPH	DIFF	TIME OF DAY
1 -		30.856	1:37.278	73.24	9.136	12:22:06.490
2 -	58.479	32.715	1:31.194	78.12	3.052	12:23:37.684
3 -	59.203	30.734	1:29.937 (3)	79.21	1.795	12:25:07.621
4 -	58.509	31.449	1:29.958	79.19	1.816	12:26:37.579
5 -	58.376	30.579	1:28.955 (2)	80.09	0.813	12:28:06.534
6 -	57.624	30.518	1:28.142 (1)	80.83		12:29:34.676

P32	10	RMT	Ian LAURIE	Suzuki SV650 -		
IDEAL LAP TIME : 1:29.713		BEST LAP TIME : 1:29.991		DIFFERENCE : 0.278		
LAP	SECTOR 1	SECTOR 2	LAP TIME	MPH	DIFF	TIME OF DAY
1 -		31.426	1:36.292	73.98	6.301	12:22:05.504
2 -	58.639	32.327	1:30.966	78.32	0.975	12:23:36.470
3 -	58.847	31.596	1:30.443 (3)	78.77	0.452	12:25:06.913
4 -	59.029	31.238	1:30.267 (2)	78.92	0.276	12:26:37.180
5 -	58.475	31.516	1:29.991 (1)	79.17		12:28:07.171
6 -	59.373	31.390	1:30.763	78.49	0.772	12:29:37.934

P33	82	RMT	Dan HART	Suzuki SV650 -		
IDEAL LAP TIME : 1:29.838		BEST LAP TIME : 1:30.416		DIFFERENCE : 0.578		
LAP	SECTOR 1	SECTOR 2	LAP TIME	MPH	DIFF	TIME OF DAY
1 -		41.530	1:46.832	66.69	16.416	12:22:16.044
2 -	1:00.426	32.788	1:33.214	76.43	2.798	12:23:49.258
3 -	59.960	31.657	1:31.617	77.76	1.201	12:25:20.875
4 -	1:00.136	31.415	1:31.551 (3)	77.82	1.135	12:26:52.426
5 -	1:00.483	30.817	1:31.300 (2)	78.03	0.884	12:28:23.726
6 -	59.021	31.395	1:30.416 (1)	78.79		12:29:54.142

P34	8		Stuart ALBON	Suzuki SV650 - Winter Sun Skydiving		
IDEAL LAP TIME : 1:35.937		BEST LAP TIME : 1:36.300		DIFFERENCE : 0.363		
LAP	SECTOR 1	SECTOR 2	LAP TIME	MPH	DIFF	TIME OF DAY
1 -		34.141	1:45.906	67.27	9.606	12:22:15.118
2 -	1:05.237	34.674	1:39.911	71.30	3.611	12:23:55.029
3 -	1:08.978	35.467	1:44.445	68.21	8.145	12:25:39.474
4 -	1:05.559	33.735	1:39.294 (3)	71.75	2.994	12:27:18.768
5 -	1:03.304	33.571	1:36.875 (2)	73.54	0.575	12:28:55.643
6 -	1:03.667	32.633	1:36.300 (1)	73.98		12:30:31.943

P35	215	RMT	Alan HAZLEHURST	Suzuki SV650 -		
IDEAL LAP TIME : 1:39.835		BEST LAP TIME : 1:39.850		DIFFERENCE : 0.015		
LAP	SECTOR 1	SECTOR 2	LAP TIME	MPH	DIFF	TIME OF DAY
1 -		34.850	1:48.725	65.52	8.875	12:22:17.937
2 -	1:05.986	34.988	1:40.974 (2)	70.55	1.124	12:23:58.911
3 -	1:06.791	34.876	1:41.667	70.07	1.817	12:25:40.578
4 -	1:06.725	34.366	1:41.091 (3)	70.47	1.241	12:27:21.669
5 -	1:06.001	33.849	1:39.850 (1)	71.35		12:29:01.519
6 -	1:06.709	34.569	1:41.278	70.34	1.428	12:30:42.797

P36	138		Craig JARMIN	Suzuki SV650 - SK PreP		
IDEAL LAP TIME : 1:21.635		BEST LAP TIME : 1:21.635		DIFFERENCE : 0.000		
LAP	SECTOR 1	SECTOR 2	LAP TIME	MPH	DIFF	TIME OF DAY
1 -		29.029	1:30.148	79.03	8.513	12:21:59.360
2 -	53.870	28.858	1:22.728 (3)	86.12	1.093	12:23:22.088
3 -	53.182	28.726	1:21.908 (2)	86.98	0.273	12:24:43.996
4 -	52.914	28.721	1:21.635 (1)	87.27		12:26:05.631

BMCRC - MRO Championships 2023 - Rnd 4 @ Donington Park

MRO Minitwins & BMCRC Rookie Minitwins

RACE 4 - BEST SECTORS

SECTOR 1				SECTOR 2				IDEAL / BEST COMPARISON				
POS	NO	NAME	TIME	NO	NAME	TIME	POS	NO	NAME	IDEAL	BEST	DIFF
									PERFECT LAP	1:15.929		
1	1	TWYFORD	49.124	1	TWYFORD	26.805	1	1	TWYFORD	1:15.929	1:16.291	0.362
2	55	REYNOLDS	49.734	55	REYNOLDS	26.833	2	55	REYNOLDS	1:16.567	1:16.581	0.014
3	660	DUCRAN	49.977	660	DUCRAN	26.896	3	660	DUCRAN	1:16.873	1:16.944	0.071
4	58	KILLWORTH	50.261	58	KILLWORTH	27.075	4	58	KILLWORTH	1:17.336	1:17.361	0.025
5	5	MANTELL	50.513	22	DOWDS	27.293	5	22	DOWDS	1:17.811	1:18.687	0.876
6	22	DOWDS	50.518	5	MANTELL	27.349	6	5	MANTELL	1:17.862	1:18.258	0.396
7	66	BAKER	50.537	63	PERFITT	27.507	7	66	BAKER	1:18.226	1:18.226	0.000
8	3	ARBON	50.680	3	ARBON	27.608	8	3	ARBON	1:18.288	1:18.288	0.000
9	19	LILLEY	50.949	66	BAKER	27.689	9	19	LILLEY	1:18.832	1:19.028	0.196
10	99	ELLIS	51.169	27	BETTIS	27.831	10	99	ELLIS	1:19.025	1:19.159	0.134
11	63	PERFITT	51.627	34	JOHNSON	27.847	11	63	PERFITT	1:19.134	1:19.134	0.000
12	21	FINNIS	51.718	99	ELLIS	27.856	12	21	FINNIS	1:19.631	1:19.822	0.191
13	34	JOHNSON	51.983	19	LILLEY	27.883	13	27	BETTIS	1:19.820	1:20.199	0.379
14	27	BETTIS	51.989	910	GOWER	27.912	14	34	JOHNSON	1:19.830	1:20.261	0.431
15	73	LECOQ	52.281	21	FINNIS	27.913	15	73	LECOQ	1:20.367	1:20.459	0.092
16	45	QUINCE	52.294	73	LECOQ	28.086	16	45	QUINCE	1:20.397	1:20.598	0.201
17	81	MAY	52.391	45	QUINCE	28.103	17	910	GOWER	1:20.416	1:20.439	0.023
18	67	HARVEY	52.407	67	HARVEY	28.119	18	67	HARVEY	1:20.526	1:20.587	0.061
19	71	CLUNE	52.483	71	CLUNE	28.181	19	71	CLUNE	1:20.664	1:20.664	0.000
20	910	GOWER	52.504	81	MAY	28.412	20	81	MAY	1:20.803	1:21.063	0.260
21	15	SVENSEN	52.770	15	SVENSEN	28.429	21	15	SVENSEN	1:21.199	1:21.355	0.156
22	138	JARMIN	52.914	138	JARMIN	28.721	22	138	JARMIN	1:21.635	1:21.635	0.000
23	127	CHAM	53.191	70	HALL	28.753	23	70	HALL	1:21.948	1:22.264	0.316
24	70	HALL	53.195	6	COOPER	28.767	24	127	CHAM	1:22.042	1:22.042	0.000
25	6	COOPER	53.588	78	FRAMPTON	28.845	25	6	COOPER	1:22.355	1:22.417	0.062
26	93	BOTTO	54.202	127	CHAM	28.851	26	78	FRAMPTON	1:23.159	1:23.399	0.240
27	167	SMITH	54.300	93	BOTTO	29.285	27	93	BOTTO	1:23.487	1:23.490	0.003
28	78	FRAMPTON	54.314	167	SMITH	29.431	28	167	SMITH	1:23.731	1:24.175	0.444
29	9	BEDFORD	55.840	9	BEDFORD	29.949	29	9	BEDFORD	1:25.789	1:26.312	0.523
30	321	ZHURAVEL	56.851	321	ZHURAVEL	30.129	30	321	ZHURAVEL	1:26.980	1:27.484	0.504
31	909	WOODROFFE	57.050	909	WOODROFFE	30.373	31	909	WOODROFFE	1:27.423	1:27.550	0.127
32	777	HIRST	57.624	777	HIRST	30.518	32	777	HIRST	1:28.142	1:28.142	0.000
33	10	LAURIE	58.475	82	HART	30.817	33	10	LAURIE	1:29.713	1:29.991	0.278
34	82	HART	59.021	10	LAURIE	31.238	34	82	HART	1:29.838	1:30.416	0.578
35	8	ALBON	1:03.304	8	ALBON	32.633	35	8	ALBON	1:35.937	1:36.300	0.363
36	215	HAZLEHURST	1:05.986	215	HAZLEHURST	33.849	36	215	HAZLEHURST	1:39.835	1:39.850	0.015

BMCRC - MRO Championships 2023 - Rnd 4 @ Donington Park

MRO Minitwins & BMCRC Rookie Minitwins

RACE 4 - STATISTICS

Competitors Started 36
Planned Start 2023-06-03 @ 12:35:00.000
Actual Start 2023-06-03 @ 12:20:29.212
Finish Time 2023-06-03 @ 12:29:33.781
Track Length 1.9790mi.
Total Laps 244
Total Distance Covered 482.8924mi.

Session Fastest Lap History

NO	CL	NAME	LAP TIME	TIME OF DAY	LAP	VEHICLE
1		David TWYFORD	1:16.709	12:23:06.717	2	Suzuki SV650
1		David TWYFORD	1:16.291	12:24:23.008	3	Suzuki SV650

Session Leader History

NO	CL	NAME	FROM LAP	LAPS LED	DISTANCE	VEHICLE
660		Mitch DUCRAN	1	1	1.94 miles	Suzuki SV650
1		David TWYFORD	2	6	11.87 miles	Suzuki SV650

Flag History

TYPE	TIME OF DAY
GREEN	12:20:29.212
FINISH	12:29:33.781

Flag Statistics

TYPE	COUNT	TOTAL LAPS	TOTAL TIME
Green	1	7	10:47.508
Red	0	0	0.000
Safety Car	0	0	0.000
FCY	0	0	0.000

BMCRC - MRO Championships 2023 - Rnd 4 @ Donington Park

MRO Minitwins & BMCRC Rookie Minitwins

RACE 4 - STATISTICS

CLASS :

23 Starters

Fastest Lap History

NO	NAME	LAP TIME	TIME OF DAY	LAP	VEHICLE
1	David TWYFORD	1:16.709	12:23:06.717	2	Suzuki SV650
1	David TWYFORD	1:16.291	12:24:23.008	3	Suzuki SV650

Leader History

NO	NAME	FROM LAP	LAPS LED	DISTANCE	VEHICLE
660	Mitch DUCRAN	1	1	1.94 miles	Suzuki SV650
1	David TWYFORD	2	6	11.87 miles	Suzuki SV650

BMCRC - MRO Championships 2023 - Rnd 4 @ Donington Park

MRO Minitwins & BMCRC Rookie Minitwins

RACE 4 - STATISTICS

CLASS : RMT

13 Starters

Fastest Lap History

NO	NAME	LAP TIME	TIME OF DAY	LAP	VEHICLE
21	Toby FINNIS	1:20.164	12:23:13.607	2	Suzuki SV650
21	Toby FINNIS	1:19.822	12:25:53.990	4	Suzuki SV650

Leader History

NO	NAME	FROM LAP	LAPS LED	DISTANCE	VEHICLE
21	Toby FINNIS	1	7	13.81 miles	Suzuki SV650

BMCRC - MRO Championships 2023 - Rnd 4 @ Donington Park



MRO Minitwins & BMCRC Rookie Minitwins

RACE 14 - GRID (7 Laps)

ROW 12	36	1:39.850	215 Alan HAZLEHURST	35	1:36.300	8 Stuart ALBON	34	1:30.416	82 Dan HART
ROW 11		1:29.991	33 10 Ian LAURIE		1:28.142	32 777 Richard HIRST		1:27.550	31 909 James WOODROFFE
ROW 10	30	1:27.484	321 Illia ZHURAVEL	29	1:26.312	9 Thomas BEDFORD	28	1:24.175	167 Terry SMITH
ROW 9		1:23.490	27 93 Tony BOTTO		1:23.399	26 78 Tim FRAMPTON		1:22.417	25 6 Martin COOPER
ROW 8	24	1:22.264	70 Colin HALL	23	1:22.042	127 Matthew CHAM	22	1:21.635	138 Craig JARMIN
ROW 7		1:21.355	21 15 James SVENSEN		1:21.063	20 81 Malvern MAY		1:20.664	19 71 Colin CLUNE
ROW 6	18	1:20.598	45 Terence QUINCE	17	1:20.587	67 Simon HARVEY	16	1:20.459	73 Esteban LECOQ
ROW 5		1:20.439	15 910 Harry GOWER		1:20.261	14 34 Andrew JOHNSON		1:20.199	13 27 Jack BETTIS
ROW 4	12	1:19.822	21 Toby FINNIS	11	1:19.159	99 Lee ELLIS	10	1:19.134	63 Stephen PERFITT
ROW 3		1:19.028	9 19 Kevin LILLEY		1:18.687	8 22 Darren DOWDS		1:18.288	7 3 Oliver ARBON
ROW 2	6	1:18.258	5 Barry MANTELL	5	1:18.226	66 Nik BAKER	4	1:17.361	58 Stacey KILLWORTH
ROW 1		1:16.944	3 660 Mitch DUCRAN		1:16.581	2 55 John REYNOLDS		1:16.291	1 1 David TWYFORD
Pole									

Donington Park National: 1.9790 miles

These results are provisional until the conclusion of any judicial and technical matters.

Clerk Of Course :	Stewards :	Timekeeper : Richard Evans
-------------------	------------	----------------------------

Results can be found at www.tsl-timing.com

Printed - 12:33 Saturday, 03 June 2023



BMCRC - MRO Championships 2023 - Rnd 4 @ Donington Park



MRO Minitwins & BMCRC Rookie Minitwins

RACE 14 - CLASSIFICATION

POS	NO	CL	PIC NAME	ENTRY	LAPS	TIME	GAP	DIFF	MPH	BEST	ON
1	55		1 John REYNOLDS	Suzuki SV650 - Fins Motorcycles	7	9:05.997			91.09	1:16.458	4
2	1		2 David TWYFORD	Suzuki SV650 - MHP, IMP Racing B team	7	9:06.129	0.132	0.132	91.06	1:16.129	4
3	660		3 Mitch DUCRAN	Suzuki SV650 - JP Haulage	7	9:10.655	4.658	4.526	90.32	1:17.173	4
4	5		4 Barry MANTELL	Suzuki SV650 S - Swedish Car Connection	7	9:10.890	4.893	0.235	90.28	1:17.239	4
5	58*		5 Stacey KILLWORTH	Suzuki SV650 - Greenplant/Everns	7	9:12.387	6.390	1.497	90.03	1:17.630	4
6	22		6 Darren DOWDS	Suzuki SV650 - Sublime DSG Ltd	7	9:21.340	15.343	8.953	88.60	1:18.194	4
7	3		7 Oliver ARBON	Suzuki SV650 - TT Plumbing and Heating	7	9:21.424	15.427	0.084	88.58	1:18.390	4
8	66		8 Nik BAKER	Suzuki SV650 - K66, DMR customs	7	9:23.004	17.007	1.580	88.34	1:19.269	2
9	63		9 Stephen PERFITT	Suzuki SV650 - PKP Services Ltd	7	9:23.098	17.101	0.094	88.32	1:18.897	5
10	99		10 Lee ELLIS	Suzuki SV650 - ATP Motorsport	7	9:26.333	20.336	3.235	87.82	1:19.402	3
11	21	RMT	1 Toby FINNIS	Suzuki SV650 - NOKA RACING - PRIME/TWT	7	9:27.528	21.531	1.195	87.63	1:19.681	3
12	19		11 Kevin LILLEY	Suzuki SV650 - Trafalgar Cleaning Eqpt. / Steve Jorc	7	9:32.321	26.324	4.793	86.90	1:18.602	4
13	81		12 Malvern MAY	Suzuki SV650 - IMP racing	7	9:33.799	27.802	1.478	86.67	1:20.608	6
14	34		13 Andrew JOHNSON	Suzuki SV650 - Rose & Charlie Racing	7	9:35.762	29.765	1.963	86.38	1:20.494	3
15	73		14 Esteban LECOQ	Suzuki SV650 SK5 - Lifesafety Motorsport	7	9:36.992	30.995	1.230	86.19	1:20.042	3
16	910	RMT	2 Harry GOWER	Suzuki SV650 - RightGear Motorcycles	7	9:37.323	31.326	0.331	86.14	1:20.389	7
17	15	RMT	3 James SVENSEN	Suzuki SV650S - Tom Svensen Racing	7	9:37.749	31.752	0.426	86.08	1:20.833	3
18	67	RMT	4 Simon HARVEY	Suzuki SV650 -	7	9:37.796	31.799	0.047	86.07	1:20.897	3
19	6		15 Martin COOPER	Suzuki SV650 - Epic Racing	7	9:39.549	33.552	1.753	85.81	1:21.229	3
20	27	RMT	5 Jack BETTIS	Suzuki SV650 - NB Toolmaking	7	9:47.485	41.488	7.936	84.65	1:22.256	4
21	71		16 Colin CLUNE	Suzuki SV650 -	7	9:47.621	41.624	0.136	84.63	1:22.228	3
22	138		17 Craig JARMIN	Suzuki SV650 - SK PreP	7	9:50.021	44.024	2.400	84.29	1:22.119	6
23	127	RMT	6 Matthew CHAM	Ducati Monster 696 -	7	9:52.412	46.415	2.391	83.95	1:22.766	2
24	70		18 Colin HALL	Suzuki SV650 -	7	9:53.926	47.929	1.514	83.74	1:22.361	7
25	78		19 Tim FRAMPTON	Suzuki SV650 - K66	7	10:01.931	55.934	8.005	82.62	1:23.919	4
26	93		20 Tony BOTTO	Suzuki SV650 - TB Motorcycles	7	10:02.325	56.328	0.394	82.57	1:24.155	5
27	167	RMT	7 Terry SMITH	Suzuki SV650 - IMP Racing	7	10:02.922	56.925	0.597	82.49	1:23.975	6
28	9		21 Thomas BEDFORD	Suzuki SV650 - AWO Recycling Ltd	7	10:10.356	1:04.359	7.434	81.48	1:25.238	5
29	321	RMT	8 Illia ZHURAVEL	Suzuki SV650 -	7	10:19.101	1:13.104	8.745	80.33	1:26.576	3
30	909	RMT	9 James WOODROFFE	Suzuki SV650 -	7	10:19.840	1:13.843	0.739	80.24	1:26.675	5
31	82	RMT	10 Dan HART	Suzuki SV650 -	6	9:15.678	1 Lap	1 Lap	76.68	1:30.050	3
32	777	RMT	11 Richard HIRST	Suzuki SV650 - Northern Garage conversion	6	9:15.915	1 Lap	0.237	76.65	1:29.116	5
33	10	RMT	12 Ian LAURIE	Suzuki SV650 -	6	9:38.777	1 Lap	22.862	73.62	1:30.751	6
34	8		22 Stuart ALBON	Suzuki SV650 - Winter Sun Skydiving	6	9:56.919	1 Lap	18.142	71.38	1:36.436	4
35	215	RMT	13 Alan HAZLEHURST	Suzuki SV650 -	6	10:10.583	1 Lap	13.664	69.78	1:38.879	6

NOT CLASSIFIED

DNF	45		Terence QUINCE	Suzuki SV650 - K&Q, HM Racing, Titan-x	3	4:23.335	4 Laps	3 Laps	80.64	1:23.919	2
-----	----	--	----------------	--	---	----------	--------	--------	-------	----------	---

FASTEST LAP

	1		David TWYFORD	Suzuki SV650 - MHP, IMP Racing B team	4	1:16.129			93.58 mph	150.61 kph	
	21	RMT	Toby FINNIS	Suzuki SV650 - NOKA RACING - PRIME/TWT	3	1:19.681			89.41 mph	143.89 kph	

#58 - No working transponder, please fix for your next race.

Class - 92.5% of Race Speed = 84.25 mph

Class RMT - 92.5% of Race Speed = 81.05 mph

Weather / Track : Sunny / Dry

These results are provisional until the conclusion of any judicial and technical matters.

Race Distance: 7 Laps / 13.85 miles
Donington Park National: 1.9790 miles
Date: 03/06/2023 Start: 15:45 Finish: 15:55

Clerk Of Course :	Stewards :	Timekeeper : Richard Evans
-------------------	------------	----------------------------

Results can be found at www.tsl-timing.com

Printed - 15:56 Saturday, 03 June 2023



BMCRC - MRO Championships 2023 - Rnd 4 @ Donington Park

MRO Minitwins & BMCRC Rookie Minitwins

RACE 14 - LAP CHART

LAP 1 @ 15:47:16.752

NO	BEHIND	LAP TIME
55		1:21.541
660	0.094	1:21.635
1	0.749	1:22.290
58	1.334	1:22.875
5	1.867	1:23.408
66	2.127	1:23.668
63	3.013	1:24.554
22	3.734	1:25.275
21	4.033	1:25.574
19	4.114	1:25.655
3	4.273	1:25.814
99	4.286	1:25.827
81	6.722	1:28.263
45	7.095	1:28.636
34	7.207	1:28.748
67	7.515	1:29.056
15	7.760	1:29.301
910	8.052	1:29.593
73	8.274	1:29.815
6	8.668	1:30.209
27	9.402	1:30.943
127	9.508	1:31.049
71	10.550	1:32.091
138	10.870	1:32.411
93	10.966	1:32.507
70	11.430	1:32.971
167	12.301	1:33.842
78	12.918	1:34.459
9	13.874	1:35.415
321	14.171	1:35.712
909	14.890	1:36.431
82	18.257	1:39.798
777	18.917	1:40.458
8	24.520	1:46.061
215	27.951	1:49.492
10	36.347	1:57.888

LAP 2 @ 15:48:35.099

NO	BEHIND	LAP TIME
55		1:18.347
660	0.554	1:18.807
1	0.684	1:18.282
5	1.267	1:17.747
58	1.778	1:18.791
66	3.049	1:19.269
63	5.184	1:20.518
3	5.881	1:19.955
19	5.988	1:20.221
22	6.107	1:20.720
99	6.690	1:20.751
21	6.970	1:21.284
81	9.084	1:20.709
34	9.405	1:20.545
15	10.540	1:21.127
67	11.102	1:21.934
910	11.520	1:21.815
73	12.044	1:22.117
45	12.667	1:23.919
6	13.177	1:22.856
27	13.612	1:22.557
127	13.927	1:22.766
71	14.825	1:22.622
138	15.875	1:23.352

70	17.849	1:24.766
93	17.993	1:25.374
78	18.922	1:24.351
167	18.960	1:25.006
9	21.340	1:25.813
321	23.283	1:27.459
909	24.119	1:27.576
82	30.409	1:30.499
777	32.685	1:32.115
8	45.198	1:39.025
10	49.097	1:31.097
215	50.419	1:40.815

LAP 3 @ 15:49:53.086

NO	BEHIND	LAP TIME
1		1:17.303
55	0.213	1:18.200
660	0.680	1:18.113
5	1.352	1:18.072
58	1.716	1:17.925
66	4.465	1:19.403
22	7.330	1:19.210
3	7.482	1:19.588
63	7.789	1:20.592
19	7.883	1:19.882
99	8.105	1:19.402
21	8.664	1:19.681
34	11.912	1:20.494
81	11.994	1:20.897
15	13.386	1:20.833
67	14.012	1:20.897
73	14.099	1:20.042
910	14.607	1:21.074
6	16.419	1:21.229
27	18.938	1:23.313
71	19.066	1:22.228
127	20.701	1:24.761
138	21.036	1:23.148
70	23.447	1:23.585
93	24.675	1:24.669
78	25.379	1:24.444
45	25.460	1:30.780 P
167	26.523	1:25.550
9	29.141	1:25.788
321	31.872	1:26.576
909	33.004	1:26.872
82	42.472	1:30.050
777	47.584	1:32.886
10	1:05.055	1:33.945
8	1:06.193	1:38.982
215	1:13.188	1:40.756

LAP 4 @ 15:51:09.215

NO	BEHIND	LAP TIME
1		1:16.129
55	0.542	1:16.458
660	1.724	1:17.173
5	2.462	1:17.239
58	3.217	1:17.630
66	8.217	1:19.881
22	9.395	1:18.194
3	9.743	1:18.390
19	10.356	1:18.602
63	10.924	1:19.264
99	11.612	1:19.636

21	12.658	1:20.123
34	16.545	1:20.762
81	17.439	1:21.574
73	18.177	1:20.207
67	18.973	1:21.090
15	19.099	1:21.842
910	19.558	1:21.080
6	21.519	1:21.229
27	25.065	1:22.256
71	25.319	1:22.382
127	27.652	1:23.080
138	28.226	1:23.319
70	30.903	1:23.585
93	33.126	1:24.580
78	33.169	1:23.919
167	35.186	1:24.792
9	38.844	1:25.832
321	42.496	1:26.753
909	43.874	1:26.999
82	58.819	1:32.476
777	1:01.800	1:30.345

LAP 5 @ 15:52:27.060

NO	BEHIND	LAP TIME
55		1:17.303
1	0.056	1:17.901
660	2.331	1:18.452
10	1 Lap	1:31.537
5	2.705	1:18.088
58	3.869	1:18.497
8	1 Lap	1:36.436
22	10.380	1:18.830
3	10.564	1:18.666
66	10.916	1:20.544
63	11.976	1:18.897
19	12.079	1:19.568
99	13.419	1:19.652
21	14.690	1:19.877
215	1 Lap	1:40.457
81	20.444	1:20.850
34	20.731	1:22.031
73	20.867	1:20.535
67	22.719	1:21.591
15	23.129	1:21.875
910	23.442	1:21.729
6	24.915	1:21.241
27	29.967	1:22.747
71	30.151	1:22.677
127	32.849	1:23.042
138	33.706	1:23.325
70	36.987	1:23.929
93	39.436	1:24.155
78	40.262	1:24.938
167	42.245	1:24.904
9	46.237	1:25.238
321	51.955	1:27.304
909	52.704	1:26.675
82	1:12.528	1:31.554
777	1:13.071	1:29.116

LAP 6 @ 15:53:43.517

NO	BEHIND	LAP TIME
1		1:16.401
55	0.361	1:16.818
660	3.579	1:17.705

5	3.884	1:17.636
58	5.463	1:18.051
22	13.214	1:19.291
3	13.511	1:19.404
66	14.438	1:19.979
63	14.957	1:19.438
19	15.450	1:19.828
99	17.625	1:20.663
21	19.407	1:21.174
10	1 Lap	1:33.559
81	24.595	1:20.608
73	25.892	1:21.482
34	26.124	1:21.850
67	27.843	1:21.581
15	28.370	1:21.698
910	28.628	1:21.643
6	29.952	1:21.494
8	1 Lap	1:38.116
27	36.225	1:22.715
71	36.866	1:23.172
138	39.368	1:22.119
127	40.046	1:23.654
70	43.259	1:22.729
215	1 Lap	1:40.184
93	48.014	1:25.035
78	48.895	1:25.090
167	49.763	1:23.975
9	55.225	1:25.445
321	1:02.646	1:27.148
909	1:03.602	1:27.355

LAP 7 @ 15:55:01.208

NO	BEHIND	LAP TIME
55		1:17.330
1	0.132	1:17.823
660	4.658	1:18.770
5	4.893	1:18.700
58	6.390	1:18.618
82	1 Lap	1:31.301
777	1 Lap	1:30.995
22	15.343	1:19.820
3	15.427	1:19.607
66	17.007	1:20.260
63	17.101	1:19.835
99	20.336	1:20.402
21	21.531	1:19.815
19	26.324	1:28.565
81	27.802	1:20.898
34	29.765	1:21.332
73	30.995	1:22.794
910	31.326	1:20.389
15	31.752	1:21.073
67	31.799	1:21.647
10	1 Lap	1:30.751
6	33.552	1:21.291
27	41.488	1:22.954
71	41.624	1:22.449
138	44.024	1:22.347
127	46.415	1:24.060
70	47.929	1:22.361
8	1 Lap	1:38.299
78	55.934	1:24.730
93	56.328	1:26.005
167	56.925	1:24.853
9	1:04.359	1:26.825
215	1 Lap	1:38.879

BMCRC - MRO Championships 2023 - Rnd 4 @ Donington Park

MRO Minitwins & BMCRC Rookie Minitwins

RACE 14 - POSITION CHART

No	Name	Lap Pos							
			1	2	3	4	5	6	7
1	TWYFORD	1	55	55	1	1	55	1	55
55	REYNOLDS	2	660	660	55	55	1	55	1
660	DUCRAN	3	1	1	660	660	660	660	660
58	KILLWORTH	4	58	5	5	5	5	5	5
66	BAKER	5	5	58	58	58	58	58	58
5	MANTELL	6	66	66	66	66	22	22	22
3	ARBON	7	63	63	22	22	3	3	3
22	DOWDS	8	22	3	3	3	66	66	66
19	LILLEY	9	21	19	63	19	63	63	63
63	PERFITT	10	19	22	19	63	19	19	99
99	ELLIS	11	3	99	99	99	99	99	21
21	FINNIS	12	99	21	21	21	21	21	19
27	BETTIS	13	81	81	34	34	81	81	81
34	JOHNSON	14	45	34	81	81	34	73	34
910	GOWER	15	34	15	15	73	73	34	73
73	LECOQ	16	67	67	67	67	67	67	910
67	HARVEY	17	15	910	73	15	15	15	15
45	QUINCE	18	910	73	910	910	910	910	67
71	CLUNE	19	73	45	6	6	6	6	6
81	MAY	20	6	6	27	27	27	27	27
15	SVENSEN	21	27	27	71	71	71	71	71
138	JARMIN	22	127	127	127	127	127	138	138
127	CHAM	23	71	71	138	138	138	127	127
70	HALL	24	138	138	70	70	70	70	70
6	COOPER	25	93	70	93	93	93	93	78
78	FRAMPTON	26	70	93	78	78	78	78	93
93	BOTTO	27	167	78	45	167	167	167	167
167	SMITH	28	78	167	167	9	9	9	9
9	BEDFORD	29	9	9	9	321	321	321	321
321	ZHURAVEL	30	321	321	321	909	909	909	909
909	WOODROFFE	31	909	909	909	82	82	82	
777	HIRST	32	82	82	82	777	777	777	
10	LAURIE	33	777	777	777	10	10	10	
82	HART	34	8	8	10	8	8	8	
8	ALBON	35	215	10	8	215	215	215	
215	HAZLEHURST	36	10	215	215				

BMCRC - MRO Championships 2023 - Rnd 4 @ Donington Park

MRO Minitwins & BMCRC Rookie Minitwins

RACE 14 - SECTOR ANALYSIS



SECTOR 1 = FL to I1, SECTOR 2 = I1 to FL, DIFF = Difference To Personal Best Lap, P = Crossed Finish Line in Pit Lane, D = Time Disallowed

P1 55		John REYNOLDS		Suzuki SV650 - Fins Motorcycles		
IDEAL LAP TIME : 1:16.458		BEST LAP TIME : 1:16.458		DIFFERENCE : 0.000		
LAP	SECTOR 1	SECTOR 2	LAP TIME	MPH	DIFF	TIME OF DAY
1 -		27.110	1:21.541	87.37	5.083	15:47:16.752
2 -	51.419	26.928	1:18.347	90.93	1.889	15:48:35.099
3 -	50.767	27.433	1:18.200	91.10	1.742	15:49:53.299
4 -	49.793	26.665	1:16.458 (1)	93.18		15:51:09.757
5 -	50.402	26.901	1:17.303 (3)	92.16	0.845	15:52:27.060
6 -	50.122	26.696	1:16.818 (2)	92.74	0.360	15:53:43.878
7 -	50.554	26.776	1:17.330	92.13	0.872	15:55:01.208

P2 1		David TWYFORD		Suzuki SV650 - MHP, IMP Racing B team		
IDEAL LAP TIME : 1:16.107		BEST LAP TIME : 1:16.129		DIFFERENCE : 0.022		
LAP	SECTOR 1	SECTOR 2	LAP TIME	MPH	DIFF	TIME OF DAY
1 -		27.716	1:22.290	86.57	6.161	15:47:17.501
2 -	51.016	27.266	1:18.282	91.01	2.153	15:48:35.783
3 -	50.260	27.043	1:17.303 (3)	92.16	1.174	15:49:53.086
4 -	49.301	26.828	1:16.129 (1)	93.58		15:51:09.215
5 -	50.740	27.161	1:17.901	91.45	1.772	15:52:27.116
6 -	49.595	26.806	1:16.401 (2)	93.25	0.272	15:53:43.517
7 -	50.726	27.097	1:17.823	91.54	1.694	15:55:01.340

P3 660		Mitch DUCRAN		Suzuki SV650 - JP Haulage		
IDEAL LAP TIME : 1:17.000		BEST LAP TIME : 1:17.173		DIFFERENCE : 0.173		
LAP	SECTOR 1	SECTOR 2	LAP TIME	MPH	DIFF	TIME OF DAY
1 -		27.403	1:21.635	87.27	4.462	15:47:16.846
2 -	51.476	27.331	1:18.807	90.40	1.634	15:48:35.653
3 -	51.229	26.884	1:18.113 (3)	91.20	0.940	15:49:53.766
4 -	50.116	27.057	1:17.173 (1)	92.32		15:51:10.939
5 -	51.166	27.286	1:18.452	90.81	1.279	15:52:29.391
6 -	50.695	27.010	1:17.705 (2)	91.68	0.532	15:53:47.096
7 -	51.652	27.118	1:18.770	90.44	1.597	15:55:05.866

P4 5		Barry MANTELL		Suzuki SV650 S - Swedish Car Connection		
IDEAL LAP TIME : 1:17.226		BEST LAP TIME : 1:17.239		DIFFERENCE : 0.013		
LAP	SECTOR 1	SECTOR 2	LAP TIME	MPH	DIFF	TIME OF DAY
1 -		27.917	1:23.408	85.41	6.169	15:47:18.619
2 -	50.483	27.264	1:17.747 (3)	91.63	0.508	15:48:36.366
3 -	50.650	27.422	1:18.072	91.25	0.833	15:49:54.438
4 -	50.113	27.126	1:17.239 (1)	92.24		15:51:11.677
5 -	50.741	27.347	1:18.088	91.23	0.849	15:52:29.765
6 -	50.523	27.113	1:17.636 (2)	91.76	0.397	15:53:47.401
7 -	51.558	27.142	1:18.700	90.52	1.461	15:55:06.101

P5 58		Stacey KILLWORTH		Suzuki SV650 - Greenplant/Everms		
IDEAL LAP TIME :		BEST LAP TIME : 1:17.630		DIFFERENCE :		
LAP	SECTOR 1	SECTOR 2	LAP TIME	MPH	DIFF	TIME OF DAY
1 -			1:22.875	85.96	5.245	15:47:18.086
2 -			1:18.791	90.42	1.161	15:48:36.877
3 -			1:17.925 (2)	91.42	0.295	15:49:54.802
4 -			1:17.630 (1)	91.77		15:51:12.432
5 -			1:18.497	90.76	0.867	15:52:30.929
6 -			1:18.051 (3)	91.28	0.421	15:53:48.980
7 -			1:18.618	90.62	0.988	15:55:07.598

BMCRC - MRO Championships 2023 - Rnd 4 @ Donington Park

MRO Minitwins & BMCRC Rookie Minitwins

RACE 14 - SECTOR ANALYSIS



SECTOR 1 = FL to I1, SECTOR 2 = I1 to FL, DIFF = Difference To Personal Best Lap, P = Crossed Finish Line in Pit Lane, D = Time Disallowed

P6 22		Darren DOWDS		Suzuki SV650 - Sublime DSG Ltd		
IDEAL LAP TIME : 1:18.194		BEST LAP TIME : 1:18.194		DIFFERENCE : 0.000		
LAP	SECTOR 1	SECTOR 2	LAP TIME	MPH	DIFF	TIME OF DAY
1 -		28.453	1:25.275	83.54	7.081	15:47:20.486
2 -	52.783	27.937	1:20.720	88.26	2.526	15:48:41.206
3 -	51.334	27.876	1:19.210 (3)	89.94	1.016	15:50:00.416
4 -	50.969	27.225	1:18.194 (1)	91.11		15:51:18.610
5 -	51.282	27.548	1:18.830 (2)	90.37	0.636	15:52:37.440
6 -	51.996	27.295	1:19.291	89.85	1.097	15:53:56.731
7 -	52.264	27.556	1:19.820	89.25	1.626	15:55:16.551

P7 3		Oliver ARBON		Suzuki SV650 - TT Plumbing and Heating		
IDEAL LAP TIME : 1:18.390		BEST LAP TIME : 1:18.390		DIFFERENCE : 0.000		
LAP	SECTOR 1	SECTOR 2	LAP TIME	MPH	DIFF	TIME OF DAY
1 -		28.163	1:25.814	83.02	7.424	15:47:21.025
2 -	52.152	27.803	1:19.955	89.10	1.565	15:48:40.980
3 -	51.342	28.246	1:19.588	89.51	1.198	15:50:00.568
4 -	51.063	27.327	1:18.390 (1)	90.88		15:51:18.958
5 -	51.101	27.565	1:18.666 (2)	90.56	0.276	15:52:37.624
6 -	52.010	27.394	1:19.404 (3)	89.72	1.014	15:53:57.028
7 -	52.157	27.450	1:19.607	89.49	1.217	15:55:16.635

P8 66		Nik BAKER		Suzuki SV650 - K66, DMR customs		
IDEAL LAP TIME : 1:19.265		BEST LAP TIME : 1:19.269		DIFFERENCE : 0.004		
LAP	SECTOR 1	SECTOR 2	LAP TIME	MPH	DIFF	TIME OF DAY
1 -		28.340	1:23.668	85.15	4.399	15:47:18.879
2 -	51.491	27.778	1:19.269 (1)	89.87		15:48:38.148
3 -	51.487	27.916	1:19.403 (2)	89.72	0.134	15:49:57.551
4 -	51.880	28.001	1:19.881 (3)	89.19	0.612	15:51:17.432
5 -	52.232	28.312	1:20.544	88.45	1.275	15:52:37.976
6 -	52.124	27.855	1:19.979	89.08	0.710	15:53:57.955
7 -	52.063	28.197	1:20.260	88.76	0.991	15:55:18.215

P9 63		Stephen PERFITT		Suzuki SV650 - PKP Services Ltd		
IDEAL LAP TIME : 1:18.897		BEST LAP TIME : 1:18.897		DIFFERENCE : 0.000		
LAP	SECTOR 1	SECTOR 2	LAP TIME	MPH	DIFF	TIME OF DAY
1 -		28.062	1:24.554	84.26	5.657	15:47:19.765
2 -	52.789	27.729	1:20.518	88.48	1.621	15:48:40.283
3 -	52.636	27.956	1:20.592	88.40	1.695	15:50:00.875
4 -	51.579	27.685	1:19.264 (2)	89.88	0.367	15:51:20.139
5 -	51.525	27.372	1:18.897 (1)	90.30		15:52:39.036
6 -	51.899	27.539	1:19.438 (3)	89.68	0.541	15:53:58.474
7 -	51.923	27.912	1:19.835	89.24	0.938	15:55:18.309

P10 99		Lee ELLIS		Suzuki SV650 - ATP Motorsport		
IDEAL LAP TIME : 1:19.402		BEST LAP TIME : 1:19.402		DIFFERENCE : 0.000		
LAP	SECTOR 1	SECTOR 2	LAP TIME	MPH	DIFF	TIME OF DAY
1 -		28.829	1:25.827	83.01	6.425	15:47:21.038
2 -	52.454	28.297	1:20.751	88.22	1.349	15:48:41.789
3 -	51.287	28.115	1:19.402 (1)	89.72		15:50:01.191
4 -	51.439	28.197	1:19.636 (2)	89.46	0.234	15:51:20.827
5 -	51.535	28.117	1:19.652 (3)	89.44	0.250	15:52:40.479
6 -	52.310	28.353	1:20.663	88.32	1.261	15:54:01.142
7 -	51.989	28.413	1:20.402	88.61	1.000	15:55:21.544

BMCRC - MRO Championships 2023 - Rnd 4 @ Donington Park

MRO Minitwins & BMCRC Rookie Minitwins

RACE 14 - SECTOR ANALYSIS



SECTOR 1 = FL to I1, SECTOR 2 = I1 to FL, DIFF = Difference To Personal Best Lap, P = Crossed Finish Line in Pit Lane, D = Time Disallowed

P11 21 RMT		Toby FINNIS		Suzuki SV650 - NOKA RACING - PRIME/TWT		
IDEAL LAP TIME : 1:19.470		BEST LAP TIME : 1:19.681		DIFFERENCE : 0.211		
LAP	SECTOR 1	SECTOR 2	LAP TIME	MPH	DIFF	TIME OF DAY
1 -		29.332	1:25.574	83.25	5.893	15:47:20.785
2 -	53.154	28.130	1:21.284	87.65	1.603	15:48:42.069
3 -	51.759	27.922	1:19.681 (1)	89.41		15:50:01.750
4 -	52.024	28.099	1:20.123	88.92	0.442	15:51:21.873
5 -	51.851	28.026	1:19.877 (3)	89.19	0.196	15:52:41.750
6 -	52.732	28.442	1:21.174	87.77	1.493	15:54:02.924
7 -	52.104	27.711	1:19.815 (2)	89.26	0.134	15:55:22.739

P12 19		Kevin LILLEY		Suzuki SV650 - Trafalgar Cleaning Eqpt. / Steve Jordan Motorcy		
IDEAL LAP TIME : 1:18.602		BEST LAP TIME : 1:18.602		DIFFERENCE : 0.000		
LAP	SECTOR 1	SECTOR 2	LAP TIME	MPH	DIFF	TIME OF DAY
1 -		28.655	1:25.655	83.17	7.053	15:47:20.866
2 -	52.033	28.188	1:20.221	88.81	1.619	15:48:41.087
3 -	51.678	28.204	1:19.882	89.18	1.280	15:50:00.969
4 -	50.912	27.690	1:18.602 (1)	90.64		15:51:19.571
5 -	51.744	27.824	1:19.568 (2)	89.54	0.966	15:52:39.139
6 -	52.049	27.779	1:19.828 (3)	89.24	1.226	15:53:58.967
7 -	51.360	37.205	1:28.565	80.44	9.963	15:55:27.532

P13 81		Malvern MAY		Suzuki SV650 - IMP racing		
IDEAL LAP TIME : 1:20.257		BEST LAP TIME : 1:20.608		DIFFERENCE : 0.351		
LAP	SECTOR 1	SECTOR 2	LAP TIME	MPH	DIFF	TIME OF DAY
1 -		28.751	1:28.263	80.71	7.655	15:47:23.474
2 -	52.226	28.483	1:20.709 (2)	88.27	0.101	15:48:44.183
3 -	52.121	28.776	1:20.897	88.07	0.289	15:50:05.080
4 -	53.222	28.352	1:21.574	87.33	0.966	15:51:26.654
5 -	52.714	28.136	1:20.850 (3)	88.12	0.242	15:52:47.504
6 -	52.177	28.431	1:20.608 (1)	88.38		15:54:08.112
7 -	52.312	28.586	1:20.898	88.06	0.290	15:55:29.010

P14 34		Andrew JOHNSON		Suzuki SV650 - Rose & Charlie Racing		
IDEAL LAP TIME : 1:19.927		BEST LAP TIME : 1:20.494		DIFFERENCE : 0.567		
LAP	SECTOR 1	SECTOR 2	LAP TIME	MPH	DIFF	TIME OF DAY
1 -		28.293	1:28.748	80.27	8.254	15:47:23.959
2 -	52.733	27.812	1:20.545 (2)	88.45	0.051	15:48:44.504
3 -	52.179	28.315	1:20.494 (1)	88.51		15:50:04.998
4 -	53.014	27.748	1:20.762 (3)	88.21	0.268	15:51:25.760
5 -	53.899	28.132	1:22.031	86.85	1.537	15:52:47.791
6 -	53.467	28.383	1:21.850	87.04	1.356	15:54:09.641
7 -	52.843	28.489	1:21.332	87.59	0.838	15:55:30.973

P15 73		Esteban LECOQ		Suzuki SV650 SK5 - Lifesafety Motorsport		
IDEAL LAP TIME : 1:19.939		BEST LAP TIME : 1:20.042		DIFFERENCE : 0.103		
LAP	SECTOR 1	SECTOR 2	LAP TIME	MPH	DIFF	TIME OF DAY
1 -		29.017	1:29.815	79.32	9.773	15:47:25.026
2 -	53.818	28.299	1:22.117	86.76	2.075	15:48:47.143
3 -	52.237	27.805	1:20.042 (1)	89.01		15:50:07.185
4 -	52.134	28.073	1:20.207 (2)	88.82	0.165	15:51:27.392
5 -	52.479	28.056	1:20.535 (3)	88.46	0.493	15:52:47.927
6 -	53.453	28.029	1:21.482	87.43	1.440	15:54:09.409
7 -	52.919	29.875	1:22.794	86.05	2.752	15:55:32.203

BMCRC - MRO Championships 2023 - Rnd 4 @ Donington Park

MRO Minitwins & BMCRC Rookie Minitwins

RACE 14 - SECTOR ANALYSIS



SECTOR 1 = FL to I1, SECTOR 2 = I1 to FL, DIFF = Difference To Personal Best Lap, P = Crossed Finish Line in Pit Lane, D = Time Disallowed

P16 910 RMT Harry GOWER			Suzuki SV650 - RightGear Motorcycles			
IDEAL LAP TIME : 1:20.291		BEST LAP TIME : 1:20.389		DIFFERENCE : 0.098		
LAP	SECTOR 1	SECTOR 2	LAP TIME	MPH	DIFF	TIME OF DAY
1 -		28.673	1:29.593	79.52	9.204	15:47:24.804
2 -	53.791	28.024	1:21.815	87.08	1.426	15:48:46.619
3 -	52.944	28.130	1:21.074 (2)	87.87	0.685	15:50:07.693
4 -	52.417	28.663	1:21.080 (3)	87.87	0.691	15:51:28.773
5 -	52.942	28.787	1:21.729	87.17	1.340	15:52:50.502
6 -	52.665	28.978	1:21.643	87.26	1.254	15:54:12.145
7 -	52.515	27.874	1:20.389 (1)	88.62		15:55:32.534

P17 15 RMT James SVENSEN			Suzuki SV650S - Tom Svensen Racing			
IDEAL LAP TIME : 1:20.469		BEST LAP TIME : 1:20.833		DIFFERENCE : 0.364		
LAP	SECTOR 1	SECTOR 2	LAP TIME	MPH	DIFF	TIME OF DAY
1 -		29.642	1:29.301	79.78	8.468	15:47:24.512
2 -	52.903	28.224	1:21.127 (3)	87.82	0.294	15:48:45.639
3 -	52.245	28.588	1:20.833 (1)	88.14		15:50:06.472
4 -	52.889	28.953	1:21.842	87.05	1.009	15:51:28.314
5 -	52.917	28.958	1:21.875	87.01	1.042	15:52:50.189
6 -	52.825	28.873	1:21.698	87.20	0.865	15:54:11.887
7 -	52.250	28.823	1:21.073 (2)	87.87	0.240	15:55:32.960

P18 67 RMT Simon HARVEY			Suzuki SV650 -			
IDEAL LAP TIME : 1:20.724		BEST LAP TIME : 1:20.897		DIFFERENCE : 0.173		
LAP	SECTOR 1	SECTOR 2	LAP TIME	MPH	DIFF	TIME OF DAY
1 -		29.210	1:29.056	80.00	8.159	15:47:24.267
2 -	53.802	28.132	1:21.934	86.95	1.037	15:48:46.201
3 -	52.770	28.127	1:20.897 (1)	88.07		15:50:07.098
4 -	52.741	28.349	1:21.090 (2)	87.86	0.193	15:51:28.188
5 -	53.190	28.401	1:21.591	87.32	0.694	15:52:49.779
6 -	52.952	28.629	1:21.581 (3)	87.33	0.684	15:54:11.360
7 -	52.597	29.050	1:21.647	87.26	0.750	15:55:33.007

P19 6 Martin COOPER			Suzuki SV650 - Epic Racing			
IDEAL LAP TIME : 1:20.843		BEST LAP TIME : 1:21.229		DIFFERENCE : 0.386		
LAP	SECTOR 1	SECTOR 2	LAP TIME	MPH	DIFF	TIME OF DAY
1 -		29.147	1:30.209	78.97	8.980	15:47:25.420
2 -	53.805	29.051	1:22.856	85.98	1.627	15:48:48.276
3 -	52.978	28.251	1:21.229 (1)	87.71		15:50:09.505
4 -	52.708	28.521	1:21.229 (1)	87.71		15:51:30.734
5 -	52.592	28.649	1:21.241 (3)	87.69	0.012	15:52:51.975
6 -	53.080	28.414	1:21.494	87.42	0.265	15:54:13.469
7 -	52.720	28.571	1:21.291	87.64	0.062	15:55:34.760

P20 27 RMT Jack BETTIS			Suzuki SV650 - NB Toolmaking			
IDEAL LAP TIME : 1:21.891		BEST LAP TIME : 1:22.256		DIFFERENCE : 0.365		
LAP	SECTOR 1	SECTOR 2	LAP TIME	MPH	DIFF	TIME OF DAY
1 -		28.743	1:30.943	78.34	8.687	15:47:26.154
2 -	53.544	29.013	1:22.557 (2)	86.29	0.301	15:48:48.711
3 -	54.324	28.989	1:23.313	85.51	1.057	15:50:12.024
4 -	53.909	28.347	1:22.256 (1)	86.61		15:51:34.280
5 -	54.346	28.401	1:22.747	86.10	0.491	15:52:57.027
6 -	53.986	28.729	1:22.715 (3)	86.13	0.459	15:54:19.742
7 -	54.228	28.726	1:22.954	85.88	0.698	15:55:42.696

BMCRC - MRO Championships 2023 - Rnd 4 @ Donington Park

MRO Minitwins & BMCRC Rookie Minitwins

RACE 14 - SECTOR ANALYSIS



SECTOR 1 = FL to I1, SECTOR 2 = I1 to FL, DIFF = Difference To Personal Best Lap, P = Crossed Finish Line in Pit Lane, D = Time Disallowed

P21 71		Colin CLUNE		Suzuki SV650 -		
IDEAL LAP TIME : 1:21.812		BEST LAP TIME : 1:22.228		DIFFERENCE : 0.416		
LAP	SECTOR 1	SECTOR 2	LAP TIME	MPH	DIFF	TIME OF DAY
1 -		29.607	1:32.091	77.36	9.863	15:47:27.302
2 -	53.994	28.628	1:22.622	86.23	0.394	15:48:49.924
3 -	53.337	28.891	1:22.228 (1)	86.64		15:50:12.152
4 -	53.639	28.743	1:22.382 (2)	86.48	0.154	15:51:34.534
5 -	53.838	28.839	1:22.677	86.17	0.449	15:52:57.211
6 -	54.697	28.475	1:23.172	85.66	0.944	15:54:20.383
7 -	53.953	28.496	1:22.449 (3)	86.41	0.221	15:55:42.832

P22 138		Craig JARMIN		Suzuki SV650 - SK PreP		
IDEAL LAP TIME : 1:21.949		BEST LAP TIME : 1:22.119		DIFFERENCE : 0.170		
LAP	SECTOR 1	SECTOR 2	LAP TIME	MPH	DIFF	TIME OF DAY
1 -		31.074	1:32.411	77.09	10.292	15:47:27.622
2 -	54.379	28.973	1:23.352	85.47	1.233	15:48:50.974
3 -	53.570	29.578	1:23.148 (3)	85.68	1.029	15:50:14.122
4 -	54.067	29.252	1:23.319	85.51	1.200	15:51:37.441
5 -	53.654	29.671	1:23.325	85.50	1.206	15:53:00.766
6 -	53.326	28.793	1:22.119 (1)	86.75		15:54:22.885
7 -	53.724	28.623	1:22.347 (2)	86.51	0.228	15:55:45.232

P23 127 RMT		Matthew CHAM		Ducati Monster 696 -		
IDEAL LAP TIME : 1:22.664		BEST LAP TIME : 1:22.766		DIFFERENCE : 0.102		
LAP	SECTOR 1	SECTOR 2	LAP TIME	MPH	DIFF	TIME OF DAY
1 -		29.210	1:31.049	78.24	8.283	15:47:26.260
2 -	54.263	28.503	1:22.766 (1)	86.08		15:48:49.026
3 -	54.608	30.153	1:24.761	84.05	1.995	15:50:13.787
4 -	54.161	28.919	1:23.080 (3)	85.75	0.314	15:51:36.867
5 -	54.205	28.837	1:23.042 (2)	85.79	0.276	15:52:59.909
6 -	54.610	29.044	1:23.654	85.16	0.888	15:54:23.563
7 -	54.823	29.237	1:24.060	84.75	1.294	15:55:47.623

P24 70		Colin HALL		Suzuki SV650 -		
IDEAL LAP TIME : 1:22.343		BEST LAP TIME : 1:22.361		DIFFERENCE : 0.018		
LAP	SECTOR 1	SECTOR 2	LAP TIME	MPH	DIFF	TIME OF DAY
1 -		29.641	1:32.971	76.63	10.610	15:47:28.182
2 -	55.130	29.636	1:24.766	84.05	2.405	15:48:52.948
3 -	54.122	29.463	1:23.585 (3)	85.23	1.224	15:50:16.533
4 -	54.286	29.299	1:23.585 (3)	85.23	1.224	15:51:40.118
5 -	55.042	28.887	1:23.929	84.88	1.568	15:53:04.047
6 -	53.679	29.050	1:22.729 (2)	86.12	0.368	15:54:26.776
7 -	53.697	28.664	1:22.361 (1)	86.50		15:55:49.137

P25 78		Tim FRAMPTON		Suzuki SV650 - K66		
IDEAL LAP TIME : 1:23.887		BEST LAP TIME : 1:23.919		DIFFERENCE : 0.032		
LAP	SECTOR 1	SECTOR 2	LAP TIME	MPH	DIFF	TIME OF DAY
1 -		29.853	1:34.459	75.42	10.540	15:47:29.670
2 -	54.663	29.688	1:24.351 (2)	84.46	0.432	15:48:54.021
3 -	54.761	29.683	1:24.444 (3)	84.37	0.525	15:50:18.465
4 -	54.450	29.469	1:23.919 (1)	84.89		15:51:42.384
5 -	54.502	30.436	1:24.938	83.88	1.019	15:53:07.322
6 -	55.109	29.981	1:25.090	83.73	1.171	15:54:32.412
7 -	55.293	29.437	1:24.730	84.08	0.811	15:55:57.142

BMCRC - MRO Championships 2023 - Rnd 4 @ Donington Park

MRO Minitwins & BMCRC Rookie Minitwins

RACE 14 - SECTOR ANALYSIS



SECTOR 1 = FL to I1, SECTOR 2 = I1 to FL, DIFF = Difference To Personal Best Lap, P = Crossed Finish Line in Pit Lane, D = Time Disallowed

P26	93	Tony BOTTO	Suzuki SV650 - TB Motorcycles			
IDEAL LAP TIME : 1:24.155		BEST LAP TIME : 1:24.155	DIFFERENCE : 0.000			

LAP	SECTOR 1	SECTOR 2	LAP TIME	MPH	DIFF	TIME OF DAY
1 -		29.676	1:32.507	77.01	8.352	15:47:27.718
2 -	55.314	30.060	1:25.374	83.45	1.219	15:48:53.092
3 -	55.274	29.395	1:24.669 (3)	84.14	0.514	15:50:17.761
4 -	54.997	29.583	1:24.580 (2)	84.23	0.425	15:51:42.341
5 -	54.966	29.189	1:24.155 (1)	84.66		15:53:06.496
6 -	55.735	29.300	1:25.035	83.78	0.880	15:54:31.531
7 -	55.556	30.449	1:26.005	82.83	1.850	15:55:57.536

P27	167	RMT Terry SMITH	Suzuki SV650 - IMP Racing			
IDEAL LAP TIME : 1:23.975		BEST LAP TIME : 1:23.975	DIFFERENCE : 0.000			

LAP	SECTOR 1	SECTOR 2	LAP TIME	MPH	DIFF	TIME OF DAY
1 -		29.708	1:33.842	75.92	9.867	15:47:29.053
2 -	54.905	30.101	1:25.006	83.81	1.031	15:48:54.059
3 -	55.647	29.903	1:25.550	83.28	1.575	15:50:19.609
4 -	55.234	29.558	1:24.792 (2)	84.02	0.817	15:51:44.401
5 -	55.271	29.633	1:24.904	83.91	0.929	15:53:09.305
6 -	54.893	29.082	1:23.975 (1)	84.84		15:54:33.280
7 -	55.318	29.535	1:24.853 (3)	83.96	0.878	15:55:58.133

P28	9	Thomas BEDFORD	Suzuki SV650 - AWO Recycling Ltd			
IDEAL LAP TIME : 1:25.119		BEST LAP TIME : 1:25.238	DIFFERENCE : 0.119			

LAP	SECTOR 1	SECTOR 2	LAP TIME	MPH	DIFF	TIME OF DAY
1 -		30.785	1:35.415	74.66	10.177	15:47:30.626
2 -	55.886	29.927	1:25.813	83.02	0.575	15:48:56.439
3 -	55.846	29.942	1:25.788 (3)	83.04	0.550	15:50:22.227
4 -	55.822	30.010	1:25.832	83.00	0.594	15:51:48.059
5 -	55.417	29.821	1:25.238 (1)	83.58		15:53:13.297
6 -	55.743	29.702	1:25.445 (2)	83.38	0.207	15:54:38.742
7 -	56.029	30.796	1:26.825	82.05	1.587	15:56:05.567

P29	321	RMT Illia ZHURAVEL	Suzuki SV650 -			
IDEAL LAP TIME : 1:26.257		BEST LAP TIME : 1:26.576	DIFFERENCE : 0.319			

LAP	SECTOR 1	SECTOR 2	LAP TIME	MPH	DIFF	TIME OF DAY
1 -		30.531	1:35.712	74.43	9.136	15:47:30.923
2 -	57.348	30.111	1:27.459	81.46	0.883	15:48:58.382
3 -	56.146	30.430	1:26.576 (1)	82.29		15:50:24.958
4 -	56.195	30.558	1:26.753 (2)	82.12	0.177	15:51:51.711
5 -	56.791	30.513	1:27.304	81.60	0.728	15:53:19.015
6 -	56.676	30.472	1:27.148 (3)	81.75	0.572	15:54:46.163
7 -	58.001	30.148	1:28.149	80.82	1.573	15:56:14.312

P30	909	RMT James WOODROFFE	Suzuki SV650 -			
IDEAL LAP TIME : 1:26.455		BEST LAP TIME : 1:26.675	DIFFERENCE : 0.220			

LAP	SECTOR 1	SECTOR 2	LAP TIME	MPH	DIFF	TIME OF DAY
1 -		30.674	1:36.431	73.88	9.756	15:47:31.642
2 -	57.186	30.390	1:27.576	81.35	0.901	15:48:59.218
3 -	56.643	30.229	1:26.872 (2)	82.01	0.197	15:50:26.090
4 -	56.729	30.270	1:26.999 (3)	81.89	0.324	15:51:53.089
5 -	56.863	29.812	1:26.675 (1)	82.19		15:53:19.764
6 -	57.236	30.119	1:27.355	81.55	0.680	15:54:47.119
7 -	57.345	30.587	1:27.932	81.02	1.257	15:56:15.051

BMCRC - MRO Championships 2023 - Rnd 4 @ Donington Park

MRO Minitwins & BMCRC Rookie Minitwins

RACE 14 - SECTOR ANALYSIS



SECTOR 1 = FL to I1, SECTOR 2 = I1 to FL, DIFF = Difference To Personal Best Lap, P = Crossed Finish Line in Pit Lane, D = Time Disallowed

LAP	SECTOR 1	SECTOR 2	LAP TIME	MPH	DIFF	TIME OF DAY
P31 82 RMT Dan HART Suzuki SV650 -						
IDEAL LAP TIME : 1:29.985 BEST LAP TIME : 1:30.050 DIFFERENCE : 0.065						
LAP	SECTOR 1	SECTOR 2	LAP TIME	MPH	DIFF	TIME OF DAY
1 -		32.311	1:39.798	71.38	9.748	15:47:35.009
2 -	59.299	31.200	1:30.499 (2)	78.72	0.449	15:49:05.508
3 -	58.785	31.265	1:30.050 (1)	79.11		15:50:35.558
4 -	1:00.980	31.496	1:32.476	77.04	2.426	15:52:08.034
5 -	1:00.164	31.390	1:31.554	77.81	1.504	15:53:39.588
6 -	59.333	31.968	1:31.301 (3)	78.03	1.251	15:55:10.889
P32 777 RMT Richard HIRST Suzuki SV650 - Northern Garage conversion						
IDEAL LAP TIME : 1:29.116 BEST LAP TIME : 1:29.116 DIFFERENCE : 0.000						
LAP	SECTOR 1	SECTOR 2	LAP TIME	MPH	DIFF	TIME OF DAY
1 -		32.151	1:40.458	70.92	11.342	15:47:35.669
2 -	1:00.117	31.998	1:32.115	77.34	2.999	15:49:07.784
3 -	1:00.439	32.447	1:32.886	76.70	3.770	15:50:40.670
4 -	59.472	30.873	1:30.345 (2)	78.86	1.229	15:52:11.015
5 -	58.415	30.701	1:29.116 (1)	79.94		15:53:40.131
6 -	59.107	31.888	1:30.995 (3)	78.29	1.879	15:55:11.126
P33 10 RMT Ian LAURIE Suzuki SV650 -						
IDEAL LAP TIME : 1:30.666 BEST LAP TIME : 1:30.751 DIFFERENCE : 0.085						
LAP	SECTOR 1	SECTOR 2	LAP TIME	MPH	DIFF	TIME OF DAY
1 -		32.454	1:57.888	60.43	27.137	15:47:53.099
2 -	1:00.033	31.064	1:31.097 (2)	78.20	0.346	15:49:24.196
3 -	1:01.162	32.783	1:33.945	75.83	3.194	15:50:58.141
4 -	1:00.372	31.165	1:31.537 (3)	77.83	0.786	15:52:29.678
5 -	1:01.964	31.595	1:33.559	76.15	2.808	15:54:03.237
6 -	59.602	31.149	1:30.751 (1)	78.50		15:55:33.988
P34 8 Stuart ALBON Suzuki SV650 - Winter Sun Skydiving						
IDEAL LAP TIME : 1:36.436 BEST LAP TIME : 1:36.436 DIFFERENCE : 0.000						
LAP	SECTOR 1	SECTOR 2	LAP TIME	MPH	DIFF	TIME OF DAY
1 -		34.177	1:46.061	67.17	9.625	15:47:41.272
2 -	1:05.631	33.394	1:39.025	71.94	2.589	15:49:20.297
3 -	1:05.834	33.148	1:38.982	71.97	2.546	15:50:59.279
4 -	1:03.302	33.134	1:36.436 (1)	73.87		15:52:35.715
5 -	1:03.719	34.397	1:38.116 (2)	72.61	1.680	15:54:13.831
6 -	1:04.553	33.746	1:38.299 (3)	72.47	1.863	15:55:52.130
P35 215 RMT Alan HAZLEHURST Suzuki SV650 -						
IDEAL LAP TIME : 1:38.879 BEST LAP TIME : 1:38.879 DIFFERENCE : 0.000						
LAP	SECTOR 1	SECTOR 2	LAP TIME	MPH	DIFF	TIME OF DAY
1 -		34.404	1:49.492	65.06	10.613	15:47:44.703
2 -	1:06.384	34.431	1:40.815	70.67	1.936	15:49:25.518
3 -	1:06.549	34.207	1:40.756	70.71	1.877	15:51:06.274
4 -	1:06.420	34.037	1:40.457 (3)	70.92	1.578	15:52:46.731
5 -	1:06.240	33.944	1:40.184 (2)	71.11	1.305	15:54:26.915
6 -	1:05.160	33.719	1:38.879 (1)	72.05		15:56:05.794
P36 45 Terence QUINCE Suzuki SV650 - K&Q, HM Racing, Titan-x						
IDEAL LAP TIME : 1:23.919 BEST LAP TIME : 1:23.919 DIFFERENCE : 0.000						
LAP	SECTOR 1	SECTOR 2	LAP TIME	MPH	DIFF	TIME OF DAY
1 -		29.133	1:28.636	80.38	4.717	15:47:23.847
2 -	55.121	28.798	1:23.919 (1)	84.89		15:48:47.766
3 -	55.592	IN PIT	1:30.780 P	78.48	6.861	15:50:18.546

BMCRC - MRO Championships 2023 - Rnd 4 @ Donington Park

MRO Minitwins & BMCRC Rookie Minitwins

RACE 14 - BEST SECTORS

SECTOR 1			SECTOR 2			IDEAL / BEST COMPARISON						
POS	NO	NAME	TIME	NO	NAME	TIME	POS	NO	NAME	IDEAL	BEST	DIFF
									PERFECT LAP	1:15.966		
1	1	TWYFORD	49.301	55	REYNOLDS	26.665	1	1	TWYFORD	1:16.107	1:16.129	0.022
2	55	REYNOLDS	49.793	1	TWYFORD	26.806	2	55	REYNOLDS	1:16.458	1:16.458	0.000
3	5	MANTELL	50.113	660	DUCRAN	26.884	3	660	DUCRAN	1:17.000	1:17.173	0.173
4	660	DUCRAN	50.116	5	MANTELL	27.113	4	5	MANTELL	1:17.226	1:17.239	0.013
5	19	LILLEY	50.912	22	DOWDS	27.225	5	22	DOWDS	1:18.194	1:18.194	0.000
6	22	DOWDS	50.969	3	ARBON	27.327	6	3	ARBON	1:18.390	1:18.390	0.000
7	3	ARBON	51.063	63	PERFITT	27.372	7	19	LILLEY	1:18.602	1:18.602	0.000
8	99	ELLIS	51.287	19	LILLEY	27.690	8	63	PERFITT	1:18.897	1:18.897	0.000
9	66	BAKER	51.487	21	FINNIS	27.711	9	66	BAKER	1:19.265	1:19.269	0.004
10	63	PERFITT	51.525	34	JOHNSON	27.748	10	99	ELLIS	1:19.402	1:19.402	0.000
11	21	FINNIS	51.759	66	BAKER	27.778	11	21	FINNIS	1:19.470	1:19.681	0.211
12	81	MAY	52.121	73	LECOQ	27.805	12	34	JOHNSON	1:19.927	1:20.494	0.567
13	73	LECOQ	52.134	910	GOWER	27.874	13	73	LECOQ	1:19.939	1:20.042	0.103
14	34	JOHNSON	52.179	99	ELLIS	28.115	14	81	MAY	1:20.257	1:20.608	0.351
15	15	SVENSEN	52.245	67	HARVEY	28.127	15	910	GOWER	1:20.291	1:20.389	0.098
16	910	GOWER	52.417	81	MAY	28.136	16	15	SVENSEN	1:20.469	1:20.833	0.364
17	6	COOPER	52.592	15	SVENSEN	28.224	17	67	HARVEY	1:20.724	1:20.897	0.173
18	67	HARVEY	52.597	6	COOPER	28.251	18	6	COOPER	1:20.843	1:21.229	0.386
19	138	JARMIN	53.326	27	BETTIS	28.347	19	71	CLUNE	1:21.812	1:22.228	0.416
20	71	CLUNE	53.337	71	CLUNE	28.475	20	27	BETTIS	1:21.891	1:22.256	0.365
21	27	BETTIS	53.544	127	CHAM	28.503	21	138	JARMIN	1:21.949	1:22.119	0.170
22	70	HALL	53.679	138	JARMIN	28.623	22	70	HALL	1:22.343	1:22.361	0.018
23	127	CHAM	54.161	70	HALL	28.664	23	127	CHAM	1:22.664	1:22.766	0.102
24	78	FRAMPTON	54.450	45	QUINCE	28.798	24	78	FRAMPTON	1:23.887	1:23.919	0.032
25	167	SMITH	54.893	167	SMITH	29.082	25	45	QUINCE	1:23.919	1:23.919	0.000
26	93	BOTTO	54.966	93	BOTTO	29.189	26	167	SMITH	1:23.975	1:23.975	0.000
27	45	QUINCE	55.121	78	FRAMPTON	29.437	27	93	BOTTO	1:24.155	1:24.155	0.000
28	9	BEDFORD	55.417	9	BEDFORD	29.702	28	9	BEDFORD	1:25.119	1:25.238	0.119
29	321	ZHURAVEL	56.146	909	WOODROFFE	29.812	29	321	ZHURAVEL	1:26.257	1:26.576	0.319
30	909	WOODROFFE	56.643	321	ZHURAVEL	30.111	30	909	WOODROFFE	1:26.455	1:26.675	0.220
31	777	HIRST	58.415	777	HIRST	30.701	31	777	HIRST	1:29.116	1:29.116	0.000
32	82	HART	58.785	10	LAURIE	31.064	32	82	HART	1:29.985	1:30.050	0.065
33	10	LAURIE	59.602	82	HART	31.200	33	10	LAURIE	1:30.666	1:30.751	0.085
34	8	ALBON	1:03.302	8	ALBON	33.134	34	8	ALBON	1:36.436	1:36.436	0.000
35	215	HAZLEHURST	1:05.160	215	HAZLEHURST	33.719	35	215	HAZLEHURST	1:38.879	1:38.879	0.000
36							36	58	KILLWORTH		1:17.630	

BMCRC - MRO Championships 2023 - Rnd 4 @ Donington Park

MRO Minitwins & BMCRC Rookie Minitwins

RACE 14 - STATISTICS

Competitors Started 36
Planned Start 2023-06-03 @ 15:30:00.000
Actual Start 2023-06-03 @ 15:45:55.210
Finish Time 2023-06-03 @ 15:55:01.207
Track Length 1.9790mi.
Total Laps 243
Total Distance Covered 480.9133mi.

Session Fastest Lap History

NO	CL	NAME	LAP TIME	TIME OF DAY	LAP	VEHICLE
55		John REYNOLDS	1:18.347	15:48:35.109	2	Suzuki SV650
1		David TWYFORD	1:18.282	15:48:35.801	2	Suzuki SV650
5		Barry MANTELL	1:17.747	15:48:36.388	2	Suzuki SV650 S
1		David TWYFORD	1:17.303	15:49:53.105	3	Suzuki SV650
1		David TWYFORD	1:16.129	15:51:09.234	4	Suzuki SV650

Session Leader History

NO	CL	NAME	FROM LAP	LAPS LED	DISTANCE	VEHICLE
55		John REYNOLDS	1	2	3.92 miles	Suzuki SV650
1		David TWYFORD	3	2	3.95 miles	Suzuki SV650
55		John REYNOLDS	5	1	1.97 miles	Suzuki SV650
1		David TWYFORD	6	1	1.97 miles	Suzuki SV650
55		John REYNOLDS	7	1	1.97 miles	Suzuki SV650

Flag History

TYPE	TIME OF DAY
GREEN	15:45:55.210
FINISH	15:55:01.207

Flag Statistics

TYPE	COUNT	TOTAL LAPS	TOTAL TIME
Green	1	7	10:33.260
Red	0	0	0.000
Safety Car	0	0	0.000
FCY	0	0	0.000

BMCRC - MRO Championships 2023 - Rnd 4 @ Donington Park

MRO Minitwins & BMCRC Rookie Minitwins

RACE 14 - STATISTICS

CLASS :

23 Starters

Fastest Lap History

NO	NAME	LAP TIME	TIME OF DAY	LAP	VEHICLE
55	John REYNOLDS	1:18.347	15:48:35.109	2	Suzuki SV650
1	David TWYFORD	1:18.282	15:48:35.801	2	Suzuki SV650
5	Barry MANTELL	1:17.747	15:48:36.388	2	Suzuki SV650 S
1	David TWYFORD	1:17.303	15:49:53.105	3	Suzuki SV650
1	David TWYFORD	1:16.129	15:51:09.234	4	Suzuki SV650

Leader History

NO	NAME	FROM LAP	LAPS LED	DISTANCE	VEHICLE
55	John REYNOLDS	1	2	3.92 miles	Suzuki SV650
1	David TWYFORD	3	2	3.95 miles	Suzuki SV650
55	John REYNOLDS	5	1	1.97 miles	Suzuki SV650
1	David TWYFORD	6	1	1.97 miles	Suzuki SV650
55	John REYNOLDS	7	1	1.97 miles	Suzuki SV650

BMCRC - MRO Championships 2023 - Rnd 4 @ Donington Park

MRO Minitwins & BMCRC Rookie Minitwins

RACE 14 - STATISTICS

CLASS : RMT

13 Starters

Fastest Lap History

NO	NAME	LAP TIME	TIME OF DAY	LAP	VEHICLE
21	Toby FINNIS	1:21.284	15:48:42.093	2	Suzuki SV650
15	James SVENSEN	1:21.127	15:48:45.651	2	Suzuki SV650S
21	Toby FINNIS	1:19.681	15:50:01.774	3	Suzuki SV650

Leader History

NO	NAME	FROM LAP	LAPS LED	DISTANCE	VEHICLE
21	Toby FINNIS	1	7	13.81 miles	Suzuki SV650

BMCRC - MRO Championships 2023 - Rnd 4 @ Donington Park



MRO Minitwins & BMCRC Rookie Minitwins

RACE 4 - GRID (10 Laps)

ROW 12	36	1:38.879	215 Alan HAZLEHURST	35	1:36.436	8 Stuart ALBON	34	1:30.751	10 Ian LAURIE
ROW 11		1:30.050	33 82 Dan HART		1:29.116	32 777 Richard HIRST		1:26.675	31 909 James WOODROFFE
ROW 10	30	1:26.576	321 Illia ZHURAVEL	29	1:25.238	9 Thomas BEDFORD	28	1:24.155	93 Tony BOTTO
ROW 9		1:23.975	27 167 Terry SMITH		1:23.919	26 78 Tim FRAMPTON		1:23.919	25 45 Terence QUINCE
ROW 8	24	1:22.766	127 Matthew CHAM	23	1:22.361	70 Colin HALL	22	1:22.256	27 Jack BETTIS
ROW 7		1:22.228	21 71 Colin CLUNE		1:22.119	20 138 Craig JARMIN		1:21.229	19 6 Martin COOPER
ROW 6	18	1:20.897	67 Simon HARVEY	17	1:20.833	15 James SVENSEN	16	1:20.608	81 Malvern MAY
ROW 5		1:20.494	15 34 Andrew JOHNSON		1:20.389	14 910 Harry GOWER		1:20.042	13 73 Esteban LECOQ
ROW 4	12	1:19.681	21 Toby FINNIS	11	1:19.402	99 Lee ELLIS	10	1:19.269	66 Nik BAKER
ROW 3		1:18.897	9 63 Stephen PERFITT		1:18.602	8 19 Kevin LILLEY		1:18.390	7 3 Oliver ARBON
ROW 2	6	1:18.194	22 Darren DOWDS	5	1:17.630	58 Stacey KILLWORTH	4	1:17.239	5 Barry MANTELL
ROW 1		1:17.173	3 660 Mitch DUCRAN		1:16.458	2 55 John REYNOLDS		1:16.129	1 1 David TWYFORD
Pole									

Donington Park National: 1.9790 miles

These results are provisional until the conclusion of any judicial and technical matters.

Clerk Of Course :	Stewards :	Timekeeper : Richard Evans
-------------------	------------	----------------------------

Results can be found at www.tsl-timing.com

Printed - 15:58 Saturday, 03 June 2023



BMCRC - MRO Championships 2023 - Rnd 4 @ Donington Park



MRO Minitwins & BMCRC Rookie Minitwins

RACE 4 - CLASSIFICATION

POS	NO	CL	PIC NAME	ENTRY	LAPS	TIME	GAP	DIFF	MPH	BEST	ON
1	55		1 John REYNOLDS	Suzuki SV650 - Fins Motorcycles	10	13:08.948			90.13	1:17.589	9
2	58		2 Stacey KILLWORTH	Suzuki SV650 - Greenplant/Everns	10	13:09.334	0.386	0.386	90.08	1:17.584	9
3	22		3 Darren DOWDS	Suzuki SV650 - Sublime DSG Ltd	10	13:11.454	2.506	2.120	89.84	1:17.875	10
4	19		4 Kevin LILLEY	Suzuki SV650 - Trafalgar Cleaning Eqpt. / Steve Jorr	10	13:13.963	5.015	2.509	89.56	1:18.032	4
5	3		5 Oliver ARBON	Suzuki SV650 - TT Plumbing and Heating	10	13:14.825	5.877	0.862	89.46	1:18.389	6
6	5		6 Barry MANTELL	Suzuki SV650 S - Swedish Car Connection	10	13:15.112	6.164	0.287	89.43	1:17.937	6
7	99		7 Lee ELLIS	Suzuki SV650 - ATP Motorsport	10	13:21.734	12.786	6.622	88.69	1:19.154	3
8	66		8 Nik BAKER	Suzuki SV650 - K66, DMR customs	10	13:23.321	14.373	1.587	88.51	1:19.205	4
9	21	RMT	1 Toby FINNIS	Suzuki SV650 - NOKA RACING - PRIME/TWT	10	13:24.457	15.509	1.136	88.39	1:18.992	3
10	34		9 Andrew JOHNSON	Suzuki SV650 - Rose & Charlie Racing	10	13:33.316	24.368	8.859	87.43	1:19.715	4
11	81		10 Malvern MAY	Suzuki SV650 - IMP racing	10	13:33.632	24.684	0.316	87.39	1:19.639	10
12	15	RMT	2 James SVENSEN	Suzuki SV650S - Tom Svensen Racing	10	13:36.307	27.359	2.675	87.11	1:20.300	6
13	910	RMT	3 Harry GOWER	Suzuki SV650 - RightGear Motorcycles	10	13:36.561	27.613	0.254	87.08	1:19.913	6
14	73		11 Esteban LECOQ	Suzuki SV650 SK5 - Lifesafety Motorsport	10	13:41.341	32.393	4.780	86.57	1:20.878	4
15	67	RMT	4 Simon HARVEY	Suzuki SV650 -	10	13:41.426	32.478	0.085	86.56	1:20.717	10
16	6		12 Martin COOPER	Suzuki SV650 - Epic Racing	10	13:44.849	35.901	3.423	86.20	1:21.007	4
17	45		13 Terence QUINCE	Suzuki SV650 - K&Q, HM Racing, Titan-x	10	13:48.365	39.417	3.516	85.84	1:21.549	5
18	70		14 Colin HALL	Suzuki SV650 -	10	13:48.713	39.765	0.348	85.80	1:20.234	7
19	71		15 Colin CLUNE	Suzuki SV650 -	10	13:49.081	40.133	0.368	85.76	1:20.954	6
20	127	RMT	5 Matthew CHAM	Ducati Monster 696 -	10	14:01.616	52.668	12.535	84.49	1:22.000	2
21	138		16 Craig JARMIN	Suzuki SV650 - SK PreP	10	14:01.932	52.984	0.316	84.46	1:21.854	10
22	93		17 Tony BOTTO	Suzuki SV650 - TB Motorcycles	10	14:03.461	54.513	1.529	84.30	1:22.271	6
23	167	RMT	6 Terry SMITH	Suzuki SV650 - IMP Racing	10	14:03.561	54.613	0.100	84.29	1:21.825	10
24	9		18 Thomas BEDFORD	Suzuki SV650 - AWO Recycling Ltd	10	14:30.153	1:21.205	26.592	81.72	1:24.071	7
25	27	RMT	7 Jack BETTIS	Suzuki SV650 - NB Toolmaking	9	13:10.354	1 Lap	1 Lap	80.95	1:21.354	9
26	321	RMT	8 Illia ZHURAVEL	Suzuki SV650 -	9	13:22.500	1 Lap	12.146	79.73	1:26.009	6
27	82	RMT	9 Dan HART	Suzuki SV650 -	9	13:29.513	1 Lap	7.013	79.04	1:26.279	4
28	777	RMT	10 Richard HIRST	Suzuki SV650 - Northern Garage conversion	9	13:31.242	1 Lap	1.729	78.87	1:26.777	9
29	10	RMT	11 Ian LAURIE	Suzuki SV650 -	9	13:38.417	1 Lap	7.175	78.18	1:28.656	6
30	8		19 Stuart ALBON	Suzuki SV650 - Winter Sun Skydiving	9	14:30.274	1 Lap	51.857	73.52	1:33.935	6
31	215	RMT	12 Alan HAZLEHURST	Suzuki SV650 -	8	13:24.737	2 Laps	1 Lap	70.65	1:37.870	8

NOT CLASSIFIED

DNF	78		Tim FRAMPTON	Suzuki SV650 - K66	8	11:16.647	2 Laps		84.03	1:22.464	8
DNF	909	RMT	James WOODROFFE	Suzuki SV650 -	6	8:53.610	4 Laps	2 Laps	79.85	1:26.787	6
DNF	1		David TWYFORD	Suzuki SV650 - MHP, IMP Racing B team	0						

FASTEST LAP

58			Stacey KILLWORTH	Suzuki SV650 - Greenplant/Everns	9	1:17.584		91.83 mph		147.78 kph	
21	RMT		Toby FINNIS	Suzuki SV650 - NOKA RACING - PRIME/TWT	3	1:18.992		90.19 mph		145.15 kph	

Class - 92.5% of Race Speed = 83.37 mph
 Class RMT - 92.5% of Race Speed = 81.76 mph

Weather / Track : Bright / Dry

These results are provisional until the conclusion of any judicial and technical matters.

Race Distance: 10 Laps / 19.79 miles
 Donington Park National: 1.9790 miles
 Date: 04/06/2023 Start: 10:26 Finish: 10:39

Clerk Of Course :	Stewards :	Timekeeper : Richard Evans
-------------------	------------	----------------------------

Results can be found at www.tsl-timing.com

Printed - 10:41 Sunday, 04 June 2023



BMCR - MRO Championships 2023 - Rnd 4 @ Donington Park

MRO Minitwins & BMCR Rookie Minitwins

RACE 4 - LAP CHART

LAP 1 @ 10:27:24.340		
NO	BEHIND	LAP TIME

55		1:21.868
5	0.424	1:22.292
58	0.941	1:22.809
22	1.196	1:23.064
3	1.590	1:23.458
19	2.039	1:23.907
66	2.165	1:24.033
21	2.957	1:24.825
99	3.133	1:25.001
81	3.890	1:25.758
15	5.742	1:27.610
73	6.307	1:28.175
34	6.394	1:28.262
6	6.489	1:28.357
910	7.004	1:28.872
45	7.707	1:29.575
67	8.107	1:29.975
127	8.929	1:30.797
71	9.979	1:31.847
70	10.200	1:32.068
138	10.844	1:32.712
78	11.090	1:32.958
93	11.176	1:33.044
167	12.069	1:33.937
82	14.433	1:36.301
909	15.194	1:37.062
321	16.967	1:38.835
10	17.055	1:38.923
777	19.639	1:41.507
9	20.760	1:42.628
8	21.205	1:43.073
215	28.589	1:50.457
27	47.905	2:09.773

LAP 2 @ 10:28:43.781		
NO	BEHIND	LAP TIME

55		1:19.441
5	0.407	1:19.424
58	0.505	1:19.005
22	0.762	1:19.007
3	1.950	1:19.801
19	2.240	1:19.642
66	2.512	1:19.788
21	2.885	1:19.369
99	3.400	1:19.708
81	6.100	1:21.651
34	7.340	1:20.387
15	8.098	1:21.797
73	9.076	1:22.210
6	9.795	1:22.747
910	9.911	1:22.348
67	10.754	1:22.088
45	11.109	1:22.843
127	11.488	1:22.000
70	13.519	1:22.760
71	13.621	1:23.083
93	15.167	1:23.432
138	15.374	1:23.971
78	16.088	1:24.439
167	16.701	1:24.073
909	22.903	1:27.150
82	23.095	1:28.103
321	24.424	1:26.898

10	27.997	1:30.383
9	29.546	1:28.227
777	30.804	1:30.606
8	36.626	1:34.862
215	49.784	1:40.636
27	53.855	1:25.391

LAP 3 @ 10:30:03.318		
NO	BEHIND	LAP TIME

55		1:19.537
5	0.549	1:19.679
22	0.884	1:19.659
58	1.224	1:20.256
3	1.466	1:19.053
19	1.691	1:18.988
66	2.242	1:19.267
21	2.340	1:18.992
99	3.017	1:19.154
81	8.590	1:22.027
34	8.678	1:20.875
15	10.097	1:21.536
73	10.516	1:20.977
910	11.089	1:20.715
6	11.825	1:21.567
67	12.148	1:20.931
45	14.464	1:22.892
127	15.113	1:23.162
71	16.709	1:22.625
70	17.328	1:23.346
93	20.543	1:24.913
78	20.581	1:24.030
138	20.814	1:24.977
167	21.367	1:24.203
909	31.196	1:27.830
82	33.915	1:30.357
321	34.412	1:29.525
9	35.869	1:25.860
10	40.509	1:32.049
777	40.932	1:29.665
8	54.707	1:37.618
27	58.321	1:24.003
215	1:10.068	1:39.821

LAP 4 @ 10:31:21.734		
NO	BEHIND	LAP TIME

55		1:18.416
22	0.537	1:18.069
5	0.715	1:18.582
58	0.896	1:18.088
19	1.307	1:18.032
3	1.693	1:18.643
66	3.031	1:19.205
21	3.822	1:19.898
99	4.405	1:19.804
34	9.977	1:19.715
81	11.321	1:21.147
15	12.392	1:20.711
910	12.669	1:19.996
73	12.978	1:20.878
6	14.416	1:21.007
67	14.506	1:20.774
45	18.384	1:22.336
127	19.076	1:22.379
71	19.750	1:21.457
70	20.295	1:21.383

78	24.824	1:22.659
93	25.510	1:23.383
138	26.350	1:23.952
167	26.925	1:23.974
909	40.458	1:27.678
82	41.778	1:26.279
321	42.514	1:26.518
9	43.035	1:25.582
777	51.726	1:29.210
10	52.745	1:30.652
27	1:02.323	1:22.418
8	1:12.106	1:35.815

LAP 5 @ 10:32:40.514		
NO	BEHIND	LAP TIME

55		1:18.780
22	0.621	1:18.864
19	1.294	1:18.767
5	1.558	1:19.623
58	1.744	1:19.628
3	1.957	1:19.044
66	4.841	1:20.590
21	5.017	1:19.975
99	5.149	1:19.524
215	1 Lap	1:38.891
34	12.243	1:21.046
81	13.473	1:20.932
910	14.386	1:20.497
15	14.760	1:21.148
73	15.238	1:21.040
67	16.972	1:21.246
6	17.518	1:21.882
45	21.153	1:21.549
71	22.424	1:21.454
70	23.583	1:22.068
127	23.624	1:23.328
78	29.588	1:23.544
138	29.814	1:22.244
93	30.318	1:23.588
167	31.565	1:23.420
909	48.781	1:27.103
82	49.485	1:26.487
9	49.742	1:25.487
321	49.981	1:26.247
777	1:01.398	1:28.452
10	1:03.263	1:29.298
27	1:05.583	1:22.040

LAP 6 @ 10:33:58.820		
NO	BEHIND	LAP TIME

55		1:18.306
22	0.653	1:18.338
19	1.065	1:18.077
5	1.189	1:17.937
58	1.685	1:18.247
3	2.040	1:18.389
99	6.688	1:19.845
66	6.871	1:20.336
21	7.430	1:20.719
8	1 Lap	1:36.095
34	14.376	1:20.439
81	15.162	1:19.995
910	15.993	1:19.913
15	16.754	1:20.300
73	18.090	1:21.158

67	20.084	1:21.418
6	20.501	1:21.289
45	24.416	1:21.569
71	25.072	1:20.954
70	26.611	1:21.334
127	28.666	1:23.348
215	1 Lap	1:38.814
93	34.283	1:22.271
78	34.496	1:23.214
138	35.035	1:23.527
167	36.005	1:22.746
9	56.111	1:24.675
909	57.262	1:26.787
321	57.684	1:26.009
82	59.627	1:28.448
27	1:09.155	1:21.878
777	1:12.024	1:28.932
10	1:13.613	1:28.656

LAP 7 @ 10:35:16.995		
NO	BEHIND	LAP TIME

55		1:18.175
22	0.755	1:18.277
58	1.131	1:17.621
19	1.220	1:18.330
5	1.233	1:18.219
3	2.285	1:18.420
99	8.513	1:20.000
66	8.626	1:19.930
21	9.718	1:20.463
34	16.755	1:20.554
81	17.767	1:20.780
910	17.946	1:20.128
15	19.268	1:20.689
73	21.267	1:21.352
67	23.940	1:22.031
6	24.437	1:22.111
8	1 Lap	1:33.935
45	28.097	1:21.856
71	28.349	1:21.452
70	28.670	1:20.234
127	34.033	1:23.542
93	39.253	1:23.145
78	39.660	1:23.339
138	40.118	1:23.258
167	41.090	1:23.260
215	1 Lap	1:38.599
9	1:02.007	1:24.071
321	1:10.533	1:31.024
27	1:12.602	1:21.622
82	1:18.602	1:37.150

LAP 8 @ 10:36:35.771		
NO	BEHIND	LAP TIME

55		1:18.776
58	0.252	1:17.897
22	1.385	1:19.406
19	2.104	1:19.660
3	2.869	1:19.360
5	3.396	1:20.939
777	1 Lap	1:29.256
10	1 Lap	1:29.704
99	8.982	1:19.245
66	9.764	1:19.914
21	10.914	1:19.972

34	19.090	1:21.111
910	20.034	1:20.864
81	20.593	1:21.602
15	21.159	1:20.667
73	23.958	1:21.467
67	26.525	1:21.361
6	27.405	1:21.744
45	31.553	1:22.232
70	31.818	1:21.924
71	32.830	1:23.257
127	40.134	1:24.877
8	1 Lap	1:35.211
78	43.348	1:22.464
93	43.733	1:23.256
138	44.050	1:22.708
167	45.228	1:22.914
9	1:07.953	1:24.722
215	1 Lap	1:39.649
27	1:15.701	1:21.875

LAP 9 @ 10:37:53.360		
NO	BEHIND	LAP TIME

55		1:17.589
58	0.247	1:17.584
22	2.691	1:18.895
321	1 Lap	1:28.660
19	3.906	1:19.391
3	4.008	1:18.728
5	4.366	1:18.559
82	1 Lap	1:28.104
99	10.829	1:19.436
66	12.211	1:20.036
777	1 Lap	1:26.837
21	13.668	1:20.343
10	1 Lap	1:30.082
34	21.718	1:20.217
81	23.105	1:20.101
15	24.726	1:21.156
910	25.315	1:22.870
73	28.131	1:21.762
67	29.821	1:20.885
6	31.627	1:21.811
45	35.591	1:21.627
70	35.756	1:21.527
71	36.628	1:21.387
127	46.560	1:24.015
93	48.653	1:22.509
138	49.190	1:22.729
167	50.848	1:23.209
8	1 Lap	1:35.751
9	1:14.789	1:24.425

LAP 10 @ 10:39:11.420		
NO	BEHIND	LAP TIME

55		1:18.060
58	0.386	1:18.199
27	1 Lap	1:21.354
22	2.506	1:17.875
19	5.015	1:19.169
3	5.877	1:19.929
5	6.164	1:19.858
99	12.786	1:20.017
321	1 Lap	1:28.784
66	14.373	1:20.2

BMCRC - MRO Championships 2023 - Rnd 4 @ Donington Park

MRO Minitwins & BMCRC Rookie Minitwins

RACE 4 - LAP CHART

215	2 Laps	1:37.870
82	1 Lap	1:28.284
777	1 Lap	1:26.777
34	24.368	1:20.710
81	24.684	1:19.639
15	27.359	1:20.693
910	27.613	1:20.358
10	1 Lap	1:28.670
73	32.393	1:22.322
67	32.478	1:20.717
6	35.901	1:22.334
45	39.417	1:21.886
70	39.765	1:22.069
71	40.133	1:21.565
127	52.668	1:24.168
138	52.984	1:21.854
93	54.513	1:23.920
167	54.613	1:21.825
9	1:21.205	1:24.476
8	1 Lap	1:37.914

BMCRC - MRO Championships 2023 - Rnd 4 @ Donington Park

MRO Minitwins & BMCRC Rookie Minitwins

RACE 4 - POSITION CHART

No	Name	Lap												
		Pos	1	2	3	4	5	6	7	8	9	10		
1	TWYFORD	1	55	55	55	55	55	55	55	55	55	55	55	55
55	REYNOLDS	2	5	5	5	22	22	22	22	58	58	58	58	58
5	MANTELL	3	58	58	22	5	19	19	58	22	22	22	22	22
58	KILLWORTH	4	22	22	58	58	5	5	19	19	19	19	19	19
22	DOWDS	5	3	3	3	19	58	58	5	3	3	3	3	3
3	ARBON	6	19	19	19	3	3	3	3	5	5	5	5	5
19	LILLEY	7	66	66	66	66	66	99	99	99	99	99	99	99
66	BAKER	8	21	21	21	21	21	66	66	66	66	66	66	66
99	ELLIS	9	99	99	99	99	99	21	21	21	21	21	21	21
21	FINNIS	10	81	81	81	34	34	34	34	34	34	34	34	34
73	LECOQ	11	15	34	34	81	81	81	81	910	81	81	81	81
910	GOWER	12	73	15	15	15	910	910	910	81	15	15	15	15
34	JOHNSON	13	34	73	73	910	15	15	15	15	910	910	910	910
81	MAY	14	6	6	910	73	73	73	73	73	73	73	73	73
15	SVENSEN	15	910	910	6	6	67	67	67	67	67	67	67	67
67	HARVEY	16	45	67	67	67	6	6	6	6	6	6	6	6
6	COOPER	17	67	45	45	45	45	45	45	45	45	45	45	45
138	JARMIN	18	127	127	127	127	71	71	71	70	70	70	70	70
71	CLUNE	19	71	70	71	71	70	70	70	71	71	71	71	71
27	BETTIS	20	70	71	70	70	127	127	127	127	127	127	127	127
70	HALL	21	138	93	93	78	78	93	93	78	93	138	138	138
127	CHAM	22	78	138	78	93	138	78	78	93	138	93	138	93
45	QUINCE	23	93	78	138	138	93	138	138	138	167	167	167	167
78	FRAMPTON	24	167	167	167	167	167	167	167	167	9	9	9	9
167	SMITH	25	82	909	909	909	909	9	9	9	27	27	27	27
93	BOTTO	26	909	82	82	82	82	909	321	27	321	321	321	321
9	BEDFORD	27	321	321	321	321	9	321	27	321	82	82	82	82
321	ZHURAVEL	28	10	10	9	9	321	82	82	82	777	777	777	777
909	WOODROFFE	29	777	9	10	777	777	27	777	777	10	10	10	10
777	HIRST	30	9	777	777	10	10	777	10	10	8	8	8	8
82	HART	31	8	8	8	27	27	10	8	8	8	8	8	8
10	LAURIE	32	215	215	27	8	8	8	215	215	215	215	215	215
8	ALBON	33	27	27	215	215	215	215	215	215	215	215	215	215
215	HAZLEHURST	34												

BMCRC - MRO Championships 2023 - Rnd 4 @ Donington Park

MRO Minitwins & BMCRC Rookie Minitwins

RACE 4 - SECTOR ANALYSIS



SECTOR 1 = FL to I1, SECTOR 2 = I1 to FL, DIFF = Difference To Personal Best Lap, P = Crossed Finish Line in Pit Lane, D = Time Disallowed

P1 55		John REYNOLDS		Suzuki SV650 - Fins Motorcycles		
IDEAL LAP TIME : 1:17.359		BEST LAP TIME : 1:17.589		DIFFERENCE : 0.230		
LAP	SECTOR 1	SECTOR 2	LAP TIME	MPH	DIFF	TIME OF DAY
1 -		27.597	1:21.868	87.02	4.279	10:27:24.340
2 -	51.818	27.623	1:19.441	89.68	1.852	10:28:43.781
3 -	52.293	27.244	1:19.537	89.57	1.948	10:30:03.318
4 -	51.051	27.365	1:18.416	90.85	0.827	10:31:21.734
5 -	51.621	27.159	1:18.780	90.43	1.191	10:32:40.514
6 -	51.301	27.005	1:18.306	90.98	0.717	10:33:58.820
7 -	51.074	27.101	1:18.175 (3)	91.13	0.586	10:35:16.995
8 -	51.160	27.616	1:18.776	90.44	1.187	10:36:35.771
9 -	50.354	27.235	1:17.589 (1)	91.82		10:37:53.360
10 -	50.987	27.073	1:18.060 (2)	91.27	0.471	10:39:11.420

P2 58		Stacey KILLWORTH		Suzuki SV650 - Greenplant/Everns		
IDEAL LAP TIME : 1:17.312		BEST LAP TIME : 1:17.584		DIFFERENCE : 0.272		
LAP	SECTOR 1	SECTOR 2	LAP TIME	MPH	DIFF	TIME OF DAY
1 -		27.785	1:22.809	86.03	5.225	10:27:25.281
2 -	50.802	28.203	1:19.005	90.17	1.421	10:28:44.286
3 -	52.356	27.900	1:20.256	88.77	2.672	10:30:04.542
4 -	50.561	27.527	1:18.088	91.23	0.504	10:31:22.630
5 -	51.347	28.281	1:19.628	89.47	2.044	10:32:42.258
6 -	51.140	27.107	1:18.247	91.05	0.663	10:34:00.505
7 -	50.205	27.416	1:17.621 (2)	91.78	0.037	10:35:18.126
8 -	50.324	27.573	1:17.897 (3)	91.46	0.313	10:36:36.023
9 -	50.443	27.141	1:17.584 (1)	91.83		10:37:53.607
10 -	50.990	27.209	1:18.199	91.10	0.615	10:39:11.806

P3 22		Darren DOWDS		Suzuki SV650 - Sublime DSG Ltd		
IDEAL LAP TIME : 1:17.794		BEST LAP TIME : 1:17.875		DIFFERENCE : 0.081		
LAP	SECTOR 1	SECTOR 2	LAP TIME	MPH	DIFF	TIME OF DAY
1 -		27.745	1:23.064	85.77	5.189	10:27:25.536
2 -	51.190	27.817	1:19.007	90.17	1.132	10:28:44.543
3 -	51.960	27.699	1:19.659	89.43	1.784	10:30:04.202
4 -	50.728	27.341	1:18.069 (2)	91.26	0.194	10:31:22.271
5 -	51.472	27.392	1:18.864	90.34	0.989	10:32:41.135
6 -	51.101	27.237	1:18.338	90.94	0.463	10:33:59.473
7 -	50.710	27.567	1:18.277 (3)	91.01	0.402	10:35:17.750
8 -	50.964	28.442	1:19.406	89.72	1.531	10:36:37.156
9 -	50.557	28.338	1:18.895	90.30	1.020	10:37:56.051
10 -	50.560	27.315	1:17.875 (1)	91.48		10:39:13.926

P4 19		Kevin LILLEY		Suzuki SV650 - Trafalgar Cleaning Eqpt. / Steve Jordan Motorcy		
IDEAL LAP TIME : 1:17.839		BEST LAP TIME : 1:18.032		DIFFERENCE : 0.193		
LAP	SECTOR 1	SECTOR 2	LAP TIME	MPH	DIFF	TIME OF DAY
1 -		28.294	1:23.907	84.91	5.875	10:27:26.379
2 -	51.662	27.980	1:19.642	89.45	1.610	10:28:46.021
3 -	51.024	27.964	1:18.988	90.19	0.956	10:30:05.009
4 -	50.493	27.539	1:18.032 (1)	91.30		10:31:23.041
5 -	51.101	27.666	1:18.767	90.45	0.735	10:32:41.808
6 -	50.731	27.346	1:18.077 (2)	91.25	0.045	10:33:59.885
7 -	50.646	27.684	1:18.330 (3)	90.95	0.298	10:35:18.215
8 -	51.312	28.348	1:19.660	89.43	1.628	10:36:37.875
9 -	51.449	27.942	1:19.391	89.74	1.359	10:37:57.266
10 -	51.361	27.808	1:19.169	89.99	1.137	10:39:16.435

BMCRC - MRO Championships 2023 - Rnd 4 @ Donington Park

MRO Minitwins & BMCRC Rookie Minitwins

RACE 4 - SECTOR ANALYSIS



SECTOR 1 = FL to I1, SECTOR 2 = I1 to FL, DIFF = Difference To Personal Best Lap, P = Crossed Finish Line in Pit Lane, D = Time Disallowed

P5		3		Oliver ARBON		Suzuki SV650 - TT Plumbing and Heating	
IDEAL LAP TIME : 1:17.883		BEST LAP TIME : 1:18.389		DIFFERENCE : 0.506			
LAP	SECTOR 1	SECTOR 2	LAP TIME	MPH	DIFF	TIME OF DAY	
1 -		27.870	1:23.458	85.36	5.069	10:27:25.930	
2 -	51.870	27.931	1:19.801	89.28	1.412	10:28:45.731	
3 -	51.165	27.888	1:19.053	90.12	0.664	10:30:04.784	
4 -	50.592	28.051	1:18.643 (3)	90.59	0.254	10:31:23.427	
5 -	50.928	28.116	1:19.044	90.13	0.655	10:32:42.471	
6 -	50.981	27.408	1:18.389 (1)	90.88		10:34:00.860	
7 -	50.780	27.640	1:18.420 (2)	90.85	0.031	10:35:19.280	
8 -	50.475	28.885	1:19.360	89.77	0.971	10:36:38.640	
9 -	51.175	27.553	1:18.728	90.49	0.339	10:37:57.368	
10 -	52.411	27.518	1:19.929	89.13	1.540	10:39:17.297	

P6		5		Barry MANTELL		Suzuki SV650 S - Swedish Car Connection	
IDEAL LAP TIME : 1:17.509		BEST LAP TIME : 1:17.937		DIFFERENCE : 0.428			
LAP	SECTOR 1	SECTOR 2	LAP TIME	MPH	DIFF	TIME OF DAY	
1 -		27.524	1:22.292	86.57	4.355	10:27:24.764	
2 -	51.616	27.808	1:19.424	89.70	1.487	10:28:44.188	
3 -	52.158	27.521	1:19.679	89.41	1.742	10:30:03.867	
4 -	50.832	27.750	1:18.582	90.66	0.645	10:31:22.449	
5 -	51.812	27.811	1:19.623	89.47	1.686	10:32:42.072	
6 -	50.786	27.151	1:17.937 (1)	91.41		10:34:00.009	
7 -	50.358	27.861	1:18.219 (2)	91.08	0.282	10:35:18.228	
8 -	50.899	30.040	1:20.939	88.02	3.002	10:36:39.167	
9 -	50.828	27.731	1:18.559 (3)	90.69	0.622	10:37:57.726	
10 -	52.155	27.703	1:19.858	89.21	1.921	10:39:17.584	

P7		99		Lee ELLIS		Suzuki SV650 - ATP Motorsport	
IDEAL LAP TIME : 1:18.754		BEST LAP TIME : 1:19.154		DIFFERENCE : 0.400			
LAP	SECTOR 1	SECTOR 2	LAP TIME	MPH	DIFF	TIME OF DAY	
1 -		28.619	1:25.001	83.81	5.847	10:27:27.473	
2 -	51.678	28.030	1:19.708	89.38	0.554	10:28:47.181	
3 -	51.032	28.122	1:19.154 (1)	90.00		10:30:06.335	
4 -	51.483	28.321	1:19.804	89.27	0.650	10:31:26.139	
5 -	51.556	27.968	1:19.524	89.59	0.370	10:32:45.663	
6 -	51.797	28.048	1:19.845	89.23	0.691	10:34:05.508	
7 -	52.008	27.992	1:20.000	89.05	0.846	10:35:25.508	
8 -	51.523	27.722	1:19.245 (2)	89.90	0.091	10:36:44.753	
9 -	51.620	27.816	1:19.436 (3)	89.69	0.282	10:38:04.189	
10 -	52.041	27.976	1:20.017	89.03	0.863	10:39:24.206	

P8		66		Nik BAKER		Suzuki SV650 - K66, DMR customs	
IDEAL LAP TIME : 1:18.869		BEST LAP TIME : 1:19.205		DIFFERENCE : 0.336			
LAP	SECTOR 1	SECTOR 2	LAP TIME	MPH	DIFF	TIME OF DAY	
1 -		28.110	1:24.033	84.78	4.828	10:27:26.505	
2 -	51.701	28.087	1:19.788 (3)	89.29	0.583	10:28:46.293	
3 -	51.047	28.220	1:19.267 (2)	89.88	0.062	10:30:05.560	
4 -	51.383	27.822	1:19.205 (1)	89.95		10:31:24.765	
5 -	51.675	28.915	1:20.590	88.40	1.385	10:32:45.355	
6 -	51.796	28.540	1:20.336	88.68	1.131	10:34:05.691	
7 -	51.713	28.217	1:19.930	89.13	0.725	10:35:25.621	
8 -	51.896	28.018	1:19.914	89.15	0.709	10:36:45.535	
9 -	51.994	28.042	1:20.036	89.01	0.831	10:38:05.571	
10 -	51.629	28.593	1:20.222	88.81	1.017	10:39:25.793	

BMCRC - MRO Championships 2023 - Rnd 4 @ Donington Park

MRO Minitwins & BMCRC Rookie Minitwins

RACE 4 - SECTOR ANALYSIS



SECTOR 1 = FL to I1, SECTOR 2 = I1 to FL, DIFF = Difference To Personal Best Lap, P = Crossed Finish Line in Pit Lane, D = Time Disallowed

P9		21 RMT		Toby FINNIS		Suzuki SV650 - NOKA RACING - PRIME/TWT	
IDEAL LAP TIME : 1:18.967		BEST LAP TIME : 1:18.992		DIFFERENCE : 0.025			
LAP	SECTOR 1	SECTOR 2	LAP TIME	MPH	DIFF	TIME OF DAY	
1 -		28.403	1:24.825	83.99	5.833	10:27:27.297	
2 -	51.262	28.107	1:19.369 (2)	89.76	0.377	10:28:46.666	
3 -	50.988	28.004	1:18.992 (1)	90.19		10:30:05.658	
4 -	51.919	27.979	1:19.898 (3)	89.17	0.906	10:31:25.556	
5 -	51.802	28.173	1:19.975	89.08	0.983	10:32:45.531	
6 -	52.616	28.103	1:20.719	88.26	1.727	10:34:06.250	
7 -	52.419	28.044	1:20.463	88.54	1.471	10:35:26.713	
8 -	51.724	28.248	1:19.972	89.08	0.980	10:36:46.685	
9 -	52.357	27.986	1:20.343	88.67	1.351	10:38:07.028	
10 -	51.910	27.991	1:19.901	89.16	0.909	10:39:26.929	

P10		34		Andrew JOHNSON		Suzuki SV650 - Rose & Charlie Racing	
IDEAL LAP TIME : 1:19.715		BEST LAP TIME : 1:19.715		DIFFERENCE : 0.000			
LAP	SECTOR 1	SECTOR 2	LAP TIME	MPH	DIFF	TIME OF DAY	
1 -		28.950	1:28.262	80.72	8.547	10:27:30.734	
2 -	52.278	28.109	1:20.387 (3)	88.62	0.672	10:28:51.121	
3 -	52.893	27.982	1:20.875	88.09	1.160	10:30:11.996	
4 -	52.199	27.516	1:19.715 (1)	89.37		10:31:31.711	
5 -	53.333	27.713	1:21.046	87.90	1.331	10:32:52.757	
6 -	52.329	28.110	1:20.439	88.57	0.724	10:34:13.196	
7 -	52.979	27.575	1:20.554	88.44	0.839	10:35:33.750	
8 -	52.904	28.207	1:21.111	87.83	1.396	10:36:54.861	
9 -	52.308	27.909	1:20.217 (2)	88.81	0.502	10:38:15.078	
10 -	52.865	27.845	1:20.710	88.27	0.995	10:39:35.788	

P11		81		Malvern MAY		Suzuki SV650 - IMP racing	
IDEAL LAP TIME : 1:19.639		BEST LAP TIME : 1:19.639		DIFFERENCE : 0.000			
LAP	SECTOR 1	SECTOR 2	LAP TIME	MPH	DIFF	TIME OF DAY	
1 -		28.254	1:25.758	83.07	6.119	10:27:28.230	
2 -	53.008	28.643	1:21.651	87.25	2.012	10:28:49.881	
3 -	53.133	28.894	1:22.027	86.85	2.388	10:30:11.908	
4 -	52.791	28.356	1:21.147	87.79	1.508	10:31:33.055	
5 -	52.592	28.340	1:20.932	88.03	1.293	10:32:53.987	
6 -	51.949	28.046	1:19.995 (2)	89.06	0.356	10:34:13.982	
7 -	52.609	28.171	1:20.780	88.19	1.141	10:35:34.762	
8 -	52.310	29.292	1:21.602	87.30	1.963	10:36:56.364	
9 -	51.926	28.175	1:20.101 (3)	88.94	0.462	10:38:16.465	
10 -	51.908	27.731	1:19.639 (1)	89.46		10:39:36.104	

P12		15 RMT		James SVENSEN		Suzuki SV650S - Tom Svensen Racing	
IDEAL LAP TIME : 1:19.808		BEST LAP TIME : 1:20.300		DIFFERENCE : 0.492			
LAP	SECTOR 1	SECTOR 2	LAP TIME	MPH	DIFF	TIME OF DAY	
1 -		28.972	1:27.610	81.32	7.310	10:27:30.082	
2 -	53.118	28.679	1:21.797	87.10	1.497	10:28:51.879	
3 -	53.066	28.470	1:21.536	87.38	1.236	10:30:13.415	
4 -	52.461	28.250	1:20.711	88.27	0.411	10:31:34.126	
5 -	52.995	28.153	1:21.148	87.79	0.848	10:32:55.274	
6 -	52.342	27.958	1:20.300 (1)	88.72		10:34:15.574	
7 -	52.439	28.250	1:20.689 (3)	88.29	0.389	10:35:36.263	
8 -	51.850	28.817	1:20.667 (2)	88.32	0.367	10:36:56.930	
9 -	52.467	28.689	1:21.156	87.78	0.856	10:38:18.086	
10 -	52.372	28.321	1:20.693	88.29	0.393	10:39:38.779	

BMCRC - MRO Championships 2023 - Rnd 4 @ Donington Park

MRO Minitwins & BMCRC Rookie Minitwins

RACE 4 - SECTOR ANALYSIS



SECTOR 1 = FL to I1, SECTOR 2 = I1 to FL, DIFF = Difference To Personal Best Lap, P = Crossed Finish Line in Pit Lane, D = Time Disallowed

P13 910 RMT Harry GOWER			Suzuki SV650 - RightGear Motorcycles			
IDEAL LAP TIME : 1:19.542		BEST LAP TIME : 1:19.913		DIFFERENCE : 0.371		
LAP	SECTOR 1	SECTOR 2	LAP TIME	MPH	DIFF	TIME OF DAY
1 -		28.916	1:28.872	80.16	8.959	10:27:31.344
2 -	53.259	29.089	1:22.348	86.51	2.435	10:28:53.692
3 -	52.558	28.157	1:20.715	88.26	0.802	10:30:14.407
4 -	52.031	27.965	1:19.996 (2)	89.06	0.083	10:31:34.403
5 -	52.424	28.073	1:20.497	88.50	0.584	10:32:54.900
6 -	52.344	27.569	1:19.913 (1)	89.15		10:34:14.813
7 -	51.973	28.155	1:20.128 (3)	88.91	0.215	10:35:34.941
8 -	52.503	28.361	1:20.864	88.10	0.951	10:36:55.805
9 -	53.460	29.410	1:22.870	85.97	2.957	10:38:18.675
10 -	51.994	28.364	1:20.358	88.66	0.445	10:39:39.033

P14 73 Esteban LECOQ			Suzuki SV650 SK5 - Lifesafety Motorsport			
IDEAL LAP TIME : 1:20.568		BEST LAP TIME : 1:20.878		DIFFERENCE : 0.310		
LAP	SECTOR 1	SECTOR 2	LAP TIME	MPH	DIFF	TIME OF DAY
1 -		29.588	1:28.175	80.80	7.297	10:27:30.647
2 -	53.791	28.419	1:22.210	86.66	1.332	10:28:52.857
3 -	52.812	28.165	1:20.977 (2)	87.98	0.099	10:30:13.834
4 -	52.403	28.475	1:20.878 (1)	88.09		10:31:34.712
5 -	52.802	28.238	1:21.040 (3)	87.91	0.162	10:32:55.752
6 -	52.876	28.282	1:21.158	87.78	0.280	10:34:16.910
7 -	52.718	28.634	1:21.352	87.57	0.474	10:35:38.262
8 -	52.652	28.815	1:21.467	87.45	0.589	10:36:59.729
9 -	52.645	29.117	1:21.762	87.13	0.884	10:38:21.491
10 -	53.809	28.513	1:22.322	86.54	1.444	10:39:43.813

P15 67 RMT Simon HARVEY			Suzuki SV650 -			
IDEAL LAP TIME : 1:20.488		BEST LAP TIME : 1:20.717		DIFFERENCE : 0.229		
LAP	SECTOR 1	SECTOR 2	LAP TIME	MPH	DIFF	TIME OF DAY
1 -		29.218	1:29.975	79.18	9.258	10:27:32.447
2 -	53.657	28.431	1:22.088	86.79	1.371	10:28:54.535
3 -	52.539	28.392	1:20.931	88.03	0.214	10:30:15.466
4 -	52.632	28.142	1:20.774 (2)	88.20	0.057	10:31:36.240
5 -	52.807	28.439	1:21.246	87.69	0.529	10:32:57.486
6 -	53.145	28.273	1:21.418	87.50	0.701	10:34:18.904
7 -	52.877	29.154	1:22.031	86.85	1.314	10:35:40.935
8 -	52.688	28.673	1:21.361	87.56	0.644	10:37:02.296
9 -	52.346	28.539	1:20.885 (3)	88.08	0.168	10:38:23.181
10 -	52.425	28.292	1:20.717 (1)	88.26		10:39:43.898

P16 6 Martin COOPER			Suzuki SV650 - Epic Racing			
IDEAL LAP TIME : 1:20.726		BEST LAP TIME : 1:21.007		DIFFERENCE : 0.281		
LAP	SECTOR 1	SECTOR 2	LAP TIME	MPH	DIFF	TIME OF DAY
1 -		29.538	1:28.357	80.63	7.350	10:27:30.829
2 -	53.667	29.080	1:22.747	86.10	1.740	10:28:53.576
3 -	53.154	28.413	1:21.567 (3)	87.34	0.560	10:30:15.143
4 -	52.633	28.374	1:21.007 (1)	87.95		10:31:36.150
5 -	53.343	28.539	1:21.882	87.01	0.875	10:32:58.032
6 -	53.006	28.283	1:21.289 (2)	87.64	0.282	10:34:19.321
7 -	52.676	29.435	1:22.111	86.76	1.104	10:35:41.432
8 -	52.841	28.903	1:21.744	87.15	0.737	10:37:03.176
9 -	52.443	29.368	1:21.811	87.08	0.804	10:38:24.987
10 -	53.175	29.159	1:22.334	86.53	1.327	10:39:47.321

BMCRC - MRO Championships 2023 - Rnd 4 @ Donington Park

MRO Minitwins & BMCRC Rookie Minitwins

RACE 4 - SECTOR ANALYSIS



SECTOR 1 = FL to I1, SECTOR 2 = I1 to FL, DIFF = Difference To Personal Best Lap, P = Crossed Finish Line in Pit Lane, D = Time Disallowed

P17 45		Terence QUINCE		Suzuki SV650 - K&Q, HM Racing, Titan-x		
IDEAL LAP TIME : 1:21.410		BEST LAP TIME : 1:21.549		DIFFERENCE : 0.139		
LAP	SECTOR 1	SECTOR 2	LAP TIME	MPH	DIFF	TIME OF DAY
1 -		28.941	1:29.575	79.53	8.026	10:27:32.047
2 -	53.605	29.238	1:22.843	86.00	1.294	10:28:54.890
3 -	54.072	28.820	1:22.892	85.95	1.343	10:30:17.782
4 -	53.789	28.547	1:22.336	86.53	0.787	10:31:40.118
5 -	53.133	28.416	1:21.549 (1)	87.36		10:33:01.667
6 -	53.179	28.390	1:21.569 (2)	87.34	0.020	10:34:23.236
7 -	53.451	28.405	1:21.856	87.03	0.307	10:35:45.092
8 -	53.020	29.212	1:22.232	86.64	0.683	10:37:07.324
9 -	53.149	28.478	1:21.627 (3)	87.28	0.078	10:38:28.951
10 -	53.258	28.628	1:21.886	87.00	0.337	10:39:50.837

P18 70		Colin HALL		Suzuki SV650 -		
IDEAL LAP TIME : 1:19.994		BEST LAP TIME : 1:20.234		DIFFERENCE : 0.240		
LAP	SECTOR 1	SECTOR 2	LAP TIME	MPH	DIFF	TIME OF DAY
1 -		29.782	1:32.068	77.38	11.834	10:27:34.540
2 -	53.623	29.137	1:22.760	86.08	2.526	10:28:57.300
3 -	54.376	28.970	1:23.346	85.48	3.112	10:30:20.646
4 -	52.835	28.548	1:21.383 (3)	87.54	1.149	10:31:42.029
5 -	53.120	28.948	1:22.068	86.81	1.834	10:33:04.097
6 -	52.796	28.538	1:21.334 (2)	87.59	1.100	10:34:25.431
7 -	51.856	28.378	1:20.234 (1)	88.79		10:35:45.665
8 -	52.710	29.214	1:21.924	86.96	1.690	10:37:07.589
9 -	53.389	28.138	1:21.527	87.38	1.293	10:38:29.116
10 -	53.238	28.831	1:22.069	86.81	1.835	10:39:51.185

P19 71		Colin CLUNE		Suzuki SV650 -		
IDEAL LAP TIME : 1:20.831		BEST LAP TIME : 1:20.954		DIFFERENCE : 0.123		
LAP	SECTOR 1	SECTOR 2	LAP TIME	MPH	DIFF	TIME OF DAY
1 -		30.933	1:31.847	77.57	10.893	10:27:34.319
2 -	53.936	29.147	1:23.083	85.75	2.129	10:28:57.402
3 -	53.860	28.765	1:22.625	86.22	1.671	10:30:20.027
4 -	53.205	28.252	1:21.457	87.46	0.503	10:31:41.484
5 -	53.024	28.430	1:21.454	87.46	0.500	10:33:02.938
6 -	52.950	28.004	1:20.954 (1)	88.00		10:34:23.892
7 -	53.026	28.426	1:21.452 (3)	87.47	0.498	10:35:45.344
8 -	53.567	29.690	1:23.257	85.57	2.303	10:37:08.601
9 -	52.827	28.560	1:21.387 (2)	87.54	0.433	10:38:29.988
10 -	52.887	28.678	1:21.565	87.34	0.611	10:39:51.553

P20 127 RMT		Matthew CHAM		Ducati Monster 696 -		
IDEAL LAP TIME : 1:22.000		BEST LAP TIME : 1:22.000		DIFFERENCE : 0.000		
LAP	SECTOR 1	SECTOR 2	LAP TIME	MPH	DIFF	TIME OF DAY
1 -		29.260	1:30.797	78.46	8.797	10:27:33.269
2 -	53.295	28.705	1:22.000 (1)	86.88		10:28:55.269
3 -	54.047	29.115	1:23.162 (3)	85.67	1.162	10:30:18.431
4 -	53.520	28.859	1:22.379 (2)	86.48	0.379	10:31:40.810
5 -	54.120	29.208	1:23.328	85.50	1.328	10:33:04.138
6 -	54.031	29.317	1:23.348	85.48	1.348	10:34:27.486
7 -	54.071	29.471	1:23.542	85.28	1.542	10:35:51.028
8 -	54.513	30.364	1:24.877	83.94	2.877	10:37:15.905
9 -	54.353	29.662	1:24.015	84.80	2.015	10:38:39.920
10 -	55.189	28.979	1:24.168	84.64	2.168	10:40:04.088

BMCRC - MRO Championships 2023 - Rnd 4 @ Donington Park

MRO Minitwins & BMCRC Rookie Minitwins

RACE 4 - SECTOR ANALYSIS



SECTOR 1 = FL to I1, SECTOR 2 = I1 to FL, DIFF = Difference To Personal Best Lap, P = Crossed Finish Line in Pit Lane, D = Time Disallowed

P21 138		Craig JARMIN		Suzuki SV650 - SK PreP		
IDEAL LAP TIME : 1:21.854		BEST LAP TIME : 1:21.854		DIFFERENCE : 0.000		
LAP	SECTOR 1	SECTOR 2	LAP TIME	MPH	DIFF	TIME OF DAY
1 -		30.324	1:32.712	76.84	10.858	10:27:35.184
2 -	54.453	29.518	1:23.971	84.84	2.117	10:28:59.155
3 -	55.042	29.935	1:24.977	83.84	3.123	10:30:24.132
4 -	54.845	29.107	1:23.952	84.86	2.098	10:31:48.084
5 -	53.711	28.533	1:22.244 (2)	86.62	0.390	10:33:10.328
6 -	53.842	29.685	1:23.527	85.29	1.673	10:34:33.855
7 -	54.716	28.542	1:23.258	85.57	1.404	10:35:57.113
8 -	53.566	29.142	1:22.708 (3)	86.14	0.854	10:37:19.821
9 -	53.813	28.916	1:22.729	86.12	0.875	10:38:42.550
10 -	53.514	28.340	1:21.854 (1)	87.04		10:40:04.404

P22 93		Tony BOTTO		Suzuki SV650 - TB Motorcycles		
IDEAL LAP TIME : 1:22.234		BEST LAP TIME : 1:22.271		DIFFERENCE : 0.037		
LAP	SECTOR 1	SECTOR 2	LAP TIME	MPH	DIFF	TIME OF DAY
1 -		30.294	1:33.044	76.57	10.773	10:27:35.516
2 -	54.487	28.945	1:23.432	85.39	1.161	10:28:58.948
3 -	54.913	30.000	1:24.913	83.90	2.642	10:30:23.861
4 -	54.320	29.063	1:23.383	85.44	1.112	10:31:47.244
5 -	54.844	28.744	1:23.588	85.23	1.317	10:33:10.832
6 -	53.652	28.619	1:22.271 (1)	86.59		10:34:33.103
7 -	54.451	28.694	1:23.145 (3)	85.68	0.874	10:35:56.248
8 -	53.615	29.641	1:23.256	85.57	0.985	10:37:19.504
9 -	53.882	28.627	1:22.509 (2)	86.34	0.238	10:38:42.013
10 -	54.372	29.548	1:23.920	84.89	1.649	10:40:05.933

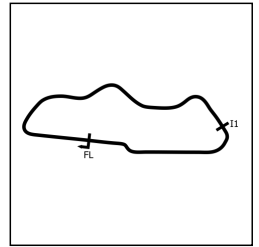
P23 167 RMT		Terry SMITH		Suzuki SV650 - IMP Racing		
IDEAL LAP TIME : 1:21.825		BEST LAP TIME : 1:21.825		DIFFERENCE : 0.000		
LAP	SECTOR 1	SECTOR 2	LAP TIME	MPH	DIFF	TIME OF DAY
1 -		30.371	1:33.937	75.84	12.112	10:27:36.409
2 -	54.901	29.172	1:24.073	84.74	2.248	10:29:00.482
3 -	54.669	29.534	1:24.203	84.61	2.378	10:30:24.685
4 -	54.759	29.215	1:23.974	84.84	2.149	10:31:48.659
5 -	54.433	28.987	1:23.420	85.40	1.595	10:33:12.079
6 -	54.016	28.730	1:22.746 (2)	86.10	0.921	10:34:34.825
7 -	54.676	28.584	1:23.260	85.57	1.435	10:35:58.085
8 -	53.796	29.118	1:22.914 (3)	85.92	1.089	10:37:20.999
9 -	54.407	28.802	1:23.209	85.62	1.384	10:38:44.208
10 -	53.316	28.509	1:21.825 (1)	87.07		10:40:06.033

P24 9		Thomas BEDFORD		Suzuki SV650 - AWO Recycling Ltd		
IDEAL LAP TIME : 1:23.950		BEST LAP TIME : 1:24.071		DIFFERENCE : 0.121		
LAP	SECTOR 1	SECTOR 2	LAP TIME	MPH	DIFF	TIME OF DAY
1 -		31.841	1:42.628	69.42	18.557	10:27:45.100
2 -	58.191	30.036	1:28.227	80.75	4.156	10:29:13.327
3 -	55.874	29.986	1:25.860	82.97	1.789	10:30:39.187
4 -	55.618	29.964	1:25.582	83.24	1.511	10:32:04.769
5 -	55.735	29.752	1:25.487	83.34	1.416	10:33:30.256
6 -	55.195	29.480	1:24.675	84.14	0.604	10:34:54.931
7 -	54.470	29.601	1:24.071 (1)	84.74		10:36:19.002
8 -	54.819	29.903	1:24.722	84.09	0.651	10:37:43.724
9 -	54.862	29.563	1:24.425 (2)	84.39	0.354	10:39:08.149
10 -	54.570	29.906	1:24.476 (3)	84.33	0.405	10:40:32.625

BMCRC - MRO Championships 2023 - Rnd 4 @ Donington Park

MRO Minitwins & BMCRC Rookie Minitwins

RACE 4 - SECTOR ANALYSIS



SECTOR 1 = FL to I1, SECTOR 2 = I1 to FL, DIFF = Difference To Personal Best Lap, P = Crossed Finish Line in Pit Lane, D = Time Disallowed

P25 27 RMT Jack BETTIS			Suzuki SV650 - NB Toolmaking			
IDEAL LAP TIME : 1:20.843			BEST LAP TIME : 1:21.354		DIFFERENCE : 0.511	
LAP	SECTOR 1	SECTOR 2	LAP TIME	MPH	DIFF	TIME OF DAY
1 -		1:08.807	2:09.773	54.90	48.419	10:28:12.245
2 -	56.341	29.050	1:25.391	83.43	4.037	10:29:37.636
3 -	55.167	28.836	1:24.003	84.81	2.649	10:31:01.639
4 -	54.094	28.324	1:22.418	86.44	1.064	10:32:24.057
5 -	53.666	28.374	1:22.040	86.84	0.686	10:33:46.097
6 -	53.627	28.251	1:21.878	87.01	0.524	10:35:07.975
7 -	53.016	28.606	1:21.622 (2)	87.28	0.268	10:36:29.597
8 -	53.475	28.400	1:21.875 (3)	87.01	0.521	10:37:51.472
9 -	53.527	27.827	1:21.354 (1)	87.57		10:39:12.826

P26 321 RMT Illia ZHURAVEL			Suzuki SV650 -			
IDEAL LAP TIME : 1:25.965			BEST LAP TIME : 1:26.009		DIFFERENCE : 0.044	
LAP	SECTOR 1	SECTOR 2	LAP TIME	MPH	DIFF	TIME OF DAY
1 -		31.345	1:38.835	72.08	12.826	10:27:41.307
2 -	56.953	29.945	1:26.898	81.98	0.889	10:29:08.205
3 -	57.541	31.984	1:29.525	79.58	3.516	10:30:37.730
4 -	56.459	30.059	1:26.518 (3)	82.34	0.509	10:32:04.248
5 -	56.732	29.515	1:26.247 (2)	82.60	0.238	10:33:30.495
6 -	56.450	29.559	1:26.009 (1)	82.83		10:34:56.504
7 -	56.488	34.536	1:31.024	78.27	5.015	10:36:27.528
8 -	57.973	30.687	1:28.660	80.35	2.651	10:37:56.188
9 -	57.669	31.115	1:28.784	80.24	2.775	10:39:24.972

P27 82 RMT Dan HART			Suzuki SV650 -			
IDEAL LAP TIME : 1:25.355			BEST LAP TIME : 1:26.279		DIFFERENCE : 0.924	
LAP	SECTOR 1	SECTOR 2	LAP TIME	MPH	DIFF	TIME OF DAY
1 -		30.846	1:36.301	73.98	10.022	10:27:38.773
2 -	56.794	31.309	1:28.103 (3)	80.86	1.824	10:29:06.876
3 -	58.484	31.873	1:30.357	78.84	4.078	10:30:37.233
4 -	55.612	30.667	1:26.279 (1)	82.57		10:32:03.512
5 -	56.128	30.359	1:26.487 (2)	82.37	0.208	10:33:29.999
6 -	57.602	30.846	1:28.448	80.55	2.169	10:34:58.447
7 -	54.996	42.154	1:37.150	73.33	10.871	10:36:35.597
8 -	57.295	30.809	1:28.104	80.86	1.825	10:38:03.701
9 -	56.173	32.111	1:28.284	80.70	2.005	10:39:31.985

P28 777 RMT Richard HIRST			Suzuki SV650 - Northern Garage conversion			
IDEAL LAP TIME : 1:26.654			BEST LAP TIME : 1:26.777		DIFFERENCE : 0.123	
LAP	SECTOR 1	SECTOR 2	LAP TIME	MPH	DIFF	TIME OF DAY
1 -		31.618	1:41.507	70.18	14.730	10:27:43.979
2 -	59.450	31.156	1:30.606	78.63	3.829	10:29:14.585
3 -	58.535	31.130	1:29.665	79.45	2.888	10:30:44.250
4 -	58.777	30.433	1:29.210	79.86	2.433	10:32:13.460
5 -	58.184	30.268	1:28.452 (3)	80.54	1.675	10:33:41.912
6 -	58.678	30.254	1:28.932	80.11	2.155	10:35:10.844
7 -	57.921	31.335	1:29.256	79.82	2.479	10:36:40.100
8 -	56.785	30.052	1:26.837 (2)	82.04	0.060	10:38:06.937
9 -	56.908	29.869	1:26.777 (1)	82.10		10:39:33.714

BMCRC - MRO Championships 2023 - Rnd 4 @ Donington Park

MRO Minitwins & BMCRC Rookie Minitwins

RACE 4 - SECTOR ANALYSIS



SECTOR 1 = FL to I1, SECTOR 2 = I1 to FL, DIFF = Difference To Personal Best Lap, P = Crossed Finish Line in Pit Lane, D = Time Disallowed

P29 10 RMT Ian LAURIE			Suzuki SV650 -			
IDEAL LAP TIME : 1:28.577		BEST LAP TIME : 1:28.656		DIFFERENCE : 0.079		
LAP	SECTOR 1	SECTOR 2	LAP TIME	MPH	DIFF	TIME OF DAY
1 -		31.682	1:38.923	72.02	10.267	10:27:41.395
2 -	59.167	31.216	1:30.383	78.82	1.727	10:29:11.778
3 -	59.916	32.133	1:32.049	77.40	3.393	10:30:43.827
4 -	59.275	31.377	1:30.652	78.59	1.996	10:32:14.479
5 -	58.434	30.864	1:29.298 (3)	79.78	0.642	10:33:43.777
6 -	57.996	30.660	1:28.656 (1)	80.36		10:35:12.433
7 -	58.455	31.249	1:29.704	79.42	1.048	10:36:42.137
8 -	58.561	31.521	1:30.082	79.09	1.426	10:38:12.219
9 -	57.917	30.753	1:28.670 (2)	80.35	0.014	10:39:40.889

P30 8 Stuart ALBON			Suzuki SV650 - Winter Sun Skydiving			
IDEAL LAP TIME : 1:33.488		BEST LAP TIME : 1:33.935		DIFFERENCE : 0.447		
LAP	SECTOR 1	SECTOR 2	LAP TIME	MPH	DIFF	TIME OF DAY
1 -		32.869	1:43.073	69.12	9.138	10:27:45.545
2 -	1:01.399	33.463	1:34.862 (2)	75.10	0.927	10:29:20.407
3 -	1:03.632	33.986	1:37.618	72.98	3.683	10:30:58.025
4 -	1:03.407	32.408	1:35.815	74.35	1.880	10:32:33.840
5 -	1:02.613	33.482	1:36.095	74.14	2.160	10:34:09.935
6 -	1:01.080	32.855	1:33.935 (1)	75.84		10:35:43.870
7 -	1:01.674	33.537	1:35.211 (3)	74.83	1.276	10:37:19.081
8 -	1:02.211	33.540	1:35.751	74.40	1.816	10:38:54.832
9 -	1:03.948	33.966	1:37.914	72.76	3.979	10:40:32.746

P31 215 RMT Alan HAZLEHURST			Suzuki SV650 -			
IDEAL LAP TIME : 1:37.870		BEST LAP TIME : 1:37.870		DIFFERENCE : 0.000		
LAP	SECTOR 1	SECTOR 2	LAP TIME	MPH	DIFF	TIME OF DAY
1 -		34.992	1:50.457	64.50	12.587	10:27:52.929
2 -	1:06.238	34.398	1:40.636	70.79	2.766	10:29:33.565
3 -	1:05.787	34.034	1:39.821	71.37	1.951	10:31:13.386
4 -	1:05.132	33.759	1:38.891	72.04	1.021	10:32:52.277
5 -	1:04.693	34.121	1:38.814 (3)	72.10	0.944	10:34:31.091
6 -	1:04.507	34.092	1:38.599 (2)	72.25	0.729	10:36:09.690
7 -	1:04.846	34.803	1:39.649	71.49	1.779	10:37:49.339
8 -	1:04.306	33.564	1:37.870 (1)	72.79		10:39:27.209

P32 78 Tim FRAMPTON			Suzuki SV650 - K66			
IDEAL LAP TIME : 1:22.201		BEST LAP TIME : 1:22.464		DIFFERENCE : 0.263		
LAP	SECTOR 1	SECTOR 2	LAP TIME	MPH	DIFF	TIME OF DAY
1 -		30.020	1:32.958	76.64	10.494	10:27:35.430
2 -	54.957	29.482	1:24.439	84.37	1.975	10:28:59.869
3 -	54.767	29.263	1:24.030	84.78	1.566	10:30:23.899
4 -	53.638	29.021	1:22.659 (2)	86.19	0.195	10:31:46.558
5 -	54.376	29.168	1:23.544	85.28	1.080	10:33:10.102
6 -	53.867	29.347	1:23.214 (3)	85.61	0.750	10:34:33.316
7 -	54.638	28.701	1:23.339	85.48	0.875	10:35:56.655
8 -	53.500	28.964	1:22.464 (1)	86.39		10:37:19.119

P33 909 RMT James WOODROFFE			Suzuki SV650 -			
IDEAL LAP TIME : 1:26.289		BEST LAP TIME : 1:26.787		DIFFERENCE : 0.498		
LAP	SECTOR 1	SECTOR 2	LAP TIME	MPH	DIFF	TIME OF DAY
1 -		31.335	1:37.062	73.40	10.275	10:27:39.534
2 -	56.485	30.665	1:27.150 (3)	81.75	0.363	10:29:06.684
3 -	57.349	30.481	1:27.830	81.11	1.043	10:30:34.514
4 -	57.449	30.229	1:27.678	81.25	0.891	10:32:02.192
5 -	56.849	30.254	1:27.103 (2)	81.79	0.316	10:33:29.295
6 -	56.983	29.804	1:26.787 (1)	82.09		10:34:56.082

BMCRC - MRO Championships 2023 - Rnd 4 @ Donington Park

MRO Minitwins & BMCRC Rookie Minitwins

RACE 4 - BEST SECTORS

SECTOR 1				SECTOR 2				IDEAL / BEST COMPARISON				
POS	NO	NAME	TIME	NO	NAME	TIME	POS	NO	NAME	IDEAL	BEST	DIFF
									PERFECT LAP	1:17.210		
1	58	KILLWORTH	50.205	55	REYNOLDS	27.005	1	58	KILLWORTH	1:17.312	1:17.584	0.272
2	55	REYNOLDS	50.354	58	KILLWORTH	27.107	2	55	REYNOLDS	1:17.359	1:17.589	0.230
3	5	MANTELL	50.358	5	MANTELL	27.151	3	5	MANTELL	1:17.509	1:17.937	0.428
4	3	ARBON	50.475	22	DOWDS	27.237	4	22	DOWDS	1:17.794	1:17.875	0.081
5	19	LILLEY	50.493	19	LILLEY	27.346	5	19	LILLEY	1:17.839	1:18.032	0.193
6	22	DOWDS	50.557	3	ARBON	27.408	6	3	ARBON	1:17.883	1:18.389	0.506
7	21	FINNIS	50.988	34	JOHNSON	27.516	7	99	ELLIS	1:18.754	1:19.154	0.400
8	99	ELLIS	51.032	910	GOWER	27.569	8	66	BAKER	1:18.869	1:19.205	0.336
9	66	BAKER	51.047	99	ELLIS	27.722	9	21	FINNIS	1:18.967	1:18.992	0.025
10	15	SVENSEN	51.850	81	MAY	27.731	10	910	GOWER	1:19.542	1:19.913	0.371
11	70	HALL	51.856	66	BAKER	27.822	11	81	MAY	1:19.639	1:19.639	0.000
12	81	MAY	51.908	27	BETTIS	27.827	12	34	JOHNSON	1:19.715	1:19.715	0.000
13	910	GOWER	51.973	15	SVENSEN	27.958	13	15	SVENSEN	1:19.808	1:20.300	0.492
14	34	JOHNSON	52.199	21	FINNIS	27.979	14	70	HALL	1:19.994	1:20.234	0.240
15	67	HARVEY	52.346	71	CLUNE	28.004	15	67	HARVEY	1:20.488	1:20.717	0.229
16	73	LECOQ	52.403	70	HALL	28.138	16	73	LECOQ	1:20.568	1:20.878	0.310
17	6	COOPER	52.443	67	HARVEY	28.142	17	6	COOPER	1:20.726	1:21.007	0.281
18	71	CLUNE	52.827	73	LECOQ	28.165	18	71	CLUNE	1:20.831	1:20.954	0.123
19	27	BETTIS	53.016	6	COOPER	28.283	19	27	BETTIS	1:20.843	1:21.354	0.511
20	45	QUINCE	53.020	138	JARMIN	28.340	20	45	QUINCE	1:21.410	1:21.549	0.139
21	127	CHAM	53.295	45	QUINCE	28.390	21	167	SMITH	1:21.825	1:21.825	0.000
22	167	SMITH	53.316	167	SMITH	28.509	22	138	JARMIN	1:21.854	1:21.854	0.000
23	78	FRAMPTON	53.500	93	BOTTO	28.619	23	127	CHAM	1:22.000	1:22.000	0.000
24	138	JARMIN	53.514	78	FRAMPTON	28.701	24	78	FRAMPTON	1:22.201	1:22.464	0.263
25	93	BOTTO	53.615	127	CHAM	28.705	25	93	BOTTO	1:22.234	1:22.271	0.037
26	9	BEDFORD	54.470	9	BEDFORD	29.480	26	9	BEDFORD	1:23.950	1:24.071	0.121
27	82	HART	54.996	321	ZHURAVEL	29.515	27	82	HART	1:25.355	1:26.279	0.924
28	321	ZHURAVEL	56.450	909	WOODROFFE	29.804	28	321	ZHURAVEL	1:25.965	1:26.009	0.044
29	909	WOODROFFE	56.485	777	HIRST	29.869	29	909	WOODROFFE	1:26.289	1:26.787	0.498
30	777	HIRST	56.785	82	HART	30.359	30	777	HIRST	1:26.654	1:26.777	0.123
31	10	LAURIE	57.917	10	LAURIE	30.660	31	10	LAURIE	1:28.577	1:28.656	0.079
32	8	ALBON	1:01.080	8	ALBON	32.408	32	8	ALBON	1:33.488	1:33.935	0.447
33	215	HAZLEHURST	1:04.306	215	HAZLEHURST	33.564	33	215	HAZLEHURST	1:37.870	1:37.870	0.000
34												

BMCRC - MRO Championships 2023 - Rnd 4 @ Donington Park

MRO Minitwins & BMCRC Rookie Minitwins

RACE 4 - STATISTICS

Competitors Started	33
Planned Start	2023-06-04 @ 10:25:00.000
Actual Start	2023-06-04 @ 10:26:02.472
Finish Time	2023-06-04 @ 10:39:11.419
Track Length	1.9790mi.
Total Laps	316
Total Distance Covered	625.3852mi.

Session Fastest Lap History

NO	CL	NAME	LAP TIME	TIME OF DAY	LAP	VEHICLE
55		John REYNOLDS	1:19.441	10:28:43.790	2	Suzuki SV650
5		Barry MANTELL	1:19.424	10:28:44.210	2	Suzuki SV650 S
58		Stacey KILLWORTH	1:19.005	10:28:44.253	2	Suzuki SV650
19		Kevin LILLEY	1:18.988	10:30:05.031	3	Suzuki SV650
55		John REYNOLDS	1:18.416	10:31:21.744	4	Suzuki SV650
22		Darren DOWDS	1:18.069	10:31:22.285	4	Suzuki SV650
19		Kevin LILLEY	1:18.032	10:31:23.064	4	Suzuki SV650
5		Barry MANTELL	1:17.937	10:34:00.029	6	Suzuki SV650 S
58		Stacey KILLWORTH	1:17.621	10:35:18.133	7	Suzuki SV650
55		John REYNOLDS	1:17.589	10:37:53.370	9	Suzuki SV650
58		Stacey KILLWORTH	1:17.584	10:37:53.614	9	Suzuki SV650

Session Leader History

NO	CL	NAME	FROM LAP	LAPS LED	DISTANCE	VEHICLE
55		John REYNOLDS	1	10	19.75 miles	Suzuki SV650

Flag History

TYPE	TIME OF DAY
GREEN	10:26:02.472
FINISH	10:39:11.419

Flag Statistics

TYPE	COUNT	TOTAL LAPS	TOTAL TIME
Green	1	10	14:38.429
Red	0	0	0.000
Safety Car	0	0	0.000
FCY	0	0	0.000

BMCRC - MRO Championships 2023 - Rnd 4 @ Donington Park

MRO Minitwins & BMCRC Rookie Minitwins

RACE 4 - STATISTICS

CLASS :

20 Starters

Fastest Lap History

NO	NAME	LAP TIME	TIME OF DAY	LAP	VEHICLE
55	John REYNOLDS	1:19.441	10:28:43.790	2	Suzuki SV650
5	Barry MANTELL	1:19.424	10:28:44.210	2	Suzuki SV650 S
58	Stacey KILLWORTH	1:19.005	10:28:44.253	2	Suzuki SV650
19	Kevin LILLEY	1:18.988	10:30:05.031	3	Suzuki SV650
55	John REYNOLDS	1:18.416	10:31:21.744	4	Suzuki SV650
22	Darren DOWDS	1:18.069	10:31:22.285	4	Suzuki SV650
19	Kevin LILLEY	1:18.032	10:31:23.064	4	Suzuki SV650
5	Barry MANTELL	1:17.937	10:34:00.029	6	Suzuki SV650 S
58	Stacey KILLWORTH	1:17.621	10:35:18.133	7	Suzuki SV650
55	John REYNOLDS	1:17.589	10:37:53.370	9	Suzuki SV650
58	Stacey KILLWORTH	1:17.584	10:37:53.614	9	Suzuki SV650

Leader History

NO	NAME	FROM LAP	LAPS LED	DISTANCE	VEHICLE
55	John REYNOLDS	1	10	19.75 miles	Suzuki SV650

BMCRC - MRO Championships 2023 - Rnd 4 @ Donington Park

MRO Minitwins & BMCRC Rookie Minitwins

RACE 4 - STATISTICS

CLASS : RMT

13 Starters

Fastest Lap History

NO	NAME	LAP TIME	TIME OF DAY	LAP	VEHICLE
21	Toby FINNIS	1:19.369	10:28:46.689	2	Suzuki SV650
21	Toby FINNIS	1:18.992	10:30:05.649	3	Suzuki SV650

Leader History

NO	NAME	FROM LAP	LAPS LED	DISTANCE	VEHICLE
21	Toby FINNIS	1	10	19.75 miles	Suzuki SV650

BMCRC - MRO Championships 2023 - Rnd 4 @ Donington Park



MRO Minitwins & BMCRC Rookie Minitwins

RACE 15 - GRID (10 Laps)

ROW 12	36	63 Stephen PERFITT	35	660 Mitch DUCRAN	34	215 Alan HAZLEHURST	1:37.870
ROW 11			33	8 Stuart ALBON	32	10 Ian LAURIE	1:33.935 1:28.656 1:26.787
ROW 10			30	777 Richard HIRST	29	82 Dan HART	1:26.777 1:26.279 1:26.009
ROW 9			27	9 Thomas BEDFORD	26	78 Tim FRAMPTON	1:24.071 1:22.464 1:22.271
ROW 8			24	127 Matthew CHAM	23	138 Craig JARMIN	1:22.000 1:21.854 1:21.825
ROW 7			21	45 Terence QUINCE	20	27 Jack BETTIS	1:21.549 1:21.354 1:21.007
ROW 6			18	71 Colin CLUNE	17	73 Esteban LECOQ	1:20.954 1:20.878 1:20.717
ROW 5			15	15 James SVENSEN	14	70 Colin HALL	1:20.300 1:20.234 1:19.913
ROW 4			12	34 Andrew JOHNSON	11	81 Malvern MAY	1:19.715 1:19.639 1:19.205
ROW 3			9	99 Lee ELLIS	8	21 Toby FINNIS	1:19.154 1:18.992
ROW 2			6	3 Oliver ARBON	5	19 Kevin LILLEY	1:18.389 1:18.032 1:17.937
ROW 1			3	22 Darren DOWDS	2	55 John REYNOLDS	1:17.875 1:17.589 1:17.584
					1	58 Stacey KILLWORTH	
							Pole

Donington Park National: 1.9790 miles

These results are provisional until the conclusion of any judicial and technical matters.

Clerk Of Course :	Stewards :	Timekeeper : Richard Evans
-------------------	------------	----------------------------

Results can be found at www.tsl-timing.com

Printed - 10:43 Sunday, 04 June 2023



BMCRC - MRO Championships 2023 - Rnd 4 @ Donington Park



MRO Minitwins & BMCRC Rookie Minitwins

RACE 15 - CLASSIFICATION

POS	NO	CL	PIC NAME	ENTRY	LAPS	TIME	GAP	DIFF	MPH	BEST	ON
1	55		1 John REYNOLDS	Suzuki SV650 - Fins Motorcycles	10	12:56.323			91.59	1:16.825	8
2	1		2 David TWYFORD	Suzuki SV650 - MHP, IMP Racing B team	10	12:57.109	0.786	0.786	91.50	1:16.247	10
3	22		3 Darren DOWDS	Suzuki SV650 - Sublime DSG Ltd	10	13:03.731	7.408	6.622	90.73	1:17.206	4
4	58		4 Stacey KILLWORTH	Suzuki SV650 - Greenplant/Everns	10	13:03.824	7.501	0.093	90.72	1:17.143	4
5	5		5 Barry MANTELL	Suzuki SV650 S - Swedish Car Connection	10	13:10.998	14.675	7.174	89.89	1:17.961	3
6	3		6 Oliver ARBON	Suzuki SV650 - TT Plumbing and Heating	10	13:15.407	19.084	4.409	89.40	1:18.644	7
7	19		7 Kevin LILLEY	Suzuki SV650 - Trafalgar Cleaning Eqpt. / Steve Jorr	10	13:20.577	24.254	5.170	88.82	1:19.042	2
8	66		8 Nik BAKER	Suzuki SV650 - K66, DMR customs	10	13:23.198	26.875	2.621	88.53	1:18.775	4
9	21	RMT	1 Toby FINNIS	Suzuki SV650 - NOKA RACING - PRIME/TWT	10	13:28.708	32.385	5.510	87.93	1:19.749	2
10	81		9 Malvern MAY	Suzuki SV650 - IMP racing	10	13:30.384	34.061	1.676	87.74	1:19.249	9
11	910	RMT	2 Harry GOWER	Suzuki SV650 - RightGear Motorcycles	10	13:30.436	34.113	0.052	87.74	1:19.117	8
12	34		10 Andrew JOHNSON	Suzuki SV650 - Rose & Charlie Racing	10	13:30.453	34.130	0.017	87.74	1:19.998	9
13	73		11 Esteban LECOQ	Suzuki SV650 SK5 - Lifesafety Motorsport	10	13:30.581	34.258	0.128	87.72	1:19.615	9
14	15	RMT	3 James SVENSEN	Suzuki SV650S - Tom Svensen Racing	10	13:31.514	35.191	0.933	87.62	1:19.637	9
15	6		12 Martin COOPER	Suzuki SV650 - Epic Racing	10	13:43.044	46.721	11.530	86.39	1:21.067	4
16	70		13 Colin HALL	Suzuki SV650 -	10	13:45.448	49.125	2.404	86.14	1:21.043	10
17	71		14 Colin CLUNE	Suzuki SV650 -	10	13:45.534	49.211	0.086	86.13	1:20.798	10
18	27	RMT	4 Jack BETTIS	Suzuki SV650 - NB Toolmaking	10	13:52.968	56.645	7.434	85.36	1:21.346	10
19	45		15 Terence QUINCE	Suzuki SV650 - K&Q, HM Racing, Titan-x	10	13:53.161	56.838	0.193	85.34	1:20.861	8
20	67	RMT	5 Simon HARVEY	Suzuki SV650 -	10	13:53.514	57.191	0.353	85.31	1:21.948	10
21	127	RMT	6 Matthew CHAM	Ducati Monster 696 -	10	13:53.867	57.544	0.353	85.27	1:21.382	10
22	138		16 Craig JARMIN	Suzuki SV650 - SK PreP	10	13:54.477	58.154	0.610	85.21	1:21.452	10
23	93		17 Tony BOTTO	Suzuki SV650 - TB Motorcycles	10	14:06.927	1:10.604	12.450	83.96	1:23.174	8
24	167	RMT	7 Terry SMITH	Suzuki SV650 - IMP Racing	10	14:07.015	1:10.692	0.088	83.95	1:22.930	8
25	78		18 Tim FRAMPTON	Suzuki SV650 - K66	9	12:55.734	1 Lap	1 Lap	82.48	1:23.944	3
26	9		19 Thomas BEDFORD	Suzuki SV650 - AWO Recycling Ltd	9	12:56.572	1 Lap	0.838	82.39	1:24.756	9
27	321	RMT	8 Illia ZHURAVEL	Suzuki SV650 -	9	13:11.103	1 Lap	14.531	80.88	1:25.170	5
28	777	RMT	9 Richard HIRST	Suzuki SV650 - Northern Garage conversion	9	13:13.496	1 Lap	2.393	80.63	1:26.350	8
29	82	RMT	10 Dan HART	Suzuki SV650 -	9	13:25.297	1 Lap	11.801	79.45	1:26.434	8
30	10	RMT	11 Ian LAURIE	Suzuki SV650 -	9	13:37.427	1 Lap	12.130	78.27	1:28.927	4
31	215	RMT	12 Alan HAZLEHURST	Suzuki SV650 -	8	13:20.189	2 Laps	1 Lap	71.05	1:37.718	8
32	8		20 Stuart ALBON	Suzuki SV650 - Winter Sun Skydiving	8	13:34.289	2 Laps	14.100	69.82	1:37.325	5

NOT CLASSIFIED

DNF	99		Lee ELLIS	Suzuki SV650 - ATP Motorsport	5	6:41.392	5 Laps	3 Laps	88.40	1:18.740	2
-----	----	--	-----------	-------------------------------	---	----------	--------	--------	-------	----------	---

FASTEST LAP

	1		David TWYFORD	Suzuki SV650 - MHP, IMP Racing B team	10	1:16.247			93.44 mph	150.37 kph	
	910	RMT	Harry GOWER	Suzuki SV650 - RightGear Motorcycles	8	1:19.117			90.05 mph	144.92 kph	

Class - 92.5% of Race Speed = 84.72 mph
 Class RMT - 92.5% of Race Speed = 81.33 mph

Weather / Track : Sunny / Dry

These results are provisional until the conclusion of any judicial and technical matters.

Race Distance: 10 Laps / 19.79 miles
 Donington Park National: 1.9790 miles
 Date: 04/06/2023 Start: 14:42 Finish: 14:55

Clerk Of Course :	Stewards :	Timekeeper : Richard Evans
-------------------	------------	----------------------------

Results can be found at www.tsl-timing.com

Printed - 14:57 Sunday, 04 June 2023



BMCRC - MRO Championships 2023 - Rnd 4 @ Donington Park

MRO Minitwins & BMCRC Rookie Minitwins

RACE 15 - LAP CHART

LAP 1 @ 14:43:57.403

NO	BEHIND	LAP TIME
55		1:20.942
22	1.370	1:22.312
58	1.576	1:22.518
5	1.695	1:22.637
1	1.781	1:22.723
19	2.711	1:23.653
3	2.919	1:23.861
99	3.358	1:24.300
66	3.849	1:24.791
21	3.955	1:24.897
81	5.060	1:26.002
15	5.224	1:26.166
910	5.302	1:26.244
34	5.373	1:26.315
6	6.115	1:27.057
70	6.355	1:27.297
73	7.388	1:28.330
45	8.462	1:29.404
67	8.985	1:29.927
127	9.477	1:30.419
71	9.559	1:30.501
138	10.267	1:31.209
27	10.353	1:31.295
93	11.016	1:31.958
167	11.102	1:32.044
9	12.533	1:33.475
321	12.924	1:33.866
78	13.430	1:34.372
777	14.527	1:35.469
10	15.477	1:36.419
82	17.870	1:38.812
8	23.406	1:44.348
215	26.949	1:47.891

LAP 2 @ 14:45:15.011

NO	BEHIND	LAP TIME
55		1:17.608
22	1.429	1:17.667
1	1.516	1:17.343
58	1.850	1:17.882
5	2.780	1:18.693
3	4.073	1:18.762
19	4.145	1:19.042
99	4.490	1:18.740
66	5.612	1:19.371
21	6.096	1:19.749
15	8.067	1:20.451
34	8.268	1:20.503
910	8.811	1:21.117
81	9.693	1:22.241
6	9.885	1:21.378
73	10.731	1:20.951
70	11.204	1:22.457
71	14.404	1:22.453
67	14.829	1:23.452
45	15.400	1:24.546
27	15.614	1:22.869
127	16.145	1:24.276
138	16.233	1:23.574
93	17.221	1:23.813
167	17.680	1:24.186
9	20.361	1:25.436
78	21.581	1:25.759

321 21.940 1:26.624

777 24.735 1:27.816

10 27.039 1:29.170

82 28.877 1:28.615

8 44.673 1:38.875

215 49.579 1:40.238

LAP 3 @ 14:46:32.173

NO BEHIND LAP TIME

55 1:17.162

1 1.703 1:17.349

58 2.199 1:17.511

22 2.547 1:18.280

5 3.579 1:17.961

19 6.184 1:19.201

3 6.428 1:19.517

99 6.562 1:19.234

66 7.236 1:18.786

21 9.239 1:20.305

34 11.287 1:20.181

15 11.409 1:20.504

910 11.813 1:20.164

81 12.650 1:20.119

73 13.652 1:20.083

6 14.275 1:21.552

70 16.415 1:22.373

71 18.654 1:21.412

67 19.854 1:22.187

45 21.263 1:23.025

27 21.452 1:23.000

127 22.261 1:23.278

138 22.353 1:23.282

93 23.599 1:23.540

167 24.440 1:23.922

78 28.363 1:23.944

9 28.478 1:25.279

321 30.091 1:25.313

777 35.324 1:27.751

10 40.109 1:30.232

82 40.628 1:28.913

8 1:06.865 1:39.354

215 1:12.109 1:39.692

LAP 4 @ 14:47:49.505

NO BEHIND LAP TIME

55 1:17.332

1 1.203 1:16.832

58 2.010 1:17.143

22 2.421 1:17.206

5 4.630 1:18.383

3 8.199 1:19.103

19 8.281 1:19.429

99 8.356 1:19.126

66 8.679 1:18.775

21 11.905 1:19.998

34 14.236 1:20.281

910 14.799 1:20.318

15 14.830 1:20.753

81 15.423 1:20.105

73 15.937 1:19.617

6 18.010 1:21.067

70 21.180 1:22.097

71 22.563 1:21.241

67 24.607 1:22.085

45 26.003 1:22.072

27 26.144 1:22.024

138 26.574 1:21.553

127 27.019 1:22.090

93 30.105 1:23.838

167 30.228 1:23.120

78 35.849 1:24.818

9 36.660 1:25.514

321 38.550 1:25.791

777 44.790 1:26.798

10 51.704 1:28.927

82 51.807 1:28.511

LAP 5 @ 14:49:07.251

NO BEHIND LAP TIME

55 1:17.746

1 0.563 1:17.106

58 2.104 1:17.840

22 3.466 1:18.791

5 5.572 1:18.688

19 10.234 1:19.699

3 10.365 1:19.912

99 10.602 1:19.992

8 1 Lap 1:39.244

66 13.109 1:22.176

21 15.049 1:20.890

215 1 Lap 1:38.739

34 16.520 1:20.030

15 17.662 1:20.578

81 18.153 1:20.476

910 18.348 1:21.295

73 18.842 1:20.651

6 21.717 1:21.453

70 24.609 1:21.175

71 26.426 1:21.609

67 28.886 1:22.025

27 30.228 1:21.830

45 31.167 1:22.910

138 31.493 1:22.665

127 32.186 1:22.913

93 36.448 1:24.089

167 36.548 1:24.066

78 42.519 1:24.416

9 44.057 1:25.143

321 45.974 1:25.170

777 54.823 1:27.779

82 1:02.336 1:28.275

10 1:03.448 1:29.490

LAP 6 @ 14:50:24.820

NO BEHIND LAP TIME

55 1:17.569

1 0.305 1:17.311

58 2.637 1:18.102

22 3.558 1:17.661

5 6.929 1:18.926

3 11.555 1:18.759

19 14.318 1:21.653

66 15.875 1:20.335

21 18.492 1:21.012

34 19.854 1:20.903

910 22.155 1:21.376

81 22.247 1:21.663

15 22.401 1:22.308

73 22.576 1:21.303

6 27.927 1:23.779

70 30.375 1:23.335

8 1 Lap 1:37.325

71 30.897 1:22.040

67 34.777 1:23.460

27 35.258 1:22.599

45 36.944 1:23.346

138 37.057 1:23.133

215 1 Lap 1:38.884

127 37.190 1:22.573

93 42.967 1:24.088

167 43.521 1:24.542

78 49.535 1:24.585

9 51.445 1:24.957

321 1:01.857 1:33.452

777 1:05.282 1:28.028

82 1:14.512 1:29.745

10 1:16.201 1:30.322

LAP 7 @ 14:51:41.884

NO BEHIND LAP TIME

55 1:17.064

1 0.431 1:17.190

22 4.035 1:17.541

58 4.397 1:18.824

5 8.273 1:18.408

3 13.135 1:18.644

19 16.336 1:19.082

66 18.547 1:19.736

21 21.576 1:20.148

34 23.377 1:20.587

81 25.169 1:19.986

910 25.795 1:20.704

73 26.064 1:20.552

15 26.238 1:20.901

6 32.624 1:21.761

71 35.531 1:21.698

70 36.002 1:22.691

27 40.680 1:22.486

67 40.828 1:23.115

138 42.658 1:22.665

45 43.171 1:23.291

127 43.792 1:23.666

93 50.757 1:24.854

167 51.549 1:25.092

8 1 Lap 1:39.381

215 1 Lap 1:38.726

78 58.839 1:26.368

9 59.565 1:25.184

321 1:12.483 1:27.690

777 1:15.102 1:26.884

LAP 8 @ 14:52:58.709

NO BEHIND LAP TIME

55 1:16.825

1 0.579 1:16.973

22 5.251 1:18.041

58 5.469 1:17.897

BMCRC - MRO Championships 2023 - Rnd 4 @ Donington Park

MRO Minitwins & BMCRC Rookie Minitwins

RACE 15 - LAP CHART

82	1 Lap	1:26.797
21	32.385	1:21.918
81	34.061	1:20.655
910	34.113	1:20.394
34	34.130	1:21.210
73	34.258	1:19.686
15	35.191	1:20.268
8	2 Laps	1:57.563
10	1 Lap	1:31.401
6	46.721	1:21.677
70	49.125	1:21.043
71	49.211	1:20.798
27	56.645	1:21.346
45	56.838	1:22.053
67	57.191	1:21.948
127	57.544	1:21.382
138	58.154	1:21.452
93	1:10.604	1:23.609
167	1:10.692	1:23.507

BMCRC - MRO Championships 2023 - Rnd 4 @ Donington Park

MRO Minitwins & BMCRC Rookie Minitwins

RACE 15 - POSITION CHART

No	Name	Lap Pos												
			1	2	3	4	5	6	7	8	9	10		
58	KILLWORTH	1	55	55	55	55	55	55	55	55	55	55	55	55
55	REYNOLDS	2	22	22	1	1	1	1	1	1	1	1	1	1
22	DOWDS	3	58	1	58	58	58	58	22	22	22	22	22	22
5	MANTELL	4	5	58	22	22	22	22	22	58	58	58	58	58
19	LILLEY	5	1	5	5	5	5	5	5	5	5	5	5	5
3	ARBON	6	19	3	19	3	19	3	3	3	3	3	3	3
1	TWYFORD	7	3	19	3	19	3	19	19	19	19	19	19	19
21	FINNIS	8	99	99	99	99	99	99	66	66	66	66	66	66
99	ELLIS	9	66	66	66	66	66	21	21	21	21	21	21	21
66	BAKER	10	21	21	21	21	21	34	34	34	34	34	81	81
81	MAY	11	81	15	34	34	34	910	81	910	81	910	81	910
34	JOHNSON	12	15	34	15	910	15	81	910	81	910	81	910	34
910	GOWER	13	910	910	910	15	81	15	73	73	73	73	73	73
70	HALL	14	34	81	81	81	910	73	15	15	15	15	15	15
15	SVENSEN	15	6	6	73	73	73	6	6	6	6	6	6	6
67	HARVEY	16	70	73	6	6	6	70	71	71	70	70	70	70
73	LECOQ	17	73	70	70	70	70	71	70	70	71	71	71	71
71	CLUNE	18	45	71	71	71	71	67	27	67	45	45	27	27
6	COOPER	19	67	67	67	67	67	27	67	27	67	67	45	45
27	BETTIS	20	127	45	45	45	27	45	138	45	27	67	67	67
45	QUINCE	21	71	27	27	27	45	138	45	138	127	127	127	127
167	SMITH	22	138	127	127	138	138	127	127	127	138	138	138	138
138	JARMIN	23	27	138	138	127	127	93	93	93	93	93	93	93
127	CHAM	24	93	93	93	93	93	167	167	167	167	167	167	167
93	BOTTO	25	167	167	167	167	167	78	78	78	78	78	78	78
78	FRAMPTON	26	9	9	78	78	78	9	9	9	9	9	9	9
9	BEDFORD	27	321	78	9	9	9	321	321	321	321	321	321	321
321	ZHURAVEL	28	78	321	321	321	321	777	777	777	777	777	777	777
82	HART	29	777	777	777	777	777	82	82	82	82	82	82	82
777	HIRST	30	10	10	10	10	82	10	10	10	10	10	10	10
10	LAURIE	31	82	82	82	82	10	8	8	215	215	215	215	215
8	ALBON	32	8	8	8	8	8	215	215	8	8	8	8	8
215	HAZLEHURST	33	215	215	215	215	215	215	215	215	215	215	215	215

BMCRC - MRO Championships 2023 - Rnd 4 @ Donington Park

MRO Minitwins & BMCRC Rookie Minitwins

RACE 15 - SECTOR ANALYSIS



SECTOR 1 = FL to I1, SECTOR 2 = I1 to FL, DIFF = Difference To Personal Best Lap, P = Crossed Finish Line in Pit Lane, D = Time Disallowed

P1 55		John REYNOLDS		Suzuki SV650 - Fins Motorcycles		
IDEAL LAP TIME : 1:16.698		BEST LAP TIME : 1:16.825		DIFFERENCE : 0.127		
LAP	SECTOR 1	SECTOR 2	LAP TIME	MPH	DIFF	TIME OF DAY
1 -		26.980	1:20.942	88.02	4.117	14:43:57.403
2 -	50.607	27.001	1:17.608	91.80	0.783	14:45:15.011
3 -	50.202	26.960	1:17.162	92.33	0.337	14:46:32.173
4 -	50.391	26.941	1:17.332	92.13	0.507	14:47:49.505
5 -	50.956	26.790	1:17.746	91.63	0.921	14:49:07.251
6 -	50.887	26.682	1:17.569	91.84	0.744	14:50:24.820
7 -	50.232	26.832	1:17.064 (3)	92.45	0.239	14:51:41.884
8 -	50.135	26.690	1:16.825 (1)	92.73		14:52:58.709
9 -	50.347	26.763	1:17.110	92.39	0.285	14:54:15.819
10 -	50.016	26.949	1:16.965 (2)	92.56	0.140	14:55:32.784

P2 1		David TWYFORD		Suzuki SV650 - MHP, IMP Racing B team		
IDEAL LAP TIME : 1:16.247		BEST LAP TIME : 1:16.247		DIFFERENCE : 0.000		
LAP	SECTOR 1	SECTOR 2	LAP TIME	MPH	DIFF	TIME OF DAY
1 -		27.311	1:22.723	86.12	6.476	14:43:59.184
2 -	50.569	26.774	1:17.343	92.11	1.096	14:45:16.527
3 -	49.826	27.523	1:17.349	92.11	1.102	14:46:33.876
4 -	49.738	27.094	1:16.832 (2)	92.73	0.585	14:47:50.708
5 -	50.079	27.027	1:17.106	92.40	0.859	14:49:07.814
6 -	50.023	27.288	1:17.311	92.15	1.064	14:50:25.125
7 -	50.109	27.081	1:17.190	92.30	0.943	14:51:42.315
8 -	50.095	26.878	1:16.973 (3)	92.56	0.726	14:52:59.288
9 -	50.332	27.703	1:18.035	91.30	1.788	14:54:17.323
10 -	49.501	26.746	1:16.247 (1)	93.44		14:55:33.570

P3 22		Darren DOWDS		Suzuki SV650 - Sublime DSG Ltd		
IDEAL LAP TIME : 1:17.054		BEST LAP TIME : 1:17.206		DIFFERENCE : 0.152		
LAP	SECTOR 1	SECTOR 2	LAP TIME	MPH	DIFF	TIME OF DAY
1 -		27.353	1:22.312	86.55	5.106	14:43:58.773
2 -	50.326	27.341	1:17.667	91.73	0.461	14:45:16.440
3 -	50.985	27.295	1:18.280	91.01	1.074	14:46:34.720
4 -	50.026	27.180	1:17.206 (1)	92.28		14:47:51.926
5 -	51.763	27.028	1:18.791	90.42	1.585	14:49:10.717
6 -	50.364	27.297	1:17.661 (3)	91.74	0.455	14:50:28.378
7 -	50.206	27.335	1:17.541 (2)	91.88	0.335	14:51:45.919
8 -	50.793	27.248	1:18.041	91.29	0.835	14:53:03.960
9 -	50.388	27.399	1:17.787	91.59	0.581	14:54:21.747
10 -	50.991	27.454	1:18.445	90.82	1.239	14:55:40.192

P4 58		Stacey KILLWORTH		Suzuki SV650 - Greenplant/Everns		
IDEAL LAP TIME : 1:17.063		BEST LAP TIME : 1:17.143		DIFFERENCE : 0.080		
LAP	SECTOR 1	SECTOR 2	LAP TIME	MPH	DIFF	TIME OF DAY
1 -		27.850	1:22.518	86.34	5.375	14:43:58.979
2 -	50.499	27.383	1:17.882	91.47	0.739	14:45:16.861
3 -	50.180	27.331	1:17.511 (2)	91.91	0.368	14:46:34.372
4 -	49.881	27.262	1:17.143 (1)	92.35		14:47:51.515
5 -	50.658	27.182	1:17.840 (3)	91.52	0.697	14:49:09.355
6 -	50.484	27.618	1:18.102	91.22	0.959	14:50:27.457
7 -	50.866	27.958	1:18.824	90.38	1.681	14:51:46.281
8 -	50.675	27.222	1:17.897	91.46	0.754	14:53:04.178
9 -	50.384	27.599	1:17.983	91.36	0.840	14:54:22.161
10 -	50.792	27.332	1:18.124	91.19	0.981	14:55:40.285

BMCRC - MRO Championships 2023 - Rnd 4 @ Donington Park

MRO Minitwins & BMCRC Rookie Minitwins

RACE 15 - SECTOR ANALYSIS



SECTOR 1 = FL to I1, SECTOR 2 = I1 to FL, DIFF = Difference To Personal Best Lap, P = Crossed Finish Line in Pit Lane, D = Time Disallowed

P5		5		Barry MANTELL		Suzuki SV650 S - Swedish Car Connection	
IDEAL LAP TIME : 1:17.831		BEST LAP TIME : 1:17.961		DIFFERENCE : 0.130			
LAP	SECTOR 1	SECTOR 2	LAP TIME	MPH	DIFF	TIME OF DAY	
1 -		27.439	1:22.637	86.21	4.676	14:43:59.098	
2 -	51.039	27.654	1:18.693	90.53	0.732	14:45:17.791	
3 -	50.575	27.386	1:17.961 (1)	91.38		14:46:35.752	
4 -	51.047	27.336	1:18.383 (2)	90.89	0.422	14:47:54.135	
5 -	51.086	27.602	1:18.688	90.54	0.727	14:49:12.823	
6 -	51.156	27.770	1:18.926	90.26	0.965	14:50:31.749	
7 -	50.868	27.540	1:18.408 (3)	90.86	0.447	14:51:50.157	
8 -	51.194	27.598	1:18.792	90.42	0.831	14:53:08.949	
9 -	51.329	27.256	1:18.585	90.66	0.624	14:54:27.534	
10 -	52.004	27.921	1:19.925	89.14	1.964	14:55:47.459	

P6		3		Oliver ARBON		Suzuki SV650 - TT Plumbing and Heating	
IDEAL LAP TIME : 1:18.432		BEST LAP TIME : 1:18.644		DIFFERENCE : 0.212			
LAP	SECTOR 1	SECTOR 2	LAP TIME	MPH	DIFF	TIME OF DAY	
1 -		27.831	1:23.861	84.95	5.217	14:44:00.322	
2 -	51.104	27.658	1:18.762	90.45	0.118	14:45:19.084	
3 -	51.460	28.057	1:19.517	89.59	0.873	14:46:38.601	
4 -	51.153	27.950	1:19.103	90.06	0.459	14:47:57.704	
5 -	51.055	28.857	1:19.912	89.15	1.268	14:49:17.616	
6 -	51.212	27.547	1:18.759	90.46	0.115	14:50:36.375	
7 -	51.058	27.586	1:18.644 (1)	90.59		14:51:55.019	
8 -	50.969	27.722	1:18.691 (3)	90.53	0.047	14:53:13.710	
9 -	51.205	27.463	1:18.668 (2)	90.56	0.024	14:54:32.378	
10 -	51.748	27.742	1:19.490	89.62	0.846	14:55:51.868	

P7		19		Kevin LILLEY		Suzuki SV650 - Trafalgar Cleaning Eqpt. / Steve Jordan Motorcy	
IDEAL LAP TIME : 1:18.908		BEST LAP TIME : 1:19.042		DIFFERENCE : 0.134			
LAP	SECTOR 1	SECTOR 2	LAP TIME	MPH	DIFF	TIME OF DAY	
1 -		27.988	1:23.653	85.16	4.611	14:44:00.114	
2 -	51.053	27.989	1:19.042 (1)	90.13		14:45:19.156	
3 -	51.210	27.991	1:19.201 (3)	89.95	0.159	14:46:38.357	
4 -	51.213	28.216	1:19.429	89.69	0.387	14:47:57.786	
5 -	51.219	28.480	1:19.699	89.39	0.657	14:49:17.485	
6 -	51.845	29.808	1:21.653	87.25	2.611	14:50:39.138	
7 -	50.920	28.162	1:19.082 (2)	90.09	0.040	14:51:58.220	
8 -	51.352	28.064	1:19.416	89.71	0.374	14:53:17.636	
9 -	51.178	28.110	1:19.288	89.85	0.246	14:54:36.924	
10 -	52.096	28.018	1:20.114	88.93	1.072	14:55:57.038	

P8		66		Nik BAKER		Suzuki SV650 - K66, DMR customs	
IDEAL LAP TIME : 1:18.728		BEST LAP TIME : 1:18.775		DIFFERENCE : 0.047			
LAP	SECTOR 1	SECTOR 2	LAP TIME	MPH	DIFF	TIME OF DAY	
1 -		28.369	1:24.791	84.02	6.016	14:44:01.252	
2 -	51.544	27.827	1:19.371 (3)	89.76	0.596	14:45:20.623	
3 -	51.059	27.727	1:18.786 (2)	90.43	0.011	14:46:39.409	
4 -	51.001	27.774	1:18.775 (1)	90.44		14:47:58.184	
5 -	51.966	30.210	1:22.176	86.69	3.401	14:49:20.360	
6 -	51.943	28.392	1:20.335	88.68	1.560	14:50:40.695	
7 -	51.837	27.899	1:19.736	89.35	0.961	14:52:00.431	
8 -	52.243	27.826	1:20.069	88.98	1.294	14:53:20.500	
9 -	51.308	28.071	1:19.379	89.75	0.604	14:54:39.879	
10 -	51.582	28.198	1:19.780	89.30	1.005	14:55:59.659	

BMCRC - MRO Championships 2023 - Rnd 4 @ Donington Park

MRO Minitwins & BMCRC Rookie Minitwins

RACE 15 - SECTOR ANALYSIS



SECTOR 1 = FL to I1, SECTOR 2 = I1 to FL, DIFF = Difference To Personal Best Lap, P = Crossed Finish Line in Pit Lane, D = Time Disallowed

P9		21 RMT		Toby FINNIS		Suzuki SV650 - NOKA RACING - PRIME/TWT	
IDEAL LAP TIME : 1:19.749		BEST LAP TIME : 1:19.749		DIFFERENCE : 0.000			
LAP	SECTOR 1	SECTOR 2	LAP TIME	MPH	DIFF	TIME OF DAY	
1 -		27.834	1:24.897	83.92	5.148	14:44:01.358	
2 -	51.946	27.803	1:19.749 (1)	89.33		14:45:21.107	
3 -	52.135	28.170	1:20.305	88.71	0.556	14:46:41.412	
4 -	51.949	28.049	1:19.998 (3)	89.06	0.249	14:48:01.410	
5 -	52.188	28.702	1:20.890	88.07	1.141	14:49:22.300	
6 -	52.724	28.288	1:21.012	87.94	1.263	14:50:43.312	
7 -	52.142	28.006	1:20.148	88.89	0.399	14:52:03.460	
8 -	51.962	27.810	1:19.772 (2)	89.31	0.023	14:53:23.232	
9 -	52.089	27.930	1:20.019	89.03	0.270	14:54:43.251	
10 -	53.673	28.245	1:21.918	86.97	2.169	14:56:05.169	

P10		81		Malvern MAY		Suzuki SV650 - IMP racing	
IDEAL LAP TIME : 1:19.249		BEST LAP TIME : 1:19.249		DIFFERENCE : 0.000			
LAP	SECTOR 1	SECTOR 2	LAP TIME	MPH	DIFF	TIME OF DAY	
1 -		28.474	1:26.002	82.84	6.753	14:44:02.463	
2 -	53.654	28.587	1:22.241	86.63	2.992	14:45:24.704	
3 -	52.036	28.083	1:20.119	88.92	0.870	14:46:44.823	
4 -	51.876	28.229	1:20.105	88.94	0.856	14:48:04.928	
5 -	52.224	28.252	1:20.476	88.53	1.227	14:49:25.404	
6 -	53.025	28.638	1:21.663	87.24	2.414	14:50:47.067	
7 -	51.724	28.262	1:19.986 (3)	89.07	0.737	14:52:07.053	
8 -	51.564	28.324	1:19.888 (2)	89.18	0.639	14:53:26.941	
9 -	51.237	28.012	1:19.249 (1)	89.90		14:54:46.190	
10 -	52.209	28.446	1:20.655	88.33	1.406	14:56:06.845	

P11		910 RMT		Harry GOWER		Suzuki SV650 - RightGear Motorcycles	
IDEAL LAP TIME : 1:18.842		BEST LAP TIME : 1:19.117		DIFFERENCE : 0.275			
LAP	SECTOR 1	SECTOR 2	LAP TIME	MPH	DIFF	TIME OF DAY	
1 -		28.367	1:26.244	82.61	7.127	14:44:02.705	
2 -	53.113	28.004	1:21.117	87.83	2.000	14:45:23.822	
3 -	52.461	27.703	1:20.164 (3)	88.87	1.047	14:46:43.986	
4 -	52.440	27.878	1:20.318	88.70	1.201	14:48:04.304	
5 -	53.047	28.248	1:21.295	87.63	2.178	14:49:25.599	
6 -	52.917	28.459	1:21.376	87.55	2.259	14:50:46.975	
7 -	52.624	28.080	1:20.704	88.28	1.587	14:52:07.679	
8 -	51.384	27.733	1:19.117 (1)	90.05		14:53:26.796	
9 -	52.249	27.458	1:19.707 (2)	89.38	0.590	14:54:46.503	
10 -	52.108	28.286	1:20.394	88.62	1.277	14:56:06.897	

P12		34		Andrew JOHNSON		Suzuki SV650 - Rose & Charlie Racing	
IDEAL LAP TIME : 1:19.890		BEST LAP TIME : 1:19.998		DIFFERENCE : 0.108			
LAP	SECTOR 1	SECTOR 2	LAP TIME	MPH	DIFF	TIME OF DAY	
1 -		27.987	1:26.315	82.54	6.317	14:44:02.776	
2 -	52.696	27.807	1:20.503	88.50	0.505	14:45:23.279	
3 -	52.083	28.098	1:20.181 (3)	88.85	0.183	14:46:43.460	
4 -	52.401	27.880	1:20.281	88.74	0.283	14:48:03.741	
5 -	52.173	27.857	1:20.030 (2)	89.02	0.032	14:49:23.771	
6 -	52.601	28.302	1:20.903	88.06	0.905	14:50:44.674	
7 -	52.544	28.043	1:20.587	88.40	0.589	14:52:05.261	
8 -	52.381	28.064	1:20.445	88.56	0.447	14:53:25.706	
9 -	52.184	27.814	1:19.998 (1)	89.06		14:54:45.704	
10 -	52.674	28.536	1:21.210	87.73	1.212	14:56:06.914	

BMCRC - MRO Championships 2023 - Rnd 4 @ Donington Park

MRO Minitwins & BMCRC Rookie Minitwins

RACE 15 - SECTOR ANALYSIS



SECTOR 1 = FL to I1, SECTOR 2 = I1 to FL, DIFF = Difference To Personal Best Lap, P = Crossed Finish Line in Pit Lane, D = Time Disallowed

P13 73		Esteban LECOQ		Suzuki SV650 SK5 - Lifesafety Motorsport		
IDEAL LAP TIME : 1:19.351		BEST LAP TIME : 1:19.615		DIFFERENCE : 0.264		
LAP	SECTOR 1	SECTOR 2	LAP TIME	MPH	DIFF	TIME OF DAY
1 -		28.246	1:28.330	80.65	8.715	14:44:04.791
2 -	52.639	28.312	1:20.951	88.01	1.336	14:45:25.742
3 -	52.125	27.958	1:20.083	88.96	0.468	14:46:45.825
4 -	51.736	27.881	1:19.617 (2)	89.48	0.002	14:48:05.442
5 -	52.532	28.119	1:20.651	88.33	1.036	14:49:26.093
6 -	52.668	28.635	1:21.303	87.63	1.688	14:50:47.396
7 -	52.885	27.667	1:20.552	88.44	0.937	14:52:07.948
8 -	51.776	28.017	1:19.793	89.28	0.178	14:53:27.741
9 -	51.701	27.914	1:19.615 (1)	89.48		14:54:47.356
10 -	52.036	27.650	1:19.686 (3)	89.40	0.071	14:56:07.042

P14 15 RMT		James SVENSEN		Suzuki SV650S - Tom Svensen Racing		
IDEAL LAP TIME : 1:19.637		BEST LAP TIME : 1:19.637		DIFFERENCE : 0.000		
LAP	SECTOR 1	SECTOR 2	LAP TIME	MPH	DIFF	TIME OF DAY
1 -		28.872	1:26.166	82.68	6.529	14:44:02.627
2 -	52.174	28.277	1:20.451	88.55	0.814	14:45:23.078
3 -	52.101	28.403	1:20.504	88.50	0.867	14:46:43.582
4 -	52.499	28.254	1:20.753	88.22	1.116	14:48:04.335
5 -	52.521	28.057	1:20.578	88.41	0.941	14:49:24.913
6 -	53.017	29.291	1:22.308	86.56	2.671	14:50:47.221
7 -	52.821	28.080	1:20.901	88.06	1.264	14:52:08.122
8 -	51.978	27.970	1:19.948 (2)	89.11	0.311	14:53:28.070
9 -	51.802	27.835	1:19.637 (1)	89.46		14:54:47.707
10 -	52.088	28.180	1:20.268 (3)	88.76	0.631	14:56:07.975

P15 6		Martin COOPER		Suzuki SV650 - Epic Racing		
IDEAL LAP TIME : 1:20.713		BEST LAP TIME : 1:21.067		DIFFERENCE : 0.354		
LAP	SECTOR 1	SECTOR 2	LAP TIME	MPH	DIFF	TIME OF DAY
1 -		28.074	1:27.057	81.83	5.990	14:44:03.518
2 -	53.012	28.366	1:21.378 (2)	87.54	0.311	14:45:24.896
3 -	52.737	28.815	1:21.552	87.36	0.485	14:46:46.448
4 -	52.639	28.428	1:21.067 (1)	87.88		14:48:07.515
5 -	52.974	28.479	1:21.453	87.46	0.386	14:49:28.968
6 -	54.138	29.641	1:23.779	85.04	2.712	14:50:52.747
7 -	53.105	28.656	1:21.761	87.13	0.694	14:52:14.508
8 -	53.022	28.384	1:21.406 (3)	87.51	0.339	14:53:35.914
9 -	53.170	28.744	1:21.914	86.97	0.847	14:54:57.828
10 -	53.083	28.594	1:21.677	87.22	0.610	14:56:19.505

P16 70		Colin HALL		Suzuki SV650 -		
IDEAL LAP TIME : 1:20.598		BEST LAP TIME : 1:21.043		DIFFERENCE : 0.445		
LAP	SECTOR 1	SECTOR 2	LAP TIME	MPH	DIFF	TIME OF DAY
1 -		28.512	1:27.297	81.61	6.254	14:44:03.758
2 -	53.426	29.031	1:22.457	86.40	1.414	14:45:26.215
3 -	53.297	29.076	1:22.373	86.49	1.330	14:46:48.588
4 -	53.502	28.595	1:22.097	86.78	1.054	14:48:10.685
5 -	52.876	28.299	1:21.175 (3)	87.76	0.132	14:49:31.860
6 -	54.043	29.292	1:23.335	85.49	2.292	14:50:55.195
7 -	53.364	29.327	1:22.691	86.15	1.648	14:52:17.886
8 -	52.936	28.948	1:21.884	87.00	0.841	14:53:39.770
9 -	52.709	28.387	1:21.096 (2)	87.85	0.053	14:55:00.866
10 -	52.299	28.744	1:21.043 (1)	87.91		14:56:21.909

BMCRC - MRO Championships 2023 - Rnd 4 @ Donington Park

MRO Minitwins & BMCRC Rookie Minitwins

RACE 15 - SECTOR ANALYSIS



SECTOR 1 = FL to I1, SECTOR 2 = I1 to FL, DIFF = Difference To Personal Best Lap, P = Crossed Finish Line in Pit Lane, D = Time Disallowed

P17 71		Colin CLUNE		Suzuki SV650 -		
IDEAL LAP TIME : 1:20.798		BEST LAP TIME : 1:20.798		DIFFERENCE : 0.000		
LAP	SECTOR 1	SECTOR 2	LAP TIME	MPH	DIFF	TIME OF DAY
1 -		28.976	1:30.501	78.72	9.703	14:44:06.962
2 -	53.472	28.981	1:22.453	86.40	1.655	14:45:29.415
3 -	52.944	28.468	1:21.412 (3)	87.51	0.614	14:46:50.827
4 -	52.638	28.603	1:21.241 (2)	87.69	0.443	14:48:12.068
5 -	53.116	28.493	1:21.609	87.30	0.811	14:49:33.677
6 -	53.142	28.898	1:22.040	86.84	1.242	14:50:55.717
7 -	52.993	28.705	1:21.698	87.20	0.900	14:52:17.415
8 -	53.088	29.122	1:22.210	86.66	1.412	14:53:39.625
9 -	53.040	28.532	1:21.572	87.34	0.774	14:55:01.197
10 -	52.511	28.287	1:20.798 (1)	88.17		14:56:21.995

P18 27 RMT		Jack BETTIS		Suzuki SV650 - NB Toolmaking		
IDEAL LAP TIME : 1:21.212		BEST LAP TIME : 1:21.346		DIFFERENCE : 0.134		
LAP	SECTOR 1	SECTOR 2	LAP TIME	MPH	DIFF	TIME OF DAY
1 -		28.837	1:31.295	78.03	9.949	14:44:07.756
2 -	53.397	29.472	1:22.869	85.97	1.523	14:45:30.625
3 -	54.072	28.928	1:23.000	85.83	1.654	14:46:53.625
4 -	53.461	28.563	1:22.024 (3)	86.86	0.678	14:48:15.649
5 -	53.349	28.481	1:21.830 (2)	87.06	0.484	14:49:37.479
6 -	53.546	29.053	1:22.599	86.25	1.253	14:51:00.078
7 -	53.830	28.656	1:22.486	86.37	1.140	14:52:22.564
8 -	54.236	28.556	1:22.792	86.05	1.446	14:53:45.356
9 -	54.256	28.471	1:22.727	86.12	1.381	14:55:08.083
10 -	52.741	28.605	1:21.346 (1)	87.58		14:56:29.429

P19 45		Terence QUINCE		Suzuki SV650 - K&Q, HM Racing, Titan-x		
IDEAL LAP TIME : 1:20.861		BEST LAP TIME : 1:20.861		DIFFERENCE : 0.000		
LAP	SECTOR 1	SECTOR 2	LAP TIME	MPH	DIFF	TIME OF DAY
1 -		28.872	1:29.404	79.69	8.543	14:44:05.865
2 -	54.633	29.913	1:24.546	84.26	3.685	14:45:30.411
3 -	53.966	29.059	1:23.025	85.81	2.164	14:46:53.436
4 -	53.381	28.691	1:22.072	86.80	1.211	14:48:15.508
5 -	54.103	28.807	1:22.910	85.93	2.049	14:49:38.418
6 -	53.387	29.959	1:23.346	85.48	2.485	14:51:01.764
7 -	54.763	28.528	1:23.291	85.53	2.430	14:52:25.055
8 -	52.614	28.247	1:20.861 (1)	88.10		14:53:45.916
9 -	53.270	28.383	1:21.653 (2)	87.25	0.792	14:55:07.569
10 -	53.467	28.586	1:22.053 (3)	86.82	1.192	14:56:29.622

P20 67 RMT		Simon HARVEY		Suzuki SV650 -		
IDEAL LAP TIME : 1:21.449		BEST LAP TIME : 1:21.948		DIFFERENCE : 0.499		
LAP	SECTOR 1	SECTOR 2	LAP TIME	MPH	DIFF	TIME OF DAY
1 -		28.946	1:29.927	79.22	7.979	14:44:06.388
2 -	54.540	28.912	1:23.452	85.37	1.504	14:45:29.840
3 -	53.639	28.548	1:22.187	86.68	0.239	14:46:52.027
4 -	53.158	28.927	1:22.085 (3)	86.79	0.137	14:48:14.112
5 -	53.734	28.291	1:22.025 (2)	86.85	0.077	14:49:36.137
6 -	54.551	28.909	1:23.460	85.36	1.512	14:50:59.597
7 -	54.601	28.514	1:23.115	85.72	1.167	14:52:22.712
8 -	53.757	28.787	1:22.544	86.31	0.596	14:53:45.256
9 -	54.231	28.540	1:22.771	86.07	0.823	14:55:08.027
10 -	53.177	28.771	1:21.948 (1)	86.94		14:56:29.975

BMCRC - MRO Championships 2023 - Rnd 4 @ Donington Park

MRO Minitwins & BMCRC Rookie Minitwins

RACE 15 - SECTOR ANALYSIS



SECTOR 1 = FL to I1, SECTOR 2 = I1 to FL, DIFF = Difference To Personal Best Lap, P = Crossed Finish Line in Pit Lane, D = Time Disallowed

P21 127 RMT Matthew CHAM			Ducati Monster 696 -			
IDEAL LAP TIME : 1:21.007		BEST LAP TIME : 1:21.382		DIFFERENCE : 0.375		
LAP	SECTOR 1	SECTOR 2	LAP TIME	MPH	DIFF	TIME OF DAY
1 -		29.509	1:30.419	78.79	9.037	14:44:06.880
2 -	54.409	29.867	1:24.276	84.53	2.894	14:45:31.156
3 -	53.764	29.514	1:23.278	85.55	1.896	14:46:54.434
4 -	53.741	28.349	1:22.090	86.79	0.708	14:48:16.524
5 -	53.578	29.335	1:22.913	85.92	1.531	14:49:39.437
6 -	53.389	29.184	1:22.573	86.28	1.191	14:51:02.010
7 -	54.916	28.750	1:23.666	85.15	2.284	14:52:25.676
8 -	53.138	28.463	1:21.601 (2)	87.31	0.219	14:53:47.277
9 -	53.195	28.474	1:21.669 (3)	87.23	0.287	14:55:08.946
10 -	52.658	28.724	1:21.382 (1)	87.54		14:56:30.328

P22 138 Craig JARMIN			Suzuki SV650 - SK PreP			
IDEAL LAP TIME : 1:21.144		BEST LAP TIME : 1:21.452		DIFFERENCE : 0.308		
LAP	SECTOR 1	SECTOR 2	LAP TIME	MPH	DIFF	TIME OF DAY
1 -		29.437	1:31.209	78.11	9.757	14:44:07.670
2 -	54.322	29.252	1:23.574	85.24	2.122	14:45:31.244
3 -	53.945	29.337	1:23.282	85.54	1.830	14:46:54.526
4 -	52.996	28.557	1:21.553 (2)	87.36	0.101	14:48:16.079
5 -	53.757	28.908	1:22.665	86.18	1.213	14:49:38.744
6 -	53.266	29.867	1:23.133	85.70	1.681	14:51:01.877
7 -	53.975	28.690	1:22.665	86.18	1.213	14:52:24.542
8 -	52.797	28.884	1:21.681 (3)	87.22	0.229	14:53:46.223
9 -	54.181	29.082	1:23.263	85.56	1.811	14:55:09.486
10 -	53.105	28.347	1:21.452 (1)	87.47		14:56:30.938

P23 93 Tony BOTTO			Suzuki SV650 - TB Motorcycles			
IDEAL LAP TIME : 1:23.143		BEST LAP TIME : 1:23.174		DIFFERENCE : 0.031		
LAP	SECTOR 1	SECTOR 2	LAP TIME	MPH	DIFF	TIME OF DAY
1 -		28.966	1:31.958	77.47	8.784	14:44:08.419
2 -	54.664	29.149	1:23.813	85.00	0.639	14:45:32.232
3 -	54.379	29.161	1:23.540 (2)	85.28	0.366	14:46:55.772
4 -	54.783	29.055	1:23.838	84.98	0.664	14:48:19.610
5 -	54.615	29.474	1:24.089	84.72	0.915	14:49:43.699
6 -	54.873	29.215	1:24.088	84.72	0.914	14:51:07.787
7 -	55.497	29.357	1:24.854	83.96	1.680	14:52:32.641
8 -	54.410	28.764	1:23.174 (1)	85.65		14:53:55.815
9 -	54.967	28.997	1:23.964	84.85	0.790	14:55:19.779
10 -	54.509	29.100	1:23.609 (3)	85.21	0.435	14:56:43.388

P24 167 RMT Terry SMITH			Suzuki SV650 - IMP Racing			
IDEAL LAP TIME : 1:22.830		BEST LAP TIME : 1:22.930		DIFFERENCE : 0.100		
LAP	SECTOR 1	SECTOR 2	LAP TIME	MPH	DIFF	TIME OF DAY
1 -		29.254	1:32.044	77.40	9.114	14:44:08.505
2 -	55.122	29.064	1:24.186	84.62	1.256	14:45:32.691
3 -	54.494	29.428	1:23.922	84.89	0.992	14:46:56.613
4 -	54.393	28.727	1:23.120 (2)	85.71	0.190	14:48:19.733
5 -	54.803	29.263	1:24.066	84.75	1.136	14:49:43.799
6 -	55.262	29.280	1:24.542	84.27	1.612	14:51:08.341
7 -	55.748	29.344	1:25.092	83.72	2.162	14:52:33.433
8 -	54.103	28.827	1:22.930 (1)	85.91		14:53:56.363
9 -	54.745	28.861	1:23.606	85.21	0.676	14:55:19.969
10 -	54.642	28.865	1:23.507 (3)	85.31	0.577	14:56:43.476

BMCRC - MRO Championships 2023 - Rnd 4 @ Donington Park

MRO Minitwins & BMCRC Rookie Minitwins

RACE 15 - SECTOR ANALYSIS



SECTOR 1 = FL to I1, SECTOR 2 = I1 to FL, DIFF = Difference To Personal Best Lap, P = Crossed Finish Line in Pit Lane, D = Time Disallowed

P25 78		Tim FRAMPTON		Suzuki SV650 - K66		
IDEAL LAP TIME : 1:23.874		BEST LAP TIME : 1:23.944		DIFFERENCE : 0.070		
LAP	SECTOR 1	SECTOR 2	LAP TIME	MPH	DIFF	TIME OF DAY
1 -		29.821	1:34.372	75.49	10.428	14:44:10.833
2 -	56.397	29.362	1:25.759	83.07	1.815	14:45:36.592
3 -	54.512	29.432	1:23.944 (1)	84.87		14:47:00.536
4 -	55.245	29.573	1:24.818	83.99	0.874	14:48:25.354
5 -	54.908	29.508	1:24.416 (3)	84.39	0.472	14:49:49.770
6 -	54.917	29.668	1:24.585	84.23	0.641	14:51:14.355
7 -	55.603	30.765	1:26.368	82.49	2.424	14:52:40.723
8 -	57.492	29.970	1:27.462	81.45	3.518	14:54:08.185
9 -	54.518	29.492	1:24.010 (2)	84.80	0.066	14:55:32.195

P26 9		Thomas BEDFORD		Suzuki SV650 - AWO Recycling Ltd		
IDEAL LAP TIME : 1:24.645		BEST LAP TIME : 1:24.756		DIFFERENCE : 0.111		
LAP	SECTOR 1	SECTOR 2	LAP TIME	MPH	DIFF	TIME OF DAY
1 -		29.695	1:33.475	76.21	8.719	14:44:09.936
2 -	55.482	29.954	1:25.436	83.39	0.680	14:45:35.372
3 -	55.209	30.070	1:25.279	83.54	0.523	14:47:00.651
4 -	55.809	29.705	1:25.514	83.31	0.758	14:48:26.165
5 -	55.211	29.932	1:25.143 (3)	83.67	0.387	14:49:51.308
6 -	55.040	29.917	1:24.957 (2)	83.86	0.201	14:51:16.265
7 -	55.162	30.022	1:25.184	83.63	0.428	14:52:41.449
8 -	56.292	30.536	1:26.828	82.05	2.072	14:54:08.277
9 -	54.950	29.806	1:24.756 (1)	84.06		14:55:33.033

P27 321 RMT		Illia ZHURAVEL		Suzuki SV650 -		
IDEAL LAP TIME : 1:24.634		BEST LAP TIME : 1:25.170		DIFFERENCE : 0.536		
LAP	SECTOR 1	SECTOR 2	LAP TIME	MPH	DIFF	TIME OF DAY
1 -		29.688	1:33.866	75.90	8.696	14:44:10.327
2 -	56.433	30.191	1:26.624	82.24	1.454	14:45:36.951
3 -	54.967	30.346	1:25.313 (2)	83.51	0.143	14:47:02.264
4 -	55.660	30.131	1:25.791 (3)	83.04	0.621	14:48:28.055
5 -	55.497	29.673	1:25.170 (1)	83.65		14:49:53.225
6 -	55.966	37.486	1:33.452	76.23	8.282	14:51:26.677
7 -	57.422	30.268	1:27.690	81.24	2.520	14:52:54.367
8 -	56.906	29.667	1:26.573	82.29	1.403	14:54:20.940
9 -	56.547	30.077	1:26.624	82.24	1.454	14:55:47.564

P28 777 RMT		Richard HIRST		Suzuki SV650 - Northern Garage conversion		
IDEAL LAP TIME : 1:26.205		BEST LAP TIME : 1:26.350		DIFFERENCE : 0.145		
LAP	SECTOR 1	SECTOR 2	LAP TIME	MPH	DIFF	TIME OF DAY
1 -		30.485	1:35.469	74.62	9.119	14:44:11.930
2 -	57.596	30.220	1:27.816	81.13	1.466	14:45:39.746
3 -	57.684	30.067	1:27.751	81.19	1.401	14:47:07.497
4 -	56.703	30.095	1:26.798 (3)	82.08	0.448	14:48:34.295
5 -	57.243	30.536	1:27.779	81.16	1.429	14:50:02.074
6 -	57.642	30.386	1:28.028	80.93	1.678	14:51:30.102
7 -	56.749	30.135	1:26.884	82.00	0.534	14:52:56.986
8 -	56.618	29.732	1:26.350 (1)	82.50		14:54:23.336
9 -	57.034	29.587	1:26.621 (2)	82.25	0.271	14:55:49.957

BMCRC - MRO Championships 2023 - Rnd 4 @ Donington Park

MRO Minitwins & BMCRC Rookie Minitwins

RACE 15 - SECTOR ANALYSIS



SECTOR 1 = FL to I1, SECTOR 2 = I1 to FL, DIFF = Difference To Personal Best Lap, P = Crossed Finish Line in Pit Lane, D = Time Disallowed

P29 82 RMT Dan HART			Suzuki SV650 -			
IDEAL LAP TIME : 1:26.434		BEST LAP TIME : 1:26.434		DIFFERENCE : 0.000		
LAP	SECTOR 1	SECTOR 2	LAP TIME	MPH	DIFF	TIME OF DAY
1 -		31.423	1:38.812	72.10	12.378	14:44:15.273
2 -	57.521	31.094	1:28.615	80.39	2.181	14:45:43.888
3 -	57.709	31.204	1:28.913	80.13	2.479	14:47:12.801
4 -	57.989	30.522	1:28.511	80.49	2.077	14:48:41.312
5 -	57.198	31.077	1:28.275 (3)	80.70	1.841	14:50:09.587
6 -	57.251	32.494	1:29.745	79.38	3.311	14:51:39.332
7 -	59.034	30.161	1:29.195	79.87	2.761	14:53:08.527
8 -	56.775	29.659	1:26.434 (1)	82.42		14:54:34.961
9 -	56.779	30.018	1:26.797 (2)	82.08	0.363	14:56:01.758

P30 10 RMT Ian LAURIE			Suzuki SV650 -			
IDEAL LAP TIME : 1:28.614		BEST LAP TIME : 1:28.927		DIFFERENCE : 0.313		
LAP	SECTOR 1	SECTOR 2	LAP TIME	MPH	DIFF	TIME OF DAY
1 -		30.559	1:36.419	73.89	7.492	14:44:12.880
2 -	58.337	30.833	1:29.170 (2)	79.89	0.243	14:45:42.050
3 -	58.753	31.479	1:30.232	78.95	1.305	14:47:12.282
4 -	58.100	30.827	1:28.927 (1)	80.11		14:48:41.209
5 -	58.569	30.921	1:29.490	79.61	0.563	14:50:10.699
6 -	59.025	31.297	1:30.322	78.88	1.395	14:51:41.021
7 -	1:00.647	31.543	1:32.190	77.28	3.263	14:53:13.211
8 -	58.055	31.221	1:29.276 (3)	79.80	0.349	14:54:42.487
9 -	59.594	31.807	1:31.401	77.94	2.474	14:56:13.888

P31 215 RMT Alan HAZLEHURST			Suzuki SV650 -			
IDEAL LAP TIME : 1:37.718		BEST LAP TIME : 1:37.718		DIFFERENCE : 0.000		
LAP	SECTOR 1	SECTOR 2	LAP TIME	MPH	DIFF	TIME OF DAY
1 -		34.170	1:47.891	66.03	10.173	14:44:24.352
2 -	1:06.047	34.191	1:40.238	71.07	2.520	14:46:04.590
3 -	1:05.709	33.983	1:39.692	71.46	1.974	14:47:44.282
4 -	1:05.108	33.631	1:38.739	72.15	1.021	14:49:23.021
5 -	1:04.627	34.257	1:38.884	72.05	1.166	14:51:01.905
6 -	1:04.663	34.063	1:38.726 (3)	72.16	1.008	14:52:40.631
7 -	1:04.682	33.619	1:38.301 (2)	72.47	0.583	14:54:18.932
8 -	1:04.341	33.377	1:37.718 (1)	72.91		14:55:56.650

P32 8 Stuart ALBON			Suzuki SV650 - Winter Sun Skydiving			
IDEAL LAP TIME : 1:36.579		BEST LAP TIME : 1:37.325		DIFFERENCE : 0.746		
LAP	SECTOR 1	SECTOR 2	LAP TIME	MPH	DIFF	TIME OF DAY
1 -		35.585	1:44.348	68.27	7.023	14:44:20.809
2 -	1:04.026	34.849	1:38.875 (3)	72.05	1.550	14:45:59.684
3 -	1:04.947	34.407	1:39.354	71.70	2.029	14:47:39.038
4 -	1:05.449	33.795	1:39.244	71.78	1.919	14:49:18.282
5 -	1:04.189	33.136	1:37.325 (1)	73.20		14:50:55.607
6 -	1:04.703	34.678	1:39.381	71.69	2.056	14:52:34.988
7 -	1:03.443	34.756	1:38.199 (2)	72.55	0.874	14:54:13.187
8 -	1:23.169	34.394	1:57.563	60.60	20.238	14:56:10.750

P33 99 Lee ELLIS			Suzuki SV650 - ATP Motorsport			
IDEAL LAP TIME : 1:18.740		BEST LAP TIME : 1:18.740		DIFFERENCE : 0.000		
LAP	SECTOR 1	SECTOR 2	LAP TIME	MPH	DIFF	TIME OF DAY
1 -		27.667	1:24.300	84.51	5.560	14:44:00.761
2 -	51.085	27.655	1:18.740 (1)	90.48		14:45:19.501
3 -	51.267	27.967	1:19.234 (3)	89.91	0.494	14:46:38.735
4 -	51.318	27.808	1:19.126 (2)	90.04	0.386	14:47:57.861
5 -	52.040	27.952	1:19.992	89.06	1.252	14:49:17.853

BMCRC - MRO Championships 2023 - Rnd 4 @ Donington Park

MRO Minitwins & BMCRC Rookie Minitwins

RACE 15 - BEST SECTORS

SECTOR 1			SECTOR 2			IDEAL / BEST COMPARISON						
POS	NO	NAME	TIME	NO	NAME	TIME	POS	NO	NAME	IDEAL	BEST	DIFF
									PERFECT LAP	1:16.183		
1	1	TWYFORD	49.501	55	REYNOLDS	26.682	1	1	TWYFORD	1:16.247	1:16.247	0.000
2	58	KILLWORTH	49.881	1	TWYFORD	26.746	2	55	REYNOLDS	1:16.698	1:16.825	0.127
3	55	REYNOLDS	50.016	22	DOWDS	27.028	3	22	DOWDS	1:17.054	1:17.206	0.152
4	22	DOWDS	50.026	58	KILLWORTH	27.182	4	58	KILLWORTH	1:17.063	1:17.143	0.080
5	5	MANTELL	50.575	5	MANTELL	27.256	5	5	MANTELL	1:17.831	1:17.961	0.130
6	19	LILLEY	50.920	910	GOWER	27.458	6	3	ARBON	1:18.432	1:18.644	0.212
7	3	ARBON	50.969	3	ARBON	27.463	7	66	BAKER	1:18.728	1:18.775	0.047
8	66	BAKER	51.001	73	LECOQ	27.650	8	99	ELLIS	1:18.740	1:18.740	0.000
9	99	ELLIS	51.085	99	ELLIS	27.655	9	910	GOWER	1:18.842	1:19.117	0.275
10	81	MAY	51.237	66	BAKER	27.727	10	19	LILLEY	1:18.908	1:19.042	0.134
11	910	GOWER	51.384	21	FINNIS	27.803	11	81	MAY	1:19.249	1:19.249	0.000
12	73	LECOQ	51.701	34	JOHNSON	27.807	12	73	LECOQ	1:19.351	1:19.615	0.264
13	15	SVENSEN	51.802	15	SVENSEN	27.835	13	15	SVENSEN	1:19.637	1:19.637	0.000
14	21	FINNIS	51.946	19	LILLEY	27.988	14	21	FINNIS	1:19.749	1:19.749	0.000
15	34	JOHNSON	52.083	81	MAY	28.012	15	34	JOHNSON	1:19.890	1:19.998	0.108
16	70	HALL	52.299	6	COOPER	28.074	16	70	HALL	1:20.598	1:21.043	0.445
17	71	CLUNE	52.511	45	QUINCE	28.247	17	6	COOPER	1:20.713	1:21.067	0.354
18	45	QUINCE	52.614	71	CLUNE	28.287	18	71	CLUNE	1:20.798	1:20.798	0.000
19	6	COOPER	52.639	67	HARVEY	28.291	19	45	QUINCE	1:20.861	1:20.861	0.000
20	127	CHAM	52.658	70	HALL	28.299	20	127	CHAM	1:21.007	1:21.382	0.375
21	27	BETTIS	52.741	138	JARMIN	28.347	21	138	JARMIN	1:21.144	1:21.452	0.308
22	138	JARMIN	52.797	127	CHAM	28.349	22	27	BETTIS	1:21.212	1:21.346	0.134
23	67	HARVEY	53.158	27	BETTIS	28.471	23	67	HARVEY	1:21.449	1:21.948	0.499
24	167	SMITH	54.103	167	SMITH	28.727	24	167	SMITH	1:22.830	1:22.930	0.100
25	93	BOTTO	54.379	93	BOTTO	28.764	25	93	BOTTO	1:23.143	1:23.174	0.031
26	78	FRAMPTON	54.512	78	FRAMPTON	29.362	26	78	FRAMPTON	1:23.874	1:23.944	0.070
27	9	BEDFORD	54.950	777	HIRST	29.587	27	321	ZHURAVEL	1:24.634	1:25.170	0.536
28	321	ZHURAVEL	54.967	82	HART	29.659	28	9	BEDFORD	1:24.645	1:24.756	0.111
29	777	HIRST	56.618	321	ZHURAVEL	29.667	29	777	HIRST	1:26.205	1:26.350	0.145
30	82	HART	56.775	9	BEDFORD	29.695	30	82	HART	1:26.434	1:26.434	0.000
31	10	LAURIE	58.055	10	LAURIE	30.559	31	10	LAURIE	1:28.614	1:28.927	0.313
32	8	ALBON	1:03.443	8	ALBON	33.136	32	8	ALBON	1:36.579	1:37.325	0.746
33	215	HAZLEHURST	1:04.341	215	HAZLEHURST	33.377	33	215	HAZLEHURST	1:37.718	1:37.718	0.000

BMCRC - MRO Championships 2023 - Rnd 4 @ Donington Park

MRO Minitwins & BMCRC Rookie Minitwins

RACE 15 - STATISTICS

Competitors Started 33
Planned Start 2023-06-04 @ 14:30:00.000
Actual Start 2023-06-04 @ 14:42:36.460
Finish Time 2023-06-04 @ 14:55:32.783
Track Length 1.9790mi.
Total Laps 315
Total Distance Covered 623.4061mi.

Session Fastest Lap History

NO	CL	NAME	LAP TIME	TIME OF DAY	LAP	VEHICLE
55		John REYNOLDS	1:17.608	14:45:15.022	2	Suzuki SV650
1		David TWYFORD	1:17.343	14:45:16.546	2	Suzuki SV650
55		John REYNOLDS	1:17.162	14:46:32.183	3	Suzuki SV650
1		David TWYFORD	1:16.832	14:47:50.726	4	Suzuki SV650
55		John REYNOLDS	1:16.825	14:52:58.718	8	Suzuki SV650
1		David TWYFORD	1:16.247	14:55:33.589	10	Suzuki SV650

Session Leader History

NO	CL	NAME	FROM LAP	LAPS LED	DISTANCE	VEHICLE
55		John REYNOLDS	1	10	19.75 miles	Suzuki SV650

Flag History

TYPE	TIME OF DAY
GREEN	14:42:36.460
FINISH	14:55:32.783

Flag Statistics

TYPE	COUNT	TOTAL LAPS	TOTAL TIME
Green	1	10	14:50.115
Red	0	0	0.000
Safety Car	0	0	0.000
FCY	0	0	0.000

BMCRC - MRO Championships 2023 - Rnd 4 @ Donington Park

MRO Minitwins & BMCRC Rookie Minitwins

RACE 15 - STATISTICS

CLASS :

21 Starters

Fastest Lap History

NO	NAME	LAP TIME	TIME OF DAY	LAP	VEHICLE
55	John REYNOLDS	1:17.608	14:45:15.022	2	Suzuki SV650
1	David TWYFORD	1:17.343	14:45:16.546	2	Suzuki SV650
55	John REYNOLDS	1:17.162	14:46:32.183	3	Suzuki SV650
1	David TWYFORD	1:16.832	14:47:50.726	4	Suzuki SV650
55	John REYNOLDS	1:16.825	14:52:58.718	8	Suzuki SV650
1	David TWYFORD	1:16.247	14:55:33.589	10	Suzuki SV650

Leader History

NO	NAME	FROM LAP	LAPS LED	DISTANCE	VEHICLE
55	John REYNOLDS	1	10	19.75 miles	Suzuki SV650

BMCRC - MRO Championships 2023 - Rnd 4 @ Donington Park

MRO Minitwins & BMCRC Rookie Minitwins

RACE 15 - STATISTICS

CLASS : RMT

12 Starters

Fastest Lap History

NO	NAME	LAP TIME	TIME OF DAY	LAP	VEHICLE
21	Toby FINNIS	1:19.749	14:45:21.130	2	Suzuki SV650
910	Harry GOWER	1:19.117	14:53:26.818	8	Suzuki SV650

Leader History

NO	NAME	FROM LAP	LAPS LED	DISTANCE	VEHICLE
21	Toby FINNIS	1	10	19.75 miles	Suzuki SV650

Kawasaki

*Team
Green*
JUNIOR CUP

ACU TEAM GREEN JUNIOR CUP & SENIOR NINJA SERIES



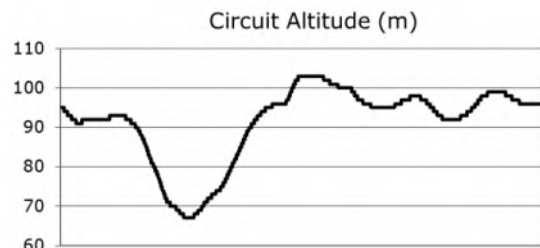
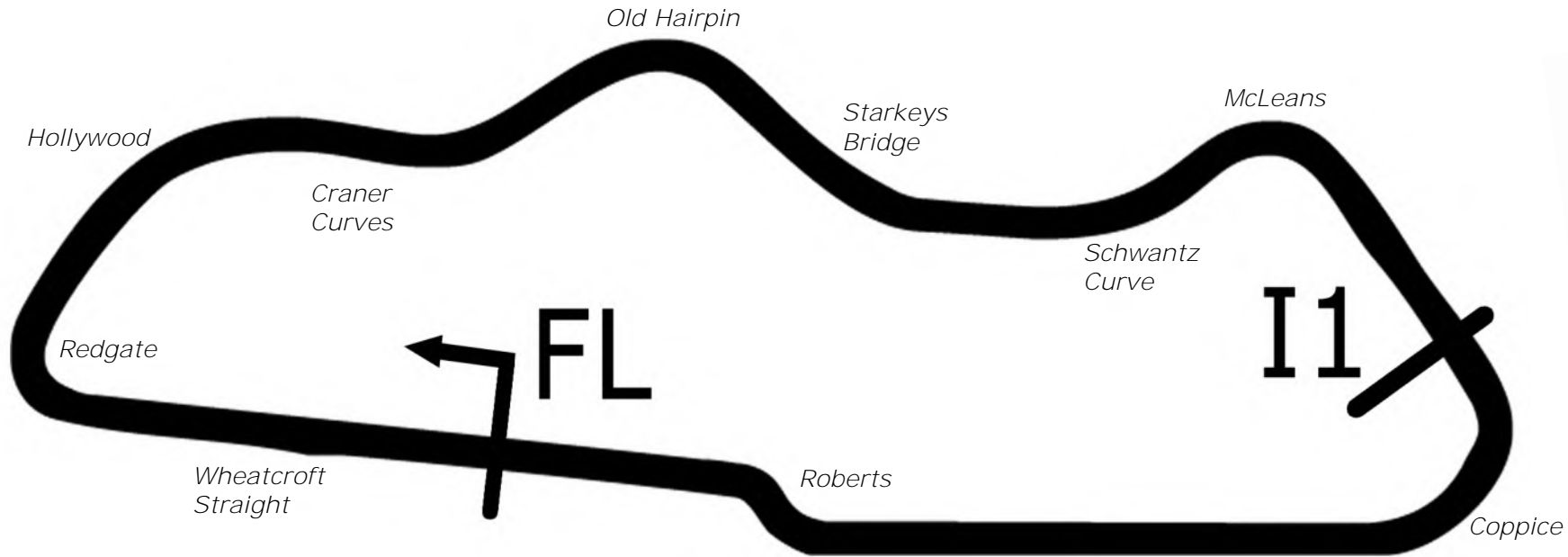
BMCRC-MRO Championships - Round 4
Donington Park National
3rd / 4th June 2023



Timing & Results Provided by Timing Solutions Ltd

www.tsl-timing.com

Donington Park National



Length	1.9790 miles	3185.0 m	
FL		52.82971 N	1.37867 W
I1	2096m	52.82978 N	1.36508 W
Pit Entry	3100m	52.82951 N	1.37832 W
Pit Exit	229m after FL	52.82996 N	1.38205 W
Pit Entry-Pit Exit 256m, 18.4s @50kph, 15.3s @60kph			

All results available at www.tsl-timing.com

BMCRC - MRO Championships 2023 - Rnd 4 @ Donington Park

ACU Team Green Junior Cup & Senior Ninja Series

QUALIFYING - CLASSIFICATION



Kawasaki

POS	NO	CL	PIC NAME	ENTRY	TIME	ON	LAPS	GAP	DIFF	MPH
1	34	S	1 Oliver ARBON	Kawasaki NINJA 400 - TT Plumbing and Heating	1:22.778	4	8			86.06
2	191	J	1 Craig DANCE	Kawasaki NINJA 400 - 2 Brothers Scaffolding	1:23.431	7	8	0.653	0.653	85.39
3	35	J	2 Zack WESTON	Kawasaki NINJA 400 - NW Racing	1:23.777	6	8	0.999	0.346	85.04
4	31	J	3 Robbie PARK	Kawasaki NINJA - The Biltong Banter Box	1:23.784	4	5	1.006	0.007	85.03
5	477	J	4 Kade WATT	Kawasaki NINJA 400 - JMF Contracts	1:24.284	4	8	1.506	0.500	84.53
6	1*	S	2 Phil ATKINSON	Kawasaki NINJA 400 - ROSE MOT/Q Oil Treatments	1:24.329	4	8	1.551	0.045	84.48
7	77	S	3 Joe WHITE	Kawasaki NINJA 400 - Just In Graphics /MZ CONTRAC	1:24.433	6	8	1.655	0.104	84.38
8	27	S	4 Ben BROWN	Kawasaki NINJA - Hunts Motorcycles	1:24.879	3	3	2.101	0.446	83.93
9	18	J	5 George HIGGINS	Kawasaki NINJA 400 - Aztec Racing	1:25.564	4	7	2.786	0.685	83.26
10	65	J	6 Konrad BREESE	Kawasaki NINJA 400 - STIHL Racing	1:25.609	3	8	2.831	0.045	83.22
11	10	S	5 Mike BRUNSDON	Kawasaki NINJA 400 - Parts Europe	1:26.545	3	7	3.767	0.936	82.32
12	45	J	7 Marley MACKENZIE	Kawasaki NINJA - Kirkcaldy Kawasaki, ELPM	1:26.829	3	7	4.051	0.284	82.05
13	141	J	8 Noah GUILLERY	Kawasaki NINJA 300 - MDM-R	1:27.268	5	7	4.490	0.439	81.64
14	99	S	6 Jack WOLFF	Kawasaki NINJA 300 - Nym Technologies Racing	1:27.810	2	7	5.032	0.542	81.13
15	277	S	7 Richard HAYWARD	Kawasaki NINJA 300 - GForce/Hayward R Ltd/SnapOn	1:28.283	2	7	5.505	0.473	80.70
16	400	J	9 Stuart THURTL	Kawasaki NINJA 400 - TeamTortoise Racing	1:28.931	3	7	6.153	0.648	80.11
17	75	J	10 Mason GREASLEY	Kawasaki NINJA 300 - Frame fast	1:29.333	7	7	6.555	0.402	79.75
18	49	J	11 Ralph CROFT	Kawasaki NINJA 300 -	1:30.350	7	7	7.572	1.017	78.85
19	11	J	12 Freddie BATE	Kawasaki NINJA 300 - hartjay	1:32.065	2	7	9.287	1.715	77.38
20	16	J	13 Aleisha LAYTON	Kawasaki NINJA 300 -	1:32.702	4	7	9.924	0.637	76.85
21	54	S	8 Ben SCOTT	Kawasaki NINJA 250 - GI Landscapes VampTech	1:33.931	5	5	11.153	1.229	75.84
22	4	S	9 Nigel FRANKLIN	Kawasaki NINJA 400 -	1:34.332	7	7	11.554	0.401	75.52
23	87	J	14 Sam ATKINSON	Kawasaki NINJA - Major Heat	1:34.767	7	7	11.989	0.435	75.18
24	135	J	15 Jack NEWTON	Kawasaki NINJA 300 -	1:34.790	7	7	12.012	0.023	75.16
25	12*	J	16 Kees RAMSEY	Kawasaki NINJA 400 -	1:40.131	5	6	17.353	5.341	71.15

#1 - Fastest lap removed - Yellow Flag infringement.
 #12 - Low transponder battery - Please charge.

Weather / Track : Sunny / Dry

These results are provisional until the conclusion of any judicial and technical matters.

Donington Park National: 1.9790 miles
 Date: 03/06/2023 Start: 10:54 Finish: 11:05

Clerk Of Course :	Stewards :	Timekeeper : Richard Evans
-------------------	------------	----------------------------

Results can be found at www.tsl-timing.com

Printed - 11:08 Saturday, 03 June 2023



BMCRC - MRO Championships 2023 - Rnd 4 @ Donington Park

ACU Team Green Junior Cup & Senior Ninja Series

QUALIFYING - SECTOR ANALYSIS



SECTOR 1 = FL to I1, SECTOR 2 = I1 to FL, DIFF = Difference To Personal Best Lap, P = Crossed Finish Line in Pit Lane, D = Time Disallowed

P1		34 S		Oliver ARBON		Kawasaki NINJA 400 - TT Plumbing and Heating	
IDEAL LAP TIME : 1:22.527		BEST LAP TIME : 1:22.778		DIFFERENCE : 0.251			
LAP	SECTOR 1	SECTOR 2	LAP TIME	MPH	DIFF	TIME OF DAY	
1 -	57.611	29.696	1:27.307	81.60	4.529	10:56:38.531	
2 -	54.625	30.350	1:24.975	83.84	2.197	10:58:03.506	
3 -	54.816	29.407	1:24.223	84.59	1.445	10:59:27.729	
4 -	53.583	29.195	1:22.778 (1)	86.06		11:00:50.507	
5 -	55.017	30.485	1:25.502	83.32	2.724	11:02:16.009	
6 -	54.970	28.944	1:23.914 (3)	84.90	1.136	11:03:39.923	
7 -	54.803	29.341	1:24.144	84.67	1.366	11:05:04.067	
8 -	53.824	29.213	1:23.037 (2)	85.80	0.259	11:06:27.104	

P2		191 J		Craig DANCE		Kawasaki NINJA 400 - 2 Brothers Scaffolding	
IDEAL LAP TIME : 1:23.431		BEST LAP TIME : 1:23.431		DIFFERENCE : 0.000			
LAP	SECTOR 1	SECTOR 2	LAP TIME	MPH	DIFF	TIME OF DAY	
1 -	57.359	29.883	1:27.242	81.66	3.811	10:56:34.985	
2 -	54.507	29.761	1:24.268	84.54	0.837	10:57:59.253	
3 -	54.360	30.167	1:24.527	84.28	1.096	10:59:23.780	
4 -	54.371	29.415	1:23.786 (2)	85.03	0.355	11:00:47.566	
5 -	54.419	29.527	1:23.946 (3)	84.87	0.515	11:02:11.512	
6 -	54.554	29.515	1:24.069	84.74	0.638	11:03:35.581	
7 -	54.139	29.292	1:23.431 (1)	85.39		11:04:59.012	
8 -	58.092	33.206	1:31.298	78.03	7.867	11:06:30.310	

P3		35 J		Zack WESTON		Kawasaki NINJA 400 - NW Racing	
IDEAL LAP TIME : 1:23.777		BEST LAP TIME : 1:23.777		DIFFERENCE : 0.000			
LAP	SECTOR 1	SECTOR 2	LAP TIME	MPH	DIFF	TIME OF DAY	
1 -	58.315	30.085	1:28.400	80.59	4.623	10:56:29.760	
2 -	55.459	29.750	1:25.209	83.61	1.432	10:57:54.969	
3 -	55.186	29.722	1:24.908 (3)	83.91	1.131	10:59:19.877	
4 -	55.476	29.610	1:25.086	83.73	1.309	11:00:44.963	
5 -	54.794	29.541	1:24.335 (2)	84.48	0.558	11:02:09.298	
6 -	54.426	29.351	1:23.777 (1)	85.04		11:03:33.075	
7 -	56.305	29.821	1:26.126	82.72	2.349	11:04:59.201	
8 -	57.086	31.152	1:28.238	80.74	4.461	11:06:27.439	

P4		31 J		Robbie PARK		Kawasaki NINJA - The Biltong Banter Box	
IDEAL LAP TIME : 1:23.784		BEST LAP TIME : 1:23.784		DIFFERENCE : 0.000			
LAP	SECTOR 1	SECTOR 2	LAP TIME	MPH	DIFF	TIME OF DAY	
1 -	59.821	32.461	1:32.282	77.20	8.498	10:56:35.070	
2 -	55.809	30.333	1:26.142	82.70	2.358	10:58:01.212	
3 -	55.089	29.826	1:24.915 (3)	83.90	1.131	10:59:26.127	
4 -	54.430	29.354	1:23.784 (1)	85.03		11:00:49.911	
5 -	55.085	29.579	1:24.664 (2)	84.15	0.880	11:02:14.575	

P5		477 J		Kade WATT		Kawasaki NINJA 400 - JMF Contracts	
IDEAL LAP TIME : 1:24.284		BEST LAP TIME : 1:24.284		DIFFERENCE : 0.000			
LAP	SECTOR 1	SECTOR 2	LAP TIME	MPH	DIFF	TIME OF DAY	
1 -	59.492	30.861	1:30.353	78.85	6.069	10:56:32.939	
2 -	55.630	30.544	1:26.174	82.67	1.890	10:57:59.113	
3 -	54.881	30.067	1:24.948 (3)	83.87	0.664	10:59:24.061	
4 -	54.632	29.652	1:24.284 (1)	84.53		11:00:48.345	
5 -	54.958	29.776	1:24.734 (2)	84.08	0.450	11:02:13.079	
6 -	55.218	29.752	1:24.970	83.84	0.686	11:03:38.049	
7 -	55.408	30.377	1:25.785	83.05	1.501	11:05:03.834	
8 -	55.052	30.908	1:25.960	82.88	1.676	11:06:29.794	

BMCRC - MRO Championships 2023 - Rnd 4 @ Donington Park

ACU Team Green Junior Cup & Senior Ninja Series

QUALIFYING - SECTOR ANALYSIS



SECTOR 1 = FL to I1, SECTOR 2 = I1 to FL, DIFF = Difference To Personal Best Lap, P = Crossed Finish Line in Pit Lane, D = Time Disallowed

P6		1 S		Phil ATKINSON		Kawasaki NINJA 400 - ROSE MOT/Q Oil Treatments	
IDEAL LAP TIME : 1:24.175		BEST LAP TIME : 1:24.329		DIFFERENCE : 0.154			
LAP	SECTOR 1	SECTOR 2	LAP TIME	MPH	DIFF	TIME OF DAY	
1 -	59.607	31.439	1:31.046	78.25	6.717	10:56:33.247	
2 -	55.252	29.937	1:25.189	83.63	0.860	10:57:58.436	D
3 -	54.900	30.823	1:25.723	83.11	1.394	10:59:24.159	
4 -	54.628	29.701	1:24.329 (1)	84.48		11:00:48.488	
5 -	54.962	29.719	1:24.681	84.13	0.352	11:02:13.169	(3)
6 -	54.927	29.852	1:24.779	84.03	0.450	11:03:37.948	
7 -	1:00.915	30.076	1:30.991	78.30	6.662	11:05:08.939	
8 -	54.830	29.547	1:24.377	84.43	0.048	11:06:33.316	(2)

P7		77 S		Joe WHITE		Kawasaki NINJA 400 - Just In Graphics /MZ CONTRACTS/ Silver	
IDEAL LAP TIME : 1:24.076		BEST LAP TIME : 1:24.433		DIFFERENCE : 0.357			
LAP	SECTOR 1	SECTOR 2	LAP TIME	MPH	DIFF	TIME OF DAY	
1 -	59.999	30.349	1:30.348	78.85	5.915	10:56:32.676	
2 -	55.419	29.893	1:25.312	83.51	0.879	10:57:57.988	
3 -	55.553	30.789	1:26.342	82.51	1.909	10:59:24.330	
4 -	55.775	29.648	1:25.423	83.40	0.990	11:00:49.753	
5 -	55.471	29.759	1:25.230	83.59	0.797	11:02:14.983	(3)
6 -	54.794	29.639	1:24.433 (1)	84.38		11:03:39.416	
7 -	55.581	30.244	1:25.825	83.01	1.392	11:05:05.241	
8 -	54.437	30.735	1:25.172	83.65	0.739	11:06:30.413	(2)

P8		27 S		Ben BROWN		Kawasaki NINJA - Hunts Motorcycles	
IDEAL LAP TIME : 1:24.879		BEST LAP TIME : 1:24.879		DIFFERENCE : 0.000			
LAP	SECTOR 1	SECTOR 2	LAP TIME	MPH	DIFF	TIME OF DAY	
1 -	1:00.132	30.902	1:31.034	78.26	6.155	10:56:33.487	(3)
2 -	55.558	30.672	1:26.230	82.62	1.351	10:57:59.717	(2)
3 -	55.085	29.794	1:24.879 (1)	83.93		10:59:24.596	(1)

P9		18 J		George HIGGINS		Kawasaki NINJA 400 - Aztec Racing	
IDEAL LAP TIME : 1:25.564		BEST LAP TIME : 1:25.564		DIFFERENCE : 0.000			
LAP	SECTOR 1	SECTOR 2	LAP TIME	MPH	DIFF	TIME OF DAY	
1 -	1:00.176	30.879	1:31.055	78.24	5.491	10:56:36.380	
2 -	56.016	30.667	1:26.683	82.19	1.119	10:58:03.063	
3 -	56.867	29.990	1:26.857	82.02	1.293	10:59:29.920	
4 -	55.637	29.927	1:25.564 (1)	83.26		11:00:55.484	
5 -	55.681	30.030	1:25.711	83.12	0.147	11:02:21.195	(2)
6 -	56.120	30.651	1:26.771	82.10	1.207	11:03:47.966	
7 -	56.116	30.266	1:26.382	82.47	0.818	11:05:14.348	(3)

P10		65 J		Konrad BREESE		Kawasaki NINJA 400 - STIHL Racing	
IDEAL LAP TIME : 1:25.450		BEST LAP TIME : 1:25.609		DIFFERENCE : 0.159			
LAP	SECTOR 1	SECTOR 2	LAP TIME	MPH	DIFF	TIME OF DAY	
1 -	1:00.658	30.804	1:31.462	77.89	5.853	10:56:37.809	
2 -	55.648	30.340	1:25.988	82.85	0.379	10:58:03.797	(3)
3 -	55.807	29.802	1:25.609 (1)	83.22		10:59:29.406	(1)
4 -	55.812	30.351	1:26.163	82.68	0.554	11:00:55.569	
5 -	56.170	30.141	1:26.311	82.54	0.702	11:02:21.880	
6 -	55.910	30.726	1:26.636	82.23	1.027	11:03:48.516	
7 -	55.849	30.085	1:25.934	82.90	0.325	11:05:14.450	(2)
8 -	57.994	30.324	1:28.318	80.67	2.709	11:06:42.768	

BMCRC - MRO Championships 2023 - Rnd 4 @ Donington Park

ACU Team Green Junior Cup & Senior Ninja Series

QUALIFYING - SECTOR ANALYSIS



SECTOR 1 = FL to I1, SECTOR 2 = I1 to FL, DIFF = Difference To Personal Best Lap, P = Crossed Finish Line in Pit Lane, D = Time Disallowed

P11 10 S		Mike BRUNSDON		Kawasaki NINJA 400 - Parts Europe			
IDEAL LAP TIME : 1:26.545		BEST LAP TIME : 1:26.545		DIFFERENCE : 0.000			
LAP	SECTOR 1	SECTOR 2	LAP TIME	MPH	DIFF	TIME OF DAY	
1 -	1:02.201	31.536	1:33.737	76.00	7.192	10:56:38.371	
2 -	56.643	30.523	1:27.166 (2)	81.73	0.621	10:58:05.537	
3 -	56.203	30.342	1:26.545 (1)	82.32		10:59:32.082	
4 -	57.258	30.557	1:27.815 (3)	81.13	1.270	11:00:59.897	
5 -	58.265	30.566	1:28.831	80.20	2.286	11:02:28.728	
6 -	58.955	30.813	1:29.768	79.36	3.223	11:03:58.496	
7 -	58.245	31.261	1:29.506	79.59	2.961	11:05:28.002	

P12 45 J		Marley MACKENZIE		Kawasaki NINJA - Kirkcaldy Kawasaki, ELPM			
IDEAL LAP TIME : 1:26.762		BEST LAP TIME : 1:26.829		DIFFERENCE : 0.067			
LAP	SECTOR 1	SECTOR 2	LAP TIME	MPH	DIFF	TIME OF DAY	
1 -	1:01.080	31.497	1:32.577	76.95	5.748	10:56:40.501	
2 -	56.975	30.801	1:27.776 (3)	81.16	0.947	10:58:08.277	
3 -	56.523	30.306	1:26.829 (1)	82.05		10:59:35.106	
4 -	58.419	30.617	1:29.036	80.01	2.207	11:01:04.142	
5 -	57.011	30.549	1:27.560 (2)	81.36	0.731	11:02:31.702	
6 -	56.456	31.672	1:28.128	80.84	1.299	11:03:59.830	
7 -	57.552	30.820	1:28.372	80.62	1.543	11:05:28.202	

P13 141 J		Noah GUILLERY		Kawasaki NINJA 300 - MDM-R			
IDEAL LAP TIME : 1:27.193		BEST LAP TIME : 1:27.268		DIFFERENCE : 0.075			
LAP	SECTOR 1	SECTOR 2	LAP TIME	MPH	DIFF	TIME OF DAY	
1 -	1:01.375	31.054	1:32.429	77.08	5.161	10:56:39.142	
2 -	57.106	31.106	1:28.212	80.76	0.944	10:58:07.354	
3 -	57.070	30.485	1:27.555 (3)	81.37	0.287	10:59:34.909	
4 -	56.989	30.503	1:27.492 (2)	81.43	0.224	11:01:02.401	
5 -	56.708	30.560	1:27.268 (1)	81.64		11:02:29.669	
6 -	58.159	30.898	1:29.057	80.00	1.789	11:03:58.726	
7 -	58.266	30.605	1:28.871	80.16	1.603	11:05:27.597	

P14 99 S		Jack WOLFF		Kawasaki NINJA 300 - Nym Technologies Racing			
IDEAL LAP TIME : 1:27.810		BEST LAP TIME : 1:27.810		DIFFERENCE : 0.000			
LAP	SECTOR 1	SECTOR 2	LAP TIME	MPH	DIFF	TIME OF DAY	
1 -	59.745	31.409	1:31.154	78.16	3.344	10:56:34.394	
2 -	56.901	30.909	1:27.810 (1)	81.13		10:58:02.204	
3 -	57.143	31.059	1:28.202 (2)	80.77	0.392	10:59:30.406	
4 -	57.112	31.892	1:29.004 (3)	80.04	1.194	11:00:59.410	
5 -	57.573	31.452	1:29.025	80.02	1.215	11:02:28.435	
6 -	58.778	32.210	1:30.988	78.30	3.178	11:03:59.423	
7 -	58.103	31.492	1:29.595	79.52	1.785	11:05:29.018	

P15 277 S		Richard HAYWARD		Kawasaki NINJA 300 - GForce/Hayward R Ltd/SnapOn			
IDEAL LAP TIME : 1:27.657		BEST LAP TIME : 1:28.283		DIFFERENCE : 0.626			
LAP	SECTOR 1	SECTOR 2	LAP TIME	MPH	DIFF	TIME OF DAY	
1 -	1:01.307	32.236	1:33.543	76.16	5.260	10:56:42.063	
2 -	56.668	31.615	1:28.283 (1)	80.70		10:58:10.346	
3 -	57.406	31.519	1:28.925 (3)	80.11	0.642	10:59:39.271	
4 -	58.088	30.989	1:29.077	79.98	0.794	11:01:08.348	
5 -	58.111	31.110	1:29.221	79.85	0.938	11:02:37.569	
6 -	58.667	31.233	1:29.900	79.25	1.617	11:04:07.469	
7 -	57.799	31.112	1:28.911 (2)	80.13	0.628	11:05:36.380	

BMCRC - MRO Championships 2023 - Rnd 4 @ Donington Park

ACU Team Green Junior Cup & Senior Ninja Series

QUALIFYING - SECTOR ANALYSIS



SECTOR 1 = FL to I1, SECTOR 2 = I1 to FL, DIFF = Difference To Personal Best Lap, P = Crossed Finish Line in Pit Lane, D = Time Disallowed

P16 400 J		Stuart THURTLE		Kawasaki NINJA 400 - TeamTortoise Racing			
IDEAL LAP TIME : 1:28.924		BEST LAP TIME : 1:28.931		DIFFERENCE : 0.007			
LAP	SECTOR 1	SECTOR 2	LAP TIME	MPH	DIFF	TIME OF DAY	
1 -	1:02.647	32.188	1:34.835	75.12	5.904	10:56:39.868	
2 -	58.303	31.546	1:29.849	79.29	0.918	10:58:09.717	
3 -	57.634	31.297	1:28.931 (1)	80.11		10:59:38.648	
4 -	57.757	31.501	1:29.258 (3)	79.82	0.327	11:01:07.906	
5 -	58.318	31.570	1:29.888	79.26	0.957	11:02:37.794	
6 -	58.732	31.290	1:30.022	79.14	1.091	11:04:07.816	
7 -	57.687	31.384	1:29.071 (2)	79.98	0.140	11:05:36.887	

P17 75 J		Mason GREASLEY		Kawasaki NINJA 300 - Frame fast			
IDEAL LAP TIME : 1:29.333		BEST LAP TIME : 1:29.333		DIFFERENCE : 0.000			
LAP	SECTOR 1	SECTOR 2	LAP TIME	MPH	DIFF	TIME OF DAY	
1 -	1:03.072	31.854	1:34.926	75.05	5.593	10:56:46.358	
2 -	1:00.897	31.763	1:32.660	76.89	3.327	10:58:19.018	
3 -	59.645	31.242	1:30.887	78.39	1.554	10:59:49.905	
4 -	59.000	31.178	1:30.178 (3)	79.00	0.845	11:01:20.083	
5 -	59.140	31.835	1:30.975	78.31	1.642	11:02:51.058	
6 -	58.628	31.233	1:29.861 (2)	79.28	0.528	11:04:20.919	
7 -	58.277	31.056	1:29.333 (1)	79.75		11:05:50.252	

P18 49 J		Ralph CROFT		Kawasaki NINJA 300 -			
IDEAL LAP TIME : 1:29.984		BEST LAP TIME : 1:30.350		DIFFERENCE : 0.366			
LAP	SECTOR 1	SECTOR 2	LAP TIME	MPH	DIFF	TIME OF DAY	
1 -	1:02.581	33.030	1:35.611	74.51	5.261	10:56:45.137	
2 -	59.197	32.331	1:31.528	77.84	1.178	10:58:16.665	
3 -	59.501	32.039	1:31.540	77.83	1.190	10:59:48.205	
4 -	58.868	31.514	1:30.382 (2)	78.82	0.032	11:01:18.587	
5 -	59.478	31.878	1:31.356	77.98	1.006	11:02:49.943	
6 -	58.817	31.631	1:30.448 (3)	78.77	0.098	11:04:20.391	
7 -	59.183	31.167	1:30.350 (1)	78.85		11:05:50.741	

P19 11 J		Freddie BATE		Kawasaki NINJA 300 - hartjay			
IDEAL LAP TIME : 1:32.065		BEST LAP TIME : 1:32.065		DIFFERENCE : 0.000			
LAP	SECTOR 1	SECTOR 2	LAP TIME	MPH	DIFF	TIME OF DAY	
1 -	1:02.408	32.863	1:35.271 (3)	74.78	3.206	10:56:44.282	
2 -	59.968	32.097	1:32.065 (1)	77.38		10:58:16.347	
3 -	1:15.618	35.717	1:51.335	63.99	19.270	11:00:07.682	
4 -	1:02.988	33.406	1:36.394	73.91	4.329	11:01:44.076	
5 -	1:01.057	32.574	1:33.631 (2)	76.09	1.566	11:03:17.707	
6 -	1:05.027	32.863	1:37.890	72.78	5.825	11:04:55.597	
7 -	1:01.024	IN PIT	1:37.993 P	72.70	5.928	11:06:33.590	

P20 16 J		Aleisha LAYTON		Kawasaki NINJA 300 -			
IDEAL LAP TIME : 1:32.633		BEST LAP TIME : 1:32.702		DIFFERENCE : 0.069			
LAP	SECTOR 1	SECTOR 2	LAP TIME	MPH	DIFF	TIME OF DAY	
1 -	1:03.140	33.875	1:37.015	73.43	4.313	10:56:45.796	
2 -	1:02.357	33.350	1:35.707	74.44	3.005	10:58:21.503	
3 -	1:00.367	33.227	1:33.594	76.12	0.892	10:59:55.097	
4 -	1:00.275	32.427	1:32.702 (1)	76.85		11:01:27.799	
5 -	1:00.766	32.556	1:33.322 (2)	76.34	0.620	11:03:01.121	
6 -	1:02.347	32.456	1:34.803	75.15	2.101	11:04:35.924	
7 -	1:01.136	32.358	1:33.494 (3)	76.20	0.792	11:06:09.418	

BMCRC - MRO Championships 2023 - Rnd 4 @ Donington Park

ACU Team Green Junior Cup & Senior Ninja Series

QUALIFYING - SECTOR ANALYSIS



SECTOR 1 = FL to I1, SECTOR 2 = I1 to FL, DIFF = Difference To Personal Best Lap, P = Crossed Finish Line in Pit Lane, D = Time Disallowed

P21 54 S		Ben SCOTT		Kawasaki NINJA 250 - GI Landscapes VampTech			
IDEAL LAP TIME : 1:33.810		BEST LAP TIME : 1:33.931		DIFFERENCE : 0.121			
LAP	SECTOR 1	SECTOR 2	LAP TIME	MPH	DIFF	TIME OF DAY	
1 -	1:04.705	33.352	1:38.057	72.65	4.126	10:56:42.440	
2 -	1:02.739	32.912	1:35.651 (3)	74.48	1.720	10:58:18.091	
3 -	1:01.326	32.623	1:33.949 (2)	75.83	0.018	10:59:52.040	
4 -	1:02.514	33.624	1:36.138	74.10	2.207	11:01:28.178	
5 -	1:01.447	32.484	1:33.931 (1)	75.84		11:03:02.109	

P22 4 S		Nigel FRANKLIN		Kawasaki NINJA 400 -			
IDEAL LAP TIME : 1:34.261		BEST LAP TIME : 1:34.332		DIFFERENCE : 0.071			
LAP	SECTOR 1	SECTOR 2	LAP TIME	MPH	DIFF	TIME OF DAY	
1 -	1:05.152	34.140	1:39.292	71.75	4.960	10:56:45.228	
2 -	1:02.680	33.099	1:35.779	74.38	1.447	10:58:21.007	
3 -	1:02.124	33.192	1:35.316 (3)	74.74	0.984	10:59:56.323	
4 -	1:02.364	33.354	1:35.718	74.43	1.386	11:01:32.041	
5 -	1:01.786	33.000	1:34.786 (2)	75.16	0.454	11:03:06.827	
6 -	1:02.744	32.774	1:35.518	74.58	1.186	11:04:42.345	
7 -	1:01.487	32.845	1:34.332 (1)	75.52		11:06:16.677	

P23 87 J		Sam ATKINSON		Kawasaki NINJA - Major Heat			
IDEAL LAP TIME : 1:34.767		BEST LAP TIME : 1:34.767		DIFFERENCE : 0.000			
LAP	SECTOR 1	SECTOR 2	LAP TIME	MPH	DIFF	TIME OF DAY	
1 -	1:04.680	33.830	1:38.510	72.32	3.743	10:56:50.475	
2 -	1:04.668	33.359	1:38.027	72.68	3.260	10:58:28.502	
3 -	1:03.623	34.614	1:38.237	72.52	3.470	11:00:06.739	
4 -	1:03.144	33.547	1:36.691 (3)	73.68	1.924	11:01:43.430	
5 -	1:02.676	33.350	1:36.026 (2)	74.19	1.259	11:03:19.456	
6 -	1:04.047	34.042	1:38.089	72.63	3.322	11:04:57.545	
7 -	1:01.760	33.007	1:34.767 (1)	75.18		11:06:32.312	

P24 135 J		Jack NEWTON		Kawasaki NINJA 300 -			
IDEAL LAP TIME : 1:34.035		BEST LAP TIME : 1:34.790		DIFFERENCE : 0.755			
LAP	SECTOR 1	SECTOR 2	LAP TIME	MPH	DIFF	TIME OF DAY	
1 -	1:05.968	34.156	1:40.124	71.15	5.334	10:56:51.226	
2 -	1:03.510	34.302	1:37.812	72.84	3.022	10:58:29.038	
3 -	1:03.704	34.493	1:38.197	72.55	3.407	11:00:07.235	
4 -	1:03.130	33.830	1:36.960 (3)	73.48	2.170	11:01:44.195	
5 -	1:02.316	33.409	1:35.725 (2)	74.42	0.935	11:03:19.920	
6 -	1:03.931	33.386	1:37.317	73.21	2.527	11:04:57.237	
7 -	1:00.649	34.141	1:34.790 (1)	75.16		11:06:32.027	

P25 12 J		Kees RAMSEY		Kawasaki NINJA 400 -			
IDEAL LAP TIME : 1:40.131		BEST LAP TIME : 1:40.131		DIFFERENCE : 0.000			
LAP	SECTOR 1	SECTOR 2	LAP TIME	MPH	DIFF	TIME OF DAY	
1 -	1:11.577	37.293	1:48.870	65.44	8.739	10:57:04.789	
2 -	1:08.571	35.567	1:44.138	68.41	4.007	10:58:48.927	
3 -	1:06.444	35.154	1:41.598 (3)	70.12	1.467	11:00:30.525	
4 -	1:05.955	34.707	1:40.662 (2)	70.77	0.531	11:02:11.187	
5 -	1:05.719	34.412	1:40.131 (1)	71.15		11:03:51.318	
6 -	1:06.676	34.945	1:41.621	70.10	1.490	11:05:32.939	

BMCRC - MRO Championships 2023 - Rnd 4 @ Donington Park

ACU Team Green Junior Cup & Senior Ninja Series

QUALIFYING - BEST SECTORS

SECTOR 1			SECTOR 2			IDEAL / BEST COMPARISON						
POS	NO	NAME	TIME	NO	NAME	TIME	POS	NO	NAME	IDEAL	BEST	DIFF
									PERFECT LAP	1:22.527		
1	34	ARBON	53.583	34	ARBON	28.944	1	34	ARBON	1:22.527	1:22.778	0.251
2	191	DANCE	54.139	191	DANCE	29.292	2	191	DANCE	1:23.431	1:23.431	0.000
3	35	WESTON	54.426	35	WESTON	29.351	3	35	WESTON	1:23.777	1:23.777	0.000
4	31	PARK	54.430	31	PARK	29.354	4	31	PARK	1:23.784	1:23.784	0.000
5	77	WHITE	54.437	1	ATKINSON	29.547	5	77	WHITE	1:24.076	1:24.433	0.357
6	1	ATKINSON	54.628	77	WHITE	29.639	6	1	ATKINSON	1:24.175	1:24.329	0.154
7	477	WATT	54.632	477	WATT	29.652	7	477	WATT	1:24.284	1:24.284	0.000
8	27	BROWN	55.085	27	BROWN	29.794	8	27	BROWN	1:24.879	1:24.879	0.000
9	18	HIGGINS	55.637	65	BREESE	29.802	9	65	BREESE	1:25.450	1:25.609	0.159
10	65	BREESE	55.648	18	HIGGINS	29.927	10	18	HIGGINS	1:25.564	1:25.564	0.000
11	10	BRUNSDON	56.203	45	MACKENZIE	30.306	11	10	BRUNSDON	1:26.545	1:26.545	0.000
12	45	MACKENZIE	56.456	10	BRUNSDON	30.342	12	45	MACKENZIE	1:26.762	1:26.829	0.067
13	277	HAYWARD	56.668	141	GUILLERY	30.485	13	141	GUILLERY	1:27.193	1:27.268	0.075
14	141	GUILLERY	56.708	99	WOLFF	30.909	14	277	HAYWARD	1:27.657	1:28.283	0.626
15	99	WOLFF	56.901	277	HAYWARD	30.989	15	99	WOLFF	1:27.810	1:27.810	0.000
16	400	THURTL	57.634	75	GREASLEY	31.056	16	400	THURTL	1:28.924	1:28.931	0.007
17	75	GREASLEY	58.277	49	CROFT	31.167	17	75	GREASLEY	1:29.333	1:29.333	0.000
18	49	CROFT	58.817	400	THURTL	31.290	18	49	CROFT	1:29.984	1:30.350	0.366
19	11	BATE	59.968	11	BATE	32.097	19	11	BATE	1:32.065	1:32.065	0.000
20	16	LAYTON	1:00.275	16	LAYTON	32.358	20	16	LAYTON	1:32.633	1:32.702	0.069
21	135	NEWTON	1:00.649	54	SCOTT	32.484	21	54	SCOTT	1:33.810	1:33.931	0.121
22	54	SCOTT	1:01.326	4	FRANKLIN	32.774	22	135	NEWTON	1:34.035	1:34.790	0.755
23	4	FRANKLIN	1:01.487	87	ATKINSON	33.007	23	4	FRANKLIN	1:34.261	1:34.332	0.071
24	87	ATKINSON	1:01.760	135	NEWTON	33.386	24	87	ATKINSON	1:34.767	1:34.767	0.000
25	12	RAMSEY	1:05.719	12	RAMSEY	34.412	25	12	RAMSEY	1:40.131	1:40.131	0.000

BMCRC - MRO Championships 2023 - Rnd 4 @ Donington Park

ACU Team Green Junior Cup & Senior Ninja Series

QUALIFYING - STATISTICS

Competitors Started 25
Planned Start 2023-06-03 @ 11:15:00.000
Actual Start 2023-06-03 @ 10:54:44.941
Finish Time 2023-06-03 @ 11:05:16.909
Track Length 1.9790mi.
Total Laps 173
Total Distance Covered 342.3786mi.

Session Fastest Lap History

NO	CL	NAME	LAP TIME	TIME OF DAY	LAP	VEHICLE
35	J	Zack WESTON	1:28.400	10:56:29.772	1	Kawasaki NINJA 400
191	J	Craig DANCE	1:27.242	10:56:35.022	1	Kawasaki NINJA 400
35	J	Zack WESTON	1:25.209	10:57:54.982	2	Kawasaki NINJA 400
191	J	Craig DANCE	1:24.268	10:57:59.291	2	Kawasaki NINJA 400
34	S	Oliver ARBON	1:24.223	10:59:27.764	3	Kawasaki NINJA 400
191	J	Craig DANCE	1:23.786	11:00:47.604	4	Kawasaki NINJA 400
31	J	Robbie PARK	1:23.784	11:00:49.917	4	Kawasaki NINJA
34	S	Oliver ARBON	1:22.778	11:00:50.541	4	Kawasaki NINJA 400

Flag History

TYPE	TIME OF DAY
GREEN	10:54:44.941
FINISH	11:05:16.909

Flag Statistics

TYPE	COUNT	TOTAL LAPS	TOTAL TIME
Green	1	8	12:56.302
Red	0	0	0.000
Safety Car	0	0	0.000
FCY	0	0	0.000

BMCRC - MRO Championships 2023 - Rnd 4 @ Donington Park

ACU Team Green Junior Cup & Senior Ninja Series

QUALIFYING - STATISTICS

CLASS : J

16 Starters

Fastest Lap History

NO	NAME	LAP TIME	TIME OF DAY	LAP	VEHICLE
35	Zack WESTON	1:28.400	10:56:29.772	1	Kawasaki NINJA 400
191	Craig DANCE	1:27.242	10:56:35.022	1	Kawasaki NINJA 400
35	Zack WESTON	1:25.209	10:57:54.982	2	Kawasaki NINJA 400
191	Craig DANCE	1:24.268	10:57:59.291	2	Kawasaki NINJA 400
191	Craig DANCE	1:23.786	11:00:47.604	4	Kawasaki NINJA 400
31	Robbie PARK	1:23.784	11:00:49.917	4	Kawasaki NINJA
35	Zack WESTON	1:23.777	11:03:33.088	6	Kawasaki NINJA 400
191	Craig DANCE	1:23.431	11:04:59.049	7	Kawasaki NINJA 400

BMCRC - MRO Championships 2023 - Rnd 4 @ Donington Park

ACU Team Green Junior Cup & Senior Ninja Series

QUALIFYING - STATISTICS

CLASS : S

9 Starters

Fastest Lap History

NO	NAME	LAP TIME	TIME OF DAY	LAP	VEHICLE
77	Joe WHITE	1:30.348	10:56:32.684	1	Kawasaki NINJA 400
34	Oliver ARBON	1:27.307	10:56:38.566	1	Kawasaki NINJA 400
77	Joe WHITE	1:25.312	10:57:57.996	2	Kawasaki NINJA 400
34	Oliver ARBON	1:24.975	10:58:03.542	2	Kawasaki NINJA 400
27	Ben BROWN	1:24.879	10:59:24.631	3	Kawasaki NINJA
34	Oliver ARBON	1:24.223	10:59:27.764	3	Kawasaki NINJA 400
34	Oliver ARBON	1:22.778	11:00:50.541	4	Kawasaki NINJA 400

BMCRC - MRO Championships 2023 - Rnd 4 @ Donington Park

ACU Team Green Junior Cup & Senior Ninja Series

RACE 10 - GRID (7 Laps)



Kawasaki

ROW 9		26	55 Brandon BAKER	25	12 Kees RAMSEY	1:40.131				
ROW 8	24	135 Jack NEWTON	1:34.790	23	87 Sam ATKINSON	1:34.767	22	4 Nigel FRANKLIN	1:34.332	
ROW 7		21	54 Ben SCOTT	1:33.931	20	16 Aleisha LAYTON	1:32.702	19	11 Freddie BATE	1:32.065
ROW 6	18	49 Ralph CROFT	1:30.350	17	75 Mason GREASLEY	1:29.333	16	400 Stuart THURTLE	1:28.931	
ROW 5		15	277 Richard HAYWARD	1:28.283	14	99 Jack WOLFF	1:27.810	13	141 Noah GUILLERY	1:27.268
ROW 4	12	45 Marley MACKENZIE	1:26.829	11	10 Mike BRUNSDON	1:26.545	10	65 Konrad BREESE	1:25.609	
ROW 3		9	18 George HIGGINS	1:25.564	8	27 Ben BROWN	1:24.879	7	77 Joe WHITE	1:24.433
ROW 2	6	1 Phil ATKINSON	1:24.329	5	477 Kade WATT	1:24.284	4	31 Robbie PARK	1:23.784	
ROW 1		3	35 Zack WESTON	1:23.777	2	191 Craig DANCE	1:23.431	1	34 Oliver ARBON	1:22.778
Pole										

Donington Park National: 1.9790 miles

These results are provisional until the conclusion of any judicial and technical matters.

Clerk Of Course :	Stewards :	Timekeeper : Richard Evans
-------------------	------------	----------------------------

Results can be found at www.tsl-timing.com

Printed - 11:10 Saturday, 03 June 2023



BMCRC - MRO Championships 2023 - Rnd 4 @ Donington Park



ACU Team Green Junior Cup & Senior Ninja Series

RACE 10 - CLASSIFICATION



POS	NO	CL	PIC NAME	ENTRY	LAPS	TIME	GAP	DIFF	MPH	BEST	ON
1	191	J	1 Craig DANCE	Kawasaki NINJA 400 - 2 Brothers Scaffolding	7	9:53.488			83.80	1:23.663	5
2	35	J	2 Zack WESTON	Kawasaki NINJA 400 - NW Racing	7	9:53.583	0.095	0.095	83.78	1:23.043	5
3	1	S	1 Phil ATKINSON	Kawasaki NINJA 400 - ROSE MOT/Q Oil Treatments	7	9:53.733	0.245	0.150	83.76	1:23.406	5
4	477	J	3 Kade WATT	Kawasaki NINJA 400 - JMF Contracts	7	9:53.824	0.336	0.091	83.75	1:23.001	5
5	77	S	2 Joe WHITE	Kawasaki NINJA 400 - Just In Graphics /MZ CONTR	7	9:56.516	3.028	2.692	83.37	1:23.851	5
6	31	J	4 Robbie PARK	Kawasaki NINJA - The Biltong Banter Box	7	9:58.530	5.042	2.014	83.09	1:24.434	6
7	45	J	5 Marley MACKENZIE	Kawasaki NINJA - Kirkcaldy Kawasaki, ELPM	7	10:08.191	14.703	9.661	81.77	1:25.619	2
8	65	S	3 Konrad BREESE	Kawasaki NINJA 400 - STIHL Racing	7	10:08.465	14.977	0.274	81.74	1:25.800	3
9	18	J	6 George HIGGINS	Kawasaki NINJA 400 - Aztec Racing	7	10:08.736	15.248	0.271	81.70	1:25.755	7
10	277	S	4 Richard HAYWARD	Kawasaki NINJA 300 - GForce/Hayward R Ltd/Snapl	7	10:22.380	28.892	13.644	79.91	1:27.418	5
11	27	S	5 Ben BROWN	Kawasaki NINJA - Hunts Motorcycles	7	10:23.378	29.890	0.998	79.78	1:27.828	7
12	141	J	7 Noah GUILLERY	Kawasaki NINJA 300 - MDM-R	7	10:23.464	29.976	0.086	79.77	1:27.631	2
13	49	J	8 Ralph CROFT	Kawasaki NINJA 300 -	7	10:23.740	30.252	0.276	79.73	1:27.433	7
14	11	J	9 Freddie BATE	Kawasaki NINJA 300 - hartjay	7	10:24.232	30.744	0.492	79.67	1:27.459	3
15	99	S	6 Jack WOLFF	Kawasaki NINJA 300 - Nym Technologies Racing	7	10:24.881	31.393	0.649	79.59	1:27.627	3
16	10	S	7 Mike BRUNSDON	Kawasaki NINJA 400 - Parts Europe	7	10:24.988	31.500	0.107	79.57	1:27.637	3
17	75	J	10 Mason GREASLEY	Kawasaki NINJA 300 - Frame fast	7	10:34.042	40.554	9.054	78.44	1:29.067	5
18	400	S	8 Stuart THURTL	Kawasaki NINJA 400 - TeamTortoise Racing	7	10:35.618	42.130	1.576	78.24	1:29.217	5
19	16	J	11 Aleisha LAYTON	Kawasaki NINJA 300 -	7	10:44.134	50.646	8.516	77.21	1:29.073	7
20	54	S	9 Ben SCOTT	Kawasaki NINJA 250 - GI Landscapes VampTech	7	10:44.502	51.014	0.368	77.16	1:30.753	2
21	4	S	10 Nigel FRANKLIN	Kawasaki NINJA 400 -	7	11:07.746	1:14.258	23.244	74.48	1:33.718	3
22	135	J	12 Jack NEWTON	Kawasaki NINJA 300 -	7	11:10.286	1:16.798	2.540	74.20	1:33.230	5
23	87	J	13 Sam ATKINSON	Kawasaki NINJA - Major Heat	7	11:12.396	1:18.908	2.110	73.96	1:33.408	5
24	12	J	14 Kees RAMSEY	Kawasaki NINJA 400 -	6	9:53.448	1 Lap	1 Lap	71.80	1:36.413	6

NOT CLASSIFIED

DQ	34	S	Oliver ARBON	Kawasaki NINJA 400 - TT Plumbing and Heating
----	----	---	--------------	--

FASTEST LAP

477	J	Kade WATT	Kawasaki NINJA 400 - JMF Contracts	5	1:23.001	85.83 mph	138.14 kph
1	S	Phil ATKINSON	Kawasaki NINJA 400 - ROSE MOT/Q Oil Treatments	5	1:23.406	85.42 mph	137.47 kph

#34 - Disqualified from race results - Post race technical inspection.

Class J - 92.5% of Race Speed = 77.51 mph

Class S - 92.5% of Race Speed = 77.47 mph

Weather / Track : Sunny / Dry

These results are provisional until the conclusion of any judicial and technical matters.

Race Distance: 7 Laps / 13.85 miles
Donington Park National: 1.9790 miles
Date: 03/06/2023 Start: 14:42 Finish: 14:52

Clerk Of Course :	Stewards :	Timekeeper : Richard Evans
-------------------	------------	----------------------------

Results can be found at www.tsl-timing.com

Printed - 15:16 Saturday, 03 June 2023



BMCRC - MRO Championships 2023 - Rnd 4 @ Donington Park

ACU Team Green Junior Cup & Senior Ninja Series

RACE 10 - LAP CHART

LAP 1 @ 14:44:07.378

NO	BEHIND	LAP TIME
191		1:29.041
31	0.343	1:29.384
1	0.541	1:29.582
35	0.572	1:29.613
77	0.836	1:29.877
477	1.211	1:30.252
18	1.960	1:31.001
45	2.270	1:31.311
65	2.442	1:31.483
27	4.238	1:33.279
277	5.444	1:34.485
141	5.482	1:34.523
10	5.540	1:34.581
11	6.390	1:35.431
99	6.538	1:35.579
49	7.613	1:36.654
75	7.752	1:36.793
400	8.134	1:37.175
54	8.870	1:37.911
4	12.076	1:41.117
87	12.723	1:41.764
16	12.761	1:41.802
135	15.008	1:44.049
12	17.689	1:46.730

LAP 2 @ 14:45:31.152

NO	BEHIND	LAP TIME
191		1:23.774
31	1.362	1:24.793
1	1.448	1:24.681
477	1.955	1:24.518
35	2.003	1:25.205
77	2.303	1:25.241
45	4.115	1:25.619
65	4.626	1:25.958
18	5.074	1:26.888
27	9.297	1:28.833
141	9.339	1:27.631
277	9.839	1:28.169
11	10.808	1:28.192
10	10.926	1:29.160
99	11.697	1:28.933
49	11.802	1:27.963
75	13.480	1:29.502
400	14.244	1:29.884
54	15.849	1:30.753
16	20.562	1:31.575
4	22.738	1:34.436
87	23.395	1:34.446
135	26.061	1:34.827
12	32.618	1:38.703

LAP 3 @ 14:46:55.205

NO	BEHIND	LAP TIME
191		1:24.053
1	1.330	1:23.935
35	1.670	1:23.720
477	2.014	1:24.112
77	2.665	1:24.415
31	2.837	1:25.528
45	6.066	1:26.004
65	6.373	1:25.800

18	6.961	1:25.940
141	13.195	1:27.909
27	13.418	1:28.174
277	13.954	1:28.168
11	14.214	1:27.459
10	14.510	1:27.637
99	15.271	1:27.627
49	15.674	1:27.925
75	18.727	1:29.300
400	19.524	1:29.333
54	23.081	1:31.285
16	27.462	1:30.953
4	32.403	1:33.718
87	34.381	1:35.039
135	36.297	1:34.289
12	46.537	1:37.972

LAP 4 @ 14:48:19.124

NO	BEHIND	LAP TIME
191		1:23.919
1	1.168	1:23.757
477	1.866	1:23.771
35	1.914	1:24.163
77	2.834	1:24.088
31	3.832	1:24.914
65	8.655	1:26.201
45	9.227	1:27.080
18	9.244	1:26.202
27	17.680	1:28.181
141	17.810	1:28.534
11	18.250	1:27.955
277	18.862	1:28.827
10	18.949	1:28.358
99	19.321	1:27.969
49	19.650	1:27.895
75	24.425	1:29.617
400	24.890	1:29.285
54	30.075	1:30.913
16	34.555	1:31.012
4	42.990	1:34.506
87	44.815	1:34.353
135	46.460	1:34.082
12	59.601	1:36.983

LAP 5 @ 14:49:42.787

NO	BEHIND	LAP TIME
191		1:23.663
1	0.911	1:23.406
477	1.204	1:23.001
35	1.294	1:23.043
77	3.022	1:23.851
31	4.972	1:24.803
65	11.286	1:26.294
45	11.529	1:25.965
18	11.723	1:26.142
27	22.236	1:28.219
141	22.431	1:28.284
277	22.617	1:27.418
11	23.009	1:28.422
99	23.897	1:28.239
49	24.030	1:28.043
10	24.439	1:29.153
75	29.829	1:29.067
400	30.444	1:29.217
54	37.629	1:31.217

16	41.227	1:30.335
4	54.055	1:34.728
87	54.560	1:33.408
135	56.027	1:33.230
12	1:12.585	1:36.647

LAP 6 @ 14:51:07.211

NO	BEHIND	LAP TIME
191		1:24.424
477	0.390	1:23.610
35	0.604	1:23.734
1	0.701	1:24.214
77	3.130	1:24.532
31	4.982	1:24.434
65	13.313	1:26.451
45	13.638	1:26.533
18	14.107	1:26.808
277	25.858	1:27.665
141	26.550	1:28.543
27	26.676	1:28.864
11	26.987	1:28.402
49	27.433	1:27.827
99	27.543	1:28.070
10	27.954	1:27.939
400	35.343	1:29.323
75	35.590	1:30.185
54	44.412	1:31.207
16	46.187	1:29.384
4	1:03.897	1:34.266
87	1:04.276	1:34.140
135	1:04.844	1:33.241
12	1:24.574	1:36.413

LAP 7 @ 14:52:31.825

NO	BEHIND	LAP TIME
191		1:24.614
35	0.095	1:24.105
1	0.245	1:24.158
477	0.336	1:24.560
77	3.028	1:24.512
31	5.042	1:24.674
45	14.703	1:25.679
65	14.977	1:26.278
18	15.248	1:25.755
277	28.892	1:27.648
27	29.890	1:27.828
141	29.976	1:28.040
49	30.252	1:27.433
11	30.744	1:28.371
99	31.393	1:28.464
10	31.500	1:28.160
75	40.554	1:29.578
400	42.130	1:31.401
16	50.646	1:29.073
54	51.014	1:31.216
4	1:14.258	1:34.975
135	1:16.798	1:36.568
87	1:18.908	1:39.246

BMCRC - MRO Championships 2023 - Rnd 4 @ Donington Park

ACU Team Green Junior Cup & Senior Ninja Series

RACE 10 - POSITION CHART

No	Name	Lap								
		Pos	1	2	3	4	5	6	7	8
34	ARBON	1	191	191	191	191	191	191	191	191
191	DANCE	2	31	31	1	1	1	477	35	
35	WESTON	3	1	1	35	477	477	35	1	
31	PARK	4	35	477	477	35	35	1	477	
477	WATT	5	77	35	77	77	77	77	77	
1	ATKINSON	6	477	77	31	31	31	31	31	
77	WHITE	7	18	45	45	65	65	65	45	
27	BROWN	8	45	65	65	45	45	45	65	
18	HIGGINS	9	65	18	18	18	18	18	18	
65	BREESE	10	27	27	141	27	27	277	277	
10	BRUNSDON	11	277	141	27	141	141	141	27	
45	MACKENZIE	12	141	277	277	11	277	27	141	
141	GUILLERY	13	10	11	11	277	11	11	49	
99	WOLFF	14	11	10	10	10	99	49	11	
277	HAYWARD	15	99	99	99	99	49	99	99	
400	THURTLLE	16	49	49	49	49	10	10	10	
75	GREASLEY	17	75	75	75	75	75	400	75	
49	CROFT	18	400	400	400	400	400	75	400	
11	BATE	19	54	54	54	54	54	54	16	
16	LAYTON	20	4	16	16	16	16	16	54	
54	SCOTT	21	87	4	4	4	4	4	4	
4	FRANKLIN	22	16	87	87	87	87	87	135	
87	ATKINSON	23	135	135	135	135	135	135	87	
135	NEWTON	24	12	12	12	12	12	12		
12	RAMSEY	25								

BMCRC - MRO Championships 2023 - Rnd 4 @ Donington Park

ACU Team Green Junior Cup & Senior Ninja Series

RACE 10 - SECTOR ANALYSIS



SECTOR 1 = FL to I1, SECTOR 2 = I1 to FL, DIFF = Difference To Personal Best Lap, P = Crossed Finish Line in Pit Lane, D = Time Disallowed

P1 191 J		Craig DANCE		Kawasaki NINJA 400 - 2 Brothers Scaffolding			
IDEAL LAP TIME : 1:23.663		BEST LAP TIME : 1:23.663		DIFFERENCE : 0.000			
LAP	SECTOR 1	SECTOR 2	LAP TIME	MPH	DIFF	TIME OF DAY	
1 -		29.760	1:29.041	80.01	5.378	14:44:07.378	
2 -	54.562	29.212	1:23.774 (2)	85.04	0.111	14:45:31.152	
3 -	54.537	29.516	1:24.053	84.76	0.390	14:46:55.205	
4 -	54.524	29.395	1:23.919 (3)	84.89	0.256	14:48:19.124	
5 -	54.461	29.202	1:23.663 (1)	85.15		14:49:42.787	
6 -	54.488	29.936	1:24.424	84.39	0.761	14:51:07.211	
7 -	54.581	30.033	1:24.614	84.20	0.951	14:52:31.825	

P2 35 J		Zack WESTON		Kawasaki NINJA 400 - NW Racing			
IDEAL LAP TIME : 1:23.043		BEST LAP TIME : 1:23.043		DIFFERENCE : 0.000			
LAP	SECTOR 1	SECTOR 2	LAP TIME	MPH	DIFF	TIME OF DAY	
1 -		29.847	1:29.613	79.50	6.570	14:44:07.950	
2 -	55.630	29.575	1:25.205	83.61	2.162	14:45:33.155	
3 -	54.507	29.213	1:23.720 (2)	85.10	0.677	14:46:56.875	
4 -	54.885	29.278	1:24.163	84.65	1.120	14:48:21.038	
5 -	53.971	29.072	1:23.043 (1)	85.79		14:49:44.081	
6 -	54.140	29.594	1:23.734 (3)	85.08	0.691	14:51:07.815	
7 -	54.506	29.599	1:24.105	84.71	1.062	14:52:31.920	

P3 1 S		Phil ATKINSON		Kawasaki NINJA 400 - ROSE MOT/Q Oil Treatments			
IDEAL LAP TIME : 1:23.333		BEST LAP TIME : 1:23.406		DIFFERENCE : 0.073			
LAP	SECTOR 1	SECTOR 2	LAP TIME	MPH	DIFF	TIME OF DAY	
1 -		30.061	1:29.582	79.53	6.176	14:44:07.919	
2 -	55.101	29.580	1:24.681	84.13	1.275	14:45:32.600	
3 -	54.426	29.509	1:23.935 (3)	84.88	0.529	14:46:56.535	
4 -	54.386	29.371	1:23.757 (2)	85.06	0.351	14:48:20.292	
5 -	54.171	29.235	1:23.406 (1)	85.42		14:49:43.698	
6 -	54.098	30.116	1:24.214	84.60	0.808	14:51:07.912	
7 -	54.185	29.973	1:24.158	84.65	0.752	14:52:32.070	

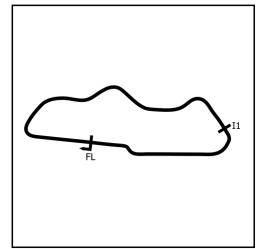
P4 477 J		Kade WATT		Kawasaki NINJA 400 - JMF Contracts			
IDEAL LAP TIME : 1:23.001		BEST LAP TIME : 1:23.001		DIFFERENCE : 0.000			
LAP	SECTOR 1	SECTOR 2	LAP TIME	MPH	DIFF	TIME OF DAY	
1 -		30.065	1:30.252	78.94	7.251	14:44:08.589	
2 -	54.970	29.548	1:24.518	84.29	1.517	14:45:33.107	
3 -	54.751	29.361	1:24.112	84.70	1.111	14:46:57.219	
4 -	54.432	29.339	1:23.771 (3)	85.04	0.770	14:48:20.990	
5 -	53.945	29.056	1:23.001 (1)	85.83		14:49:43.991	
6 -	54.102	29.508	1:23.610 (2)	85.21	0.609	14:51:07.601	
7 -	55.354	29.206	1:24.560	84.25	1.559	14:52:32.161	

P5 77 S		Joe WHITE		Kawasaki NINJA 400 - Just In Graphics /MZ CONTRACTS/ Silver			
IDEAL LAP TIME : 1:23.840		BEST LAP TIME : 1:23.851		DIFFERENCE : 0.011			
LAP	SECTOR 1	SECTOR 2	LAP TIME	MPH	DIFF	TIME OF DAY	
1 -		29.884	1:29.877	79.27	6.026	14:44:08.214	
2 -	55.601	29.640	1:25.241	83.58	1.390	14:45:33.455	
3 -	54.679	29.736	1:24.415 (3)	84.40	0.564	14:46:57.870	
4 -	54.477	29.611	1:24.088 (2)	84.72	0.237	14:48:21.958	
5 -	54.488	29.363	1:23.851 (1)	84.96		14:49:45.809	
6 -	54.905	29.627	1:24.532	84.28	0.681	14:51:10.341	
7 -	54.706	29.806	1:24.512	84.30	0.661	14:52:34.853	

BMCRC - MRO Championships 2023 - Rnd 4 @ Donington Park

ACU Team Green Junior Cup & Senior Ninja Series

RACE 10 - SECTOR ANALYSIS



SECTOR 1 = FL to I1, SECTOR 2 = I1 to FL, DIFF = Difference To Personal Best Lap, P = Crossed Finish Line in Pit Lane, D = Time Disallowed

P6		31 J		Robbie PARK		Kawasaki NINJA - The Biltong Banter Box	
IDEAL LAP TIME : 1:24.415		BEST LAP TIME : 1:24.434		DIFFERENCE : 0.019			
LAP	SECTOR 1	SECTOR 2	LAP TIME	MPH	DIFF	TIME OF DAY	
1 -		29.988	1:29.384	79.70	4.950	14:44:07.721	
2 -	55.172	29.621	1:24.793 (3)	84.02	0.359	14:45:32.514	
3 -	55.318	30.210	1:25.528	83.30	1.094	14:46:58.042	
4 -	55.213	29.701	1:24.914	83.90	0.480	14:48:22.956	
5 -	55.203	29.600	1:24.803	84.01	0.369	14:49:47.759	
6 -	54.815	29.619	1:24.434 (1)	84.38		14:51:12.193	
7 -	54.868	29.806	1:24.674 (2)	84.14	0.240	14:52:36.867	

P7		45 J		Marley MACKENZIE		Kawasaki NINJA - Kirkcaldy Kawasaki, ELPM	
IDEAL LAP TIME : 1:25.429		BEST LAP TIME : 1:25.619		DIFFERENCE : 0.190			
LAP	SECTOR 1	SECTOR 2	LAP TIME	MPH	DIFF	TIME OF DAY	
1 -		30.011	1:31.311	78.02	5.692	14:44:09.648	
2 -	55.622	29.997	1:25.619 (1)	83.21		14:45:35.267	
3 -	55.879	30.125	1:26.004	82.84	0.385	14:47:01.271	
4 -	55.965	31.115	1:27.080	81.81	1.461	14:48:28.351	
5 -	55.811	30.154	1:25.965 (3)	82.87	0.346	14:49:54.316	
6 -	56.412	30.121	1:26.533	82.33	0.914	14:51:20.849	
7 -	55.872	29.807	1:25.679 (2)	83.15	0.060	14:52:46.528	

P8		65 S		Konrad BREESE		Kawasaki NINJA 400 - STIHL Racing	
IDEAL LAP TIME : 1:25.544		BEST LAP TIME : 1:25.800		DIFFERENCE : 0.256			
LAP	SECTOR 1	SECTOR 2	LAP TIME	MPH	DIFF	TIME OF DAY	
1 -		29.992	1:31.483	77.87	5.683	14:44:09.820	
2 -	56.086	29.872	1:25.958 (2)	82.88	0.158	14:45:35.778	
3 -	55.672	30.128	1:25.800 (1)	83.03		14:47:01.578	
4 -	55.801	30.400	1:26.201 (3)	82.65	0.401	14:48:27.779	
5 -	56.128	30.166	1:26.294	82.56	0.494	14:49:54.073	
6 -	56.344	30.107	1:26.451	82.41	0.651	14:51:20.524	
7 -	56.029	30.249	1:26.278	82.57	0.478	14:52:46.802	

P9		18 J		George HIGGINS		Kawasaki NINJA 400 - Aztec Racing	
IDEAL LAP TIME : 1:25.694		BEST LAP TIME : 1:25.755		DIFFERENCE : 0.061			
LAP	SECTOR 1	SECTOR 2	LAP TIME	MPH	DIFF	TIME OF DAY	
1 -		30.304	1:31.001	78.29	5.246	14:44:09.338	
2 -	56.345	30.543	1:26.888	81.99	1.133	14:45:36.226	
3 -	55.616	30.324	1:25.940 (2)	82.90	0.185	14:47:02.166	
4 -	55.637	30.565	1:26.202	82.65	0.447	14:48:28.368	
5 -	56.030	30.112	1:26.142 (3)	82.70	0.387	14:49:54.510	
6 -	56.298	30.510	1:26.808	82.07	1.053	14:51:21.318	
7 -	55.677	30.078	1:25.755 (1)	83.08		14:52:47.073	

P10		277 S		Richard HAYWARD		Kawasaki NINJA 300 - GForce/Hayward R Ltd/SnapOn	
IDEAL LAP TIME : 1:27.295		BEST LAP TIME : 1:27.418		DIFFERENCE : 0.123			
LAP	SECTOR 1	SECTOR 2	LAP TIME	MPH	DIFF	TIME OF DAY	
1 -		31.611	1:34.485	75.40	7.067	14:44:12.822	
2 -	57.433	30.736	1:28.169	80.80	0.751	14:45:40.991	
3 -	57.283	30.885	1:28.168	80.80	0.750	14:47:09.159	
4 -	57.516	31.311	1:28.827	80.20	1.409	14:48:37.986	
5 -	56.960	30.458	1:27.418 (1)	81.50		14:50:05.404	
6 -	56.837	30.828	1:27.665 (3)	81.27	0.247	14:51:33.069	
7 -	57.172	30.476	1:27.648 (2)	81.28	0.230	14:53:00.717	

BMCRC - MRO Championships 2023 - Rnd 4 @ Donington Park

ACU Team Green Junior Cup & Senior Ninja Series

RACE 10 - SECTOR ANALYSIS



SECTOR 1 = FL to I1, SECTOR 2 = I1 to FL, DIFF = Difference To Personal Best Lap, P = Crossed Finish Line in Pit Lane, D = Time Disallowed

P11 27 S		Ben BROWN		Kawasaki NINJA - Hunts Motorcycles		
IDEAL LAP TIME : 1:27.353		BEST LAP TIME : 1:27.828		DIFFERENCE : 0.475		
LAP	SECTOR 1	SECTOR 2	LAP TIME	MPH	DIFF	TIME OF DAY
1 -		31.204	1:33.279	76.37	5.451	14:44:11.616
2 -	57.936	30.897	1:28.833	80.20	1.005	14:45:40.449
3 -	57.620	30.554	1:28.174 (2)	80.80	0.346	14:47:08.623
4 -	57.570	30.611	1:28.181 (3)	80.79	0.353	14:48:36.804
5 -	57.767	30.452	1:28.219	80.76	0.391	14:50:05.023
6 -	56.901	31.963	1:28.864	80.17	1.036	14:51:33.887
7 -	57.113	30.715	1:27.828 (1)	81.12		14:53:01.715

P12 141 J		Noah GUILLERY		Kawasaki NINJA 300 - MDM-R		
IDEAL LAP TIME : 1:27.588		BEST LAP TIME : 1:27.631		DIFFERENCE : 0.043		
LAP	SECTOR 1	SECTOR 2	LAP TIME	MPH	DIFF	TIME OF DAY
1 -		30.676	1:34.523	75.37	6.892	14:44:12.860
2 -	57.259	30.372	1:27.631 (1)	81.30		14:45:40.491
3 -	57.322	30.587	1:27.909 (2)	81.04	0.278	14:47:08.400
4 -	57.575	30.959	1:28.534	80.47	0.903	14:48:36.934
5 -	57.526	30.758	1:28.284	80.70	0.653	14:50:05.218
6 -	57.608	30.935	1:28.543	80.46	0.912	14:51:33.761
7 -	57.216	30.824	1:28.040 (3)	80.92	0.409	14:53:01.801

P13 49 J		Ralph CROFT		Kawasaki NINJA 300 -		
IDEAL LAP TIME : 1:27.112		BEST LAP TIME : 1:27.433		DIFFERENCE : 0.321		
LAP	SECTOR 1	SECTOR 2	LAP TIME	MPH	DIFF	TIME OF DAY
1 -		31.476	1:36.654	73.71	9.221	14:44:14.991
2 -	57.201	30.762	1:27.963	80.99	0.530	14:45:42.954
3 -	57.356	30.569	1:27.925	81.03	0.492	14:47:10.879
4 -	57.404	30.491	1:27.895 (3)	81.05	0.462	14:48:38.774
5 -	57.112	30.931	1:28.043	80.92	0.610	14:50:06.817
6 -	57.260	30.567	1:27.827 (2)	81.12	0.394	14:51:34.644
7 -	56.621	30.812	1:27.433 (1)	81.48		14:53:02.077

P14 11 J		Freddie BATE		Kawasaki NINJA 300 - hartjay		
IDEAL LAP TIME : 1:27.145		BEST LAP TIME : 1:27.459		DIFFERENCE : 0.314		
LAP	SECTOR 1	SECTOR 2	LAP TIME	MPH	DIFF	TIME OF DAY
1 -		30.945	1:35.431	74.65	7.972	14:44:13.768
2 -	57.299	30.893	1:28.192 (3)	80.78	0.733	14:45:41.960
3 -	56.565	30.894	1:27.459 (1)	81.46		14:47:09.419
4 -	56.933	31.022	1:27.955 (2)	81.00	0.496	14:48:37.374
5 -	57.842	30.580	1:28.422	80.57	0.963	14:50:05.796
6 -	57.380	31.022	1:28.402	80.59	0.943	14:51:34.198
7 -	57.627	30.744	1:28.371	80.62	0.912	14:53:02.569

P15 99 S		Jack WOLFF		Kawasaki NINJA 300 - Nym Technologies Racing		
IDEAL LAP TIME : 1:27.579		BEST LAP TIME : 1:27.627		DIFFERENCE : 0.048		
LAP	SECTOR 1	SECTOR 2	LAP TIME	MPH	DIFF	TIME OF DAY
1 -		31.562	1:35.579	74.54	7.952	14:44:13.916
2 -	57.381	31.552	1:28.933	80.11	1.306	14:45:42.849
3 -	56.820	30.807	1:27.627 (1)	81.30		14:47:10.476
4 -	57.210	30.759	1:27.969 (2)	80.99	0.342	14:48:38.445
5 -	57.184	31.055	1:28.239	80.74	0.612	14:50:06.684
6 -	56.851	31.219	1:28.070 (3)	80.89	0.443	14:51:34.754
7 -	57.354	31.110	1:28.464	80.53	0.837	14:53:03.218

BMCRC - MRO Championships 2023 - Rnd 4 @ Donington Park

ACU Team Green Junior Cup & Senior Ninja Series

RACE 10 - SECTOR ANALYSIS



SECTOR 1 = FL to I1, SECTOR 2 = I1 to FL, DIFF = Difference To Personal Best Lap, P = Crossed Finish Line in Pit Lane, D = Time Disallowed

P16 10 S		Mike BRUNSDON		Kawasaki NINJA 400 - Parts Europe		
IDEAL LAP TIME : 1:27.285		BEST LAP TIME : 1:27.637		DIFFERENCE : 0.352		
LAP	SECTOR 1	SECTOR 2	LAP TIME	MPH	DIFF	TIME OF DAY
1 -		31.112	1:34.581	75.32	6.944	14:44:12.918
2 -	57.891	31.269	1:29.160	79.90	1.523	14:45:42.078
3 -	57.135	30.502	1:27.637 (1)	81.29		14:47:09.715
4 -	57.443	30.915	1:28.358	80.63	0.721	14:48:38.073
5 -	57.559	31.594	1:29.153	79.91	1.516	14:50:07.226
6 -	57.789	30.150	1:27.939 (2)	81.01	0.302	14:51:35.165
7 -	57.532	30.628	1:28.160 (3)	80.81	0.523	14:53:03.325

P17 75 J		Mason GREASLEY		Kawasaki NINJA 300 - Frame fast		
IDEAL LAP TIME : 1:28.895		BEST LAP TIME : 1:29.067		DIFFERENCE : 0.172		
LAP	SECTOR 1	SECTOR 2	LAP TIME	MPH	DIFF	TIME OF DAY
1 -		31.493	1:36.793	73.60	7.726	14:44:15.130
2 -	58.486	31.016	1:29.502 (3)	79.60	0.435	14:45:44.632
3 -	58.156	31.144	1:29.300 (2)	79.78	0.233	14:47:13.932
4 -	58.260	31.357	1:29.617	79.50	0.550	14:48:43.549
5 -	57.879	31.188	1:29.067 (1)	79.99		14:50:13.216
6 -	58.559	31.626	1:30.185	79.00	1.118	14:51:42.801
7 -	58.530	31.048	1:29.578	79.53	0.511	14:53:12.379

P18 400 S		Stuart THURTLÉ		Kawasaki NINJA 400 - TeamTortoise Racing		
IDEAL LAP TIME : 1:28.977		BEST LAP TIME : 1:29.217		DIFFERENCE : 0.240		
LAP	SECTOR 1	SECTOR 2	LAP TIME	MPH	DIFF	TIME OF DAY
1 -		31.663	1:37.175	73.31	7.958	14:44:15.512
2 -	58.499	31.385	1:29.884	79.26	0.667	14:45:45.396
3 -	57.938	31.395	1:29.333	79.75	0.116	14:47:14.729
4 -	58.089	31.196	1:29.285 (2)	79.79	0.068	14:48:44.014
5 -	57.813	31.404	1:29.217 (1)	79.85		14:50:13.231
6 -	57.781	31.542	1:29.323 (3)	79.76	0.106	14:51:42.554
7 -	59.063	32.338	1:31.401	77.94	2.184	14:53:13.955

P19 16 J		Aleisha LAYTON		Kawasaki NINJA 300 -		
IDEAL LAP TIME : 1:29.073		BEST LAP TIME : 1:29.073		DIFFERENCE : 0.000		
LAP	SECTOR 1	SECTOR 2	LAP TIME	MPH	DIFF	TIME OF DAY
1 -		32.460	1:41.802	69.98	12.729	14:44:20.139
2 -	59.566	32.009	1:31.575	77.80	2.502	14:45:51.714
3 -	59.251	31.702	1:30.953	78.33	1.880	14:47:22.667
4 -	59.667	31.345	1:31.012	78.28	1.939	14:48:53.679
5 -	59.077	31.258	1:30.335 (3)	78.86	1.262	14:50:24.014
6 -	58.616	30.768	1:29.384 (2)	79.70	0.311	14:51:53.398
7 -	58.325	30.748	1:29.073 (1)	79.98		14:53:22.471

P20 54 S		Ben SCOTT		Kawasaki NINJA 250 - GI Landscapes VampTech		
IDEAL LAP TIME : 1:30.510		BEST LAP TIME : 1:30.753		DIFFERENCE : 0.243		
LAP	SECTOR 1	SECTOR 2	LAP TIME	MPH	DIFF	TIME OF DAY
1 -		31.728	1:37.911	72.76	7.158	14:44:16.248
2 -	59.075	31.678	1:30.753 (1)	78.50		14:45:47.001
3 -	59.625	31.660	1:31.285	78.04	0.532	14:47:18.286
4 -	59.478	31.435	1:30.913 (2)	78.36	0.160	14:48:49.199
5 -	59.490	31.727	1:31.217	78.10	0.464	14:50:20.416
6 -	59.607	31.600	1:31.207 (3)	78.11	0.454	14:51:51.623
7 -	59.709	31.507	1:31.216	78.10	0.463	14:53:22.839

BMCRC - MRO Championships 2023 - Rnd 4 @ Donington Park

ACU Team Green Junior Cup & Senior Ninja Series

RACE 10 - SECTOR ANALYSIS



SECTOR 1 = FL to I1, SECTOR 2 = I1 to FL, DIFF = Difference To Personal Best Lap, P = Crossed Finish Line in Pit Lane, D = Time Disallowed

P21		4 S		Nigel FRANKLIN		Kawasaki NINJA 400 -	
IDEAL LAP TIME : 1:33.718		BEST LAP TIME : 1:33.718		DIFFERENCE : 0.000			
LAP	SECTOR 1	SECTOR 2	LAP TIME	MPH	DIFF	TIME OF DAY	
1 -		32.919	1:41.117	70.45	7.399	14:44:19.454	
2 -	1:01.615	32.821	1:34.436 (3)	75.44	0.718	14:45:53.890	
3 -	1:01.233	32.485	1:33.718 (1)	76.02		14:47:27.608	
4 -	1:01.643	32.863	1:34.506	75.38	0.788	14:49:02.114	
5 -	1:02.052	32.676	1:34.728	75.21	1.010	14:50:36.842	
6 -	1:01.556	32.710	1:34.266 (2)	75.58	0.548	14:52:11.108	
7 -	1:02.084	32.891	1:34.975	75.01	1.257	14:53:46.083	

P22		135 J		Jack NEWTON		Kawasaki NINJA 300 -	
IDEAL LAP TIME : 1:33.197		BEST LAP TIME : 1:33.230		DIFFERENCE : 0.033			
LAP	SECTOR 1	SECTOR 2	LAP TIME	MPH	DIFF	TIME OF DAY	
1 -		33.406	1:44.049	68.47	10.819	14:44:22.386	
2 -	1:01.773	33.054	1:34.827	75.13	1.597	14:45:57.213	
3 -	1:01.246	33.043	1:34.289	75.56	1.059	14:47:31.502	
4 -	1:01.493	32.589	1:34.082 (3)	75.72	0.852	14:49:05.584	
5 -	1:00.611	32.619	1:33.230 (1)	76.42		14:50:38.814	
6 -	1:00.655	32.586	1:33.241 (2)	76.41	0.011	14:52:12.055	
7 -	1:02.125	34.443	1:36.568	73.77	3.338	14:53:48.623	

P23		87 J		Sam ATKINSON		Kawasaki NINJA - Major Heat	
IDEAL LAP TIME : 1:33.408		BEST LAP TIME : 1:33.408		DIFFERENCE : 0.000			
LAP	SECTOR 1	SECTOR 2	LAP TIME	MPH	DIFF	TIME OF DAY	
1 -		32.899	1:41.764	70.01	8.356	14:44:20.101	
2 -	1:01.655	32.791	1:34.446	75.43	1.038	14:45:54.547	
3 -	1:02.270	32.769	1:35.039	74.96	1.631	14:47:29.586	
4 -	1:01.606	32.747	1:34.353 (3)	75.51	0.945	14:49:03.939	
5 -	1:00.996	32.412	1:33.408 (1)	76.27		14:50:37.347	
6 -	1:01.452	32.688	1:34.140 (2)	75.68	0.732	14:52:11.487	
7 -	1:02.379	36.867	1:39.246	71.78	5.838	14:53:50.733	

P24		12 J		Kees RAMSEY		Kawasaki NINJA 400 -	
IDEAL LAP TIME : 1:36.069		BEST LAP TIME : 1:36.413		DIFFERENCE : 0.344			
LAP	SECTOR 1	SECTOR 2	LAP TIME	MPH	DIFF	TIME OF DAY	
1 -		34.111	1:46.730	66.75	10.317	14:44:25.067	
2 -	1:04.517	34.186	1:38.703	72.18	2.290	14:46:03.770	
3 -	1:04.331	33.641	1:37.972	72.72	1.559	14:47:41.742	
4 -	1:03.565	33.418	1:36.983 (3)	73.46	0.570	14:49:18.725	
5 -	1:03.370	33.277	1:36.647 (2)	73.71	0.234	14:50:55.372	
6 -	1:02.792	33.621	1:36.413 (1)	73.89		14:52:31.785	

BMCRC - MRO Championships 2023 - Rnd 4 @ Donington Park

ACU Team Green Junior Cup & Senior Ninja Series

RACE 10 - BEST SECTORS

SECTOR 1			SECTOR 2			IDEAL / BEST COMPARISON						
POS	NO	NAME	TIME	NO	NAME	TIME	POS	NO	NAME	IDEAL	BEST	DIFF
									PERFECT LAP	1:23.001		
1	477	WATT	53.945	477	WATT	29.056	1	477	WATT	1:23.001	1:23.001	0.000
2	35	WESTON	53.971	35	WESTON	29.072	2	35	WESTON	1:23.043	1:23.043	0.000
3	1	ATKINSON	54.098	191	DANCE	29.202	3	1	ATKINSON	1:23.333	1:23.406	0.073
4	191	DANCE	54.461	1	ATKINSON	29.235	4	191	DANCE	1:23.663	1:23.663	0.000
5	77	WHITE	54.477	77	WHITE	29.363	5	77	WHITE	1:23.840	1:23.851	0.011
6	31	PARK	54.815	31	PARK	29.600	6	31	PARK	1:24.415	1:24.434	0.019
7	18	HIGGINS	55.616	45	MACKENZIE	29.807	7	45	MACKENZIE	1:25.429	1:25.619	0.190
8	45	MACKENZIE	55.622	65	BREESE	29.872	8	65	BREESE	1:25.544	1:25.800	0.256
9	65	BREESE	55.672	18	HIGGINS	30.078	9	18	HIGGINS	1:25.694	1:25.755	0.061
10	11	BATE	56.565	10	BRUNSDON	30.150	10	49	CROFT	1:27.112	1:27.433	0.321
11	49	CROFT	56.621	141	GUILLERY	30.372	11	11	BATE	1:27.145	1:27.459	0.314
12	99	WOLFF	56.820	27	BROWN	30.452	12	10	BRUNSDON	1:27.285	1:27.637	0.352
13	277	HAYWARD	56.837	277	HAYWARD	30.458	13	277	HAYWARD	1:27.295	1:27.418	0.123
14	27	BROWN	56.901	49	CROFT	30.491	14	27	BROWN	1:27.353	1:27.828	0.475
15	10	BRUNSDON	57.135	11	BATE	30.580	15	99	WOLFF	1:27.579	1:27.627	0.048
16	141	GUILLERY	57.216	16	LAYTON	30.748	16	141	GUILLERY	1:27.588	1:27.631	0.043
17	400	THURTL	57.781	99	WOLFF	30.759	17	75	GREASLEY	1:28.895	1:29.067	0.172
18	75	GREASLEY	57.879	75	GREASLEY	31.016	18	400	THURTL	1:28.977	1:29.217	0.240
19	16	LAYTON	58.325	400	THURTL	31.196	19	16	LAYTON	1:29.073	1:29.073	0.000
20	54	SCOTT	59.075	54	SCOTT	31.435	20	54	SCOTT	1:30.510	1:30.753	0.243
21	135	NEWTON	1:00.611	87	ATKINSON	32.412	21	135	NEWTON	1:33.197	1:33.230	0.033
22	87	ATKINSON	1:00.996	4	FRANKLIN	32.485	22	87	ATKINSON	1:33.408	1:33.408	0.000
23	4	FRANKLIN	1:01.233	135	NEWTON	32.586	23	4	FRANKLIN	1:33.718	1:33.718	0.000
24	12	RAMSEY	1:02.792	12	RAMSEY	33.277	24	12	RAMSEY	1:36.069	1:36.413	0.344
25												

BMCRC - MRO Championships 2023 - Rnd 4 @ Donington Park

ACU Team Green Junior Cup & Senior Ninja Series

RACE 10 - STATISTICS

Competitors Started	25
Planned Start	2023-06-03 @ 14:30:00.000
Actual Start	2023-06-03 @ 14:42:38.336
Finish Time	2023-06-03 @ 14:52:31.732
Track Length	1.9790mi.
Total Laps	167
Total Distance Covered	330.5042mi.

Session Fastest Lap History

NO	CL	NAME	LAP TIME	TIME OF DAY	LAP	VEHICLE
191	J	Craig DANCE	1:23.774	14:45:31.188	2	Kawasaki NINJA 400
35	J	Zack WESTON	1:23.720	14:46:56.887	3	Kawasaki NINJA 400
191	J	Craig DANCE	1:23.663	14:49:42.824	5	Kawasaki NINJA 400
1	S	Phil ATKINSON	1:23.406	14:49:43.703	5	Kawasaki NINJA 400
477	J	Kade WATT	1:23.001	14:49:44.030	5	Kawasaki NINJA 400

Session Leader History

NO	CL	NAME	FROM LAP	LAPS LED	DISTANCE	VEHICLE
191	J	Craig DANCE	1	7	13.81 miles	Kawasaki NINJA 400

Flag History

TYPE	TIME OF DAY
GREEN	14:42:38.336
FINISH	14:52:31.732

Flag Statistics

TYPE	COUNT	TOTAL LAPS	TOTAL TIME
Green	1	7	11:29.754
Red	0	0	0.000
Safety Car	0	0	0.000
FCY	0	0	0.000

BMCRC - MRO Championships 2023 - Rnd 4 @ Donington Park

ACU Team Green Junior Cup & Senior Ninja Series

RACE 10 - STATISTICS

CLASS : J

14 Starters

Fastest Lap History

NO	NAME	LAP TIME	TIME OF DAY	LAP	VEHICLE
191	Craig DANCE	1:23.774	14:45:31.188	2	Kawasaki NINJA 400
35	Zack WESTON	1:23.720	14:46:56.887	3	Kawasaki NINJA 400
191	Craig DANCE	1:23.663	14:49:42.824	5	Kawasaki NINJA 400
477	Kade WATT	1:23.001	14:49:44.030	5	Kawasaki NINJA 400

Leader History

NO	NAME	FROM LAP	LAPS LED	DISTANCE	VEHICLE
191	Craig DANCE	1	7	13.81 miles	Kawasaki NINJA 400

BMCRC - MRO Championships 2023 - Rnd 4 @ Donington Park

ACU Team Green Junior Cup & Senior Ninja Series

RACE 10 - STATISTICS

CLASS : S

11 Starters

Fastest Lap History

NO	NAME	LAP TIME	TIME OF DAY	LAP	VEHICLE
1	Phil ATKINSON	1:24.681	14:45:32.595	2	Kawasaki NINJA 400
1	Phil ATKINSON	1:23.935	14:46:56.541	3	Kawasaki NINJA 400
1	Phil ATKINSON	1:23.757	14:48:20.298	4	Kawasaki NINJA 400
1	Phil ATKINSON	1:23.406	14:49:43.703	5	Kawasaki NINJA 400

Leader History

NO	NAME	FROM LAP	LAPS LED	DISTANCE	VEHICLE
1	Phil ATKINSON	1	7	13.81 miles	Kawasaki NINJA 400

BMCRC - MRO Championships 2023 - Rnd 4 @ Donington Park

ACU Team Green Junior Cup & Senior Ninja Series

RACE 20 - GRID (7 Laps)



Kawasaki

ROW 9		26	34 Oliver ARBON	25	55 Brandon BAKER					
ROW 8	24	1:36.413	12 Kees RAMSEY	23	1:33.718	4 Nigel FRANKLIN	22	1:33.408	87 Sam ATKINSON	
ROW 7		21	1:33.230	135 Jack NEWTON	20	1:30.753	54 Ben SCOTT	19	1:29.217	400 Stuart THURTLÉ
ROW 6	18	1:29.073	16 Aleisha LAYTON	17	1:29.067	75 Mason GREASLEY	16	1:27.828	27 Ben BROWN	
ROW 5		15	1:27.637	10 Mike BRUNSDON	14	1:27.631	141 Noah GUILLERY	13	1:27.627	99 Jack WOLFF
ROW 4	12	1:27.459	11 Freddie BATE	11	1:27.433	49 Ralph CROFT	10	1:27.418	277 Richard HAYWARD	
ROW 3		9	1:25.800	65 Konrad BREESE	8	1:25.755	18 George HIGGINS	7	1:25.619	45 Marley MACKENZIE
ROW 2	6	1:24.434	31 Robbie PARK	5	1:23.851	77 Joe WHITE	4	1:23.663	191 Craig DANCE	
ROW 1		3	1:23.406	1 Phil ATKINSON	2	1:23.043	35 Zack WESTON	1	1:23.001	477 Kade WATT
Pole										

Donington Park National: 1.9790 miles

These results are provisional until the conclusion of any judicial and technical matters.

Clerk Of Course :	Stewards :	Timekeeper : Richard Evans
-------------------	------------	----------------------------

Results can be found at www.tsl-timing.com

Printed - 15:19 Saturday, 03 June 2023



BMCRC - MRO Championships 2023 - Rnd 4 @ Donington Park



ACU Team Green Junior Cup & Senior Ninja Series

RACE 20 - CLASSIFICATION



POS	NO	CL	PIC NAME	ENTRY	LAPS	TIME	GAP	DIFF	MPH	BEST	ON
1	35	J	1 Zack WESTON	Kawasaki NINJA 400 - NW Racing	7	9:49.446			84.37	1:22.908	5
2	191	J	2 Craig DANCE	Kawasaki NINJA 400 - 2 Brothers Scaffolding	7	9:49.751	0.305	0.305	84.33	1:22.998	5
3	34	S	1 Oliver ARBON	Kawasaki NINJA 400 - TT Plumbing and Heating	7	9:49.924	0.478	0.173	84.30	1:22.372	4
4	1	S	2 Phil ATKINSON	Kawasaki NINJA 400 - ROSE MOT/Q Oil Treatments	7	9:50.310	0.864	0.386	84.25	1:23.234	6
5	31	J	3 Robbie PARK	Kawasaki NINJA - The Biltong Banter Box	7	9:56.250	6.804	5.940	83.41	1:23.698	4
6	77	S	3 Joe WHITE	Kawasaki NINJA 400 - Just In Graphics /MZ CONTR	7	10:00.785	11.339	4.535	82.78	1:24.031	2
7	65	S	4 Konrad BREESE	Kawasaki NINJA 400 - STIHL Racing	7	10:06.241	16.795	5.456	82.04	1:25.100	2
8	45	J	4 Marley MACKENZIE	Kawasaki NINJA - Kirkcaldy Kawasaki, ELPM	7	10:14.069	24.623	7.828	80.99	1:26.247	4
9	27	S	5 Ben BROWN	Kawasaki NINJA - Hunts Motorcycles	7	10:15.433	25.987	1.364	80.81	1:26.874	7
10	141	J	5 Noah GUILLERY	Kawasaki NINJA 300 - MDM-R	7	10:15.840	26.394	0.407	80.76	1:26.505	4
11	18	J	6 George HIGGINS	Kawasaki NINJA 400 - Aztec Racing	7	10:16.050	26.604	0.210	80.73	1:26.657	4
12	277	S	6 Richard HAYWARD	Kawasaki NINJA 300 - GForce/Hayward R Ltd/Snap	7	10:23.482	34.036	7.432	79.77	1:27.346	3
13	99	S	7 Jack WOLFF	Kawasaki NINJA 300 - Nym Technologies Racing	7	10:24.159	34.713	0.677	79.68	1:27.505	3
14	10	S	8 Mike BRUNSDON	Kawasaki NINJA 400 - Parts Europe	7	10:24.161	34.715	0.002	79.68	1:27.096	4
15	16	J	7 Aleisha LAYTON	Kawasaki NINJA 300 -	7	10:29.613	40.167	5.452	78.99	1:28.302	2
16	75	J	8 Mason GREASLEY	Kawasaki NINJA 300 - Frame fast	7	10:30.103	40.657	0.490	78.93	1:28.397	3
17	400	S	9 Stuart THURTL	Kawasaki NINJA 400 - TeamTortoise Racing	7	10:34.236	44.790	4.133	78.41	1:29.339	5
18	54	S	10 Ben SCOTT	Kawasaki NINJA 250 - GI Landscapes VampTech	7	10:43.574	54.128	9.338	77.28	1:30.581	2
19	49	J	9 Ralph CROFT	Kawasaki NINJA 300 -	7	11:03.262	1:13.816	19.688	74.98	1:29.853	5
20	135	J	10 Jack NEWTON	Kawasaki NINJA 300 -	7	11:04.475	1:15.029	1.213	74.85	1:32.882	7
21	4	S	11 Nigel FRANKLIN	Kawasaki NINJA 400 -	7	11:05.393	1:15.947	0.918	74.74	1:33.028	7
22	11	J	11 Freddie BATE	Kawasaki NINJA 300 - hartjay	7	11:05.735	1:16.289	0.342	74.70	1:29.176	4
23	87	J	12 Sam ATKINSON	Kawasaki NINJA - Major Heat	7	11:06.722	1:17.276	0.987	74.59	1:33.360	7
24	12	J	13 Kees RAMSEY	Kawasaki NINJA 400 -	7	11:14.362	1:24.916	7.640	73.75	1:34.173	7

NOT CLASSIFIED

DNF	477	J	Kade WATT	Kawasaki NINJA 400 - JMF Contracts	0
-----	-----	---	-----------	------------------------------------	---

FASTEST LAP

34	S	Oliver ARBON	Kawasaki NINJA 400 - TT Plumbing and Heating	4	1:22.372	86.49 mph	139.19 kph
35	J	Zack WESTON	Kawasaki NINJA 400 - NW Racing	5	1:22.908	85.93 mph	138.29 kph

Class J - 92.5% of Race Speed = 78.04 mph

Class S - 92.5% of Race Speed = 77.97 mph

Weather / Track : Sunny / Dry

These results are provisional until the conclusion of any judicial and technical matters.

Race Distance: 7 Laps / 13.85 miles
 Donington Park National: 1.9790 miles
 Date: 03/06/2023 Start: 17:29 Finish: 17:39

Clerk Of Course :	Stewards :	Timekeeper : Richard Evans
-------------------	------------	----------------------------

Results can be found at www.tsl-timing.com

Printed - 17:41 Saturday, 03 June 2023



BMCRC - MRO Championships 2023 - Rnd 4 @ Donington Park

ACU Team Green Junior Cup & Senior Ninja Series

RACE 20 - LAP CHART

LAP 1 @ 17:30:45.131

NO	BEHIND	LAP TIME
191		1:28.116
1	0.466	1:28.582
35	0.853	1:28.969
31	0.888	1:29.004
77	1.500	1:29.616
65	2.350	1:30.466
34	2.940	1:31.056
27	3.616	1:31.732
18	4.449	1:32.565
45	4.683	1:32.799
141	4.929	1:33.045
99	5.393	1:33.509
277	7.552	1:35.668
75	7.646	1:35.762
10	7.991	1:36.107
400	8.569	1:36.685
16	9.392	1:37.508
54	10.580	1:38.696
4	12.658	1:40.774
87	14.436	1:42.552
135	15.585	1:43.701
12	16.593	1:44.709
49	24.011	1:52.127
11	37.833	2:05.949

LAP 2 @ 17:32:09.180

NO	BEHIND	LAP TIME
191		1:24.049
35	0.222	1:23.418
1	0.543	1:24.126
31	0.805	1:23.966
77	1.482	1:24.031
34	1.946	1:23.055
65	3.401	1:25.100
27	6.982	1:27.415
45	7.318	1:26.684
141	7.675	1:26.795
18	8.289	1:27.889
99	9.243	1:27.899
277	11.805	1:28.302
10	12.564	1:28.622
75	13.470	1:29.873
16	13.645	1:28.302
400	14.139	1:29.619
54	17.112	1:30.581
4	22.649	1:34.040
87	23.802	1:33.415
135	25.383	1:33.847
12	28.946	1:36.402
49	30.836	1:30.874
11	45.191	1:31.407

LAP 3 @ 17:33:32.920

NO	BEHIND	LAP TIME
191		1:23.740
35	0.220	1:23.738
1	0.615	1:23.812
31	0.808	1:23.743
34	1.553	1:23.347
77	2.053	1:24.311
65	5.354	1:25.693
45	9.843	1:26.265

27	10.329	1:27.087
141	10.920	1:26.985
18	11.275	1:26.726
99	13.008	1:27.505
277	15.411	1:27.346
10	16.281	1:27.457
75	18.127	1:28.397
16	18.413	1:28.508
400	19.945	1:29.546
54	24.497	1:31.125
4	33.608	1:34.699
87	34.315	1:34.253
135	34.842	1:33.199
12	40.095	1:34.889
49	40.220	1:33.124
11	50.794	1:29.343

LAP 4 @ 17:34:56.298

NO	BEHIND	LAP TIME
191		1:23.378
35	0.182	1:23.340
1	0.501	1:23.264
34	0.547	1:22.372
31	1.128	1:23.698
77	3.827	1:25.152
65	7.679	1:25.703
45	12.712	1:26.247
27	13.960	1:27.009
141	14.047	1:26.505
18	14.554	1:26.657
99	18.098	1:28.468
277	19.562	1:27.529
10	19.999	1:27.096
16	23.581	1:28.546
75	23.962	1:29.213
400	26.194	1:29.627
54	31.705	1:30.586
87	44.745	1:33.808
135	45.503	1:34.039
4	46.493	1:36.263
49	51.414	1:34.572
12	51.650	1:34.933
11	56.592	1:29.176

LAP 5 @ 17:36:19.296

NO	BEHIND	LAP TIME
191		1:22.998
35	0.092	1:22.908
34	0.822	1:23.273
1	0.909	1:23.406
31	2.328	1:24.198
77	6.179	1:25.350
65	10.127	1:25.446
45	16.334	1:26.620
27	18.252	1:27.290
141	18.254	1:27.205
18	18.613	1:27.057
99	24.638	1:29.538
277	24.817	1:28.253
10	24.998	1:27.997
16	29.684	1:29.101
75	30.040	1:29.076
400	32.535	1:29.339
54	39.514	1:30.807
135	56.250	1:33.745

87	56.495	1:34.748
4	56.937	1:33.442
49	58.269	1:29.853
12	1:02.923	1:34.271
11	1:03.506	1:29.912

LAP 6 @ 17:37:42.764

NO	BEHIND	LAP TIME
191		1:23.468
35	0.104	1:23.480
34	0.255	1:22.901
1	0.675	1:23.234
31	4.056	1:25.196
77	8.491	1:25.780
65	13.167	1:26.508
45	20.462	1:27.596
18	22.547	1:27.402
27	22.810	1:28.026
141	23.256	1:28.470
277	29.418	1:28.069
99	30.036	1:28.866
10	30.153	1:28.623
16	34.702	1:28.486
75	35.313	1:28.741
400	38.781	1:29.714
54	46.829	1:30.783
135	1:05.844	1:33.062
4	1:06.616	1:33.147
49	1:07.085	1:32.284
87	1:07.613	1:34.586
11	1:10.291	1:30.253
12	1:14.440	1:34.985

LAP 7 @ 17:39:06.461

NO	BEHIND	LAP TIME
35		1:23.593
191	0.305	1:24.002
34	0.478	1:23.920
1	0.864	1:23.886
31	6.804	1:26.445
77	11.339	1:26.545
65	16.795	1:27.325
45	24.623	1:27.858
27	25.987	1:26.874
141	26.394	1:26.835
18	26.604	1:27.754
277	34.036	1:28.315
99	34.713	1:28.374
10	34.715	1:28.259
16	40.167	1:29.162
75	40.657	1:29.041
400	44.790	1:29.706
54	54.128	1:30.996
49	1:13.816	1:30.428
135	1:15.029	1:32.882
4	1:15.947	1:33.028
11	1:16.289	1:29.695
87	1:17.276	1:33.360
12	1:24.916	1:34.173

BMCRC - MRO Championships 2023 - Rnd 4 @ Donington Park

ACU Team Green Junior Cup & Senior Ninja Series

RACE 20 - POSITION CHART

No	Name	Lap Pos								
			1	2	3	4	5	6	7	
477	WATT	1	191	191	191	191	191	191	191	35
35	WESTON	2	1	35	35	35	35	35	35	191
1	ATKINSON	3	35	1	1	1	34	34	34	
191	DANCE	4	31	31	31	34	1	1	1	
77	WHITE	5	77	77	34	31	31	31	31	
31	PARK	6	65	34	77	77	77	77	77	
45	MACKENZIE	7	34	65	65	65	65	65	65	
18	HIGGINS	8	27	27	45	45	45	45	45	
65	BREESE	9	18	45	27	27	27	18	27	
277	HAYWARD	10	45	141	141	141	141	27	141	
49	CROFT	11	141	18	18	18	18	141	18	
11	BATE	12	99	99	99	99	99	277	277	
99	WOLFF	13	277	277	277	277	277	99	99	
141	GULLERY	14	75	10	10	10	10	10	10	
10	BRUNSDON	15	10	75	75	16	16	16	16	
27	BROWN	16	400	16	16	75	75	75	75	
75	GREASLEY	17	16	400	400	400	400	400	400	
16	LAYTON	18	54	54	54	54	54	54	54	
400	THURTL	19	4	4	4	87	135	135	49	
54	SCOTT	20	87	87	87	135	87	4	135	
135	NEWTON	21	135	135	135	4	4	49	4	
87	ATKINSON	22	12	12	12	49	49	87	11	
4	FRANKLIN	23	49	49	49	12	12	11	87	
12	RAMSEY	24	11	11	11	11	11	12	12	
34	ARBON	25								

BMCRC - MRO Championships 2023 - Rnd 4 @ Donington Park

ACU Team Green Junior Cup & Senior Ninja Series

RACE 20 - SECTOR ANALYSIS



SECTOR 1 = FL to I1, SECTOR 2 = I1 to FL, DIFF = Difference To Personal Best Lap, P = Crossed Finish Line in Pit Lane, D = Time Disallowed

P1 35 J Zack WESTON		Kawasaki NINJA 400 - NW Racing				
IDEAL LAP TIME : 1:22.853		BEST LAP TIME : 1:22.908		DIFFERENCE : 0.055		
LAP	SECTOR 1	SECTOR 2	LAP TIME	MPH	DIFF	TIME OF DAY
1 -		29.733	1:28.969	80.07	6.061	17:30:45.984
2 -	54.321	29.097	1:23.418 (3)	85.40	0.510	17:32:09.402
3 -	54.471	29.267	1:23.738	85.08	0.830	17:33:33.140
4 -	54.336	29.004	1:23.340 (2)	85.48	0.432	17:34:56.480
5 -	53.971	28.937	1:22.908 (1)	85.93		17:36:19.388
6 -	54.280	29.200	1:23.480	85.34	0.572	17:37:42.868
7 -	54.711	28.882	1:23.593	85.23	0.685	17:39:06.461

P2 191 J Craig DANCE		Kawasaki NINJA 400 - 2 Brothers Scaffolding				
IDEAL LAP TIME : 1:22.998		BEST LAP TIME : 1:22.998		DIFFERENCE : 0.000		
LAP	SECTOR 1	SECTOR 2	LAP TIME	MPH	DIFF	TIME OF DAY
1 -		29.315	1:28.116	80.85	5.118	17:30:45.131
2 -	54.821	29.228	1:24.049	84.76	1.051	17:32:09.180
3 -	54.594	29.146	1:23.740	85.08	0.742	17:33:32.920
4 -	54.327	29.051	1:23.378 (2)	85.44	0.380	17:34:56.298
5 -	54.015	28.983	1:22.998 (1)	85.84		17:36:19.296
6 -	54.262	29.206	1:23.468 (3)	85.35	0.470	17:37:42.764
7 -	54.799	29.203	1:24.002	84.81	1.004	17:39:06.766

P3 34 S Oliver ARBON		Kawasaki NINJA 400 - TT Plumbing and Heating				
IDEAL LAP TIME : 1:22.372		BEST LAP TIME : 1:22.372		DIFFERENCE : 0.000		
LAP	SECTOR 1	SECTOR 2	LAP TIME	MPH	DIFF	TIME OF DAY
1 -		29.459	1:31.056	78.24	8.684	17:30:48.071
2 -	53.952	29.103	1:23.055 (3)	85.78	0.683	17:32:11.126
3 -	54.267	29.080	1:23.347	85.48	0.975	17:33:34.473
4 -	53.450	28.922	1:22.372 (1)	86.49		17:34:56.845
5 -	53.909	29.364	1:23.273	85.55	0.901	17:36:20.118
6 -	53.884	29.017	1:22.901 (2)	85.94	0.529	17:37:43.019
7 -	54.942	28.978	1:23.920	84.89	1.548	17:39:06.939

P4 1 S Phil ATKINSON		Kawasaki NINJA 400 - ROSE MOT/Q Oil Treatments				
IDEAL LAP TIME : 1:22.945		BEST LAP TIME : 1:23.234		DIFFERENCE : 0.289		
LAP	SECTOR 1	SECTOR 2	LAP TIME	MPH	DIFF	TIME OF DAY
1 -		29.699	1:28.582	80.42	5.348	17:30:45.597
2 -	54.894	29.232	1:24.126	84.69	0.892	17:32:09.723
3 -	54.430	29.382	1:23.812	85.00	0.578	17:33:33.535
4 -	53.789	29.475	1:23.264 (2)	85.56	0.030	17:34:56.799
5 -	54.250	29.156	1:23.406 (3)	85.42	0.172	17:36:20.205
6 -	53.926	29.308	1:23.234 (1)	85.59		17:37:43.439
7 -	54.677	29.209	1:23.886	84.93	0.652	17:39:07.325

P5 31 J Robbie PARK		Kawasaki NINJA - The Biltong Banter Box				
IDEAL LAP TIME : 1:23.385		BEST LAP TIME : 1:23.698		DIFFERENCE : 0.313		
LAP	SECTOR 1	SECTOR 2	LAP TIME	MPH	DIFF	TIME OF DAY
1 -		29.962	1:29.004	80.04	5.306	17:30:46.019
2 -	54.658	29.308	1:23.966 (3)	84.85	0.268	17:32:09.985
3 -	54.376	29.367	1:23.743 (2)	85.07	0.045	17:33:33.728
4 -	54.077	29.621	1:23.698 (1)	85.12		17:34:57.426
5 -	54.841	29.357	1:24.198	84.61	0.500	17:36:21.624
6 -	55.603	29.593	1:25.196	83.62	1.498	17:37:46.820
7 -	56.377	30.068	1:26.445	82.41	2.747	17:39:13.265

BMCRC - MRO Championships 2023 - Rnd 4 @ Donington Park

ACU Team Green Junior Cup & Senior Ninja Series

RACE 20 - SECTOR ANALYSIS



SECTOR 1 = FL to I1, SECTOR 2 = I1 to FL, DIFF = Difference To Personal Best Lap, P = Crossed Finish Line in Pit Lane, D = Time Disallowed

P6 77 S		Joe WHITE		Kawasaki NINJA 400 - Just In Graphics /MZ CONTRACTS/ Silver		
IDEAL LAP TIME : 1:23.867		BEST LAP TIME : 1:24.031		DIFFERENCE : 0.164		
LAP	SECTOR 1	SECTOR 2	LAP TIME	MPH	DIFF	TIME OF DAY
1 -		29.950	1:29.616	79.50	5.585	17:30:46.631
2 -	54.727	29.304	1:24.031 (1)	84.78		17:32:10.662
3 -	54.563	29.748	1:24.311 (2)	84.50	0.280	17:33:34.973
4 -	55.455	29.697	1:25.152 (3)	83.66	1.121	17:35:00.125
5 -	55.519	29.831	1:25.350	83.47	1.319	17:36:25.475
6 -	56.086	29.694	1:25.780	83.05	1.749	17:37:51.255
7 -	56.676	29.869	1:26.545	82.32	2.514	17:39:17.800

P7 65 S		Konrad BREESE		Kawasaki NINJA 400 - STIHL Racing		
IDEAL LAP TIME : 1:24.871		BEST LAP TIME : 1:25.100		DIFFERENCE : 0.229		
LAP	SECTOR 1	SECTOR 2	LAP TIME	MPH	DIFF	TIME OF DAY
1 -		29.907	1:30.466	78.75	5.366	17:30:47.481
2 -	55.321	29.779	1:25.100 (1)	83.72		17:32:12.581
3 -	55.899	29.794	1:25.693 (3)	83.14	0.593	17:33:38.274
4 -	55.938	29.765	1:25.703	83.13	0.603	17:35:03.977
5 -	55.896	29.550	1:25.446 (2)	83.38	0.346	17:36:29.423
6 -	56.516	29.992	1:26.508	82.35	1.408	17:37:55.931
7 -	56.758	30.567	1:27.325	81.58	2.225	17:39:23.256

P8 45 J		Marley MACKENZIE		Kawasaki NINJA - Kirkcaldy Kawasaki, ELPM		
IDEAL LAP TIME : 1:25.883		BEST LAP TIME : 1:26.247		DIFFERENCE : 0.364		
LAP	SECTOR 1	SECTOR 2	LAP TIME	MPH	DIFF	TIME OF DAY
1 -		30.708	1:32.799	76.77	6.552	17:30:49.814
2 -	55.779	30.905	1:26.684	82.19	0.437	17:32:16.498
3 -	56.152	30.113	1:26.265 (2)	82.59	0.018	17:33:42.763
4 -	56.120	30.127	1:26.247 (1)	82.60		17:35:09.010
5 -	56.516	30.104	1:26.620 (3)	82.25	0.373	17:36:35.630
6 -	57.084	30.512	1:27.596	81.33	1.349	17:38:03.226
7 -	57.309	30.549	1:27.858	81.09	1.611	17:39:31.084

P9 27 S		Ben BROWN		Kawasaki NINJA - Hunts Motorcycles		
IDEAL LAP TIME : 1:26.874		BEST LAP TIME : 1:26.874		DIFFERENCE : 0.000		
LAP	SECTOR 1	SECTOR 2	LAP TIME	MPH	DIFF	TIME OF DAY
1 -		30.389	1:31.732	77.66	4.858	17:30:48.747
2 -	56.860	30.555	1:27.415	81.50	0.541	17:32:16.162
3 -	56.768	30.319	1:27.087 (3)	81.81	0.213	17:33:43.249
4 -	56.703	30.306	1:27.009 (2)	81.88	0.135	17:35:10.258
5 -	56.882	30.408	1:27.290	81.62	0.416	17:36:37.548
6 -	57.032	30.994	1:28.026	80.93	1.152	17:38:05.574
7 -	56.587	30.287	1:26.874 (1)	82.01		17:39:32.448

P10 141 J		Noah GUILLERY		Kawasaki NINJA 300 - MDM-R		
IDEAL LAP TIME : 1:26.212		BEST LAP TIME : 1:26.505		DIFFERENCE : 0.293		
LAP	SECTOR 1	SECTOR 2	LAP TIME	MPH	DIFF	TIME OF DAY
1 -		30.413	1:33.045	76.57	6.540	17:30:50.060
2 -	56.410	30.385	1:26.795 (2)	82.08	0.290	17:32:16.855
3 -	56.659	30.326	1:26.985	81.90	0.480	17:33:43.840
4 -	56.703	29.802	1:26.505 (1)	82.36		17:35:10.345
5 -	56.924	30.281	1:27.205	81.69	0.700	17:36:37.550
6 -	57.331	31.139	1:28.470	80.53	1.965	17:38:06.020
7 -	56.658	30.177	1:26.835 (3)	82.04	0.330	17:39:32.855

BMCRC - MRO Championships 2023 - Rnd 4 @ Donington Park

ACU Team Green Junior Cup & Senior Ninja Series

RACE 20 - SECTOR ANALYSIS



SECTOR 1 = FL to I1, SECTOR 2 = I1 to FL, DIFF = Difference To Personal Best Lap, P = Crossed Finish Line in Pit Lane, D = Time Disallowed

P11 18 J		George HIGGINS		Kawasaki NINJA 400 - Aztec Racing		
IDEAL LAP TIME : 1:26.326		BEST LAP TIME : 1:26.657		DIFFERENCE : 0.331		
LAP	SECTOR 1	SECTOR 2	LAP TIME	MPH	DIFF	TIME OF DAY
1 -		30.620	1:32.565	76.96	5.908	17:30:49.580
2 -	56.438	31.451	1:27.889	81.06	1.232	17:32:17.469
3 -	56.205	30.521	1:26.726 (2)	82.15	0.069	17:33:44.195
4 -	56.536	30.121	1:26.657 (1)	82.21		17:35:10.852
5 -	56.567	30.490	1:27.057 (3)	81.83	0.400	17:36:37.909
6 -	56.793	30.609	1:27.402	81.51	0.745	17:38:05.311
7 -	56.968	30.786	1:27.754	81.18	1.097	17:39:33.065

P12 277 S		Richard HAYWARD		Kawasaki NINJA 300 - GForce/Hayward R Ltd/SnapOn		
IDEAL LAP TIME : 1:26.918		BEST LAP TIME : 1:27.346		DIFFERENCE : 0.428		
LAP	SECTOR 1	SECTOR 2	LAP TIME	MPH	DIFF	TIME OF DAY
1 -		31.172	1:35.668	74.47	8.322	17:30:52.683
2 -	57.610	30.692	1:28.302	80.68	0.956	17:32:20.985
3 -	56.448	30.898	1:27.346 (1)	81.56		17:33:48.331
4 -	57.059	30.470	1:27.529 (2)	81.39	0.183	17:35:15.860
5 -	57.325	30.928	1:28.253	80.72	0.907	17:36:44.113
6 -	57.569	30.500	1:28.069 (3)	80.89	0.723	17:38:12.182
7 -	57.725	30.590	1:28.315	80.67	0.969	17:39:40.497

P13 99 S		Jack WOLFF		Kawasaki NINJA 300 - Nym Technologies Racing		
IDEAL LAP TIME : 1:27.241		BEST LAP TIME : 1:27.505		DIFFERENCE : 0.264		
LAP	SECTOR 1	SECTOR 2	LAP TIME	MPH	DIFF	TIME OF DAY
1 -		30.603	1:33.509	76.19	6.004	17:30:50.524
2 -	56.837	31.062	1:27.899 (2)	81.05	0.394	17:32:18.423
3 -	56.638	30.867	1:27.505 (1)	81.41		17:33:45.928
4 -	57.502	30.966	1:28.468	80.53	0.963	17:35:14.396
5 -	58.426	31.112	1:29.538	79.57	2.033	17:36:43.934
6 -	58.108	30.758	1:28.866	80.17	1.361	17:38:12.800
7 -	57.368	31.006	1:28.374 (3)	80.61	0.869	17:39:41.174

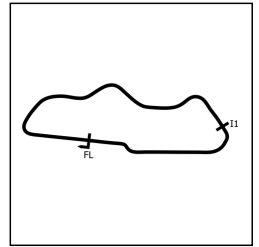
P14 10 S		Mike BRUNSDON		Kawasaki NINJA 400 - Parts Europe		
IDEAL LAP TIME : 1:27.096		BEST LAP TIME : 1:27.096		DIFFERENCE : 0.000		
LAP	SECTOR 1	SECTOR 2	LAP TIME	MPH	DIFF	TIME OF DAY
1 -		31.114	1:36.107	74.13	9.011	17:30:53.122
2 -	57.986	30.636	1:28.622	80.39	1.526	17:32:21.744
3 -	56.963	30.494	1:27.457 (2)	81.46	0.361	17:33:49.201
4 -	56.694	30.402	1:27.096 (1)	81.80		17:35:16.297
5 -	57.227	30.770	1:27.997 (3)	80.96	0.901	17:36:44.294
6 -	57.998	30.625	1:28.623	80.39	1.527	17:38:12.917
7 -	57.572	30.687	1:28.259	80.72	1.163	17:39:41.176

P15 16 J		Aleisha LAYTON		Kawasaki NINJA 300 -		
IDEAL LAP TIME : 1:27.827		BEST LAP TIME : 1:28.302		DIFFERENCE : 0.475		
LAP	SECTOR 1	SECTOR 2	LAP TIME	MPH	DIFF	TIME OF DAY
1 -		31.322	1:37.508	73.06	9.206	17:30:54.523
2 -	57.615	30.687	1:28.302 (1)	80.68		17:32:22.825
3 -	57.604	30.904	1:28.508 (3)	80.49	0.206	17:33:51.333
4 -	57.823	30.723	1:28.546	80.46	0.244	17:35:19.879
5 -	58.312	30.789	1:29.101	79.96	0.799	17:36:48.980
6 -	58.263	30.223	1:28.486 (2)	80.51	0.184	17:38:17.466
7 -	58.517	30.645	1:29.162	79.90	0.860	17:39:46.628

BMCRC - MRO Championships 2023 - Rnd 4 @ Donington Park

ACU Team Green Junior Cup & Senior Ninja Series

RACE 20 - SECTOR ANALYSIS



SECTOR 1 = FL to I1, SECTOR 2 = I1 to FL, DIFF = Difference To Personal Best Lap, P = Crossed Finish Line in Pit Lane, D = Time Disallowed

P16 75 J		Mason GREASLEY		Kawasaki NINJA 300 - Frame fast		
IDEAL LAP TIME : 1:28.152		BEST LAP TIME : 1:28.397		DIFFERENCE : 0.245		
LAP	SECTOR 1	SECTOR 2	LAP TIME	MPH	DIFF	TIME OF DAY
1 -		31.595	1:35.762	74.39	7.365	17:30:52.777
2 -	58.623	31.250	1:29.873	79.27	1.476	17:32:22.650
3 -	57.452	30.945	1:28.397 (1)	80.59		17:33:51.047
4 -	58.450	30.763	1:29.213	79.86	0.816	17:35:20.260
5 -	58.334	30.742	1:29.076	79.98	0.679	17:36:49.336
6 -	57.540	31.201	1:28.741 (2)	80.28	0.344	17:38:18.077
7 -	58.341	30.700	1:29.041 (3)	80.01	0.644	17:39:47.118

P17 400 S		Stuart THURTLE		Kawasaki NINJA 400 - TeamTortoise Racing		
IDEAL LAP TIME : 1:29.136		BEST LAP TIME : 1:29.339		DIFFERENCE : 0.203		
LAP	SECTOR 1	SECTOR 2	LAP TIME	MPH	DIFF	TIME OF DAY
1 -		31.923	1:36.685	73.68	7.346	17:30:53.700
2 -	58.060	31.559	1:29.619 (3)	79.49	0.280	17:32:23.319
3 -	57.962	31.584	1:29.546 (2)	79.56	0.207	17:33:52.865
4 -	58.270	31.357	1:29.627	79.49	0.288	17:35:22.492
5 -	58.115	31.224	1:29.339 (1)	79.74		17:36:51.831
6 -	58.540	31.174	1:29.714	79.41	0.375	17:38:21.545
7 -	58.332	31.374	1:29.706	79.42	0.367	17:39:51.251

P18 54 S		Ben SCOTT		Kawasaki NINJA 250 - GI Landscapes VampTech		
IDEAL LAP TIME : 1:30.337		BEST LAP TIME : 1:30.581		DIFFERENCE : 0.244		
LAP	SECTOR 1	SECTOR 2	LAP TIME	MPH	DIFF	TIME OF DAY
1 -		31.746	1:38.696	72.18	8.115	17:30:55.711
2 -	58.909	31.672	1:30.581 (1)	78.65		17:32:26.292
3 -	59.507	31.618	1:31.125	78.18	0.544	17:33:57.417
4 -	59.158	31.428	1:30.586 (2)	78.65	0.005	17:35:28.003
5 -	59.299	31.508	1:30.807	78.45	0.226	17:36:58.810
6 -	59.000	31.783	1:30.783 (3)	78.47	0.202	17:38:29.593
7 -	59.374	31.622	1:30.996	78.29	0.415	17:40:00.589

P19 49 J		Ralph CROFT		Kawasaki NINJA 300 -		
IDEAL LAP TIME : 1:29.853		BEST LAP TIME : 1:29.853		DIFFERENCE : 0.000		
LAP	SECTOR 1	SECTOR 2	LAP TIME	MPH	DIFF	TIME OF DAY
1 -		50.663	1:52.127	63.54	22.274	17:31:09.142
2 -	59.496	31.378	1:30.874 (3)	78.40	1.021	17:32:40.016
3 -	1:00.378	32.746	1:33.124	76.50	3.271	17:34:13.140
4 -	1:01.721	32.851	1:34.572	75.33	4.719	17:35:47.712
5 -	59.064	30.789	1:29.853 (1)	79.29		17:37:17.565
6 -	59.748	32.536	1:32.284	77.20	2.431	17:38:49.849
7 -	59.361	31.067	1:30.428 (2)	78.78	0.575	17:40:20.277

P20 135 J		Jack NEWTON		Kawasaki NINJA 300 -		
IDEAL LAP TIME : 1:32.374		BEST LAP TIME : 1:32.882		DIFFERENCE : 0.508		
LAP	SECTOR 1	SECTOR 2	LAP TIME	MPH	DIFF	TIME OF DAY
1 -		34.047	1:43.701	68.70	10.819	17:31:00.716
2 -	1:01.183	32.664	1:33.847	75.91	0.965	17:32:34.563
3 -	1:00.256	32.943	1:33.199 (3)	76.44	0.317	17:34:07.762
4 -	1:01.704	32.335	1:34.039	75.76	1.157	17:35:41.801
5 -	1:01.338	32.407	1:33.745	76.00	0.863	17:37:15.546
6 -	1:00.515	32.547	1:33.062 (2)	76.55	0.180	17:38:48.608
7 -	1:00.764	32.118	1:32.882 (1)	76.70		17:40:21.490

BMCRC - MRO Championships 2023 - Rnd 4 @ Donington Park

ACU Team Green Junior Cup & Senior Ninja Series

RACE 20 - SECTOR ANALYSIS



SECTOR 1 = FL to I1, SECTOR 2 = I1 to FL, DIFF = Difference To Personal Best Lap, P = Crossed Finish Line in Pit Lane, D = Time Disallowed

P21		4 S		Nigel FRANKLIN		Kawasaki NINJA 400 -	
IDEAL LAP TIME : 1:32.848		BEST LAP TIME : 1:33.028		DIFFERENCE : 0.180			
LAP	SECTOR 1	SECTOR 2	LAP TIME	MPH	DIFF	TIME OF DAY	
1 -		32.465	1:40.774	70.69	7.746	17:30:57.789	
2 -	1:01.032	33.008	1:34.040	75.76	1.012	17:32:31.829	
3 -	1:02.100	32.599	1:34.699	75.23	1.671	17:34:06.528	
4 -	1:03.554	32.709	1:36.263	74.01	3.235	17:35:42.791	
5 -	1:01.070	32.372	1:33.442 (3)	76.24	0.414	17:37:16.233	
6 -	1:00.950	32.197	1:33.147 (2)	76.48	0.119	17:38:49.380	
7 -	1:00.651	32.377	1:33.028 (1)	76.58		17:40:22.408	

P22		11 J		Freddie BATE		Kawasaki NINJA 300 - hartjay	
IDEAL LAP TIME : 1:28.962		BEST LAP TIME : 1:29.176		DIFFERENCE : 0.214			
LAP	SECTOR 1	SECTOR 2	LAP TIME	MPH	DIFF	TIME OF DAY	
1 -		31.503	2:05.949	56.56	36.773	17:31:22.964	
2 -	59.587	31.820	1:31.407	77.94	2.231	17:32:54.371	
3 -	58.380	30.963	1:29.343 (2)	79.74	0.167	17:34:23.714	
4 -	57.999	31.177	1:29.176 (1)	79.89		17:35:52.890	
5 -	58.288	31.624	1:29.912	79.24	0.736	17:37:22.802	
6 -	59.101	31.152	1:30.253	78.94	1.077	17:38:53.055	
7 -	58.329	31.366	1:29.695 (3)	79.43	0.519	17:40:22.750	

P23		87 J		Sam ATKINSON		Kawasaki NINJA - Major Heat	
IDEAL LAP TIME : 1:32.621		BEST LAP TIME : 1:33.360		DIFFERENCE : 0.739			
LAP	SECTOR 1	SECTOR 2	LAP TIME	MPH	DIFF	TIME OF DAY	
1 -		32.634	1:42.552	69.47	9.192	17:30:59.567	
2 -	1:00.673	32.742	1:33.415 (2)	76.26	0.055	17:32:32.982	
3 -	1:01.198	33.055	1:34.253	75.59	0.893	17:34:07.235	
4 -	1:01.509	32.299	1:33.808 (3)	75.94	0.448	17:35:41.043	
5 -	1:01.850	32.898	1:34.748	75.19	1.388	17:37:15.791	
6 -	1:01.023	33.563	1:34.586	75.32	1.226	17:38:50.377	
7 -	1:01.412	31.948	1:33.360 (1)	76.31		17:40:23.737	

P24		12 J		Kees RAMSEY		Kawasaki NINJA 400 -	
IDEAL LAP TIME : 1:34.081		BEST LAP TIME : 1:34.173		DIFFERENCE : 0.092			
LAP	SECTOR 1	SECTOR 2	LAP TIME	MPH	DIFF	TIME OF DAY	
1 -		33.493	1:44.709	68.04	10.536	17:31:01.724	
2 -	1:03.371	33.031	1:36.402	73.90	2.229	17:32:38.126	
3 -	1:02.248	32.641	1:34.889 (3)	75.08	0.716	17:34:13.015	
4 -	1:01.770	33.163	1:34.933	75.04	0.760	17:35:47.948	
5 -	1:01.600	32.671	1:34.271 (2)	75.57	0.098	17:37:22.219	
6 -	1:02.419	32.566	1:34.985	75.00	0.812	17:38:57.204	
7 -	1:01.515	32.658	1:34.173 (1)	75.65		17:40:31.377	

BMCRC - MRO Championships 2023 - Rnd 4 @ Donington Park

ACU Team Green Junior Cup & Senior Ninja Series

RACE 20 - BEST SECTORS

SECTOR 1			SECTOR 2			IDEAL / BEST COMPARISON						
POS	NO	NAME	TIME	NO	NAME	TIME	POS	NO	NAME	IDEAL	BEST	DIFF
									PERFECT LAP	1:22.332		
1	34	ARBON	53.450	35	WESTON	28.882	1	34	ARBON	1:22.372	1:22.372	0.000
2	1	ATKINSON	53.789	34	ARBON	28.922	2	35	WESTON	1:22.853	1:22.908	0.055
3	35	WESTON	53.971	191	DANCE	28.983	3	1	ATKINSON	1:22.945	1:23.234	0.289
4	191	DANCE	54.015	1	ATKINSON	29.156	4	191	DANCE	1:22.998	1:22.998	0.000
5	31	PARK	54.077	77	WHITE	29.304	5	31	PARK	1:23.385	1:23.698	0.313
6	77	WHITE	54.563	31	PARK	29.308	6	77	WHITE	1:23.867	1:24.031	0.164
7	65	BREESE	55.321	65	BREESE	29.550	7	65	BREESE	1:24.871	1:25.100	0.229
8	45	MACKENZIE	55.779	141	GUILLERY	29.802	8	45	MACKENZIE	1:25.883	1:26.247	0.364
9	18	HIGGINS	56.205	45	MACKENZIE	30.104	9	141	GUILLERY	1:26.212	1:26.505	0.293
10	141	GUILLERY	56.410	18	HIGGINS	30.121	10	18	HIGGINS	1:26.326	1:26.657	0.331
11	277	HAYWARD	56.448	16	LAYTON	30.223	11	27	BROWN	1:26.874	1:26.874	0.000
12	27	BROWN	56.587	27	BROWN	30.287	12	277	HAYWARD	1:26.918	1:27.346	0.428
13	99	WOLFF	56.638	10	BRUNSDON	30.402	13	10	BRUNSDON	1:27.096	1:27.096	0.000
14	10	BRUNSDON	56.694	277	HAYWARD	30.470	14	99	WOLFF	1:27.241	1:27.505	0.264
15	75	GREASLEY	57.452	99	WOLFF	30.603	15	16	LAYTON	1:27.827	1:28.302	0.475
16	16	LAYTON	57.604	75	GREASLEY	30.700	16	75	GREASLEY	1:28.152	1:28.397	0.245
17	400	THURTLÉ	57.962	49	CROFT	30.789	17	11	BATE	1:28.962	1:29.176	0.214
18	11	BATE	57.999	11	BATE	30.963	18	400	THURTLÉ	1:29.136	1:29.339	0.203
19	54	SCOTT	58.909	400	THURTLÉ	31.174	19	49	CROFT	1:29.853	1:29.853	0.000
20	49	CROFT	59.064	54	SCOTT	31.428	20	54	SCOTT	1:30.337	1:30.581	0.244
21	135	NEWTON	1:00.256	87	ATKINSON	31.948	21	135	NEWTON	1:32.374	1:32.882	0.508
22	4	FRANKLIN	1:00.651	135	NEWTON	32.118	22	87	ATKINSON	1:32.621	1:33.360	0.739
23	87	ATKINSON	1:00.673	4	FRANKLIN	32.197	23	4	FRANKLIN	1:32.848	1:33.028	0.180
24	12	RAMSEY	1:01.515	12	RAMSEY	32.566	24	12	RAMSEY	1:34.081	1:34.173	0.092
25												

BMCRC - MRO Championships 2023 - Rnd 4 @ Donington Park

ACU Team Green Junior Cup & Senior Ninja Series

RACE 20 - STATISTICS

Competitors Started 24
Planned Start 2023-06-03 @ 17:00:00.000
Actual Start 2023-06-03 @ 17:29:17.014
Finish Time 2023-06-03 @ 17:39:06.460
Track Length 1.9790mi.
Total Laps 168
Total Distance Covered 332.4832mi.

Session Fastest Lap History

NO	CL	NAME	LAP TIME	TIME OF DAY	LAP	VEHICLE
191	J	Craig DANCE	1:24.049	17:32:09.218	2	Kawasaki NINJA 400
35	J	Zack WESTON	1:23.418	17:32:09.414	2	Kawasaki NINJA 400
34	S	Oliver ARBON	1:23.055	17:32:11.135	2	Kawasaki NINJA 400
34	S	Oliver ARBON	1:22.372	17:34:56.845	4	Kawasaki NINJA 400

Session Leader History

NO	CL	NAME	FROM LAP	LAPS LED	DISTANCE	VEHICLE
191	J	Craig DANCE	1	6	11.83 miles	Kawasaki NINJA 400
35	J	Zack WESTON	7	1	1.97 miles	Kawasaki NINJA 400

Flag History

TYPE	TIME OF DAY
GREEN	17:29:17.014
FINISH	17:39:06.460

Flag Statistics

TYPE	COUNT	TOTAL LAPS	TOTAL TIME
Green	1	7	11:24.521
Red	0	0	0.000
Safety Car	0	0	0.000
FCY	0	0	0.000

BMCRC - MRO Championships 2023 - Rnd 4 @ Donington Park

ACU Team Green Junior Cup & Senior Ninja Series

RACE 20 - STATISTICS

CLASS : J

13 Starters

Fastest Lap History

NO	NAME	LAP TIME	TIME OF DAY	LAP	VEHICLE
191	Craig DANCE	1:24.049	17:32:09.218	2	Kawasaki NINJA 400
35	Zack WESTON	1:23.418	17:32:09.414	2	Kawasaki NINJA 400
191	Craig DANCE	1:23.378	17:34:56.335	4	Kawasaki NINJA 400
35	Zack WESTON	1:23.340	17:34:56.493	4	Kawasaki NINJA 400
191	Craig DANCE	1:22.998	17:36:19.333	5	Kawasaki NINJA 400
35	Zack WESTON	1:22.908	17:36:19.400	5	Kawasaki NINJA 400

Leader History

NO	NAME	FROM LAP	LAPS LED	DISTANCE	VEHICLE
191	Craig DANCE	1	6	11.83 miles	Kawasaki NINJA 400
35	Zack WESTON	7	1	1.97 miles	Kawasaki NINJA 400

BMCRC - MRO Championships 2023 - Rnd 4 @ Donington Park

ACU Team Green Junior Cup & Senior Ninja Series

RACE 20 - STATISTICS

CLASS : S

11 Starters

Fastest Lap History

NO	NAME	LAP TIME	TIME OF DAY	LAP	VEHICLE
1	Phil ATKINSON	1:24.126	17:32:09.729	2	Kawasaki NINJA 400
77	Joe WHITE	1:24.031	17:32:10.670	2	Kawasaki NINJA 400
34	Oliver ARBON	1:23.055	17:32:11.135	2	Kawasaki NINJA 400
34	Oliver ARBON	1:22.372	17:34:56.845	4	Kawasaki NINJA 400

Leader History

NO	NAME	FROM LAP	LAPS LED	DISTANCE	VEHICLE
1	Phil ATKINSON	1	4	7.87 miles	Kawasaki NINJA 400
34	Oliver ARBON	5	3	5.93 miles	Kawasaki NINJA 400

BMCRC - MRO Championships 2023 - Rnd 4 @ Donington Park

ACU Team Green Junior Cup & Senior Ninja Series

RACE 10 - GRID (10 Laps)



Kawasaki

ROW 9		26	55 Brandon BAKER	25	12 Kees RAMSEY	1:34.173				
ROW 8	24	87 Sam ATKINSON	1:33.360	23	4 Nigel FRANKLIN	1:33.028	22	135 Jack NEWTON	1:32.882	
ROW 7		21	54 Ben SCOTT	1:30.581	20	49 Ralph CROFT	1:29.853	19	400 Stuart THURTLÉ	1:29.339
ROW 6	18	11 Freddie BATE	1:29.176	17	75 Mason GREASLEY	1:28.397	16	16 Aleisha LAYTON	1:28.302	
ROW 5		15	99 Jack WOLFF	1:27.505	14	277 Richard HAYWARD	1:27.346	13	10 Mike BRUNSDON	1:27.096
ROW 4	12	27 Ben BROWN	1:26.874	11	18 George HIGGINS	1:26.657	10	141 Noah GUILLERY	1:26.505	
ROW 3		9	45 Marley MACKENZIE	1:26.247	8	65 Konrad BREESE	1:25.100	7	477 Kade WATT	
ROW 2	6	77 Joe WHITE	1:24.031	5	31 Robbie PARK	1:23.698	4	1 Phil ATKINSON	1:23.234	
ROW 1		3	191 Craig DANCE	1:22.998	2	35 Zack WESTON	1:22.908	1	34 Oliver ARBON	1:22.372
Pole										

Donington Park National: 1.9790 miles

These results are provisional until the conclusion of any judicial and technical matters.

Clerk Of Course :	Stewards :	Timekeeper : Richard Evans
-------------------	------------	----------------------------

Results can be found at www.tsl-timing.com

Printed - 17:47 Saturday, 03 June 2023



BMCRC - MRO Championships 2023 - Rnd 4 @ Donington Park

ACU Team Green Junior Cup & Senior Ninja Series

RACE 10 - CLASSIFICATION



Kawasaki

POS	NO	CL	PIC NAME	ENTRY	LAPS	TIME	GAP	DIFF	MPH	BEST	ON
1	34	S	1 Oliver ARBON	Kawasaki NINJA 400 - TT Plumbing and Heating	10	14:04.380			84.21	1:23.094	4
2	35	J	1 Zack WESTON	Kawasaki NINJA 400 - NW Racing	10	14:04.612	0.232	0.232	84.19	1:23.862	2
3	477	J	2 Kade WATT	Kawasaki NINJA 400 - JMF Contracts	10	14:11.037	6.657	6.425	83.55	1:22.964	3
4	1	S	2 Phil ATKINSON	Kawasaki NINJA 400 - ROSE MOT/Q Oil Treatments	10	14:11.144	6.764	0.107	83.54	1:23.540	3
5	77	S	3 Joe WHITE	Kawasaki NINJA 400 - Just In Graphics /MZ CONTR	10	14:11.252	6.872	0.108	83.53	1:24.085	4
6	31	J	3 Robbie PARK	Kawasaki NINJA - The Biltong Banter Box	10	14:11.396	7.016	0.144	83.52	1:23.736	5
7	65	S	4 Konrad BREESE	Kawasaki NINJA 400 - STIHL Racing	10	14:16.933	12.553	5.537	82.98	1:24.739	2
8	7	J	4 Harley McCABE	Kawasaki NINJA 300 -	10	14:17.188	12.808	0.255	82.95	1:23.723	10
9	141	J	5 Noah GUILLERY	Kawasaki NINJA 300 - MDM-R	10	14:24.974	20.594	7.786	82.21	1:25.341	8
10	45	J	6 Marley MACKENZIE	Kawasaki NINJA - Kirkcaldy Kawasaki, ELPM	10	14:24.992	20.612	0.018	82.20	1:25.418	6
11	27	S	5 Ben BROWN	Kawasaki NINJA - Hunts Motorcycles	10	14:29.458	25.078	4.466	81.78	1:25.678	3
12	18	J	7 George HIGGINS	Kawasaki NINJA 400 - Aztec Racing	10	14:29.579	25.199	0.121	81.77	1:25.901	5
13	10	S	6 Mike BRUNSDON	Kawasaki NINJA 400 - Parts Europe	10	14:41.449	37.069	11.870	80.67	1:26.580	8
14	277	S	7 Richard HAYWARD	Kawasaki NINJA 300 - GForce/Hayward R Ltd/Snap	10	14:42.119	37.739	0.670	80.61	1:26.823	8
15	99	S	8 Jack WOLFF	Kawasaki NINJA 300 - Nym Technologies Racing	10	14:42.578	38.198	0.459	80.57	1:26.693	8
16	49	J	8 Ralph CROFT	Kawasaki NINJA 300 -	10	14:47.106	42.726	4.528	80.15	1:26.967	7
17	75	J	9 Mason GREASLEY	Kawasaki NINJA 300 - Frame fast	10	14:47.401	43.021	0.295	80.13	1:27.324	9
18	16	J	10 Aleisha LAYTON	Kawasaki NINJA 300 -	10	14:50.632	46.252	3.231	79.84	1:27.342	7
19	400	S	9 Stuart THURTLIE	Kawasaki NINJA 400 - TeamTortoise Racing	10	15:08.607	1:04.227	17.975	78.26	1:29.063	4
20	11	J	11 Freddie BATE	Kawasaki NINJA 300 - hartjay	10	15:13.403	1:09.023	4.796	77.85	1:28.774	2
21	4	S	10 Nigel FRANKLIN	Kawasaki NINJA 400 -	9	14:08.839	1 Lap	1 Lap	75.37	1:32.926	2
22	87	J	12 Sam ATKINSON	Kawasaki NINJA - Major Heat	9	14:12.378	1 Lap	3.539	75.06	1:32.497	2
23	12	J	13 Kees RAMSEY	Kawasaki NINJA 400 -	9	14:16.273	1 Lap	3.895	74.72	1:31.212	9

NOT CLASSIFIED

NC	191	J	Craig DANCE	Kawasaki NINJA 400 - 2 Brothers Scaffolding	5	14:32.171	5 Laps	4 Laps	40.68	1:23.591	5
DNF	135	J	Jack NEWTON	Kawasaki NINJA 300 -	4	6:29.359	6 Laps	1 Lap	72.84	1:33.642	4
DNF	54	S	Ben SCOTT	Kawasaki NINJA 250 - GI Landscapes VampTech	2	3:08.800	8 Laps	2 Laps	74.74	1:31.021	2

FASTEST LAP

477	J	Kade WATT	Kawasaki NINJA 400 - JMF Contracts	3	1:22.964	85.87 mph	138.20 kph
34	S	Oliver ARBON	Kawasaki NINJA 400 - TT Plumbing and Heating	4	1:23.094	85.74 mph	137.98 kph

Class S - 92.5% of Race Speed = 77.89 mph

Class J - 92.5% of Race Speed = 77.87 mph

Weather / Track : Sunny / Dry

These results are provisional until the conclusion of any judicial and technical matters.

Race Distance: 10 Laps / 19.79 miles

Donington Park National: 1.9790 miles

Date: 04/06/2023 Start: 12:34 Finish: 12:48

Clerk Of Course :	Stewards :	Timekeeper : Richard Evans
-------------------	------------	----------------------------

Results can be found at www.tsl-timing.com

Printed - 12:50 Sunday, 04 June 2023



BMCRC - MRO Championships 2023 - Rnd 4 @ Donington Park

ACU Team Green Junior Cup & Senior Ninja Series

RACE 10 - LAP CHART

LAP 1 @ 12:35:41.484

NO	BEHIND	LAP TIME
35		1:27.820
34	1.897	1:29.717
1	2.377	1:30.197
77	2.466	1:30.286
31	2.835	1:30.655
477	3.087	1:30.907
18	3.192	1:31.012
65	3.355	1:31.175
141	3.580	1:31.400
45	3.727	1:31.547
27	3.767	1:31.587
99	4.607	1:32.427
7	4.797	1:32.617
277	5.609	1:33.429
10	7.409	1:35.229
16	7.679	1:35.499
49	8.093	1:35.913
400	8.536	1:36.356
75	8.716	1:36.536
191	8.852	1:36.672 P
11	8.863	1:36.683
54	9.959	1:37.779
87	10.596	1:38.416
4	12.109	1:39.929
12	15.595	1:43.415
135	19.213	1:47.033

LAP 2 @ 12:37:05.346

NO	BEHIND	LAP TIME
35		1:23.862
34	1.674	1:23.639
1	2.885	1:24.370
31	3.509	1:24.536
77	3.540	1:24.936
477	3.778	1:24.553
65	4.232	1:24.739
141	5.809	1:26.091
18	6.241	1:26.911
27	6.314	1:26.409
45	6.356	1:26.491
7	6.547	1:25.612
99	7.694	1:26.949
277	9.254	1:27.507
10	10.444	1:26.897
16	11.670	1:27.853
49	12.525	1:28.294
75	12.958	1:28.104
11	13.775	1:28.774
400	14.091	1:29.417
54	17.118	1:31.021
87	19.231	1:32.497
4	21.173	1:32.926
12	28.924	1:37.191
135	29.816	1:34.465

LAP 3 @ 12:38:29.297

NO	BEHIND	LAP TIME
35		1:23.951
34	1.495	1:23.772
1	2.474	1:23.540
477	2.791	1:22.964
31	3.714	1:24.156

77	3.973	1:24.384
65	5.167	1:24.886
7	7.707	1:25.111
27	8.041	1:25.678
141	8.158	1:26.300
45	8.557	1:26.152
18	8.678	1:26.388
99	10.461	1:26.718
277	12.425	1:27.122
10	13.117	1:26.624
16	15.626	1:27.907
75	17.207	1:28.200
49	17.703	1:29.129
11	19.853	1:30.029
400	20.089	1:29.949
87	30.174	1:34.894
4	30.387	1:33.165
135	40.084	1:34.219
12	41.355	1:36.382

LAP 4 @ 12:39:53.377

NO	BEHIND	LAP TIME
35		1:24.080
34	0.509	1:23.094
1	2.527	1:24.133
477	2.568	1:23.857
77	3.978	1:24.085
31	4.090	1:24.456
65	5.978	1:24.891
7	8.546	1:24.919
27	9.798	1:25.837
45	9.940	1:25.463
141	10.057	1:25.979
18	10.515	1:25.917
99	14.104	1:27.723
277	15.941	1:27.596
10	16.451	1:27.414
16	19.663	1:28.117
75	21.159	1:28.032
49	21.779	1:28.156
400	25.072	1:29.063
11	26.998	1:31.225
4	39.516	1:33.209
87	40.610	1:34.516
135	49.646	1:33.642
12	51.398	1:34.123

LAP 5 @ 12:41:17.421

NO	BEHIND	LAP TIME
35		1:24.044
34	0.168	1:23.703
477	3.104	1:24.580
1	3.279	1:24.796
31	3.782	1:23.736
77	5.028	1:25.094
65	6.988	1:25.054
7	9.791	1:25.289
141	11.458	1:25.445
45	11.611	1:25.715
27	12.211	1:26.457
18	12.372	1:25.901
99	18.925	1:28.865
277	19.285	1:27.388
10	19.474	1:27.067
16	24.788	1:29.169

LAP 6 @ 12:42:41.427

NO	BEHIND	LAP TIME
35		1:24.006
34	0.192	1:24.030
31	4.216	1:24.440
1	4.406	1:25.133
477	4.576	1:25.478
77	6.458	1:25.436
65	7.901	1:24.919
7	11.282	1:25.497
45	13.023	1:25.418
141	13.509	1:26.057
27	14.723	1:26.518
18	15.017	1:26.651
99	23.740	1:28.821
277	23.990	1:28.711
10	24.186	1:28.718
75	29.418	1:28.544
49	29.788	1:28.526
16	30.064	1:29.282
400	37.172	1:30.597
11	40.756	1:30.549
4	1:00.965	1:35.467
87	1:02.717	1:35.316
12	1:12.350	1:34.491

LAP 7 @ 12:44:05.529

NO	BEHIND	LAP TIME
35		1:24.102
34	0.427	1:24.337
477	4.946	1:24.472
31	5.188	1:25.074
1	5.297	1:24.993
77	6.441	1:24.085
65	8.687	1:24.888
7	11.881	1:24.701
45	14.643	1:25.722
141	14.878	1:25.471
18	16.876	1:25.961
27	17.307	1:26.686
277	27.864	1:27.976
191	5 Laps	8:43.631
99	28.716	1:29.078
10	28.929	1:28.845
49	32.653	1:26.967
75	33.220	1:27.904
16	33.304	1:27.342
400	43.690	1:30.620
11	48.238	1:31.584
4	1:10.598	1:33.735
87	1:12.512	1:33.897
12	1:20.956	1:32.708

LAP 8 @ 12:45:29.374

NO	BEHIND	LAP TIME
34		1:23.418

35	0.201	1:24.046
477	5.858	1:24.757
1	6.086	1:24.634
31	6.357	1:25.014
77	6.891	1:24.295
65	10.416	1:25.574
7	13.133	1:25.097
45	16.349	1:25.551
141	16.374	1:25.341
18	19.606	1:26.575
27	20.007	1:26.545
191	5 Laps	1:24.324
277	30.842	1:26.823
99	31.564	1:26.693
10	31.664	1:26.580
49	36.345	1:27.537
75	36.877	1:27.502
16	37.524	1:28.065
400	50.352	1:30.507
11	55.777	1:31.384
4	1:19.915	1:33.162
87	1:22.765	1:34.098

LAP 9 @ 12:46:53.888

NO	BEHIND	LAP TIME
35		1:24.313
34	0.091	1:24.605
12	1 Lap	1:32.240
1	5.807	1:24.235
477	5.845	1:24.501
31	5.983	1:24.140
77	6.762	1:24.385
65	11.472	1:25.570
7	13.241	1:24.622
141	17.875	1:26.015
45	17.967	1:26.132
27	22.290	1:26.797
18	22.690	1:27.598
191	5 Laps	1:23.953
277	33.939	1:27.611
10	34.353	1:27.203
99	34.594	1:27.544
49	39.467	1:27.636
75	39.687	1:27.324
16	42.025	1:29.015
400	57.035	1:31.197
11	1:01.733	1:30.470

LAP 10 @ 12:48:18.044

NO	BEHIND	LAP TIME
34		1:24.065
35	0.232	1:24.388
4	1 Lap	1:33.214
477	6.657	1:24.968
1	6.764	1:25.113
77	6.872	1:24.266
31	7.016	1:25.189
87	1 Lap	1:33.903
12	1 Lap	1:31.212
65	12.553	1:25.237
7	12.808	1:23.723
141	20.594	1:26.875
45	20.612	1:26.801
27	25.078	1:26.944
18	25.199	1:26.665

BMCRC - MRO Championships 2023 - Rnd 4 @ Donington Park

ACU Team Green Junior Cup & Senior Ninja Series

RACE 10 - POSITION CHART

No	Name	Lap Pos											
			1	2	3	4	5	6	7	8	9	10	
34	ARBON	1	35	35	35	35	35	35	35	35	34	35	34
35	WESTON	2	34	34	34	34	34	34	34	35	34	35	
191	DANCE	3	1	1	1	1	477	31	477	477	1	477	
1	ATKINSON	4	77	31	477	477	1	1	31	1	477	1	
31	PARK	5	31	77	31	77	31	477	1	31	31	77	
77	WHITE	6	477	477	77	31	77	77	77	77	77	31	
477	WATT	7	18	65	65	65	65	65	65	65	65	65	
65	BREESE	8	65	141	7	7	7	7	7	7	7	7	
45	MACKENZIE	9	141	18	27	27	141	45	45	45	141	141	
141	GULLERY	10	45	27	141	45	45	141	141	141	45	45	
18	HIGGINS	11	27	45	45	141	27	27	18	18	27	27	
27	BROWN	12	99	7	18	18	18	18	27	27	18	18	
10	BRUNSDON	13	7	99	99	99	99	99	277	277	277	10	
277	HAYWARD	14	277	277	277	277	277	277	99	99	10	277	
99	WOLFF	15	10	10	10	10	10	10	10	10	99	99	
16	LAYTON	16	16	16	16	16	16	75	49	49	49	49	
75	GREASLEY	17	49	49	75	75	75	49	75	75	75	75	
11	BATE	18	400	75	49	49	49	16	16	16	16	16	
400	THURTLLE	19	75	11	11	400	400	400	400	400	400	400	
49	CROFT	20	191	400	400	11	11	11	11	11	11	11	
54	SCOTT	21	11	54	87	4	4	4	4	4	4	4	
135	NEWTON	22	54	87	4	87	87	87	87	87	87	87	
4	FRANKLIN	23	87	4	135	135	12	12	12	12	12		
87	ATKINSON	24	4	12	12	12	191						
12	RAMSEY	25	12	135	191	191							
7	McCABE	26	135	191									

BMCRC - MRO Championships 2023 - Rnd 4 @ Donington Park

ACU Team Green Junior Cup & Senior Ninja Series

RACE 10 - SECTOR ANALYSIS



SECTOR 1 = FL to I1, SECTOR 2 = I1 to FL, DIFF = Difference To Personal Best Lap, P = Crossed Finish Line in Pit Lane, D = Time Disallowed

P1		34 S		Oliver ARBON		Kawasaki NINJA 400 - TT Plumbing and Heating	
IDEAL LAP TIME : 1:23.094		BEST LAP TIME : 1:23.094		DIFFERENCE : 0.000			
LAP	SECTOR 1	SECTOR 2	LAP TIME	MPH	DIFF	TIME OF DAY	
1 -		30.334	1:29.717	79.41	6.623	12:35:43.381	
2 -	54.579	29.060	1:23.639 (3)	85.18	0.545	12:37:07.020	
3 -	54.722	29.050	1:23.772	85.04	0.678	12:38:30.792	
4 -	54.265	28.829	1:23.094 (1)	85.74		12:39:53.886	
5 -	54.671	29.032	1:23.703	85.11	0.609	12:41:17.589	
6 -	54.995	29.035	1:24.030	84.78	0.936	12:42:41.619	
7 -	55.212	29.125	1:24.337	84.47	1.243	12:44:05.956	
8 -	54.454	28.964	1:23.418 (2)	85.40	0.324	12:45:29.374	
9 -	55.043	29.562	1:24.605	84.21	1.511	12:46:53.979	
10 -	54.771	29.294	1:24.065	84.75	0.971	12:48:18.044	

P2		35 J		Zack WESTON		Kawasaki NINJA 400 - NW Racing	
IDEAL LAP TIME : 1:23.616		BEST LAP TIME : 1:23.862		DIFFERENCE : 0.246			
LAP	SECTOR 1	SECTOR 2	LAP TIME	MPH	DIFF	TIME OF DAY	
1 -		28.911	1:27.820	81.12	3.958	12:35:41.484	
2 -	54.968	28.894	1:23.862 (1)	84.95		12:37:05.346	
3 -	54.985	28.966	1:23.951 (2)	84.86	0.089	12:38:29.297	
4 -	55.040	29.040	1:24.080	84.73	0.218	12:39:53.377	
5 -	55.067	28.977	1:24.044	84.77	0.182	12:41:17.421	
6 -	54.896	29.110	1:24.006 (3)	84.81	0.144	12:42:41.427	
7 -	54.970	29.132	1:24.102	84.71	0.240	12:44:05.529	
8 -	54.722	29.324	1:24.046	84.77	0.184	12:45:29.575	
9 -	54.985	29.328	1:24.313	84.50	0.451	12:46:53.888	
10 -	55.053	29.335	1:24.388	84.42	0.526	12:48:18.276	

P3		477 J		Kade WATT		Kawasaki NINJA 400 - JMF Contracts	
IDEAL LAP TIME : 1:22.964		BEST LAP TIME : 1:22.964		DIFFERENCE : 0.000			
LAP	SECTOR 1	SECTOR 2	LAP TIME	MPH	DIFF	TIME OF DAY	
1 -		30.534	1:30.907	78.37	7.943	12:35:44.571	
2 -	55.442	29.111	1:24.553	84.26	1.589	12:37:09.124	
3 -	53.972	28.992	1:22.964 (1)	85.87		12:38:32.088	
4 -	54.462	29.395	1:23.857 (2)	84.96	0.893	12:39:55.945	
5 -	55.112	29.468	1:24.580	84.23	1.616	12:41:20.525	
6 -	55.021	30.457	1:25.478	83.35	2.514	12:42:46.003	
7 -	54.803	29.669	1:24.472 (3)	84.34	1.508	12:44:10.475	
8 -	54.975	29.782	1:24.757	84.05	1.793	12:45:35.232	
9 -	55.054	29.447	1:24.501	84.31	1.537	12:46:59.733	
10 -	55.171	29.797	1:24.968	83.85	2.004	12:48:24.701	

P4		1 S		Phil ATKINSON		Kawasaki NINJA 400 - ROSE MOT/Q Oil Treatments	
IDEAL LAP TIME : 1:23.540		BEST LAP TIME : 1:23.540		DIFFERENCE : 0.000			
LAP	SECTOR 1	SECTOR 2	LAP TIME	MPH	DIFF	TIME OF DAY	
1 -		30.908	1:30.197	78.98	6.657	12:35:43.861	
2 -	55.046	29.324	1:24.370	84.44	0.830	12:37:08.231	
3 -	54.397	29.143	1:23.540 (1)	85.28		12:38:31.771	
4 -	54.875	29.258	1:24.133 (2)	84.68	0.593	12:39:55.904	
5 -	55.355	29.441	1:24.796	84.02	1.256	12:41:20.700	
6 -	54.976	30.157	1:25.133	83.68	1.593	12:42:45.833	
7 -	55.333	29.660	1:24.993	83.82	1.453	12:44:10.826	
8 -	54.928	29.706	1:24.634	84.18	1.094	12:45:35.460	
9 -	54.630	29.605	1:24.235 (3)	84.58	0.695	12:46:59.695	
10 -	55.284	29.829	1:25.113	83.70	1.573	12:48:24.808	

BMCRC - MRO Championships 2023 - Rnd 4 @ Donington Park

ACU Team Green Junior Cup & Senior Ninja Series

RACE 10 - SECTOR ANALYSIS



SECTOR 1 = FL to I1, SECTOR 2 = I1 to FL, DIFF = Difference To Personal Best Lap, P = Crossed Finish Line in Pit Lane, D = Time Disallowed

P5 77 S		Joe WHITE		Kawasaki NINJA 400 - Just In Graphics /MZ CONTRACTS/ Silver		
IDEAL LAP TIME : 1:23.900		BEST LAP TIME : 1:24.085		DIFFERENCE : 0.185		
LAP	SECTOR 1	SECTOR 2	LAP TIME	MPH	DIFF	TIME OF DAY
1 -		30.603	1:30.286	78.91	6.201	12:35:43.950
2 -	55.447	29.489	1:24.936	83.88	0.851	12:37:08.886
3 -	54.969	29.415	1:24.384	84.43	0.299	12:38:33.270
4 -	54.784	29.301	1:24.085 (1)	84.73		12:39:57.355
5 -	55.765	29.329	1:25.094	83.72	1.009	12:41:22.449
6 -	55.920	29.516	1:25.436	83.39	1.351	12:42:47.885
7 -	54.821	29.264	1:24.085 (1)	84.73		12:44:11.970
8 -	54.636	29.659	1:24.295	84.52	0.210	12:45:36.265
9 -	54.762	29.623	1:24.385	84.43	0.300	12:47:00.650
10 -	54.662	29.604	1:24.266 (3)	84.54	0.181	12:48:24.916

P6 31 J		Robbie PARK		Kawasaki NINJA - The Biltong Banter Box		
IDEAL LAP TIME : 1:23.736		BEST LAP TIME : 1:23.736		DIFFERENCE : 0.000		
LAP	SECTOR 1	SECTOR 2	LAP TIME	MPH	DIFF	TIME OF DAY
1 -		31.091	1:30.655	78.59	6.919	12:35:44.319
2 -	55.287	29.249	1:24.536	84.27	0.800	12:37:08.855
3 -	54.687	29.469	1:24.156 (3)	84.65	0.420	12:38:33.011
4 -	54.864	29.592	1:24.456	84.35	0.720	12:39:57.467
5 -	54.602	29.134	1:23.736 (1)	85.08		12:41:21.203
6 -	54.714	29.726	1:24.440	84.37	0.704	12:42:45.643
7 -	55.344	29.730	1:25.074	83.74	1.338	12:44:10.717
8 -	54.818	30.196	1:25.014	83.80	1.278	12:45:35.731
9 -	54.686	29.454	1:24.140 (2)	84.67	0.404	12:46:59.871
10 -	55.285	29.904	1:25.189	83.63	1.453	12:48:25.060

P7 65 S		Konrad BREESE		Kawasaki NINJA 400 - STIHL Racing		
IDEAL LAP TIME : 1:24.599		BEST LAP TIME : 1:24.739		DIFFERENCE : 0.140		
LAP	SECTOR 1	SECTOR 2	LAP TIME	MPH	DIFF	TIME OF DAY
1 -		30.529	1:31.175	78.14	6.436	12:35:44.839
2 -	55.352	29.387	1:24.739 (1)	84.07		12:37:09.578
3 -	55.212	29.674	1:24.886 (2)	83.93	0.147	12:38:34.464
4 -	55.428	29.463	1:24.891	83.92	0.152	12:39:59.355
5 -	55.550	29.504	1:25.054	83.76	0.315	12:41:24.409
6 -	55.399	29.520	1:24.919	83.89	0.180	12:42:49.328
7 -	55.251	29.637	1:24.888 (3)	83.92	0.149	12:44:14.216
8 -	55.781	29.793	1:25.574	83.25	0.835	12:45:39.790
9 -	55.791	29.779	1:25.570	83.26	0.831	12:47:05.360
10 -	55.481	29.756	1:25.237	83.58	0.498	12:48:30.597

P8 7 J		Harley McCABE		Kawasaki NINJA 300 -		
IDEAL LAP TIME : 1:23.723		BEST LAP TIME : 1:23.723		DIFFERENCE : 0.000		
LAP	SECTOR 1	SECTOR 2	LAP TIME	MPH	DIFF	TIME OF DAY
1 -		30.175	1:32.617	76.92	8.894	12:35:46.281
2 -	55.742	29.870	1:25.612	83.22	1.889	12:37:11.893
3 -	55.461	29.650	1:25.111	83.71	1.388	12:38:37.004
4 -	55.361	29.558	1:24.919	83.89	1.196	12:40:01.923
5 -	55.721	29.568	1:25.289	83.53	1.566	12:41:27.212
6 -	55.675	29.822	1:25.497	83.33	1.774	12:42:52.709
7 -	55.109	29.592	1:24.701 (3)	84.11	0.978	12:44:17.410
8 -	55.330	29.767	1:25.097	83.72	1.374	12:45:42.507
9 -	54.850	29.772	1:24.622 (2)	84.19	0.899	12:47:07.129
10 -	54.501	29.222	1:23.723 (1)	85.09		12:48:30.852

BMCRC - MRO Championships 2023 - Rnd 4 @ Donington Park

ACU Team Green Junior Cup & Senior Ninja Series

RACE 10 - SECTOR ANALYSIS



SECTOR 1 = FL to I1, SECTOR 2 = I1 to FL, DIFF = Difference To Personal Best Lap, P = Crossed Finish Line in Pit Lane, D = Time Disallowed

P9 141 J		Noah GUILLERY		Kawasaki NINJA 300 - MDM-R			
IDEAL LAP TIME : 1:25.147		BEST LAP TIME : 1:25.341		DIFFERENCE : 0.194			
LAP	SECTOR 1	SECTOR 2	LAP TIME	MPH	DIFF	TIME OF DAY	
1 -		30.121	1:31.400	77.94	6.059	12:35:45.064	
2 -	56.159	29.932	1:26.091	82.75	0.750	12:37:11.155	
3 -	55.743	30.557	1:26.300	82.55	0.959	12:38:37.455	
4 -	55.870	30.109	1:25.979	82.86	0.638	12:40:03.434	
5 -	55.738	29.707	1:25.445 (2)	83.38	0.104	12:41:28.879	
6 -	56.239	29.818	1:26.057	82.78	0.716	12:42:54.936	
7 -	55.513	29.958	1:25.471 (3)	83.35	0.130	12:44:20.407	
8 -	55.707	29.634	1:25.341 (1)	83.48		12:45:45.748	
9 -	56.172	29.843	1:26.015	82.83	0.674	12:47:11.763	
10 -	56.157	30.718	1:26.875	82.01	1.534	12:48:38.638	

P10 45 J		Marley MACKENZIE		Kawasaki NINJA - Kirkcaldy Kawasaki, ELPM			
IDEAL LAP TIME : 1:25.111		BEST LAP TIME : 1:25.418		DIFFERENCE : 0.307			
LAP	SECTOR 1	SECTOR 2	LAP TIME	MPH	DIFF	TIME OF DAY	
1 -		30.561	1:31.547	77.82	6.129	12:35:45.211	
2 -	55.892	30.599	1:26.491	82.37	1.073	12:37:11.702	
3 -	56.126	30.026	1:26.152	82.69	0.734	12:38:37.854	
4 -	55.231	30.232	1:25.463 (2)	83.36	0.045	12:40:03.317	
5 -	55.622	30.093	1:25.715	83.12	0.297	12:41:29.032	
6 -	55.504	29.914	1:25.418 (1)	83.40		12:42:54.450	
7 -	55.768	29.954	1:25.722	83.11	0.304	12:44:20.172	
8 -	55.671	29.880	1:25.551 (3)	83.27	0.133	12:45:45.723	
9 -	56.153	29.979	1:26.132	82.71	0.714	12:47:11.855	
10 -	56.224	30.577	1:26.801	82.08	1.383	12:48:38.656	

P11 27 S		Ben BROWN		Kawasaki NINJA - Hunts Motorcycles			
IDEAL LAP TIME : 1:25.633		BEST LAP TIME : 1:25.678		DIFFERENCE : 0.045			
LAP	SECTOR 1	SECTOR 2	LAP TIME	MPH	DIFF	TIME OF DAY	
1 -		29.946	1:31.587	77.79	5.909	12:35:45.251	
2 -	56.166	30.243	1:26.409 (3)	82.45	0.731	12:37:11.660	
3 -	55.843	29.835	1:25.678 (1)	83.15		12:38:37.338	
4 -	55.798	30.039	1:25.837 (2)	83.00	0.159	12:40:03.175	
5 -	56.216	30.241	1:26.457	82.40	0.779	12:41:29.632	
6 -	56.156	30.362	1:26.518	82.34	0.840	12:42:56.150	
7 -	56.379	30.307	1:26.686	82.18	1.008	12:44:22.836	
8 -	55.994	30.551	1:26.545	82.32	0.867	12:45:49.381	
9 -	56.313	30.484	1:26.797	82.08	1.119	12:47:16.178	
10 -	56.575	30.369	1:26.944	81.94	1.266	12:48:43.122	

P12 18 J		George HIGGINS		Kawasaki NINJA 400 - Aztec Racing			
IDEAL LAP TIME : 1:25.449		BEST LAP TIME : 1:25.901		DIFFERENCE : 0.452			
LAP	SECTOR 1	SECTOR 2	LAP TIME	MPH	DIFF	TIME OF DAY	
1 -		30.412	1:31.012	78.28	5.111	12:35:44.676	
2 -	56.265	30.646	1:26.911	81.97	1.010	12:37:11.587	
3 -	56.402	29.986	1:26.388	82.47	0.487	12:38:37.975	
4 -	56.165	29.752	1:25.917 (2)	82.92	0.016	12:40:03.892	
5 -	55.697	30.204	1:25.901 (1)	82.94		12:41:29.793	
6 -	56.298	30.353	1:26.651	82.22	0.750	12:42:56.444	
7 -	55.839	30.122	1:25.961 (3)	82.88	0.060	12:44:22.405	
8 -	56.197	30.378	1:26.575	82.29	0.674	12:45:48.980	
9 -	56.902	30.696	1:27.598	81.33	1.697	12:47:16.578	
10 -	56.264	30.401	1:26.665	82.20	0.764	12:48:43.243	

BMCRC - MRO Championships 2023 - Rnd 4 @ Donington Park

ACU Team Green Junior Cup & Senior Ninja Series

RACE 10 - SECTOR ANALYSIS



SECTOR 1 = FL to I1, SECTOR 2 = I1 to FL, DIFF = Difference To Personal Best Lap, P = Crossed Finish Line in Pit Lane, D = Time Disallowed

P13 10 S		Mike BRUNSDON		Kawasaki NINJA 400 - Parts Europe		
IDEAL LAP TIME : 1:26.362		BEST LAP TIME : 1:26.580		DIFFERENCE : 0.218		
LAP	SECTOR 1	SECTOR 2	LAP TIME	MPH	DIFF	TIME OF DAY
1 -		31.196	1:35.229	74.81	8.649	12:35:48.893
2 -	56.874	30.023	1:26.897	81.98	0.317	12:37:15.790
3 -	56.599	30.025	1:26.624 (2)	82.24	0.044	12:38:42.414
4 -	56.796	30.618	1:27.414	81.50	0.834	12:40:09.828
5 -	56.759	30.308	1:27.067	81.82	0.487	12:41:36.895
6 -	58.175	30.543	1:28.718	80.30	2.138	12:43:05.613
7 -	58.033	30.812	1:28.845	80.19	2.265	12:44:34.458
8 -	56.352	30.228	1:26.580 (1)	82.28		12:46:01.038
9 -	56.603	30.600	1:27.203	81.70	0.623	12:47:28.241
10 -	56.862	30.010	1:26.872 (3)	82.01	0.292	12:48:55.113

P14 277 S		Richard HAYWARD		Kawasaki NINJA 300 - GForce/Hayward R Ltd/SnapOn		
IDEAL LAP TIME : 1:26.734		BEST LAP TIME : 1:26.823		DIFFERENCE : 0.089		
LAP	SECTOR 1	SECTOR 2	LAP TIME	MPH	DIFF	TIME OF DAY
1 -		31.295	1:33.429	76.25	6.606	12:35:47.093
2 -	56.993	30.514	1:27.507	81.41	0.684	12:37:14.600
3 -	56.715	30.407	1:27.122 (2)	81.77	0.299	12:38:41.722
4 -	57.138	30.458	1:27.596	81.33	0.773	12:40:09.318
5 -	56.846	30.542	1:27.388 (3)	81.52	0.565	12:41:36.706
6 -	57.655	31.056	1:28.711	80.31	1.888	12:43:05.417
7 -	57.499	30.477	1:27.976	80.98	1.153	12:44:33.393
8 -	56.327	30.496	1:26.823 (1)	82.05		12:46:00.216
9 -	56.938	30.673	1:27.611	81.32	0.788	12:47:27.827
10 -	57.415	30.541	1:27.956	81.00	1.133	12:48:55.783

P15 99 S		Jack WOLFF		Kawasaki NINJA 300 - Nym Technologies Racing		
IDEAL LAP TIME : 1:26.244		BEST LAP TIME : 1:26.693		DIFFERENCE : 0.449		
LAP	SECTOR 1	SECTOR 2	LAP TIME	MPH	DIFF	TIME OF DAY
1 -		30.529	1:32.427	77.08	5.734	12:35:46.091
2 -	56.670	30.279	1:26.949 (3)	81.94	0.256	12:37:13.040
3 -	55.965	30.753	1:26.718 (2)	82.15	0.025	12:38:39.758
4 -	57.010	30.713	1:27.723	81.21	1.030	12:40:07.481
5 -	57.791	31.074	1:28.865	80.17	2.172	12:41:36.346
6 -	57.642	31.179	1:28.821	80.21	2.128	12:43:05.167
7 -	58.061	31.017	1:29.078	79.98	2.385	12:44:34.245
8 -	56.105	30.588	1:26.693 (1)	82.18		12:46:00.938
9 -	56.436	31.108	1:27.544	81.38	0.851	12:47:28.482
10 -	56.977	30.783	1:27.760	81.18	1.067	12:48:56.242

P16 49 J		Ralph CROFT		Kawasaki NINJA 300 -		
IDEAL LAP TIME : 1:26.967		BEST LAP TIME : 1:26.967		DIFFERENCE : 0.000		
LAP	SECTOR 1	SECTOR 2	LAP TIME	MPH	DIFF	TIME OF DAY
1 -		31.412	1:35.913	74.28	8.946	12:35:49.577
2 -	57.181	31.113	1:28.294	80.69	1.327	12:37:17.871
3 -	58.071	31.058	1:29.129	79.93	2.162	12:38:47.000
4 -	57.271	30.885	1:28.156	80.81	1.189	12:40:15.156
5 -	56.921	30.612	1:27.533 (3)	81.39	0.566	12:41:42.689
6 -	57.635	30.891	1:28.526	80.48	1.559	12:43:11.215
7 -	56.554	30.413	1:26.967 (1)	81.92		12:44:38.182
8 -	57.102	30.435	1:27.537	81.39	0.570	12:46:05.719
9 -	57.189	30.447	1:27.636	81.29	0.669	12:47:33.355
10 -	56.833	30.582	1:27.415 (2)	81.50	0.448	12:49:00.770

BMCRC - MRO Championships 2023 - Rnd 4 @ Donington Park

ACU Team Green Junior Cup & Senior Ninja Series

RACE 10 - SECTOR ANALYSIS



SECTOR 1 = FL to I1, SECTOR 2 = I1 to FL, DIFF = Difference To Personal Best Lap, P = Crossed Finish Line in Pit Lane, D = Time Disallowed

P17 75 J		Mason GREASLEY		Kawasaki NINJA 300 - Frame fast		
IDEAL LAP TIME : 1:27.292		BEST LAP TIME : 1:27.324		DIFFERENCE : 0.032		
LAP	SECTOR 1	SECTOR 2	LAP TIME	MPH	DIFF	TIME OF DAY
1 -		31.457	1:36.536	73.80	9.212	12:35:50.200
2 -	56.937	31.167	1:28.104	80.86	0.780	12:37:18.304
3 -	57.316	30.884	1:28.200	80.77	0.876	12:38:46.504
4 -	57.326	30.706	1:28.032	80.93	0.708	12:40:14.536
5 -	57.180	30.585	1:27.765	81.17	0.441	12:41:42.301
6 -	57.818	30.726	1:28.544	80.46	1.220	12:43:10.845
7 -	57.194	30.710	1:27.904	81.05	0.580	12:44:38.749
8 -	56.878	30.624	1:27.502 (3)	81.42	0.178	12:46:06.251
9 -	56.873	30.451	1:27.324 (1)	81.58		12:47:33.575
10 -	56.841	30.649	1:27.490 (2)	81.43	0.166	12:49:01.065

P18 16 J		Aleisha LAYTON		Kawasaki NINJA 300 -		
IDEAL LAP TIME : 1:27.342		BEST LAP TIME : 1:27.342		DIFFERENCE : 0.000		
LAP	SECTOR 1	SECTOR 2	LAP TIME	MPH	DIFF	TIME OF DAY
1 -		31.641	1:35.499	74.60	8.157	12:35:49.163
2 -	57.037	30.816	1:27.853 (2)	81.09	0.511	12:37:17.016
3 -	57.044	30.863	1:27.907 (3)	81.04	0.565	12:38:44.923
4 -	57.557	30.560	1:28.117	80.85	0.775	12:40:13.040
5 -	58.325	30.844	1:29.169	79.90	1.827	12:41:42.209
6 -	58.490	30.792	1:29.282	79.79	1.940	12:43:11.491
7 -	56.793	30.549	1:27.342 (1)	81.57		12:44:38.833
8 -	57.189	30.876	1:28.065	80.90	0.723	12:46:06.898
9 -	57.638	31.377	1:29.015	80.03	1.673	12:47:35.913
10 -	57.442	30.941	1:28.383	80.61	1.041	12:49:04.296

P19 400 S		Stuart THURTLÉ		Kawasaki NINJA 400 - TeamTortoise Racing		
IDEAL LAP TIME : 1:29.063		BEST LAP TIME : 1:29.063		DIFFERENCE : 0.000		
LAP	SECTOR 1	SECTOR 2	LAP TIME	MPH	DIFF	TIME OF DAY
1 -		31.924	1:36.356	73.94	7.293	12:35:50.020
2 -	58.279	31.138	1:29.417 (2)	79.67	0.354	12:37:19.437
3 -	58.297	31.652	1:29.949	79.20	0.886	12:38:49.386
4 -	58.215	30.848	1:29.063 (1)	79.99		12:40:18.449
5 -	58.476	31.077	1:29.553 (3)	79.55	0.490	12:41:48.002
6 -	58.900	31.697	1:30.597	78.64	1.534	12:43:18.599
7 -	58.862	31.758	1:30.620	78.62	1.557	12:44:49.219
8 -	59.062	31.445	1:30.507	78.71	1.444	12:46:19.726
9 -	59.128	32.069	1:31.197	78.12	2.134	12:47:50.923
10 -	59.462	31.886	1:31.348	77.99	2.285	12:49:22.271

P20 11 J		Freddie BATE		Kawasaki NINJA 300 - hartjay		
IDEAL LAP TIME : 1:28.674		BEST LAP TIME : 1:28.774		DIFFERENCE : 0.100		
LAP	SECTOR 1	SECTOR 2	LAP TIME	MPH	DIFF	TIME OF DAY
1 -		31.148	1:36.683	73.69	7.909	12:35:50.347
2 -	57.526	31.248	1:28.774 (1)	80.25		12:37:19.121
3 -	58.377	31.652	1:30.029 (2)	79.13	1.255	12:38:49.150
4 -	59.476	31.749	1:31.225	78.09	2.451	12:40:20.375
5 -	59.238	32.021	1:31.259	78.07	2.485	12:41:51.634
6 -	58.462	32.087	1:30.549	78.68	1.775	12:43:22.183
7 -	59.615	31.969	1:31.584	77.79	2.810	12:44:53.767
8 -	59.855	31.529	1:31.384	77.96	2.610	12:46:25.151
9 -	58.868	31.602	1:30.470 (3)	78.75	1.696	12:47:55.621
10 -	59.349	32.097	1:31.446	77.91	2.672	12:49:27.067

BMCRC - MRO Championships 2023 - Rnd 4 @ Donington Park

ACU Team Green Junior Cup & Senior Ninja Series

RACE 10 - SECTOR ANALYSIS



SECTOR 1 = FL to I1, SECTOR 2 = I1 to FL, DIFF = Difference To Personal Best Lap, P = Crossed Finish Line in Pit Lane, D = Time Disallowed

P21		4 S		Nigel FRANKLIN		Kawasaki NINJA 400 -	
IDEAL LAP TIME : 1:32.642		BEST LAP TIME : 1:32.926		DIFFERENCE : 0.284			
LAP	SECTOR 1	SECTOR 2	LAP TIME	MPH	DIFF	TIME OF DAY	
1 -		32.555	1:39.929	71.29	7.003	12:35:53.593	
2 -	1:00.501	32.425	1:32.926 (1)	76.67		12:37:26.519	
3 -	1:01.024	32.141	1:33.165 (3)	76.47	0.239	12:38:59.684	
4 -	1:00.932	32.277	1:33.209	76.43	0.283	12:40:32.893	
5 -	1:01.257	32.775	1:34.032	75.76	1.106	12:42:06.925	
6 -	1:02.480	32.987	1:35.467	74.62	2.541	12:43:42.392	
7 -	1:01.318	32.417	1:33.735	76.00	0.809	12:45:16.127	
8 -	1:00.713	32.449	1:33.162 (2)	76.47	0.236	12:46:49.289	
9 -	1:00.639	32.575	1:33.214	76.43	0.288	12:48:22.503	

P22		87 J		Sam ATKINSON		Kawasaki NINJA - Major Heat	
IDEAL LAP TIME : 1:31.936		BEST LAP TIME : 1:32.497		DIFFERENCE : 0.561			
LAP	SECTOR 1	SECTOR 2	LAP TIME	MPH	DIFF	TIME OF DAY	
1 -		31.985	1:38.416	72.39	5.919	12:35:52.080	
2 -	59.951	32.546	1:32.497 (1)	77.02		12:37:24.577	
3 -	1:01.870	33.024	1:34.894	75.08	2.397	12:38:59.471	
4 -	1:01.869	32.647	1:34.516	75.38	2.019	12:40:33.987	
5 -	1:01.672	33.169	1:34.841	75.12	2.344	12:42:08.828	
6 -	1:01.961	33.355	1:35.316	74.74	2.819	12:43:44.144	
7 -	1:01.340	32.557	1:33.897 (2)	75.87	1.400	12:45:18.041	
8 -	1:01.417	32.681	1:34.098	75.71	1.601	12:46:52.139	
9 -	1:01.367	32.536	1:33.903 (3)	75.87	1.406	12:48:26.042	

P23		12 J		Kees RAMSEY		Kawasaki NINJA 400 -	
IDEAL LAP TIME : 1:31.099		BEST LAP TIME : 1:31.212		DIFFERENCE : 0.113			
LAP	SECTOR 1	SECTOR 2	LAP TIME	MPH	DIFF	TIME OF DAY	
1 -		33.346	1:43.415	68.89	12.203	12:35:57.079	
2 -	1:04.529	32.662	1:37.191	73.30	5.979	12:37:34.270	
3 -	1:03.683	32.699	1:36.382	73.92	5.170	12:39:10.652	
4 -	1:01.665	32.458	1:34.123	75.69	2.911	12:40:44.775	
5 -	1:01.864	32.647	1:34.511	75.38	3.299	12:42:19.286	
6 -	1:01.824	32.667	1:34.491	75.40	3.279	12:43:53.777	
7 -	1:00.702	32.006	1:32.708 (3)	76.85	1.496	12:45:26.485	
8 -	1:00.619	31.621	1:32.240 (2)	77.24	1.028	12:46:58.725	
9 -	59.478	31.734	1:31.212 (1)	78.11		12:48:29.937	

P24		191 J		Craig DANCE		Kawasaki NINJA 400 - 2 Brothers Scaffolding	
IDEAL LAP TIME : 1:23.591		BEST LAP TIME : 1:23.591		DIFFERENCE : 0.000			
LAP	SECTOR 1	SECTOR 2	LAP TIME	MPH	DIFF	TIME OF DAY	
1 -		IN PIT	1:36.672 P	73.69	13.081	12:35:50.336	
2 -	OUTLAP	29.984	8:43.631	13.60	7:20.040	12:44:33.967	
3 -	54.678	29.646	1:24.324 (3)	84.49	0.733	12:45:58.291	
4 -	54.718	29.235	1:23.953 (2)	84.86	0.362	12:47:22.244	
5 -	54.610	28.981	1:23.591 (1)	85.23		12:48:45.835	

P25		135 J		Jack NEWTON		Kawasaki NINJA 300 -	
IDEAL LAP TIME : 1:33.262		BEST LAP TIME : 1:33.642		DIFFERENCE : 0.380			
LAP	SECTOR 1	SECTOR 2	LAP TIME	MPH	DIFF	TIME OF DAY	
1 -		38.204	1:47.033	66.56	13.391	12:36:00.697	
2 -	1:01.538	32.927	1:34.465 (3)	75.42	0.823	12:37:35.162	
3 -	1:01.778	32.441	1:34.219 (2)	75.61	0.577	12:39:09.381	
4 -	1:00.821	32.821	1:33.642 (1)	76.08		12:40:43.023	

BMCRC - MRO Championships 2023 - Rnd 4 @ Donington Park

ACU Team Green Junior Cup & Senior Ninja Series

RACE 10 - SECTOR ANALYSIS



SECTOR 1 = FL to I1, SECTOR 2 = I1 to FL, DIFF = Difference To Personal Best Lap, P = Crossed Finish Line in Pit Lane, D = Time Disallowed

P26 54 S Ben SCOTT		Kawasaki NINJA 250 - GI Landscapes VampTech				
IDEAL LAP TIME : 1:30.938		BEST LAP TIME : 1:31.021		DIFFERENCE : 0.083		
LAP	SECTOR 1	SECTOR 2	LAP TIME	MPH	DIFF	TIME OF DAY
1 -		31.817	1:37.779	72.86	6.758	12:35:51.443
2 -	59.121	31.900	1:31.021 (1)	78.27		12:37:22.464

BMCRC - MRO Championships 2023 - Rnd 4 @ Donington Park

ACU Team Green Junior Cup & Senior Ninja Series

RACE 10 - BEST SECTORS

SECTOR 1			SECTOR 2			IDEAL / BEST COMPARISON						
POS	NO	NAME	TIME	NO	NAME	TIME	POS	NO	NAME	IDEAL	BEST	DIFF
									PERFECT LAP	1:22.801		
1	477	WATT	53.972	34	ARBON	28.829	1	477	WATT	1:22.964	1:22.964	0.000
2	34	ARBON	54.265	35	WESTON	28.894	2	34	ARBON	1:23.094	1:23.094	0.000
3	1	ATKINSON	54.397	191	DANCE	28.981	3	1	ATKINSON	1:23.540	1:23.540	0.000
4	7	McCABE	54.501	477	WATT	28.992	4	191	DANCE	1:23.591	1:23.591	0.000
5	31	PARK	54.602	31	PARK	29.134	5	35	WESTON	1:23.616	1:23.862	0.246
6	191	DANCE	54.610	1	ATKINSON	29.143	6	7	McCABE	1:23.723	1:23.723	0.000
7	77	WHITE	54.636	7	McCABE	29.222	7	31	PARK	1:23.736	1:23.736	0.000
8	35	WESTON	54.722	77	WHITE	29.264	8	77	WHITE	1:23.900	1:24.085	0.185
9	65	BREESE	55.212	65	BREESE	29.387	9	65	BREESE	1:24.599	1:24.739	0.140
10	45	MACKENZIE	55.231	141	GUILLERY	29.634	10	45	MACKENZIE	1:25.111	1:25.418	0.307
11	141	GUILLERY	55.513	18	HIGGINS	29.752	11	141	GUILLERY	1:25.147	1:25.341	0.194
12	18	HIGGINS	55.697	27	BROWN	29.835	12	18	HIGGINS	1:25.449	1:25.901	0.452
13	27	BROWN	55.798	45	MACKENZIE	29.880	13	27	BROWN	1:25.633	1:25.678	0.045
14	99	WOLFF	55.965	10	BRUNSDON	30.010	14	99	WOLFF	1:26.244	1:26.693	0.449
15	277	HAYWARD	56.327	99	WOLFF	30.279	15	10	BRUNSDON	1:26.362	1:26.580	0.218
16	10	BRUNSDON	56.352	277	HAYWARD	30.407	16	277	HAYWARD	1:26.734	1:26.823	0.089
17	49	CROFT	56.554	49	CROFT	30.413	17	49	CROFT	1:26.967	1:26.967	0.000
18	16	LAYTON	56.793	75	GREASLEY	30.451	18	75	GREASLEY	1:27.292	1:27.324	0.032
19	75	GREASLEY	56.841	16	LAYTON	30.549	19	16	LAYTON	1:27.342	1:27.342	0.000
20	11	BATE	57.526	400	THURTLIE	30.848	20	11	BATE	1:28.674	1:28.774	0.100
21	400	THURTLIE	58.215	11	BATE	31.148	21	400	THURTLIE	1:29.063	1:29.063	0.000
22	54	SCOTT	59.121	12	RAMSEY	31.621	22	54	SCOTT	1:30.938	1:31.021	0.083
23	12	RAMSEY	59.478	54	SCOTT	31.817	23	12	RAMSEY	1:31.099	1:31.212	0.113
24	87	ATKINSON	59.951	87	ATKINSON	31.985	24	87	ATKINSON	1:31.936	1:32.497	0.561
25	4	FRANKLIN	1:00.501	4	FRANKLIN	32.141	25	4	FRANKLIN	1:32.642	1:32.926	0.284
26	135	NEWTON	1:00.821	135	NEWTON	32.441	26	135	NEWTON	1:33.262	1:33.642	0.380

BMCRC - MRO Championships 2023 - Rnd 4 @ Donington Park

ACU Team Green Junior Cup & Senior Ninja Series

RACE 10 - STATISTICS

Competitors Started	26
Planned Start	2023-06-04 @ 12:25:00.000
Actual Start	2023-06-04 @ 12:34:13.663
Finish Time	2023-06-04 @ 12:48:18.043
Track Length	1.9790mi.
Total Laps	238
Total Distance Covered	471.0180mi.

Session Fastest Lap History

NO	CL	NAME	LAP TIME	TIME OF DAY	LAP	VEHICLE
35	J	Zack WESTON	1:23.862	12:37:05.359	2	Kawasaki NINJA 400
34	S	Oliver ARBON	1:23.639	12:37:07.030	2	Kawasaki NINJA 400
1	S	Phil ATKINSON	1:23.540	12:38:31.776	3	Kawasaki NINJA 400
477	J	Kade WATT	1:22.964	12:38:32.126	3	Kawasaki NINJA 400

Session Leader History

NO	CL	NAME	FROM LAP	LAPS LED	DISTANCE	VEHICLE
35	J	Zack WESTON	1	7	13.81 miles	Kawasaki NINJA 400
34	S	Oliver ARBON	8	1	1.97 miles	Kawasaki NINJA 400
35	J	Zack WESTON	9	1	1.97 miles	Kawasaki NINJA 400
34	S	Oliver ARBON	10	1	1.97 miles	Kawasaki NINJA 400

Flag History

TYPE	TIME OF DAY
GREEN	12:34:13.663
FINISH	12:48:18.043

Flag Statistics

TYPE	COUNT	TOTAL LAPS	TOTAL TIME
Green	1	10	15:19.997
Red	0	0	0.000
Safety Car	0	0	0.000
FCY	0	0	0.000

BMCRC - MRO Championships 2023 - Rnd 4 @ Donington Park

ACU Team Green Junior Cup & Senior Ninja Series

RACE 10 - STATISTICS

CLASS : J

15 Starters

Fastest Lap History

NO	NAME	LAP TIME	TIME OF DAY	LAP	VEHICLE
35	Zack WESTON	1:23.862	12:37:05.359	2	Kawasaki NINJA 400
477	Kade WATT	1:22.964	12:38:32.126	3	Kawasaki NINJA 400

Leader History

NO	NAME	FROM LAP	LAPS LED	DISTANCE	VEHICLE
35	Zack WESTON	1	10	19.75 miles	Kawasaki NINJA 400

BMCRC - MRO Championships 2023 - Rnd 4 @ Donington Park

ACU Team Green Junior Cup & Senior Ninja Series

RACE 10 - STATISTICS

CLASS : S

11 Starters

Fastest Lap History

NO	NAME	LAP TIME	TIME OF DAY	LAP	VEHICLE
34	Oliver ARBON	1:23.639	12:37:07.030	2	Kawasaki NINJA 400
1	Phil ATKINSON	1:23.540	12:38:31.776	3	Kawasaki NINJA 400
34	Oliver ARBON	1:23.094	12:39:53.896	4	Kawasaki NINJA 400

Leader History

NO	NAME	FROM LAP	LAPS LED	DISTANCE	VEHICLE
34	Oliver ARBON	1	10	19.75 miles	Kawasaki NINJA 400

BMCRC - MRO Championships 2023 - Rnd 4 @ Donington Park

ACU Team Green Junior Cup & Senior Ninja Series

RACE 21 - GRID (10 Laps)



Kawasaki

ROW 9		26	135	Jack NEWTON	1:33.642	25	4	Nigel FRANKLIN	1:32.926				
ROW 8	24	87	Sam ATKINSON	1:32.497	23	12	Kees RAMSEY	1:31.212	22	54	Ben SCOTT	1:31.021	
ROW 7		21	400	Stuart THURTLÉ	1:29.063	20	11	Freddie BATE	1:28.774	19	16	Aleisha LAYTON	1:27.342
ROW 6	18	75	Mason GREASLEY	1:27.324	17	49	Ralph CROFT	1:26.967	16	277	Richard HAYWARD	1:26.823	
ROW 5		15	99	Jack WOLFF	1:26.693	14	10	Mike BRUNSDON	1:26.580	13	18	George HIGGINS	1:25.901
ROW 4	12	27	Ben BROWN	1:25.678	11	45	Marley MACKENZIE	1:25.418	10	141	Noah GUILLERY	1:25.341	
ROW 3		9	65	Konrad BREESE	1:24.739	8	77	Joe WHITE	1:24.085	7	35	Zack WESTON	1:23.862
ROW 2	6	31	Robbie PARK	1:23.736	5	7	Harley McCABE	1:23.723	4	191	Craig DANCE	1:23.591	
ROW 1		3	1	Phil ATKINSON	1:23.540	2	34	Oliver ARBON	1:23.094	1	477	Kade WATT	1:22.964
Pole													

Donington Park National: 1.9790 miles

These results are provisional until the conclusion of any judicial and technical matters.

Clerk Of Course :	Stewards :	Timekeeper : Richard Evans
-------------------	------------	----------------------------

Results can be found at www.tsl-timing.com

Printed - 12:52 Sunday, 04 June 2023



BMCRC - MRO Championships 2023 - Rnd 4 @ Donington Park

ACU Team Green Junior Cup & Senior Ninja Series

RACE 21 - CLASSIFICATION



Kawasaki

POS	NO	CL	PIC NAME	ENTRY	LAPS	TIME	GAP	DIFF	MPH	BEST	ON
1	34	S	1 Oliver ARBON	Kawasaki NINJA 400 - TT Plumbing and Heating	10	14:01.551			84.49	1:23.188	6
2	1	S	2 Phil ATKINSON	Kawasaki NINJA 400 - ROSE MOT/Q Oil Treatments	10	14:01.815	0.264	0.264	84.47	1:22.958	7
3	7	J	1 Harley McCABE	Kawasaki NINJA 300 -	10	14:01.997	0.446	0.182	84.45	1:22.644	7
4	191	J	2 Craig DANCE	Kawasaki NINJA 400 - 2 Brothers Scaffolding	10	14:03.140	1.589	1.143	84.33	1:22.996	8
5	35	J	3 Zack WESTON	Kawasaki NINJA 400 - NW Racing	10	14:03.386	1.835	0.246	84.31	1:23.019	7
6	77	S	3 Joe WHITE	Kawasaki NINJA 400 - Just In Graphics /MZ CONTR	10	14:12.916	11.365	9.530	83.37	1:24.073	8
7	477	J	4 Kade WATT	Kawasaki NINJA 400 - JMF Contracts	10	14:13.762	12.211	0.846	83.29	1:23.030	8
8	45	J	5 Marley MACKENZIE	Kawasaki NINJA - Kirkcaldy Kawasaki, ELPM	10	14:14.997	13.446	1.235	83.16	1:23.994	2
9	141	J	6 Noah GUILLERY	Kawasaki NINJA 300 - MDM-R	10	14:26.744	25.193	11.747	82.04	1:24.367	2
10	65	S	4 Konrad BREESE	Kawasaki NINJA 400 - STIHL Racing	10	14:27.009	25.458	0.265	82.01	1:25.733	2
11	27	S	5 Ben BROWN	Kawasaki NINJA - Hunts Motorcycles	10	14:41.043	39.492	14.034	80.71	1:26.911	6
12	18	J	7 George HIGGINS	Kawasaki NINJA 400 - Aztec Racing	10	14:41.138	39.587	0.095	80.70	1:26.999	5
13	75	J	8 Mason GREASLEY	Kawasaki NINJA 300 - Frame fast	10	14:41.320	39.769	0.182	80.68	1:26.717	6
14	49	J	9 Ralph CROFT	Kawasaki NINJA 300 -	10	14:41.372	39.821	0.052	80.68	1:26.450	10
15	99	S	6 Jack WOLFF	Kawasaki NINJA 300 - Nym Technologies Racing	10	14:42.286	40.735	0.914	80.59	1:27.033	6
16	10	S	7 Mike BRUNSDON	Kawasaki NINJA 400 - Parts Europe	10	14:42.467	40.916	0.181	80.58	1:26.841	7
17	400	S	8 Stuart THURTLÉ	Kawasaki NINJA 400 - TeamTortoise Racing	10	15:10.807	1:09.256	28.340	78.07	1:29.895	2
18	12	J	10 Kees RAMSEY	Kawasaki NINJA 400 -	10	15:14.501	1:12.950	3.694	77.75	1:28.680	7
19	11	J	11 Freddie BATE	Kawasaki NINJA 300 - hartjay	10	15:15.126	1:13.575	0.625	77.70	1:29.437	4
20	54	S	9 Ben SCOTT	Kawasaki NINJA 250 - GI Landscapes VampTech	10	15:15.905	1:14.354	0.779	77.63	1:28.594	7
21	135	J	12 Jack NEWTON	Kawasaki NINJA 300 -	9	14:06.496	1 Lap	1 Lap	75.58	1:31.071	8
22	4	S	10 Nigel FRANKLIN	Kawasaki NINJA 400 -	9	14:06.858	1 Lap	0.362	75.55	1:31.990	8
23	87	J	13 Sam ATKINSON	Kawasaki NINJA - Major Heat	9	14:23.093	1 Lap	16.235	74.13	1:34.174	7

NOT CLASSIFIED

DNF	16	J	Aleisha LAYTON	Kawasaki NINJA 300 -	8	11:47.840	2 Laps	1 Lap	80.32	1:26.809	7
DNF	31	J	Robbie PARK	Kawasaki NINJA - The Biltong Banter Box	2	2:52.860	8 Laps	6 Laps	81.64	1:24.003	2

FASTEST LAP

	7	J	Harley McCABE	Kawasaki NINJA 300 -	7	1:22.644			86.20 mph	138.73 kph	
	1	S	Phil ATKINSON	Kawasaki NINJA 400 - ROSE MOT/Q Oil Treatments	7	1:22.958			85.88 mph	138.21 kph	

Class S - 92.5% of Race Speed = 78.15 mph

Class J - 92.5% of Race Speed = 78.11 mph

Weather / Track : Sunny / Dry

These results are provisional until the conclusion of any judicial and technical matters.

Race Distance: 10 Laps / 19.79 miles

Donington Park National: 1.9790 miles

Date: 04/06/2023 Start: 16:50 Finish: 17:04

Clerk Of Course :	Stewards :	Timekeeper : Richard Evans
-------------------	------------	----------------------------

Results can be found at www.tsl-timing.com

Printed - 17:07 Sunday, 04 June 2023



BMCRC - MRO Championships 2023 - Rnd 4 @ Donington Park

ACU Team Green Junior Cup & Senior Ninja Series

RACE 21 - LAP CHART

LAP 1 @ 16:51:57.580		
NO	BEHIND	LAP TIME

191		1:27.994
35	0.134	1:28.128
1	0.589	1:28.583
31	0.863	1:28.857
34	0.965	1:28.959
477	1.829	1:29.823
77	1.878	1:29.872
7	1.919	1:29.913
141	2.261	1:30.255
45	2.896	1:30.890
65	3.298	1:31.292
27	5.028	1:33.022
18	5.234	1:33.228
10	5.505	1:33.499
99	5.834	1:33.828
75	6.066	1:34.060
16	6.140	1:34.134
49	6.447	1:34.441
11	7.891	1:35.885
400	8.747	1:36.741
12	11.318	1:39.312
54	11.651	1:39.645
135	13.511	1:41.505
4	13.966	1:41.960
87	16.097	1:44.091

LAP 2 @ 16:53:21.393		
NO	BEHIND	LAP TIME

35		1:23.679
191	0.174	1:23.987
34	0.552	1:23.400
1	0.933	1:24.157
31	1.053	1:24.003
7	1.624	1:23.518
477	1.883	1:23.867
77	2.273	1:24.208
141	2.815	1:24.367
45	3.077	1:23.994
65	5.218	1:25.733
27	9.443	1:28.228
18	9.540	1:28.119
10	9.821	1:28.129
99	9.986	1:27.965
75	10.334	1:28.081
49	10.829	1:28.195
16	11.231	1:28.904
11	13.706	1:29.628
400	14.829	1:29.895
12	18.584	1:31.079
54	18.971	1:31.133
4	23.672	1:33.519
135	24.138	1:34.440
87	26.645	1:34.361

LAP 3 @ 16:54:44.779		
NO	BEHIND	LAP TIME

191		1:23.212
35	0.140	1:23.526
34	0.382	1:23.216
1	0.837	1:23.290
7	1.176	1:22.938
477	1.540	1:23.043

77	4.335	1:25.448
45	4.644	1:24.953
141	4.751	1:25.322
65	8.152	1:26.320
18	14.115	1:27.961
27	14.426	1:28.369
99	14.876	1:28.276
10	15.211	1:28.776
75	15.351	1:28.403
16	15.777	1:27.932
49	16.459	1:29.016
400	22.050	1:30.607
12	26.540	1:31.342
54	27.147	1:31.562
11	28.663	1:38.343
135	35.633	1:34.881
4	35.715	1:35.429
87	38.651	1:35.392

LAP 4 @ 16:56:09.120		
NO	BEHIND	LAP TIME

34		1:23.959
191	0.093	1:24.434
35	0.264	1:24.465
7	0.326	1:23.491
477	0.634	1:23.435
1	0.889	1:24.393
77	4.867	1:24.873
45	5.117	1:24.814
141	5.803	1:25.393
65	9.929	1:26.118
27	17.713	1:27.628
18	17.910	1:28.136
99	18.302	1:27.767
75	18.417	1:27.407
10	18.847	1:27.977
16	19.317	1:27.881
49	19.469	1:27.351
400	28.522	1:30.813
12	33.003	1:30.804
11	33.759	1:29.437
54	34.510	1:31.704
135	44.800	1:33.508
4	45.504	1:34.130
87	48.995	1:34.685

LAP 5 @ 16:57:33.487		
NO	BEHIND	LAP TIME

34		1:24.367
191	0.356	1:24.630
7	0.444	1:24.485
35	0.540	1:24.643
1	0.886	1:24.364
477	1.324	1:25.057
77	5.798	1:25.298
45	5.986	1:25.236
141	8.699	1:27.263
65	11.864	1:26.302
18	20.542	1:26.999
27	20.926	1:27.580
99	21.396	1:27.461
10	21.871	1:27.391
75	22.039	1:27.989
16	22.387	1:27.437
49	22.645	1:27.543

400	34.142	1:29.987
11	40.030	1:30.638
12	40.560	1:31.924
54	40.893	1:30.750
135	52.769	1:32.336
4	53.949	1:32.812
87	59.489	1:34.861

LAP 6 @ 16:58:56.675		
NO	BEHIND	LAP TIME

34		1:23.188
35	1.145	1:23.793
1	1.378	1:23.680
7	1.421	1:24.165
191	1.609	1:24.441
477	1.705	1:23.569
77	7.448	1:24.838
45	7.770	1:24.972
141	11.724	1:26.213
65	14.720	1:26.044
18	24.355	1:27.001
27	24.649	1:26.911
99	25.241	1:27.033
75	25.568	1:26.717
10	26.078	1:27.395
16	26.223	1:27.024
49	26.783	1:27.326
400	41.227	1:30.273
11	47.693	1:30.851
12	47.941	1:30.569
54	48.534	1:30.829
135	1:02.888	1:33.307
4	1:03.372	1:32.611
87	1:12.433	1:36.132

LAP 7 @ 17:00:20.317		
NO	BEHIND	LAP TIME

34		1:23.642
7	0.423	1:22.644
35	0.522	1:23.019
1	0.694	1:22.958
191	1.220	1:23.253
477	1.486	1:23.423
77	8.681	1:24.875
45	8.998	1:24.870
141	14.166	1:26.084
65	17.167	1:26.089
27	27.994	1:26.987
18	28.254	1:27.541
99	28.837	1:27.238
75	28.939	1:27.013
10	29.277	1:26.841
16	29.390	1:26.809
49	29.971	1:26.830
400	48.129	1:30.544
12	52.979	1:28.680
54	53.486	1:28.594
11	54.294	1:30.243
135	1:11.228	1:31.982
4	1:11.772	1:32.042
87	1:22.965	1:34.174

LAP 8 @ 17:01:43.932		
NO	BEHIND	LAP TIME

34		1:23.615
7	0.086	1:23.278
1	0.306	1:23.227
191	0.601	1:22.996
35	0.693	1:23.786
477	0.901	1:23.030
77	9.139	1:24.073
45	9.924	1:24.541
141	16.338	1:25.787
65	19.958	1:26.406
27	31.917	1:27.538
18	32.452	1:27.813
75	32.771	1:27.447
99	33.104	1:27.882
10	33.397	1:27.735
16	33.494	1:27.719
49	33.738	1:27.382
400	54.461	1:29.947
12	58.627	1:29.263
54	59.738	1:29.867
11	1:00.178	1:29.499
135	1:18.684	1:31.071
4	1:20.147	1:31.990

LAP 9 @ 17:03:07.406		
NO	BEHIND	LAP TIME

34		1:23.474
1	0.570	1:23.738
7	0.654	1:24.042
191	1.188	1:24.061
35	1.332	1:24.113
477	1.498	1:24.071
77	10.405	1:24.740
87	1 Lap	1:34.752
45	11.125	1:24.675
141	21.095	1:28.231
65	22.824	1:26.340
27	35.619	1:27.176
18	36.190	1:27.212
75	36.298	1:27.001
99	37.013	1:27.383
49	37.102	1:26.838
10	37.616	1:27.693
400	1:02.235	1:31.248
12	1:05.092	1:29.939
11	1:06.365	1:29.661
54	1:06.700	1:30.436

LAP 10 @ 17:04:31.137		
NO	BEHIND	LAP TIME

34		1:23.731
1	0.264	1:23.425
7	0.446	1:23.523
191	1.589	1:24.132
35	1.835	1:24.234
135	1 Lap	1:33.466
4	1 Lap	1:32.365
77	11.365	1:24.691
477	12.211	1:34.444
45	13.446	1:26.052
87	1 Lap	1:34.645
141	25.193	1:27.829

65	25.458	1:26.365
27	39.492	1:27.604
18	39.587	1:27.128
75	39.769	1:27.202
49	39.821	1:26.450
99	40.735	1:27.453
10	40.916	1:27.031
400	1:09.256	1:30.752
12	1:12.950	1:31.589
11	1:13.575	1:30.941
54	1:14.354	1:31.385

BMCRC - MRO Championships 2023 - Rnd 4 @ Donington Park

ACU Team Green Junior Cup & Senior Ninja Series

RACE 21 - POSITION CHART

No	Name	Lap										
		Pos	1	2	3	4	5	6	7	8	9	10
477	WATT	1	191	35	191	34	34	34	34	34	34	34
34	ARBON	2	35	191	35	191	191	35	7	7	1	1
1	ATKINSON	3	1	34	34	35	7	1	35	1	7	7
191	DANCE	4	31	1	1	7	35	7	1	191	191	191
7	McCABE	5	34	31	7	477	1	191	191	35	35	35
31	PARK	6	477	7	477	1	477	477	477	477	477	77
35	WESTON	7	77	477	77	77	77	77	77	77	77	477
77	WHITE	8	7	77	45	45	45	45	45	45	45	45
65	BREESE	9	141	141	141	141	141	141	141	141	141	141
141	GULLERY	10	45	45	65	65	65	65	65	65	65	65
45	MACKENZIE	11	65	65	18	27	18	18	27	27	27	27
27	BROWN	12	27	27	27	18	27	27	18	18	18	18
18	HIGGINS	13	18	18	99	99	99	99	99	75	75	75
10	BRUNSDON	14	10	10	10	75	10	75	75	99	99	49
99	WOLFF	15	99	99	75	10	75	10	10	10	49	99
49	CROFT	16	75	75	16	16	16	16	16	16	10	10
75	GREASLEY	17	16	49	49	49	49	49	49	49	400	400
16	LAYTON	18	49	16	400	400	400	400	400	400	12	12
11	BATE	19	11	11	12	12	11	11	12	12	11	11
400	THURTLÉ	20	400	400	54	11	12	12	54	54	54	54
54	SCOTT	21	12	12	11	54	54	54	11	11	135	
12	RAMSEY	22	54	54	135	135	135	135	135	135	4	
87	ATKINSON	23	135	4	4	4	4	4	4	4	87	
4	FRANKLIN	24	4	135	87	87	87	87	87	87	87	
135	NEWTON	25	87	87								

BMCRC - MRO Championships 2023 - Rnd 4 @ Donington Park

ACU Team Green Junior Cup & Senior Ninja Series

RACE 21 - SECTOR ANALYSIS



SECTOR 1 = FL to I1, SECTOR 2 = I1 to FL, DIFF = Difference To Personal Best Lap, P = Crossed Finish Line in Pit Lane, D = Time Disallowed

P1		34 S		Oliver ARBON		Kawasaki NINJA 400 - TT Plumbing and Heating	
IDEAL LAP TIME : 1:22.938		BEST LAP TIME : 1:23.188		DIFFERENCE : 0.250			
LAP	SECTOR 1	SECTOR 2	LAP TIME	MPH	DIFF	TIME OF DAY	
1 -		30.077	1:28.959	80.08	5.771	16:51:58.545	
2 -	54.047	29.353	1:23.400 (3)	85.42	0.212	16:53:21.945	
3 -	54.094	29.122	1:23.216 (2)	85.61	0.028	16:54:45.161	
4 -	54.631	29.328	1:23.959	84.85	0.771	16:56:09.120	
5 -	54.923	29.444	1:24.367	84.44	1.179	16:57:33.487	
6 -	54.297	28.891	1:23.188 (1)	85.64		16:58:56.675	
7 -	54.295	29.347	1:23.642	85.18	0.454	17:00:20.317	
8 -	54.458	29.157	1:23.615	85.20	0.427	17:01:43.932	
9 -	54.493	28.981	1:23.474	85.35	0.286	17:03:07.406	
10 -	54.589	29.142	1:23.731	85.08	0.543	17:04:31.137	

P2		1 S		Phil ATKINSON		Kawasaki NINJA 400 - ROSE MOT/Q Oil Treatments	
IDEAL LAP TIME : 1:22.788		BEST LAP TIME : 1:22.958		DIFFERENCE : 0.170			
LAP	SECTOR 1	SECTOR 2	LAP TIME	MPH	DIFF	TIME OF DAY	
1 -		29.999	1:28.583	80.42	5.625	16:51:58.169	
2 -	54.512	29.645	1:24.157	84.65	1.199	16:53:22.326	
3 -	53.939	29.351	1:23.290 (3)	85.54	0.332	16:54:45.616	
4 -	54.759	29.634	1:24.393	84.42	1.435	16:56:10.009	
5 -	54.577	29.787	1:24.364	84.45	1.406	16:57:34.373	
6 -	53.912	29.768	1:23.680	85.14	0.722	16:58:58.053	
7 -	53.864	29.094	1:22.958 (1)	85.88		17:00:21.011	
8 -	54.050	29.177	1:23.227 (2)	85.60	0.269	17:01:44.238	
9 -	54.654	29.084	1:23.738	85.08	0.780	17:03:07.976	
10 -	54.501	28.924	1:23.425	85.40	0.467	17:04:31.401	

P3		7 J		Harley McCABE		Kawasaki NINJA 300 -	
IDEAL LAP TIME : 1:22.403		BEST LAP TIME : 1:22.644		DIFFERENCE : 0.241			
LAP	SECTOR 1	SECTOR 2	LAP TIME	MPH	DIFF	TIME OF DAY	
1 -		30.566	1:29.913	79.23	7.269	16:51:59.499	
2 -	54.084	29.434	1:23.518	85.30	0.874	16:53:23.017	
3 -	53.721	29.217	1:22.938 (2)	85.90	0.294	16:54:45.955	
4 -	54.049	29.442	1:23.491	85.33	0.847	16:56:09.446	
5 -	54.817	29.668	1:24.485	84.33	1.841	16:57:33.931	
6 -	54.049	30.116	1:24.165	84.65	1.521	16:58:58.096	
7 -	53.668	28.976	1:22.644 (1)	86.20		17:00:20.740	
8 -	54.240	29.038	1:23.278 (3)	85.55	0.634	17:01:44.018	
9 -	54.798	29.244	1:24.042	84.77	1.398	17:03:08.060	
10 -	54.788	28.735	1:23.523	85.30	0.879	17:04:31.583	

P4		191 J		Craig DANCE		Kawasaki NINJA 400 - 2 Brothers Scaffolding	
IDEAL LAP TIME : 1:22.990		BEST LAP TIME : 1:22.996		DIFFERENCE : 0.006			
LAP	SECTOR 1	SECTOR 2	LAP TIME	MPH	DIFF	TIME OF DAY	
1 -		29.482	1:27.994	80.96	4.998	16:51:57.580	
2 -	54.767	29.220	1:23.987	84.83	0.991	16:53:21.567	
3 -	54.084	29.128	1:23.212 (2)	85.62	0.216	16:54:44.779	
4 -	54.645	29.789	1:24.434	84.38	1.438	16:56:09.213	
5 -	54.872	29.758	1:24.630	84.18	1.634	16:57:33.843	
6 -	54.270	30.171	1:24.441	84.37	1.445	16:58:58.284	
7 -	54.202	29.051	1:23.253 (3)	85.57	0.257	17:00:21.537	
8 -	53.939	29.057	1:22.996 (1)	85.84		17:01:44.533	
9 -	54.743	29.318	1:24.061	84.75	1.065	17:03:08.594	
10 -	54.377	29.755	1:24.132	84.68	1.136	17:04:32.726	

BMCRC - MRO Championships 2023 - Rnd 4 @ Donington Park

ACU Team Green Junior Cup & Senior Ninja Series

RACE 21 - SECTOR ANALYSIS



SECTOR 1 = FL to I1, SECTOR 2 = I1 to FL, DIFF = Difference To Personal Best Lap, P = Crossed Finish Line in Pit Lane, D = Time Disallowed

P5 35 J Zack WESTON		Kawasaki NINJA 400 - NW Racing				
IDEAL LAP TIME : 1:22.825		BEST LAP TIME : 1:23.019		DIFFERENCE : 0.194		
LAP	SECTOR 1	SECTOR 2	LAP TIME	MPH	DIFF	TIME OF DAY
1 -		29.399	1:28.128	80.84	5.109	16:51:57.714
2 -	54.523	29.156	1:23.679 (3)	85.14	0.660	16:53:21.393
3 -	54.433	29.093	1:23.526 (2)	85.29	0.507	16:54:44.919
4 -	54.623	29.842	1:24.465	84.35	1.446	16:56:09.384
5 -	54.922	29.721	1:24.643	84.17	1.624	16:57:34.027
6 -	54.180	29.613	1:23.793	85.02	0.774	16:58:57.820
7 -	53.732	29.287	1:23.019 (1)	85.81		17:00:20.839
8 -	54.318	29.468	1:23.786	85.03	0.767	17:01:44.625
9 -	54.366	29.747	1:24.113	84.70	1.094	17:03:08.738
10 -	54.140	30.094	1:24.234	84.58	1.215	17:04:32.972

P6 77 S Joe WHITE		Kawasaki NINJA 400 - Just In Graphics /MZ CONTRACTS/ Silve				
IDEAL LAP TIME : 1:24.066		BEST LAP TIME : 1:24.073		DIFFERENCE : 0.007		
LAP	SECTOR 1	SECTOR 2	LAP TIME	MPH	DIFF	TIME OF DAY
1 -		30.267	1:29.872	79.27	5.799	16:51:59.458
2 -	54.685	29.523	1:24.208 (2)	84.60	0.135	16:53:23.666
3 -	55.988	29.460	1:25.448	83.37	1.375	16:54:49.114
4 -	55.101	29.772	1:24.873	83.94	0.800	16:56:13.987
5 -	55.839	29.459	1:25.298	83.52	1.225	16:57:39.285
6 -	55.105	29.733	1:24.838	83.97	0.765	16:59:04.123
7 -	55.351	29.524	1:24.875	83.94	0.802	17:00:28.998
8 -	54.692	29.381	1:24.073 (1)	84.74		17:01:53.071
9 -	54.905	29.835	1:24.740	84.07	0.667	17:03:17.811
10 -	54.967	29.724	1:24.691 (3)	84.12	0.618	17:04:42.502

P7 477 J Kade WATT		Kawasaki NINJA 400 - JMF Contracts				
IDEAL LAP TIME : 1:22.728		BEST LAP TIME : 1:23.030		DIFFERENCE : 0.302		
LAP	SECTOR 1	SECTOR 2	LAP TIME	MPH	DIFF	TIME OF DAY
1 -		30.351	1:29.823	79.31	6.793	16:51:59.409
2 -	54.506	29.361	1:23.867	84.95	0.837	16:53:23.276
3 -	54.053	28.990	1:23.043 (2)	85.79	0.013	16:54:46.319
4 -	53.877	29.558	1:23.435	85.39	0.405	16:56:09.754
5 -	55.052	30.005	1:25.057	83.76	2.027	16:57:34.811
6 -	54.368	29.201	1:23.569	85.25	0.539	16:58:58.380
7 -	53.738	29.685	1:23.423 (3)	85.40	0.393	17:00:21.803
8 -	53.800	29.230	1:23.030 (1)	85.80		17:01:44.833
9 -	54.713	29.358	1:24.071	84.74	1.041	17:03:08.904
10 -	54.135	40.309	1:34.444	75.43	11.414	17:04:43.348

P8 45 J Marley MACKENZIE		Kawasaki NINJA - Kirkcaldy Kawasaki, ELPM				
IDEAL LAP TIME : 1:23.994		BEST LAP TIME : 1:23.994		DIFFERENCE : 0.000		
LAP	SECTOR 1	SECTOR 2	LAP TIME	MPH	DIFF	TIME OF DAY
1 -		30.012	1:30.890	78.38	6.896	16:52:00.476
2 -	54.223	29.771	1:23.994 (1)	84.82		16:53:24.470
3 -	54.956	29.997	1:24.953	83.86	0.959	16:54:49.423
4 -	54.995	29.819	1:24.814	84.00	0.820	16:56:14.237
5 -	55.328	29.908	1:25.236	83.58	1.242	16:57:39.473
6 -	55.115	29.857	1:24.972	83.84	0.978	16:59:04.445
7 -	54.833	30.037	1:24.870	83.94	0.876	17:00:29.315
8 -	54.673	29.868	1:24.541 (2)	84.27	0.547	17:01:53.856
9 -	54.834	29.841	1:24.675 (3)	84.14	0.681	17:03:18.531
10 -	56.045	30.007	1:26.052	82.79	2.058	17:04:44.583

BMCRC - MRO Championships 2023 - Rnd 4 @ Donington Park

ACU Team Green Junior Cup & Senior Ninja Series

RACE 21 - SECTOR ANALYSIS



SECTOR 1 = FL to I1, SECTOR 2 = I1 to FL, DIFF = Difference To Personal Best Lap, P = Crossed Finish Line in Pit Lane, D = Time Disallowed

P9 141 J		Noah GUILLERY		Kawasaki NINJA 300 - MDM-R		
IDEAL LAP TIME : 1:24.362		BEST LAP TIME : 1:24.367		DIFFERENCE : 0.005		
LAP	SECTOR 1	SECTOR 2	LAP TIME	MPH	DIFF	TIME OF DAY
1 -		30.447	1:30.255	78.93	5.888	16:51:59.841
2 -	54.630	29.737	1:24.367 (1)	84.44		16:53:24.208
3 -	55.590	29.732	1:25.322 (2)	83.50	0.955	16:54:49.530
4 -	55.444	29.949	1:25.393 (3)	83.43	1.026	16:56:14.923
5 -	57.288	29.975	1:27.263	81.64	2.896	16:57:42.186
6 -	56.036	30.177	1:26.213	82.63	1.846	16:59:08.399
7 -	55.953	30.131	1:26.084	82.76	1.717	17:00:34.483
8 -	55.868	29.919	1:25.787	83.05	1.420	17:02:00.270
9 -	57.797	30.434	1:28.231	80.74	3.864	17:03:28.501
10 -	57.658	30.171	1:27.829	81.11	3.462	17:04:56.330

P10 65 S		Konrad BREESE		Kawasaki NINJA 400 - STIHL Racing		
IDEAL LAP TIME : 1:25.663		BEST LAP TIME : 1:25.733		DIFFERENCE : 0.070		
LAP	SECTOR 1	SECTOR 2	LAP TIME	MPH	DIFF	TIME OF DAY
1 -		30.139	1:31.292	78.04	5.559	16:52:00.878
2 -	55.758	29.975	1:25.733 (1)	83.10		16:53:26.611
3 -	56.309	30.011	1:26.320	82.53	0.587	16:54:52.931
4 -	56.164	29.954	1:26.118	82.73	0.385	16:56:19.049
5 -	56.322	29.980	1:26.302	82.55	0.569	16:57:45.351
6 -	56.139	29.905	1:26.044 (2)	82.80	0.311	16:59:11.395
7 -	56.060	30.029	1:26.089 (3)	82.75	0.356	17:00:37.484
8 -	56.200	30.206	1:26.406	82.45	0.673	17:02:03.890
9 -	56.334	30.006	1:26.340	82.51	0.607	17:03:30.230
10 -	56.381	29.984	1:26.365	82.49	0.632	17:04:56.595

P11 27 S		Ben BROWN		Kawasaki NINJA - Hunts Motorcycles		
IDEAL LAP TIME : 1:26.574		BEST LAP TIME : 1:26.911		DIFFERENCE : 0.337		
LAP	SECTOR 1	SECTOR 2	LAP TIME	MPH	DIFF	TIME OF DAY
1 -		30.964	1:33.022	76.59	6.111	16:52:02.608
2 -	57.196	31.032	1:28.228	80.75	1.317	16:53:30.836
3 -	57.738	30.631	1:28.369	80.62	1.458	16:54:59.205
4 -	56.856	30.772	1:27.628	81.30	0.717	16:56:26.833
5 -	57.022	30.558	1:27.580	81.35	0.669	16:57:54.413
6 -	56.458	30.453	1:26.911 (1)	81.97		16:59:21.324
7 -	56.724	30.263	1:26.987 (2)	81.90	0.076	17:00:48.311
8 -	57.179	30.359	1:27.538	81.38	0.627	17:02:15.849
9 -	57.060	30.116	1:27.176 (3)	81.72	0.265	17:03:43.025
10 -	57.055	30.549	1:27.604	81.32	0.693	17:05:10.629

P12 18 J		George HIGGINS		Kawasaki NINJA 400 - Aztec Racing		
IDEAL LAP TIME : 1:26.838		BEST LAP TIME : 1:26.999		DIFFERENCE : 0.161		
LAP	SECTOR 1	SECTOR 2	LAP TIME	MPH	DIFF	TIME OF DAY
1 -		31.057	1:33.228	76.42	6.229	16:52:02.814
2 -	57.069	31.050	1:28.119	80.85	1.120	16:53:30.933
3 -	57.165	30.796	1:27.961	80.99	0.962	16:54:58.894
4 -	57.253	30.883	1:28.136	80.83	1.137	16:56:27.030
5 -	56.575	30.424	1:26.999 (1)	81.89		16:57:54.029
6 -	56.530	30.471	1:27.001 (2)	81.89	0.002	16:59:21.030
7 -	57.129	30.412	1:27.541	81.38	0.542	17:00:48.571
8 -	57.094	30.719	1:27.813	81.13	0.814	17:02:16.384
9 -	56.426	30.786	1:27.212	81.69	0.213	17:03:43.596
10 -	56.576	30.552	1:27.128 (3)	81.77	0.129	17:05:10.724

BMCRC - MRO Championships 2023 - Rnd 4 @ Donington Park

ACU Team Green Junior Cup & Senior Ninja Series

RACE 21 - SECTOR ANALYSIS



SECTOR 1 = FL to I1, SECTOR 2 = I1 to FL, DIFF = Difference To Personal Best Lap, P = Crossed Finish Line in Pit Lane, D = Time Disallowed

P13 75 J		Mason GREASLEY		Kawasaki NINJA 300 - Frame fast		
IDEAL LAP TIME : 1:26.717		BEST LAP TIME : 1:26.717		DIFFERENCE : 0.000		
LAP	SECTOR 1	SECTOR 2	LAP TIME	MPH	DIFF	TIME OF DAY
1 -		30.833	1:34.060	75.74	7.343	16:52:03.646
2 -	57.229	30.852	1:28.081	80.88	1.364	16:53:31.727
3 -	57.527	30.876	1:28.403	80.59	1.686	16:55:00.130
4 -	56.789	30.618	1:27.407	81.51	0.690	16:56:27.537
5 -	56.833	31.156	1:27.989	80.97	1.272	16:57:55.526
6 -	56.380	30.337	1:26.717 (1)	82.15		16:59:22.243
7 -	56.604	30.409	1:27.013 (3)	81.88	0.296	17:00:49.256
8 -	56.646	30.801	1:27.447	81.47	0.730	17:02:16.703
9 -	56.515	30.486	1:27.001 (2)	81.89	0.284	17:03:43.704
10 -	56.837	30.365	1:27.202	81.70	0.485	17:05:10.906

P14 49 J		Ralph CROFT		Kawasaki NINJA 300 -		
IDEAL LAP TIME : 1:26.332		BEST LAP TIME : 1:26.450		DIFFERENCE : 0.118		
LAP	SECTOR 1	SECTOR 2	LAP TIME	MPH	DIFF	TIME OF DAY
1 -		30.874	1:34.441	75.43	7.991	16:52:04.027
2 -	57.204	30.991	1:28.195	80.78	1.745	16:53:32.222
3 -	57.847	31.169	1:29.016	80.03	2.566	16:55:01.238
4 -	56.361	30.990	1:27.351	81.56	0.901	16:56:28.589
5 -	56.773	30.770	1:27.543	81.38	1.093	16:57:56.132
6 -	56.990	30.336	1:27.326	81.58	0.876	16:59:23.458
7 -	56.494	30.336	1:26.830 (2)	82.05	0.380	17:00:50.288
8 -	56.988	30.394	1:27.382	81.53	0.932	17:02:17.670
9 -	56.680	30.158	1:26.838 (3)	82.04	0.388	17:03:44.508
10 -	56.174	30.276	1:26.450 (1)	82.41		17:05:10.958

P15 99 S		Jack WOLFF		Kawasaki NINJA 300 - Nym Technologies Racing		
IDEAL LAP TIME : 1:26.909		BEST LAP TIME : 1:27.033		DIFFERENCE : 0.124		
LAP	SECTOR 1	SECTOR 2	LAP TIME	MPH	DIFF	TIME OF DAY
1 -		31.372	1:33.828	75.93	6.795	16:52:03.414
2 -	57.047	30.918	1:27.965	80.99	0.932	16:53:31.379
3 -	57.333	30.943	1:28.276	80.70	1.243	16:54:59.655
4 -	56.853	30.914	1:27.767	81.17	0.734	16:56:27.422
5 -	56.696	30.765	1:27.461	81.46	0.428	16:57:54.883
6 -	56.317	30.716	1:27.033 (1)	81.86		16:59:21.916
7 -	56.555	30.683	1:27.238 (2)	81.66	0.205	17:00:49.154
8 -	57.054	30.828	1:27.882	81.07	0.849	17:02:17.036
9 -	56.791	30.592	1:27.383 (3)	81.53	0.350	17:03:44.419
10 -	56.836	30.617	1:27.453	81.46	0.420	17:05:11.872

P16 10 S		Mike BRUNSDON		Kawasaki NINJA 400 - Parts Europe		
IDEAL LAP TIME : 1:26.650		BEST LAP TIME : 1:26.841		DIFFERENCE : 0.191		
LAP	SECTOR 1	SECTOR 2	LAP TIME	MPH	DIFF	TIME OF DAY
1 -		30.755	1:33.499	76.19	6.658	16:52:03.085
2 -	57.175	30.954	1:28.129	80.84	1.288	16:53:31.214
3 -	57.924	30.852	1:28.776	80.25	1.935	16:54:59.990
4 -	57.380	30.597	1:27.977	80.98	1.136	16:56:27.967
5 -	56.809	30.582	1:27.391 (3)	81.52	0.550	16:57:55.358
6 -	56.839	30.556	1:27.395	81.52	0.554	16:59:22.753
7 -	56.387	30.454	1:26.841 (1)	82.04		17:00:49.594
8 -	56.944	30.791	1:27.735	81.20	0.894	17:02:17.329
9 -	56.882	30.811	1:27.693	81.24	0.852	17:03:45.022
10 -	56.768	30.263	1:27.031 (2)	81.86	0.190	17:05:12.053

BMCRC - MRO Championships 2023 - Rnd 4 @ Donington Park

ACU Team Green Junior Cup & Senior Ninja Series

RACE 21 - SECTOR ANALYSIS



SECTOR 1 = FL to I1, SECTOR 2 = I1 to FL, DIFF = Difference To Personal Best Lap, P = Crossed Finish Line in Pit Lane, D = Time Disallowed

P17 400 S		Stuart THURTLE		Kawasaki NINJA 400 - TeamTortoise Racing			
IDEAL LAP TIME : 1:29.457		BEST LAP TIME : 1:29.895		DIFFERENCE : 0.438			
LAP	SECTOR 1	SECTOR 2	LAP TIME	MPH	DIFF	TIME OF DAY	
1 -		31.464	1:36.741	73.64	6.846	16:52:06.327	
2 -	58.363	31.532	1:29.895 (1)	79.25		16:53:36.222	
3 -	59.130	31.477	1:30.607	78.63	0.712	16:55:06.829	
4 -	59.261	31.552	1:30.813	78.45	0.918	16:56:37.642	
5 -	58.893	31.094	1:29.987 (3)	79.17	0.092	16:58:07.629	
6 -	58.836	31.437	1:30.273	78.92	0.378	16:59:37.902	
7 -	58.896	31.648	1:30.544	78.68	0.649	17:01:08.446	
8 -	58.524	31.423	1:29.947 (2)	79.20	0.052	17:02:38.393	
9 -	59.567	31.681	1:31.248	78.07	1.353	17:04:09.641	
10 -	59.387	31.365	1:30.752	78.50	0.857	17:05:40.393	

P18 12 J		Kees RAMSEY		Kawasaki NINJA 400 -			
IDEAL LAP TIME : 1:28.559		BEST LAP TIME : 1:28.680		DIFFERENCE : 0.121			
LAP	SECTOR 1	SECTOR 2	LAP TIME	MPH	DIFF	TIME OF DAY	
1 -		32.061	1:39.312	71.73	10.632	16:52:08.898	
2 -	59.616	31.463	1:31.079	78.22	2.399	16:53:39.977	
3 -	59.988	31.354	1:31.342	77.99	2.662	16:55:11.319	
4 -	59.492	31.312	1:30.804	78.46	2.124	16:56:42.123	
5 -	1:00.131	31.793	1:31.924	77.50	3.244	16:58:14.047	
6 -	59.227	31.342	1:30.569	78.66	1.889	16:59:44.616	
7 -	57.741	30.939	1:28.680 (1)	80.34		17:01:13.296	
8 -	58.445	30.818	1:29.263 (2)	79.81	0.583	17:02:42.559	
9 -	58.812	31.127	1:29.939 (3)	79.21	1.259	17:04:12.498	
10 -	1:00.303	31.286	1:31.589	77.78	2.909	17:05:44.087	

P19 11 J		Freddie BATE		Kawasaki NINJA 300 - hartjay			
IDEAL LAP TIME : 1:29.088		BEST LAP TIME : 1:29.437		DIFFERENCE : 0.349			
LAP	SECTOR 1	SECTOR 2	LAP TIME	MPH	DIFF	TIME OF DAY	
1 -		31.343	1:35.885	74.30	6.448	16:52:05.471	
2 -	57.993	31.635	1:29.628 (3)	79.49	0.191	16:53:35.099	
3 -	1:06.785	31.558	1:38.343	72.44	8.906	16:55:13.442	
4 -	58.075	31.362	1:29.437 (1)	79.66		16:56:42.879	
5 -	58.898	31.740	1:30.638	78.60	1.201	16:58:13.517	
6 -	59.331	31.520	1:30.851	78.42	1.414	16:59:44.368	
7 -	59.148	31.095	1:30.243	78.94	0.806	17:01:14.611	
8 -	58.275	31.224	1:29.499 (2)	79.60	0.062	17:02:44.110	
9 -	58.230	31.431	1:29.661	79.46	0.224	17:04:13.771	
10 -	58.637	32.304	1:30.941	78.34	1.504	17:05:44.712	

P20 54 S		Ben SCOTT		Kawasaki NINJA 250 - GI Landscapes VampTech			
IDEAL LAP TIME : 1:28.512		BEST LAP TIME : 1:28.594		DIFFERENCE : 0.082			
LAP	SECTOR 1	SECTOR 2	LAP TIME	MPH	DIFF	TIME OF DAY	
1 -		32.109	1:39.645	71.49	11.051	16:52:09.231	
2 -	59.535	31.598	1:31.133	78.17	2.539	16:53:40.364	
3 -	1:00.114	31.448	1:31.562	77.81	2.968	16:55:11.926	
4 -	1:00.130	31.574	1:31.704	77.69	3.110	16:56:43.630	
5 -	58.822	31.928	1:30.750	78.50	2.156	16:58:14.380	
6 -	59.192	31.637	1:30.829	78.44	2.235	16:59:45.209	
7 -	57.532	31.062	1:28.594 (1)	80.41		17:01:13.803	
8 -	58.887	30.980	1:29.867 (2)	79.27	1.273	17:02:43.670	
9 -	58.865	31.571	1:30.436 (3)	78.78	1.842	17:04:14.106	
10 -	58.706	32.679	1:31.385	77.96	2.791	17:05:45.491	

BMCRC - MRO Championships 2023 - Rnd 4 @ Donington Park

ACU Team Green Junior Cup & Senior Ninja Series

RACE 21 - SECTOR ANALYSIS



SECTOR 1 = FL to I1, SECTOR 2 = I1 to FL, DIFF = Difference To Personal Best Lap, P = Crossed Finish Line in Pit Lane, D = Time Disallowed

P21 135 J		Jack NEWTON		Kawasaki NINJA 300 -			
IDEAL LAP TIME : 1:31.071		BEST LAP TIME : 1:31.071		DIFFERENCE : 0.000			
LAP	SECTOR 1	SECTOR 2	LAP TIME	MPH	DIFF	TIME OF DAY	
1 -		33.085	1:41.505	70.18	10.434	16:52:11.091	
2 -	1:01.734	32.706	1:34.440	75.44	3.369	16:53:45.531	
3 -	1:02.237	32.644	1:34.881	75.09	3.810	16:55:20.412	
4 -	1:01.247	32.261	1:33.508	76.19	2.437	16:56:53.920	
5 -	1:00.043	32.293	1:32.336 (3)	77.15	1.265	16:58:26.256	
6 -	1:01.009	32.298	1:33.307	76.35	2.236	16:59:59.563	
7 -	1:00.038	31.944	1:31.982 (2)	77.45	0.911	17:01:31.545	
8 -	59.270	31.801	1:31.071 (1)	78.23		17:03:02.616	
9 -	1:00.543	32.923	1:33.466	76.22	2.395	17:04:36.082	

P22 4 S		Nigel FRANKLIN		Kawasaki NINJA 400 -			
IDEAL LAP TIME : 1:31.508		BEST LAP TIME : 1:31.990		DIFFERENCE : 0.482			
LAP	SECTOR 1	SECTOR 2	LAP TIME	MPH	DIFF	TIME OF DAY	
1 -		33.137	1:41.960	69.87	9.970	16:52:11.546	
2 -	1:00.612	32.907	1:33.519	76.18	1.529	16:53:45.065	
3 -	1:02.429	33.000	1:35.429	74.65	3.439	16:55:20.494	
4 -	1:01.699	32.431	1:34.130	75.68	2.140	16:56:54.624	
5 -	59.986	32.826	1:32.812	76.76	0.822	16:58:27.436	
6 -	1:00.466	32.145	1:32.611	76.93	0.621	17:00:00.047	
7 -	1:00.314	31.728	1:32.042 (2)	77.40	0.052	17:01:32.089	
8 -	59.780	32.210	1:31.990 (1)	77.45		17:03:04.079	
9 -	1:00.398	31.967	1:32.365 (3)	77.13	0.375	17:04:36.444	

P23 87 J		Sam ATKINSON		Kawasaki NINJA - Major Heat			
IDEAL LAP TIME : 1:33.980		BEST LAP TIME : 1:34.174		DIFFERENCE : 0.194			
LAP	SECTOR 1	SECTOR 2	LAP TIME	MPH	DIFF	TIME OF DAY	
1 -		33.839	1:44.091	68.44	9.917	16:52:13.677	
2 -	1:01.223	33.138	1:34.361 (2)	75.50	0.187	16:53:48.038	
3 -	1:02.061	33.331	1:35.392	74.68	1.218	16:55:23.430	
4 -	1:01.917	32.768	1:34.685	75.24	0.511	16:56:58.115	
5 -	1:01.685	33.176	1:34.861	75.10	0.687	16:58:32.976	
6 -	1:03.019	33.113	1:36.132	74.11	1.958	17:00:09.108	
7 -	1:01.417	32.757	1:34.174 (1)	75.65		17:01:43.282	
8 -	1:01.654	33.098	1:34.752	75.19	0.578	17:03:18.034	
9 -	1:01.646	32.999	1:34.645 (3)	75.27	0.471	17:04:52.679	

P24 16 J		Aleisha LAYTON		Kawasaki NINJA 300 -			
IDEAL LAP TIME : 1:26.798		BEST LAP TIME : 1:26.809		DIFFERENCE : 0.011			
LAP	SECTOR 1	SECTOR 2	LAP TIME	MPH	DIFF	TIME OF DAY	
1 -		31.285	1:34.134	75.68	7.325	16:52:03.720	
2 -	57.347	31.557	1:28.904	80.13	2.095	16:53:32.624	
3 -	57.353	30.579	1:27.932	81.02	1.123	16:55:00.556	
4 -	56.901	30.980	1:27.881	81.07	1.072	16:56:28.437	
5 -	56.484	30.953	1:27.437 (3)	81.48	0.628	16:57:55.874	
6 -	56.644	30.380	1:27.024 (2)	81.86	0.215	16:59:22.898	
7 -	56.418	30.391	1:26.809 (1)	82.07		17:00:49.707	
8 -	56.975	30.744	1:27.719	81.22	0.910	17:02:17.426	

P25 31 J		Robbie PARK		Kawasaki NINJA - The Biltong Banter Box			
IDEAL LAP TIME : 1:24.003		BEST LAP TIME : 1:24.003		DIFFERENCE : 0.000			
LAP	SECTOR 1	SECTOR 2	LAP TIME	MPH	DIFF	TIME OF DAY	
1 -		29.764	1:28.857	80.18	4.854	16:51:58.443	
2 -	54.480	29.523	1:24.003 (1)	84.81		16:53:22.446	

BMCRC - MRO Championships 2023 - Rnd 4 @ Donington Park

ACU Team Green Junior Cup & Senior Ninja Series

RACE 21 - BEST SECTORS

SECTOR 1			SECTOR 2			IDEAL / BEST COMPARISON						
POS	NO	NAME	TIME	NO	NAME	TIME	POS	NO	NAME	IDEAL	BEST	DIFF
									PERFECT LAP	1:22.403		
1	7	McCABE	53.668	7	McCABE	28.735	1	7	McCABE	1:22.403	1:22.644	0.241
2	35	WESTON	53.732	34	ARBON	28.891	2	477	WATT	1:22.728	1:23.030	0.302
3	477	WATT	53.738	1	ATKINSON	28.924	3	1	ATKINSON	1:22.788	1:22.958	0.170
4	1	ATKINSON	53.864	477	WATT	28.990	4	35	WESTON	1:22.825	1:23.019	0.194
5	191	DANCE	53.939	191	DANCE	29.051	5	34	ARBON	1:22.938	1:23.188	0.250
6	34	ARBON	54.047	35	WESTON	29.093	6	191	DANCE	1:22.990	1:22.996	0.006
7	45	MACKENZIE	54.223	77	WHITE	29.381	7	45	MACKENZIE	1:23.994	1:23.994	0.000
8	31	PARK	54.480	31	PARK	29.523	8	31	PARK	1:24.003	1:24.003	0.000
9	141	GUILLERY	54.630	141	GUILLERY	29.732	9	77	WHITE	1:24.066	1:24.073	0.007
10	77	WHITE	54.685	45	MACKENZIE	29.771	10	141	GUILLERY	1:24.362	1:24.367	0.005
11	65	BREESE	55.758	65	BREESE	29.905	11	65	BREESE	1:25.663	1:25.733	0.070
12	49	CROFT	56.174	27	BROWN	30.116	12	49	CROFT	1:26.332	1:26.450	0.118
13	99	WOLFF	56.317	49	CROFT	30.158	13	27	BROWN	1:26.574	1:26.911	0.337
14	75	GREASLEY	56.380	10	BRUNSDON	30.263	14	10	BRUNSDON	1:26.650	1:26.841	0.191
15	10	BRUNSDON	56.387	75	GREASLEY	30.337	15	75	GREASLEY	1:26.717	1:26.717	0.000
16	16	LAYTON	56.418	16	LAYTON	30.380	16	16	LAYTON	1:26.798	1:26.809	0.011
17	18	HIGGINS	56.426	18	HIGGINS	30.412	17	18	HIGGINS	1:26.838	1:26.999	0.161
18	27	BROWN	56.458	99	WOLFF	30.592	18	99	WOLFF	1:26.909	1:27.033	0.124
19	54	SCOTT	57.532	12	RAMSEY	30.818	19	54	SCOTT	1:28.512	1:28.594	0.082
20	12	RAMSEY	57.741	54	SCOTT	30.980	20	12	RAMSEY	1:28.559	1:28.680	0.121
21	11	BATE	57.993	400	THURTL	31.094	21	11	BATE	1:29.088	1:29.437	0.349
22	400	THURTL	58.363	11	BATE	31.095	22	400	THURTL	1:29.457	1:29.895	0.438
23	135	NEWTON	59.270	4	FRANKLIN	31.728	23	135	NEWTON	1:31.071	1:31.071	0.000
24	4	FRANKLIN	59.780	135	NEWTON	31.801	24	4	FRANKLIN	1:31.508	1:31.990	0.482
25	87	ATKINSON	1:01.223	87	ATKINSON	32.757	25	87	ATKINSON	1:33.980	1:34.174	0.194

BMCRC - MRO Championships 2023 - Rnd 4 @ Donington Park

ACU Team Green Junior Cup & Senior Ninja Series

RACE 21 - STATISTICS

Competitors Started 25
Planned Start 2023-06-04 @ 16:50:00.000
Actual Start 2023-06-04 @ 16:50:29.585
Finish Time 2023-06-04 @ 17:04:31.136
Track Length 1.9790mi.
Total Laps 237
Total Distance Covered 469.0389mi.

Session Fastest Lap History

NO	CL	NAME	LAP TIME	TIME OF DAY	LAP	VEHICLE
35	J	Zack WESTON	1:23.679	16:53:21.406	2	Kawasaki NINJA 400
34	S	Oliver ARBON	1:23.400	16:53:21.954	2	Kawasaki NINJA 400
191	J	Craig DANCE	1:23.212	16:54:44.818	3	Kawasaki NINJA 400
7	J	Harley McCABE	1:22.938	16:54:45.955	3	Kawasaki NINJA 300
7	J	Harley McCABE	1:22.644	17:00:20.779	7	Kawasaki NINJA 300

Session Leader History

NO	CL	NAME	FROM LAP	LAPS LED	DISTANCE	VEHICLE
191	J	Craig DANCE	1	1	1.94 miles	Kawasaki NINJA 400
35	J	Zack WESTON	2	1	1.97 miles	Kawasaki NINJA 400
191	J	Craig DANCE	3	1	1.97 miles	Kawasaki NINJA 400
34	S	Oliver ARBON	4	7	13.85 miles	Kawasaki NINJA 400

Flag History

TYPE	TIME OF DAY
GREEN	16:50:29.585
FINISH	17:04:31.136

Flag Statistics

TYPE	COUNT	TOTAL LAPS	TOTAL TIME
Green	1	10	15:20.425
Red	0	0	0.000
Safety Car	0	0	0.000
FCY	0	0	0.000

BMCRC - MRO Championships 2023 - Rnd 4 @ Donington Park

ACU Team Green Junior Cup & Senior Ninja Series

RACE 21 - STATISTICS

CLASS : J

15 Starters

Fastest Lap History

NO	NAME	LAP TIME	TIME OF DAY	LAP	VEHICLE
35	Zack WESTON	1:23.679	16:53:21.406	2	Kawasaki NINJA 400
7	Harley McCABE	1:23.518	16:53:23.056	2	Kawasaki NINJA 300
191	Craig DANCE	1:23.212	16:54:44.818	3	Kawasaki NINJA 400
7	Harley McCABE	1:22.938	16:54:45.955	3	Kawasaki NINJA 300
7	Harley McCABE	1:22.644	17:00:20.779	7	Kawasaki NINJA 300

Leader History

NO	NAME	FROM LAP	LAPS LED	DISTANCE	VEHICLE
191	Craig DANCE	1	1	1.94 miles	Kawasaki NINJA 400
35	Zack WESTON	2	1	1.97 miles	Kawasaki NINJA 400
191	Craig DANCE	3	3	5.93 miles	Kawasaki NINJA 400
35	Zack WESTON	6	1	1.97 miles	Kawasaki NINJA 400
7	Harley McCABE	7	4	7.91 miles	Kawasaki NINJA 300

BMCRC - MRO Championships 2023 - Rnd 4 @ Donington Park

ACU Team Green Junior Cup & Senior Ninja Series

RACE 21 - STATISTICS

CLASS : S

10 Starters

Fastest Lap History

NO	NAME	LAP TIME	TIME OF DAY	LAP	VEHICLE
34	Oliver ARBON	1:23.400	16:53:21.954	2	Kawasaki NINJA 400
34	Oliver ARBON	1:23.216	16:54:45.170	3	Kawasaki NINJA 400
34	Oliver ARBON	1:23.188	16:58:56.685	6	Kawasaki NINJA 400
1	Phil ATKINSON	1:22.958	17:00:21.017	7	Kawasaki NINJA 400

Leader History

NO	NAME	FROM LAP	LAPS LED	DISTANCE	VEHICLE
1	Phil ATKINSON	1	1	1.94 miles	Kawasaki NINJA 400
34	Oliver ARBON	2	9	17.81 miles	Kawasaki NINJA 400



REACTIVE PARTS MRO POWERBIKES inc CIGMA RACING CLUBMAN 1000



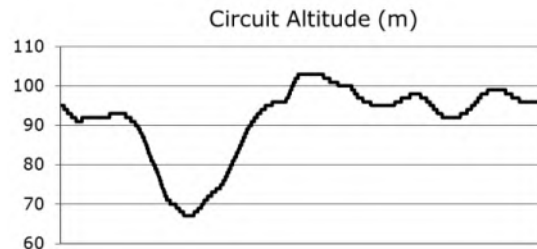
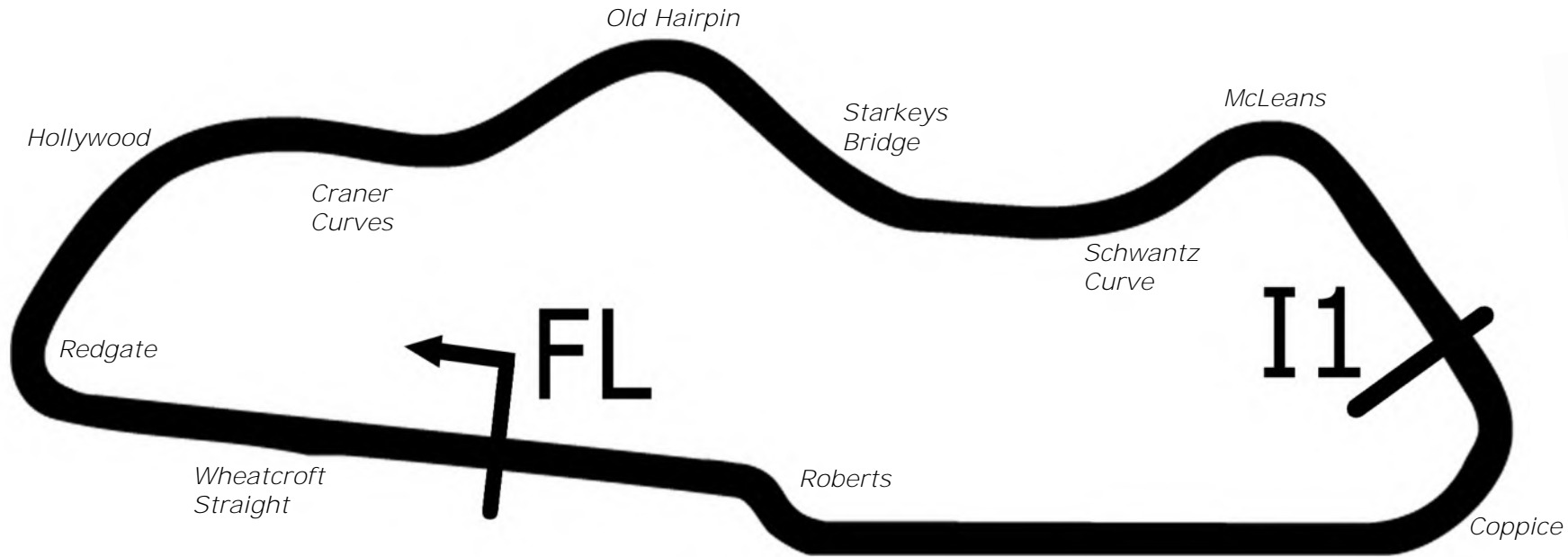
BMCRC-MRO Championships - Round 4
Donington Park National
3rd / 4th June 2023



Timing & Results Provided by Timing Solutions Ltd

www.tsl-timing.com

Donington Park National



Length	1.9790 miles	3185.0 m	
FL		52.82971 N	1.37867 W
I1	2096m	52.82978 N	1.36508 W
Pit Entry	3100m	52.82951 N	1.37832 W
Pit Exit	229m after FL	52.82996 N	1.38205 W
Pit Entry-Pit Exit 256m, 18.4s @50kph, 15.3s @60kph			

All results available at www.tsl-timing.com



BMCRC - MRO Championships 2023 - Rnd 4 @ Donington Park

Reactive Parts MRO Powerbikes inc Clubman 1000

QUALIFYING - CLASSIFICATION



POS	NO	CL	PIC NAME	ENTRY	TIME	ON	LAPS	GAP	DIFF	MPH
1	71		1 Jon RAILTON	Ducati Panigale V2 -	1:11.080	6	8			100.23
2	48		2 Nicky WILSON	Suzuki GSXR 1000 - Demon GP/Haslemere Motorcycle	1:11.316	8	8	0.236	0.236	99.90
3	26*		3 Josh WAINWRIGHT	Honda CBR1000RR - JW MOT Centre	1:11.458	4	4	0.378	0.142	99.70
4	53*		4 Seamus McGLYNN	Yamaha R1 - S and D Build and Design Ltd	1:12.274	8	8	1.194	0.816	98.57
5	21		5 Jack CROUCHER	Kawasaki ZX10R - Trendy lofts / croucher carpentry / p	1:12.463	5	5	1.383	0.189	98.32
6	77	C	1 Thomas BENSTED	Yamaha R1 - Significant Debt Racing	1:12.520	6	8	1.440	0.057	98.24
7	2		6 Peter BAKER	Kawasaki ZX10R - TJ & Peter Baker M/C	1:12.539	3	7	1.459	0.019	98.21
8	37	C	2 Clayton GROVER	Yamaha R1 - Grover stunts	1:12.816	6	8	1.736	0.277	97.84
9	17		7 Phil BAKER	BMW S1000RR - Ashford Accident Repair Centre	1:12.990	6	8	1.910	0.174	97.61
10	28		8 Louis O'REGAN	Aprilia RSV4 - Leiker exhausts	1:12.992	6	7	1.912	0.002	97.60
11	49		9 Luke WALLINGTON	Triumph 765 - Elmech Racing	1:13.002	5	6	1.922	0.010	97.59
12	188		10 Dawid KRAWIECKI	Yamaha R1 - Code Blue LTD & D A East Electrical	1:13.298	5	7	2.218	0.296	97.20
13	224	C	3 Lee HEALEY	Suzuki GSXR 1000R - Wilvin UK Ltd / Uniq3 Projects Li	1:13.321	6	8	2.241	0.023	97.17
14	134		11 Don GILBERT	Suzuki GSXR -	1:13.403	5	7	2.323	0.082	97.06
15	57	C	4 Scott FORBES-COWDRY	Kawasaki ZX10R - Lincolnshire Landscaping Services	1:13.478	4	8	2.398	0.075	96.96
16	223	C	5 Rafal KISYK	Suzuki GSXR-1000 -	1:13.536	8	8	2.456	0.058	96.88
17	12	C	6 Duncan BEDWELL	Kawasaki ZX10R - Connected to homes LTD	1:13.640	7	7	2.560	0.104	96.74
18	88		12 Scott HALLIDAY	Yamaha R1 -	1:13.682	3	7	2.602	0.042	96.69
19	78	C	7 Jamie THOMAS	Suzuki GSXR 1000 - Team RubyRacing DART Motorsp	1:13.732	5	7	2.652	0.050	96.62
20	91	C	8 Chris TAYLOR	BMW S1000RR - Cam Civils and Landscaping LTD	1:13.765	5	8	2.685	0.033	96.58
21	79		13 Jason BURRILL	BMW M1000RR -	1:14.087	5	8	3.007	0.322	96.16
22	23	C	9 Harry HINCHCLIFFE	Kawasaki ZX10R GEN 4 -	1:14.323	6	7	3.243	0.236	95.86
23	4	C	10 Remi MATUZAS	Yamaha R1 - B Interiors	1:15.132	7	8	4.052	0.809	94.82
24	30	C	11 Alex PENRICE	Yamaha R1 - AP Motorcycles	1:15.568	8	8	4.488	0.436	94.28
25	129	C	12 Cecil DINSMORE	Suzuki GSXR 1000 - KnC Motorsport	1:15.783	6	8	4.703	0.215	94.01
26	63		14 Matthew WREN	Suzuki GSXR - TBR Performance	1:15.998	6	8	4.918	0.215	93.74
27	41*		15 Colin THOMPSON	Suzuki GSXR1000 - Grp Motorsport	1:16.219	4	8	5.139	0.221	93.47
28	70		16 Frankie STENNETT	Kawasaki ZX10-RR - Thepeoplesbike.com	1:16.768	6	8	5.688	0.549	92.80
29	333		17 Andrew HOUGHTON	BMW S1000RR - Bahnstomer BMW	1:17.659	4	6	6.579	0.891	91.74
30	175		18 Arlindo PESTANA	BMW S1000RR - Pep's racing	1:17.688	3	7	6.608	0.029	91.70
31	10		19 Daniel MERCER	Honda CBR1000RR - McLovin Racing	1:17.899	5	8	6.819	0.211	91.45
32	281	C	13 Daniel FARLEY	Suzuki GSXR - F-TECH FIRE & ELECTRICAL LTD	1:18.911	5	8	7.831	1.012	90.28
33	34*	C	14 Ben CHEESEMAN	Kawasaki ZX10RR - BCH Services Kent Ltd	1:18.970	2	2	7.890	0.059	90.21
34	261	C	15 Roberto DI GREGORIO	Ducati 899 Panigale - Physio Healthy	1:19.385	5	5	8.305	0.415	89.74
35	163	C	16 Riccardo BIGUZZI	BMW S1000RR - Riccardo's Travel	1:19.878	5	7	8.798	0.493	89.19
36	460	C	17 Simon GATES	Yamaha YZF R1 - T.A Roden LTD / Canine Plus Hydro	1:20.067	4	6	8.987	0.189	88.98
37	35	C	18 Stephen HARVEY	Kawasaki ZX10 -	1:23.995	6	7	12.915	3.928	84.82
38	274		20 Stewart LATIMER	Suzuki GSXR1000 R - Fat Bloke Racing RR	1:24.714	4	7	13.634	0.719	84.10
39	888	C	19 Paul FAGG	Yamaha R1 4C8 - -OnlyFans-	1:25.614	3	5	14.534	0.900	83.21

#34 & #41 - No working transponders, please fix for racing.

#26 & #53 - Low transponder battery, please charge.

Weather / Track : Bright / Dry

These results are provisional until the conclusion of any judicial and technical matters.

Donington Park National: 1.9790 miles
Date: 03/06/2023 Start: 09:24 Finish: 09:34

Clerk Of Course :	Stewards :	Timekeeper : Richard Evans
-------------------	------------	----------------------------

Results can be found at www.tsl-timing.com

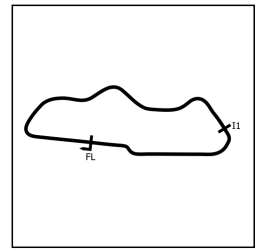
Printed - 09:37 Saturday, 03 June 2023



BMCRC - MRO Championships 2023 - Rnd 4 @ Donington Park

Reactive Parts MRO Powerbikes inc Clubman 1000

QUALIFYING - SECTOR ANALYSIS



SECTOR 1 = FL to I1, SECTOR 2 = I1 to FL, DIFF = Difference To Personal Best Lap, P = Crossed Finish Line in Pit Lane, D = Time Disallowed

P1 71		Jon RAILTON		Ducati Panigale V2 -			
IDEAL LAP TIME : 1:11.003		BEST LAP TIME : 1:11.080		DIFFERENCE : 0.077			
LAP	SECTOR 1	SECTOR 2	LAP TIME	MPH	DIFF	TIME OF DAY	
1 -	51.766	IN PIT	1:23.050	85.78	11.970	09:26:11.963	
2 -	OUTLAP	26.834	1:42.196	69.71	31.116	09:27:54.159	
3 -	46.954	25.443	1:12.397	98.41	1.317	09:29:06.556	
4 -	46.390	26.774	1:13.164	97.37	2.084	09:30:19.720	
5 -	46.253	25.195	1:11.448	99.71	0.368	09:31:31.168	
6 -	45.808	25.272	1:11.080	100.23		09:32:42.248	
7 -	46.224	26.619	1:12.843	97.80	1.763	09:33:55.091	
8 -	47.103	25.627	1:12.730	97.96	1.650	09:35:07.821	

P2 48		Nicky WILSON		Suzuki GSXR 1000 - Demon GP/Haslemere Motorcycles			
IDEAL LAP TIME : 1:11.316		BEST LAP TIME : 1:11.316		DIFFERENCE : 0.000			
LAP	SECTOR 1	SECTOR 2	LAP TIME	MPH	DIFF	TIME OF DAY	
1 -	55.270	26.530	1:21.800	87.09	10.484	09:26:09.629	
2 -	49.886	25.769	1:15.655	94.17	4.339	09:27:25.284	
3 -	49.047	25.539	1:14.586	95.52	3.270	09:28:39.870	
4 -	46.599	25.780	1:12.379	98.43	1.063	09:29:52.249	
5 -	46.272	25.731	1:12.003	98.94	0.687	09:31:04.252	
6 -	46.590	26.499	1:13.089	97.47	1.773	09:32:17.341	
7 -	47.511	25.172	1:12.683	98.02	1.367	09:33:30.024	
8 -	46.255	25.061	1:11.316	99.90		09:34:41.340	

P3 26		Josh WAINWRIGHT		Honda CBR1000RR - JW MOT Centre			
IDEAL LAP TIME : 1:11.056		BEST LAP TIME : 1:11.458		DIFFERENCE : 0.402			
LAP	SECTOR 1	SECTOR 2	LAP TIME	MPH	DIFF	TIME OF DAY	
1 -	50.606	24.779	1:15.385	94.51	3.927	09:25:56.752	
2 -	47.324	25.182	1:12.506	98.26	1.048	09:27:09.258	
3 -	47.776	25.974	1:13.750	96.60	2.292	09:28:23.008	
4 -	46.277	25.181	1:11.458	99.70		09:29:34.466	

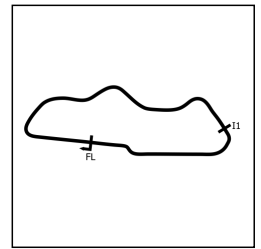
P4 53		Seamus McGLYNN		Yamaha R1 - S and D Build and Design Ltd			
IDEAL LAP TIME : 1:12.274		BEST LAP TIME : 1:12.274		DIFFERENCE : 0.000			
LAP	SECTOR 1	SECTOR 2	LAP TIME	MPH	DIFF	TIME OF DAY	
1 -	52.298	25.654	1:17.952	91.39	5.678	09:25:59.766	
2 -	48.695	25.760	1:14.455	95.69	2.181	09:27:14.221	
3 -	50.470	26.005	1:16.475	93.16	4.201	09:28:30.696	
4 -	47.766	26.099	1:13.865	96.45	1.591	09:29:44.561	
5 -	49.843	26.053	1:15.896	93.87	3.622	09:31:00.457	
6 -	48.329	IN PIT	1:20.421	88.59	8.147	09:32:20.878	
7 -	OUTLAP	25.648	1:49.970	64.78	37.696	09:34:10.848	
8 -	47.273	25.001	1:12.274	98.57		09:35:23.122	

P5 21		Jack CROUCHER		Kawasaki ZX10R - Trendy lofts / croucher carpentry / palmer per			
IDEAL LAP TIME : 1:12.438		BEST LAP TIME : 1:12.463		DIFFERENCE : 0.025			
LAP	SECTOR 1	SECTOR 2	LAP TIME	MPH	DIFF	TIME OF DAY	
1 -	50.214	25.109	1:15.323	94.58	2.860	09:25:57.381	
2 -	48.076	26.321	1:14.397	95.76	1.934	09:27:11.778	
3 -	47.468	25.493	1:12.961	97.65	0.498	09:28:24.739	
4 -	47.401	25.088	1:12.489	98.28	0.026	09:29:37.228	
5 -	47.350	25.113	1:12.463	98.32		09:30:49.691	

BMCRC - MRO Championships 2023 - Rnd 4 @ Donington Park

Reactive Parts MRO Powerbikes inc Clubman 1000

QUALIFYING - SECTOR ANALYSIS



SECTOR 1 = FL to I1, SECTOR 2 = I1 to FL, DIFF = Difference To Personal Best Lap, P = Crossed Finish Line in Pit Lane, D = Time Disallowed

P6 77 C Thomas BENSTED		Yamaha R1 - Significant Debt Racing				
IDEAL LAP TIME : 1:12.520		BEST LAP TIME : 1:12.520		DIFFERENCE : 0.000		
LAP	SECTOR 1	SECTOR 2	LAP TIME	MPH	DIFF	TIME OF DAY
1 -	52.188	27.098	1:19.286	89.86	6.766	09:26:21.866
2 -	49.631	26.462	1:16.093	93.63	3.573	09:27:37.959
3 -	48.400	25.659	1:14.059 (3)	96.20	1.539	09:28:52.018
4 -	49.623	26.903	1:16.526	93.10	4.006	09:30:08.544
5 -	47.791	25.416	1:13.207 (2)	97.32	0.687	09:31:21.751
6 -	47.283	25.237	1:12.520 (1)	98.24		09:32:34.271
7 -	49.451	25.910	1:15.361	94.54	2.841	09:33:49.632
8 -	48.630	32.956	1:21.586	87.32	9.066	09:35:11.218

P7 2 Peter BAKER		Kawasaki ZX10R - TJ & Peter Baker M/C				
IDEAL LAP TIME : 1:12.203		BEST LAP TIME : 1:12.539		DIFFERENCE : 0.336		
LAP	SECTOR 1	SECTOR 2	LAP TIME	MPH	DIFF	TIME OF DAY
1 -	OUTLAP	26.804	1:35.709	74.44	23.170	09:27:44.314
2 -	48.554	25.586	1:14.140	96.09	1.601	09:28:58.454
3 -	47.134	25.405	1:12.539 (1)	98.21		09:30:10.993
4 -	46.932	26.076	1:13.008	97.58	0.469	09:31:24.001
5 -	47.550	25.271	1:12.821 (2)	97.83	0.282	09:32:36.822
6 -	47.413	25.813	1:13.226	97.29	0.687	09:33:50.048
7 -	47.371	25.591	1:12.962 (3)	97.64	0.423	09:35:03.010

P8 37 C Clayton GROVER		Yamaha R1 - Grover stunts				
IDEAL LAP TIME : 1:12.813		BEST LAP TIME : 1:12.816		DIFFERENCE : 0.003		
LAP	SECTOR 1	SECTOR 2	LAP TIME	MPH	DIFF	TIME OF DAY
1 -	52.857	26.745	1:19.602	89.50	6.786	09:26:09.399
2 -	49.646	26.163	1:15.809	93.98	2.993	09:27:25.208
3 -	48.683	25.810	1:14.493	95.64	1.677	09:28:39.701
4 -	47.734	25.903	1:13.637	96.75	0.821	09:29:53.338
5 -	47.516	25.584	1:13.100 (3)	97.46	0.284	09:31:06.438
6 -	47.483	25.333	1:12.816 (1)	97.84		09:32:19.254
7 -	47.480	25.478	1:12.958 (2)	97.65	0.142	09:33:32.212
8 -	47.771	25.411	1:13.182	97.35	0.366	09:34:45.394

P9 17 Phil BAKER		BMW S1000RR - Ashford Accident Repair Centre				
IDEAL LAP TIME : 1:12.990		BEST LAP TIME : 1:12.990		DIFFERENCE : 0.000		
LAP	SECTOR 1	SECTOR 2	LAP TIME	MPH	DIFF	TIME OF DAY
1 -	OUTLAP	27.955	1:37.662	72.95	24.672	09:27:06.667
2 -	50.572	26.754	1:17.326	92.13	4.336	09:28:23.993
3 -	48.281	25.542	1:13.823 (3)	96.50	0.833	09:29:37.816
4 -	48.774	25.466	1:14.240	95.96	1.250	09:30:52.056
5 -	48.281	25.525	1:13.806 (2)	96.53	0.816	09:32:05.862
6 -	47.706	25.284	1:12.990 (1)	97.61		09:33:18.852
7 -	48.209	29.399	1:17.608	91.80	4.618	09:34:36.460
8 -	52.250	26.765	1:19.015	90.16	6.025	09:35:55.475

P10 28 Louis O'REGAN		Aprilia RSV4 - Leiker exhausts				
IDEAL LAP TIME : 1:12.835		BEST LAP TIME : 1:12.992		DIFFERENCE : 0.157		
LAP	SECTOR 1	SECTOR 2	LAP TIME	MPH	DIFF	TIME OF DAY
1 -	OUTLAP	28.690	1:42.892	69.24	29.900	09:27:13.733
2 -	49.882	26.381	1:16.263	93.42	3.271	09:28:29.996
3 -	48.320	26.818	1:15.138	94.82	2.146	09:29:45.134
4 -	55.509	27.346	1:22.855	85.98	9.863	09:31:07.989
5 -	47.999	25.553	1:13.552 (3)	96.86	0.560	09:32:21.541
6 -	47.282	25.710	1:12.992 (1)	97.60		09:33:34.533
7 -	47.856	25.586	1:13.442 (2)	97.01	0.450	09:34:47.975

BMCRC - MRO Championships 2023 - Rnd 4 @ Donington Park

Reactive Parts MRO Powerbikes inc Clubman 1000

QUALIFYING - SECTOR ANALYSIS



SECTOR 1 = FL to I1, SECTOR 2 = I1 to FL, DIFF = Difference To Personal Best Lap, P = Crossed Finish Line in Pit Lane, D = Time Disallowed

P11 49		Luke WALLINGTON		Triumph 765 - Elmech Racing			
IDEAL LAP TIME : 1:12.996		BEST LAP TIME : 1:13.002		DIFFERENCE : 0.006			
LAP	SECTOR 1	SECTOR 2	LAP TIME	MPH	DIFF	TIME OF DAY	
1 -	50.150	26.044	1:16.194	93.50	3.192	09:25:57.814	
2 -	47.925	26.775	1:14.700	95.37	1.698	09:27:12.514	
3 -	48.221	25.793	1:14.014 (3)	96.26	1.012	09:28:26.528	
4 -	47.798	25.706	1:13.504 (2)	96.92	0.502	09:29:40.032	
5 -	47.290	25.712	1:13.002 (1)	97.59		09:30:53.034	
6 -	50.412	IN PIT	1:33.803 P	75.95	20.801	09:32:26.837	

P12 188		Dawid KRAWIECKI		Yamaha R1 - Code Blue LTD & D A East Electrical			
IDEAL LAP TIME : 1:13.298		BEST LAP TIME : 1:13.298		DIFFERENCE : 0.000			
LAP	SECTOR 1	SECTOR 2	LAP TIME	MPH	DIFF	TIME OF DAY	
1 -	OUTLAP	27.082	1:33.639	76.08	20.341	09:27:43.931	
2 -	48.771	26.913	1:15.684	94.13	2.386	09:28:59.615	
3 -	48.167	26.661	1:14.828	95.21	1.530	09:30:14.443	
4 -	48.678	26.826	1:15.504	94.36	2.206	09:31:29.947	
5 -	47.670	25.628	1:13.298 (1)	97.20		09:32:43.245	
6 -	48.443	25.942	1:14.385 (2)	95.78	1.087	09:33:57.630	
7 -	47.869	26.521	1:14.390 (3)	95.77	1.092	09:35:12.020	

P13 224 C		Lee HEALEY		Suzuki GSXR 1000R - Wilvin UK Ltd / Uniq3 Projects Ltd			
IDEAL LAP TIME : 1:13.068		BEST LAP TIME : 1:13.321		DIFFERENCE : 0.253			
LAP	SECTOR 1	SECTOR 2	LAP TIME	MPH	DIFF	TIME OF DAY	
1 -	51.837	26.591	1:18.428	90.84	5.107	09:26:01.598	
2 -	48.934	26.109	1:15.043	94.94	1.722	09:27:16.641	
3 -	48.371	26.082	1:14.453	95.69	1.132	09:28:31.094	
4 -	48.587	26.281	1:14.868	95.16	1.547	09:29:45.962	
5 -	49.916	26.785	1:16.701	92.88	3.380	09:31:02.663	
6 -	47.259	26.062	1:13.321 (1)	97.17		09:32:15.984	
7 -	47.647	25.809	1:13.456 (2)	96.99	0.135	09:33:29.440	
8 -	48.112	25.925	1:14.037 (3)	96.23	0.716	09:34:43.477	

P14 134		Don GILBERT		Suzuki GSXR -			
IDEAL LAP TIME : 1:13.244		BEST LAP TIME : 1:13.403		DIFFERENCE : 0.159			
LAP	SECTOR 1	SECTOR 2	LAP TIME	MPH	DIFF	TIME OF DAY	
1 -	OUTLAP	27.037	1:35.139	74.88	21.736	09:27:46.115	
2 -	49.922	26.559	1:16.481	93.15	3.078	09:29:02.596	
3 -	49.439	25.882	1:15.321	94.59	1.918	09:30:17.917	
4 -	48.918	25.599	1:14.517 (3)	95.61	1.114	09:31:32.434	
5 -	48.109	25.294	1:13.403 (1)	97.06		09:32:45.837	
6 -	47.950	25.960	1:13.910 (2)	96.39	0.507	09:33:59.747	
7 -	49.492	26.010	1:15.502	94.36	2.099	09:35:15.249	

P15 57 C		Scott FORBES-COWDRY		Kawasaki ZX10R - Lincolnshire Landscaping Services			
IDEAL LAP TIME : 1:13.345		BEST LAP TIME : 1:13.478		DIFFERENCE : 0.133			
LAP	SECTOR 1	SECTOR 2	LAP TIME	MPH	DIFF	TIME OF DAY	
1 -	54.819	27.273	1:22.092	86.78	8.614	09:26:07.576	
2 -	49.108	25.977	1:15.085 (3)	94.88	1.607	09:27:22.661	
3 -	51.891	26.025	1:17.916	91.44	4.438	09:28:40.577	
4 -	47.557	25.921	1:13.478 (1)	96.96		09:29:54.055	
5 -	50.550	25.788	1:16.338	93.33	2.860	09:31:10.393	
6 -	48.618	26.082	1:14.700 (2)	95.37	1.222	09:32:25.093	
7 -	49.818	26.833	1:16.651	92.94	3.173	09:33:41.744	
8 -	52.375	29.512	1:21.887	87.00	8.409	09:35:03.631	

BMCRC - MRO Championships 2023 - Rnd 4 @ Donington Park

Reactive Parts MRO Powerbikes inc Clubman 1000

QUALIFYING - SECTOR ANALYSIS



SECTOR 1 = FL to I1, SECTOR 2 = I1 to FL, DIFF = Difference To Personal Best Lap, P = Crossed Finish Line in Pit Lane, D = Time Disallowed

P16 223 C		Rafal KISYK		Suzuki GSXR-1000 -		
IDEAL LAP TIME : 1:13.074		BEST LAP TIME : 1:13.536		DIFFERENCE : 0.462		
LAP	SECTOR 1	SECTOR 2	LAP TIME	MPH	DIFF	TIME OF DAY
1 -	53.319	27.348	1:20.667	88.32	7.131	09:26:03.481
2 -	50.644	26.288	1:16.932	92.60	3.396	09:27:20.413
3 -	48.536	25.768	1:14.304	95.88	0.768	09:28:34.717
4 -	49.251	26.048	1:15.299	94.61	1.763	09:29:50.016
5 -	47.792	26.342	1:14.134 (3)	96.10	0.598	09:31:04.150
6 -	47.547	26.216	1:13.763 (2)	96.58	0.227	09:32:17.913
7 -	48.668	25.859	1:14.527	95.59	0.991	09:33:32.440
8 -	48.009	25.527	1:13.536 (1)	96.88		09:34:45.976

P17 12 C		Duncan BEDWELL		Kawasaki ZX10R - Connected to homes LTD		
IDEAL LAP TIME : 1:13.447		BEST LAP TIME : 1:13.640		DIFFERENCE : 0.193		
LAP	SECTOR 1	SECTOR 2	LAP TIME	MPH	DIFF	TIME OF DAY
1 -	OUTLAP	28.142	1:40.114	71.16	26.474	09:27:13.715
2 -	49.527	26.341	1:15.868	93.90	2.228	09:28:29.583
3 -	48.526	27.143	1:15.669	94.15	2.029	09:29:45.252
4 -	49.426	25.877	1:15.303 (3)	94.61	1.663	09:31:00.555
5 -	48.532	28.521	1:17.053	92.46	3.413	09:32:17.608
6 -	48.428	25.762	1:14.190 (2)	96.03	0.550	09:33:31.798
7 -	47.685	25.955	1:13.640 (1)	96.74		09:34:45.438

P18 88		Scott HALLIDAY		Yamaha R1 -		
IDEAL LAP TIME : 1:13.348		BEST LAP TIME : 1:13.682		DIFFERENCE : 0.334		
LAP	SECTOR 1	SECTOR 2	LAP TIME	MPH	DIFF	TIME OF DAY
1 -	52.027	26.571	1:18.598	90.64	4.916	09:26:03.095
2 -	48.760	25.861	1:14.621	95.47	0.939	09:27:17.716
3 -	47.708	25.974	1:13.682 (1)	96.69		09:28:31.398
4 -	48.453	25.640	1:14.093 (2)	96.15	0.411	09:29:45.491
5 -	49.498	25.808	1:15.306	94.60	1.624	09:31:00.797
6 -	48.524	25.989	1:14.513 (3)	95.61	0.831	09:32:15.310
7 -	47.931	IN PIT	1:17.342 P	92.11	3.660	09:33:32.652

P19 78 C		Jamie THOMAS		Suzuki GSXR 1000 - Team RubyRacing DART Motorsport		
IDEAL LAP TIME : 1:13.732		BEST LAP TIME : 1:13.732		DIFFERENCE : 0.000		
LAP	SECTOR 1	SECTOR 2	LAP TIME	MPH	DIFF	TIME OF DAY
1 -	OUTLAP	27.584	1:34.741	75.20	21.009	09:27:12.812
2 -	49.811	26.341	1:16.152	93.55	2.420	09:28:28.964
3 -	48.865	26.268	1:15.133	94.82	1.401	09:29:44.097
4 -	49.912	26.136	1:16.048	93.68	2.316	09:31:00.145
5 -	48.028	25.704	1:13.732 (1)	96.62		09:32:13.877
6 -	48.410	26.212	1:14.622 (2)	95.47	0.890	09:33:28.499
7 -	48.627	26.044	1:14.671 (3)	95.41	0.939	09:34:43.170

P20 91 C		Chris TAYLOR		BMW S1000RR - Cam Civils and Landscaping LTD		
IDEAL LAP TIME : 1:13.765		BEST LAP TIME : 1:13.765		DIFFERENCE : 0.000		
LAP	SECTOR 1	SECTOR 2	LAP TIME	MPH	DIFF	TIME OF DAY
1 -	58.035	26.823	1:24.858	83.95	11.093	09:26:14.067
2 -	49.584	27.508	1:17.092 (3)	92.41	3.327	09:27:31.159
3 -	50.238	26.896	1:17.134	92.36	3.369	09:28:48.293
4 -	51.418	29.765	1:21.183	87.76	7.418	09:30:09.476
5 -	47.630	26.135	1:13.765 (1)	96.58		09:31:23.241
6 -	47.840	26.502	1:14.342 (2)	95.83	0.577	09:32:37.583
7 -	51.378	29.926	1:21.304	87.62	7.539	09:33:58.887
8 -	54.338	27.637	1:21.975	86.91	8.210	09:35:20.862

BMCRC - MRO Championships 2023 - Rnd 4 @ Donington Park

Reactive Parts MRO Powerbikes inc Clubman 1000

QUALIFYING - SECTOR ANALYSIS



SECTOR 1 = FL to I1, SECTOR 2 = I1 to FL, DIFF = Difference To Personal Best Lap, P = Crossed Finish Line in Pit Lane, D = Time Disallowed

P21 79		Jason BURRILL		BMW M1000RR -			
IDEAL LAP TIME : 1:14.087		BEST LAP TIME : 1:14.087		DIFFERENCE : 0.000			
LAP	SECTOR 1	SECTOR 2	LAP TIME	MPH	DIFF	TIME OF DAY	
1 -	55.520	28.145	1:23.665	85.15	9.578	09:26:08.828	
2 -	51.309	IN PIT	1:21.576 P	87.33	7.489	09:27:30.404	
3 -	OUTLAP	26.551	1:28.660	80.35	14.573	09:28:59.064	
4 -	48.615	26.436	1:15.051 (3)	94.93	0.964	09:30:14.115	
5 -	48.194	25.893	1:14.087 (1)	96.16		09:31:28.202	
6 -	48.313	25.921	1:14.234 (2)	95.97	0.147	09:32:42.436	
7 -	49.652	27.620	1:17.272	92.20	3.185	09:33:59.708	
8 -	51.403	27.407	1:18.810	90.40	4.723	09:35:18.518	

P22 23 C		Harry HINCHCLIFFE		Kawasaki ZX10R GEN 4 -			
IDEAL LAP TIME : 1:14.323		BEST LAP TIME : 1:14.323		DIFFERENCE : 0.000			
LAP	SECTOR 1	SECTOR 2	LAP TIME	MPH	DIFF	TIME OF DAY	
1 -	56.450	27.444	1:23.894	84.92	9.571	09:26:10.262	
2 -	50.378	26.525	1:16.903	92.64	2.580	09:27:27.165	
3 -	50.217	26.278	1:16.495	93.13	2.172	09:28:43.660	
4 -	48.782	26.047	1:14.829 (2)	95.21	0.506	09:29:58.489	
5 -	48.853	26.225	1:15.078 (3)	94.89	0.755	09:31:13.567	
6 -	48.374	25.949	1:14.323 (1)	95.86		09:32:27.890	
7 -	51.348	IN PIT	1:24.778 P	84.03	10.455	09:33:52.668	

P23 4 C		Remi MATUZAS		Yamaha R1 - B Interiors			
IDEAL LAP TIME : 1:15.127		BEST LAP TIME : 1:15.132		DIFFERENCE : 0.005			
LAP	SECTOR 1	SECTOR 2	LAP TIME	MPH	DIFF	TIME OF DAY	
1 -	53.142	26.917	1:20.059	88.99	4.927	09:26:03.841	
2 -	51.172	27.014	1:18.186	91.12	3.054	09:27:22.027	
3 -	49.684	25.817	1:15.501	94.36	0.369	09:28:37.528	
4 -	50.318	25.864	1:16.182	93.52	1.050	09:29:53.710	
5 -	49.809	25.824	1:15.633	94.20	0.501	09:31:09.343	
6 -	49.390	25.811	1:15.201 (2)	94.74	0.069	09:32:24.544	
7 -	49.316	25.816	1:15.132 (1)	94.82		09:33:39.676	
8 -	49.608	25.872	1:15.480 (3)	94.39	0.348	09:34:55.156	

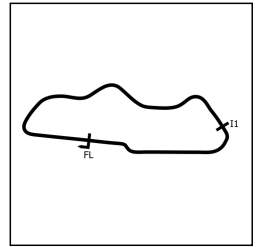
P24 30 C		Alex PENRICE		Yamaha R1 - AP Motorcycles			
IDEAL LAP TIME : 1:15.550		BEST LAP TIME : 1:15.568		DIFFERENCE : 0.018			
LAP	SECTOR 1	SECTOR 2	LAP TIME	MPH	DIFF	TIME OF DAY	
1 -	55.208	28.192	1:23.400	85.42	7.832	09:26:07.693	
2 -	51.176	27.343	1:18.519	90.73	2.951	09:27:26.212	
3 -	50.563	26.855	1:17.418	92.02	1.850	09:28:43.630	
4 -	49.961	26.919	1:16.880	92.67	1.312	09:30:00.510	
5 -	49.250	26.548	1:15.798 (2)	93.99	0.230	09:31:16.308	
6 -	49.773	27.312	1:17.085	92.42	1.517	09:32:33.393	
7 -	49.964	26.684	1:16.648 (3)	92.95	1.080	09:33:50.041	
8 -	49.002	26.566	1:15.568 (1)	94.28		09:35:05.609	

P25 129 C		Cecil DINSMORE		Suzuki GSXR 1000 - KnC Motorsport			
IDEAL LAP TIME : 1:15.510		BEST LAP TIME : 1:15.783		DIFFERENCE : 0.273			
LAP	SECTOR 1	SECTOR 2	LAP TIME	MPH	DIFF	TIME OF DAY	
1 -	56.603	28.215	1:24.818	83.99	9.035	09:26:12.036	
2 -	51.373	27.480	1:18.853	90.35	3.070	09:27:30.889	
3 -	50.191	27.024	1:17.215	92.27	1.432	09:28:48.104	
4 -	50.257	27.045	1:17.302	92.16	1.519	09:30:05.406	
5 -	49.850	26.445	1:16.295 (2)	93.38	0.512	09:31:21.701	
6 -	49.065	26.718	1:15.783 (1)	94.01		09:32:37.484	
7 -	49.932	26.513	1:16.445 (3)	93.19	0.662	09:33:53.929	
8 -	51.384	IN PIT	1:24.263 P	84.55	8.480	09:35:18.192	

BMCRC - MRO Championships 2023 - Rnd 4 @ Donington Park

Reactive Parts MRO Powerbikes inc Clubman 1000

QUALIFYING - SECTOR ANALYSIS



SECTOR 1 = FL to I1, SECTOR 2 = I1 to FL, DIFF = Difference To Personal Best Lap, P = Crossed Finish Line in Pit Lane, D = Time Disallowed

P26 63		Matthew WREN		Suzuki GSXR - TBR Performance			
IDEAL LAP TIME : 1:15.998		BEST LAP TIME : 1:15.998		DIFFERENCE : 0.000			
LAP	SECTOR 1	SECTOR 2	LAP TIME	MPH	DIFF	TIME OF DAY	
1 -	56.052	28.609	1:24.661	84.15	8.663	09:26:37.667	
2 -	52.716	27.867	1:20.583	88.41	4.585	09:27:58.250	
3 -	51.811	27.564	1:19.375	89.75	3.377	09:29:17.625	
4 -	50.790	27.181	1:17.971	91.37	1.973	09:30:35.596	
5 -	50.286	27.622	1:17.908	91.44	1.910	09:31:53.504	
6 -	49.588	26.410	1:15.998 (1)	93.74		09:33:09.502	
7 -	50.040	26.519	1:16.559 (3)	93.06	0.561	09:34:26.061	
8 -	49.740	26.509	1:16.249 (2)	93.43	0.251	09:35:42.310	

P27 41		Colin THOMPSON		Suzuki GSXR1000 - Grp Motorsport			
IDEAL LAP TIME :		BEST LAP TIME : 1:16.219		DIFFERENCE :			
LAP	SECTOR 1	SECTOR 2	LAP TIME	MPH	DIFF	TIME OF DAY	
1 -			1:28.117	80.85	11.898	09:26:27.933	
2 -			1:18.829	90.38	2.610	09:27:46.762	
3 -			1:16.571 (2)	93.04	0.352	09:29:03.333	
4 -			1:16.219 (1)	93.47		09:30:19.552	
5 -			1:17.394	92.05	1.175	09:31:36.946	
6 -			1:16.751	92.82	0.532	09:32:53.697	
7 -			1:18.277	91.01	2.058	09:34:11.974	
8 -			1:16.586 (3)	93.02	0.367	09:35:28.560	

P28 70		Frankie STENNETT		Kawasaki ZX10-RR - Thepeoplesbike.com			
IDEAL LAP TIME : 1:16.746		BEST LAP TIME : 1:16.768		DIFFERENCE : 0.022			
LAP	SECTOR 1	SECTOR 2	LAP TIME	MPH	DIFF	TIME OF DAY	
1 -	56.065	27.923	1:23.988	84.82	7.220	09:26:11.329	
2 -	51.251	27.085	1:18.336	90.94	1.568	09:27:29.665	
3 -	51.051	26.835	1:17.886 (3)	91.47	1.118	09:28:47.551	
4 -	51.110	27.351	1:18.461	90.80	1.693	09:30:06.012	
5 -	50.856	27.174	1:18.030	91.30	1.262	09:31:24.042	
6 -	49.911	26.857	1:16.768 (1)	92.80		09:32:40.810	
7 -	50.667	27.257	1:17.924	91.43	1.156	09:33:58.734	
8 -	50.207	27.465	1:17.672 (2)	91.72	0.904	09:35:16.406	

P29 333		Andrew HOUGHTON		BMW S1000RR - Bahnstormer BMW			
IDEAL LAP TIME : 1:17.659		BEST LAP TIME : 1:17.659		DIFFERENCE : 0.000			
LAP	SECTOR 1	SECTOR 2	LAP TIME	MPH	DIFF	TIME OF DAY	
1 -	51.834	27.284	1:19.118	90.05	1.459	09:27:21.920	
2 -	52.146	27.323	1:19.469	89.65	1.810	09:28:41.389	
3 -	51.805	26.783	1:18.588 (2)	90.65	0.929	09:29:59.977	
4 -	51.109	26.550	1:17.659 (1)	91.74		09:31:17.636	
5 -	51.373	27.292	1:18.665 (3)	90.56	1.006	09:32:36.301	
6 -	51.592	IN PIT	1:23.492 P	85.33	5.833	09:33:59.793	

P30 175		Arlindo PESTANA		BMW S1000RR - Pep's racing			
IDEAL LAP TIME : 1:17.688		BEST LAP TIME : 1:17.688		DIFFERENCE : 0.000			
LAP	SECTOR 1	SECTOR 2	LAP TIME	MPH	DIFF	TIME OF DAY	
1 -	OUTLAP	28.908	1:40.983	70.55	23.295	09:27:05.825	
2 -	52.485	27.613	1:20.098	88.94	2.410	09:28:25.923	
3 -	50.833	26.855	1:17.688 (1)	91.70		09:29:43.611	
4 -	52.669	27.814	1:20.483	88.52	2.795	09:31:04.094	
5 -	51.059	27.508	1:18.567 (2)	90.68	0.879	09:32:22.661	
6 -	52.065	27.375	1:19.440	89.68	1.752	09:33:42.101	
7 -	51.500	27.595	1:19.095 (3)	90.07	1.407	09:35:01.196	

BMCRC - MRO Championships 2023 - Rnd 4 @ Donington Park

Reactive Parts MRO Powerbikes inc Clubman 1000

QUALIFYING - SECTOR ANALYSIS



SECTOR 1 = FL to I1, SECTOR 2 = I1 to FL, DIFF = Difference To Personal Best Lap, P = Crossed Finish Line in Pit Lane, D = Time Disallowed

P31 10		Daniel MERCER		Honda CBR1000RR - McLovin Racing			
IDEAL LAP TIME : 1:17.353		BEST LAP TIME : 1:17.899		DIFFERENCE : 0.546			
LAP	SECTOR 1	SECTOR 2	LAP TIME	MPH	DIFF	TIME OF DAY	
1 -	57.649	28.412	1:26.061	82.78	8.162	09:26:40.233	
2 -	52.424	27.043	1:19.467	89.65	1.568	09:27:59.700	
3 -	53.057	27.796	1:20.853	88.11	2.954	09:29:20.553	
4 -	51.533	26.452	1:17.985 (2)	91.35	0.086	09:30:38.538	
5 -	50.901	26.998	1:17.899 (1)	91.45		09:31:56.437	
6 -	52.581	27.026	1:19.607	89.49	1.708	09:33:16.044	
7 -	51.560	27.749	1:19.309 (3)	89.83	1.410	09:34:35.353	
8 -	54.237	29.157	1:23.394	85.43	5.495	09:35:58.747	

P32 281 C		Daniel FARLEY		Suzuki GSXR - F-TECH FIRE & ELECTRICAL LTD			
IDEAL LAP TIME : 1:18.629		BEST LAP TIME : 1:18.911		DIFFERENCE : 0.282			
LAP	SECTOR 1	SECTOR 2	LAP TIME	MPH	DIFF	TIME OF DAY	
1 -	56.624	29.040	1:25.664	83.16	6.753	09:26:31.931	
2 -	55.212	27.674	1:22.886	85.95	3.975	09:27:54.817	
3 -	53.841	28.324	1:22.165	86.71	3.254	09:29:16.982	
4 -	52.272	27.672	1:19.944	89.12	1.033	09:30:36.926	
5 -	51.567	27.344	1:18.911 (1)	90.28		09:31:55.837	
6 -	52.000	27.062	1:19.062 (2)	90.11	0.151	09:33:14.899	
7 -	51.859	28.050	1:19.909 (3)	89.15	0.998	09:34:34.808	
8 -	52.876	IN PIT	1:31.938 P	77.49	13.027	09:36:06.746	

P33 34 C		Ben CHEESEMAN		Kawasaki ZX10RR - BCH Services Kent Ltd			
IDEAL LAP TIME :		BEST LAP TIME : 1:18.970		DIFFERENCE :			
LAP	SECTOR 1	SECTOR 2	LAP TIME	MPH	DIFF	TIME OF DAY	
1 -			2:42.167 (2)	43.93	1:23.197	09:27:26.764	
2 -			1:18.970 (1)	90.21		09:28:45.734	

P34 261 C		Roberto DI GREGORIO		Ducati 899 Panigale - Physio Healthy			
IDEAL LAP TIME : 1:19.357		BEST LAP TIME : 1:19.385		DIFFERENCE : 0.028			
LAP	SECTOR 1	SECTOR 2	LAP TIME	MPH	DIFF	TIME OF DAY	
1 -	OUTLAP	29.229	1:43.965	68.52	24.580	09:27:12.066	
2 -	52.962	27.833	1:20.795 (3)	88.18	1.410	09:28:32.861	
3 -	51.573	28.170	1:19.743 (2)	89.34	0.358	09:29:52.604	
4 -	53.520	28.345	1:21.865	87.02	2.480	09:31:14.469	
5 -	51.601	27.784	1:19.385 (1)	89.74		09:32:33.854	

P35 163 C		Riccardo BIGUZZI		BMW S1000RR - Riccardo's Travel			
IDEAL LAP TIME : 1:19.644		BEST LAP TIME : 1:19.878		DIFFERENCE : 0.234			
LAP	SECTOR 1	SECTOR 2	LAP TIME	MPH	DIFF	TIME OF DAY	
1 -	OUTLAP	28.749	1:43.735	68.68	23.857	09:27:09.365	
2 -	53.499	28.308	1:21.807	87.09	1.929	09:28:31.172	
3 -	52.526	28.248	1:20.774 (3)	88.20	0.896	09:29:51.946	
4 -	53.608	27.983	1:21.591	87.32	1.713	09:31:13.537	
5 -	51.832	28.046	1:19.878 (1)	89.19		09:32:33.415	
6 -	53.769	27.812	1:21.581	87.33	1.703	09:33:54.996	
7 -	52.360	28.006	1:20.366 (2)	88.65	0.488	09:35:15.362	

P36 460 C		Simon GATES		Yamaha YZF R1 - T.A Roden LTD / Canine Plus Hydro			
IDEAL LAP TIME : 1:19.880		BEST LAP TIME : 1:20.067		DIFFERENCE : 0.187			
LAP	SECTOR 1	SECTOR 2	LAP TIME	MPH	DIFF	TIME OF DAY	
1 -	58.404	29.069	1:27.473	81.44	7.406	09:26:29.311	
2 -	53.782	28.593	1:22.375 (3)	86.49	2.308	09:27:51.686	
3 -	56.403	27.662	1:24.065	84.75	3.998	09:29:15.751	
4 -	52.393	27.674	1:20.067 (1)	88.98		09:30:35.818	
5 -	52.218	27.983	1:20.201 (2)	88.83	0.134	09:31:56.019	
6 -	52.284	IN PIT	1:24.417 P	84.39	4.350	09:33:20.436	

BMCRC - MRO Championships 2023 - Rnd 4 @ Donington Park

Reactive Parts MRO Powerbikes inc Clubman 1000

QUALIFYING - SECTOR ANALYSIS



SECTOR 1 = FL to I1, SECTOR 2 = I1 to FL, DIFF = Difference To Personal Best Lap, P = Crossed Finish Line in Pit Lane, D = Time Disallowed

P37 35 C		Stephen HARVEY		Kawasaki ZX10 -			
IDEAL LAP TIME : 1:23.546		BEST LAP TIME : 1:23.995		DIFFERENCE : 0.449			
LAP	SECTOR 1	SECTOR 2	LAP TIME	MPH	DIFF	TIME OF DAY	
1 -	58.228	30.437	1:28.665	80.35	4.670	09:26:30.412	
2 -	57.081	29.670	1:26.751	82.12	2.756	09:27:57.163	
3 -	55.430	29.525	1:24.955	83.86	0.960	09:29:22.118	
4 -	54.780	29.557	1:24.337	84.47	0.342	09:30:46.455	
5 -	55.171	29.060	1:24.231 (3)	84.58	0.236	09:32:10.686	
6 -	54.486	29.509	1:23.995 (1)	84.82		09:33:34.681	
7 -	54.847	29.163	1:24.010 (2)	84.80	0.015	09:34:58.691	

P38 274		Stewart LATIMER		Suzuki GSXR1000 R - Fat Bloke Racing RR			
IDEAL LAP TIME : 1:24.714		BEST LAP TIME : 1:24.714		DIFFERENCE : 0.000			
LAP	SECTOR 1	SECTOR 2	LAP TIME	MPH	DIFF	TIME OF DAY	
1 -	OUTLAP	30.649	1:49.095	65.30	24.381	09:27:22.017	
2 -	57.699	29.952	1:27.651	81.28	2.937	09:28:49.668	
3 -	57.465	29.803	1:27.268	81.64	2.554	09:30:16.936	
4 -	55.765	28.949	1:24.714 (1)	84.10		09:31:41.650	
5 -	56.556	29.149	1:25.705 (2)	83.12	0.991	09:33:07.355	
6 -	57.034	29.817	1:26.851	82.03	2.137	09:34:34.206	
7 -	56.996	29.478	1:26.474 (3)	82.39	1.760	09:36:00.680	

P39 888 C		Paul FAGG		Yamaha R1 4C8 - -OnlyFans-			
IDEAL LAP TIME : 1:25.614		BEST LAP TIME : 1:25.614		DIFFERENCE : 0.000			
LAP	SECTOR 1	SECTOR 2	LAP TIME	MPH	DIFF	TIME OF DAY	
1 -	57.870	30.883	1:28.753 (3)	80.27	3.139	09:26:44.261	
2 -	55.709	30.403	1:26.112 (2)	82.73	0.498	09:28:10.373	
3 -	55.336	30.278	1:25.614 (1)	83.21		09:29:35.987	
4 -	59.257	30.939	1:30.196	78.99	4.582	09:31:06.183	
5 -	55.813	IN PIT	1:31.514 P	77.85	5.900	09:32:37.697	

BMCRC - MRO Championships 2023 - Rnd 4 @ Donington Park

Reactive Parts MRO Powerbikes inc Clubman 1000

QUALIFYING - BEST SECTORS

SECTOR 1			SECTOR 2			IDEAL / BEST COMPARISON						
POS	NO	NAME	TIME	NO	NAME	TIME	POS	NO	NAME	IDEAL	BEST	DIFF
									PERFECT LAP	1:10.587		
1	71	RAILTON	45.808	26	WAINWRIGHT	24.779	1	71	RAILTON	1:11.003	1:11.080	0.077
2	48	WILSON	46.255	53	McGLYNN	25.001	2	26	WAINWRIGHT	1:11.056	1:11.458	0.402
3	26	WAINWRIGHT	46.277	48	WILSON	25.061	3	48	WILSON	1:11.316	1:11.316	0.000
4	2	BAKER	46.932	21	CROUCHER	25.088	4	2	BAKER	1:12.203	1:12.539	0.336
5	224	HEALEY	47.259	71	RAILTON	25.195	5	53	McGLYNN	1:12.274	1:12.274	0.000
6	53	McGLYNN	47.273	77	BENSTED	25.237	6	21	CROUCHER	1:12.438	1:12.463	0.025
7	28	O'REGAN	47.282	2	BAKER	25.271	7	77	BENSTED	1:12.520	1:12.520	0.000
8	77	BENSTED	47.283	17	BAKER	25.284	8	37	GROVER	1:12.813	1:12.816	0.003
9	49	WALLINGTON	47.290	134	GILBERT	25.294	9	28	O'REGAN	1:12.835	1:12.992	0.157
10	21	CROUCHER	47.350	37	GROVER	25.333	10	17	BAKER	1:12.990	1:12.990	0.000
11	37	GROVER	47.480	223	KISYK	25.527	11	49	WALLINGTON	1:12.996	1:13.002	0.006
12	223	KISYK	47.547	28	O'REGAN	25.553	12	224	HEALEY	1:13.068	1:13.321	0.253
13	57	FORBES-COWDRY	47.557	188	KRAWIECKI	25.628	13	223	KISYK	1:13.074	1:13.536	0.462
14	91	TAYLOR	47.630	88	HALLIDAY	25.640	14	134	GILBERT	1:13.244	1:13.403	0.159
15	188	KRAWIECKI	47.670	78	THOMAS	25.704	15	188	KRAWIECKI	1:13.298	1:13.298	0.000
16	12	BEDWELL	47.685	49	WALLINGTON	25.706	16	57	FORBES-COWDRY	1:13.345	1:13.478	0.133
17	17	BAKER	47.706	12	BEDWELL	25.762	17	88	HALLIDAY	1:13.348	1:13.682	0.334
18	88	HALLIDAY	47.708	57	FORBES-COWDRY	25.788	18	12	BEDWELL	1:13.447	1:13.640	0.193
19	134	GILBERT	47.950	224	HEALEY	25.809	19	78	THOMAS	1:13.732	1:13.732	0.000
20	78	THOMAS	48.028	4	MATUZAS	25.811	20	91	TAYLOR	1:13.765	1:13.765	0.000
21	79	BURRILL	48.194	79	BURRILL	25.893	21	79	BURRILL	1:14.087	1:14.087	0.000
22	23	HINCHCLIFFE	48.374	23	HINCHCLIFFE	25.949	22	23	HINCHCLIFFE	1:14.323	1:14.323	0.000
23	30	PENRICE	49.002	91	TAYLOR	26.135	23	4	MATUZAS	1:15.127	1:15.132	0.005
24	129	DINSMORE	49.065	63	WREN	26.410	24	129	DINSMORE	1:15.510	1:15.783	0.273
25	4	MATUZAS	49.316	129	DINSMORE	26.445	25	30	PENRICE	1:15.550	1:15.568	0.018
26	63	WREN	49.588	10	MERCER	26.452	26	63	WREN	1:15.998	1:15.998	0.000
27	70	STENNETT	49.911	30	PENRICE	26.548	27	70	STENNETT	1:16.746	1:16.768	0.022
28	175	PESTANA	50.833	333	HOUGHTON	26.550	28	10	MERCER	1:17.353	1:17.899	0.546
29	10	MERCER	50.901	70	STENNETT	26.835	29	333	HOUGHTON	1:17.659	1:17.659	0.000
30	333	HOUGHTON	51.109	175	PESTANA	26.855	30	175	PESTANA	1:17.688	1:17.688	0.000
31	281	FARLEY	51.567	281	FARLEY	27.062	31	281	FARLEY	1:18.629	1:18.911	0.282
32	261	DI GREGORIO	51.573	460	GATES	27.662	32	261	DI GREGORIO	1:19.357	1:19.385	0.028
33	163	BIGUZZI	51.832	261	DI GREGORIO	27.784	33	163	BIGUZZI	1:19.644	1:19.878	0.234
34	460	GATES	52.218	163	BIGUZZI	27.812	34	460	GATES	1:19.880	1:20.067	0.187
35	35	HARVEY	54.486	274	LATIMER	28.949	35	35	HARVEY	1:23.546	1:23.995	0.449
36	888	FAGG	55.336	35	HARVEY	29.060	36	274	LATIMER	1:24.714	1:24.714	0.000
37	274	LATIMER	55.765	888	FAGG	30.278	37	888	FAGG	1:25.614	1:25.614	0.000
38							38	34	CHEESEMAN		1:18.970	
39							39	41	THOMPSON		1:16.219	

BMCRC - MRO Championships 2023 - Rnd 4 @ Donington Park

Reactive Parts MRO Powerbikes inc Clubman 1000

QUALIFYING - STATISTICS

Competitors Started	39
Planned Start	2023-06-03 @ 09:30:00.000
Actual Start	2023-06-03 @ 09:24:37.777
Finish Time	2023-06-03 @ 09:34:37.624
Track Length	1.9790mi.
Total Laps	275
Total Distance Covered	544.2434mi.

Session Fastest Lap History

NO	CL	NAME	LAP TIME	TIME OF DAY	LAP	VEHICLE
26		Josh WAINWRIGHT	1:15.385	09:25:56.774	1	Honda CBR1000RR
21		Jack CROUCHER	1:15.323	09:25:57.400	1	Kawasaki ZX10R
26		Josh WAINWRIGHT	1:12.506	09:27:09.280	2	Honda CBR1000RR
71		Jon RAILTON	1:12.397	09:29:06.577	3	Ducati Panigale V2
26		Josh WAINWRIGHT	1:11.458	09:29:34.487	4	Honda CBR1000RR
71		Jon RAILTON	1:11.448	09:31:31.188	5	Ducati Panigale V2
71		Jon RAILTON	1:11.080	09:32:42.269	6	Ducati Panigale V2

Flag History

TYPE	TIME OF DAY
GREEN	09:24:37.777
FINISH	09:34:37.624

Flag Statistics

TYPE	COUNT	TOTAL LAPS	TOTAL TIME
Green	1	8	11:40.787
Red	0	0	0.000
Safety Car	0	0	0.000
FCY	0	0	0.000

BMCRC - MRO Championships 2023 - Rnd 4 @ Donington Park

Reactive Parts MRO Powerbikes inc Clubman 1000

QUALIFYING - STATISTICS

CLASS :

20 Starters

Fastest Lap History

NO	NAME	LAP TIME	TIME OF DAY	LAP	VEHICLE
26	Josh WAINWRIGHT	1:15.385	09:25:56.774	1	Honda CBR1000RR
21	Jack CROUCHER	1:15.323	09:25:57.400	1	Kawasaki ZX10R
26	Josh WAINWRIGHT	1:12.506	09:27:09.280	2	Honda CBR1000RR
71	Jon RAILTON	1:12.397	09:29:06.577	3	Ducati Panigale V2
26	Josh WAINWRIGHT	1:11.458	09:29:34.487	4	Honda CBR1000RR
71	Jon RAILTON	1:11.448	09:31:31.188	5	Ducati Panigale V2
71	Jon RAILTON	1:11.080	09:32:42.269	6	Ducati Panigale V2

BMCRC - MRO Championships 2023 - Rnd 4 @ Donington Park

Reactive Parts MRO Powerbikes inc Clubman 1000

QUALIFYING - STATISTICS

CLASS : C

19 Starters

Fastest Lap History

NO	NAME	LAP TIME	TIME OF DAY	LAP	VEHICLE
224	Lee HEALEY	1:18.428	09:26:01.621	1	Suzuki GSXR 1000R
224	Lee HEALEY	1:15.043	09:27:16.663	2	Suzuki GSXR 1000R
224	Lee HEALEY	1:14.453	09:28:31.116	3	Suzuki GSXR 1000R
223	Rafal KISYK	1:14.304	09:28:34.737	3	Suzuki GSXR-1000
77	Thomas BENSTED	1:14.059	09:28:52.037	3	Yamaha R1
37	Clayton GROVER	1:13.637	09:29:53.343	4	Yamaha R1
57	Scott FORBES-COWDRY	1:13.478	09:29:54.075	4	Kawasaki ZX10R
37	Clayton GROVER	1:13.100	09:31:06.443	5	Yamaha R1
37	Clayton GROVER	1:12.816	09:32:19.259	6	Yamaha R1
77	Thomas BENSTED	1:12.520	09:32:34.289	6	Yamaha R1



BMCRC - MRO Championships 2023 - Rnd 4 @ Donington Park

Reactive Parts MRO Powerbikes inc Clubman 1000

RACE 3 - GRID (10 Laps)



ROW 13	39	1:25.614	888 Paul FAGG	38	1:24.714	274 Stewart LATIMER	37	1:23.995	35 Stephen HARVEY
ROW 12	36	1:20.067	460 Simon GATES	35	1:19.878	163 Riccardo BIGUZZI	34	1:19.385	261 Roberto DI GREGORIO
ROW 11	33	1:18.970	34 Ben CHEESEMAN	32	1:18.911	281 Daniel FARLEY	31	1:17.899	10 Daniel MERCER
ROW 10	30	1:17.688	175 Arlindo PESTANA	29	1:17.659	333 Andrew HOUGHTON	28	1:16.768	70 Frankie STENNETT
ROW 9	27	1:16.219	41 Colin THOMPSON	26	1:15.998	63 Matthew WREN	25	1:15.783	129 Cecil DINSMORE
ROW 8	24	1:15.568	30 Alex PENRICE	23	1:15.132	4 Remi MATUZAS	22	1:14.323	23 Harry HINCHCLIFFE
ROW 7	21	1:14.087	79 Jason BURRILL	20	1:13.765	91 Chris TAYLOR	19	1:13.732	78 Jamie THOMAS
ROW 6	18	1:13.682	88 Scott HALLIDAY	17	1:13.640	12 Duncan BEDWELL	16	1:13.536	223 Rafal KISYK
ROW 5	15	1:13.478	57 Scott FORBES-COWDRY	14	1:13.403	134 Don GILBERT	13	1:13.321	224 Lee HEALEY
ROW 4	12	1:13.298	188 Dawid KRAWIECKI	11	1:13.002	49 Luke WALLINGTON	10	1:12.992	28 Louis O'REGAN
ROW 3	9	1:12.990	17 Phil BAKER	8	1:12.816	37 Clayton GROVER	7	1:12.539	2 Peter BAKER
ROW 2	6	1:12.520	77 Thomas BENSTED	5	1:12.463	21 Jack CROUCHER	4	1:12.274	53 Seamus McGLYNN
ROW 1	3	1:11.458	26 Josh WAINWRIGHT	2	1:11.316	48 Nicky WILSON	1	1:11.080	71 Jon RAILTON
Pole									

Donington Park National: 1.9790 miles

These results are provisional until the conclusion of any judicial and technical matters.

Clerk Of Course :	Stewards :	Timekeeper : Richard Evans
-------------------	------------	----------------------------

Results can be found at www.tsl-timing.com

Printed - 09:39 Saturday, 03 June 2023





BMCRC - MRO Championships 2023 - Rnd 4 @ Donington Park

Reactive Parts MRO Powerbikes inc Clubman 1000

RACE 3 - CLASSIFICATION



POS	NO	CL	PIC NAME	ENTRY	LAPS	TIME	GAP	DIFF	MPH	BEST	ON
1	26		1 Josh WAINWRIGHT	Honda CBR1000RR - JW MOT Centre	7	8:19.417			99.58	1:10.220	3
2	48		2 Nicky WILSON	Suzuki GSXR 1000 - Demon GP/Haslemere Motorcy	7	8:19.979	0.562	0.562	99.47	1:10.205	4
3	71		3 Jon RAILTON	Ducati Panigale V2 -	7	8:22.917	3.500	2.938	98.89	1:10.896	5
4	53		4 Seamus McGLYNN	Yamaha R1 - S and D Build and Design Ltd	7	8:23.253	3.836	0.336	98.82	1:10.676	2
5	21		5 Jack CROUCHER	Kawasaki ZX10R - Trendy lofts / croucher carpentry ,	7	8:24.482	5.065	1.229	98.58	1:10.999	4
6	134		6 Don GILBERT	Suzuki GSXR -	7	8:25.106	5.689	0.624	98.46	1:11.197	5
7	188		7 Dawid KRAWIECKI	Yamaha R1 - Code Blue LTD & D A East Electrical	7	8:29.749	10.332	4.643	97.56	1:11.532	4
8	77	C	1 Thomas BENSTED	Yamaha R1 - Significant Debt Racing	7	8:31.778	12.361	2.029	97.18	1:11.827	2
9	17		8 Phil BAKER	BMW S1000RR - Ashford Accident Repair Centre	7	8:36.646	17.229	4.868	96.26	1:12.523	3
10	57	C	2 Scott FORBES-COWDRY	Kawasaki ZX10R - Lincolnshire Landscaping Servic	7	8:36.906	17.489	0.260	96.21	1:12.651	5
11	37	C	3 Clayton GROVER	Yamaha R1 - Grover stunts	7	8:38.921	19.504	2.015	95.84	1:12.913	6
12	23	C	4 Harry HINCHCLIFFE	Kawasaki ZX10R GEN 4 -	7	8:39.017	19.600	0.096	95.82	1:12.855	4
13	223	C	5 Rafal KISYK	Suzuki GSXR-1000 -	7	8:40.233	20.816	1.216	95.60	1:12.276	6
14	224	C	6 Lee HEALEY	Suzuki GSXR 1000R - Wilvin UK Ltd / Uniq3 Project	7	8:40.461	21.044	0.228	95.56	1:13.167	6
15	91	C	7 Chris TAYLOR	BMW S1000RR - Cam Civils and Landscaping LTD	7	8:42.163	22.746	1.702	95.24	1:12.615	6
16	63		9 Matthew WREN	Suzuki GSXR - TBR Performance	7	8:47.490	28.073	5.327	94.28	1:13.951	5
17	28		10 Louis O'REGAN	Aprilia RSV4 - Leiker exhausts	7	8:47.961	28.544	0.471	94.20	1:13.112	6
18	79		11 Jason BURRILL	BMW M1000RR -	7	8:48.191	28.774	0.230	94.16	1:13.935	5
19	78	C	8 Jamie THOMAS	Suzuki GSXR 1000 - Team RubyRacing DART Moto	7	8:48.573	29.156	0.382	94.09	1:13.973	5
20	129	C	9 Cecil DINSMORE	Suzuki GSXR 1000 - KnC Motorsport	7	8:55.185	35.768	6.612	92.93	1:14.931	2
21	4	C	10 Remi MATUZAS	Yamaha R1 - B Interiors	7	8:55.406	35.989	0.221	92.89	1:14.667	2
22	30	C	11 Alex PENRICE	Yamaha R1 - AP Motorcycles	7	8:56.302	36.885	0.896	92.73	1:15.138	2
23	70		12 Frankie STENNETT	Kawasaki ZX10-RR - Thepeoplesbike.com	7	8:56.662	37.245	0.360	92.67	1:15.154	4
24	460	C	12 Simon GATES	Yamaha YZF R1 - T.A Roden LTD / Canine Plus Hyc	7	9:00.372	40.955	3.710	92.04	1:15.723	4
25	41		13 Colin THOMPSON	Suzuki GSXR1000 - Grp Motorsport	7	9:03.104	43.687	2.732	91.57	1:15.373	2
26	333		14 Andrew HOUGHTON	BMW S1000RR - Bahnstormer BMW	7	9:05.321	45.904	2.217	91.20	1:15.634	7
27	34	C	13 Ben CHEESEMAN	Kawasaki ZX10RR - BCH Services Kent Ltd	7	9:06.475	47.058	1.154	91.01	1:15.007	6
28	175		15 Arlindo PESTANA	BMW S1000RR - Pep's racing	7	9:12.753	53.336	6.278	89.97	1:16.449	2
29	281	C	14 Daniel FARLEY	Suzuki GSXR - F-TECH FIRE & ELECTRICAL LTD	7	9:14.020	54.603	1.267	89.77	1:17.113	2
30	10		16 Daniel MERCER	Honda CBR1000RR - McLovin Racing	7	9:14.446	55.029	0.426	89.70	1:16.947	2
31	163	C	15 Riccardo BIGUZZI	BMW S1000RR - Riccardo's Travel	7	9:19.951	1:00.534	5.505	88.82	1:17.643	2
32	261	C	16 Roberto DI GREGORIO	Ducati 899 Panigale - Physio Healthy	7	9:21.518	1:02.101	1.567	88.57	1:18.196	7
33	888	C	17 Paul FAGG	Yamaha R1 4C8 - -OnlyFans-	7	9:31.375	1:11.958	9.857	87.04	1:18.338	4
34	66	C	18 Stephen HARVEY	Kawasaki ZX10 -	7	9:37.080	1:17.663	5.705	86.18	1:19.766	6
35	274		17 Stewart LATIMER	Suzuki GSXR1000 R - Fat Bloke Racing RR	6	8:21.192	1 Lap	1 Lap	85.02	1:21.861	6

NOT STARTED

NS 49 Luke WALLINGTON Triumph 765 - Elmech Racing

FASTEST LAP

48	Nicky WILSON	Suzuki GSXR 1000 - Demon GP/Haslemere Motorcy	4	1:10.205	101.48 mph	163.32 kph
77	C Thomas BENSTED	Yamaha R1 - Significant Debt Racing	2	1:11.827	99.19 mph	159.63 kph

Class - 92.5% of Race Speed = 92.11 mph
Class C - 92.5% of Race Speed = 89.89 mph

Weather / Track : Sunny / Dry

These results are provisional until the conclusion of any judicial and technical matters.

Race Distance: 7 Laps / 13.85 miles

Donington Park National: 1.9790 miles

Date: 03/06/2023 Start: 12:35 Finish: 12:43

Clerk Of Course :

Stewards :

Timekeeper : Richard Evans

Results can be found at www.tsl-timing.com

Printed - 12:46 Saturday, 03 June 2023



BMCRC - MRO Championships 2023 - Rnd 4 @ Donington Park

Reactive Parts MRO Powerbikes inc Clubman 1000

RACE 3 - LAP CHART

LAP 1 @ 12:36:18.496

NO	BEHIND	LAP TIME
26		1:15.043
48	0.211	1:15.254
53	0.872	1:15.915
71	1.277	1:16.320
21	1.441	1:16.484
134	1.594	1:16.637
77	2.564	1:17.607
17	2.983	1:18.026
188	3.083	1:18.126
37	3.313	1:18.356
57	4.153	1:19.196
224	4.340	1:19.383
23	4.453	1:19.496
63	4.939	1:19.982
91	5.381	1:20.424
223	5.585	1:20.628
79	6.035	1:21.078
78	6.465	1:21.508
129	7.535	1:22.578
30	7.766	1:22.809
41	8.258	1:23.301
4	8.529	1:23.572
70	8.873	1:23.916
460	9.135	1:24.178
281	10.118	1:25.161
28	10.207	1:25.250
34	10.860	1:25.903
333	11.136	1:26.179
175	12.549	1:27.592
10	13.092	1:28.135
163	13.306	1:28.349
261	13.970	1:29.013
274	16.121	1:31.164
888	16.951	1:31.994
66	17.326	1:32.369

LAP 2 @ 12:37:29.460

NO	BEHIND	LAP TIME
26		1:10.964
48	0.006	1:10.759
53	0.584	1:10.676
71	1.301	1:10.988
21	1.724	1:11.247
134	2.407	1:11.777
77	3.427	1:11.827
188	4.926	1:12.807
17	5.432	1:13.413
57	6.060	1:12.871
23	6.634	1:13.145
37	6.728	1:14.379
224	6.917	1:13.541
63	8.267	1:14.292
223	8.456	1:13.835
91	8.697	1:14.280
79	9.308	1:14.237
78	9.840	1:14.339
129	11.502	1:14.931
30	11.940	1:15.138
4	12.232	1:14.667
41	12.667	1:15.373
28	13.041	1:13.798
70	13.405	1:15.496
460	14.072	1:15.901

281	16.267	1:17.113
34	16.759	1:16.863
333	16.916	1:16.744
175	18.034	1:16.449
10	19.075	1:16.947
163	19.985	1:17.643
261	22.533	1:19.527
274	27.113	1:21.956
888	27.313	1:21.326
66	27.913	1:21.551

LAP 3 @ 12:38:39.680

NO	BEHIND	LAP TIME
26		1:10.220
48	0.507	1:10.721
71	1.983	1:10.902
53	2.159	1:11.795
21	3.077	1:11.573
134	3.778	1:11.591
77	5.450	1:12.243
188	6.242	1:11.536
17	7.735	1:12.523
57	8.734	1:12.894
37	9.523	1:13.015
23	9.884	1:13.470
224	10.452	1:13.755
63	12.660	1:14.613
223	12.844	1:14.608
91	13.094	1:14.617
79	13.732	1:14.644
78	14.062	1:14.442
129	16.746	1:15.464
30	17.012	1:15.292
28	17.405	1:14.584
4	17.596	1:15.584
41	18.603	1:16.156
70	18.724	1:15.539
460	19.715	1:15.863
281	23.604	1:17.557
333	23.897	1:17.201
34	24.193	1:17.654
175	25.256	1:17.442
10	25.870	1:17.015
163	27.831	1:18.066
261	31.747	1:19.434
888	38.208	1:21.115
274	38.794	1:21.901
66	39.168	1:21.475

LAP 4 @ 12:39:50.158

NO	BEHIND	LAP TIME
26		1:10.478
48	0.234	1:10.205
71	2.457	1:10.952
53	3.376	1:11.695
21	3.598	1:10.999
134	4.652	1:11.352
77	7.197	1:12.225
188	7.296	1:11.532
17	9.986	1:12.729
57	11.022	1:12.766
23	12.261	1:12.855
37	12.266	1:13.221
224	13.191	1:13.217
223	15.841	1:13.475

91	17.123	1:14.507
63	17.266	1:15.084
79	17.725	1:14.471
78	18.266	1:14.682
28	21.351	1:14.424
129	22.042	1:15.774
30	22.262	1:15.728
4	22.356	1:15.238
70	23.400	1:15.154
41	24.391	1:16.266
460	24.960	1:15.723
281	30.934	1:17.808
333	31.017	1:17.598
34	31.537	1:17.822
10	32.496	1:17.104
175	32.997	1:18.219
163	35.688	1:18.335
261	39.974	1:18.705
888	46.068	1:18.338
66	49.971	1:21.281
274	50.256	1:21.940

LAP 5 @ 12:41:00.829

NO	BEHIND	LAP TIME
26		1:10.671
48	0.187	1:10.624
71	2.682	1:10.896
53	3.752	1:11.047
21	4.012	1:11.085
134	5.178	1:11.197
188	9.243	1:12.618
77	9.664	1:13.138
17	12.021	1:12.706
57	13.002	1:12.651
37	15.087	1:13.492
23	15.237	1:13.647
224	15.921	1:13.401
223	17.884	1:12.714
91	19.213	1:12.761
63	20.546	1:13.951
79	20.989	1:13.935
78	21.568	1:13.973
28	24.146	1:13.466
30	27.278	1:15.687
129	27.347	1:15.976
4	27.458	1:15.773
70	27.948	1:15.219
41	30.828	1:17.108
460	30.878	1:16.589
333	36.576	1:16.230
34	38.065	1:17.199
281	38.567	1:18.304
10	38.822	1:16.997
175	39.915	1:17.589
163	44.164	1:19.147
261	47.638	1:18.335
888	54.131	1:18.734
66	59.281	1:19.981
274	1:01.955	1:22.370

LAP 6 @ 12:42:12.100

NO	BEHIND	LAP TIME
48		1:11.084
26	0.281	1:11.552
71	2.798	1:11.387

53	3.505	1:11.024
21	3.924	1:11.183
134	5.168	1:11.261
188	9.529	1:11.557
77	10.613	1:12.220
17	14.184	1:13.434
57	14.854	1:13.123
37	16.729	1:12.913
23	16.862	1:12.896
224	17.817	1:13.167
223	18.889	1:12.276
91	20.557	1:12.615
63	23.785	1:14.510
79	24.083	1:14.365
78	24.441	1:14.144
28	25.987	1:13.112
129	31.319	1:15.243
30	31.805	1:15.798
4	31.853	1:15.666
70	32.830	1:16.153
460	35.582	1:15.975
41	37.113	1:17.556
333	41.040	1:15.735
34	41.801	1:15.007
281	46.016	1:18.720
10	46.106	1:18.555
175	46.409	1:17.765
163	52.277	1:19.384
261	54.675	1:18.308
888	1:02.435	1:19.575
66	1:07.776	1:19.766

LAP 7 @ 12:43:22.870

NO	BEHIND	LAP TIME
26		1:10.489
48	0.562	1:11.332
274	1 Lap	1:21.861
71	3.500	1:11.472
53	3.836	1:11.101
21	5.065	1:11.911
134	5.689	1:11.291
188	10.332	1:11.573
77	12.361	1:12.518
17	17.229	1:13.815
57	17.489	1:13.405
37	19.504	1:13.545
23	19.600	1:13.508
223	20.816	1:12.697
224	21.044	1:13.997
91	22.746	1:12.959
63	28.073	1:15.058
28	28.544	1:13.327
79	28.774	1:15.461
78	29.156	1:15.485
129	35.768	1:15.219
4	35.989	1:14.906
30	36.885	1:15.850
70	37.245	1:15.185
460	40.955	1:16.143
41	43.687	1:17.344
333	45.904	1:15.634
34	47.058	1:16.027
175	53.336	1:17.697
281	54.603	1:19.357
10	55.029	1:19.693
163	1:00.534	1:19.027

BMCRC - MRO Championships 2023 - Rnd 4 @ Donington Park

Reactive Parts MRO Powerbikes inc Clubman 1000

RACE 3 - POSITION CHART

No	Name	Lap Pos	Lap						
			1	2	3	4	5	6	7
26	WAINWRIGHT	1	26	26	26	26	26	48	26
48	WILSON	2	48	48	48	48	48	26	48
53	McGLYNN	3	53	53	71	71	71	71	71
71	RAILTON	4	71	71	53	53	53	53	53
21	CROUCHER	5	21	21	21	21	21	21	21
49	WALLINGTON	6	134	134	134	134	134	134	134
17	BAKER	7	77	77	77	77	188	188	188
77	BENSTED	8	17	188	188	188	77	77	77
37	GROVER	9	188	17	17	17	17	17	17
188	KRAWIECKI	10	37	57	57	57	57	57	57
134	GILBERT	11	57	23	37	23	37	37	37
28	O'REGAN	12	224	37	23	37	23	23	23
57	FORBES-COWDRY	13	23	224	224	224	224	224	223
91	TAYLOR	14	63	63	63	223	223	223	224
224	HEALEY	15	91	223	223	91	91	91	91
23	HINCHCLIFFE	16	223	91	91	63	63	63	63
129	DINSMORE	17	79	79	79	79	79	79	28
223	KISYK	18	78	78	78	78	78	78	79
30	PENRICE	19	129	129	129	28	28	28	78
63	WREN	20	30	30	30	129	30	129	129
79	BURRILL	21	41	4	28	30	129	30	4
4	MATUZAS	22	4	41	4	4	4	4	30
70	STENNETT	23	70	28	41	70	70	70	70
41	THOMPSON	24	460	70	70	41	41	460	460
78	THOMAS	25	281	460	460	460	460	41	41
460	GATES	26	28	281	281	281	333	333	333
34	CHEESEMAN	27	34	34	333	333	34	34	34
175	PESTANA	28	333	333	34	34	281	281	175
333	HOUGHTON	29	175	175	175	10	10	10	281
281	FARLEY	30	10	10	10	175	175	175	10
163	BIGUZZI	31	163	163	163	163	163	163	163
10	MERCER	32	261	261	261	261	261	261	261
888	FAGG	33	274	274	888	888	888	888	888
66	HARVEY	34	888	888	274	66	66	66	66
261	DI GREGORIO	35	66	66	66	274	274	274	
274	LATIMER	36							

BMCRC - MRO Championships 2023 - Rnd 4 @ Donington Park

Reactive Parts MRO Powerbikes inc Clubman 1000

RACE 3 - SECTOR ANALYSIS



SECTOR 1 = FL to I1, SECTOR 2 = I1 to FL, DIFF = Difference To Personal Best Lap, P = Crossed Finish Line in Pit Lane, D = Time Disallowed

P1 26		Josh WAINWRIGHT		Honda CBR1000RR - JW MOT Centre			
IDEAL LAP TIME : 1:10.096		BEST LAP TIME : 1:10.220		DIFFERENCE : 0.124			
LAP	SECTOR 1	SECTOR 2	LAP TIME	MPH	DIFF	TIME OF DAY	
1 -		24.520	1:15.043	94.94	4.823	12:36:18.496	
2 -	46.516	24.448	1:10.964	100.39	0.744	12:37:29.460	
3 -	45.973	24.247	1:10.220 (1)	101.46		12:38:39.680	
4 -	45.991	24.487	1:10.478 (2)	101.09	0.258	12:39:50.158	
5 -	46.175	24.496	1:10.671	100.81	0.451	12:41:00.829	
6 -	46.853	24.699	1:11.552	99.57	1.332	12:42:12.381	
7 -	45.849	24.640	1:10.489 (3)	101.07	0.269	12:43:22.870	

P2 48		Nicky WILSON		Suzuki GSXR 1000 - Demon GP/Haslemere Motorcycles			
IDEAL LAP TIME : 1:10.183		BEST LAP TIME : 1:10.205		DIFFERENCE : 0.022			
LAP	SECTOR 1	SECTOR 2	LAP TIME	MPH	DIFF	TIME OF DAY	
1 -		24.592	1:15.254	94.67	5.049	12:36:18.707	
2 -	45.976	24.783	1:10.759	100.68	0.554	12:37:29.466	
3 -	46.360	24.361	1:10.721 (3)	100.74	0.516	12:38:40.187	
4 -	45.822	24.383	1:10.205 (1)	101.48		12:39:50.392	
5 -	46.135	24.489	1:10.624 (2)	100.88	0.419	12:41:01.016	
6 -	46.341	24.743	1:11.084	100.22	0.879	12:42:12.100	
7 -	45.932	25.400	1:11.332	99.88	1.127	12:43:23.432	

P3 71		Jon RAILTON		Ducati Panigale V2 -			
IDEAL LAP TIME : 1:10.655		BEST LAP TIME : 1:10.896		DIFFERENCE : 0.241			
LAP	SECTOR 1	SECTOR 2	LAP TIME	MPH	DIFF	TIME OF DAY	
1 -		25.281	1:16.320	93.35	5.424	12:36:19.773	
2 -	46.182	24.806	1:10.988	100.36	0.092	12:37:30.761	
3 -	45.849	25.053	1:10.902 (2)	100.48	0.006	12:38:41.663	
4 -	46.039	24.913	1:10.952 (3)	100.41	0.056	12:39:52.615	
5 -	45.892	25.004	1:10.896 (1)	100.49		12:41:03.511	
6 -	46.091	25.296	1:11.387	99.80	0.491	12:42:14.898	
7 -	46.286	25.186	1:11.472	99.68	0.576	12:43:26.370	

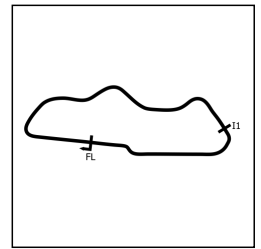
P4 53		Seamus McGLYNN		Yamaha R1 - S and D Build and Design Ltd			
IDEAL LAP TIME : 1:10.504		BEST LAP TIME : 1:10.676		DIFFERENCE : 0.172			
LAP	SECTOR 1	SECTOR 2	LAP TIME	MPH	DIFF	TIME OF DAY	
1 -		24.659	1:15.915	93.84	5.239	12:36:19.368	
2 -	46.302	24.374	1:10.676 (1)	100.80		12:37:30.044	
3 -	46.130	25.665	1:11.795	99.23	1.119	12:38:41.839	
4 -	46.680	25.015	1:11.695	99.37	1.019	12:39:53.534	
5 -	46.336	24.711	1:11.047 (3)	100.28	0.371	12:41:04.581	
6 -	46.393	24.631	1:11.024 (2)	100.31	0.348	12:42:15.605	
7 -	46.192	24.909	1:11.101	100.20	0.425	12:43:26.706	

P5 21		Jack CROUCHER		Kawasaki ZX10R - Trendy lofts / croucher carpentry / palmer per			
IDEAL LAP TIME : 1:10.887		BEST LAP TIME : 1:10.999		DIFFERENCE : 0.112			
LAP	SECTOR 1	SECTOR 2	LAP TIME	MPH	DIFF	TIME OF DAY	
1 -		25.008	1:16.484	93.15	5.485	12:36:19.937	
2 -	46.585	24.662	1:11.247	99.99	0.248	12:37:31.184	
3 -	46.751	24.822	1:11.573	99.54	0.574	12:38:42.757	
4 -	46.317	24.682	1:10.999 (1)	100.34		12:39:53.756	
5 -	46.515	24.570	1:11.085 (2)	100.22	0.086	12:41:04.841	
6 -	46.333	24.850	1:11.183 (3)	100.08	0.184	12:42:16.024	
7 -	46.677	25.234	1:11.911	99.07	0.912	12:43:27.935	

BMCRC - MRO Championships 2023 - Rnd 4 @ Donington Park

Reactive Parts MRO Powerbikes inc Clubman 1000

RACE 3 - SECTOR ANALYSIS



SECTOR 1 = FL to I1, SECTOR 2 = I1 to FL, DIFF = Difference To Personal Best Lap, P = Crossed Finish Line in Pit Lane, D = Time Disallowed

P6 134		Don GILBERT		Suzuki GSXR -		
IDEAL LAP TIME : 1:11.195		BEST LAP TIME : 1:11.197		DIFFERENCE : 0.002		
LAP	SECTOR 1	SECTOR 2	LAP TIME	MPH	DIFF	TIME OF DAY
1 -		24.817	1:16.637	92.96	5.440	12:36:20.090
2 -	46.850	24.927	1:11.777	99.26	0.580	12:37:31.867
3 -	46.822	24.769	1:11.591	99.51	0.394	12:38:43.458
4 -	46.783	24.569	1:11.352	99.85	0.155	12:39:54.810
5 -	46.626	24.571	1:11.197 (1)	100.06		12:41:06.007
6 -	46.627	24.634	1:11.261 (2)	99.97	0.064	12:42:17.268
7 -	46.643	24.648	1:11.291 (3)	99.93	0.094	12:43:28.559

P7 188		Dawid KRAWIECKI		Yamaha R1 - Code Blue LTD & D A East Electrical		
IDEAL LAP TIME : 1:11.400		BEST LAP TIME : 1:11.532		DIFFERENCE : 0.132		
LAP	SECTOR 1	SECTOR 2	LAP TIME	MPH	DIFF	TIME OF DAY
1 -		25.403	1:18.126	91.19	6.594	12:36:21.579
2 -	47.556	25.251	1:12.807	97.85	1.275	12:37:34.386
3 -	46.598	24.938	1:11.536 (2)	99.59	0.004	12:38:45.922
4 -	46.567	24.965	1:11.532 (1)	99.60		12:39:57.454
5 -	46.956	25.662	1:12.618	98.11	1.086	12:41:10.072
6 -	46.462	25.095	1:11.557 (3)	99.56	0.025	12:42:21.629
7 -	46.487	25.086	1:11.573	99.54	0.041	12:43:33.202

P8 77 C		Thomas BENSTED		Yamaha R1 - Significant Debt Racing		
IDEAL LAP TIME : 1:11.827		BEST LAP TIME : 1:11.827		DIFFERENCE : 0.000		
LAP	SECTOR 1	SECTOR 2	LAP TIME	MPH	DIFF	TIME OF DAY
1 -		25.330	1:17.607	91.80	5.780	12:36:21.060
2 -	46.886	24.941	1:11.827 (1)	99.19		12:37:32.887
3 -	47.269	24.974	1:12.243	98.62	0.416	12:38:45.130
4 -	47.096	25.129	1:12.225 (3)	98.64	0.398	12:39:57.355
5 -	47.749	25.389	1:13.138	97.41	1.311	12:41:10.493
6 -	47.098	25.122	1:12.220 (2)	98.65	0.393	12:42:22.713
7 -	47.270	25.248	1:12.518	98.24	0.691	12:43:35.231

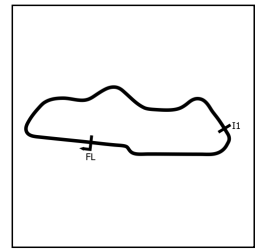
P9 17		Phil BAKER		BMW S1000RR - Ashford Accident Repair Centre		
IDEAL LAP TIME : 1:12.436		BEST LAP TIME : 1:12.523		DIFFERENCE : 0.087		
LAP	SECTOR 1	SECTOR 2	LAP TIME	MPH	DIFF	TIME OF DAY
1 -		25.497	1:18.026	91.31	5.503	12:36:21.479
2 -	47.882	25.531	1:13.413	97.04	0.890	12:37:34.892
3 -	47.199	25.324	1:12.523 (1)	98.23		12:38:47.415
4 -	47.356	25.373	1:12.729 (3)	97.96	0.206	12:40:00.144
5 -	47.469	25.237	1:12.706 (2)	97.99	0.183	12:41:12.850
6 -	47.793	25.641	1:13.434	97.02	0.911	12:42:26.284
7 -	48.162	25.653	1:13.815	96.52	1.292	12:43:40.099

P10 57 C		Scott FORBES-COWDRY		Kawasaki ZX10R - Lincolnshire Landscaping Services		
IDEAL LAP TIME : 1:12.568		BEST LAP TIME : 1:12.651		DIFFERENCE : 0.083		
LAP	SECTOR 1	SECTOR 2	LAP TIME	MPH	DIFF	TIME OF DAY
1 -		25.824	1:19.196	89.96	6.545	12:36:22.649
2 -	47.454	25.417	1:12.871 (3)	97.77	0.220	12:37:35.520
3 -	47.537	25.357	1:12.894	97.73	0.243	12:38:48.414
4 -	47.524	25.242	1:12.766 (2)	97.91	0.115	12:40:01.180
5 -	47.326	25.325	1:12.651 (1)	98.06		12:41:13.831
6 -	47.624	25.499	1:13.123	97.43	0.472	12:42:26.954
7 -	47.746	25.659	1:13.405	97.05	0.754	12:43:40.359

BMCRC - MRO Championships 2023 - Rnd 4 @ Donington Park

Reactive Parts MRO Powerbikes inc Clubman 1000

RACE 3 - SECTOR ANALYSIS



SECTOR 1 = FL to I1, SECTOR 2 = I1 to FL, DIFF = Difference To Personal Best Lap, P = Crossed Finish Line in Pit Lane, D = Time Disallowed

P11 37 C Clayton GROVER		Yamaha R1 - Grover stunts				
IDEAL LAP TIME : 1:12.060		BEST LAP TIME : 1:12.913		DIFFERENCE : 0.853		
LAP	SECTOR 1	SECTOR 2	LAP TIME	MPH	DIFF	TIME OF DAY
1 -		25.466	1:18.356	90.92	5.443	12:36:21.809
2 -	47.723	26.656	1:14.379	95.78	1.466	12:37:36.188
3 -	47.882	25.133	1:13.015 (2)	97.57	0.102	12:38:49.203
4 -	46.927	26.294	1:13.221 (3)	97.30	0.308	12:40:02.424
5 -	48.030	25.462	1:13.492	96.94	0.579	12:41:15.916
6 -	47.351	25.562	1:12.913 (1)	97.71		12:42:28.829
7 -	47.739	25.806	1:13.545	96.87	0.632	12:43:42.374

P12 23 C Harry HINCHCLIFFE		Kawasaki ZX10R GEN 4 -				
IDEAL LAP TIME : 1:12.657		BEST LAP TIME : 1:12.855		DIFFERENCE : 0.198		
LAP	SECTOR 1	SECTOR 2	LAP TIME	MPH	DIFF	TIME OF DAY
1 -		25.814	1:19.496	89.62	6.641	12:36:22.949
2 -	47.647	25.498	1:13.145 (3)	97.40	0.290	12:37:36.094
3 -	48.232	25.238	1:13.470	96.97	0.615	12:38:49.564
4 -	47.419	25.436	1:12.855 (1)	97.79		12:40:02.419
5 -	48.218	25.429	1:13.647	96.74	0.792	12:41:16.066
6 -	47.555	25.341	1:12.896 (2)	97.73	0.041	12:42:28.962
7 -	48.109	25.399	1:13.508	96.92	0.653	12:43:42.470

P13 223 C Rafal KISYK		Suzuki GSXR-1000 -				
IDEAL LAP TIME : 1:12.212		BEST LAP TIME : 1:12.276		DIFFERENCE : 0.064		
LAP	SECTOR 1	SECTOR 2	LAP TIME	MPH	DIFF	TIME OF DAY
1 -		25.873	1:20.628	88.36	8.352	12:36:24.081
2 -	48.084	25.751	1:13.835	96.49	1.559	12:37:37.916
3 -	49.043	25.565	1:14.608	95.49	2.332	12:38:52.524
4 -	48.384	25.091	1:13.475	96.96	1.199	12:40:05.999
5 -	47.314	25.400	1:12.714 (3)	97.98	0.438	12:41:18.713
6 -	47.121	25.155	1:12.276 (1)	98.57		12:42:30.989
7 -	47.492	25.205	1:12.697 (2)	98.00	0.421	12:43:43.686

P14 224 C Lee HEALEY		Suzuki GSXR 1000R - Wilvin UK Ltd / Uniq3 Projects Ltd				
IDEAL LAP TIME : 1:12.796		BEST LAP TIME : 1:13.167		DIFFERENCE : 0.371		
LAP	SECTOR 1	SECTOR 2	LAP TIME	MPH	DIFF	TIME OF DAY
1 -		26.171	1:19.383	89.74	6.216	12:36:22.836
2 -	47.983	25.558	1:13.541	96.87	0.374	12:37:36.377
3 -	48.312	25.443	1:13.755	96.59	0.588	12:38:50.132
4 -	47.679	25.538	1:13.217 (2)	97.30	0.050	12:40:03.349
5 -	47.865	25.536	1:13.401 (3)	97.06	0.234	12:41:16.750
6 -	47.516	25.651	1:13.167 (1)	97.37		12:42:29.917
7 -	47.353	26.644	1:13.997	96.28	0.830	12:43:43.914

P15 91 C Chris TAYLOR		BMW S1000RR - Cam Civils and Landscaping LTD				
IDEAL LAP TIME : 1:12.615		BEST LAP TIME : 1:12.615		DIFFERENCE : 0.000		
LAP	SECTOR 1	SECTOR 2	LAP TIME	MPH	DIFF	TIME OF DAY
1 -		26.229	1:20.424	88.58	7.809	12:36:23.877
2 -	48.477	25.803	1:14.280	95.91	1.665	12:37:38.157
3 -	48.821	25.796	1:14.617	95.48	2.002	12:38:52.774
4 -	48.777	25.730	1:14.507	95.62	1.892	12:40:07.281
5 -	47.451	25.310	1:12.761 (2)	97.91	0.146	12:41:20.042
6 -	47.371	25.244	1:12.615 (1)	98.11		12:42:32.657
7 -	47.413	25.546	1:12.959 (3)	97.65	0.344	12:43:45.616

BMCRC - MRO Championships 2023 - Rnd 4 @ Donington Park

Reactive Parts MRO Powerbikes inc Clubman 1000

RACE 3 - SECTOR ANALYSIS



SECTOR 1 = FL to I1, SECTOR 2 = I1 to FL, DIFF = Difference To Personal Best Lap, P = Crossed Finish Line in Pit Lane, D = Time Disallowed

P16 63		Matthew WREN		Suzuki GSXR - TBR Performance		
IDEAL LAP TIME : 1:13.951		BEST LAP TIME : 1:13.951		DIFFERENCE : 0.000		
LAP	SECTOR 1	SECTOR 2	LAP TIME	MPH	DIFF	TIME OF DAY
1 -		26.095	1:19.982	89.07	6.031	12:36:23.435
2 -	48.394	25.898	1:14.292 (2)	95.90	0.341	12:37:37.727
3 -	48.685	25.928	1:14.613	95.48	0.662	12:38:52.340
4 -	49.123	25.961	1:15.084	94.88	1.133	12:40:07.424
5 -	48.091	25.860	1:13.951 (1)	96.34		12:41:21.375
6 -	48.286	26.224	1:14.510 (3)	95.61	0.559	12:42:35.885
7 -	49.096	25.962	1:15.058	94.92	1.107	12:43:50.943

P17 28		Louis O'REGAN		Aprilia RSV4 - Leiker exhausts		
IDEAL LAP TIME : 1:13.040		BEST LAP TIME : 1:13.112		DIFFERENCE : 0.072		
LAP	SECTOR 1	SECTOR 2	LAP TIME	MPH	DIFF	TIME OF DAY
1 -		26.378	1:25.250	83.57	12.138	12:36:28.703
2 -	48.158	25.640	1:13.798	96.54	0.686	12:37:42.501
3 -	48.408	26.176	1:14.584	95.52	1.472	12:38:57.085
4 -	49.026	25.398	1:14.424	95.73	1.312	12:40:11.509
5 -	47.959	25.507	1:13.466 (3)	96.97	0.354	12:41:24.975
6 -	47.719	25.393	1:13.112 (1)	97.44		12:42:38.087
7 -	47.647	25.680	1:13.327 (2)	97.16	0.215	12:43:51.414

P18 79		Jason BURRILL		BMW M1000RR -		
IDEAL LAP TIME : 1:13.935		BEST LAP TIME : 1:13.935		DIFFERENCE : 0.000		
LAP	SECTOR 1	SECTOR 2	LAP TIME	MPH	DIFF	TIME OF DAY
1 -		26.028	1:21.078	87.87	7.143	12:36:24.531
2 -	48.385	25.852	1:14.237 (2)	95.97	0.302	12:37:38.768
3 -	48.720	25.924	1:14.644	95.44	0.709	12:38:53.412
4 -	48.620	25.851	1:14.471	95.67	0.536	12:40:07.883
5 -	48.270	25.665	1:13.935 (1)	96.36		12:41:21.818
6 -	48.422	25.943	1:14.365 (3)	95.80	0.430	12:42:36.183
7 -	49.170	26.291	1:15.461	94.41	1.526	12:43:51.644

P19 78 C		Jamie THOMAS		Suzuki GSXR 1000 - Team RubyRacing DART Motorsport		
IDEAL LAP TIME : 1:13.973		BEST LAP TIME : 1:13.973		DIFFERENCE : 0.000		
LAP	SECTOR 1	SECTOR 2	LAP TIME	MPH	DIFF	TIME OF DAY
1 -		26.337	1:21.508	87.40	7.535	12:36:24.961
2 -	48.209	26.130	1:14.339 (3)	95.83	0.366	12:37:39.300
3 -	48.409	26.033	1:14.442	95.70	0.469	12:38:53.742
4 -	48.565	26.117	1:14.682	95.39	0.709	12:40:08.424
5 -	48.137	25.836	1:13.973 (1)	96.31		12:41:22.397
6 -	48.247	25.897	1:14.144 (2)	96.09	0.171	12:42:36.541
7 -	49.299	26.186	1:15.485	94.38	1.512	12:43:52.026

P20 129 C		Cecil DINSMORE		Suzuki GSXR 1000 - KnC Motorsport		
IDEAL LAP TIME : 1:14.779		BEST LAP TIME : 1:14.931		DIFFERENCE : 0.152		
LAP	SECTOR 1	SECTOR 2	LAP TIME	MPH	DIFF	TIME OF DAY
1 -		26.458	1:22.578	86.27	7.647	12:36:26.031
2 -	48.708	26.223	1:14.931 (1)	95.08		12:37:40.962
3 -	49.310	26.154	1:15.464	94.41	0.533	12:38:56.426
4 -	49.269	26.505	1:15.774	94.02	0.843	12:40:12.200
5 -	49.239	26.737	1:15.976	93.77	1.045	12:41:28.176
6 -	49.172	26.071	1:15.243 (3)	94.68	0.312	12:42:43.419
7 -	49.071	26.148	1:15.219 (2)	94.71	0.288	12:43:58.638

BMCRC - MRO Championships 2023 - Rnd 4 @ Donington Park

Reactive Parts MRO Powerbikes inc Clubman 1000

RACE 3 - SECTOR ANALYSIS



SECTOR 1 = FL to I1, SECTOR 2 = I1 to FL, DIFF = Difference To Personal Best Lap, P = Crossed Finish Line in Pit Lane, D = Time Disallowed

P21		4 C		Remi MATUZAS		Yamaha R1 - B Interiors	
IDEAL LAP TIME : 1:14.480		BEST LAP TIME : 1:14.667		DIFFERENCE : 0.187			
LAP	SECTOR 1	SECTOR 2	LAP TIME	MPH	DIFF	TIME OF DAY	
1 -		26.441	1:23.572	85.25	8.905	12:36:27.025	
2 -	48.997	25.670	1:14.667 (1)	95.41		12:37:41.692	
3 -	49.009	26.575	1:15.584	94.26	0.917	12:38:57.276	
4 -	49.158	26.080	1:15.238 (3)	94.69	0.571	12:40:12.514	
5 -	49.572	26.201	1:15.773	94.02	1.106	12:41:28.287	
6 -	49.973	25.693	1:15.666	94.15	0.999	12:42:43.953	
7 -	48.810	26.096	1:14.906 (2)	95.11	0.239	12:43:58.859	

P22		30 C		Alex PENRICE		Yamaha R1 - AP Motorcycles	
IDEAL LAP TIME : 1:14.771		BEST LAP TIME : 1:15.138		DIFFERENCE : 0.367			
LAP	SECTOR 1	SECTOR 2	LAP TIME	MPH	DIFF	TIME OF DAY	
1 -		26.493	1:22.809	86.03	7.671	12:36:26.262	
2 -	48.595	26.543	1:15.138 (1)	94.82		12:37:41.400	
3 -	49.116	26.176	1:15.292 (2)	94.62	0.154	12:38:56.692	
4 -	49.547	26.181	1:15.728	94.08	0.590	12:40:12.420	
5 -	49.296	26.391	1:15.687 (3)	94.13	0.549	12:41:28.107	
6 -	49.475	26.323	1:15.798	93.99	0.660	12:42:43.905	
7 -	49.632	26.218	1:15.850	93.93	0.712	12:43:59.755	

P23		70		Frankie STENNETT		Kawasaki ZX10-RR - Thepeoplesbike.com	
IDEAL LAP TIME : 1:14.950		BEST LAP TIME : 1:15.154		DIFFERENCE : 0.204			
LAP	SECTOR 1	SECTOR 2	LAP TIME	MPH	DIFF	TIME OF DAY	
1 -		26.422	1:23.916	84.90	8.762	12:36:27.369	
2 -	49.249	26.247	1:15.496	94.37	0.342	12:37:42.865	
3 -	49.011	26.528	1:15.539	94.31	0.385	12:38:58.404	
4 -	48.737	26.417	1:15.154 (1)	94.80		12:40:13.558	
5 -	48.920	26.299	1:15.219 (3)	94.71	0.065	12:41:28.777	
6 -	49.925	26.228	1:16.153	93.55	0.999	12:42:44.930	
7 -	48.972	26.213	1:15.185 (2)	94.76	0.031	12:44:00.115	

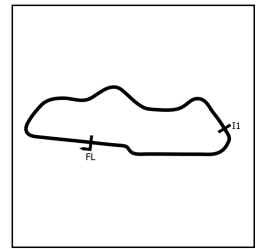
P24		460 C		Simon GATES		Yamaha YZF R1 - T.A Roden LTD / Canine Plus Hydro	
IDEAL LAP TIME : 1:15.593		BEST LAP TIME : 1:15.723		DIFFERENCE : 0.130			
LAP	SECTOR 1	SECTOR 2	LAP TIME	MPH	DIFF	TIME OF DAY	
1 -		26.430	1:24.178	84.63	8.455	12:36:27.631	
2 -	49.860	26.041	1:15.901 (3)	93.86	0.178	12:37:43.532	
3 -	49.637	26.226	1:15.863 (2)	93.91	0.140	12:38:59.395	
4 -	49.552	26.171	1:15.723 (1)	94.08		12:40:15.118	
5 -	50.104	26.485	1:16.589	93.02	0.866	12:41:31.707	
6 -	49.815	26.160	1:15.975	93.77	0.252	12:42:47.682	
7 -	49.577	26.566	1:16.143	93.56	0.420	12:44:03.825	

P25		41		Colin THOMPSON		Suzuki GSXR1000 - Grp Motorsport	
IDEAL LAP TIME : 1:15.286		BEST LAP TIME : 1:15.373		DIFFERENCE : 0.087			
LAP	SECTOR 1	SECTOR 2	LAP TIME	MPH	DIFF	TIME OF DAY	
1 -		26.464	1:23.301	85.52	7.928	12:36:26.754	
2 -	48.822	26.551	1:15.373 (1)	94.52		12:37:42.127	
3 -	49.457	26.699	1:16.156 (2)	93.55	0.783	12:38:58.283	
4 -	49.338	26.928	1:16.266 (3)	93.41	0.893	12:40:14.549	
5 -	50.256	26.852	1:17.108	92.39	1.735	12:41:31.657	
6 -	50.740	26.816	1:17.556	91.86	2.183	12:42:49.213	
7 -	50.298	27.046	1:17.344	92.11	1.971	12:44:06.557	

BMCRC - MRO Championships 2023 - Rnd 4 @ Donington Park

Reactive Parts MRO Powerbikes inc Clubman 1000

RACE 3 - SECTOR ANALYSIS



SECTOR 1 = FL to I1, SECTOR 2 = I1 to FL, DIFF = Difference To Personal Best Lap, P = Crossed Finish Line in Pit Lane, D = Time Disallowed

P26 333		Andrew HOUGHTON		BMW S1000RR - Bahnstormer BMW		
IDEAL LAP TIME : 1:15.609		BEST LAP TIME : 1:15.634		DIFFERENCE : 0.025		
LAP	SECTOR 1	SECTOR 2	LAP TIME	MPH	DIFF	TIME OF DAY
1 -		26.550	1:26.179	82.67	10.545	12:36:29.632
2 -	50.453	26.291	1:16.744	92.83	1.110	12:37:46.376
3 -	51.062	26.139	1:17.201	92.28	1.567	12:39:03.577
4 -	50.885	26.713	1:17.598	91.81	1.964	12:40:21.175
5 -	50.159	26.071	1:16.230 (3)	93.46	0.596	12:41:37.405
6 -	49.894	25.841	1:15.735 (2)	94.07	0.101	12:42:53.140
7 -	49.919	25.715	1:15.634 (1)	94.19		12:44:08.774

P27 34 C		Ben CHEESEMAN		Kawasaki ZX10RR - BCH Services Kent Ltd		
IDEAL LAP TIME : 1:15.007		BEST LAP TIME : 1:15.007		DIFFERENCE : 0.000		
LAP	SECTOR 1	SECTOR 2	LAP TIME	MPH	DIFF	TIME OF DAY
1 -		26.641	1:25.903	82.93	10.896	12:36:29.356
2 -	50.394	26.469	1:16.863 (3)	92.69	1.856	12:37:46.219
3 -	50.880	26.774	1:17.654	91.74	2.647	12:39:03.873
4 -	51.176	26.646	1:17.822	91.55	2.815	12:40:21.695
5 -	50.703	26.496	1:17.199	92.28	2.192	12:41:38.894
6 -	48.818	26.189	1:15.007 (1)	94.98		12:42:53.901
7 -	49.734	26.293	1:16.027 (2)	93.71	1.020	12:44:09.928

P28 175		Arlindo PESTANA		BMW S1000RR - Pep's racing		
IDEAL LAP TIME : 1:16.449		BEST LAP TIME : 1:16.449		DIFFERENCE : 0.000		
LAP	SECTOR 1	SECTOR 2	LAP TIME	MPH	DIFF	TIME OF DAY
1 -		27.509	1:27.592	81.33	11.143	12:36:31.045
2 -	49.958	26.491	1:16.449 (1)	93.19		12:37:47.494
3 -	50.712	26.730	1:17.442 (2)	91.99	0.993	12:39:04.936
4 -	50.489	27.730	1:18.219	91.08	1.770	12:40:23.155
5 -	50.929	26.660	1:17.589 (3)	91.82	1.140	12:41:40.744
6 -	50.388	27.377	1:17.765	91.61	1.316	12:42:58.509
7 -	50.799	26.898	1:17.697	91.69	1.248	12:44:16.206

P29 281 C		Daniel FARLEY		Suzuki GSXR - F-TECH FIRE & ELECTRICAL LTD		
IDEAL LAP TIME : 1:16.877		BEST LAP TIME : 1:17.113		DIFFERENCE : 0.236		
LAP	SECTOR 1	SECTOR 2	LAP TIME	MPH	DIFF	TIME OF DAY
1 -		27.073	1:25.161	83.66	8.048	12:36:28.614
2 -	50.423	26.690	1:17.113 (1)	92.39		12:37:45.727
3 -	51.103	26.454	1:17.557 (2)	91.86	0.444	12:39:03.284
4 -	50.974	26.834	1:17.808 (3)	91.56	0.695	12:40:21.092
5 -	51.102	27.202	1:18.304	90.98	1.191	12:41:39.396
6 -	51.016	27.704	1:18.720	90.50	1.607	12:42:58.116
7 -	52.172	27.185	1:19.357	89.77	2.244	12:44:17.473

P30 10		Daniel MERCER		Honda CBR1000RR - McLovin Racing		
IDEAL LAP TIME : 1:16.866		BEST LAP TIME : 1:16.947		DIFFERENCE : 0.081		
LAP	SECTOR 1	SECTOR 2	LAP TIME	MPH	DIFF	TIME OF DAY
1 -		27.606	1:28.135	80.83	11.188	12:36:31.588
2 -	50.269	26.678	1:16.947 (1)	92.59		12:37:48.535
3 -	50.418	26.597	1:17.015 (3)	92.50	0.068	12:39:05.550
4 -	50.437	26.667	1:17.104	92.40	0.157	12:40:22.654
5 -	50.347	26.650	1:16.997 (2)	92.53	0.050	12:41:39.651
6 -	51.016	27.539	1:18.555	90.69	1.608	12:42:58.206
7 -	52.467	27.226	1:19.693	89.40	2.746	12:44:17.899

BMCRC - MRO Championships 2023 - Rnd 4 @ Donington Park

Reactive Parts MRO Powerbikes inc Clubman 1000

RACE 3 - SECTOR ANALYSIS



SECTOR 1 = FL to I1, SECTOR 2 = I1 to FL, DIFF = Difference To Personal Best Lap, P = Crossed Finish Line in Pit Lane, D = Time Disallowed

P31 163 C		Riccardo BIGUZZI		BMW S1000RR - Riccardo's Travel		
IDEAL LAP TIME : 1:17.569		BEST LAP TIME : 1:17.643		DIFFERENCE : 0.074		
LAP	SECTOR 1	SECTOR 2	LAP TIME	MPH	DIFF	TIME OF DAY
1 -		27.336	1:28.349	80.64	10.706	12:36:31.802
2 -	50.860	26.783	1:17.643 (1)	91.76		12:37:49.445
3 -	51.357	26.709	1:18.066 (2)	91.26	0.423	12:39:07.511
4 -	51.133	27.202	1:18.335 (3)	90.95	0.692	12:40:25.846
5 -	51.838	27.309	1:19.147	90.01	1.504	12:41:44.993
6 -	51.714	27.670	1:19.384	89.74	1.741	12:43:04.377
7 -	51.777	27.250	1:19.027	90.15	1.384	12:44:23.404

P32 261 C		Roberto DI GREGORIO		Ducati 899 Panigale - Physio Healthy		
IDEAL LAP TIME : 1:17.924		BEST LAP TIME : 1:18.196		DIFFERENCE : 0.272		
LAP	SECTOR 1	SECTOR 2	LAP TIME	MPH	DIFF	TIME OF DAY
1 -		27.492	1:29.013	80.04	10.817	12:36:32.466
2 -	52.346	27.181	1:19.527	89.58	1.331	12:37:51.993
3 -	51.739	27.695	1:19.434	89.69	1.238	12:39:11.427
4 -	51.131	27.574	1:18.705	90.52	0.509	12:40:30.132
5 -	51.148	27.187	1:18.335 (3)	90.95	0.139	12:41:48.467
6 -	51.387	26.921	1:18.308 (2)	90.98	0.112	12:43:06.775
7 -	51.403	26.793	1:18.196 (1)	91.11		12:44:24.971

P33 888 C		Paul FAGG		Yamaha R1 4C8 - -OnlyFans-		
IDEAL LAP TIME : 1:18.290		BEST LAP TIME : 1:18.338		DIFFERENCE : 0.048		
LAP	SECTOR 1	SECTOR 2	LAP TIME	MPH	DIFF	TIME OF DAY
1 -		28.592	1:31.994	77.44	13.656	12:36:35.447
2 -	53.286	28.040	1:21.326	87.60	2.988	12:37:56.773
3 -	53.510	27.605	1:21.115	87.83	2.777	12:39:17.888
4 -	50.685	27.653	1:18.338 (1)	90.94		12:40:36.226
5 -	50.694	28.040	1:18.734 (2)	90.49	0.396	12:41:54.960
6 -	51.717	27.858	1:19.575 (3)	89.53	1.237	12:43:14.535
7 -	51.735	28.558	1:20.293	88.73	1.955	12:44:34.828

P34 66 C		Stephen HARVEY		Kawasaki ZX10 -		
IDEAL LAP TIME : 1:19.440		BEST LAP TIME : 1:19.766		DIFFERENCE : 0.326		
LAP	SECTOR 1	SECTOR 2	LAP TIME	MPH	DIFF	TIME OF DAY
1 -		29.269	1:32.369	77.13	12.603	12:36:35.822
2 -	53.294	28.257	1:21.551	87.36	1.785	12:37:57.373
3 -	53.198	28.277	1:21.475	87.44	1.709	12:39:18.848
4 -	53.044	28.237	1:21.281	87.65	1.515	12:40:40.129
5 -	51.891	28.090	1:19.981 (2)	89.07	0.215	12:42:00.110
6 -	52.217	27.549	1:19.766 (1)	89.31		12:43:19.876
7 -	52.664	27.993	1:20.657 (3)	88.33	0.891	12:44:40.533

P35 274		Stewart LATIMER		Suzuki GSXR1000 R - Fat Bloke Racing RR		
IDEAL LAP TIME : 1:21.291		BEST LAP TIME : 1:21.861		DIFFERENCE : 0.570		
LAP	SECTOR 1	SECTOR 2	LAP TIME	MPH	DIFF	TIME OF DAY
1 -		28.402	1:31.164	78.15	9.303	12:36:34.617
2 -	53.975	27.981	1:21.956	86.93	0.095	12:37:56.573
3 -	53.396	28.505	1:21.901 (2)	86.99	0.040	12:39:18.474
4 -	53.310	28.630	1:21.940 (3)	86.94	0.079	12:40:40.414
5 -	53.755	28.615	1:22.370	86.49	0.509	12:42:02.784
6 -	53.650	28.211	1:21.861 (1)	87.03		12:43:24.645

BMCRC - MRO Championships 2023 - Rnd 4 @ Donington Park

Reactive Parts MRO Powerbikes inc Clubman 1000

RACE 3 - BEST SECTORS

SECTOR 1			SECTOR 2			IDEAL / BEST COMPARISON						
POS	NO	NAME	TIME	NO	NAME	TIME	POS	NO	NAME	IDEAL	BEST	DIFF
									PERFECT LAP	1:10.069		
1	48	WILSON	45.822	26	WAINWRIGHT	24.247	1	26	WAINWRIGHT	1:10.096	1:10.220	0.124
2	26	WAINWRIGHT	45.849	48	WILSON	24.361	2	48	WILSON	1:10.183	1:10.205	0.022
3	71	RAILTON	45.849	53	McGLYNN	24.374	3	53	McGLYNN	1:10.504	1:10.676	0.172
4	53	McGLYNN	46.130	134	GILBERT	24.569	4	71	RAILTON	1:10.655	1:10.896	0.241
5	21	CROUCHER	46.317	21	CROUCHER	24.570	5	21	CROUCHER	1:10.887	1:10.999	0.112
6	188	KRAWIECKI	46.462	71	RAILTON	24.806	6	134	GILBERT	1:11.195	1:11.197	0.002
7	134	GILBERT	46.626	188	KRAWIECKI	24.938	7	188	KRAWIECKI	1:11.400	1:11.532	0.132
8	77	BENSTED	46.886	77	BENSTED	24.941	8	77	BENSTED	1:11.827	1:11.827	0.000
9	37	GROVER	46.927	223	KISYK	25.091	9	37	GROVER	1:12.060	1:12.913	0.853
10	223	KISYK	47.121	37	GROVER	25.133	10	223	KISYK	1:12.212	1:12.276	0.064
11	17	BAKER	47.199	17	BAKER	25.237	11	17	BAKER	1:12.436	1:12.523	0.087
12	57	FORBES-COWDRY	47.326	23	HINCHCLIFFE	25.238	12	57	FORBES-COWDRY	1:12.568	1:12.651	0.083
13	224	HEALEY	47.353	57	FORBES-COWDRY	25.242	13	91	TAYLOR	1:12.615	1:12.615	0.000
14	91	TAYLOR	47.371	91	TAYLOR	25.244	14	23	HINCHCLIFFE	1:12.657	1:12.855	0.198
15	23	HINCHCLIFFE	47.419	28	O'REGAN	25.393	15	224	HEALEY	1:12.796	1:13.167	0.371
16	28	O'REGAN	47.647	224	HEALEY	25.443	16	28	O'REGAN	1:13.040	1:13.112	0.072
17	63	WREN	48.091	79	BURRILL	25.665	17	79	BURRILL	1:13.935	1:13.935	0.000
18	78	THOMAS	48.137	4	MATUZAS	25.670	18	63	WREN	1:13.951	1:13.951	0.000
19	79	BURRILL	48.270	333	HOUGHTON	25.715	19	78	THOMAS	1:13.973	1:13.973	0.000
20	30	PENRICE	48.595	78	THOMAS	25.836	20	4	MATUZAS	1:14.480	1:14.667	0.187
21	129	DINSMORE	48.708	63	WREN	25.860	21	30	PENRICE	1:14.771	1:15.138	0.367
22	70	STENNETT	48.737	460	GATES	26.041	22	129	DINSMORE	1:14.779	1:14.931	0.152
23	4	MATUZAS	48.810	129	DINSMORE	26.071	23	70	STENNETT	1:14.950	1:15.154	0.204
24	34	CHEESEMAN	48.818	30	PENRICE	26.176	24	34	CHEESEMAN	1:15.007	1:15.007	0.000
25	41	THOMPSON	48.822	34	CHEESEMAN	26.189	25	41	THOMPSON	1:15.286	1:15.373	0.087
26	460	GATES	49.552	70	STENNETT	26.213	26	460	GATES	1:15.593	1:15.723	0.130
27	333	HOUGHTON	49.894	281	FARLEY	26.454	27	333	HOUGHTON	1:15.609	1:15.634	0.025
28	175	PESTANA	49.958	41	THOMPSON	26.464	28	175	PESTANA	1:16.449	1:16.449	0.000
29	10	MERCER	50.269	175	PESTANA	26.491	29	10	MERCER	1:16.866	1:16.947	0.081
30	281	FARLEY	50.423	10	MERCER	26.597	30	281	FARLEY	1:16.877	1:17.113	0.236
31	888	FAGG	50.685	163	BIGUZZI	26.709	31	163	BIGUZZI	1:17.569	1:17.643	0.074
32	163	BIGUZZI	50.860	261	DI GREGORIO	26.793	32	261	DI GREGORIO	1:17.924	1:18.196	0.272
33	261	DI GREGORIO	51.131	66	HARVEY	27.549	33	888	FAGG	1:18.290	1:18.338	0.048
34	66	HARVEY	51.891	888	FAGG	27.605	34	66	HARVEY	1:19.440	1:19.766	0.326
35	274	LATIMER	53.310	274	LATIMER	27.981	35	274	LATIMER	1:21.291	1:21.861	0.570

BMCRC - MRO Championships 2023 - Rnd 4 @ Donington Park

Reactive Parts MRO Powerbikes inc Clubman 1000

RACE 3 - STATISTICS

Competitors Started	35
Planned Start	2023-06-03 @ 12:40:00.000
Actual Start	2023-06-03 @ 12:35:03.452
Finish Time	2023-06-03 @ 12:43:22.869
Track Length	1.9790mi.
Total Laps	244
Total Distance Covered	482.8924mi.

Session Fastest Lap History

NO	CL	NAME	LAP TIME	TIME OF DAY	LAP	VEHICLE
26		Josh WAINWRIGHT	1:10.964	12:37:29.507	2	Honda CBR1000RR
48		Nicky WILSON	1:10.759	12:37:29.466	2	Suzuki GSXR 1000
53		Seamus McGLYNN	1:10.676	12:37:30.067	2	Yamaha R1
26		Josh WAINWRIGHT	1:10.220	12:38:39.701	3	Honda CBR1000RR
48		Nicky WILSON	1:10.205	12:39:50.398	4	Suzuki GSXR 1000

Session Leader History

NO	CL	NAME	FROM LAP	LAPS LED	DISTANCE	VEHICLE
26		Josh WAINWRIGHT	1	5	9.85 miles	Honda CBR1000RR
48		Nicky WILSON	6	1	1.97 miles	Suzuki GSXR 1000
26		Josh WAINWRIGHT	7	1	1.97 miles	Honda CBR1000RR

Flag History

TYPE	TIME OF DAY
GREEN	12:35:03.452
FINISH	12:43:22.869

Flag Statistics

TYPE	COUNT	TOTAL LAPS	TOTAL TIME
Green	1	7	9:57.723
Red	0	0	0.000
Safety Car	0	0	0.000
FCY	0	0	0.000

BMCRC - MRO Championships 2023 - Rnd 4 @ Donington Park

Reactive Parts MRO Powerbikes inc Clubman 1000

RACE 3 - STATISTICS

CLASS :

17 Starters

Fastest Lap History

NO	NAME	LAP TIME	TIME OF DAY	LAP	VEHICLE
26	Josh WAINWRIGHT	1:10.964	12:37:29.507	2	Honda CBR1000RR
48	Nicky WILSON	1:10.759	12:37:29.466	2	Suzuki GSXR 1000
53	Seamus McGLYNN	1:10.676	12:37:30.067	2	Yamaha R1
26	Josh WAINWRIGHT	1:10.220	12:38:39.701	3	Honda CBR1000RR
48	Nicky WILSON	1:10.205	12:39:50.398	4	Suzuki GSXR 1000

Leader History

NO	NAME	FROM LAP	LAPS LED	DISTANCE	VEHICLE
26	Josh WAINWRIGHT	1	5	9.85 miles	Honda CBR1000RR
48	Nicky WILSON	6	1	1.97 miles	Suzuki GSXR 1000
26	Josh WAINWRIGHT	7	1	1.97 miles	Honda CBR1000RR

BMCRC - MRO Championships 2023 - Rnd 4 @ Donington Park

Reactive Parts MRO Powerbikes inc Clubman 1000

RACE 3 - STATISTICS

CLASS : C

18 Starters

Fastest Lap History

NO	NAME	LAP TIME	TIME OF DAY	LAP	VEHICLE
77	Thomas BENSTED	1:11.827	12:37:32.906	2	Yamaha R1

Leader History

NO	NAME	FROM LAP	LAPS LED	DISTANCE	VEHICLE
77	Thomas BENSTED	1	7	13.81 miles	Yamaha R1



BMCRC - MRO Championships 2023 - Rnd 4 @ Donington Park

Reactive Parts MRO Powerbikes inc Clubman 1000

RACE 3 - GRID (14 Laps)



ROW 14		40	100 Anthony HUNTER	
ROW 13		39	88 Scott HALLIDAY	38 12 Duncan BEDWELL
ROW 12	36	49 Luke WALLINGTON	1:21.861 35 274 Stewart LATIMER	1:19.766 34 66 Stephen HARVEY
ROW 11		33	1:18.338 888 Paul FAGG	1:18.196 32 261 Roberto DI GREGORIO
ROW 10	30	1:17.113 281 Daniel FARLEY	1:16.947 29 10 Daniel MERCER	1:16.449 28 175 Arlindo PESTANA
ROW 9		27	1:15.723 460 Simon GATES	1:15.634 26 333 Andrew HOUGHTON
ROW 8	24	1:15.154 70 Frankie STENNETT	1:15.138 23 30 Alex PENRICE	1:15.007 22 34 Ben CHEESEMAN
ROW 7		21	1:14.931 129 Cecil DINSMORE	1:14.667 20 4 Remi MATUZAS
ROW 6	18	1:13.951 63 Matthew WREN	1:13.935 17 79 Jason BURRILL	1:13.167 16 224 Lee HEALEY
ROW 5		15	1:13.112 28 Louis O'REGAN	1:12.913 14 37 Clayton GROVER
ROW 4	12	1:12.651 57 Scott FORBES-COWDRY	1:12.615 11 91 Chris TAYLOR	1:12.523 10 17 Phil BAKER
ROW 3		9	1:12.276 223 Rafal KISYK	1:11.827 8 77 Thomas BENSTED
ROW 2	6	1:11.197 134 Don GILBERT	1:10.999 5 21 Jack CROUCHER	1:10.896 4 71 Jon RAILTON
ROW 1		3	1:10.676 53 Seamus McGLYNN	1:10.220 2 26 Josh WAINWRIGHT
		1	1:10.205 48 Nicky WILSON	
Pole				

Donington Park National: 1.9790 miles

These results are provisional until the conclusion of any judicial and technical matters.

Clerk Of Course :	Stewards :	Timekeeper : Richard Evans
-------------------	------------	----------------------------

Results can be found at www.tsl-timing.com

Printed - 12:53 Saturday, 03 June 2023





BMCRC - MRO Championships 2023 - Rnd 4 @ Donington Park

Reactive Parts MRO Powerbikes inc Clubman 1000

RACE 3 - CLASSIFICATION



POS	NO	CL	PIC NAME	ENTRY	LAPS	TIME	GAP	DIFF	MPH	BEST	ON
1	26		1 Josh WAINWRIGHT	Honda CBR1000RR - JW MOT Centre	14	16:35.322			100.07	1:09.881	7
2	48		2 Nicky WILSON	Suzuki GSXR 1000 - Demon GP/Haslemere Motorcy	14	16:41.849	6.527	6.527	99.42	1:10.049	2
3	71		3 Jon RAILTON	Ducati Panigale V2 -	14	16:52.032	16.710	10.183	98.42	1:10.607	6
4	188		4 Dawid KRAWIECKI	Yamaha R1 - Code Blue LTD & D A East Electrical	14	16:52.535	17.213	0.503	98.37	1:11.390	5
5	21		5 Jack CROUCHER	Kawasaki ZX10R - Trendy lofts / croucher carpentry ,	14	16:53.491	18.169	0.956	98.28	1:11.539	2
6	17		6 Phil BAKER	BMW S1000RR - Ashford Accident Repair Centre	14	16:57.035	21.713	3.544	97.94	1:11.535	5
7	88		7 Scott HALLIDAY	Yamaha R1 -	14	17:02.994	27.672	5.959	97.36	1:11.290	12
8	77	C	1 Thomas BENSTED	Yamaha R1 - Significant Debt Racing	14	17:03.254	27.932	0.260	97.34	1:11.758	5
9	53		8 Seamus McGLYNN	Yamaha R1 - S and D Build and Design Ltd	14	17:03.503	28.181	0.249	97.32	1:11.575	2
10	223	C	2 Rafal KISYK	Suzuki GSXR-1000 -	14	17:03.937	28.615	0.434	97.27	1:11.824	8
11	37	C	3 Clayton GROVER	Yamaha R1 - Grover stunts	14	17:05.196	29.874	1.259	97.16	1:11.809	8
12	134		9 Don GILBERT	Suzuki GSXR -	14	17:07.555	32.233	2.359	96.93	1:11.555	9
13	23	C	4 Harry HINCHCLIFFE	Kawasaki ZX10R GEN 4 -	14	17:09.481	34.159	1.926	96.75	1:12.257	4
14	2		10 Peter BAKER	Kawasaki ZX10R - TJ & Peter Baker M/C	14	17:09.805	34.483	0.324	96.72	1:11.887	11
15	57	C	5 Scott FORBES-COWDRY	Kawasaki ZX10R - Lincolnshire Landscaping Servici	14	17:10.092	34.770	0.287	96.69	1:12.190	11
16	224	C	6 Lee HEALEY	Suzuki GSXR 1000R - Wilvin UK Ltd / Uniq3 Project	14	17:10.658	35.336	0.566	96.64	1:12.401	5
17	91	C	7 Chris TAYLOR	BMW S1000RR - Cam Civils and Landscaping LTD	14	17:22.307	46.985	11.649	95.56	1:12.367	5
18	30	C	8 Alex PENRICE	Yamaha R1 - AP Motorcycles	14	17:30.033	54.711	7.726	94.86	1:13.795	12
19	4	C	9 Remi MATUZAS	Yamaha R1 - B Interiors	14	17:32.574	57.252	2.541	94.63	1:13.724	10
20	28		11 Louis O'REGAN	Aprilia RSV4 - Leiker exhausts	14	17:41.726	1:06.404	9.152	93.81	1:13.558	2
21	63		12 Matthew WREN	Suzuki GSXR - TBR Performance	14	17:46.786	1:11.464	5.060	93.37	1:14.401	10
22	100	C	10 Anthony HUNTER	Kawasaki ZX10R -	14	17:47.113	1:11.791	0.327	93.34	1:13.419	9
23	41		13 Colin THOMPSON	Suzuki GSXR1000 - Grp Motorsport	13	16:38.837	1 Lap	1 Lap	92.59	1:15.281	6
24	333		14 Andrew HOUGHTON	BMW S1000RR - Bahnstormer BMW	13	16:43.323	1 Lap	4.486	92.17	1:15.419	10
25	7		15 Seb JENKINS	Suzuki GSXR1000 -	13	16:44.523	1 Lap	1.200	92.06	1:15.190	11
26	460	C	11 Simon GATES	Yamaha YZF R1 - T.A Roden LTD / Canine Plus Hyc	13	16:51.750	1 Lap	7.227	91.40	1:16.515	8
27	34	C	12 Ben CHEESEMAN	Kawasaki ZX10RR - BCH Services Kent Ltd	13	16:52.564	1 Lap	0.814	91.33	1:16.343	2
28	175		16 Arlindo PESTANA	BMW S1000RR - Pep's racing	13	16:54.328	1 Lap	1.764	91.17	1:16.296	12
29	10		17 Daniel MERCER	Honda CBR1000RR - McLovin Racing	13	16:56.687	1 Lap	2.359	90.96	1:16.670	7
30	261	C	13 Roberto DI GREGORIO	Ducati 899 Panigale - Physio Healthy	13	17:34.773	1 Lap	38.086	87.68	1:19.145	6

NOT CLASSIFIED

DNF	49		Luke WALLINGTON	Triumph 765 - Elmech Racing	13	15:39.436	1 Lap		98.44	1:10.741	9
DNF	79		Jason BURRILL	BMW M1000RR -	10	13:10.881	4 Laps	3 Laps	89.91	1:13.634	7
DNF	66	C	Stephen HARVEY	Kawasaki ZX10 -	9	12:21.953	5 Laps	1 Lap	86.23	1:20.147	6
DNF	274		Stewart LATIMER	Suzuki GSXR1000 R - Fat Bloke Racing RR	9	13:03.303	5 Laps	41.350	81.68	1:23.963	4
DNF	78	C	Jamie THOMAS	Suzuki GSXR 1000 - Team RubyRacing DART Moto	7	8:53.951	7 Laps	2 Laps	93.14	1:13.605	2
DNF	281	C	Daniel FARLEY	Suzuki GSXR - F-TECH FIRE & ELECTRICAL LTD	6	8:09.751	8 Laps	1 Lap	87.00	1:18.332	3
DNF	70		Frankie STENNETT	Kawasaki ZX10-RR - Thepeoplesbike.com	1	1:26.722	13 Laps	5 Laps	80.58		

FASTEST LAP

26			Josh WAINWRIGHT	Honda CBR1000RR - JW MOT Centre	7	1:09.881		101.95 mph		164.07 kph	
77	C		Thomas BENSTED	Yamaha R1 - Significant Debt Racing	5	1:11.758		99.28 mph		159.78 kph	

#26 - No working transponder, please fix for your next race.

Class - 92.5% of Race Speed = 92.56 mph
Class C - 92.5% of Race Speed = 90.03 mph

Weather / Track : Bright / Dry

These results are provisional until the conclusion of any judicial and technical matters.

Race Distance: 14 Laps / 27.70 miles

Donington Park National: 1.9790 miles

Date: 04/06/2023 Start: 10:02 Finish: 10:19

Clerk Of Course :	Stewards :	Timekeeper : Richard Evans
-------------------	------------	----------------------------

Results can be found at www.tsl-timing.com

Printed - 10:21 Sunday, 04 June 2023



BMCRC - MRO Championships 2023 - Rnd 4 @ Donington Park

Reactive Parts MRO Powerbikes inc Clubman 1000

RACE 3 - LAP CHART

LAP 1 @ 10:03:41.828		
NO	BEHIND	LAP TIME

26		1:14.756
48	0.416	1:15.172
53	1.140	1:15.896
71	1.733	1:16.489
21	1.752	1:16.508
188	2.002	1:16.758
17	2.370	1:17.126
77	2.911	1:17.667
37	3.425	1:18.181
223	3.444	1:18.200
23	3.666	1:18.422
91	4.039	1:18.795
57	4.936	1:19.692
49	5.060	1:19.816
224	5.177	1:19.933
78	5.693	1:20.449
28	6.279	1:21.035
2	7.982	1:22.738
30	8.385	1:23.141
34	8.563	1:23.319
88	8.813	1:23.569
63	9.333	1:24.089
134	10.041	1:24.797
4	10.125	1:24.881
79	10.173	1:24.929
41	10.454	1:25.210
460	10.634	1:25.390
10	11.340	1:26.096
70	11.966	1:26.722
7	12.077	1:26.833
100	12.226	1:26.982
333	12.649	1:27.405
175	13.477	1:28.233
281	14.121	1:28.877
66	15.059	1:29.815
261	15.590	1:30.346
274	18.651	1:33.407

LAP 2 @ 10:04:51.944		
NO	BEHIND	LAP TIME

26		1:10.116
48	0.349	1:10.049
53	2.599	1:11.575
71	2.938	1:11.321
21	3.175	1:11.539
188	3.585	1:11.699
17	3.965	1:11.711
77	5.117	1:12.322
223	5.915	1:12.587
23	6.451	1:12.901
37	7.164	1:13.855
91	7.439	1:13.516
49	7.558	1:12.614
57	8.381	1:13.561
224	8.840	1:13.779
78	9.182	1:13.605
28	9.721	1:13.558
2	10.638	1:12.772
88	11.218	1:12.521
30	13.356	1:15.087
134	14.067	1:14.142
34	14.790	1:16.343
4	14.905	1:14.896

63	15.709	1:16.492
79	16.441	1:16.384
41	16.968	1:16.630
460	17.118	1:16.600
7	17.840	1:15.879
333	19.293	1:16.760
100	19.836	1:17.726
10	19.992	1:18.768
175	20.507	1:17.146
281	22.367	1:18.362
66	26.060	1:21.117
261	26.219	1:20.745
274	35.041	1:26.506

LAP 3 @ 10:06:02.260		
NO	BEHIND	LAP TIME

26		1:10.316
48	0.477	1:10.444
21	5.075	1:12.216
71	5.161	1:12.539
53	5.281	1:12.998
188	5.540	1:12.271
17	5.670	1:12.021
77	7.188	1:12.387
223	8.454	1:12.855
23	8.842	1:12.707
37	8.990	1:12.142
49	9.336	1:12.094
91	10.030	1:12.907
224	11.736	1:13.212
57	11.919	1:13.854
78	12.677	1:13.811
28	13.797	1:14.392
88	13.887	1:12.985
2	13.988	1:13.666
134	17.677	1:13.926
30	18.211	1:15.171
4	19.247	1:14.658
63	22.949	1:17.556
34	23.265	1:18.791
79	23.456	1:17.331
41	23.617	1:16.965
460	23.750	1:16.948
7	24.091	1:16.567
100	24.626	1:15.106
333	25.410	1:16.433
175	27.028	1:16.837
10	27.508	1:17.832
281	30.383	1:18.332
261	36.135	1:20.232
66	37.229	1:21.485
274	49.565	1:24.840

LAP 4 @ 10:07:13.160		
NO	BEHIND	LAP TIME

48		1:10.423
26	0.084	1:10.984
71	5.614	1:11.353
21	6.205	1:12.030
188	6.992	1:12.352
53	7.767	1:13.386
17	8.091	1:13.321
77	8.962	1:12.674
223	9.929	1:12.375
23	10.199	1:12.257

49	10.668	1:12.232
37	10.833	1:12.743
91	11.749	1:12.619
224	13.712	1:12.876
57	14.172	1:13.153
88	15.472	1:12.485
78	15.703	1:13.926
2	16.023	1:12.935
28	16.945	1:14.048
134	19.447	1:12.670
30	21.911	1:14.600
4	22.379	1:14.032
63	27.168	1:15.119
34	29.825	1:17.460
41	30.029	1:17.312
79	30.252	1:17.696
7	30.761	1:17.570
100	31.070	1:17.344
460	31.383	1:18.533
333	31.763	1:17.253
175	32.568	1:16.440
10	33.723	1:17.115
281	38.748	1:19.265
261	44.589	1:19.354
66	47.717	1:21.388
274	1:02.628	1:23.963

LAP 5 @ 10:08:23.455		
NO	BEHIND	LAP TIME

48		1:10.295
26	0.468	1:10.679
71	6.179	1:10.860
21	7.484	1:11.574
188	8.087	1:11.390
53	9.102	1:11.630
17	9.331	1:11.535
77	10.425	1:11.758
223	11.818	1:12.184
49	12.365	1:11.992
37	13.228	1:12.690
23	13.607	1:13.703
91	13.821	1:12.367
224	15.818	1:12.401
57	16.245	1:12.368
88	16.849	1:11.672
2	18.173	1:12.445
78	19.229	1:13.821
28	20.426	1:13.776
134	20.759	1:11.607
30	25.978	1:14.362
4	26.190	1:14.106
63	31.668	1:14.795
41	35.821	1:16.087
34	37.596	1:18.066
100	37.723	1:16.948
7	37.992	1:17.526
460	38.367	1:17.279
333	38.603	1:17.135
175	39.407	1:17.134
10	40.550	1:17.122
79	46.354	1:26.397
281	48.240	1:19.787
261	54.107	1:19.813
66	58.960	1:21.538

LAP 6 @ 10:09:33.770		
NO	BEHIND	LAP TIME

48		1:10.315
26	0.389	1:10.236
274	1 Lap	1:24.180
71	6.471	1:10.607
21	9.177	1:12.008
188	9.443	1:11.671
17	10.830	1:11.814
53	11.594	1:12.807
77	12.149	1:12.039
49	13.707	1:11.657
223	14.030	1:12.527
37	15.320	1:12.407
23	16.387	1:13.095
91	16.531	1:13.025
224	17.940	1:12.437
88	18.306	1:11.772
57	18.778	1:12.848
2	20.801	1:12.943
134	23.345	1:12.901
78	23.474	1:14.560
28	24.591	1:14.480
30	30.026	1:14.363
4	30.605	1:14.730
63	36.803	1:15.450
41	40.787	1:15.281
100	42.300	1:14.892
34	44.827	1:17.546
333	44.908	1:16.620
7	45.257	1:17.580
460	45.536	1:17.484
175	46.155	1:17.063
10	47.033	1:16.798
79	52.577	1:16.538
261	1:02.937	1:19.145
281	1:03.053	1:25.128 P
66	1:08.792	1:20.147

LAP 7 @ 10:10:43.878		
NO	BEHIND	LAP TIME

48		1:10.108
26	0.162	1:09.881
71	7.330	1:10.967
21	11.360	1:12.291
188	11.612	1:12.277
17	12.665	1:11.943
53	14.420	1:12.934
49	15.448	1:11.849
77	15.766	1:13.725
223	16.841	1:12.919
37	17.673	1:12.461
23	19.075	1:12.796
91	19.654	1:13.231
88	20.216	1:12.018
224	20.356	1:12.524
274	1 Lap	1:25.612
57	21.722	1:13.052
2	23.698	1:13.005
134	25.301	1:12.064
28	29.571	1:15.088
30	34.197	1:14.279
4	34.880	1:14.383
78	37.145	1:23.779 P
63	41.500	1:14.805

41	45.992	1:15.313
100	46.215	1:14.023
333	51.163	1:16.363
34	51.426	1:16.707
7	51.718	1:16.569
460	52.267	1:16.839
10	53.595	1:16.670
175	54.243	1:18.196
79	56.103	1:13.634

LAP 8 @ 10:11:54.193		
NO	BEHIND	LAP TIME

48		1:10.315
26	0.224	1:10.377
261	1 Lap	1:19.432
71	7.992	1:10.977
66	1 Lap	1:21.734
21	12.634	1:11.589
188	13.123	1:11.826
17	14.131	1:11.781
49	16.134	1:11.001
53	16.873	1:12.768
77	17.458	1:12.007
223	18.350	1:11.824
37	19.167	1:11.809
23	21.406	1:12.646
88	21.691	1:11.790
91	23.270	1:13.931
57	23.652	1:12.245
224	23.824	1:13.783
2	25.958	1:12.575
134	26.874	1:11.888
28	36.136	1:16.880
274	1 Lap	1:25.748
30	38.225	1:14.343
4	38.510	1:13.945
63	46.132	1:14.947
100	49.885	1:13.985
41	51.182	1:15.505
333	56.553	1:15.705
34	57.966	1:16.855
460	58.467	1:16.515
7	58.659	1:17.256
10	1:00.489	1:17.209
175	1:01.724	1:17.796
79	1:06.600	1:20.812

LAP 9 @ 10:13:05.088		
NO	BEHIND	LAP TIME

26		1:10.671
48	0.098	1:10.993
71	8.815	1:11.718
261	1 Lap	1:19.907
21	13.725	1:11.986
188	14.128	1:11.900
17	15.392	1:12.156
49	15.980	1:10.741
77	19.502	1:12.939
53	19.583	1:13.605
37	20.773	1:12.501
66	1 Lap	1:21.745
223	20.975	1:13.520
88	23.288	1:12.492
23	23.945	1:13.434

BMCRC - MRO Championships 2023 - Rnd 4 @ Donington Park

Reactive Parts MRO Powerbikes inc Clubman 1000

RACE 3 - LAP CHART

224	26.398	1:13.469	77	23.549	1:13.884	188	16.165	1:11.667
91	26.911	1:14.536	37	23.756	1:12.608	21	16.896	1:12.117
2	27.303	1:12.240	53	24.437	1:13.401	17	20.386	1:12.474
134	27.534	1:11.555	223	25.487	1:13.915	77	25.857	1:12.810
30	41.887	1:14.557	88	25.601	1:12.528	88	26.575	1:12.974
4	42.344	1:14.729	23	28.070	1:13.093	37	26.795	1:13.768
28	43.046	1:17.805	261	1 Lap	1:19.455	53	26.942	1:13.671
63	50.356	1:15.119	57	28.892	1:12.190	223	27.633	1:12.915
274	1 Lap	1:25.956	224	29.737	1:12.603	134	32.513	1:13.475
100	52.409	1:13.419	134	29.759	1:12.077	23	32.669	1:14.222
41	56.303	1:16.016	2	30.038	1:11.887	2	33.353	1:13.794
333	1:01.391	1:15.733	91	34.415	1:14.669	57	33.645	1:14.871
7	1:04.688	1:16.924	30	47.690	1:14.019	224	34.610	1:15.639
34	1:04.874	1:17.803	4	47.799	1:13.808	91	42.200	1:15.741
460	1:05.139	1:17.567	28	52.577	1:16.480	261	1 Lap	1:20.718
10	1:06.552	1:16.958	63	58.285	1:15.605	30	51.994	1:13.799
175	1:07.636	1:16.807	100	58.619	1:14.303	4	53.631	1:14.897
			41	1:05.946	1:15.771	28	1:01.190	1:15.611
			333	1:10.192	1:15.459	63	1:07.466	1:15.894
						100	1:07.876	1:16.089

LAP 10 @ 10:14:15.864

NO	BEHIND	LAP TIME
----	--------	----------

26		1:10.776
48	0.670	1:11.348
79	1 Lap	1:16.938
71	10.068	1:12.029
21	14.810	1:11.861
188	15.140	1:11.788
49	16.665	1:11.461
17	17.152	1:12.536
261	1 Lap	1:20.536
77	20.966	1:12.240
53	22.337	1:13.530
37	22.449	1:12.452
223	22.873	1:12.674
88	24.374	1:11.862
23	26.278	1:13.109
57	28.003	1:12.642
224	28.435	1:12.813
134	28.983	1:12.225
2	29.452	1:12.925
91	31.047	1:14.912
66	1 Lap	1:22.984
30	44.972	1:13.861
4	45.292	1:13.724
28	47.398	1:15.128
63	53.981	1:14.401
100	55.617	1:13.984
41	1:01.476	1:15.949
333	1:06.034	1:15.419
7	1:09.808	1:15.896

LAP 11 @ 10:15:27.165

NO	BEHIND	LAP TIME
----	--------	----------

26		1:11.301
48	0.962	1:11.593
34	1 Lap	1:18.514
460	1 Lap	1:18.521
10	1 Lap	1:17.746
274	2 Laps	1:33.091 P
175	1 Lap	1:17.819
79	1 Lap	1:20.222 P
71	11.491	1:12.724
21	15.399	1:11.890
188	15.579	1:11.740
49	16.247	1:10.883
17	18.477	1:12.626

LAP 12 @ 10:16:38.040

NO	BEHIND	LAP TIME
----	--------	----------

26		1:10.875
7	1 Lap	1:15.190
48	5.655	1:15.568
34	1 Lap	1:16.833
460	1 Lap	1:16.712
10	1 Lap	1:17.431
175	1 Lap	1:17.120
71	13.811	1:13.195
49	16.745	1:11.373
188	16.913	1:12.209
21	17.194	1:12.670
17	20.327	1:12.725
37	25.442	1:12.561
77	25.462	1:12.788
53	25.686	1:12.124
88	26.016	1:11.290
223	27.133	1:12.521
23	30.862	1:13.667
57	31.189	1:13.172
224	31.386	1:12.524
134	31.453	1:12.569
2	31.974	1:12.811
261	1 Lap	1:20.390
91	38.874	1:15.334
30	50.610	1:13.795
4	51.149	1:14.225
28	57.994	1:16.292
63	1:03.987	1:16.577
100	1:04.202	1:16.458
41	1:11.577	1:16.506

LAP 13 @ 10:17:50.455

NO	BEHIND	LAP TIME
----	--------	----------

26		1:12.415
333	1 Lap	1:16.773
7	1 Lap	1:15.511
48	6.000	1:12.760
34	1 Lap	1:16.402
460	1 Lap	1:16.574
175	1 Lap	1:16.296
10	1 Lap	1:18.308
71	14.764	1:13.368
49	16.053	1:11.723

LAP 14 @ 10:19:02.394

NO	BEHIND	LAP TIME
----	--------	----------

26		1:11.939
41	1 Lap	1:16.292
48	6.527	1:12.466
333	1 Lap	1:16.265
7	1 Lap	1:15.222
460	1 Lap	1:16.788
71	16.710	1:13.885
188	17.213	1:12.987
34	1 Lap	1:17.925
21	18.169	1:13.212
175	1 Lap	1:17.441
10	1 Lap	1:18.634
17	21.713	1:13.266
88	27.672	1:13.036
77	27.932	1:14.014
53	28.181	1:13.178
223	28.615	1:12.921
37	29.874	1:15.018
134	32.233	1:11.659
23	34.159	1:13.429
2	34.483	1:13.069
57	34.770	1:13.064
224	35.336	1:12.665
91	46.985	1:16.724
30	54.711	1:14.656
4	57.252	1:15.560
261	1 Lap	1:24.700
28	1:06.404	1:17.153
63	1:11.464	1:15.937
100	1:11.791	1:15.854

BMCRC - MRO Championships 2023 - Rnd 4 @ Donington Park

Reactive Parts MRO Powerbikes inc Clubman 1000

RACE 3 - POSITION CHART

No	Name	Lap Pos	Lap													
			1	2	3	4	5	6	7	8	9	10	11	12	13	14
48	WILSON	1	26	26	26	48	48	48	48	48	26	26	26	26	26	26
26	WAINWRIGHT	2	48	48	48	26	26	26	26	26	48	48	48	48	48	48
53	McGLYNN	3	53	53	21	71	71	71	71	71	71	71	71	71	71	71
71	RAILTON	4	71	71	71	21	21	21	21	21	21	21	21	49	49	188
21	CROUCHER	5	21	21	53	188	188	188	188	188	188	188	188	188	188	21
134	GILBERT	6	188	188	188	53	53	17	17	17	17	49	49	21	21	17
188	KRAWIECKI	7	17	17	17	17	17	53	53	49	49	17	17	17	17	88
77	BENSTED	8	77	77	77	77	77	77	49	53	77	77	77	37	77	77
223	KISYK	9	37	223	223	223	223	49	77	77	53	53	37	77	88	53
17	BAKER	10	223	23	23	23	49	223	223	223	37	37	53	53	37	223
91	TAYLOR	11	23	37	37	49	37	37	37	37	223	223	223	88	53	37
57	FORBES-COWDRY	12	91	91	49	37	23	23	23	23	88	88	88	223	223	134
23	HINCHCLIFFE	13	57	49	91	91	91	91	91	88	23	23	23	23	134	23
37	GROVER	14	49	57	224	224	224	224	88	91	57	57	57	57	23	2
28	O'REGAN	15	224	224	57	57	57	88	224	57	224	224	224	224	2	57
224	HEALEY	16	78	78	78	88	88	57	57	224	91	134	134	134	57	224
79	BURRILL	17	28	28	28	78	2	2	2	2	2	2	2	2	224	91
63	WREN	18	2	2	88	2	78	134	134	134	134	91	91	91	91	30
78	THOMAS	19	30	88	2	28	28	78	28	28	30	30	30	30	30	4
4	MATUZAS	20	34	30	134	134	134	28	30	30	4	4	4	4	4	28
34	CHEESEMAN	21	88	134	30	30	30	30	4	4	28	28	28	28	28	63
30	PENRICE	22	63	34	4	4	4	4	78	63	63	63	63	63	63	100
70	STENNETT	23	134	4	63	63	63	63	63	100	100	100	100	100	100	100
41	THOMPSON	24	4	63	34	34	41	41	41	41	41	41	41	41	41	41
333	HOUGHTON	25	79	79	79	41	34	100	100	333	333	333	333	333	333	333
460	GATES	26	41	41	41	79	100	34	333	34	7	7	7	7	7	7
175	PESTANA	27	460	460	460	7	7	333	34	460	34	34	34	34	460	460
10	MERCER	28	10	7	7	100	460	7	7	7	460	460	460	460	34	34
281	FARLEY	29	70	333	100	460	333	460	460	10	10	10	10	175	175	175
261	DI GREGORIO	30	7	100	333	333	175	175	10	175	175	175	175	10	10	10
66	HARVEY	31	100	10	175	175	10	10	175	79	79	79	261	261	261	261
274	LATIMER	32	333	175	10	10	79	79	79	261	261	261				
49	WALLINGTON	33	175	281	281	281	281	281	261	261	66	66				
2	BAKER	34	281	66	261	261	261	281	66	274	274					
88	HALLIDAY	35	66	261	66	66	66	66	274							
100	HUNTER	36	261	274	274	274	274	274								
7	JENKINS	37	274													

BMCRC - MRO Championships 2023 - Rnd 4 @ Donington Park

Reactive Parts MRO Powerbikes inc Clubman 1000

RACE 3 - SECTOR ANALYSIS



SECTOR 1 = FL to I1, SECTOR 2 = I1 to FL, DIFF = Difference To Personal Best Lap, P = Crossed Finish Line in Pit Lane, D = Time Disallowed

P1 26		Josh WAINWRIGHT		Honda CBR1000RR - JW MOT Centre		
IDEAL LAP TIME :		BEST LAP TIME : 1:09.881		DIFFERENCE :		
LAP	SECTOR 1	SECTOR 2	LAP TIME	MPH	DIFF	TIME OF DAY
1 -			1:14.756	95.30	4.875	10:03:41.828
2 -			1:10.116 (2)	101.61	0.235	10:04:51.944
3 -			1:10.316	101.32	0.435	10:06:02.260
4 -			1:10.984	100.36	1.103	10:07:13.244
5 -			1:10.679	100.80	0.798	10:08:23.923
6 -			1:10.236 (3)	101.43	0.355	10:09:34.159
7 -			1:09.881 (1)	101.95		10:10:44.040
8 -			1:10.377	101.23	0.496	10:11:54.417
9 -			1:10.671	100.81	0.790	10:13:05.088
10 -			1:10.776	100.66	0.895	10:14:15.864
11 -			1:11.301	99.92	1.420	10:15:27.165
12 -			1:10.875	100.52	0.994	10:16:38.040
13 -			1:12.415	98.38	2.534	10:17:50.455
14 -			1:11.939	99.03	2.058	10:19:02.394

P2 48		Nicky WILSON		Suzuki GSXR 1000 - Demon GP/Haslemere Motorcycles		
IDEAL LAP TIME : 1:09.779		BEST LAP TIME : 1:10.049		DIFFERENCE : 0.270		
LAP	SECTOR 1	SECTOR 2	LAP TIME	MPH	DIFF	TIME OF DAY
1 -		24.563	1:15.172	94.77	5.123	10:03:42.244
2 -	45.822	24.227	1:10.049 (1)	101.70		10:04:52.293
3 -	46.141	24.303	1:10.444	101.13	0.395	10:06:02.737
4 -	45.751	24.672	1:10.423	101.16	0.374	10:07:13.160
5 -	45.698	24.597	1:10.295 (3)	101.35	0.246	10:08:23.455
6 -	45.815	24.500	1:10.315	101.32	0.266	10:09:33.770
7 -	45.552	24.556	1:10.108 (2)	101.62	0.059	10:10:43.878
8 -	45.935	24.380	1:10.315	101.32	0.266	10:11:54.193
9 -	45.933	25.060	1:10.993	100.35	0.944	10:13:05.186
10 -	46.557	24.791	1:11.348	99.85	1.299	10:14:16.534
11 -	46.473	25.120	1:11.593	99.51	1.544	10:15:28.127
12 -	46.281	29.287	1:15.568	94.28	5.519	10:16:43.695
13 -	47.359	25.401	1:12.760	97.91	2.711	10:17:56.455
14 -	47.270	25.196	1:12.466	98.31	2.417	10:19:08.921

P3 71		Jon RAILTON		Ducati Panigale V2 -		
IDEAL LAP TIME : 1:10.595		BEST LAP TIME : 1:10.607		DIFFERENCE : 0.012		
LAP	SECTOR 1	SECTOR 2	LAP TIME	MPH	DIFF	TIME OF DAY
1 -		25.247	1:16.489	93.14	5.882	10:03:43.561
2 -	46.322	24.999	1:11.321	99.89	0.714	10:04:54.882
3 -	47.034	25.505	1:12.539	98.21	1.932	10:06:07.421
4 -	46.502	24.851	1:11.353	99.85	0.746	10:07:18.774
5 -	45.994	24.866	1:10.860 (2)	100.54	0.253	10:08:29.634
6 -	45.744	24.863	1:10.607 (1)	100.90		10:09:40.241
7 -	46.078	24.889	1:10.967 (3)	100.39	0.360	10:10:51.208
8 -	45.999	24.978	1:10.977	100.37	0.370	10:12:02.185
9 -	46.394	25.324	1:11.718	99.34	1.111	10:13:13.903
10 -	46.697	25.332	1:12.029	98.91	1.422	10:14:25.932
11 -	46.770	25.954	1:12.724	97.96	2.117	10:15:38.656
12 -	47.559	25.636	1:13.195	97.33	2.588	10:16:51.851
13 -	47.649	25.719	1:13.368	97.10	2.761	10:18:05.219
14 -	47.750	26.135	1:13.885	96.42	3.278	10:19:19.104

BMCRC - MRO Championships 2023 - Rnd 4 @ Donington Park

Reactive Parts MRO Powerbikes inc Clubman 1000

RACE 3 - SECTOR ANALYSIS



SECTOR 1 = FL to I1, SECTOR 2 = I1 to FL, DIFF = Difference To Personal Best Lap, P = Crossed Finish Line in Pit Lane, D = Time Disallowed

P4 188		Dawid KRAWIECKI		Yamaha R1 - Code Blue LTD & D A East Electrical		
IDEAL LAP TIME : 1:11.117		BEST LAP TIME : 1:11.390		DIFFERENCE : 0.273		
LAP	SECTOR 1	SECTOR 2	LAP TIME	MPH	DIFF	TIME OF DAY
1 -		25.410	1:16.758	92.81	5.368	10:03:43.830
2 -	46.907	24.792	1:11.699	99.36	0.309	10:04:55.529
3 -	46.846	25.425	1:12.271	98.58	0.881	10:06:07.800
4 -	47.363	24.989	1:12.352	98.47	0.962	10:07:20.152
5 -	46.452	24.938	1:11.390 (1)	99.79		10:08:31.542
6 -	46.621	25.050	1:11.671 (3)	99.40	0.281	10:09:43.213
7 -	47.315	24.962	1:12.277	98.57	0.887	10:10:55.490
8 -	46.771	25.055	1:11.826	99.19	0.436	10:12:07.316
9 -	47.043	24.857	1:11.900	99.09	0.510	10:13:19.216
10 -	46.897	24.891	1:11.788	99.24	0.398	10:14:31.004
11 -	47.075	24.665	1:11.740	99.31	0.350	10:15:42.744
12 -	47.169	25.040	1:12.209	98.66	0.819	10:16:54.953
13 -	46.627	25.040	1:11.667 (2)	99.41	0.277	10:18:06.620
14 -	47.669	25.318	1:12.987	97.61	1.597	10:19:19.607

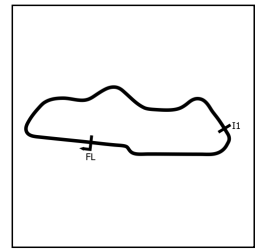
P5 21		Jack CROUCHER		Kawasaki ZX10R - Trendy lofts / croucher carpentry / palmer per		
IDEAL LAP TIME : 1:11.385		BEST LAP TIME : 1:11.539		DIFFERENCE : 0.154		
LAP	SECTOR 1	SECTOR 2	LAP TIME	MPH	DIFF	TIME OF DAY
1 -		25.015	1:16.508	93.12	4.969	10:03:43.580
2 -	46.637	24.902	1:11.539 (1)	99.59		10:04:55.119
3 -	47.136	25.080	1:12.216	98.65	0.677	10:06:07.335
4 -	47.097	24.933	1:12.030	98.91	0.491	10:07:19.365
5 -	46.773	24.801	1:11.574 (2)	99.54	0.035	10:08:30.939
6 -	47.069	24.939	1:12.008	98.94	0.469	10:09:42.947
7 -	47.412	24.879	1:12.291	98.55	0.752	10:10:55.238
8 -	46.691	24.898	1:11.589 (3)	99.52	0.050	10:12:06.827
9 -	47.238	24.748	1:11.986	98.97	0.447	10:13:18.813
10 -	46.982	24.879	1:11.861	99.14	0.322	10:14:30.674
11 -	47.086	24.804	1:11.890	99.10	0.351	10:15:42.564
12 -	47.596	25.074	1:12.670	98.04	1.131	10:16:55.234
13 -	46.988	25.129	1:12.117	98.79	0.578	10:18:07.351
14 -	47.820	25.392	1:13.212	97.31	1.673	10:19:20.563

P6 17		Phil BAKER		BMW S1000RR - Ashford Accident Repair Centre		
IDEAL LAP TIME : 1:11.380		BEST LAP TIME : 1:11.535		DIFFERENCE : 0.155		
LAP	SECTOR 1	SECTOR 2	LAP TIME	MPH	DIFF	TIME OF DAY
1 -		25.400	1:17.126	92.37	5.591	10:03:44.198
2 -	46.914	24.797	1:11.711 (2)	99.35	0.176	10:04:55.909
3 -	46.827	25.194	1:12.021	98.92	0.486	10:06:07.930
4 -	47.956	25.365	1:13.321	97.17	1.786	10:07:21.251
5 -	46.583	24.952	1:11.535 (1)	99.59		10:08:32.786
6 -	46.773	25.041	1:11.814	99.20	0.279	10:09:44.600
7 -	46.973	24.970	1:11.943	99.03	0.408	10:10:56.543
8 -	46.874	24.907	1:11.781 (3)	99.25	0.246	10:12:08.324
9 -	47.238	24.918	1:12.156	98.73	0.621	10:13:20.480
10 -	47.614	24.922	1:12.536	98.22	1.001	10:14:33.016
11 -	47.497	25.129	1:12.626	98.10	1.091	10:15:45.642
12 -	47.584	25.141	1:12.725	97.96	1.190	10:16:58.367
13 -	47.347	25.127	1:12.474	98.30	0.939	10:18:10.841
14 -	47.709	25.557	1:13.266	97.24	1.731	10:19:24.107

BMCRC - MRO Championships 2023 - Rnd 4 @ Donington Park

Reactive Parts MRO Powerbikes inc Clubman 1000

RACE 3 - SECTOR ANALYSIS



SECTOR 1 = FL to I1, SECTOR 2 = I1 to FL, DIFF = Difference To Personal Best Lap, P = Crossed Finish Line in Pit Lane, D = Time Disallowed

P7 88		Scott HALLIDAY		Yamaha R1 -		
IDEAL LAP TIME : 1:11.252		BEST LAP TIME : 1:11.290		DIFFERENCE : 0.038		
LAP	SECTOR 1	SECTOR 2	LAP TIME	MPH	DIFF	TIME OF DAY
1 -		25.887	1:23.569	85.25	12.279	10:03:50.641
2 -	47.671	24.850	1:12.521	98.24	1.231	10:05:03.162
3 -	47.606	25.379	1:12.985	97.61	1.695	10:06:16.147
4 -	47.578	24.907	1:12.485	98.29	1.195	10:07:28.632
5 -	46.764	24.908	1:11.672 (2)	99.40	0.382	10:08:40.304
6 -	46.845	24.927	1:11.772 (3)	99.26	0.482	10:09:52.076
7 -	46.827	25.191	1:12.018	98.92	0.728	10:11:04.094
8 -	46.884	24.906	1:11.790	99.24	0.500	10:12:15.884
9 -	47.520	24.972	1:12.492	98.28	1.202	10:13:28.376
10 -	47.063	24.799	1:11.862	99.14	0.572	10:14:40.238
11 -	47.642	24.886	1:12.528	98.23	1.238	10:15:52.766
12 -	46.453	24.837	1:11.290 (1)	99.93		10:17:04.056
13 -	48.122	24.852	1:12.974	97.63	1.684	10:18:17.030
14 -	47.570	25.466	1:13.036	97.54	1.746	10:19:30.066

P8 77 C		Thomas BENSTED		Yamaha R1 - Significant Debt Racing		
IDEAL LAP TIME : 1:11.671		BEST LAP TIME : 1:11.758		DIFFERENCE : 0.087		
LAP	SECTOR 1	SECTOR 2	LAP TIME	MPH	DIFF	TIME OF DAY
1 -		25.503	1:17.667	91.73	5.909	10:03:44.739
2 -	47.194	25.128	1:12.322	98.51	0.564	10:04:57.061
3 -	47.123	25.264	1:12.387	98.42	0.629	10:06:09.448
4 -	47.342	25.332	1:12.674	98.03	0.916	10:07:22.122
5 -	46.705	25.053	1:11.758 (1)	99.28		10:08:33.880
6 -	47.007	25.032	1:12.039 (3)	98.89	0.281	10:09:45.919
7 -	48.230	25.495	1:13.725	96.63	1.967	10:10:59.644
8 -	47.041	24.966	1:12.007 (2)	98.94	0.249	10:12:11.651
9 -	47.483	25.456	1:12.939	97.67	1.181	10:13:24.590
10 -	47.061	25.179	1:12.240	98.62	0.482	10:14:36.830
11 -	48.574	25.310	1:13.884	96.43	2.126	10:15:50.714
12 -	47.316	25.472	1:12.788	97.88	1.030	10:17:03.502
13 -	47.499	25.311	1:12.810	97.85	1.052	10:18:16.312
14 -	48.620	25.394	1:14.014	96.26	2.256	10:19:30.326

P9 53		Seamus McGLYNN		Yamaha R1 - S and D Build and Design Ltd		
IDEAL LAP TIME : 1:11.547		BEST LAP TIME : 1:11.575		DIFFERENCE : 0.028		
LAP	SECTOR 1	SECTOR 2	LAP TIME	MPH	DIFF	TIME OF DAY
1 -		25.023	1:15.896	93.87	4.321	10:03:42.968
2 -	46.555	25.020	1:11.575 (1)	99.54		10:04:54.543
3 -	47.310	25.688	1:12.998	97.60	1.423	10:06:07.541
4 -	48.193	25.193	1:13.386	97.08	1.811	10:07:20.927
5 -	46.638	24.992	1:11.630 (2)	99.46	0.055	10:08:32.557
6 -	47.610	25.197	1:12.807	97.85	1.232	10:09:45.364
7 -	47.581	25.353	1:12.934	97.68	1.359	10:10:58.298
8 -	47.598	25.170	1:12.768	97.90	1.193	10:12:11.066
9 -	47.893	25.712	1:13.605	96.79	2.030	10:13:24.671
10 -	48.075	25.455	1:13.530	96.89	1.955	10:14:38.201
11 -	48.310	25.091	1:13.401	97.06	1.826	10:15:51.602
12 -	47.094	25.030	1:12.124 (3)	98.78	0.549	10:17:03.726
13 -	48.662	25.009	1:13.671	96.70	2.096	10:18:17.397
14 -	47.871	25.307	1:13.178	97.36	1.603	10:19:30.575

BMCRC - MRO Championships 2023 - Rnd 4 @ Donington Park

Reactive Parts MRO Powerbikes inc Clubman 1000

RACE 3 - SECTOR ANALYSIS



SECTOR 1 = FL to I1, SECTOR 2 = I1 to FL, DIFF = Difference To Personal Best Lap, P = Crossed Finish Line in Pit Lane, D = Time Disallowed

P10 223 C		Rafal KISYK		Suzuki GSXR-1000 -		
IDEAL LAP TIME : 1:11.738		BEST LAP TIME : 1:11.824		DIFFERENCE : 0.086		
LAP	SECTOR 1	SECTOR 2	LAP TIME	MPH	DIFF	TIME OF DAY
1 -		25.602	1:18.200	91.10	6.376	10:03:45.272
2 -	47.537	25.050	1:12.587	98.15	0.763	10:04:57.859
3 -	47.537	25.318	1:12.855	97.79	1.031	10:06:10.714
4 -	47.171	25.204	1:12.375 (3)	98.44	0.551	10:07:23.089
5 -	47.211	24.973	1:12.184 (2)	98.70	0.360	10:08:35.273
6 -	47.173	25.354	1:12.527	98.23	0.703	10:09:47.800
7 -	47.745	25.174	1:12.919	97.70	1.095	10:11:00.719
8 -	46.782	25.042	1:11.824 (1)	99.19		10:12:12.543
9 -	48.221	25.299	1:13.520	96.90	1.696	10:13:26.063
10 -	47.353	25.321	1:12.674	98.03	0.850	10:14:38.737
11 -	48.706	25.209	1:13.915	96.38	2.091	10:15:52.652
12 -	47.565	24.956	1:12.521	98.24	0.697	10:17:05.173
13 -	47.644	25.271	1:12.915	97.71	1.091	10:18:18.088
14 -	47.613	25.308	1:12.921	97.70	1.097	10:19:31.009

P11 37 C		Clayton GROVER		Yamaha R1 - Grover stunts		
IDEAL LAP TIME : 1:11.472		BEST LAP TIME : 1:11.809		DIFFERENCE : 0.337		
LAP	SECTOR 1	SECTOR 2	LAP TIME	MPH	DIFF	TIME OF DAY
1 -		25.433	1:18.181	91.12	6.372	10:03:45.253
2 -	47.292	26.563	1:13.855	96.46	2.046	10:04:59.108
3 -	47.174	24.968	1:12.142 (2)	98.75	0.333	10:06:11.250
4 -	47.580	25.163	1:12.743	97.94	0.934	10:07:23.993
5 -	47.351	25.339	1:12.690	98.01	0.881	10:08:36.683
6 -	47.106	25.301	1:12.407 (3)	98.39	0.598	10:09:49.090
7 -	46.894	25.567	1:12.461	98.32	0.652	10:11:01.551
8 -	46.504	25.305	1:11.809 (1)	99.21		10:12:13.360
9 -	47.026	25.475	1:12.501	98.26	0.692	10:13:25.861
10 -	47.227	25.225	1:12.452	98.33	0.643	10:14:38.313
11 -	47.510	25.098	1:12.608	98.12	0.799	10:15:50.921
12 -	47.441	25.120	1:12.561	98.18	0.752	10:17:03.482
13 -	48.368	25.400	1:13.768	96.58	1.959	10:18:17.250
14 -	47.746	27.272	1:15.018	94.97	3.209	10:19:32.268

P12 134		Don GILBERT		Suzuki GSXR -		
IDEAL LAP TIME : 1:11.229		BEST LAP TIME : 1:11.555		DIFFERENCE : 0.326		
LAP	SECTOR 1	SECTOR 2	LAP TIME	MPH	DIFF	TIME OF DAY
1 -		26.444	1:24.797	84.01	13.242	10:03:51.869
2 -	48.682	25.460	1:14.142	96.09	2.587	10:05:06.011
3 -	48.714	25.212	1:13.926	96.37	2.371	10:06:19.937
4 -	47.628	25.042	1:12.670	98.04	1.115	10:07:32.607
5 -	46.873	24.734	1:11.607 (2)	99.49	0.052	10:08:44.214
6 -	47.810	25.091	1:12.901	97.73	1.346	10:09:57.115
7 -	47.155	24.909	1:12.064	98.86	0.509	10:11:09.179
8 -	47.196	24.692	1:11.888	99.10	0.333	10:12:21.067
9 -	46.765	24.790	1:11.555 (1)	99.56		10:13:32.622
10 -	47.453	24.772	1:12.225	98.64	0.670	10:14:44.847
11 -	46.537	25.540	1:12.077	98.84	0.522	10:15:56.924
12 -	47.171	25.398	1:12.569	98.17	1.014	10:17:09.493
13 -	48.022	25.453	1:13.475	96.96	1.920	10:18:22.968
14 -	46.871	24.788	1:11.659 (3)	99.42	0.104	10:19:34.627

BMCRC - MRO Championships 2023 - Rnd 4 @ Donington Park

Reactive Parts MRO Powerbikes inc Clubman 1000

RACE 3 - SECTOR ANALYSIS



SECTOR 1 = FL to I1, SECTOR 2 = I1 to FL, DIFF = Difference To Personal Best Lap, P = Crossed Finish Line in Pit Lane, D = Time Disallowed

P13 23 C		Harry HINCHCLIFFE		Kawasaki ZX10R GEN 4 -		
IDEAL LAP TIME : 1:12.257		BEST LAP TIME : 1:12.257		DIFFERENCE : 0.000		
LAP	SECTOR 1	SECTOR 2	LAP TIME	MPH	DIFF	TIME OF DAY
1 -		25.412	1:18.422	90.84	6.165	10:03:45.494
2 -	47.503	25.398	1:12.901	97.73	0.644	10:04:58.395
3 -	47.412	25.295	1:12.707 (3)	97.99	0.450	10:06:11.102
4 -	47.186	25.071	1:12.257 (1)	98.60		10:07:23.359
5 -	48.218	25.485	1:13.703	96.66	1.446	10:08:37.062
6 -	47.700	25.395	1:13.095	97.47	0.838	10:09:50.157
7 -	47.438	25.358	1:12.796	97.87	0.539	10:11:02.953
8 -	47.335	25.311	1:12.646 (2)	98.07	0.389	10:12:15.599
9 -	48.231	25.203	1:13.434	97.02	1.177	10:13:29.033
10 -	47.595	25.514	1:13.109	97.45	0.852	10:14:42.142
11 -	47.695	25.398	1:13.093	97.47	0.836	10:15:55.235
12 -	47.899	25.768	1:13.667	96.71	1.410	10:17:08.902
13 -	47.950	26.272	1:14.222	95.99	1.965	10:18:23.124
14 -	47.970	25.459	1:13.429	97.02	1.172	10:19:36.553

P14 2		Peter BAKER		Kawasaki ZX10R - TJ & Peter Baker M/C		
IDEAL LAP TIME : 1:11.887		BEST LAP TIME : 1:11.887		DIFFERENCE : 0.000		
LAP	SECTOR 1	SECTOR 2	LAP TIME	MPH	DIFF	TIME OF DAY
1 -		25.951	1:22.738	86.11	10.851	10:03:49.810
2 -	47.490	25.282	1:12.772	97.90	0.885	10:05:02.582
3 -	47.853	25.813	1:13.666	96.71	1.779	10:06:16.248
4 -	47.147	25.788	1:12.935	97.68	1.048	10:07:29.183
5 -	47.156	25.289	1:12.445 (3)	98.34	0.558	10:08:41.628
6 -	47.172	25.771	1:12.943	97.67	1.056	10:09:54.571
7 -	47.504	25.501	1:13.005	97.59	1.118	10:11:07.576
8 -	47.389	25.186	1:12.575	98.16	0.688	10:12:20.151
9 -	46.848	25.392	1:12.240 (2)	98.62	0.353	10:13:32.391
10 -	47.419	25.506	1:12.925	97.69	1.038	10:14:45.316
11 -	46.830	25.057	1:11.887 (1)	99.10		10:15:57.203
12 -	47.567	25.244	1:12.811	97.85	0.924	10:17:10.014
13 -	47.849	25.945	1:13.794	96.54	1.907	10:18:23.808
14 -	47.655	25.414	1:13.069	97.50	1.182	10:19:36.877

P15 57 C		Scott FORBES-COWDRY		Kawasaki ZX10R - Lincolnshire Landscaping Services		
IDEAL LAP TIME : 1:11.668		BEST LAP TIME : 1:12.190		DIFFERENCE : 0.522		
LAP	SECTOR 1	SECTOR 2	LAP TIME	MPH	DIFF	TIME OF DAY
1 -		26.169	1:19.692	89.40	7.502	10:03:46.764
2 -	48.180	25.381	1:13.561	96.85	1.371	10:05:00.325
3 -	48.675	25.179	1:13.854	96.46	1.664	10:06:14.179
4 -	47.703	25.450	1:13.153	97.39	0.963	10:07:27.332
5 -	47.211	25.157	1:12.368 (3)	98.45	0.178	10:08:39.700
6 -	47.620	25.228	1:12.848	97.80	0.658	10:09:52.548
7 -	46.752	26.300	1:13.052	97.52	0.862	10:11:05.600
8 -	46.870	25.375	1:12.245 (2)	98.61	0.055	10:12:17.845
9 -	47.539	25.841	1:13.380	97.09	1.190	10:13:31.225
10 -	47.679	24.963	1:12.642	98.07	0.452	10:14:43.867
11 -	46.705	25.485	1:12.190 (1)	98.69		10:15:56.057
12 -	47.264	25.908	1:13.172	97.36	0.982	10:17:09.229
13 -	47.819	27.052	1:14.871	95.15	2.681	10:18:24.100
14 -	47.579	25.485	1:13.064	97.51	0.874	10:19:37.164

BMCRC - MRO Championships 2023 - Rnd 4 @ Donington Park

Reactive Parts MRO Powerbikes inc Clubman 1000

RACE 3 - SECTOR ANALYSIS



SECTOR 1 = FL to I1, SECTOR 2 = I1 to FL, DIFF = Difference To Personal Best Lap, P = Crossed Finish Line in Pit Lane, D = Time Disallowed

P16 224 C		Lee HEALEY		Suzuki GSXR 1000R - Wilvin UK Ltd / Uniq3 Projects Ltd			
IDEAL LAP TIME : 1:11.764		BEST LAP TIME : 1:12.401		DIFFERENCE : 0.637			
LAP	SECTOR 1	SECTOR 2	LAP TIME	MPH	DIFF	TIME OF DAY	
1 -		25.864	1:19.933	89.13	7.532	10:03:47.005	
2 -	48.277	25.502	1:13.779	96.56	1.378	10:05:00.784	
3 -	47.936	25.276	1:13.212	97.31	0.811	10:06:13.996	
4 -	47.504	25.372	1:12.876	97.76	0.475	10:07:26.872	
5 -	47.151	25.250	1:12.401 (1)	98.40		10:08:39.273	
6 -	47.281	25.156	1:12.437 (2)	98.35	0.036	10:09:51.710	
7 -	47.011	25.513	1:12.524 (3)	98.23	0.123	10:11:04.234	
8 -	47.249	26.534	1:13.783	96.56	1.382	10:12:18.017	
9 -	47.680	25.789	1:13.469	96.97	1.068	10:13:31.486	
10 -	47.766	25.047	1:12.813	97.84	0.412	10:14:44.299	
11 -	46.717	25.886	1:12.603	98.13	0.202	10:15:56.902	
12 -	47.012	25.512	1:12.524 (3)	98.23	0.123	10:17:09.426	
13 -	47.959	27.680	1:15.639	94.19	3.238	10:18:25.065	
14 -	47.146	25.519	1:12.665	98.04	0.264	10:19:37.730	

P17 91 C		Chris TAYLOR		BMW S1000RR - Cam Civils and Landscaping LTD			
IDEAL LAP TIME : 1:12.184		BEST LAP TIME : 1:12.367		DIFFERENCE : 0.183			
LAP	SECTOR 1	SECTOR 2	LAP TIME	MPH	DIFF	TIME OF DAY	
1 -		25.576	1:18.795	90.41	6.428	10:03:45.867	
2 -	47.537	25.979	1:13.516	96.91	1.149	10:04:59.383	
3 -	47.859	25.048	1:12.907 (3)	97.72	0.540	10:06:12.290	
4 -	47.461	25.158	1:12.619 (2)	98.10	0.252	10:07:24.909	
5 -	47.136	25.231	1:12.367 (1)	98.45		10:08:37.276	
6 -	47.810	25.215	1:13.025	97.56	0.658	10:09:50.301	
7 -	48.140	25.091	1:13.231	97.28	0.864	10:11:03.532	
8 -	48.001	25.930	1:13.931	96.36	1.564	10:12:17.463	
9 -	48.055	26.481	1:14.536	95.58	2.169	10:13:31.999	
10 -	49.021	25.891	1:14.912	95.10	2.545	10:14:46.911	
11 -	48.690	25.979	1:14.669	95.41	2.302	10:16:01.580	
12 -	49.190	26.144	1:15.334	94.57	2.967	10:17:16.914	
13 -	49.588	26.153	1:15.741	94.06	3.374	10:18:32.655	
14 -	50.678	26.046	1:16.724	92.86	4.357	10:19:49.379	

P18 30 C		Alex PENRICE		Yamaha R1 - AP Motorcycles			
IDEAL LAP TIME : 1:13.715		BEST LAP TIME : 1:13.795		DIFFERENCE : 0.080			
LAP	SECTOR 1	SECTOR 2	LAP TIME	MPH	DIFF	TIME OF DAY	
1 -		26.592	1:23.141	85.69	9.346	10:03:50.213	
2 -	48.876	26.211	1:15.087	94.88	1.292	10:05:05.300	
3 -	49.181	25.990	1:15.171	94.77	1.376	10:06:20.471	
4 -	48.617	25.983	1:14.600	95.50	0.805	10:07:35.071	
5 -	48.398	25.964	1:14.362	95.81	0.567	10:08:49.433	
6 -	48.574	25.789	1:14.363	95.80	0.568	10:10:03.796	
7 -	48.558	25.721	1:14.279	95.91	0.484	10:11:18.075	
8 -	48.491	25.852	1:14.343	95.83	0.548	10:12:32.418	
9 -	48.706	25.851	1:14.557	95.55	0.762	10:13:46.975	
10 -	48.254	25.607	1:13.861 (3)	96.46	0.066	10:15:00.836	
11 -	48.264	25.755	1:14.019	96.25	0.224	10:16:14.855	
12 -	48.314	25.481	1:13.795 (1)	96.54		10:17:28.650	
13 -	48.234	25.565	1:13.799 (2)	96.54	0.004	10:18:42.449	
14 -	48.913	25.743	1:14.656	95.43	0.861	10:19:57.105	

BMCRC - MRO Championships 2023 - Rnd 4 @ Donington Park

Reactive Parts MRO Powerbikes inc Clubman 1000

RACE 3 - SECTOR ANALYSIS



SECTOR 1 = FL to I1, SECTOR 2 = I1 to FL, DIFF = Difference To Personal Best Lap, P = Crossed Finish Line in Pit Lane, D = Time Disallowed

P19		4 C		Remi MATUZAS		Yamaha R1 - B Interiors	
IDEAL LAP TIME : 1:13.651		BEST LAP TIME : 1:13.724		DIFFERENCE : 0.073			
LAP	SECTOR 1	SECTOR 2	LAP TIME	MPH	DIFF	TIME OF DAY	
1 -		27.020	1:24.881	83.93	11.157	10:03:51.953	
2 -	49.035	25.861	1:14.896	95.12	1.172	10:05:06.849	
3 -	49.171	25.487	1:14.658	95.43	0.934	10:06:21.507	
4 -	48.233	25.799	1:14.032	96.23	0.308	10:07:35.539	
5 -	48.578	25.528	1:14.106	96.14	0.382	10:08:49.645	
6 -	48.740	25.990	1:14.730	95.33	1.006	10:10:04.375	
7 -	48.904	25.479	1:14.383	95.78	0.659	10:11:18.758	
8 -	48.527	25.418	1:13.945 (3)	96.35	0.221	10:12:32.703	
9 -	48.930	25.799	1:14.729	95.33	1.005	10:13:47.432	
10 -	48.281	25.443	1:13.724 (1)	96.63		10:15:01.156	
11 -	48.359	25.449	1:13.808 (2)	96.52	0.084	10:16:14.964	
12 -	48.708	25.517	1:14.225	95.98	0.501	10:17:29.189	
13 -	48.966	25.931	1:14.897	95.12	1.173	10:18:44.086	
14 -	49.495	26.065	1:15.560	94.29	1.836	10:19:59.646	

P20		28		Louis O'REGAN		Aprilia RSV4 - Leiker exhausts	
IDEAL LAP TIME : 1:13.558		BEST LAP TIME : 1:13.558		DIFFERENCE : 0.000			
LAP	SECTOR 1	SECTOR 2	LAP TIME	MPH	DIFF	TIME OF DAY	
1 -		25.966	1:21.035	87.92	7.477	10:03:48.107	
2 -	47.886	25.672	1:13.558 (1)	96.85		10:05:01.665	
3 -	48.626	25.766	1:14.392	95.77	0.834	10:06:16.057	
4 -	48.302	25.746	1:14.048 (3)	96.21	0.490	10:07:30.105	
5 -	47.968	25.808	1:13.776 (2)	96.57	0.218	10:08:43.881	
6 -	48.317	26.163	1:14.480	95.65	0.922	10:09:58.361	
7 -	48.062	27.026	1:15.088	94.88	1.530	10:11:13.449	
8 -	49.666	27.214	1:16.880	92.67	3.322	10:12:30.329	
9 -	50.583	27.222	1:17.805	91.57	4.247	10:13:48.134	
10 -	48.968	26.160	1:15.128	94.83	1.570	10:15:03.262	
11 -	49.987	26.493	1:16.480	93.15	2.922	10:16:19.742	
12 -	50.072	26.220	1:16.292	93.38	2.734	10:17:36.034	
13 -	49.335	26.276	1:15.611	94.22	2.053	10:18:51.645	
14 -	50.580	26.573	1:17.153	92.34	3.595	10:20:08.798	

P21		63		Matthew WREN		Suzuki GSXR - TBR Performance	
IDEAL LAP TIME : 1:14.401		BEST LAP TIME : 1:14.401		DIFFERENCE : 0.000			
LAP	SECTOR 1	SECTOR 2	LAP TIME	MPH	DIFF	TIME OF DAY	
1 -		27.024	1:24.089	84.72	9.688	10:03:51.161	
2 -	50.396	26.096	1:16.492	93.14	2.091	10:05:07.653	
3 -	51.228	26.328	1:17.556	91.86	3.155	10:06:25.209	
4 -	49.458	25.661	1:15.119	94.84	0.718	10:07:40.328	
5 -	48.840	25.955	1:14.795 (2)	95.25	0.394	10:08:55.123	
6 -	49.648	25.802	1:15.450	94.42	1.049	10:10:10.573	
7 -	48.897	25.908	1:14.805 (3)	95.24	0.404	10:11:25.378	
8 -	48.958	25.989	1:14.947	95.06	0.546	10:12:40.325	
9 -	49.176	25.943	1:15.119	94.84	0.718	10:13:55.444	
10 -	48.801	25.600	1:14.401 (1)	95.76		10:15:09.845	
11 -	49.409	26.196	1:15.605	94.23	1.204	10:16:25.450	
12 -	50.000	26.577	1:16.577	93.03	2.176	10:17:42.027	
13 -	49.903	25.991	1:15.894	93.87	1.493	10:18:57.921	
14 -	49.494	26.443	1:15.937	93.82	1.536	10:20:13.858	

BMCRC - MRO Championships 2023 - Rnd 4 @ Donington Park

Reactive Parts MRO Powerbikes inc Clubman 1000

RACE 3 - SECTOR ANALYSIS



SECTOR 1 = FL to I1, SECTOR 2 = I1 to FL, DIFF = Difference To Personal Best Lap, P = Crossed Finish Line in Pit Lane, D = Time Disallowed

P22 100 C		Anthony HUNTER		Kawasaki ZX10R -		
IDEAL LAP TIME : 1:13.253		BEST LAP TIME : 1:13.419		DIFFERENCE : 0.166		
LAP	SECTOR 1	SECTOR 2	LAP TIME	MPH	DIFF	TIME OF DAY
1 -		27.118	1:26.982	81.90	13.563	10:03:54.054
2 -	51.030	26.696	1:17.726	91.66	4.307	10:05:11.780
3 -	49.172	25.934	1:15.106	94.86	1.687	10:06:26.886
4 -	50.797	26.547	1:17.344	92.11	3.925	10:07:44.230
5 -	50.568	26.380	1:16.948	92.59	3.529	10:09:01.178
6 -	49.142	25.750	1:14.892	95.13	1.473	10:10:16.070
7 -	48.509	25.514	1:14.023	96.24	0.604	10:11:30.093
8 -	48.458	25.527	1:13.985 (3)	96.29	0.566	10:12:44.078
9 -	47.809	25.610	1:13.419 (1)	97.04		10:13:57.497
10 -	48.212	25.772	1:13.984 (2)	96.29	0.565	10:15:11.481
11 -	48.859	25.444	1:14.303	95.88	0.884	10:16:25.784
12 -	49.917	26.541	1:16.458	93.18	3.039	10:17:42.242
13 -	49.442	26.647	1:16.089	93.63	2.670	10:18:58.331
14 -	49.661	26.193	1:15.854	93.92	2.435	10:20:14.185

P23 41		Colin THOMPSON		Suzuki GSXR1000 - Grp Motorsport		
IDEAL LAP TIME : 1:15.088		BEST LAP TIME : 1:15.281		DIFFERENCE : 0.193		
LAP	SECTOR 1	SECTOR 2	LAP TIME	MPH	DIFF	TIME OF DAY
1 -		26.764	1:25.210	83.61	9.929	10:03:52.282
2 -	50.478	26.152	1:16.630	92.97	1.349	10:05:08.912
3 -	50.606	26.359	1:16.965	92.56	1.684	10:06:25.877
4 -	50.779	26.533	1:17.312	92.15	2.031	10:07:43.189
5 -	49.999	26.088	1:16.087	93.63	0.806	10:08:59.276
6 -	49.044	26.237	1:15.281 (1)	94.64		10:10:14.557
7 -	49.269	26.044	1:15.313 (2)	94.60	0.032	10:11:29.870
8 -	49.254	26.251	1:15.505 (3)	94.35	0.224	10:12:45.375
9 -	49.669	26.347	1:16.016	93.72	0.735	10:14:01.391
10 -	49.685	26.264	1:15.949	93.80	0.668	10:15:17.340
11 -	49.525	26.246	1:15.771	94.02	0.490	10:16:33.111
12 -	49.993	26.513	1:16.506	93.12	1.225	10:17:49.617
13 -	49.680	26.612	1:16.292	93.38	1.011	10:19:05.909

P24 333		Andrew HOUGHTON		BMW S1000RR - Bahnstomer BMW		
IDEAL LAP TIME : 1:15.396		BEST LAP TIME : 1:15.419		DIFFERENCE : 0.023		
LAP	SECTOR 1	SECTOR 2	LAP TIME	MPH	DIFF	TIME OF DAY
1 -		26.755	1:27.405	81.51	11.986	10:03:54.477
2 -	50.922	25.838	1:16.760	92.81	1.341	10:05:11.237
3 -	50.549	25.884	1:16.433	93.21	1.014	10:06:27.670
4 -	50.474	26.779	1:17.253	92.22	1.834	10:07:44.923
5 -	50.427	26.708	1:17.135	92.36	1.716	10:09:02.058
6 -	50.234	26.386	1:16.620	92.98	1.201	10:10:18.678
7 -	50.134	26.229	1:16.363	93.29	0.944	10:11:35.041
8 -	49.694	26.011	1:15.705 (3)	94.11	0.286	10:12:50.746
9 -	49.887	25.846	1:15.733	94.07	0.314	10:14:06.479
10 -	49.678	25.741	1:15.419 (1)	94.46		10:15:21.898
11 -	49.655	25.804	1:15.459 (2)	94.41	0.040	10:16:37.357
12 -	49.973	26.800	1:16.773	92.80	1.354	10:17:54.130
13 -	50.075	26.190	1:16.265	93.41	0.846	10:19:10.395

BMCRC - MRO Championships 2023 - Rnd 4 @ Donington Park

Reactive Parts MRO Powerbikes inc Clubman 1000

RACE 3 - SECTOR ANALYSIS



SECTOR 1 = FL to I1, SECTOR 2 = I1 to FL, DIFF = Difference To Personal Best Lap, P = Crossed Finish Line in Pit Lane, D = Time Disallowed

P25 7		Seb JENKINS		Suzuki GSXR1000 -		
IDEAL LAP TIME : 1:15.147		BEST LAP TIME : 1:15.190		DIFFERENCE : 0.043		
LAP	SECTOR 1	SECTOR 2	LAP TIME	MPH	DIFF	TIME OF DAY
1 -		26.998	1:26.833	82.04	11.643	10:03:53.905
2 -	49.649	26.230	1:15.879	93.89	0.689	10:05:09.784
3 -	50.303	26.264	1:16.567	93.05	1.377	10:06:26.351
4 -	50.989	26.581	1:17.570	91.84	2.380	10:07:43.921
5 -	50.491	27.035	1:17.526	91.90	2.336	10:09:01.447
6 -	50.275	27.305	1:17.580	91.83	2.390	10:10:19.027
7 -	50.015	26.554	1:16.569	93.04	1.379	10:11:35.596
8 -	50.151	27.105	1:17.256	92.22	2.066	10:12:52.852
9 -	50.649	26.275	1:16.924	92.61	1.734	10:14:09.776
10 -	49.515	26.381	1:15.896	93.87	0.706	10:15:25.672
11 -	49.200	25.990	1:15.190 (1)	94.75		10:16:40.862
12 -	49.189	26.322	1:15.511 (3)	94.35	0.321	10:17:56.373
13 -	49.264	25.958	1:15.222 (2)	94.71	0.032	10:19:11.595

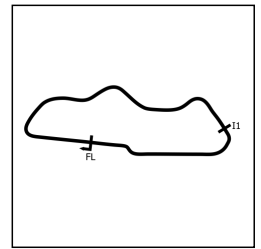
P26 460 C		Simon GATES		Yamaha YZF R1 - T.A Roden LTD / Canine Plus Hydro		
IDEAL LAP TIME : 1:15.956		BEST LAP TIME : 1:16.515		DIFFERENCE : 0.559		
LAP	SECTOR 1	SECTOR 2	LAP TIME	MPH	DIFF	TIME OF DAY
1 -		26.676	1:25.390	83.43	8.875	10:03:52.462
2 -	50.459	26.141	1:16.600 (3)	93.01	0.085	10:05:09.062
3 -	50.685	26.263	1:16.948	92.59	0.433	10:06:26.010
4 -	51.731	26.802	1:18.533	90.72	2.018	10:07:44.543
5 -	50.478	26.801	1:17.279	92.19	0.764	10:09:01.822
6 -	50.038	27.446	1:17.484	91.94	0.969	10:10:19.306
7 -	50.069	26.770	1:16.839	92.72	0.324	10:11:36.145
8 -	49.815	26.700	1:16.515 (1)	93.11		10:12:52.660
9 -	51.190	26.377	1:17.567	91.85	1.052	10:14:10.227
10 -	51.423	27.098	1:18.521	90.73	2.006	10:15:28.748
11 -	50.046	26.666	1:16.712	92.87	0.197	10:16:45.460
12 -	50.366	26.208	1:16.574 (2)	93.04	0.059	10:18:02.034
13 -	50.508	26.280	1:16.788	92.78	0.273	10:19:18.822

P27 34 C		Ben CHEESEMAN		Kawasaki ZX10RR - BCH Services Kent Ltd		
IDEAL LAP TIME : 1:16.260		BEST LAP TIME : 1:16.343		DIFFERENCE : 0.083		
LAP	SECTOR 1	SECTOR 2	LAP TIME	MPH	DIFF	TIME OF DAY
1 -		26.940	1:23.319	85.51	6.976	10:03:50.391
2 -	50.025	26.318	1:16.343 (1)	93.32		10:05:06.734
3 -	51.920	26.871	1:18.791	90.42	2.448	10:06:25.525
4 -	50.923	26.537	1:17.460	91.97	1.117	10:07:42.985
5 -	51.173	26.893	1:18.066	91.26	1.723	10:09:01.051
6 -	50.381	27.165	1:17.546	91.87	1.203	10:10:18.597
7 -	49.942	26.765	1:16.707 (3)	92.88	0.364	10:11:35.304
8 -	50.231	26.624	1:16.855	92.70	0.512	10:12:52.159
9 -	51.035	26.768	1:17.803	91.57	1.460	10:14:09.962
10 -	51.535	26.979	1:18.514	90.74	2.171	10:15:28.476
11 -	50.046	26.787	1:16.833	92.72	0.490	10:16:45.309
12 -	49.962	26.440	1:16.402 (2)	93.25	0.059	10:18:01.711
13 -	51.272	26.653	1:17.925	91.42	1.582	10:19:19.636

BMCRC - MRO Championships 2023 - Rnd 4 @ Donington Park

Reactive Parts MRO Powerbikes inc Clubman 1000

RACE 3 - SECTOR ANALYSIS



SECTOR 1 = FL to I1, SECTOR 2 = I1 to FL, DIFF = Difference To Personal Best Lap, P = Crossed Finish Line in Pit Lane, D = Time Disallowed

P28 175		Arlindo PESTANA		BMW S1000RR - Pep's racing		
IDEAL LAP TIME : 1:16.070		BEST LAP TIME : 1:16.296		DIFFERENCE : 0.226		
LAP	SECTOR 1	SECTOR 2	LAP TIME	MPH	DIFF	TIME OF DAY
1 -		27.805	1:28.233	80.74	11.937	10:03:55.305
2 -	50.614	26.532	1:17.146	92.35	0.850	10:05:12.451
3 -	50.267	26.570	1:16.837	92.72	0.541	10:06:29.288
4 -	49.669	26.771	1:16.440 (2)	93.20	0.144	10:07:45.728
5 -	50.137	26.997	1:17.134	92.36	0.838	10:09:02.862
6 -	49.983	27.080	1:17.063	92.45	0.767	10:10:19.925
7 -	49.824	28.372	1:18.196	91.11	1.900	10:11:38.121
8 -	50.491	27.305	1:17.796	91.58	1.500	10:12:55.917
9 -	50.190	26.617	1:16.807 (3)	92.76	0.511	10:14:12.724
10 -	51.089	26.730	1:17.819	91.55	1.523	10:15:30.543
11 -	50.134	26.986	1:17.120	92.38	0.824	10:16:47.663
12 -	49.895	26.401	1:16.296 (1)	93.38		10:18:03.959
13 -	50.651	26.790	1:17.441	92.00	1.145	10:19:21.400

P29 10		Daniel MERCER		Honda CBR1000RR - McLovin Racing		
IDEAL LAP TIME : 1:16.144		BEST LAP TIME : 1:16.670		DIFFERENCE : 0.526		
LAP	SECTOR 1	SECTOR 2	LAP TIME	MPH	DIFF	TIME OF DAY
1 -		26.821	1:26.096	82.75	9.426	10:03:53.168
2 -	51.744	27.024	1:18.768	90.45	2.098	10:05:11.936
3 -	51.548	26.284	1:17.832	91.53	1.162	10:06:29.768
4 -	50.531	26.584	1:17.115	92.38	0.445	10:07:46.883
5 -	50.365	26.757	1:17.122	92.38	0.452	10:09:04.005
6 -	50.491	26.307	1:16.798 (2)	92.77	0.128	10:10:20.803
7 -	49.860	26.810	1:16.670 (1)	92.92		10:11:37.473
8 -	50.705	26.504	1:17.209	92.27	0.539	10:12:54.682
9 -	50.572	26.386	1:16.958 (3)	92.57	0.288	10:14:11.640
10 -	50.490	27.256	1:17.746	91.63	1.076	10:15:29.386
11 -	50.636	26.795	1:17.431	92.01	0.761	10:16:46.817
12 -	51.174	27.134	1:18.308	90.98	1.638	10:18:05.125
13 -	51.553	27.081	1:18.634	90.60	1.964	10:19:23.759

P30 261 C		Roberto DI GREGORIO		Ducati 899 Panigale - Physio Healthy		
IDEAL LAP TIME : 1:18.779		BEST LAP TIME : 1:19.145		DIFFERENCE : 0.366		
LAP	SECTOR 1	SECTOR 2	LAP TIME	MPH	DIFF	TIME OF DAY
1 -		27.995	1:30.346	78.85	11.201	10:03:57.418
2 -	53.240	27.505	1:20.745	88.23	1.600	10:05:18.163
3 -	52.576	27.656	1:20.232	88.80	1.087	10:06:38.395
4 -	52.025	27.329	1:19.354 (2)	89.78	0.209	10:07:57.749
5 -	52.402	27.411	1:19.813	89.26	0.668	10:09:17.562
6 -	51.549	27.596	1:19.145 (1)	90.02		10:10:36.707
7 -	51.909	27.523	1:19.432 (3)	89.69	0.287	10:11:56.139
8 -	51.805	28.102	1:19.907	89.16	0.762	10:13:16.046
9 -	53.060	27.476	1:20.536	88.46	1.391	10:14:36.582
10 -	51.921	27.534	1:19.455	89.66	0.310	10:15:56.037
11 -	52.744	27.646	1:20.390	88.62	1.245	10:17:16.427
12 -	53.488	27.230	1:20.718	88.26	1.573	10:18:37.145
13 -	56.160	28.540	1:24.700	84.11	5.555	10:20:01.845

BMCRC - MRO Championships 2023 - Rnd 4 @ Donington Park

Reactive Parts MRO Powerbikes inc Clubman 1000

RACE 3 - SECTOR ANALYSIS



SECTOR 1 = FL to I1, SECTOR 2 = I1 to FL, DIFF = Difference To Personal Best Lap, P = Crossed Finish Line in Pit Lane, D = Time Disallowed

P31 49		Luke WALLINGTON		Triumph 765 - Elmech Racing		
IDEAL LAP TIME : 1:10.733		BEST LAP TIME : 1:10.741		DIFFERENCE : 0.008		
LAP	SECTOR 1	SECTOR 2	LAP TIME	MPH	DIFF	TIME OF DAY
1 -		26.010	1:19.816	89.26	9.075	10:03:46.888
2 -	46.876	25.738	1:12.614	98.11	1.873	10:04:59.502
3 -	46.995	25.099	1:12.094	98.82	1.353	10:06:11.596
4 -	46.987	25.245	1:12.232	98.63	1.491	10:07:23.828
5 -	46.680	25.312	1:11.992	98.96	1.251	10:08:35.820
6 -	46.313	25.344	1:11.657	99.42	0.916	10:09:47.477
7 -	46.685	25.164	1:11.849	99.16	1.108	10:10:59.326
8 -	46.093	24.908	1:11.001 (3)	100.34	0.260	10:12:10.327
9 -	45.906	24.835	1:10.741 (1)	100.71		10:13:21.068
10 -	46.509	24.952	1:11.461	99.69	0.720	10:14:32.529
11 -	45.898	24.985	1:10.883 (2)	100.51	0.142	10:15:43.412
12 -	46.296	25.077	1:11.373	99.82	0.632	10:16:54.785
13 -	46.466	25.257	1:11.723	99.33	0.982	10:18:06.508

P32 79		Jason BURRILL		BMW M1000RR -		
IDEAL LAP TIME : 1:13.634		BEST LAP TIME : 1:13.634		DIFFERENCE : 0.000		
LAP	SECTOR 1	SECTOR 2	LAP TIME	MPH	DIFF	TIME OF DAY
1 -		27.385	1:24.929	83.88	11.295	10:03:52.001
2 -	50.015	26.369	1:16.384 (2)	93.27	2.750	10:05:08.385
3 -	50.851	26.480	1:17.331	92.13	3.697	10:06:25.716
4 -	51.225	26.471	1:17.696	91.69	4.062	10:07:43.412
5 -	51.591	34.806	1:26.397	82.46	12.763	10:09:09.809
6 -	50.595	25.943	1:16.538 (3)	93.08	2.904	10:10:26.347
7 -	48.011	25.623	1:13.634 (1)	96.75		10:11:39.981
8 -	49.098	31.714	1:20.812	88.16	7.178	10:13:00.793
9 -	50.705	26.233	1:16.938	92.60	3.304	10:14:17.731
10 -	48.222	IN PIT	1:20.222 P	88.81	6.588	10:15:37.953

P33 66 C		Stephen HARVEY		Kawasaki ZX10 -		
IDEAL LAP TIME : 1:20.147		BEST LAP TIME : 1:20.147		DIFFERENCE : 0.000		
LAP	SECTOR 1	SECTOR 2	LAP TIME	MPH	DIFF	TIME OF DAY
1 -		28.239	1:29.815	79.32	9.668	10:03:56.887
2 -	53.352	27.765	1:21.117 (2)	87.83	0.970	10:05:18.004
3 -	53.387	28.098	1:21.485	87.43	1.338	10:06:39.489
4 -	53.651	27.737	1:21.388 (3)	87.53	1.241	10:08:00.877
5 -	53.902	27.636	1:21.538	87.37	1.391	10:09:22.415
6 -	52.696	27.451	1:20.147 (1)	88.89		10:10:42.562
7 -	53.332	28.402	1:21.734	87.16	1.587	10:12:04.296
8 -	53.424	28.321	1:21.745	87.15	1.598	10:13:26.041
9 -	54.398	28.586	1:22.984	85.85	2.837	10:14:49.025

P34 274		Stewart LATIMER		Suzuki GSXR1000 R - Fat Bloke Racing RR		
IDEAL LAP TIME : 1:23.963		BEST LAP TIME : 1:23.963		DIFFERENCE : 0.000		
LAP	SECTOR 1	SECTOR 2	LAP TIME	MPH	DIFF	TIME OF DAY
1 -		28.979	1:33.407	76.27	9.444	10:04:00.479
2 -	57.342	29.164	1:26.506	82.36	2.543	10:05:26.985
3 -	56.064	28.776	1:24.840 (3)	83.97	0.877	10:06:51.825
4 -	55.217	28.746	1:23.963 (1)	84.85		10:08:15.788
5 -	55.424	28.756	1:24.180 (2)	84.63	0.217	10:09:39.968
6 -	55.734	29.878	1:25.612	83.22	1.649	10:11:05.580
7 -	56.061	29.687	1:25.748	83.08	1.785	10:12:31.328
8 -	56.251	29.705	1:25.956	82.88	1.993	10:13:57.284
9 -	56.645	IN PIT	1:33.091 P	76.53	9.128	10:15:30.375

BMCRC - MRO Championships 2023 - Rnd 4 @ Donington Park

Reactive Parts MRO Powerbikes inc Clubman 1000

RACE 3 - SECTOR ANALYSIS



SECTOR 1 = FL to I1, SECTOR 2 = I1 to FL, DIFF = Difference To Personal Best Lap, P = Crossed Finish Line in Pit Lane, D = Time Disallowed

P35 78 C		Jamie THOMAS		Suzuki GSXR 1000 - Team RubyRacing DART Motorsport			
IDEAL LAP TIME : 1:13.528		BEST LAP TIME : 1:13.605		DIFFERENCE : 0.077			
LAP	SECTOR 1	SECTOR 2	LAP TIME	MPH	DIFF	TIME OF DAY	
1 -		25.886	1:20.449	88.56	6.844	10:03:47.521	
2 -	48.134	25.471	1:13.605 (1)	96.79		10:05:01.126	
3 -	48.306	25.505	1:13.811 (2)	96.52	0.206	10:06:14.937	
4 -	48.153	25.773	1:13.926	96.37	0.321	10:07:28.863	
5 -	48.057	25.764	1:13.821 (3)	96.51	0.216	10:08:42.684	
6 -	48.337	26.223	1:14.560	95.55	0.955	10:09:57.244	
7 -	48.866	IN PIT	1:23.779 P	85.04	10.174	10:11:21.023	

P36 281 C		Daniel FARLEY		Suzuki GSXR - F-TECH FIRE & ELECTRICAL LTD			
IDEAL LAP TIME : 1:18.314		BEST LAP TIME : 1:18.332		DIFFERENCE : 0.018			
LAP	SECTOR 1	SECTOR 2	LAP TIME	MPH	DIFF	TIME OF DAY	
1 -		27.804	1:28.877	80.16	10.545	10:03:55.949	
2 -	51.261	27.101	1:18.362 (2)	90.91	0.030	10:05:14.311	
3 -	51.213	27.119	1:18.332 (1)	90.95		10:06:32.643	
4 -	51.713	27.552	1:19.265 (3)	89.88	0.933	10:07:51.908	
5 -	51.510	28.277	1:19.787	89.29	1.455	10:09:11.695	
6 -	53.451	IN PIT	1:25.128 P	83.69	6.796	10:10:36.823	

P37 70		Frankie STENNETT		Kawasaki ZX10-RR - Thepeoplesbike.com			
IDEAL LAP TIME :		BEST LAP TIME :		DIFFERENCE :			
LAP	SECTOR 1	SECTOR 2	LAP TIME	MPH	DIFF	TIME OF DAY	
1 -		27.057	1:26.722	82.15		10:03:53.794	

BMCRC - MRO Championships 2023 - Rnd 4 @ Donington Park

Reactive Parts MRO Powerbikes inc Clubman 1000

RACE 3 - BEST SECTORS

SECTOR 1			SECTOR 2			IDEAL / BEST COMPARISON						
POS	NO	NAME	TIME	NO	NAME	TIME	POS	NO	NAME	IDEAL	BEST	DIFF
									PERFECT LAP	1:09.779		
1	48	WILSON	45.552	48	WILSON	24.227	1	48	WILSON	1:09.779	1:10.049	0.270
2	71	RAILTON	45.744	188	KRAWIECKI	24.665	2	71	RAILTON	1:10.595	1:10.607	0.012
3	49	WALLINGTON	45.898	134	GILBERT	24.692	3	49	WALLINGTON	1:10.733	1:10.741	0.008
4	188	KRAWIECKI	46.452	21	CROUCHER	24.748	4	188	KRAWIECKI	1:11.117	1:11.390	0.273
5	88	HALLIDAY	46.453	17	BAKER	24.797	5	134	GILBERT	1:11.229	1:11.555	0.326
6	37	GROVER	46.504	88	HALLIDAY	24.799	6	88	HALLIDAY	1:11.252	1:11.290	0.038
7	134	GILBERT	46.537	49	WALLINGTON	24.835	7	17	BAKER	1:11.380	1:11.535	0.155
8	53	McGLYNN	46.555	71	RAILTON	24.851	8	21	CROUCHER	1:11.385	1:11.539	0.154
9	17	BAKER	46.583	223	KISYK	24.956	9	37	GROVER	1:11.472	1:11.809	0.337
10	21	CROUCHER	46.637	57	FORBES-COWDRY	24.963	10	53	McGLYNN	1:11.547	1:11.575	0.028
11	77	BENSTED	46.705	77	BENSTED	24.966	11	57	FORBES-COWDRY	1:11.668	1:12.190	0.522
12	57	FORBES-COWDRY	46.705	37	GROVER	24.968	12	77	BENSTED	1:11.671	1:11.758	0.087
13	224	HEALEY	46.717	53	McGLYNN	24.992	13	223	KISYK	1:11.738	1:11.824	0.086
14	223	KISYK	46.782	224	HEALEY	25.047	14	224	HEALEY	1:11.764	1:12.401	0.637
15	2	BAKER	46.830	91	TAYLOR	25.048	15	2	BAKER	1:11.887	1:11.887	0.000
16	91	TAYLOR	47.136	2	BAKER	25.057	16	91	TAYLOR	1:12.184	1:12.367	0.183
17	23	HINCHCLIFFE	47.186	23	HINCHCLIFFE	25.071	17	23	HINCHCLIFFE	1:12.257	1:12.257	0.000
18	100	HUNTER	47.809	4	MATUZAS	25.418	18	100	HUNTER	1:13.253	1:13.419	0.166
19	28	O'REGAN	47.886	100	HUNTER	25.444	19	78	THOMAS	1:13.528	1:13.605	0.077
20	79	BURRILL	48.011	78	THOMAS	25.471	20	28	O'REGAN	1:13.558	1:13.558	0.000
21	78	THOMAS	48.057	30	PENRICE	25.481	21	79	BURRILL	1:13.634	1:13.634	0.000
22	4	MATUZAS	48.233	63	WREN	25.600	22	4	MATUZAS	1:13.651	1:13.724	0.073
23	30	PENRICE	48.234	79	BURRILL	25.623	23	30	PENRICE	1:13.715	1:13.795	0.080
24	63	WREN	48.801	28	O'REGAN	25.672	24	63	WREN	1:14.401	1:14.401	0.000
25	41	THOMPSON	49.044	333	HOUGHTON	25.741	25	41	THOMPSON	1:15.088	1:15.281	0.193
26	7	JENKINS	49.189	7	JENKINS	25.958	26	7	JENKINS	1:15.147	1:15.190	0.043
27	333	HOUGHTON	49.655	41	THOMPSON	26.044	27	333	HOUGHTON	1:15.396	1:15.419	0.023
28	175	PESTANA	49.669	460	GATES	26.141	28	460	GATES	1:15.956	1:16.515	0.559
29	460	GATES	49.815	10	MERCER	26.284	29	175	PESTANA	1:16.070	1:16.296	0.226
30	10	MERCER	49.860	34	CHEESEMAN	26.318	30	10	MERCER	1:16.144	1:16.670	0.526
31	34	CHEESEMAN	49.942	175	PESTANA	26.401	31	34	CHEESEMAN	1:16.260	1:16.343	0.083
32	281	FARLEY	51.213	70	STENNETT	27.057	32	281	FARLEY	1:18.314	1:18.332	0.018
33	261	DI GREGORIO	51.549	281	FARLEY	27.101	33	261	DI GREGORIO	1:18.779	1:19.145	0.366
34	66	HARVEY	52.696	261	DI GREGORIO	27.230	34	66	HARVEY	1:20.147	1:20.147	0.000
35	274	LATIMER	55.217	66	HARVEY	27.451	35	274	LATIMER	1:23.963	1:23.963	0.000
36				274	LATIMER	28.746	36	26	WAINWRIGHT		1:09.881	
37							37	70	STENNETT			

BMCRC - MRO Championships 2023 - Rnd 4 @ Donington Park

Reactive Parts MRO Powerbikes inc Clubman 1000

RACE 3 - STATISTICS

Competitors Started 37
Planned Start 2023-06-04 @ 10:00:00.000
Actual Start 2023-06-04 @ 10:02:27.071
Finish Time 2023-06-04 @ 10:19:02.393
Track Length 1.9790mi.
Total Laps 467
Total Distance Covered 924.2244mi.

Session Fastest Lap History

NO	CL	NAME	LAP TIME	TIME OF DAY	LAP	VEHICLE
26		Josh WAINWRIGHT	1:10.116	10:04:51.944	2	Honda CBR1000RR
48		Nicky WILSON	1:10.049	10:04:52.299	2	Suzuki GSXR 1000
26		Josh WAINWRIGHT	1:09.881	10:10:44.040	7	Honda CBR1000RR

Session Leader History

NO	CL	NAME	FROM LAP	LAPS LED	DISTANCE	VEHICLE
26		Josh WAINWRIGHT	1	3	5.89 miles	Honda CBR1000RR
48		Nicky WILSON	4	5	9.89 miles	Suzuki GSXR 1000
26		Josh WAINWRIGHT	9	6	11.87 miles	Honda CBR1000RR

Flag History

TYPE	TIME OF DAY
GREEN	10:02:27.071
FINISH	10:19:02.393

Flag Statistics

TYPE	COUNT	TOTAL LAPS	TOTAL TIME
Green	1	14	18:31.483
Red	0	0	0.000
Safety Car	0	0	0.000
FCY	0	0	0.000

BMCRC - MRO Championships 2023 - Rnd 4 @ Donington Park

Reactive Parts MRO Powerbikes inc Clubman 1000

RACE 3 - STATISTICS

CLASS :

21 Starters

Fastest Lap History

NO	NAME	LAP TIME	TIME OF DAY	LAP	VEHICLE
26	Josh WAINWRIGHT	1:10.116	10:04:51.944	2	Honda CBR1000RR
48	Nicky WILSON	1:10.049	10:04:52.299	2	Suzuki GSXR 1000
26	Josh WAINWRIGHT	1:09.881	10:10:44.040	7	Honda CBR1000RR

Leader History

NO	NAME	FROM LAP	LAPS LED	DISTANCE	VEHICLE
26	Josh WAINWRIGHT	1	3	5.89 miles	Honda CBR1000RR
48	Nicky WILSON	4	5	9.89 miles	Suzuki GSXR 1000
26	Josh WAINWRIGHT	9	6	11.87 miles	Honda CBR1000RR

BMCRC - MRO Championships 2023 - Rnd 4 @ Donington Park

Reactive Parts MRO Powerbikes inc Clubman 1000

RACE 3 - STATISTICS

CLASS : C

16 Starters

Fastest Lap History

NO	NAME	LAP TIME	TIME OF DAY	LAP	VEHICLE
77	Thomas BENSTED	1:12.322	10:04:57.080	2	Yamaha R1
37	Clayton GROVER	1:12.142	10:06:11.255	3	Yamaha R1
77	Thomas BENSTED	1:11.758	10:08:33.899	5	Yamaha R1

Leader History

NO	NAME	FROM LAP	LAPS LED	DISTANCE	VEHICLE
77	Thomas BENSTED	1	11	21.73 miles	Yamaha R1
37	Clayton GROVER	12	1	1.97 miles	Yamaha R1
77	Thomas BENSTED	13	2	3.95 miles	Yamaha R1



BMCRC - MRO Championships 2023 - Rnd 4 @ Donington Park

Reactive Parts MRO Powerbikes inc Clubman 1000

RACE 14 - GRID (12 Laps)



ROW 14		40	12 Duncan BEDWELL	
ROW 13		39	888 Paul FAGG	1:23.963
		38	163 Riccardo BIGUZZI	
		37	274 Stewart LATIMER	
ROW 12	1:20.147	36	66 Stephen HARVEY	1:19.145
		35	261 Roberto DI GREGORIO	1:18.332
		34	281 Daniel FARLEY	
ROW 11		33	10 Daniel MERCER	1:16.670
		32	460 Simon GATES	1:16.515
		31	34 Ben CHEESEMAN	1:16.343
ROW 10		30	70 Frankie STENNETT	1:16.296
		29	175 Arlindo PESTANA	1:15.419
		28	333 Andrew HOUGHTON	
ROW 9		27	41 Colin THOMPSON	1:15.281
		26	7 Seb JENKINS	1:15.190
		25	63 Matthew WREN	1:14.401
ROW 8	1:13.795	24	30 Alex PENRICE	1:13.724
		23	4 Remi MATUZAS	1:13.634
		22	79 Jason BURRILL	
ROW 7		21	78 Jamie THOMAS	1:13.605
		20	28 Louis O'REGAN	1:13.558
		19	100 Anthony HUNTER	1:13.419
ROW 6	1:12.401	18	224 Lee HEALEY	1:12.367
		17	91 Chris TAYLOR	1:12.257
		16	23 Harry HINCHCLIFFE	
ROW 5		15	57 Scott FORBES-COWDRY	1:12.190
		14	2 Peter BAKER	1:11.887
		13	223 Rafal KISYK	1:11.824
ROW 4	1:11.809	12	37 Clayton GROVER	1:11.758
		11	77 Thomas BENSTED	1:11.575
		10	53 Seamus McGLYNN	
ROW 3		9	134 Don GILBERT	1:11.555
		8	21 Jack CROUCHER	1:11.539
		7	17 Phil BAKER	1:11.535
ROW 2	1:11.390	6	188 Dawid KRAWIECKI	1:11.290
		5	88 Scott HALLIDAY	1:10.741
		4	49 Luke WALLINGTON	
ROW 1		3	71 Jon RAILTON	1:10.607
		2	48 Nicky WILSON	1:10.049
		1	26 Josh WAINWRIGHT	1:09.881
				Pole

Donington Park National: 1.9790 miles

These results are provisional until the conclusion of any judicial and technical matters.

Clerk Of Course :	Stewards :	Timekeeper : Richard Evans
-------------------	------------	----------------------------

Results can be found at www.tsl-timing.com

Printed - 10:23 Sunday, 04 June 2023





BMCRC - MRO Championships 2023 - Rnd 4 @ Donington Park

Reactive Parts MRO Powerbikes inc Clubman 1000

RACE 14 - CLASSIFICATION



POS	NO	CL	PIC NAME	ENTRY	LAPS	TIME	GAP	DIFF	MPH	BEST	ON
1	26		1 Josh WAINWRIGHT	Honda CBR1000RR - JW MOT Centre	12	14:10.982			100.30	1:09.753	4
2	71		2 Jon RAILTON	Ducati Panigale V2 -	12	14:11.585	0.603	0.603	100.23	1:09.854	4
3	48		3 Nicky WILSON	Suzuki GSXR 1000 - Demon GP/Haslemere Motorcy	12	14:13.257	2.275	1.672	100.03	1:10.008	5
4	134		4 Don GILBERT	Suzuki GSXR -	12	14:23.249	12.267	9.992	98.88	1:10.595	6
5	21		5 Jack CROUCHER	Kawasaki ZX10R - Trendy lofts / croucher carpentry ,	12	14:26.377	15.395	3.128	98.52	1:11.313	4
6	88		6 Scott HALLIDAY	Yamaha R1 -	12	14:31.242	20.260	4.865	97.97	1:11.286	6
7	17		7 Phil BAKER	BMW S1000RR - Ashford Accident Repair Centre	12	14:32.570	21.588	1.328	97.82	1:11.819	3
8	188		8 Dawid KRAWIECKI	Yamaha R1 - Code Blue LTD & D A East Electrical	12	14:32.608	21.626	0.038	97.82	1:11.966	3
9	37	C	1 Clayton GROVER	Yamaha R1 - Grover stunts	12	14:37.042	26.060	4.434	97.32	1:11.811	6
10	2		9 Peter BAKER	Kawasaki ZX10R - TJ & Peter Baker M/C	12	14:42.258	31.276	5.216	96.75	1:11.918	4
11	77	C	2 Thomas BENSTED	Yamaha R1 - Significant Debt Racing	12	14:43.111	32.129	0.853	96.65	1:11.624	4
12	53		10 Seamus McGLYNN	Yamaha R1 - S and D Build and Design Ltd	12	14:45.395	34.413	2.284	96.40	1:12.268	3
13	224	C	3 Lee HEALEY	Suzuki GSXR 1000R - Wilvin UK Ltd / Uniq3 Project	12	14:45.481	34.499	0.086	96.39	1:12.375	8
14	91	C	4 Chris TAYLOR	BMW S1000RR - Cam Civils and Landscaping LTD	12	14:47.149	36.167	1.668	96.21	1:12.397	8
15	57	C	5 Scott FORBES-COWDRY	Kawasaki ZX10R - Lincolnshire Landscaping Servici	12	14:47.798	36.816	0.649	96.14	1:12.642	8
16	30	C	6 Alex PENRICE	Yamaha R1 - AP Motorcycles	12	14:53.742	42.760	5.944	95.50	1:13.177	9
17	63		11 Matthew WREN	Suzuki GSXR - TBR Performance	12	15:12.111	1:01.129	18.369	93.58	1:14.456	3
18	4	C	7 Remi MATUZAS	Yamaha R1 - B Interiors	12	15:12.474	1:01.492	0.363	93.54	1:14.765	5
19	460	C	8 Simon GATES	Yamaha YZF R1 - T.A Roden LTD / Canine Plus Hyc	12	15:12.591	1:01.609	0.117	93.53	1:14.767	3
20	100	C	9 Anthony HUNTER	Kawasaki ZX10R -	12	15:12.720	1:01.738	0.129	93.52	1:14.322	3
21	79		12 Jason BURRILL	BMW M1000RR -	12	15:13.601	1:02.619	0.881	93.43	1:14.150	9
22	333		13 Andrew HOUGHTON	BMW S1000RR - Bahnstormer BMW	12	15:21.984	1:11.002	8.383	92.58	1:15.017	7
23	34	C	10 Ben CHEESEMAN	Kawasaki ZX10RR - BCH Services Kent Ltd	12	15:22.911	1:11.929	0.927	92.48	1:15.076	7
24	10		14 Daniel MERCER	Honda CBR1000RR - McLovin Racing	11	14:34.090	1 Lap	1 Lap	89.50	1:16.935	11
25	175		15 Arlindo PESTANA	BMW S1000RR - Pep's racing	11	14:36.725	1 Lap	2.635	89.23	1:18.002	5
26	281	C	11 Daniel FARLEY	Suzuki GSXR - F-TECH FIRE & ELECTRICAL LTD	11	14:49.524	1 Lap	12.799	87.95	1:18.928	9
27	261	C	12 Roberto DI GREGORIO	Ducati 899 Panigale - Physio Healthy	11	14:56.228	1 Lap	6.704	87.29	1:18.585	8
28	66	C	13 Stephen HARVEY	Kawasaki ZX10 -	11	15:15.008	1 Lap	18.780	85.50	1:21.343	6

NOT CLASSIFIED

DNF	274		Stewart LATIMER	Suzuki GSXR1000 R - Fat Bloke Racing RR	11	15:29.263	1 Lap	14.255	84.18	1:21.742	7
DNF	23	C	Harry HINCHCLIFFE	Kawasaki ZX10R GEN 4 -	10	12:31.481	2 Laps	1 Lap	94.62	1:13.190	2
DNF	49		Luke WALLINGTON	Triumph 765 - Elmech Racing	10	13:20.499	2 Laps	49.018	88.83	1:11.524	6
DNF	223	C	Rafal KISYK	Suzuki GSXR-1000 -	9	11:16.944	3 Laps	1 Lap	94.52	1:13.100	8
DNF	41		Colin THOMPSON	Suzuki GSXR1000 - Grp Motorsport	5	6:42.214	7 Laps	4 Laps	88.22	1:16.987	4
DNF	7		Seb JENKINS	Suzuki GSXR1000 -	0						

NOT STARTED

NS	78	C	Jamie THOMAS	Suzuki GSXR 1000 - Team RubyRacing DART Moto							
----	----	---	--------------	--	--	--	--	--	--	--	--

FASTEST LAP

26			Josh WAINWRIGHT	Honda CBR1000RR - JW MOT Centre	4	1:09.753		102.14 mph		164.38 kph	
77	C		Thomas BENSTED	Yamaha R1 - Significant Debt Racing	4	1:11.624		99.47 mph		160.08 kph	

Class - 92.5% of Race Speed = 92.77 mph
 Class C - 92.5% of Race Speed = 90.02 mph

Weather / Track : Sunny / Dry

These results are provisional until the conclusion of any judicial and technical matters.

Race Distance: 12 Laps / 23.74 miles

Donington Park National: 1.9790 miles

Date: 04/06/2023 Start: 14:21 Finish: 14:36

Clerk Of Course :	Stewards :	Timekeeper : Richard Evans
-------------------	------------	----------------------------

Results can be found at www.tsl-timing.com

Printed - 14:39 Sunday, 04 June 2023



BMCRC - MRO Championships 2023 - Rnd 4 @ Donington Park

Reactive Parts MRO Powerbikes inc Clubman 1000

RACE 14 - LAP CHART

LAP 1 @ 14:23:10.188

NO	BEHIND	LAP TIME
26		1:14.239
71	0.459	1:14.698
17	1.040	1:15.279
48	1.219	1:15.458
188	2.404	1:16.643
134	2.626	1:16.865
49	3.198	1:17.437
37	3.343	1:17.582
21	3.522	1:17.761
88	3.790	1:18.029
77	4.316	1:18.555
23	4.707	1:18.946
53	5.025	1:19.264
2	5.654	1:19.893
91	6.547	1:20.786
57	6.689	1:20.928
224	7.133	1:21.372
30	7.222	1:21.461
63	7.525	1:21.764
79	7.841	1:22.080
223	8.233	1:22.472
4	8.520	1:22.759
100	9.434	1:23.673
460	9.452	1:23.691
41	11.485	1:25.724
333	12.412	1:26.651
34	12.628	1:26.867
281	14.493	1:28.732
175	15.893	1:30.132
274	16.463	1:30.702
10	16.868	1:31.107
66	17.015	1:31.254
261	17.491	1:31.730

LAP 2 @ 14:24:19.974

NO	BEHIND	LAP TIME
26		1:09.786
71	1.206	1:10.533
48	2.136	1:10.703
17	3.144	1:11.890
188	4.701	1:12.083
134	4.889	1:12.049
21	5.850	1:12.114
49	5.963	1:12.551
88	6.290	1:12.286
37	7.182	1:13.625
77	7.681	1:13.151
23	8.111	1:13.190
53	8.298	1:13.059
2	8.870	1:13.002
91	9.988	1:13.227
57	10.845	1:13.942
224	11.451	1:14.104
30	12.482	1:15.046
63	12.782	1:15.043
79	13.218	1:15.163
223	13.578	1:15.131
4	13.978	1:15.244
460	14.673	1:15.007
100	15.536	1:15.888
41	18.729	1:17.030
333	18.782	1:16.156
34	20.030	1:17.188

281	24.550	1:19.843
175	24.969	1:18.862
10	25.296	1:18.214
274	28.693	1:22.016
261	28.877	1:21.172
66	30.385	1:23.156

LAP 3 @ 14:25:29.954

NO	BEHIND	LAP TIME
26		1:09.980
71	1.279	1:10.053
48	2.535	1:10.379
17	4.983	1:11.819
188	6.687	1:11.966
134	6.739	1:11.830
21	7.639	1:11.769
49	8.009	1:12.026
88	8.158	1:11.848
37	9.353	1:12.151
77	9.594	1:11.893
53	10.586	1:12.268
23	11.477	1:13.346
2	11.705	1:12.815
91	13.195	1:13.187
57	13.741	1:12.876
224	14.314	1:12.843
30	16.136	1:13.634
63	17.258	1:14.456
79	17.542	1:14.304
223	17.877	1:14.279
4	18.881	1:14.883
460	19.460	1:14.767
100	19.878	1:14.322
333	25.393	1:16.591
34	26.146	1:16.096
41	26.377	1:17.628
175	33.402	1:18.413
281	34.444	1:19.874
10	34.650	1:19.334
261	39.851	1:20.954
274	41.559	1:22.846
66	42.131	1:21.726

LAP 4 @ 14:26:39.707

NO	BEHIND	LAP TIME
26		1:09.753
71	1.380	1:09.854
48	2.860	1:10.078
17	7.503	1:12.273
134	8.166	1:11.180
188	8.940	1:12.006
21	9.199	1:11.313
49	10.105	1:11.849
88	10.558	1:12.153
77	11.465	1:11.624
37	11.992	1:12.392
53	13.146	1:12.313
2	13.870	1:11.918
23	15.219	1:13.495
91	16.469	1:13.027
57	17.208	1:13.220
224	17.674	1:13.113
30	20.194	1:13.811
63	22.583	1:15.078
79	22.989	1:15.200

223	23.268	1:15.144
4	24.197	1:15.069
460	24.474	1:14.767
100	24.817	1:14.692
333	31.912	1:16.272
34	32.677	1:16.284
41	33.611	1:16.987
175	41.742	1:18.093
10	42.218	1:17.321
281	44.421	1:19.730
261	52.411	1:22.313
274	54.477	1:22.671
66	55.109	1:22.731

LAP 5 @ 14:27:49.678

NO	BEHIND	LAP TIME
26		1:09.971
71	1.746	1:10.337
48	2.897	1:10.008
134	10.262	1:12.067
17	10.334	1:12.802
21	10.846	1:11.618
188	11.336	1:12.367
49	11.771	1:11.637
88	12.353	1:11.766
77	13.947	1:12.453
37	14.042	1:12.021
53	15.976	1:12.801
2	16.349	1:12.450
23	18.691	1:13.443
91	19.248	1:12.750
57	19.933	1:12.696
224	20.381	1:12.678
30	24.335	1:14.112
63	28.099	1:15.487
223	28.373	1:15.076
79	28.582	1:15.564
4	28.991	1:14.765
460	29.298	1:14.795
100	29.614	1:14.768
333	37.659	1:15.718
34	38.297	1:15.591
41	48.485	1:24.845 P
175	49.773	1:18.002
10	50.115	1:17.868
281	53.616	1:19.166
261	1:04.865	1:22.425
274	1:06.794	1:22.288
66	1:07.631	1:22.493

LAP 6 @ 14:28:59.489

NO	BEHIND	LAP TIME
26		1:09.811
71	2.178	1:10.243
48	3.170	1:10.084
134	11.046	1:10.595
21	12.469	1:11.434
17	13.184	1:12.661
49	13.484	1:11.524
88	13.828	1:11.286
188	13.885	1:12.360
37	16.042	1:11.811
77	17.780	1:13.644
53	19.008	1:12.843
2	19.525	1:12.987

23	22.515	1:13.635
91	22.607	1:13.170
57	22.973	1:12.851
224	23.108	1:12.538
30	28.237	1:13.713
223	33.329	1:14.767
63	33.684	1:15.396
79	34.286	1:15.515
4	34.687	1:15.507
460	34.789	1:15.302
100	35.292	1:15.489
333	43.469	1:15.621
34	43.992	1:15.506
175	58.198	1:18.236
10	58.761	1:18.457
281	1:03.617	1:19.812

LAP 7 @ 14:30:10.632

NO	BEHIND	LAP TIME
26		1:11.143
71	1.825	1:10.790
48	3.031	1:11.004
261	1 Lap	1:20.856
274	1 Lap	1:21.892
66	1 Lap	1:21.343
134	10.615	1:10.712
21	12.687	1:11.361
49	14.159	1:11.818
88	14.203	1:11.518
17	14.978	1:12.937
188	15.228	1:12.486
37	17.086	1:12.187
77	20.157	1:13.520
53	20.578	1:12.713
2	21.133	1:12.751
91	23.912	1:12.448
224	25.105	1:13.140
57	25.975	1:14.145
23	26.431	1:15.059
30	30.712	1:13.618
223	35.766	1:13.580
63	37.372	1:14.831
4	38.516	1:14.972
100	39.171	1:15.022
460	39.380	1:15.734
79	42.467	1:19.324
333	47.343	1:15.017
34	47.925	1:15.076
175	1:05.153	1:18.098
10	1:05.651	1:18.033

LAP 8 @ 14:31:21.315

NO	BEHIND	LAP TIME
26		1:10.683
281	1 Lap	1:20.017
71	2.188	1:11.046
48	2.935	1:10.587
134	11.911	1:11.979
261	1 Lap	1:19.321
21	13.619	1:11.615
88	15.712	1:12.192
49	15.922	1:12.446
17	16.762	1:12.467
188	17.153	1:12.608
274	1 Lap	1:21.742

37	19.254	1:12.851
66	1 Lap	1:22.373
77	22.486	1:13.012
53	23.053	1:13.158
2	23.472	1:13.022
91	25.626	1:12.397
224	26.797	1:12.375
57	27.934	1:12.642
23	29.995	1:14.247
30	33.374	1:13.345
223	38.183	1:13.100
63	42.583	1:15.894
100	42.971	1:14.483
4	43.404	1:15.571
460	43.515	1:14.818
79	48.492	1:16.708
333	51.792	1:15.132
34	52.360	1:15.118

LAP 9 @ 14:32:31.530

NO	BEHIND	LAP TIME
26		1:10.215
175	1 Lap	1:19.209
71	3.662	1:11.689
48	3.882	1:11.162
10	1 Lap	1:20.134
281	1 Lap	1:19.874
134	12.888	1:11.192
21	14.819	1:11.415
88	17.302	1:11.805
49	17.616	1:11.909
17	19.108	1:12.561
188	19.534	1:12.596
261	1 Lap	1:18.585
37	22.013	1:12.974
77	26.526	1:14.255
2	27.460	1:14.203
53	27.992	1:15.154
91	29.333	1:13.922
224	29.683	1:13.101
274	1 Lap	1:22.468
57	31.179	1:13.460
66	1 Lap	1:22.893
23	34.903	1:15.123
30	36.336	1:13.177
223	41.363	1:13.395
63	47.750	1:15.382
4	48.088	1:14.899
100	48.287	1:15.531
460	48.393	1:15.093
79	52.427	1:14.150
333	57.493	1:15.916
34	57.920	1:15.775

LAP 10 @ 14:33:42.298

NO	BEHIND	LAP TIME
26		1:10.768
71	3.554	1:10.660
48	3.996	1:10.882
175	1 Lap	1:19.189
10	1 Lap	1:18.072
134	13.357	1:11.237
21	16.035	1:11.984
281	1 Lap	1:18.928
88	19.752	1:13.218

BMCRC - MRO Championships 2023 - Rnd 4 @ Donington Park

Reactive Parts MRO Powerbikes inc Clubman 1000

RACE 14 - LAP CHART

17	20.693	1:12.353	10	1 Lap	1:16.935
188	21.095	1:12.329	175	1 Lap	1:18.991
37	23.824	1:12.579	37	26.060	1:13.846
261	1 Lap	1:19.227	2	31.276	1:12.523
2	30.316	1:13.624	77	32.129	1:12.721
77	30.340	1:14.582	53	34.413	1:14.536
53	30.919	1:13.695	224	34.499	1:14.092
224	31.835	1:12.920	91	36.167	1:14.449
91	32.424	1:13.859	57	36.816	1:13.936
57	33.883	1:13.472	281	1 Lap	1:23.167
30	40.142	1:14.574	30	42.760	1:13.918
274	1 Lap	1:22.783	261	1 Lap	1:19.773
66	1 Lap	1:22.698	63	1:01.129	1:17.925
23	45.132	1:20.997 P	4	1:01.492	1:17.947
63	52.482	1:15.500	460	1:01.609	1:17.410
4	52.776	1:15.456	100	1:01.738	1:17.543
100	53.214	1:15.695	79	1:02.619	1:16.979
460	53.342	1:15.717	66	1 Lap	1:22.808
79	55.874	1:14.215	333	1:11.002	1:17.884
333	1:02.396	1:15.671	34	1:11.929	1:17.167
34	1:03.560	1:16.408	274	1 Lap	1:37.883 P

LAP 11 @ 14:34:54.233

NO	BEHIND	LAP TIME
26		1:11.935
71	2.777	1:11.158
48	3.547	1:11.486
134	13.660	1:12.238
21	16.122	1:12.022
10	1 Lap	1:18.615
175	1 Lap	1:19.500
88	20.457	1:12.640
17	21.317	1:12.559
188	21.610	1:12.450
49	1 Lap	2:27.302 P
37	24.912	1:13.023
281	1 Lap	1:20.381
2	31.451	1:13.070
77	32.106	1:13.701
53	32.575	1:13.591
224	33.105	1:13.205
91	34.416	1:13.927
57	35.578	1:13.630
261	1 Lap	1:19.872
30	41.540	1:13.333
274	1 Lap	1:21.972
66	1 Lap	1:21.533
63	55.902	1:15.355
4	56.243	1:15.402
100	56.893	1:15.614
460	56.897	1:15.490
79	58.338	1:14.399
333	1:05.816	1:15.355
34	1:07.460	1:15.835

LAP 12 @ 14:36:06.931

NO	BEHIND	LAP TIME
26		1:12.698
71	0.603	1:10.524
48	2.275	1:11.426
134	12.267	1:11.305
21	15.395	1:11.971
88	20.260	1:12.501
17	21.588	1:12.969
188	21.626	1:12.714

Weather / Track : Sunny / Dry

Results can be found at www.tsl-timing.com

Page 2 of 2

Donington Park National: 1.9790 miles
Date: 04/06/2023 Start: 14:21 Finish: 14:36

Printed - 14:39 Sunday, 04 June 2023

BMCRC - MRO Championships 2023 - Rnd 4 @ Donington Park

Reactive Parts MRO Powerbikes inc Clubman 1000

RACE 14 - POSITION CHART

No	Name	Lap Pos	Lap												
			1	2	3	4	5	6	7	8	9	10	11	12	
26	WAINWRIGHT	1	26	26	26	26	26	26	26	26	26	26	26	26	26
48	WILSON	2	71	71	71	71	71	71	71	71	71	71	71	71	71
71	RAILTON	3	17	48	48	48	48	48	48	48	48	48	48	48	48
49	WALLINGTON	4	48	17	17	17	134	134	134	134	134	134	134	134	134
88	HALLIDAY	5	188	188	188	134	17	21	21	21	21	21	21	21	21
188	KRAWIECKI	6	134	134	134	188	21	17	49	88	88	88	88	88	88
17	BAKER	7	49	21	21	21	188	49	88	49	49	17	17	17	17
21	CROUCHER	8	37	49	49	49	49	88	17	17	17	188	188	188	188
134	GILBERT	9	21	88	88	88	88	188	188	188	188	37	37	37	37
53	McGLYNN	10	88	37	37	77	77	37	37	37	37	2	2	2	2
77	BENSTED	11	77	77	77	37	37	77	77	77	77	77	77	77	77
37	GROVER	12	23	23	53	53	53	53	53	53	2	53	53	53	53
223	KISYK	13	53	53	23	2	2	2	2	2	53	224	224	224	224
2	BAKER	14	2	2	2	23	23	23	91	91	91	91	91	91	91
57	FORBES-COWDRY	15	91	91	91	91	91	91	224	224	224	57	57	57	57
23	HINCHCLIFFE	16	57	57	57	57	57	57	57	57	57	30	30	30	30
91	TAYLOR	17	224	224	224	224	224	224	23	23	23	23	63	63	63
224	HEALEY	18	30	30	30	30	30	30	30	30	30	63	4	4	4
100	HUNTER	19	63	63	63	63	63	223	223	223	223	4	100	460	460
78	THOMAS	20	79	79	79	79	223	63	63	63	63	100	460	100	100
79	BURRILL	21	223	223	223	223	79	79	4	100	4	460	79	79	79
4	MATUZAS	22	4	4	4	4	4	4	100	4	100	79	333	333	333
30	PENRICE	23	100	460	460	460	460	460	460	460	460	333	34	34	34
63	WREN	24	460	100	100	100	100	100	79	79	79	34	10	10	10
7	JENKINS	25	41	41	333	333	333	333	333	333	333	10	175	175	175
41	THOMPSON	26	333	333	34	34	34	34	34	34	34	175	281	281	281
333	HOUGHTON	27	34	34	41	41	41	175	175	175	175	49	261	261	261
175	PESTANA	28	281	281	175	175	175	10	10	10	10	281	66	66	66
34	CHEESEMAN	29	175	175	281	10	10	281	281	281	281	261	274	274	274
460	GATES	30	274	10	10	281	281	261	261	261	261	274	274	274	274
10	MERCER	31	10	274	261	261	261	274	274	274	274	66	66	66	66
281	FARLEY	32	66	261	274	274	274	66	66	66	66	66	66	66	66
261	DI GREGORIO	33	261	66	66	66	66	66	66	66	66	66	66	66	66
66	HARVEY	34	66	66	66	66	66	66	66	66	66	66	66	66	66
274	LATIMER	35	66	66	66	66	66	66	66	66	66	66	66	66	66

BMCRC - MRO Championships 2023 - Rnd 4 @ Donington Park

Reactive Parts MRO Powerbikes inc Clubman 1000

RACE 14 - SECTOR ANALYSIS



SECTOR 1 = FL to I1, SECTOR 2 = I1 to FL, DIFF = Difference To Personal Best Lap, P = Crossed Finish Line in Pit Lane, D = Time Disallowed

P1 26		Josh WAINWRIGHT		Honda CBR1000RR - JW MOT Centre			
IDEAL LAP TIME : 1:09.527		BEST LAP TIME : 1:09.753		DIFFERENCE : 0.226			
LAP	SECTOR 1	SECTOR 2	LAP TIME	MPH	DIFF	TIME OF DAY	
1 -		24.255	1:14.239	95.96	4.486	14:23:10.188	
2 -	45.885	23.901	1:09.786 (2)	102.09	0.033	14:24:19.974	
3 -	45.768	24.212	1:09.980	101.80	0.227	14:25:29.954	
4 -	45.713	24.040	1:09.753 (1)	102.14		14:26:39.707	
5 -	45.855	24.116	1:09.971	101.82	0.218	14:27:49.678	
6 -	45.626	24.185	1:09.811 (3)	102.05	0.058	14:28:59.489	
7 -	46.912	24.231	1:11.143	100.14	1.390	14:30:10.632	
8 -	46.013	24.670	1:10.683	100.79	0.930	14:31:21.315	
9 -	45.950	24.265	1:10.215	101.46	0.462	14:32:31.530	
10 -	46.294	24.474	1:10.768	100.67	1.015	14:33:42.298	
11 -	47.105	24.830	1:11.935	99.04	2.182	14:34:54.233	
12 -	47.226	25.472	1:12.698	98.00	2.945	14:36:06.931	

P2 71		Jon RAILTON		Ducati Panigale V2 -			
IDEAL LAP TIME : 1:09.854		BEST LAP TIME : 1:09.854		DIFFERENCE : 0.000			
LAP	SECTOR 1	SECTOR 2	LAP TIME	MPH	DIFF	TIME OF DAY	
1 -		24.972	1:14.698	95.37	4.844	14:23:10.647	
2 -	45.900	24.633	1:10.533	101.01	0.679	14:24:21.180	
3 -	45.408	24.645	1:10.053 (2)	101.70	0.199	14:25:31.233	
4 -	45.329	24.525	1:09.854 (1)	101.99		14:26:41.087	
5 -	45.572	24.765	1:10.337	101.29	0.483	14:27:51.424	
6 -	45.523	24.720	1:10.243 (3)	101.42	0.389	14:29:01.667	
7 -	45.996	24.794	1:10.790	100.64	0.936	14:30:12.457	
8 -	45.710	25.336	1:11.046	100.28	1.192	14:31:23.503	
9 -	45.729	25.960	1:11.689	99.38	1.835	14:32:35.192	
10 -	45.722	24.938	1:10.660	100.82	0.806	14:33:45.852	
11 -	46.228	24.930	1:11.158	100.12	1.304	14:34:57.010	
12 -	45.729	24.795	1:10.524	101.02	0.670	14:36:07.534	

P3 48		Nicky WILSON		Suzuki GSXR 1000 - Demon GP/Haslemere Motorcycles			
IDEAL LAP TIME : 1:09.781		BEST LAP TIME : 1:10.008		DIFFERENCE : 0.227			
LAP	SECTOR 1	SECTOR 2	LAP TIME	MPH	DIFF	TIME OF DAY	
1 -		24.798	1:15.458	94.41	5.450	14:23:11.407	
2 -	46.157	24.546	1:10.703	100.76	0.695	14:24:22.110	
3 -	45.671	24.708	1:10.379	101.23	0.371	14:25:32.489	
4 -	45.879	24.199	1:10.078 (2)	101.66	0.070	14:26:42.567	
5 -	45.582	24.426	1:10.008 (1)	101.76		14:27:52.575	
6 -	45.686	24.398	1:10.084 (3)	101.65	0.076	14:29:02.659	
7 -	46.406	24.598	1:11.004	100.34	0.996	14:30:13.663	
8 -	45.872	24.715	1:10.587	100.93	0.579	14:31:24.250	
9 -	45.969	25.193	1:11.162	100.11	1.154	14:32:35.412	
10 -	46.256	24.626	1:10.882	100.51	0.874	14:33:46.294	
11 -	46.702	24.784	1:11.486	99.66	1.478	14:34:57.780	
12 -	46.367	25.059	1:11.426	99.74	1.418	14:36:09.206	

BMCRC - MRO Championships 2023 - Rnd 4 @ Donington Park

Reactive Parts MRO Powerbikes inc Clubman 1000

RACE 14 - SECTOR ANALYSIS



SECTOR 1 = FL to I1, SECTOR 2 = I1 to FL, DIFF = Difference To Personal Best Lap, P = Crossed Finish Line in Pit Lane, D = Time Disallowed

P4 134 Don GILBERT		Suzuki GSXR -				
IDEAL LAP TIME : 1:10.595		BEST LAP TIME : 1:10.595		DIFFERENCE : 0.000		
LAP	SECTOR 1	SECTOR 2	LAP TIME	MPH	DIFF	TIME OF DAY
1 -		24.866	1:16.865	92.68	6.270	14:23:12.814
2 -	47.378	24.671	1:12.049	98.88	1.454	14:24:24.863
3 -	46.840	24.990	1:11.830	99.18	1.235	14:25:36.693
4 -	46.501	24.679	1:11.180 (3)	100.09	0.585	14:26:47.873
5 -	47.323	24.744	1:12.067	98.86	1.472	14:27:59.940
6 -	46.301	24.294	1:10.595 (1)	100.92		14:29:10.535
7 -	46.334	24.378	1:10.712 (2)	100.75	0.117	14:30:21.247
8 -	47.432	24.547	1:11.979	98.98	1.384	14:31:33.226
9 -	46.529	24.663	1:11.192	100.07	0.597	14:32:44.418
10 -	46.824	24.413	1:11.237	100.01	0.642	14:33:55.655
11 -	47.691	24.547	1:12.238	98.62	1.643	14:35:07.893
12 -	46.641	24.664	1:11.305	99.91	0.710	14:36:19.198

P5 21 Jack CROUCHER		Kawasaki ZX10R - Trendy lofts / croucher carpentry / palmer per				
IDEAL LAP TIME : 1:11.122		BEST LAP TIME : 1:11.313		DIFFERENCE : 0.191		
LAP	SECTOR 1	SECTOR 2	LAP TIME	MPH	DIFF	TIME OF DAY
1 -		24.818	1:17.761	91.62	6.448	14:23:13.710
2 -	47.212	24.902	1:12.114	98.79	0.801	14:24:25.824
3 -	47.089	24.680	1:11.769	99.27	0.456	14:25:37.593
4 -	46.589	24.724	1:11.313 (1)	99.90		14:26:48.906
5 -	46.966	24.652	1:11.618	99.48	0.305	14:28:00.524
6 -	46.901	24.533	1:11.434	99.73	0.121	14:29:11.958
7 -	46.726	24.635	1:11.361 (2)	99.83	0.048	14:30:23.319
8 -	46.913	24.702	1:11.615	99.48	0.302	14:31:34.934
9 -	46.840	24.575	1:11.415 (3)	99.76	0.102	14:32:46.349
10 -	47.291	24.693	1:11.984	98.97	0.671	14:33:58.333
11 -	47.110	24.912	1:12.022	98.92	0.709	14:35:10.355
12 -	46.904	25.067	1:11.971	98.99	0.658	14:36:22.326

P6 88 Scott HALLIDAY		Yamaha R1 -				
IDEAL LAP TIME : 1:10.898		BEST LAP TIME : 1:11.286		DIFFERENCE : 0.388		
LAP	SECTOR 1	SECTOR 2	LAP TIME	MPH	DIFF	TIME OF DAY
1 -		25.226	1:18.029	91.30	6.743	14:23:13.978
2 -	47.333	24.953	1:12.286	98.56	1.000	14:24:26.264
3 -	47.050	24.798	1:11.848	99.16	0.562	14:25:38.112
4 -	47.316	24.837	1:12.153	98.74	0.867	14:26:50.265
5 -	46.124	25.642	1:11.766 (3)	99.27	0.480	14:28:02.031
6 -	46.399	24.887	1:11.286 (1)	99.94		14:29:13.317
7 -	46.744	24.774	1:11.518 (2)	99.62	0.232	14:30:24.835
8 -	46.969	25.223	1:12.192	98.69	0.906	14:31:37.027
9 -	46.844	24.961	1:11.805	99.22	0.519	14:32:48.832
10 -	47.868	25.350	1:13.218	97.30	1.932	14:34:02.050
11 -	47.573	25.067	1:12.640	98.08	1.354	14:35:14.690
12 -	47.335	25.166	1:12.501	98.26	1.215	14:36:27.191

BMCRC - MRO Championships 2023 - Rnd 4 @ Donington Park

Reactive Parts MRO Powerbikes inc Clubman 1000

RACE 14 - SECTOR ANALYSIS



SECTOR 1 = FL to I1, SECTOR 2 = I1 to FL, DIFF = Difference To Personal Best Lap, P = Crossed Finish Line in Pit Lane, D = Time Disallowed

P7 17		Phil BAKER		BMW S1000RR - Ashford Accident Repair Centre			
IDEAL LAP TIME : 1:11.500		BEST LAP TIME : 1:11.819		DIFFERENCE : 0.319			
LAP	SECTOR 1	SECTOR 2	LAP TIME	MPH	DIFF	TIME OF DAY	
1 -		24.955	1:15.279	94.64	3.460	14:23:11.228	
2 -	47.058	24.832	1:11.890 (2)	99.10	0.071	14:24:23.118	
3 -	46.858	24.961	1:11.819 (1)	99.20		14:25:34.937	
4 -	47.336	24.937	1:12.273 (3)	98.57	0.454	14:26:47.210	
5 -	47.843	24.959	1:12.802	97.86	0.983	14:28:00.012	
6 -	48.019	24.642	1:12.661	98.05	0.842	14:29:12.673	
7 -	47.696	25.241	1:12.937	97.68	1.118	14:30:25.610	
8 -	47.126	25.341	1:12.467	98.31	0.648	14:31:38.077	
9 -	47.491	25.070	1:12.561	98.18	0.742	14:32:50.638	
10 -	47.177	25.176	1:12.353	98.47	0.534	14:34:02.991	
11 -	47.551	25.008	1:12.559	98.19	0.740	14:35:15.550	
12 -	47.633	25.336	1:12.969	97.63	1.150	14:36:28.519	

P8 188		Dawid KRAWIECKI		Yamaha R1 - Code Blue LTD & D A East Electrical			
IDEAL LAP TIME : 1:11.690		BEST LAP TIME : 1:11.966		DIFFERENCE : 0.276			
LAP	SECTOR 1	SECTOR 2	LAP TIME	MPH	DIFF	TIME OF DAY	
1 -		25.152	1:16.643	92.95	4.677	14:23:12.592	
2 -	47.181	24.902	1:12.083 (3)	98.83	0.117	14:24:24.675	
3 -	46.838	25.128	1:11.966 (1)	99.00		14:25:36.641	
4 -	47.154	24.852	1:12.006 (2)	98.94	0.040	14:26:48.647	
5 -	46.987	25.380	1:12.367	98.45	0.401	14:28:01.014	
6 -	47.173	25.187	1:12.360	98.46	0.394	14:29:13.374	
7 -	47.553	24.933	1:12.486	98.28	0.520	14:30:25.860	
8 -	47.089	25.519	1:12.608	98.12	0.642	14:31:38.468	
9 -	47.415	25.181	1:12.596	98.14	0.630	14:32:51.064	
10 -	47.223	25.106	1:12.329	98.50	0.363	14:34:03.393	
11 -	47.534	24.916	1:12.450	98.33	0.484	14:35:15.843	
12 -	47.611	25.103	1:12.714	97.98	0.748	14:36:28.557	

P9 37 C		Clayton GROVER		Yamaha R1 - Grover stunts			
IDEAL LAP TIME : 1:11.811		BEST LAP TIME : 1:11.811		DIFFERENCE : 0.000			
LAP	SECTOR 1	SECTOR 2	LAP TIME	MPH	DIFF	TIME OF DAY	
1 -		25.139	1:17.582	91.83	5.771	14:23:13.531	
2 -	48.282	25.343	1:13.625	96.76	1.814	14:24:27.156	
3 -	47.036	25.115	1:12.151 (3)	98.74	0.340	14:25:39.307	
4 -	47.176	25.216	1:12.392	98.41	0.581	14:26:51.699	
5 -	46.942	25.079	1:12.021 (2)	98.92	0.210	14:28:03.720	
6 -	46.838	24.973	1:11.811 (1)	99.21		14:29:15.531	
7 -	47.093	25.094	1:12.187	98.69	0.376	14:30:27.718	
8 -	47.426	25.425	1:12.851	97.79	1.040	14:31:40.569	
9 -	47.496	25.478	1:12.974	97.63	1.163	14:32:53.543	
10 -	47.209	25.370	1:12.579	98.16	0.768	14:34:06.122	
11 -	47.645	25.378	1:13.023	97.56	1.212	14:35:19.145	
12 -	48.084	25.762	1:13.846	96.47	2.035	14:36:32.991	

BMCRC - MRO Championships 2023 - Rnd 4 @ Donington Park

Reactive Parts MRO Powerbikes inc Clubman 1000

RACE 14 - SECTOR ANALYSIS



SECTOR 1 = FL to I1, SECTOR 2 = I1 to FL, DIFF = Difference To Personal Best Lap, P = Crossed Finish Line in Pit Lane, D = Time Disallowed

P10 2		Peter BAKER		Kawasaki ZX10R - TJ & Peter Baker M/C			
IDEAL LAP TIME : 1:11.884		BEST LAP TIME : 1:11.918		DIFFERENCE : 0.034			
LAP	SECTOR 1	SECTOR 2	LAP TIME	MPH	DIFF	TIME OF DAY	
1 -		25.420	1:19.893	89.17	7.975	14:23:15.842	
2 -	47.981	25.021	1:13.002	97.59	1.084	14:24:28.844	
3 -	47.375	25.440	1:12.815	97.84	0.897	14:25:41.659	
4 -	46.863	25.055	1:11.918 (1)	99.06		14:26:53.577	
5 -	47.394	25.056	1:12.450 (2)	98.33	0.532	14:28:06.027	
6 -	47.529	25.458	1:12.987	97.61	1.069	14:29:19.014	
7 -	47.510	25.241	1:12.751	97.93	0.833	14:30:31.765	
8 -	47.492	25.530	1:13.022	97.56	1.104	14:31:44.787	
9 -	48.704	25.499	1:14.203	96.01	2.285	14:32:58.990	
10 -	47.763	25.861	1:13.624	96.77	1.706	14:34:12.614	
11 -	47.783	25.287	1:13.070	97.50	1.152	14:35:25.684	
12 -	47.338	25.185	1:12.523 (3)	98.23	0.605	14:36:38.207	

P11 77 C		Thomas BENSTED		Yamaha R1 - Significant Debt Racing			
IDEAL LAP TIME : 1:11.479		BEST LAP TIME : 1:11.624		DIFFERENCE : 0.145			
LAP	SECTOR 1	SECTOR 2	LAP TIME	MPH	DIFF	TIME OF DAY	
1 -		25.270	1:18.555	90.69	6.931	14:23:14.504	
2 -	47.917	25.234	1:13.151	97.39	1.527	14:24:27.655	
3 -	47.195	24.698	1:11.893 (2)	99.10	0.269	14:25:39.548	
4 -	46.781	24.843	1:11.624 (1)	99.47		14:26:51.172	
5 -	46.802	25.651	1:12.453 (3)	98.33	0.829	14:28:03.625	
6 -	48.312	25.332	1:13.644	96.74	2.020	14:29:17.269	
7 -	48.236	25.284	1:13.520	96.90	1.896	14:30:30.789	
8 -	47.535	25.477	1:13.012	97.58	1.388	14:31:43.801	
9 -	48.731	25.524	1:14.255	95.94	2.631	14:32:58.056	
10 -	48.374	26.208	1:14.582	95.52	2.958	14:34:12.638	
11 -	48.335	25.366	1:13.701	96.66	2.077	14:35:26.339	
12 -	47.597	25.124	1:12.721	97.97	1.097	14:36:39.060	

P12 53		Seamus McGLYNN		Yamaha R1 - S and D Build and Design Ltd			
IDEAL LAP TIME : 1:12.137		BEST LAP TIME : 1:12.268		DIFFERENCE : 0.131			
LAP	SECTOR 1	SECTOR 2	LAP TIME	MPH	DIFF	TIME OF DAY	
1 -		25.243	1:19.264	89.88	6.996	14:23:15.213	
2 -	48.158	24.901	1:13.059	97.51	0.791	14:24:28.272	
3 -	47.236	25.032	1:12.268 (1)	98.58		14:25:40.540	
4 -	47.353	24.960	1:12.313 (2)	98.52	0.045	14:26:52.853	
5 -	47.865	24.936	1:12.801	97.86	0.533	14:28:05.654	
6 -	47.494	25.349	1:12.843	97.80	0.575	14:29:18.497	
7 -	47.626	25.087	1:12.713 (3)	97.98	0.445	14:30:31.210	
8 -	47.751	25.407	1:13.158	97.38	0.890	14:31:44.368	
9 -	49.171	25.983	1:15.154	94.80	2.886	14:32:59.522	
10 -	48.208	25.487	1:13.695	96.67	1.427	14:34:13.217	
11 -	48.221	25.370	1:13.591	96.81	1.323	14:35:26.808	
12 -	48.591	25.945	1:14.536	95.58	2.268	14:36:41.344	

BMCRC - MRO Championships 2023 - Rnd 4 @ Donington Park

Reactive Parts MRO Powerbikes inc Clubman 1000

RACE 14 - SECTOR ANALYSIS



SECTOR 1 = FL to I1, SECTOR 2 = I1 to FL, DIFF = Difference To Personal Best Lap, P = Crossed Finish Line in Pit Lane, D = Time Disallowed

P13 224 C		Lee HEALEY		Suzuki GSXR 1000R - Wilvin UK Ltd / Uniq3 Projects Ltd			
IDEAL LAP TIME : 1:12.318		BEST LAP TIME : 1:12.375		DIFFERENCE : 0.057			
LAP	SECTOR 1	SECTOR 2	LAP TIME	MPH	DIFF	TIME OF DAY	
1 -		26.422	1:21.372	87.55	8.997	14:23:17.321	
2 -	48.716	25.388	1:14.104	96.14	1.729	14:24:31.425	
3 -	47.422	25.421	1:12.843	97.80	0.468	14:25:44.268	
4 -	47.769	25.344	1:13.113	97.44	0.738	14:26:57.381	
5 -	47.240	25.438	1:12.678 (3)	98.03	0.303	14:28:10.059	
6 -	47.256	25.282	1:12.538 (2)	98.21	0.163	14:29:22.597	
7 -	47.963	25.177	1:13.140	97.41	0.765	14:30:35.737	
8 -	47.141	25.234	1:12.375 (1)	98.44		14:31:48.112	
9 -	47.302	25.799	1:13.101	97.46	0.726	14:33:01.213	
10 -	47.554	25.366	1:12.920	97.70	0.545	14:34:14.133	
11 -	47.576	25.629	1:13.205	97.32	0.830	14:35:27.338	
12 -	48.224	25.868	1:14.092	96.15	1.717	14:36:41.430	

P14 91 C		Chris TAYLOR		BMW S1000RR - Cam Civils and Landscaping LTD			
IDEAL LAP TIME : 1:12.322		BEST LAP TIME : 1:12.397		DIFFERENCE : 0.075			
LAP	SECTOR 1	SECTOR 2	LAP TIME	MPH	DIFF	TIME OF DAY	
1 -		26.602	1:20.786	88.19	8.389	14:23:16.735	
2 -	48.030	25.197	1:13.227	97.29	0.830	14:24:29.962	
3 -	47.927	25.260	1:13.187	97.34	0.790	14:25:43.149	
4 -	47.870	25.157	1:13.027	97.56	0.630	14:26:56.176	
5 -	47.514	25.236	1:12.750 (3)	97.93	0.353	14:28:08.926	
6 -	47.910	25.260	1:13.170	97.37	0.773	14:29:22.096	
7 -	47.193	25.255	1:12.448 (2)	98.34	0.051	14:30:34.544	
8 -	47.268	25.129	1:12.397 (1)	98.41		14:31:46.941	
9 -	48.165	25.757	1:13.922	96.38	1.525	14:33:00.863	
10 -	48.712	25.147	1:13.859	96.46	1.462	14:34:14.722	
11 -	48.435	25.492	1:13.927	96.37	1.530	14:35:28.649	
12 -	48.379	26.070	1:14.449	95.69	2.052	14:36:43.098	

P15 57 C		Scott FORBES-COWDRY		Kawasaki ZX10R - Lincolnshire Landscaping Services			
IDEAL LAP TIME : 1:12.193		BEST LAP TIME : 1:12.642		DIFFERENCE : 0.449			
LAP	SECTOR 1	SECTOR 2	LAP TIME	MPH	DIFF	TIME OF DAY	
1 -		26.287	1:20.928	88.03	8.286	14:23:16.877	
2 -	48.455	25.487	1:13.942	96.35	1.300	14:24:30.819	
3 -	47.384	25.492	1:12.876	97.76	0.234	14:25:43.695	
4 -	48.118	25.102	1:13.220	97.30	0.578	14:26:56.915	
5 -	47.338	25.358	1:12.696 (2)	98.00	0.054	14:28:09.611	
6 -	47.375	25.476	1:12.851 (3)	97.79	0.209	14:29:22.462	
7 -	48.571	25.574	1:14.145	96.09	1.503	14:30:36.607	
8 -	47.091	25.551	1:12.642 (1)	98.07		14:31:49.249	
9 -	47.227	26.233	1:13.460	96.98	0.818	14:33:02.709	
10 -	48.019	25.453	1:13.472	96.97	0.830	14:34:16.181	
11 -	48.128	25.502	1:13.630	96.76	0.988	14:35:29.811	
12 -	48.072	25.864	1:13.936	96.36	1.294	14:36:43.747	

BMCRC - MRO Championships 2023 - Rnd 4 @ Donington Park

Reactive Parts MRO Powerbikes inc Clubman 1000

RACE 14 - SECTOR ANALYSIS



SECTOR 1 = FL to I1, SECTOR 2 = I1 to FL, DIFF = Difference To Personal Best Lap, P = Crossed Finish Line in Pit Lane, D = Time Disallowed

P16 30 C		Alex PENRICE		Yamaha R1 - AP Motorcycles			
IDEAL LAP TIME : 1:13.092		BEST LAP TIME : 1:13.177		DIFFERENCE : 0.085			
LAP	SECTOR 1	SECTOR 2	LAP TIME	MPH	DIFF	TIME OF DAY	
1 -		26.253	1:21.461	87.45	8.284	14:23:17.410	
2 -	48.975	26.071	1:15.046	94.93	1.869	14:24:32.456	
3 -	47.893	25.741	1:13.634	96.75	0.457	14:25:46.090	
4 -	47.998	25.813	1:13.811	96.52	0.634	14:26:59.901	
5 -	48.415	25.697	1:14.112	96.13	0.935	14:28:14.013	
6 -	48.094	25.619	1:13.713	96.65	0.536	14:29:27.726	
7 -	47.940	25.678	1:13.618	96.77	0.441	14:30:41.344	
8 -	47.723	25.622	1:13.345 (3)	97.13	0.168	14:31:54.689	
9 -	47.808	25.369	1:13.177 (1)	97.36		14:33:07.866	
10 -	48.961	25.613	1:14.574	95.53	1.397	14:34:22.440	
11 -	47.933	25.400	1:13.333 (2)	97.15	0.156	14:35:35.773	
12 -	47.958	25.960	1:13.918	96.38	0.741	14:36:49.691	

P17 63		Matthew WREN		Suzuki GSXR - TBR Performance			
IDEAL LAP TIME : 1:14.213		BEST LAP TIME : 1:14.456		DIFFERENCE : 0.243			
LAP	SECTOR 1	SECTOR 2	LAP TIME	MPH	DIFF	TIME OF DAY	
1 -		26.226	1:21.764	87.13	7.308	14:23:17.713	
2 -	49.334	25.709	1:15.043 (3)	94.94	0.587	14:24:32.756	
3 -	48.504	25.952	1:14.456 (1)	95.68		14:25:47.212	
4 -	48.983	26.095	1:15.078	94.89	0.622	14:27:02.290	
5 -	49.493	25.994	1:15.487	94.38	1.031	14:28:17.777	
6 -	49.201	26.195	1:15.396	94.49	0.940	14:29:33.173	
7 -	49.073	25.758	1:14.831 (2)	95.20	0.375	14:30:48.004	
8 -	49.179	26.715	1:15.894	93.87	1.438	14:32:03.898	
9 -	49.436	25.946	1:15.382	94.51	0.926	14:33:19.280	
10 -	49.724	25.776	1:15.500	94.36	1.044	14:34:34.780	
11 -	49.383	25.972	1:15.355	94.54	0.899	14:35:50.135	
12 -	51.048	26.877	1:17.925	91.42	3.469	14:37:08.060	

P18 4 C		Remi MATUZAS		Yamaha R1 - B Interiors			
IDEAL LAP TIME : 1:14.568		BEST LAP TIME : 1:14.765		DIFFERENCE : 0.197			
LAP	SECTOR 1	SECTOR 2	LAP TIME	MPH	DIFF	TIME OF DAY	
1 -		25.800	1:22.759	86.08	7.994	14:23:18.708	
2 -	49.564	25.680	1:15.244	94.68	0.479	14:24:33.952	
3 -	49.250	25.633	1:14.883 (2)	95.14	0.118	14:25:48.835	
4 -	49.333	25.736	1:15.069	94.90	0.304	14:27:03.904	
5 -	49.261	25.504	1:14.765 (1)	95.29		14:28:18.669	
6 -	49.674	25.833	1:15.507	94.35	0.742	14:29:34.176	
7 -	49.075	25.897	1:14.972	95.03	0.207	14:30:49.148	
8 -	49.396	26.175	1:15.571	94.27	0.806	14:32:04.719	
9 -	49.064	25.835	1:14.899 (3)	95.12	0.134	14:33:19.618	
10 -	49.748	25.708	1:15.456	94.42	0.691	14:34:35.074	
11 -	49.676	25.726	1:15.402	94.48	0.637	14:35:50.476	
12 -	51.256	26.691	1:17.947	91.40	3.182	14:37:08.423	

BMCRC - MRO Championships 2023 - Rnd 4 @ Donington Park

Reactive Parts MRO Powerbikes inc Clubman 1000

RACE 14 - SECTOR ANALYSIS



SECTOR 1 = FL to I1, SECTOR 2 = I1 to FL, DIFF = Difference To Personal Best Lap, P = Crossed Finish Line in Pit Lane, D = Time Disallowed

P19 460 C		Simon GATES		Yamaha YZF R1 - T.A Roden LTD / Canine Plus Hydro			
IDEAL LAP TIME : 1:14.391		BEST LAP TIME : 1:14.767		DIFFERENCE : 0.376			
LAP	SECTOR 1	SECTOR 2	LAP TIME	MPH	DIFF	TIME OF DAY	
1 -		26.313	1:23.691	85.12	8.924	14:23:19.640	
2 -	49.020	25.987	1:15.007	94.98	0.240	14:24:34.647	
3 -	48.844	25.923	1:14.767 (1)	95.29		14:25:49.414	
4 -	48.954	25.813	1:14.767 (1)	95.29		14:27:04.181	
5 -	49.248	25.547	1:14.795 (3)	95.25	0.028	14:28:18.976	
6 -	49.539	25.763	1:15.302	94.61	0.535	14:29:34.278	
7 -	49.200	26.534	1:15.734	94.07	0.967	14:30:50.012	
8 -	48.967	25.851	1:14.818	95.22	0.051	14:32:04.830	
9 -	49.362	25.731	1:15.093	94.87	0.326	14:33:19.923	
10 -	49.973	25.744	1:15.717	94.09	0.950	14:34:35.640	
11 -	49.677	25.813	1:15.490	94.37	0.723	14:35:51.130	
12 -	50.880	26.530	1:17.410	92.03	2.643	14:37:08.540	

P20 100 C		Anthony HUNTER		Kawasaki ZX10R -			
IDEAL LAP TIME : 1:14.220		BEST LAP TIME : 1:14.322		DIFFERENCE : 0.102			
LAP	SECTOR 1	SECTOR 2	LAP TIME	MPH	DIFF	TIME OF DAY	
1 -		26.473	1:23.673	85.14	9.351	14:23:19.622	
2 -	49.689	26.199	1:15.888	93.88	1.566	14:24:35.510	
3 -	48.590	25.732	1:14.322 (1)	95.86		14:25:49.832	
4 -	48.797	25.895	1:14.692 (3)	95.38	0.370	14:27:04.524	
5 -	49.138	25.630	1:14.768	95.28	0.446	14:28:19.292	
6 -	49.465	26.024	1:15.489	94.37	1.167	14:29:34.781	
7 -	48.914	26.108	1:15.022	94.96	0.700	14:30:49.803	
8 -	48.741	25.742	1:14.483 (2)	95.65	0.161	14:32:04.286	
9 -	49.344	26.187	1:15.531	94.32	1.209	14:33:19.817	
10 -	49.826	25.869	1:15.695	94.12	1.373	14:34:35.512	
11 -	49.481	26.133	1:15.614	94.22	1.292	14:35:51.126	
12 -	50.954	26.589	1:17.543	91.87	3.221	14:37:08.669	

P21 79		Jason BURRILL		BMW M1000RR -			
IDEAL LAP TIME : 1:14.124		BEST LAP TIME : 1:14.150		DIFFERENCE : 0.026			
LAP	SECTOR 1	SECTOR 2	LAP TIME	MPH	DIFF	TIME OF DAY	
1 -		26.168	1:22.080	86.80	7.930	14:23:18.029	
2 -	49.336	25.827	1:15.163	94.78	1.013	14:24:33.192	
3 -	48.616	25.688	1:14.304 (3)	95.88	0.154	14:25:47.496	
4 -	49.107	26.093	1:15.200	94.74	1.050	14:27:02.696	
5 -	49.536	26.028	1:15.564	94.28	1.414	14:28:18.260	
6 -	49.664	25.851	1:15.515	94.34	1.365	14:29:33.775	
7 -	48.995	30.329	1:19.324	89.81	5.174	14:30:53.099	
8 -	50.978	25.730	1:16.708	92.88	2.558	14:32:09.807	
9 -	48.642	25.508	1:14.150 (1)	96.08		14:33:23.957	
10 -	48.662	25.553	1:14.215 (2)	96.00	0.065	14:34:38.172	
11 -	48.655	25.744	1:14.399	95.76	0.249	14:35:52.571	
12 -	49.956	27.023	1:16.979	92.55	2.829	14:37:09.550	

BMCRC - MRO Championships 2023 - Rnd 4 @ Donington Park

Reactive Parts MRO Powerbikes inc Clubman 1000

RACE 14 - SECTOR ANALYSIS



SECTOR 1 = FL to I1, SECTOR 2 = I1 to FL, DIFF = Difference To Personal Best Lap, P = Crossed Finish Line in Pit Lane, D = Time Disallowed

P22 333		Andrew HOUGHTON		BMW S1000RR - Bahnstormer BMW		
IDEAL LAP TIME : 1:15.017		BEST LAP TIME : 1:15.017		DIFFERENCE : 0.000		
LAP	SECTOR 1	SECTOR 2	LAP TIME	MPH	DIFF	TIME OF DAY
1 -		26.613	1:26.651	82.22	11.634	14:23:22.600
2 -	50.146	26.010	1:16.156	93.55	1.139	14:24:38.756
3 -	50.278	26.313	1:16.591	93.02	1.574	14:25:55.347
4 -	50.437	25.835	1:16.272	93.41	1.255	14:27:11.619
5 -	50.009	25.709	1:15.718	94.09	0.701	14:28:27.337
6 -	50.037	25.584	1:15.621	94.21	0.604	14:29:42.958
7 -	49.474	25.543	1:15.017 (1)	94.97		14:30:57.975
8 -	49.521	25.611	1:15.132 (2)	94.82	0.115	14:32:13.107
9 -	49.903	26.013	1:15.916	93.84	0.899	14:33:29.023
10 -	50.034	25.637	1:15.671	94.15	0.654	14:34:44.694
11 -	49.585	25.770	1:15.355 (3)	94.54	0.338	14:36:00.049
12 -	51.872	26.012	1:17.884	91.47	2.867	14:37:17.933

P23 34 C		Ben CHEESEMAN		Kawasaki ZX10RR - BCH Services Kent Ltd		
IDEAL LAP TIME : 1:15.076		BEST LAP TIME : 1:15.076		DIFFERENCE : 0.000		
LAP	SECTOR 1	SECTOR 2	LAP TIME	MPH	DIFF	TIME OF DAY
1 -		27.021	1:26.867	82.01	11.791	14:23:22.816
2 -	50.683	26.505	1:17.188	92.30	2.112	14:24:40.004
3 -	49.517	26.579	1:16.096	93.62	1.020	14:25:56.100
4 -	50.220	26.064	1:16.284	93.39	1.208	14:27:12.384
5 -	49.761	25.830	1:15.591	94.25	0.515	14:28:27.975
6 -	49.742	25.764	1:15.506 (3)	94.35	0.430	14:29:43.481
7 -	49.390	25.686	1:15.076 (1)	94.89		14:30:58.557
8 -	49.399	25.719	1:15.118 (2)	94.84	0.042	14:32:13.675
9 -	49.966	25.809	1:15.775	94.02	0.699	14:33:29.450
10 -	50.531	25.877	1:16.408	93.24	1.332	14:34:45.858
11 -	49.803	26.032	1:15.835	93.94	0.759	14:36:01.693
12 -	50.614	26.553	1:17.167	92.32	2.091	14:37:18.860

P24 10		Daniel MERCER		Honda CBR1000RR - McLovin Racing		
IDEAL LAP TIME : 1:16.746		BEST LAP TIME : 1:16.935		DIFFERENCE : 0.189		
LAP	SECTOR 1	SECTOR 2	LAP TIME	MPH	DIFF	TIME OF DAY
1 -		29.173	1:31.107	78.20	14.172	14:23:27.056
2 -	51.740	26.474	1:18.214	91.09	1.279	14:24:45.270
3 -	52.146	27.188	1:19.334	89.80	2.399	14:26:04.604
4 -	50.650	26.671	1:17.321 (2)	92.14	0.386	14:27:21.925
5 -	51.128	26.740	1:17.868 (3)	91.49	0.933	14:28:39.793
6 -	51.796	26.661	1:18.457	90.80	1.522	14:29:58.250
7 -	51.288	26.745	1:18.033	91.30	1.098	14:31:16.283
8 -	51.421	28.713	1:20.134	88.90	3.199	14:32:36.417
9 -	51.528	26.544	1:18.072	91.25	1.137	14:33:54.489
10 -	52.276	26.339	1:18.615	90.62	1.680	14:35:13.104
11 -	50.407	26.528	1:16.935 (1)	92.60		14:36:30.039

P25 175		Arlindo PESTANA		BMW S1000RR - Pep's racing		
IDEAL LAP TIME : 1:17.650		BEST LAP TIME : 1:18.002		DIFFERENCE : 0.352		
LAP	SECTOR 1	SECTOR 2	LAP TIME	MPH	DIFF	TIME OF DAY
1 -		28.783	1:30.132	79.04	12.130	14:23:26.081
2 -	51.308	27.554	1:18.862	90.34	0.860	14:24:44.943
3 -	51.644	26.769	1:18.413	90.86	0.411	14:26:03.356
4 -	51.221	26.872	1:18.093 (2)	91.23	0.091	14:27:21.449
5 -	51.069	26.933	1:18.002 (1)	91.33		14:28:39.451
6 -	51.599	26.637	1:18.236	91.06	0.234	14:29:57.687
7 -	51.517	26.581	1:18.098 (3)	91.22	0.096	14:31:15.785
8 -	51.470	27.739	1:19.209	89.94	1.207	14:32:34.994
9 -	51.935	27.254	1:19.189	89.97	1.187	14:33:54.183
10 -	52.101	27.399	1:19.500	89.61	1.498	14:35:13.683
11 -	51.677	27.314	1:18.991	90.19	0.989	14:36:32.674

BMCRC - MRO Championships 2023 - Rnd 4 @ Donington Park

Reactive Parts MRO Powerbikes inc Clubman 1000

RACE 14 - SECTOR ANALYSIS



SECTOR 1 = FL to I1, SECTOR 2 = I1 to FL, DIFF = Difference To Personal Best Lap, P = Crossed Finish Line in Pit Lane, D = Time Disallowed

P26 281 C		Daniel FARLEY		Suzuki GSXR - F-TECH FIRE & ELECTRICAL LTD			
IDEAL LAP TIME : 1:18.928		BEST LAP TIME : 1:18.928		DIFFERENCE : 0.000			
LAP	SECTOR 1	SECTOR 2	LAP TIME	MPH	DIFF	TIME OF DAY	
1 -		28.206	1:28.732	80.29	9.804	14:23:24.681	
2 -	52.376	27.467	1:19.843	89.23	0.915	14:24:44.524	
3 -	52.540	27.334	1:19.874	89.19	0.946	14:26:04.398	
4 -	52.348	27.382	1:19.730 (3)	89.35	0.802	14:27:24.128	
5 -	52.292	26.874	1:19.166 (2)	89.99	0.238	14:28:43.294	
6 -	52.312	27.500	1:19.812	89.26	0.884	14:30:03.106	
7 -	53.037	26.980	1:20.017	89.03	1.089	14:31:23.123	
8 -	52.789	27.085	1:19.874	89.19	0.946	14:32:42.997	
9 -	52.113	26.815	1:18.928 (1)	90.26		14:34:01.925	
10 -	52.917	27.464	1:20.381	88.63	1.453	14:35:22.306	
11 -	54.803	28.364	1:23.167	85.66	4.239	14:36:45.473	

P27 261 C		Roberto DI GREGORIO		Ducati 899 Panigale - Physio Healthy			
IDEAL LAP TIME : 1:18.585		BEST LAP TIME : 1:18.585		DIFFERENCE : 0.000			
LAP	SECTOR 1	SECTOR 2	LAP TIME	MPH	DIFF	TIME OF DAY	
1 -		29.560	1:31.730	77.66	13.145	14:23:27.679	
2 -	53.545	27.627	1:21.172	87.77	2.587	14:24:48.851	
3 -	53.646	27.308	1:20.954	88.00	2.369	14:26:09.805	
4 -	53.930	28.383	1:22.313	86.55	3.728	14:27:32.118	
5 -	54.611	27.814	1:22.425	86.43	3.840	14:28:54.543	
6 -	53.388	27.468	1:20.856	88.11	2.271	14:30:15.399	
7 -	52.107	27.214	1:19.321 (3)	89.82	0.736	14:31:34.720	
8 -	51.532	27.053	1:18.585 (1)	90.66		14:32:53.305	
9 -	51.573	27.654	1:19.227 (2)	89.92	0.642	14:34:12.532	
10 -	52.508	27.364	1:19.872	89.20	1.287	14:35:32.404	
11 -	51.875	27.898	1:19.773	89.31	1.188	14:36:52.177	

P28 66 C		Stephen HARVEY		Kawasaki ZX10 -			
IDEAL LAP TIME : 1:20.936		BEST LAP TIME : 1:21.343		DIFFERENCE : 0.407			
LAP	SECTOR 1	SECTOR 2	LAP TIME	MPH	DIFF	TIME OF DAY	
1 -		28.736	1:31.254	78.07	9.911	14:23:27.203	
2 -	54.791	28.365	1:23.156	85.67	1.813	14:24:50.359	
3 -	53.607	28.119	1:21.726 (3)	87.17	0.383	14:26:12.085	
4 -	54.355	28.376	1:22.731	86.11	1.388	14:27:34.816	
5 -	53.786	28.707	1:22.493	86.36	1.150	14:28:57.309	
6 -	53.212	28.131	1:21.343 (1)	87.58		14:30:18.652	
7 -	54.312	28.061	1:22.373	86.49	1.030	14:31:41.025	
8 -	54.081	28.812	1:22.893	85.94	1.550	14:33:03.918	
9 -	54.334	28.364	1:22.698	86.15	1.355	14:34:26.616	
10 -	53.809	27.724	1:21.533 (2)	87.38	0.190	14:35:48.149	
11 -	53.658	29.150	1:22.808	86.03	1.465	14:37:10.957	

P29 274		Stewart LATIMER		Suzuki GSXR1000 R - Fat Bloke Racing RR			
IDEAL LAP TIME : 1:21.295		BEST LAP TIME : 1:21.742		DIFFERENCE : 0.447			
LAP	SECTOR 1	SECTOR 2	LAP TIME	MPH	DIFF	TIME OF DAY	
1 -		29.502	1:30.702	78.54	8.960	14:23:26.651	
2 -	54.013	28.003	1:22.016	86.86	0.274	14:24:48.667	
3 -	54.285	28.561	1:22.846	85.99	1.104	14:26:11.513	
4 -	54.576	28.095	1:22.671	86.18	0.929	14:27:34.184	
5 -	54.079	28.209	1:22.288	86.58	0.546	14:28:56.472	
6 -	53.567	28.325	1:21.892 (2)	87.00	0.150	14:30:18.364	
7 -	53.497	28.245	1:21.742 (1)	87.16		14:31:40.106	
8 -	54.276	28.192	1:22.468	86.39	0.726	14:33:02.574	
9 -	54.370	28.413	1:22.783	86.06	1.041	14:34:25.357	
10 -	54.174	27.798	1:21.972 (3)	86.91	0.230	14:35:47.329	
11 -	53.781	IN PIT	1:37.883 P	72.78	16.141	14:37:25.212	

BMCRC - MRO Championships 2023 - Rnd 4 @ Donington Park

Reactive Parts MRO Powerbikes inc Clubman 1000

RACE 14 - SECTOR ANALYSIS



SECTOR 1 = FL to I1, SECTOR 2 = I1 to FL, DIFF = Difference To Personal Best Lap, P = Crossed Finish Line in Pit Lane, D = Time Disallowed

P30 23 C		Harry HINCHCLIFFE		Kawasaki ZX10R GEN 4 -		
IDEAL LAP TIME : 1:13.124		BEST LAP TIME : 1:13.190		DIFFERENCE : 0.066		
LAP	SECTOR 1	SECTOR 2	LAP TIME	MPH	DIFF	TIME OF DAY
1 -		25.460	1:18.946	90.24	5.756	14:23:14.895
2 -	47.955	25.235	1:13.190 (1)	97.34		14:24:28.085
3 -	47.913	25.433	1:13.346 (2)	97.13	0.156	14:25:41.431
4 -	47.989	25.506	1:13.495	96.94	0.305	14:26:54.926
5 -	47.889	25.554	1:13.443 (3)	97.00	0.253	14:28:08.369
6 -	47.998	25.637	1:13.635	96.75	0.445	14:29:22.004
7 -	48.852	26.207	1:15.059	94.92	1.869	14:30:37.063
8 -	48.190	26.057	1:14.247	95.95	1.057	14:31:51.310
9 -	48.994	26.129	1:15.123	94.83	1.933	14:33:06.433
10 -	50.202	IN PIT	1:20.997 P	87.96	7.807	14:34:27.430

P31 49		Luke WALLINGTON		Triumph 765 - Elmech Racing		
IDEAL LAP TIME : 1:11.144		BEST LAP TIME : 1:11.524		DIFFERENCE : 0.380		
LAP	SECTOR 1	SECTOR 2	LAP TIME	MPH	DIFF	TIME OF DAY
1 -		25.648	1:17.437	92.00	5.913	14:23:13.386
2 -	47.019	25.532	1:12.551	98.20	1.027	14:24:25.937
3 -	46.622	25.404	1:12.026	98.91	0.502	14:25:37.963
4 -	46.970	24.879	1:11.849	99.16	0.325	14:26:49.812
5 -	46.265	25.372	1:11.637 (2)	99.45	0.113	14:28:01.449
6 -	46.316	25.208	1:11.524 (1)	99.61		14:29:12.973
7 -	46.581	25.237	1:11.818 (3)	99.20	0.294	14:30:24.791
8 -	47.105	25.341	1:12.446	98.34	0.922	14:31:37.237
9 -	46.843	25.066	1:11.909	99.07	0.385	14:32:49.146
10 -	1:44.974	IN PIT	2:27.302 P	48.36	1:15.778	14:35:16.448

P32 223 C		Rafal KISYK		Suzuki GSXR-1000 -		
IDEAL LAP TIME : 1:13.100		BEST LAP TIME : 1:13.100		DIFFERENCE : 0.000		
LAP	SECTOR 1	SECTOR 2	LAP TIME	MPH	DIFF	TIME OF DAY
1 -		25.887	1:22.472	86.38	9.372	14:23:18.421
2 -	49.383	25.748	1:15.131	94.82	2.031	14:24:33.552
3 -	48.625	25.654	1:14.279	95.91	1.179	14:25:47.831
4 -	49.198	25.946	1:15.144	94.81	2.044	14:27:02.975
5 -	49.599	25.477	1:15.076	94.89	1.976	14:28:18.051
6 -	49.404	25.363	1:14.767	95.29	1.667	14:29:32.818
7 -	48.345	25.235	1:13.580 (3)	96.82	0.480	14:30:46.398
8 -	47.888	25.212	1:13.100 (1)	97.46		14:31:59.498
9 -	47.903	25.492	1:13.395 (2)	97.07	0.295	14:33:12.893

P33 41		Colin THOMPSON		Suzuki GSXR1000 - Grp Motorsport		
IDEAL LAP TIME : 1:16.574		BEST LAP TIME : 1:16.987		DIFFERENCE : 0.413		
LAP	SECTOR 1	SECTOR 2	LAP TIME	MPH	DIFF	TIME OF DAY
1 -		27.031	1:25.724	83.11	8.737	14:23:21.673
2 -	50.288	26.742	1:17.030 (2)	92.49	0.043	14:24:38.703
3 -	50.200	27.428	1:17.628 (3)	91.77	0.641	14:25:56.331
4 -	50.411	26.576	1:16.987 (1)	92.54		14:27:13.318
5 -	49.998	IN PIT	1:24.845 P	83.97	7.858	14:28:38.163

BMCRC - MRO Championships 2023 - Rnd 4 @ Donington Park

Reactive Parts MRO Powerbikes inc Clubman 1000

RACE 14 - BEST SECTORS

SECTOR 1			SECTOR 2			IDEAL / BEST COMPARISON						
POS	NO	NAME	TIME	NO	NAME	TIME	POS	NO	NAME	IDEAL	BEST	DIFF
									PERFECT LAP	1:09.230		
1	71	RAILTON	45.329	26	WAINWRIGHT	23.901	1	26	WAINWRIGHT	1:09.527	1:09.753	0.226
2	48	WILSON	45.582	48	WILSON	24.199	2	48	WILSON	1:09.781	1:10.008	0.227
3	26	WAINWRIGHT	45.626	134	GILBERT	24.294	3	71	RAILTON	1:09.854	1:09.854	0.000
4	88	HALLIDAY	46.124	71	RAILTON	24.525	4	134	GILBERT	1:10.595	1:10.595	0.000
5	49	WALLINGTON	46.265	21	CROUCHER	24.533	5	88	HALLIDAY	1:10.898	1:11.286	0.388
6	134	GILBERT	46.301	17	BAKER	24.642	6	21	CROUCHER	1:11.122	1:11.313	0.191
7	21	CROUCHER	46.589	77	BENSTED	24.698	7	49	WALLINGTON	1:11.144	1:11.524	0.380
8	77	BENSTED	46.781	88	HALLIDAY	24.774	8	77	BENSTED	1:11.479	1:11.624	0.145
9	188	KRAWIECKI	46.838	188	KRAWIECKI	24.852	9	17	BAKER	1:11.500	1:11.819	0.319
10	37	GROVER	46.838	49	WALLINGTON	24.879	10	188	KRAWIECKI	1:11.690	1:11.966	0.276
11	17	BAKER	46.858	53	McGLYNN	24.901	11	37	GROVER	1:11.811	1:11.811	0.000
12	2	BAKER	46.863	37	GROVER	24.973	12	2	BAKER	1:11.884	1:11.918	0.034
13	57	FORBES-COWDRY	47.091	2	BAKER	25.021	13	53	McGLYNN	1:12.137	1:12.268	0.131
14	224	HEALEY	47.141	57	FORBES-COWDRY	25.102	14	57	FORBES-COWDRY	1:12.193	1:12.642	0.449
15	91	TAYLOR	47.193	91	TAYLOR	25.129	15	224	HEALEY	1:12.318	1:12.375	0.057
16	53	McGLYNN	47.236	224	HEALEY	25.177	16	91	TAYLOR	1:12.322	1:12.397	0.075
17	30	PENRICE	47.723	223	KISYK	25.212	17	30	PENRICE	1:13.092	1:13.177	0.085
18	223	KISYK	47.888	23	HINCHCLIFFE	25.235	18	223	KISYK	1:13.100	1:13.100	0.000
19	23	HINCHCLIFFE	47.889	30	PENRICE	25.369	19	23	HINCHCLIFFE	1:13.124	1:13.190	0.066
20	63	WREN	48.504	4	MATUZAS	25.504	20	79	BURRILL	1:14.124	1:14.150	0.026
21	100	HUNTER	48.590	79	BURRILL	25.508	21	63	WREN	1:14.213	1:14.456	0.243
22	79	BURRILL	48.616	333	HOUGHTON	25.543	22	100	HUNTER	1:14.220	1:14.322	0.102
23	460	GATES	48.844	460	GATES	25.547	23	460	GATES	1:14.391	1:14.767	0.376
24	4	MATUZAS	49.064	100	HUNTER	25.630	24	4	MATUZAS	1:14.568	1:14.765	0.197
25	34	CHEESEMAN	49.390	34	CHEESEMAN	25.686	25	333	HOUGHTON	1:15.017	1:15.017	0.000
26	333	HOUGHTON	49.474	63	WREN	25.709	26	34	CHEESEMAN	1:15.076	1:15.076	0.000
27	41	THOMPSON	49.998	10	MERCER	26.339	27	41	THOMPSON	1:16.574	1:16.987	0.413
28	10	MERCER	50.407	41	THOMPSON	26.576	28	10	MERCER	1:16.746	1:16.935	0.189
29	175	PESTANA	51.069	175	PESTANA	26.581	29	175	PESTANA	1:17.650	1:18.002	0.352
30	261	DI GREGORIO	51.532	281	FARLEY	26.815	30	261	DI GREGORIO	1:18.585	1:18.585	0.000
31	281	FARLEY	52.113	261	DI GREGORIO	27.053	31	281	FARLEY	1:18.928	1:18.928	0.000
32	66	HARVEY	53.212	66	HARVEY	27.724	32	66	HARVEY	1:20.936	1:21.343	0.407
33	274	LATIMER	53.497	274	LATIMER	27.798	33	274	LATIMER	1:21.295	1:21.742	0.447
34												

BMCRC - MRO Championships 2023 - Rnd 4 @ Donington Park

Reactive Parts MRO Powerbikes inc Clubman 1000

RACE 14 - STATISTICS

Competitors Started 34
Planned Start 2023-06-04 @ 14:10:00.000
Actual Start 2023-06-04 @ 14:21:55.948
Finish Time 2023-06-04 @ 14:36:06.930
Track Length 1.9790mi.
Total Laps 376
Total Distance Covered 744.1292mi.

Session Fastest Lap History

NO	CL	NAME	LAP TIME	TIME OF DAY	LAP	VEHICLE
26		Josh WAINWRIGHT	1:09.786	14:24:19.996	2	Honda CBR1000RR
26		Josh WAINWRIGHT	1:09.753	14:26:39.729	4	Honda CBR1000RR

Session Leader History

NO	CL	NAME	FROM LAP	LAPS LED	DISTANCE	VEHICLE
26		Josh WAINWRIGHT	1	12	23.71 miles	Honda CBR1000RR

Flag History

TYPE	TIME OF DAY
GREEN	14:21:55.948
FINISH	14:36:06.930

Flag Statistics

TYPE	COUNT	TOTAL LAPS	TOTAL TIME
Green	1	12	15:55.363
Red	0	0	0.000
Safety Car	0	0	0.000
FCY	0	0	0.000

BMCRC - MRO Championships 2023 - Rnd 4 @ Donington Park

Reactive Parts MRO Powerbikes inc Clubman 1000

RACE 14 - STATISTICS

CLASS :

19 Starters

Fastest Lap History

NO	NAME	LAP TIME	TIME OF DAY	LAP	VEHICLE
26	Josh WAINWRIGHT	1:09.786	14:24:19.996	2	Honda CBR1000RR
26	Josh WAINWRIGHT	1:09.753	14:26:39.729	4	Honda CBR1000RR

Leader History

NO	NAME	FROM LAP	LAPS LED	DISTANCE	VEHICLE
26	Josh WAINWRIGHT	1	12	23.71 miles	Honda CBR1000RR

BMCRC - MRO Championships 2023 - Rnd 4 @ Donington Park

Reactive Parts MRO Powerbikes inc Clubman 1000

RACE 14 - STATISTICS

CLASS : C

15 Starters

Fastest Lap History

NO	NAME	LAP TIME	TIME OF DAY	LAP	VEHICLE
37	Clayton GROVER	1:13.625	14:24:27.161	2	Yamaha R1
77	Thomas BENSTED	1:13.151	14:24:27.674	2	Yamaha R1
37	Clayton GROVER	1:12.151	14:25:39.312	3	Yamaha R1
77	Thomas BENSTED	1:11.893	14:25:39.567	3	Yamaha R1
77	Thomas BENSTED	1:11.624	14:26:51.191	4	Yamaha R1

Leader History

NO	NAME	FROM LAP	LAPS LED	DISTANCE	VEHICLE
37	Clayton GROVER	1	3	5.89 miles	Yamaha R1
77	Thomas BENSTED	4	2	3.95 miles	Yamaha R1
37	Clayton GROVER	6	7	13.85 miles	Yamaha R1



L & W CONTRACTORS

BMCRC ROOKIE 600 & 1000



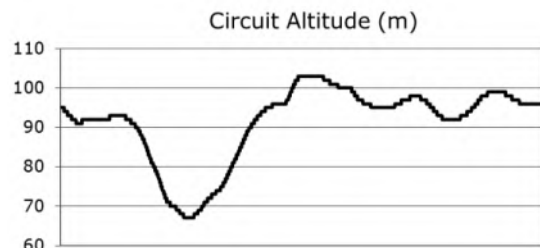
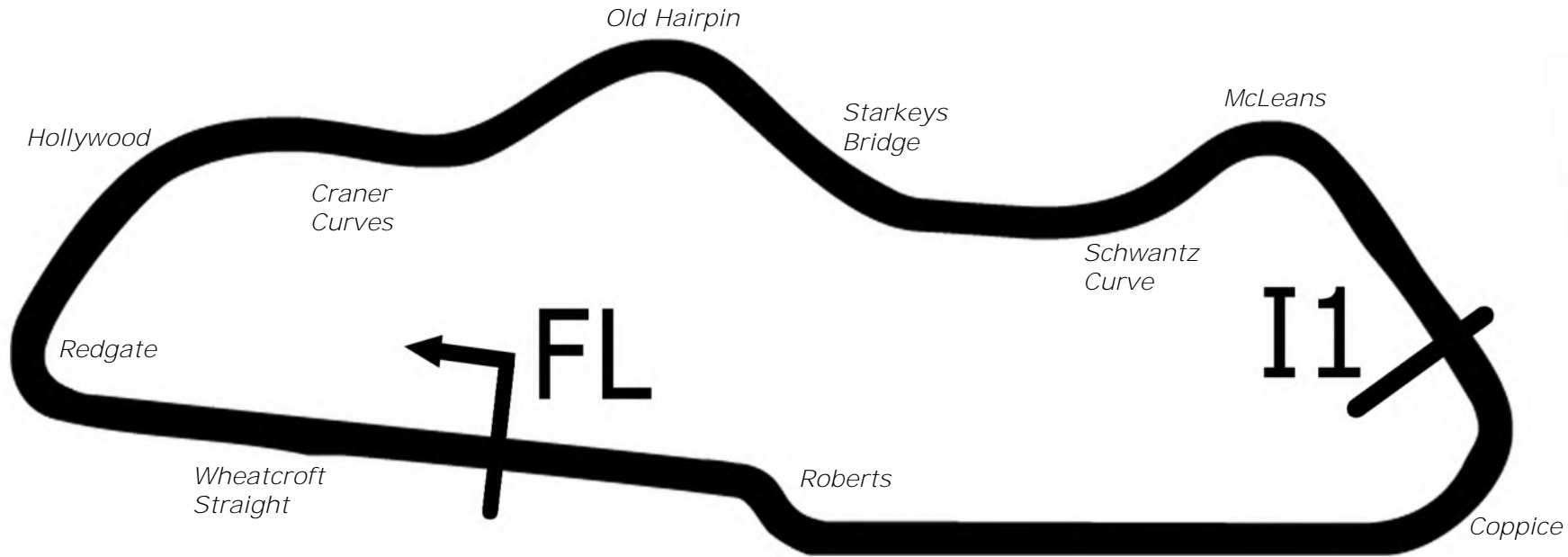
BMCRC-MRO Championships - Round 4
Donington Park National
3rd / 4th June 2023



Timing & Results Provided by Timing Solutions Ltd

www.tsl-timing.com

Donington Park National



Length	1.9790 miles	3185.0 m	
FL		52.82971 N	1.37867 W
I1	2096m	52.82978 N	1.36508 W
Pit Entry	3100m	52.82951 N	1.37832 W
Pit Exit	229m after FL	52.82996 N	1.38205 W
Pit Entry-Pit Exit 256m, 18.4s @50kph, 15.3s @60kph			

All results available at www.tsl-timing.com

BMCRC - MRO Championships 2023 - Rnd 4 @ Donington Park

L&W Contractors BMCRC Rookie 600 & Rookie 1000

QUALIFYING - CLASSIFICATION



CONTRACTORS LTD

POS	NO	CL	PIC NAME	ENTRY	TIME	ON	LAPS	GAP	DIFF	MPH
1	87	1000	1 Karl THOMPSON	Yamaha R1 - #Teamrace	1:13.663	8	8			96.71
2	17	1000	2 James LAYTON	Honda CBR1000RR-R -	1:13.675	4	8	0.012	0.012	96.70
3	12	1000	3 Duncan BEDWELL	Kawasaki ZX10R - Connected to homes LTD	1:13.937	3	9	0.274	0.262	96.36
4	100	1000	4 Sam CRANSTONE	BMW S1000RR - Fortis racing	1:14.160	6	8	0.497	0.223	96.07
5	56	1000	5 Paul HARRIS	Kawasaki ZX10R - Nhr Neil Harris Racing	1:14.929	6	7	1.266	0.769	95.08
6	24	600	1 Callum MANLEY	Honda CBR600RR - Becs sweets	1:14.971	3	4	1.308	0.042	95.03
7	21	600	2 Toby FINNIS	Kawasaki ZX6R - NOKA RACING - PRIME/TWT	1:15.239	6	6	1.576	0.268	94.69
8	33	1000	6 Luke BLACKFORD	Ducati 1299 - D5 Graphics Tyres4bikes	1:15.291	6	8	1.628	0.052	94.62
9	61	600	3 Jason GAMBLE	Kawasaki ZX6R - #TeamRace	1:16.645	5	8	2.982	1.354	92.95
10	115	600	4 Brian MAHER	Yamaha R6 -	1:16.651	5	8	2.988	0.006	92.94
11	149	1000	7 David WILKINS	Yamaha R1 - TwoClicksOut Racing	1:17.294	8	8	3.631	0.643	92.17
12	801	1000	8 Stefan MARSHALL	Aprilia RSV4 - Marshall builders	1:17.314	6	8	3.651	0.020	92.15
13	163	1000	9 Riccardo BIGUZZI	BMW S1000RR - Riccardo's Travel	1:17.338	5	8	3.675	0.024	92.12
14	187	1000	10 Scott DERMOTT	Yamaha R1 - TwoClicksOut Racing	1:17.674	5	8	4.011	0.336	91.72
15	175	1000	11 Arlindo PESTANA	BMW S1000RR - Pep's racing	1:17.678	3	8	4.015	0.004	91.72
16	191	1000	12 Maurice DAVEY	Suzuki GSXR 1000 - M D racing	1:18.082	6	8	4.419	0.404	91.24
17	23	1000	13 Jason PAES	Aprilia RSV4 - J&R Electrical Ltd	1:18.203	7	8	4.540	0.121	91.10
18	231	600	5 James COLLINS	Triumph 675 Daytona - JC Racing	1:18.537	5	8	4.874	0.334	90.71
19	123	1000	14 James VINCER	Kawasaki ZX 10 - A W RACING LTD	1:18.663	6	8	5.000	0.126	90.57
20	36	1000	15 Alan MORGAN	Suzuki GSXR 1000 - Little Duck Racing	1:18.940	7	7	5.277	0.277	90.25
21	4	600	6 Kallum BEDWELL	Yamaha R6 - CTHL-Connected to homes ltd	1:19.305	4	8	5.642	0.365	89.83
22	606*	600	7 Jake ANDERTON	Honda CBR600RR - CurrentElec Racing	1:19.751	5	8	6.088	0.446	89.33
23	911	600	8 Tom BRASTOCK	Suzuki GSXR 600 - MY POCKET	1:20.001	4	8	6.338	0.250	89.05
24	89	600	9 Marco STRILLOZZI	Yamaha R6 - KLUAPP.COM	1:20.363	5	7	6.700	0.362	88.65
25	43	600	10 Paul NIELD	Honda CBR600RR -	1:20.465	8	8	6.802	0.102	88.54
26	155	600	11 Eliot SMITH	Honda CBR600RR - Pro-Moto Europe Ltd	1:21.236	8	8	7.573	0.771	87.70
27	45	1000	16 Glenn SMITH	Kawasaki ZX10R - Team Blumpkin Racing	1:21.528	6	6	7.865	0.292	87.38
28	413	600	12 Paul CONSTANTINE	Kawasaki ZX6R -	1:21.911	7	7	8.248	0.383	86.98
29	14	1000	17 Alex YIANNI	BMW S1000 RR -	1:23.303	4	6	9.640	1.392	85.52
30	65	600	13 Frank MONTINI	Triumph 675R - Sara Johnson	1:23.450	5	7	9.787	0.147	85.37
31	7	600	14 Darren TAYLOR	Kawasaki ZX6R -	1:24.672	7	7	11.009	1.222	84.14
32	243	1000	18 Tony LE GALLEZ	Kawasaki ZX10R - Guttersnipe	1:25.512	5	6	11.849	0.840	83.31
33	52	600	15 Spencer CARRINGTON	Yamaha R6 - Seton Tuning	1:26.053	4	7	12.390	0.541	82.79
34	44	600	16 Sheridan GOATCHER	Yamaha R6 -	1:28.325	6	7	14.662	2.272	80.66
35	916	600	17 Adam FREWIN	Yamaha R6 - Dickens Cider	1:28.631	3	5	14.968	0.306	80.38
36	50	1000	19 Stuart MELHUISH	-	1:36.212	4	7	22.549	7.581	74.05
37	395	600	18 William NICHOLLS	Yamaha R6 - Will Nicholls Farriery	1:45.273	1	2	31.610	9.061	67.67

#606 - No working transponder, please fix for racing.

Weather / Track : Bright / Dry

These results are provisional until the conclusion of any judicial and technical matters.

Donington Park National: 1.9790 miles

Date: 03/06/2023 Start: 10:05 Finish: 10:15

Clerk Of Course :	Stewards :	Timekeeper : Richard Evans
-------------------	------------	----------------------------

Results can be found at www.tsl-timing.com

Printed - 10:17 Saturday, 03 June 2023



BMCRC - MRO Championships 2023 - Rnd 4 @ Donington Park

L&W Contractors BMCRC Rookie 600 & Rookie 1000

QUALIFYING - SECTOR ANALYSIS



SECTOR 1 = FL to I1, SECTOR 2 = I1 to FL, DIFF = Difference To Personal Best Lap, P = Crossed Finish Line in Pit Lane, D = Time Disallowed

P1 87 1000 Karl THOMPSON		Yamaha R1 - #Teamrace				
IDEAL LAP TIME : 1:13.663		BEST LAP TIME : 1:13.663		DIFFERENCE : 0.000		
LAP	SECTOR 1	SECTOR 2	LAP TIME	MPH	DIFF	TIME OF DAY
1 -	1:00.674	29.713	1:30.387	78.82	16.724	10:07:09.869
2 -	51.795	27.850	1:19.645	89.45	5.982	10:08:29.514
3 -	50.005	26.338	1:16.343	93.32	2.680	10:09:45.857
4 -	49.952	27.052	1:17.004	92.52	3.341	10:11:02.861
5 -	49.007	26.698	1:15.705 (3)	94.11	2.042	10:12:18.566
6 -	49.079	26.205	1:15.284 (2)	94.63	1.621	10:13:33.850
7 -	49.700	26.096	1:15.796	93.99	2.133	10:14:49.646
8 -	47.780	25.883	1:13.663 (1)	96.71		10:16:03.309

P2 17 1000 James LAYTON		Honda CBR1000RR-R -				
IDEAL LAP TIME : 1:13.534		BEST LAP TIME : 1:13.675		DIFFERENCE : 0.141		
LAP	SECTOR 1	SECTOR 2	LAP TIME	MPH	DIFF	TIME OF DAY
1 -	53.408	26.921	1:20.329	88.69	6.654	10:06:52.353
2 -	49.439	26.043	1:15.482 (3)	94.38	1.807	10:08:07.835
3 -	48.648	25.597	1:14.245 (2)	95.96	0.570	10:09:22.080
4 -	47.937	25.738	1:13.675 (1)	96.70		10:10:35.755
5 -	48.538	29.577	1:18.115	91.20	4.440	10:11:53.870
6 -	57.193	27.278	1:24.471	84.34	10.796	10:13:18.341
7 -	49.796	25.849	1:15.645	94.18	1.970	10:14:33.986
8 -	49.590	26.146	1:15.736	94.07	2.061	10:15:49.722

P3 12 1000 Duncan BEDWELL		Kawasaki ZX10R - Connected to homes LTD				
IDEAL LAP TIME : 1:13.885		BEST LAP TIME : 1:13.937		DIFFERENCE : 0.052		
LAP	SECTOR 1	SECTOR 2	LAP TIME	MPH	DIFF	TIME OF DAY
1 -	50.328	25.931	1:16.259	93.42	2.322	10:06:47.586
2 -	48.382	25.710	1:14.092 (2)	96.15	0.155	10:08:01.678
3 -	48.263	25.674	1:13.937 (1)	96.36		10:09:15.615
4 -	48.805	26.796	1:15.601	94.24	1.664	10:10:31.216
5 -	50.979	26.003	1:16.982	92.54	3.045	10:11:48.198
6 -	49.115	25.622	1:14.737 (3)	95.32	0.800	10:13:02.935
7 -	49.103	25.935	1:15.038	94.94	1.101	10:14:17.973
8 -	49.499	30.005	1:19.504	89.61	5.567	10:15:37.477
9 -	50.528	31.987	1:22.515	86.34	8.578	10:16:59.992

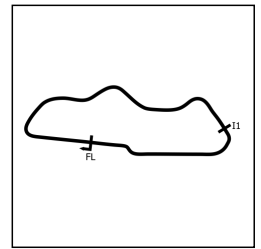
P4 100 1000 Sam CRANSTONE		BMW S1000RR - Fortis racing				
IDEAL LAP TIME : 1:14.160		BEST LAP TIME : 1:14.160		DIFFERENCE : 0.000		
LAP	SECTOR 1	SECTOR 2	LAP TIME	MPH	DIFF	TIME OF DAY
1 -	1:08.293	36.581	1:44.874	67.93	30.714	10:07:44.110
2 -	49.667	26.555	1:16.222	93.47	2.062	10:09:00.332
3 -	48.773	26.016	1:14.789 (3)	95.26	0.629	10:10:15.121
4 -	48.979	25.714	1:14.693 (2)	95.38	0.533	10:11:29.814
5 -	49.349	25.893	1:15.242	94.68	1.082	10:12:45.056
6 -	48.656	25.504	1:14.160 (1)	96.07		10:13:59.216
7 -	50.470	25.947	1:16.417	93.23	2.257	10:15:15.633
8 -	49.417	26.157	1:15.574	94.27	1.414	10:16:31.207

P5 56 1000 Paul HARRIS		Kawasaki ZX10R - Nhr Neil Harris Racing				
IDEAL LAP TIME : 1:14.929		BEST LAP TIME : 1:14.929		DIFFERENCE : 0.000		
LAP	SECTOR 1	SECTOR 2	LAP TIME	MPH	DIFF	TIME OF DAY
1 -	OUTLAP	IN PIT	1:45.621 P	67.45	30.692	10:08:44.635
2 -	OUTLAP	28.637	1:33.630	76.09	18.701	10:10:18.265
3 -	51.551	26.661	1:18.212	91.09	3.283	10:11:36.477
4 -	50.157	25.879	1:16.036 (2)	93.70	1.107	10:12:52.513
5 -	49.882	26.673	1:16.555 (3)	93.06	1.626	10:14:09.068
6 -	49.157	25.772	1:14.929 (1)	95.08		10:15:23.997
7 -	50.943	26.014	1:16.957	92.57	2.028	10:16:40.954

BMCRC - MRO Championships 2023 - Rnd 4 @ Donington Park

L&W Contractors BMCRC Rookie 600 & Rookie 1000

QUALIFYING - SECTOR ANALYSIS



SECTOR 1 = FL to I1, SECTOR 2 = I1 to FL, DIFF = Difference To Personal Best Lap, P = Crossed Finish Line in Pit Lane, D = Time Disallowed

P6		24 600		Callum MANLEY		Honda CBR600RR - Becs sweets	
IDEAL LAP TIME : 1:14.971		BEST LAP TIME : 1:14.971		DIFFERENCE : 0.000			
LAP	SECTOR 1	SECTOR 2	LAP TIME	MPH	DIFF	TIME OF DAY	
1 -	54.098	27.432	1:21.530 (3)	87.38	6.559	10:06:53.814	
2 -	49.504	26.480	1:15.984 (2)	93.76	1.013	10:08:09.798	
3 -	48.794	26.177	1:14.971 (1)	95.03		10:09:24.769	
4 -	50.464	IN PIT	1:20.757 P	88.22	5.786	10:10:45.526	

P7		21 600		Toby FINNIS		Kawasaki ZX6R - NOKA RACING - PRIME/TWT	
IDEAL LAP TIME : 1:15.239		BEST LAP TIME : 1:15.239		DIFFERENCE : 0.000			
LAP	SECTOR 1	SECTOR 2	LAP TIME	MPH	DIFF	TIME OF DAY	
1 -	54.832	28.447	1:23.279	85.55	8.040	10:07:00.368	
2 -	52.408	27.142	1:19.550	89.56	4.311	10:08:19.918	
3 -	50.046	26.947	1:16.993 (3)	92.53	1.754	10:09:36.911	
4 -	50.502	26.500	1:17.002	92.52	1.763	10:10:53.913	
5 -	49.567	26.129	1:15.696 (2)	94.12	0.457	10:12:09.609	
6 -	49.209	26.030	1:15.239 (1)	94.69		10:13:24.848	

P8		33 1000		Luke BLACKFORD		Ducati 1299 - D5 Graphics Tyres4bikes	
IDEAL LAP TIME : 1:15.291		BEST LAP TIME : 1:15.291		DIFFERENCE : 0.000			
LAP	SECTOR 1	SECTOR 2	LAP TIME	MPH	DIFF	TIME OF DAY	
1 -	57.685	28.659	1:26.344	82.51	11.053	10:07:00.129	
2 -	52.092	27.118	1:19.210	89.94	3.919	10:08:19.339	
3 -	50.161	26.915	1:17.076 (3)	92.43	1.785	10:09:36.415	
4 -	50.954	26.793	1:17.747	91.63	2.456	10:10:54.162	
5 -	49.765	26.452	1:16.217 (2)	93.47	0.926	10:12:10.379	
6 -	49.099	26.192	1:15.291 (1)	94.62		10:13:25.670	
7 -	52.934	27.628	1:20.562	88.43	5.271	10:14:46.232	
8 -	50.504	26.808	1:17.312	92.15	2.021	10:16:03.544	

P9		61 600		Jason GAMBLE		Kawasaki ZX6R - #TeamRace	
IDEAL LAP TIME : 1:16.495		BEST LAP TIME : 1:16.645		DIFFERENCE : 0.150			
LAP	SECTOR 1	SECTOR 2	LAP TIME	MPH	DIFF	TIME OF DAY	
1 -	57.516	28.970	1:26.486	82.37	9.841	10:07:10.683	
2 -	52.722	27.336	1:20.058	88.99	3.413	10:08:30.741	
3 -	50.472	27.599	1:18.071	91.25	1.426	10:09:48.812	
4 -	50.279	27.729	1:18.008	91.33	1.363	10:11:06.820	
5 -	49.932	26.713	1:16.645 (1)	92.95		10:12:23.465	
6 -	51.223	26.576	1:17.799 (3)	91.57	1.154	10:13:41.264	
7 -	50.445	26.823	1:17.268 (2)	92.20	0.623	10:14:58.532	
8 -	52.371	26.563	1:18.934	90.26	2.289	10:16:17.466	

P10		115 600		Brian MAHER		Yamaha R6 -	
IDEAL LAP TIME : 1:16.425		BEST LAP TIME : 1:16.651		DIFFERENCE : 0.226			
LAP	SECTOR 1	SECTOR 2	LAP TIME	MPH	DIFF	TIME OF DAY	
1 -	1:00.130	30.274	1:30.404	78.80	13.753	10:07:10.291	
2 -	52.690	27.442	1:20.132	88.91	3.481	10:08:30.423	
3 -	51.644	27.204	1:18.848	90.35	2.197	10:09:49.271	
4 -	51.632	26.731	1:18.363	90.91	1.712	10:11:07.634	
5 -	50.021	26.630	1:16.651 (1)	92.94		10:12:24.285	
6 -	50.899	26.404	1:17.303 (3)	92.16	0.652	10:13:41.588	
7 -	50.429	26.751	1:17.180 (2)	92.31	0.529	10:14:58.768	
8 -	52.424	26.776	1:19.200	89.95	2.549	10:16:17.968	

BMCRC - MRO Championships 2023 - Rnd 4 @ Donington Park

L&W Contractors BMCRC Rookie 600 & Rookie 1000

QUALIFYING - SECTOR ANALYSIS



SECTOR 1 = FL to I1, SECTOR 2 = I1 to FL, DIFF = Difference To Personal Best Lap, P = Crossed Finish Line in Pit Lane, D = Time Disallowed

P11 149 1000 David WILKINS		Yamaha R1 - TwoClicksOut Racing				
IDEAL LAP TIME : 1:17.294		BEST LAP TIME : 1:17.294		DIFFERENCE : 0.000		
LAP	SECTOR 1	SECTOR 2	LAP TIME	MPH	DIFF	TIME OF DAY
1 -	57.489	30.565	1:28.054	80.91	10.760	10:07:18.291
2 -	52.351	28.471	1:20.822	88.15	3.528	10:08:39.113
3 -	50.716	27.232	1:17.948 (3)	91.40	0.654	10:09:57.061
4 -	50.730	27.196	1:17.926 (2)	91.42	0.632	10:11:14.987
5 -	51.599	27.276	1:18.875	90.32	1.581	10:12:33.862
6 -	51.207	27.493	1:18.700	90.52	1.406	10:13:52.562
7 -	51.324	26.873	1:18.197	91.11	0.903	10:15:10.759
8 -	50.553	26.741	1:17.294 (1)	92.17		10:16:28.053

P12 801 1000 Stefan MARSHALL		Aprilia RSV4 - Marshall builders				
IDEAL LAP TIME : 1:17.124		BEST LAP TIME : 1:17.314		DIFFERENCE : 0.190		
LAP	SECTOR 1	SECTOR 2	LAP TIME	MPH	DIFF	TIME OF DAY
1 -	1:00.113	28.017	1:28.130	80.84	10.816	10:07:07.501
2 -	53.946	27.888	1:21.834	87.06	4.520	10:08:29.335
3 -	51.676	26.591	1:18.267	91.02	0.953	10:09:47.602
4 -	51.216	26.317	1:17.533 (2)	91.89	0.219	10:11:05.135
5 -	50.990	26.708	1:17.698 (3)	91.69	0.384	10:12:22.833
6 -	50.807	26.507	1:17.314 (1)	92.15		10:13:40.147
7 -	51.366	26.540	1:17.906	91.45	0.592	10:14:58.053
8 -	52.214	26.545	1:18.759	90.46	1.445	10:16:16.812

P13 163 1000 Riccardo BIGUZZI		BMW S1000RR - Riccardo's Travel				
IDEAL LAP TIME : 1:17.338		BEST LAP TIME : 1:17.338		DIFFERENCE : 0.000		
LAP	SECTOR 1	SECTOR 2	LAP TIME	MPH	DIFF	TIME OF DAY
1 -	59.471	27.940	1:27.411	81.50	10.073	10:07:07.968
2 -	51.827	27.028	1:18.855	90.35	1.517	10:08:26.823
3 -	50.868	26.734	1:17.602 (2)	91.81	0.264	10:09:44.425
4 -	51.220	27.162	1:18.382	90.89	1.044	10:11:02.807
5 -	50.630	26.708	1:17.338 (1)	92.12		10:12:20.145
6 -	50.788	27.351	1:18.139 (3)	91.17	0.801	10:13:38.284
7 -	51.355	27.067	1:18.422	90.85	1.084	10:14:56.706
8 -	51.502	26.862	1:18.364	90.91	1.026	10:16:15.070

P14 187 1000 Scott DERMOTT		Yamaha R1 - TwoClicksOut Racing				
IDEAL LAP TIME : 1:17.663		BEST LAP TIME : 1:17.674		DIFFERENCE : 0.011		
LAP	SECTOR 1	SECTOR 2	LAP TIME	MPH	DIFF	TIME OF DAY
1 -	1:03.931	30.754	1:34.685	75.24	17.011	10:07:25.871
2 -	57.502	29.241	1:26.743	82.13	9.069	10:08:52.614
3 -	54.560	27.576	1:22.136	86.74	4.462	10:10:14.750
4 -	52.266	26.861	1:19.127 (3)	90.04	1.453	10:11:33.877
5 -	51.202	26.472	1:17.674 (1)	91.72		10:12:51.551
6 -	51.191	27.071	1:18.262 (2)	91.03	0.588	10:14:09.813
7 -	52.695	28.765	1:21.460	87.46	3.786	10:15:31.273
8 -	51.945	27.295	1:19.240	89.91	1.566	10:16:50.513

P15 175 1000 Arlindo PESTANA		BMW S1000RR - Pep's racing				
IDEAL LAP TIME : 1:17.678		BEST LAP TIME : 1:17.678		DIFFERENCE : 0.000		
LAP	SECTOR 1	SECTOR 2	LAP TIME	MPH	DIFF	TIME OF DAY
1 -	55.175	28.664	1:23.839	84.98	6.161	10:07:01.862
2 -	51.699	27.645	1:19.344	89.79	1.666	10:08:21.206
3 -	50.895	26.783	1:17.678 (1)	91.72		10:09:38.884
4 -	50.920	27.153	1:18.073 (2)	91.25	0.395	10:10:56.957
5 -	51.221	27.211	1:18.432	90.83	0.754	10:12:15.389
6 -	51.200	27.182	1:18.382 (3)	90.89	0.704	10:13:33.771
7 -	51.819	27.822	1:19.641	89.45	1.963	10:14:53.412
8 -	51.704	27.470	1:19.174	89.98	1.496	10:16:12.586

BMCRC - MRO Championships 2023 - Rnd 4 @ Donington Park

L&W Contractors BMCRC Rookie 600 & Rookie 1000

QUALIFYING - SECTOR ANALYSIS



SECTOR 1 = FL to I1, SECTOR 2 = I1 to FL, DIFF = Difference To Personal Best Lap, P = Crossed Finish Line in Pit Lane, D = Time Disallowed

P16 191 1000 Maurice DAVEY			Suzuki GSXR 1000 - M D racing			
IDEAL LAP TIME : 1:18.082		BEST LAP TIME : 1:18.082		DIFFERENCE : 0.000		
LAP	SECTOR 1	SECTOR 2	LAP TIME	MPH	DIFF	TIME OF DAY
1 -	58.649	28.926	1:27.575	81.35	9.493	10:06:59.502
2 -	52.459	27.851	1:20.310	88.71	2.228	10:08:19.812
3 -	51.937	27.702	1:19.639	89.46	1.557	10:09:39.451
4 -	51.372	27.464	1:18.836 (3)	90.37	0.754	10:10:58.287
5 -	51.364	28.680	1:20.044	89.00	1.962	10:12:18.331
6 -	50.811	27.271	1:18.082 (1)	91.24		10:13:36.413
7 -	50.891	27.348	1:18.239 (2)	91.06	0.157	10:14:54.652
8 -	51.505	27.401	1:18.906	90.29	0.824	10:16:13.558

P17 23 1000 Jason PAES			Aprilia RSV4 - J&R Electrical Ltd			
IDEAL LAP TIME : 1:17.779		BEST LAP TIME : 1:18.203		DIFFERENCE : 0.424		
LAP	SECTOR 1	SECTOR 2	LAP TIME	MPH	DIFF	TIME OF DAY
1 -	58.452	29.814	1:28.266	80.71	10.063	10:07:02.263
2 -	52.740	28.479	1:21.219	87.72	3.016	10:08:23.482
3 -	52.487	27.462	1:19.949	89.11	1.746	10:09:43.431
4 -	51.003	27.898	1:18.901 (3)	90.29	0.698	10:11:02.332
5 -	51.666	27.276	1:18.942	90.25	0.739	10:12:21.274
6 -	51.508	26.872	1:18.380 (2)	90.89	0.177	10:13:39.654
7 -	50.907	27.296	1:18.203 (1)	91.10		10:14:57.857
8 -	54.544	28.363	1:22.907	85.93	4.704	10:16:20.764

P18 231 600 James COLLINS			Triumph 675 Daytona - JC Racing			
IDEAL LAP TIME : 1:18.372		BEST LAP TIME : 1:18.537		DIFFERENCE : 0.165		
LAP	SECTOR 1	SECTOR 2	LAP TIME	MPH	DIFF	TIME OF DAY
1 -	1:00.468	28.762	1:29.230	79.84	10.693	10:07:05.503
2 -	53.419	27.499	1:20.918	88.04	2.381	10:08:26.421
3 -	53.022	27.205	1:20.227	88.80	1.690	10:09:46.648
4 -	51.574	27.360	1:18.934 (3)	90.26	0.397	10:11:05.582
5 -	51.167	27.370	1:18.537 (1)	90.71		10:12:24.119
6 -	51.873	27.274	1:19.147	90.01	0.610	10:13:43.266
7 -	51.533	27.323	1:18.856 (2)	90.35	0.319	10:15:02.122
8 -	52.203	28.998	1:21.201	87.74	2.664	10:16:23.323

P19 123 1000 James VINCER			Kawasaki ZX 10 - A W RACING LTD			
IDEAL LAP TIME : 1:18.663		BEST LAP TIME : 1:18.663		DIFFERENCE : 0.000		
LAP	SECTOR 1	SECTOR 2	LAP TIME	MPH	DIFF	TIME OF DAY
1 -	1:01.593	29.924	1:31.517	77.85	12.854	10:07:23.505
2 -	53.478	27.865	1:21.343	87.58	2.680	10:08:44.848
3 -	53.428	27.538	1:20.966 (3)	87.99	2.303	10:10:05.814
4 -	53.434	27.917	1:21.351	87.57	2.688	10:11:27.165
5 -	52.179	27.637	1:19.816 (2)	89.26	1.153	10:12:46.981
6 -	51.315	27.348	1:18.663 (1)	90.57		10:14:05.644
7 -	54.987	28.030	1:23.017	85.82	4.354	10:15:28.661
8 -	52.910	30.947	1:23.857	84.96	5.194	10:16:52.518

P20 36 1000 Alan MORGAN			Suzuki GSXR 1000 - Little Duck Racing			
IDEAL LAP TIME : 1:18.827		BEST LAP TIME : 1:18.940		DIFFERENCE : 0.113		
LAP	SECTOR 1	SECTOR 2	LAP TIME	MPH	DIFF	TIME OF DAY
1 -	1:08.771	37.451	1:46.222	67.07	27.282	10:07:45.968
2 -	51.896	28.202	1:20.098 (3)	88.94	1.158	10:09:06.066
3 -	55.101	29.666	1:24.767	84.04	5.827	10:10:30.833
4 -	53.192	27.265	1:20.457	88.55	1.517	10:11:51.290
5 -	53.044	27.793	1:20.837	88.13	1.897	10:13:12.127
6 -	52.354	27.132	1:19.486 (2)	89.63	0.546	10:14:31.613
7 -	51.695	27.245	1:18.940 (1)	90.25		10:15:50.553

BMCRC - MRO Championships 2023 - Rnd 4 @ Donington Park

L&W Contractors BMCRC Rookie 600 & Rookie 1000

QUALIFYING - SECTOR ANALYSIS



SECTOR 1 = FL to I1, SECTOR 2 = I1 to FL, DIFF = Difference To Personal Best Lap, P = Crossed Finish Line in Pit Lane, D = Time Disallowed

P21 4 600 Kallum BEDWELL		Yamaha R6 - CTHL-Connected to homes ltd				
IDEAL LAP TIME : 1:19.135		BEST LAP TIME : 1:19.305		DIFFERENCE : 0.170		
LAP	SECTOR 1	SECTOR 2	LAP TIME	MPH	DIFF	TIME OF DAY
1 -	1:00.776	28.990	1:29.766	79.36	10.461	10:07:06.740
2 -	53.751	27.622	1:21.373	87.55	2.068	10:08:28.113
3 -	52.213	27.908	1:20.121	88.92	0.816	10:09:48.234
4 -	51.905	27.400	1:19.305 (1)	89.83		10:11:07.539
5 -	53.001	28.235	1:21.236	87.70	1.931	10:12:28.775
6 -	51.957	27.482	1:19.439 (2)	89.68	0.134	10:13:48.214
7 -	52.280	27.230	1:19.510 (3)	89.60	0.205	10:15:07.724
8 -	52.280	27.450	1:19.730	89.35	0.425	10:16:27.454

P22 606 600 Jake ANDERTON		Honda CBR600RR - CurrentElec Racing				
IDEAL LAP TIME :		BEST LAP TIME : 1:19.751		DIFFERENCE :		
LAP	SECTOR 1	SECTOR 2	LAP TIME	MPH	DIFF	TIME OF DAY
1 -			1:24.858	83.95	5.107	10:07:00.728
2 -			1:20.842	88.13	1.091	10:08:21.570
3 -			1:20.265	88.76	0.514	10:09:41.835
4 -			1:20.846	88.12	1.095	10:11:02.681
5 -			1:19.751 (1)	89.33		10:12:22.432
6 -			1:20.182	88.85	0.431	10:13:42.614
7 -			1:20.161 (3)	88.87	0.410	10:15:02.775
8 -			1:19.807 (2)	89.27	0.056	10:16:22.582

P23 911 600 Tom BRASTOCK		Suzuki GSXR 600 - MY POCKET				
IDEAL LAP TIME : 1:19.739		BEST LAP TIME : 1:20.001		DIFFERENCE : 0.262		
LAP	SECTOR 1	SECTOR 2	LAP TIME	MPH	DIFF	TIME OF DAY
1 -	1:00.245	29.889	1:30.134	79.04	10.133	10:07:13.893
2 -	56.212	28.981	1:25.193	83.62	5.192	10:08:39.086
3 -	52.873	28.150	1:21.023	87.93	1.022	10:10:00.109
4 -	51.958	28.043	1:20.001 (1)	89.05		10:11:20.110
5 -	52.301	27.996	1:20.297	88.72	0.296	10:12:40.407
6 -	52.392	27.838	1:20.230 (2)	88.80	0.229	10:14:00.637
7 -	54.547	27.781	1:22.328	86.53	2.327	10:15:22.965
8 -	52.010	28.246	1:20.256 (3)	88.77	0.255	10:16:43.221

P24 89 600 Marco STRILLOZZI		Yamaha R6 - KLUAPP.COM				
IDEAL LAP TIME : 1:20.363		BEST LAP TIME : 1:20.363		DIFFERENCE : 0.000		
LAP	SECTOR 1	SECTOR 2	LAP TIME	MPH	DIFF	TIME OF DAY
1 -	1:07.130	34.798	1:41.928	69.89	21.565	10:07:32.440
2 -	57.874	30.240	1:28.114	80.85	7.751	10:09:00.554
3 -	52.836	29.467	1:22.303 (3)	86.56	1.940	10:10:22.857
4 -	54.548	29.212	1:23.760	85.06	3.397	10:11:46.617
5 -	52.484	27.879	1:20.363 (1)	88.65		10:13:06.980
6 -	54.596	30.783	1:25.379	83.44	5.016	10:14:32.359
7 -	52.813	28.082	1:20.895 (2)	88.07	0.532	10:15:53.254

P25 43 600 Paul NIELD		Honda CBR600RR -				
IDEAL LAP TIME : 1:20.029		BEST LAP TIME : 1:20.465		DIFFERENCE : 0.436		
LAP	SECTOR 1	SECTOR 2	LAP TIME	MPH	DIFF	TIME OF DAY
1 -	1:04.991	30.424	1:35.415	74.67	14.950	10:07:20.235
2 -	55.309	28.681	1:23.990	84.82	3.525	10:08:44.225
3 -	53.692	27.711	1:21.403	87.52	0.938	10:10:05.628
4 -	53.164	28.241	1:21.405	87.52	0.940	10:11:27.033
5 -	53.257	27.904	1:21.161 (3)	87.78	0.696	10:12:48.194
6 -	52.534	28.041	1:20.575 (2)	88.42	0.110	10:14:08.769
7 -	53.182	28.505	1:21.687	87.21	1.222	10:15:30.456
8 -	52.318	28.147	1:20.465 (1)	88.54		10:16:50.921

BMCRC - MRO Championships 2023 - Rnd 4 @ Donington Park

L&W Contractors BMCRC Rookie 600 & Rookie 1000

QUALIFYING - SECTOR ANALYSIS



SECTOR 1 = FL to I1, SECTOR 2 = I1 to FL, DIFF = Difference To Personal Best Lap, P = Crossed Finish Line in Pit Lane, D = Time Disallowed

P26 155 600 Eliot SMITH		Honda CBR600RR - Pro-Moto Europe Ltd				
IDEAL LAP TIME : 1:21.236		BEST LAP TIME : 1:21.236		DIFFERENCE : 0.000		
LAP	SECTOR 1	SECTOR 2	LAP TIME	MPH	DIFF	TIME OF DAY
1 -	58.015	29.920	1:27.935	81.02	6.699	10:07:02.808
2 -	53.771	28.771	1:22.542	86.31	1.306	10:08:25.350
3 -	54.500	28.865	1:23.365	85.46	2.129	10:09:48.715
4 -	53.406	28.737	1:22.143 (3)	86.73	0.907	10:11:10.858
5 -	53.430	28.412	1:21.842 (2)	87.05	0.606	10:12:32.700
6 -	53.497	30.612	1:24.109	84.70	2.873	10:13:56.809
7 -	57.739	29.372	1:27.111	81.78	5.875	10:15:23.920
8 -	53.196	28.040	1:21.236 (1)	87.70		10:16:45.156

P27 45 1000 Glenn SMITH		Kawasaki ZX10R - Team Blumpkin Racing				
IDEAL LAP TIME : 1:21.259		BEST LAP TIME : 1:21.528		DIFFERENCE : 0.269		
LAP	SECTOR 1	SECTOR 2	LAP TIME	MPH	DIFF	TIME OF DAY
1 -	58.290	29.999	1:28.289	80.69	6.761	10:07:01.267
2 -	53.289	28.857	1:22.146	86.73	0.618	10:08:23.413
3 -	52.862	28.814	1:21.676 (2)	87.23	0.148	10:09:45.089
4 -	53.155	28.538	1:21.693 (3)	87.21	0.165	10:11:06.782
5 -	53.310	29.157	1:22.467	86.39	0.939	10:12:29.249
6 -	53.131	28.397	1:21.528 (1)	87.38		10:13:50.777

P28 413 600 Paul CONSTANTINE		Kawasaki ZX6R -				
IDEAL LAP TIME : 1:21.730		BEST LAP TIME : 1:21.911		DIFFERENCE : 0.181		
LAP	SECTOR 1	SECTOR 2	LAP TIME	MPH	DIFF	TIME OF DAY
1 -	1:08.266	32.721	1:40.987	70.55	19.076	10:07:27.129
2 -	1:03.704	32.601	1:36.305	73.97	14.394	10:09:03.434
3 -	56.440	29.165	1:25.605	83.22	3.694	10:10:29.039
4 -	54.307	28.403	1:22.710 (3)	86.14	0.799	10:11:51.749
5 -	55.041	28.389	1:23.430	85.39	1.519	10:13:15.179
6 -	54.128	28.063	1:22.191 (2)	86.68	0.280	10:14:37.370
7 -	53.667	28.244	1:21.911 (1)	86.98		10:15:59.281

P29 14 1000 Alex YIANNI		BMW S1000 RR -				
IDEAL LAP TIME : 1:23.303		BEST LAP TIME : 1:23.303		DIFFERENCE : 0.000		
LAP	SECTOR 1	SECTOR 2	LAP TIME	MPH	DIFF	TIME OF DAY
1 -	1:07.481	31.330	1:38.811	72.10	15.508	10:07:24.697
2 -	58.243	29.434	1:27.677	81.26	4.374	10:08:52.374
3 -	56.701	29.097	1:25.798 (3)	83.03	2.495	10:10:18.172
4 -	54.276	29.027	1:23.303 (1)	85.52		10:11:41.475
5 -	54.745	29.219	1:23.964 (2)	84.85	0.661	10:13:05.439
6 -	55.793	IN PIT	1:30.388 P	78.82	7.085	10:14:35.827

P30 65 600 Frank MONTINI		Triumph 675R - Sara Johnson				
IDEAL LAP TIME : 1:22.871		BEST LAP TIME : 1:23.450		DIFFERENCE : 0.579		
LAP	SECTOR 1	SECTOR 2	LAP TIME	MPH	DIFF	TIME OF DAY
1 -	1:04.165	31.911	1:36.076	74.15	12.626	10:07:29.025
2 -	58.157	30.192	1:28.349	80.64	4.899	10:08:57.374
3 -	55.236	29.982	1:25.218	83.60	1.768	10:10:22.592
4 -	55.480	29.548	1:25.028	83.79	1.578	10:11:47.620
5 -	53.966	29.484	1:23.450 (1)	85.37		10:13:11.070
6 -	55.534	28.905	1:24.439 (3)	84.37	0.989	10:14:35.509
7 -	54.623	29.700	1:24.323 (2)	84.49	0.873	10:15:59.832

BMCRC - MRO Championships 2023 - Rnd 4 @ Donington Park

L&W Contractors BMCRC Rookie 600 & Rookie 1000

QUALIFYING - SECTOR ANALYSIS



SECTOR 1 = FL to I1, SECTOR 2 = I1 to FL, DIFF = Difference To Personal Best Lap, P = Crossed Finish Line in Pit Lane, D = Time Disallowed

P31 7 600 Darren TAYLOR		Kawasaki ZX6R -				
IDEAL LAP TIME : 1:24.672		BEST LAP TIME : 1:24.672		DIFFERENCE : 0.000		
LAP	SECTOR 1	SECTOR 2	LAP TIME	MPH	DIFF	TIME OF DAY
1 -	1:07.615	32.919	1:40.534	70.86	15.862	10:07:17.328
2 -	1:01.202	31.460	1:32.662	76.88	7.990	10:08:49.990
3 -	59.359	30.681	1:30.040	79.12	5.368	10:10:20.030
4 -	57.193	31.034	1:28.227	80.75	3.555	10:11:48.257
5 -	57.174	29.832	1:27.006 (3)	81.88	2.334	10:13:15.263
6 -	57.044	29.938	1:26.982 (2)	81.90	2.310	10:14:42.245
7 -	55.743	28.929	1:24.672 (1)	84.14		10:16:06.917

P32 243 1000 Tony LE GALLEZ		Kawasaki ZX10R - Guttersnipe				
IDEAL LAP TIME : 1:25.289		BEST LAP TIME : 1:25.512		DIFFERENCE : 0.223		
LAP	SECTOR 1	SECTOR 2	LAP TIME	MPH	DIFF	TIME OF DAY
1 -	1:02.844	29.387	1:32.231	77.24	6.719	10:07:12.213
2 -	58.057	29.549	1:27.606	81.32	2.094	10:08:39.819
3 -	56.591	28.999	1:25.590 (2)	83.24	0.078	10:10:05.409
4 -	56.780	29.247	1:26.027 (3)	82.81	0.515	10:11:31.436
5 -	56.290	29.222	1:25.512 (1)	83.31		10:12:56.948
6 -	59.174	IN PIT	1:35.870 P	74.31	10.358	10:14:32.818

P33 52 600 Spencer CARRINGTON		Yamaha R6 - Seton Tuning				
IDEAL LAP TIME : 1:26.053		BEST LAP TIME : 1:26.053		DIFFERENCE : 0.000		
LAP	SECTOR 1	SECTOR 2	LAP TIME	MPH	DIFF	TIME OF DAY
1 -	1:05.615	33.839	1:39.454	71.63	13.401	10:07:29.512
2 -	1:03.394	32.198	1:35.592	74.53	9.539	10:09:05.104
3 -	58.965	29.899	1:28.864	80.17	2.811	10:10:33.968
4 -	56.615	29.438	1:26.053 (1)	82.79		10:12:00.021
5 -	57.048	29.940	1:26.988 (2)	81.90	0.935	10:13:27.009
6 -	56.997	30.330	1:27.327 (3)	81.58	1.274	10:14:54.336
7 -	58.155	31.118	1:29.273	79.80	3.220	10:16:23.609

P34 44 600 Sheridan GOATCHER		Yamaha R6 -				
IDEAL LAP TIME : 1:28.144		BEST LAP TIME : 1:28.325		DIFFERENCE : 0.181		
LAP	SECTOR 1	SECTOR 2	LAP TIME	MPH	DIFF	TIME OF DAY
1 -	1:03.892	31.109	1:35.001	74.99	6.676	10:07:10.113
2 -	59.986	31.449	1:31.435	77.92	3.110	10:08:41.548
3 -	59.969	30.232	1:30.201 (3)	78.98	1.876	10:10:11.749
4 -	59.141	37.125	1:36.266	74.00	7.941	10:11:48.015
5 -	1:04.058	32.890	1:36.948	73.48	8.623	10:13:24.963
6 -	57.912	30.413	1:28.325 (1)	80.66		10:14:53.288
7 -	58.758	30.681	1:29.439 (2)	79.65	1.114	10:16:22.727

P35 916 600 Adam FREWIN		Yamaha R6 - Dickens Cider				
IDEAL LAP TIME : 1:28.307		BEST LAP TIME : 1:28.631		DIFFERENCE : 0.324		
LAP	SECTOR 1	SECTOR 2	LAP TIME	MPH	DIFF	TIME OF DAY
1 -	1:05.437	35.204	1:40.641	70.79	12.010	10:07:23.445
2 -	58.891	31.176	1:30.067 (3)	79.10	1.436	10:08:53.512
3 -	58.097	30.534	1:28.631 (1)	80.38		10:10:22.143
4 -	58.621	30.210	1:28.831 (2)	80.20	0.200	10:11:50.974
5 -	1:00.633	IN PIT	1:38.083 P	72.63	9.452	10:13:29.057

BMCRC - MRO Championships 2023 - Rnd 4 @ Donington Park

L&W Contractors BMCRC Rookie 600 & Rookie 1000

QUALIFYING - SECTOR ANALYSIS



SECTOR 1 = FL to I1, SECTOR 2 = I1 to FL, DIFF = Difference To Personal Best Lap, P = Crossed Finish Line in Pit Lane, D = Time Disallowed

P36		50 1000		Stuart MELHUIISH		-	
IDEAL LAP TIME : 1:35.657		BEST LAP TIME : 1:36.212		DIFFERENCE : 0.555			
LAP	SECTOR 1	SECTOR 2	LAP TIME	MPH	DIFF	TIME OF DAY	
1 -	1:11.493	35.865	1:47.358	66.36	11.146	10:07:23.420	
2 -	1:07.126	34.361	1:41.487	70.20	5.275	10:09:04.907	
3 -	1:04.580	33.281	1:37.861	72.80	1.649	10:10:42.768	
4 -	1:03.534	32.678	1:36.212 (1)	74.05		10:12:18.980	
5 -	1:03.965	33.772	1:37.737 (3)	72.89	1.525	10:13:56.717	
6 -	1:04.721	33.065	1:37.786	72.85	1.574	10:15:34.503	
7 -	1:02.979	33.285	1:36.264 (2)	74.01	0.052	10:17:10.767	

P37		395 600		William NICHOLLS		Yamaha R6 - Will Nicholls Farriery	
IDEAL LAP TIME : 1:42.546		BEST LAP TIME : 1:45.273		DIFFERENCE : 2.727			
LAP	SECTOR 1	SECTOR 2	LAP TIME	MPH	DIFF	TIME OF DAY	
1 -	1:09.570	35.703	1:45.273 (1)	67.67		10:07:29.371	
2 -	1:06.843	IN PIT	1:44.996 P	67.85		10:09:14.367	

BMCRC - MRO Championships 2023 - Rnd 4 @ Donington Park

L&W Contractors BMCRC Rookie 600 & Rookie 1000

QUALIFYING - BEST SECTORS

SECTOR 1				SECTOR 2			IDEAL / BEST COMPARISON					
POS	NO	NAME	TIME	NO	NAME	TIME	POS	NO	NAME	IDEAL	BEST	DIFF
									PERFECT LAP	1:13.284		
1	87	THOMPSON	47.780	100	CRANSTONE	25.504	1	17	LAYTON	1:13.534	1:13.675	0.141
2	17	LAYTON	47.937	17	LAYTON	25.597	2	87	THOMPSON	1:13.663	1:13.663	0.000
3	12	BEDWELL	48.263	12	BEDWELL	25.622	3	12	BEDWELL	1:13.885	1:13.937	0.052
4	100	CRANSTONE	48.656	56	HARRIS	25.772	4	100	CRANSTONE	1:14.160	1:14.160	0.000
5	24	MANLEY	48.794	87	THOMPSON	25.883	5	56	HARRIS	1:14.929	1:14.929	0.000
6	33	BLACKFORD	49.099	21	FINNIS	26.030	6	24	MANLEY	1:14.971	1:14.971	0.000
7	56	HARRIS	49.157	24	MANLEY	26.177	7	21	FINNIS	1:15.239	1:15.239	0.000
8	21	FINNIS	49.209	33	BLACKFORD	26.192	8	33	BLACKFORD	1:15.291	1:15.291	0.000
9	61	GAMBLE	49.932	801	MARSHALL	26.317	9	115	MAHER	1:16.425	1:16.651	0.226
10	115	MAHER	50.021	115	MAHER	26.404	10	61	GAMBLE	1:16.495	1:16.645	0.150
11	149	WILKINS	50.553	187	DERMOTT	26.472	11	801	MARSHALL	1:17.124	1:17.314	0.190
12	163	BIGUZZI	50.630	61	GAMBLE	26.563	12	149	WILKINS	1:17.294	1:17.294	0.000
13	801	MARSHALL	50.807	163	BIGUZZI	26.708	13	163	BIGUZZI	1:17.338	1:17.338	0.000
14	191	DAVEY	50.811	149	WILKINS	26.741	14	187	DERMOTT	1:17.663	1:17.674	0.011
15	175	PESTANA	50.895	175	PESTANA	26.783	15	175	PESTANA	1:17.678	1:17.678	0.000
16	23	PAES	50.907	23	PAES	26.872	16	23	PAES	1:17.779	1:18.203	0.424
17	231	COLLINS	51.167	36	MORGAN	27.132	17	191	DAVEY	1:18.082	1:18.082	0.000
18	187	DERMOTT	51.191	231	COLLINS	27.205	18	231	COLLINS	1:18.372	1:18.537	0.165
19	123	VINCER	51.315	4	BEDWELL	27.230	19	123	VINCER	1:18.663	1:18.663	0.000
20	36	MORGAN	51.695	191	DAVEY	27.271	20	36	MORGAN	1:18.827	1:18.940	0.113
21	4	BEDWELL	51.905	123	VINCER	27.348	21	4	BEDWELL	1:19.135	1:19.305	0.170
22	911	BRASTOCK	51.958	43	NIELD	27.711	22	911	BRASTOCK	1:19.739	1:20.001	0.262
23	43	NIELD	52.318	911	BRASTOCK	27.781	23	43	NIELD	1:20.029	1:20.465	0.436
24	89	STRILLOZZI	52.484	89	STRILLOZZI	27.879	24	89	STRILLOZZI	1:20.363	1:20.363	0.000
25	45	SMITH	52.862	155	SMITH	28.040	25	155	SMITH	1:21.236	1:21.236	0.000
26	155	SMITH	53.196	413	CONSTANTINE	28.063	26	45	SMITH	1:21.259	1:21.528	0.269
27	413	CONSTANTINE	53.667	45	SMITH	28.397	27	413	CONSTANTINE	1:21.730	1:21.911	0.181
28	65	MONTINI	53.966	65	MONTINI	28.905	28	65	MONTINI	1:22.871	1:23.450	0.579
29	14	YIANNI	54.276	7	TAYLOR	28.929	29	14	YIANNI	1:23.303	1:23.303	0.000
30	7	TAYLOR	55.743	243	LE GALLEZ	28.999	30	7	TAYLOR	1:24.672	1:24.672	0.000
31	243	LE GALLEZ	56.290	14	YIANNI	29.027	31	243	LE GALLEZ	1:25.289	1:25.512	0.223
32	52	CARRINGTON	56.615	52	CARRINGTON	29.438	32	52	CARRINGTON	1:26.053	1:26.053	0.000
33	44	GOATCHER	57.912	916	FREWIN	30.210	33	44	GOATCHER	1:28.144	1:28.325	0.181
34	916	FREWIN	58.097	44	GOATCHER	30.232	34	916	FREWIN	1:28.307	1:28.631	0.324
35	50	MELHUISH	1:02.979	50	MELHUISH	32.678	35	50	MELHUISH	1:35.657	1:36.212	0.555
36	395	NICHOLLS	1:06.843	395	NICHOLLS	35.703	36	395	NICHOLLS	1:42.546	1:45.273	2.727
37							37	606	ANDERTON		1:19.751	

BMCRC - MRO Championships 2023 - Rnd 4 @ Donington Park

L&W Contractors BMCRC Rookie 600 & Rookie 1000

QUALIFYING - STATISTICS

Competitors Started	37
Planned Start	2023-06-03 @ 10:15:00.000
Actual Start	2023-06-03 @ 10:05:12.282
Finish Time	2023-06-03 @ 10:15:43.115
Track Length	1.9790mi.
Total Laps	267
Total Distance Covered	528.4109mi.

Session Fastest Lap History

NO	CL	NAME	LAP TIME	TIME OF DAY	LAP	VEHICLE
12	1000	Duncan BEDWELL	1:16.259	10:06:47.615	1	Kawasaki ZX10R
12	1000	Duncan BEDWELL	1:14.092	10:08:01.707	2	Kawasaki ZX10R
12	1000	Duncan BEDWELL	1:13.937	10:09:15.645	3	Kawasaki ZX10R
17	1000	James LAYTON	1:13.675	10:10:35.780	4	Honda CBR1000RR-R
87	1000	Karl THOMPSON	1:13.663	10:16:03.314	8	Yamaha R1

Flag History

TYPE	TIME OF DAY
GREEN	10:05:12.282
FINISH	10:15:43.115

Flag Statistics

TYPE	COUNT	TOTAL LAPS	TOTAL TIME
Green	1	9	12:09.164
Red	0	0	0.000
Safety Car	0	0	0.000
FCY	0	0	0.000

BMCRC - MRO Championships 2023 - Rnd 4 @ Donington Park

L&W Contractors BMCRC Rookie 600 & Rookie 1000

QUALIFYING - STATISTICS

CLASS : 1000

19 Starters

Fastest Lap History

NO	NAME	LAP TIME	TIME OF DAY	LAP	VEHICLE
12	Duncan BEDWELL	1:16.259	10:06:47.615	1	Kawasaki ZX10R
12	Duncan BEDWELL	1:14.092	10:08:01.707	2	Kawasaki ZX10R
12	Duncan BEDWELL	1:13.937	10:09:15.645	3	Kawasaki ZX10R
17	James LAYTON	1:13.675	10:10:35.780	4	Honda CBR1000RR-R
87	Karl THOMPSON	1:13.663	10:16:03.314	8	Yamaha R1

BMCRC - MRO Championships 2023 - Rnd 4 @ Donington Park

L&W Contractors BMCRC Rookie 600 & Rookie 1000

QUALIFYING - STATISTICS

CLASS : 600

18 Starters

Fastest Lap History

NO	NAME	LAP TIME	TIME OF DAY	LAP	VEHICLE
24	Callum MANLEY	1:21.530	10:06:53.818	1	Honda CBR600RR
24	Callum MANLEY	1:15.984	10:08:09.800	2	Honda CBR600RR
24	Callum MANLEY	1:14.971	10:09:24.773	3	Honda CBR600RR

BMCRC - MRO Championships 2023 - Rnd 4 @ Donington Park

L&W Contractors BMCRC Rookie 600 & Rookie 1000

RACE 6 - GRID (7 Laps)



CONTRACTORS LTD

ROW 15					43 122 James EGGINGTON	
ROW 14	42 395 1:45.273 William NICHOLLS	41 916 1:28.631 Adam FREWIN	40 44 1:28.325 Sheridan GOATCHER			
ROW 13	39 52 1:26.053 Spencer CARRINGTON		38 7 1:24.672 Darren TAYLOR	37 65 1:23.450 Frank MONTINI		
ROW 12	36 413 1:21.911 Paul CONSTANTINE	35 155 1:21.236 Eliot SMITH	34 43 1:20.465 Paul NIELD			
ROW 11	33 89 1:20.363 Marco STRILLOZZI		32 911 1:20.001 Tom BRASTOCK	31 606 1:19.751 Jake ANDERTON		
ROW 10	30 4 1:19.305 Kallum BEDWELL	29 231 1:18.537 James COLLINS	28 115 1:16.651 Brian MAHER			
ROW 9	27 61 1:16.645 Jason GAMBLE		26 21 1:15.239 Toby FINNIS	25 24 1:14.971 Callum MANLEY		
ROW 8						
ROW 7	21 81 Dan HARTLE		20 80 Marc DUNCALF	19 50 1:36.212 Stuart MELHUISSH		
ROW 6	18 243 1:25.512 Tony LE GALLEZ	17 14 1:23.303 Alex YIANNI	16 45 1:21.528 Glenn SMITH			
ROW 5	15 36 1:18.940 Alan MORGAN		14 123 1:18.663 James VINCER	13 23 1:18.203 Jason PAES		
ROW 4	12 191 1:18.082 Maurice DAVEY	11 175 1:17.678 Arlindo PESTANA	10 187 1:17.674 Scott DERMOTT			
ROW 3	9 163 1:17.338 Riccardo BIGUZZI		8 801 1:17.314 Stefan MARSHALL	7 149 1:17.294 David WILKINS		
ROW 2	6 33 1:15.291 Luke BLACKFORD	5 56 1:14.929 Paul HARRIS	4 100 1:14.160 Sam CRANSTONE			
ROW 1	3 12 1:13.937 Duncan BEDWELL		2 17 1:13.675 James LAYTON	1 87 1:13.663 Karl THOMPSON		
Pole						

Donington Park National: 1.9790 miles

These results are provisional until the conclusion of any judicial and technical matters.

Clerk Of Course :	Stewards :	Timekeeper : Richard Evans
-------------------	------------	----------------------------

Results can be found at www.tsl-timing.com

Printed - 10:25 Saturday, 03 June 2023



BMCRC - MRO Championships 2023 - Rnd 4 @ Donington Park

L&W Contractors BMCRC Rookie 600 & Rookie 1000

RACE 6 - CLASSIFICATION



CONTRACTORS LTD

POS	NO	CL	PIC NAME	ENTRY	LAPS	TIME	GAP	DIFF	MPH	BEST	ON
1	17	1000	1 James LAYTON	Honda CBR1000RR-R -	7	8:46.717			94.42	1:13.173	3
2	12	1000	2 Duncan BEDWELL	Kawasaki ZX10R - Connected to homes LTD	7	8:46.865	0.148	0.148	94.39	1:13.457	2
3	100	1000	3 Sam CRANSTONE	BMW S1000RR - Fortis racing	7	8:48.297	1.580	1.432	94.14	1:13.200	2
4	56	1000	4 Paul HARRIS	Kawasaki ZX10R - Nhr Neil Harris Racing	7	8:48.627	1.910	0.330	94.08	1:13.649	3
5	33	1000	5 Luke BLACKFORD	Ducati 1299 - D5 Graphics Tyres4bikes	7	8:50.440	3.723	1.813	93.76	1:13.948	3
6	87	1000	6 Karl THOMPSON	Yamaha R1 - #Teamrace	7	8:51.522	4.805	1.082	93.57	1:13.784	3
7	149	1000	7 David WILKINS	Yamaha R1 - TwoClicksOut Racing	7	9:03.809	17.092	12.287	91.45	1:15.673	2
8	801	1000	8 Stefan MARSHALL	Aprilia RSV4 - Marshall builders	7	9:05.431	18.714	1.622	91.18	1:16.419	2
9	187	1000	9 Scott DERMOTT	Yamaha R1 - TwoClicksOut Racing	7	9:08.600	21.883	3.169	90.65	1:16.457	2
10	163	1000	10 Riccardo BIGUZZI	BMW S1000RR - Riccardo's Travel	7	9:11.934	25.217	3.334	90.11	1:17.141	2
11	123	1000	11 James VINCER	Kawasaki ZX 10 - A W RACING LTD	7	9:14.083	27.366	2.149	89.76	1:17.757	3
12	36	1000	12 Alan MORGAN	Suzuki GSXR 1000 - Little Duck Racing	7	9:14.230	27.513	0.147	89.73	1:17.547	3
13	175	1000	13 Arlindo PESTANA	BMW S1000RR - Pep's racing	7	9:15.149	28.432	0.919	89.59	1:17.417	2
14	23	1000	14 Jason PAES	Aprilia RSV4 - J&R Electrical Ltd	7	9:15.489	28.772	0.340	89.53	1:16.799	3
15	191	1000	15 Maurice DAVEY	Suzuki GSXR 1000 - M D racing	7	9:21.815	35.098	6.326	88.52	1:19.058	7
16	81	1000	16 Dan HARTLE	Yamaha R1 2CR - #Teamrace	7	9:24.180	37.463	2.365	88.15	1:18.568	7
17	24	600	1 Callum MANLEY	Honda CBR600RR - Becs sweets	7	9:31.444	44.727	7.264	87.03	1:14.052	7
18	21	600	2 Toby FINNIS	Kawasaki ZX6R - NOKA RACING - PRIME/TWT	7	9:37.725	51.008	6.281	86.08	1:15.500	4
19	61*	600	3 Jason GAMBLE	Kawasaki ZX6R - #TeamRace	7	9:40.749	54.032	3.024	85.64	1:14.765	7
20	45	1000	17 Glenn SMITH	Kawasaki ZX10R - Team Blumpkin Racing	7	9:42.264	55.547	1.515	85.41	1:20.371	2
21	115	600	4 Brian MAHER	Yamaha R6 -	7	9:43.713	56.996	1.449	85.20	1:17.034	3
22	243	1000	18 Tony LE GALLEZ	Kawasaki ZX10R - Guttersnipe	7	9:44.679	57.962	0.966	85.06	1:20.797	2
23	231	600	5 James COLLINS	Triumph 675 Daytona - JC Racing	7	9:52.586	1:05.869	7.907	83.93	1:18.302	6
24	14	1000	19 Alex YIANNI	BMW S1000 RR -	7	9:52.933	1:06.216	0.347	83.88	1:22.599	2
25	4	600	6 Kallum BEDWELL	Yamaha R6 - CTHL-Connected to homes ltd	7	9:53.718	1:07.001	0.785	83.77	1:18.237	7
26	43	600	7 Paul NIELD	Honda CBR600RR -	7	9:54.478	1:07.761	0.760	83.66	1:18.753	2
27	89	600	8 Marco STRILLOZZI	Yamaha R6 - KLUAPP.COM	7	9:55.818	1:09.101	1.340	83.47	1:17.824	6
28	911	600	9 Tom BRASTOCK	Suzuki GSXR 600 - MY POCKET	7	9:56.072	1:09.355	0.254	83.43	1:17.898	2
29	413	600	10 Paul CONSTANTINE	Kawasaki ZX6R -	6	9:04.269	1 Lap	1 Lap	78.29	1:21.952	6
30	155	600	11 Eliot SMITH	Honda CBR600RR - Pro-Moto Europe Ltd	6	9:07.013	1 Lap	2.744	77.89	1:23.035	2
31	7	600	12 Darren TAYLOR	Kawasaki ZX6R -	6	9:07.213	1 Lap	0.200	77.86	1:23.914	2
32	65	600	13 Frank MONTINI	Triumph 675R - Sara Johnson	6	9:07.868	1 Lap	0.655	77.77	1:24.212	6
33	122	600	14 James EGGINGTON	Kawasaki ZX6R -	6	9:08.835	1 Lap	0.967	77.63	1:23.950	6
34	52	600	15 Spencer CARRINGTON	Yamaha R6 - Seton Tuning	6	9:12.361	1 Lap	3.526	77.14	1:24.178	2
35	916	600	16 Adam FREWIN	Yamaha R6 - Dickens Cider	6	9:12.912	1 Lap	0.551	77.06	1:24.238	2
36	395	600	17 William NICHOLLS	Yamaha R6 - Will Nicholls Farriery	6	9:55.647	1 Lap	42.735	71.53	1:31.088	3

NOT CLASSIFIED

DNF	50	1000	Stuart MELHUISE	-	3	4:46.736	4 Laps	3 Laps	74.06	1:32.760	2
DNF	44	600	Sheridan GOATCHER	Yamaha R6 -	3	4:59.691	4 Laps	12.955	70.86	1:25.456	2
DNF	606	600	Jake ANDERTON	Honda CBR600RR - CurrentElec Racing	2	3:32.188	5 Laps	1 Lap	66.51		

FASTEST LAP

17	1000	James LAYTON	Honda CBR1000RR-R -	3	1:13.173	97.36 mph	156.69 kph
24	600	Callum MANLEY	Honda CBR600RR - Becs sweets	7	1:14.052	96.21 mph	154.83 kph

#61 - 10 Second penalty - Yellow flag infringement.

Class 1000 - 92.5% of Race Speed = 87.33 mph

Class 600 - 92.5% of Race Speed = 80.50 mph

Weather / Track : Sunny / Dry

These results are provisional until the conclusion of any judicial and technical matters.

Race Distance: 7 Laps / 13.85 miles
Donington Park National: 1.9790 miles
Date: 03/06/2023 Start: 13:34 Finish: 13:43

Clerk Of Course :	Stewards :	Timekeeper : Richard Evans
-------------------	------------	----------------------------

Results can be found at www.tsl-timing.com

Printed - 13:46 Saturday, 03 June 2023



BMCRC - MRO Championships 2023 - Rnd 4 @ Donington Park

L&W Contractors BMCRC Rookie 600 & Rookie 1000

RACE 6 - LAP CHART

LAP 1 @ 13:36:11.737

NO	BEHIND	LAP TIME
100		1:18.354
87	0.251	1:18.605
17	0.657	1:19.011
12	0.762	1:19.116
33	1.333	1:19.687
56	1.685	1:20.039
149	3.431	1:21.785
801	3.626	1:21.980
187	4.055	1:22.409
163	5.402	1:23.756
36	5.448	1:23.802
175	6.144	1:24.498
123	6.412	1:24.766
191	7.460	1:25.814
23	7.580	1:25.934
81	8.734	1:27.088
45	9.377	1:27.731
243	9.720	1:28.074
14	11.250	1:29.604
50	22.529	1:40.883
24	35.575	1:53.929
61	36.481	1:54.835
21	36.538	1:54.892
115	37.617	1:55.971
231	38.891	1:57.245
43	39.955	1:58.309
911	41.221	1:59.575
606	41.544	1:59.898
4	41.913	2:00.267
89	42.790	2:01.144
65	44.988	2:03.342
413	45.285	2:03.639
155	46.683	2:05.037
7	46.920	2:05.274
52	47.237	2:05.591
122	48.149	2:06.503
916	49.281	2:07.635
44	50.038	2:08.392
395	55.343	2:13.697

LAP 2 @ 13:37:24.937

NO	BEHIND	LAP TIME
100		1:13.200
12	1.019	1:13.457
87	1.305	1:14.254
17	1.824	1:14.367
56	2.471	1:13.986
33	2.800	1:14.667
149	5.904	1:15.673
801	6.845	1:16.419
187	7.312	1:16.457
163	9.343	1:17.141
36	9.800	1:17.552
175	10.361	1:17.417
123	11.527	1:18.315
191	13.412	1:19.152
23	13.552	1:19.172
81	15.170	1:19.636
45	16.548	1:20.371
243	17.317	1:20.797
14	20.649	1:22.599
24	38.741	1:16.366
21	39.136	1:15.798

61	39.483	1:16.202
115	41.894	1:17.477
50	42.089	1:32.760
231	44.803	1:19.112
43	45.508	1:18.753
911	45.919	1:17.898
4	47.916	1:19.203
89	49.088	1:19.498
413	55.640	1:23.555
155	56.518	1:23.035
65	57.404	1:25.616
7	57.634	1:23.914
52	58.215	1:24.178
122	59.795	1:24.846
916	1:00.319	1:24.238
606	1:00.634	1:32.290 P
44	1:02.294	1:25.456

LAP 3 @ 13:38:39.271

NO	BEHIND	LAP TIME
100		1:14.334
12	0.359	1:13.674
17	0.663	1:13.173
87	0.755	1:13.784
395	1 Lap	1:33.046
56	1.786	1:13.649
33	2.414	1:13.948
149	8.135	1:16.565
801	9.754	1:17.243
187	10.340	1:17.362
163	12.230	1:17.221
36	13.013	1:17.547
175	13.933	1:17.906
123	14.950	1:17.757
23	16.017	1:16.799
191	18.405	1:19.327
81	20.520	1:19.684
45	23.135	1:20.921
243	24.377	1:21.394
14	29.061	1:22.746
61	39.990	1:14.841
24	40.390	1:15.983
21	40.639	1:15.837
115	44.594	1:17.034
231	51.513	1:21.044
911	51.838	1:20.253
43	51.923	1:20.749
4	52.482	1:18.900
89	54.101	1:19.347
50	1:00.848	1:33.093
413	1:04.484	1:23.178
155	1:05.782	1:23.598
65	1:07.364	1:24.294
7	1:07.747	1:24.447
52	1:08.430	1:24.549
122	1:09.644	1:24.183
916	1:11.154	1:25.169
44	1:13.803	1:25.843

LAP 4 @ 13:39:54.294

NO	BEHIND	LAP TIME
17		1:14.360
100	0.085	1:15.108
12	0.550	1:15.214
87	0.655	1:14.923

56	1.252	1:14.489
33	1.545	1:14.154
149	9.503	1:16.391
801	11.504	1:16.773
187	13.714	1:18.397
163	15.177	1:17.970
36	16.207	1:18.217
395	1 Lap	1:31.088
175	17.006	1:18.096
123	18.355	1:18.428
23	18.773	1:17.779
191	22.517	1:19.135
81	24.828	1:19.331
45	28.866	1:20.754
243	30.756	1:21.402
14	37.928	1:23.890
24	39.963	1:14.596
61	40.138	1:15.171
21	40.666	1:15.050
115	47.395	1:17.824
911	55.495	1:18.680
231	55.556	1:19.066
43	55.880	1:18.980
4	56.116	1:18.657
89	58.026	1:18.948

LAP 5 @ 13:41:10.254

NO	BEHIND	LAP TIME
17		1:15.960
155	1 Lap	1:25.286
12	0.290	1:15.700
100	1.377	1:17.252
7	1 Lap	1:24.900
56	2.359	1:17.067
33	2.499	1:16.914
65	1 Lap	1:26.133
413	1 Lap	1:29.167
52	1 Lap	1:26.216
87	3.798	1:19.103
122	1 Lap	1:25.394
916	1 Lap	1:25.201
149	9.899	1:16.356
801	13.330	1:17.786
187	14.518	1:16.764
163	17.081	1:17.864
36	19.837	1:19.590
175	19.962	1:18.916
123	20.916	1:18.521
23	21.521	1:18.708
191	26.112	1:19.555
81	29.578	1:20.710
395	1 Lap	1:32.735
45	36.556	1:23.650
243	38.882	1:24.086
24	40.950	1:16.947
61	41.125	1:16.947
21	41.731	1:17.025
14	45.641	1:23.673
115	49.409	1:17.974
231	58.401	1:18.805
911	58.960	1:19.425
43	59.160	1:19.240
4	1:00.097	1:19.941
89	1:01.277	1:19.211

LAP 6 @ 13:42:26.042

NO	BEHIND	LAP TIME
17		1:15.788
12	0.589	1:16.087
100	1.337	1:15.748
56	2.018	1:15.447
33	3.340	1:16.629
87	4.778	1:16.768
155	1 Lap	1:25.239
413	1 Lap	1:22.778
7	1 Lap	1:24.518
65	1 Lap	1:24.271
122	1 Lap	1:23.959
149	12.495	1:18.384
52	1 Lap	1:25.149
916	1 Lap	1:24.888
801	14.681	1:17.139
187	15.270	1:16.540
163	20.448	1:19.155
36	22.840	1:18.791
123	23.283	1:18.155
175	23.936	1:19.762
23	24.086	1:18.353
191	30.098	1:19.774
81	32.953	1:19.163
61	43.325	1:17.988
24	44.733	1:19.571
45	47.116	1:26.348
21	47.226	1:21.283
243	49.108	1:26.014
395	1 Lap	1:32.843
14	53.292	1:23.439
115	53.607	1:19.986
231	1:00.915	1:18.302
43	1:02.438	1:19.066
911	1:02.725	1:19.553
4	1:02.822	1:18.513
89	1:03.313	1:17.824

LAP 7 @ 13:43:40.100

NO	BEHIND	LAP TIME
17		1:14.058
12	0.148	1:13.617
100	1.580	1:14.301
56	1.910	1:13.950
33	3.723	1:14.441
87	4.805	1:14.085
149	17.092	1:18.655
413	1 Lap	1:21.952
801	18.714	1:18.091
155	1 Lap	1:24.818
7	1 Lap	1:24.160
65	1 Lap	1:24.212
187	21.883	1:20.671
122	1 Lap	1:23.950
163	25.217	1:18.827
52	1 Lap	1:26.678
916	1 Lap	1:25.781
123	27.366	1:18.141
36	27.513	1:18.731
175	28.432	1:18.554
23	28.772	1:18.744
191	35.098	1:19.058
81	37.463	1:18.568
61	44.032	1:14.765

BMCRC - MRO Championships 2023 - Rnd 4 @ Donington Park

L&W Contractors BMCRC Rookie 600 & Rookie 1000

RACE 6 - POSITION CHART

No	Name	Lap Pos							
			1	2	3	4	5	6	7
87	THOMPSON	1	100	100	100	17	17	17	17
17	LAYTON	2	87	12	12	100	12	12	12
12	BEDWELL	3	17	87	17	12	100	100	100
100	CRANSTONE	4	12	17	87	87	56	56	56
56	HARRIS	5	33	56	56	56	33	33	33
33	BLACKFORD	6	56	33	33	33	87	87	87
149	WILKINS	7	149	149	149	149	149	149	149
801	MARSHALL	8	801	801	801	801	801	801	801
163	BIGUZZI	9	187	187	187	187	187	187	187
187	DERMOTT	10	163	163	163	163	163	163	163
175	PESTANA	11	36	36	36	36	36	36	123
191	DAVEY	12	175	175	175	175	175	123	36
23	PAES	13	123	123	123	123	123	175	175
123	VINCER	14	191	191	23	23	23	23	23
36	MORGAN	15	23	23	191	191	191	191	191
45	SMITH	16	81	81	81	81	81	81	81
14	YIANNI	17	45	45	45	45	45	61	61
243	LE GALLEZ	18	243	243	243	243	243	24	24
50	MELHUIISH	19	14	14	14	14	24	45	21
81	HARTLE	20	50	24	61	24	61	21	45
24	MANLEY	21	24	21	24	61	21	243	115
21	FINNIS	22	61	61	21	21	14	14	243
61	GAMBLE	23	21	115	115	115	115	115	231
115	MAHER	24	115	50	231	911	231	231	14
231	COLLINS	25	231	231	911	231	911	43	4
4	BEDWELL	26	43	43	43	43	43	911	43
606	ANDERTON	27	911	911	4	4	4	4	89
911	BRASTOCK	28	606	4	89	89	89	89	911
89	STRILLOZZI	29	4	89	50	155	155	413	
43	NIELD	30	89	413	413	7	413	155	
155	SMITH	31	65	155	155	65	7	7	
413	CONSTANTINE	32	413	65	65	413	65	65	
65	MONTINI	33	155	7	7	52	122	122	
7	TAYLOR	34	7	52	52	122	52	52	
52	CARRINGTON	35	52	122	122	916	916	916	
44	GOATCHER	36	122	916	916	395	395	395	
916	FREWIN	37	916	606	44				
395	NICHOLLS	38	44	44	395				
122	EGGINGTON	39	395	395					

BMCRC - MRO Championships 2023 - Rnd 4 @ Donington Park

L&W Contractors BMCRC Rookie 600 & Rookie 1000

RACE 6 - SECTOR ANALYSIS



SECTOR 1 = FL to I1, SECTOR 2 = I1 to FL, DIFF = Difference To Personal Best Lap, P = Crossed Finish Line in Pit Lane, D = Time Disallowed

P1		17 1000 James LAYTON		Honda CBR1000RR-R -		
IDEAL LAP TIME : 1:12.873		BEST LAP TIME : 1:13.173		DIFFERENCE : 0.300		
LAP	SECTOR 1	SECTOR 2	LAP TIME	MPH	DIFF	TIME OF DAY
1 -		25.763	1:19.011	90.17	5.838	13:36:12.394
2 -	49.257	25.110	1:14.367	95.80	1.194	13:37:26.761
3 -	47.763	25.410	1:13.173 (1)	97.36		13:38:39.934
4 -	48.794	25.566	1:14.360 (3)	95.81	1.187	13:39:54.294
5 -	49.843	26.117	1:15.960	93.79	2.787	13:41:10.254
6 -	50.558	25.230	1:15.788	94.00	2.615	13:42:26.042
7 -	48.638	25.420	1:14.058 (2)	96.20	0.885	13:43:40.100

P2		12 1000 Duncan BEDWELL		Kawasaki ZX10R - Connected to homes LTD		
IDEAL LAP TIME : 1:12.947		BEST LAP TIME : 1:13.457		DIFFERENCE : 0.510		
LAP	SECTOR 1	SECTOR 2	LAP TIME	MPH	DIFF	TIME OF DAY
1 -		25.597	1:19.116	90.05	5.659	13:36:12.499
2 -	48.300	25.157	1:13.457 (1)	96.99		13:37:25.956
3 -	47.790	25.884	1:13.674 (3)	96.70	0.217	13:38:39.630
4 -	49.290	25.924	1:15.214	94.72	1.757	13:39:54.844
5 -	49.721	25.979	1:15.700	94.11	2.243	13:41:10.544
6 -	50.396	25.691	1:16.087	93.63	2.630	13:42:26.631
7 -	48.183	25.434	1:13.617 (2)	96.77	0.160	13:43:40.248

P3		100 1000 Sam CRANSTONE		BMW S1000RR - Fortis racing		
IDEAL LAP TIME : 1:13.200		BEST LAP TIME : 1:13.200		DIFFERENCE : 0.000		
LAP	SECTOR 1	SECTOR 2	LAP TIME	MPH	DIFF	TIME OF DAY
1 -		26.025	1:18.354	90.92	5.154	13:36:11.737
2 -	48.208	24.992	1:13.200 (1)	97.33		13:37:24.937
3 -	48.303	26.031	1:14.334 (3)	95.84	1.134	13:38:39.271
4 -	49.182	25.926	1:15.108	94.85	1.908	13:39:54.379
5 -	50.407	26.845	1:17.252	92.22	4.052	13:41:11.631
6 -	50.211	25.537	1:15.748	94.05	2.548	13:42:27.379
7 -	48.713	25.588	1:14.301 (2)	95.88	1.101	13:43:41.680

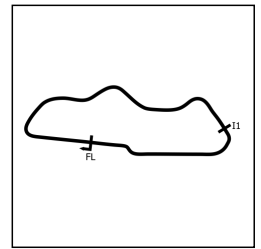
P4		56 1000 Paul HARRIS		Kawasaki ZX10R - Nhr Neil Harris Racing		
IDEAL LAP TIME : 1:13.480		BEST LAP TIME : 1:13.649		DIFFERENCE : 0.169		
LAP	SECTOR 1	SECTOR 2	LAP TIME	MPH	DIFF	TIME OF DAY
1 -		25.560	1:20.039	89.01	6.390	13:36:13.422
2 -	48.372	25.614	1:13.986 (3)	96.29	0.337	13:37:27.408
3 -	48.068	25.581	1:13.649 (1)	96.73		13:38:41.057
4 -	48.644	25.845	1:14.489	95.64	0.840	13:39:55.546
5 -	50.116	26.951	1:17.067	92.44	3.418	13:41:12.613
6 -	50.035	25.412	1:15.447	94.43	1.798	13:42:28.060
7 -	48.243	25.707	1:13.950 (2)	96.34	0.301	13:43:42.010

P5		33 1000 Luke BLACKFORD		Ducati 1299 - D5 Graphics Tyres4bikes		
IDEAL LAP TIME : 1:13.761		BEST LAP TIME : 1:13.948		DIFFERENCE : 0.187		
LAP	SECTOR 1	SECTOR 2	LAP TIME	MPH	DIFF	TIME OF DAY
1 -		25.840	1:19.687	89.40	5.739	13:36:13.070
2 -	49.034	25.633	1:14.667	95.41	0.719	13:37:27.737
3 -	48.171	25.777	1:13.948 (1)	96.34		13:38:41.685
4 -	48.564	25.590	1:14.154 (2)	96.07	0.206	13:39:55.839
5 -	49.998	26.916	1:16.914	92.63	2.966	13:41:12.753
6 -	50.862	25.767	1:16.629	92.97	2.681	13:42:29.382
7 -	48.319	26.122	1:14.441 (3)	95.70	0.493	13:43:43.823

BMCRC - MRO Championships 2023 - Rnd 4 @ Donington Park

L&W Contractors BMCRC Rookie 600 & Rookie 1000

RACE 6 - SECTOR ANALYSIS



SECTOR 1 = FL to I1, SECTOR 2 = I1 to FL, DIFF = Difference To Personal Best Lap, P = Crossed Finish Line in Pit Lane, D = Time Disallowed

P6		87 1000 Karl THOMPSON		Yamaha R1 - #Teamrace		
IDEAL LAP TIME : 1:13.247		BEST LAP TIME : 1:13.784		DIFFERENCE : 0.537		
LAP	SECTOR 1	SECTOR 2	LAP TIME	MPH	DIFF	TIME OF DAY
1 -		25.865	1:18.605	90.63	4.821	13:36:11.988
2 -	48.943	25.311	1:14.254 (3)	95.94	0.470	13:37:26.242
3 -	47.936	25.848	1:13.784 (1)	96.56		13:38:40.026
4 -	48.974	25.949	1:14.923	95.09	1.139	13:39:54.949
5 -	52.296	26.807	1:19.103	90.06	5.319	13:41:14.052
6 -	51.036	25.732	1:16.768	92.80	2.984	13:42:30.820
7 -	48.152	25.933	1:14.085 (2)	96.16	0.301	13:43:44.905

P7		149 1000 David WILKINS		Yamaha R1 - TwoClicksOut Racing		
IDEAL LAP TIME : 1:15.673		BEST LAP TIME : 1:15.673		DIFFERENCE : 0.000		
LAP	SECTOR 1	SECTOR 2	LAP TIME	MPH	DIFF	TIME OF DAY
1 -		26.552	1:21.785	87.11	6.112	13:36:15.168
2 -	49.677	25.996	1:15.673 (1)	94.15		13:37:30.841
3 -	50.085	26.480	1:16.565	93.05	0.892	13:38:47.406
4 -	50.013	26.378	1:16.391 (3)	93.26	0.718	13:40:03.797
5 -	50.050	26.306	1:16.356 (2)	93.30	0.683	13:41:20.153
6 -	50.690	27.694	1:18.384	90.89	2.711	13:42:38.537
7 -	51.332	27.323	1:18.655	90.58	2.982	13:43:57.192

P8		801 1000 Stefan MARSHALL		Aprilia RSV4 - Marshall builders		
IDEAL LAP TIME : 1:16.089		BEST LAP TIME : 1:16.419		DIFFERENCE : 0.330		
LAP	SECTOR 1	SECTOR 2	LAP TIME	MPH	DIFF	TIME OF DAY
1 -		26.082	1:21.980	86.90	5.561	13:36:15.363
2 -	50.121	26.298	1:16.419 (1)	93.23		13:37:31.782
3 -	51.037	26.206	1:17.243	92.23	0.824	13:38:49.025
4 -	50.805	25.968	1:16.773 (2)	92.80	0.354	13:40:05.798
5 -	51.351	26.435	1:17.786	91.59	1.367	13:41:23.584
6 -	50.909	26.230	1:17.139 (3)	92.36	0.720	13:42:40.723
7 -	51.313	26.778	1:18.091	91.23	1.672	13:43:58.814

P9		187 1000 Scott DERMOTT		Yamaha R1 - TwoClicksOut Racing		
IDEAL LAP TIME : 1:16.264		BEST LAP TIME : 1:16.457		DIFFERENCE : 0.193		
LAP	SECTOR 1	SECTOR 2	LAP TIME	MPH	DIFF	TIME OF DAY
1 -		26.134	1:22.409	86.45	5.952	13:36:15.792
2 -	50.152	26.305	1:16.457 (1)	93.18		13:37:32.249
3 -	50.890	26.472	1:17.362	92.09	0.905	13:38:49.611
4 -	50.924	27.473	1:18.397	90.87	1.940	13:40:08.008
5 -	50.330	26.434	1:16.764 (3)	92.81	0.307	13:41:24.772
6 -	50.130	26.410	1:16.540 (2)	93.08	0.083	13:42:41.312
7 -	53.522	27.149	1:20.671	88.31	4.214	13:44:01.983

P10		163 1000 Riccardo BIGUZZI		BMW S1000RR - Riccardo's Travel		
IDEAL LAP TIME : 1:17.078		BEST LAP TIME : 1:17.141		DIFFERENCE : 0.063		
LAP	SECTOR 1	SECTOR 2	LAP TIME	MPH	DIFF	TIME OF DAY
1 -		26.858	1:23.756	85.06	6.615	13:36:17.139
2 -	50.630	26.511	1:17.141 (1)	92.35		13:37:34.280
3 -	50.773	26.448	1:17.221 (2)	92.26	0.080	13:38:51.501
4 -	51.045	26.925	1:17.970	91.37	0.829	13:40:09.471
5 -	51.342	26.522	1:17.864 (3)	91.50	0.723	13:41:27.335
6 -	50.735	28.420	1:19.155	90.00	2.014	13:42:46.490
7 -	51.737	27.090	1:18.827	90.38	1.686	13:44:05.317

BMCRC - MRO Championships 2023 - Rnd 4 @ Donington Park

L&W Contractors BMCRC Rookie 600 & Rookie 1000

RACE 6 - SECTOR ANALYSIS



SECTOR 1 = FL to I1, SECTOR 2 = I1 to FL, DIFF = Difference To Personal Best Lap, P = Crossed Finish Line in Pit Lane, D = Time Disallowed

P11 123 1000 James VINCER		Kawasaki ZX 10 - A W RACING LTD				
IDEAL LAP TIME : 1:17.665		BEST LAP TIME : 1:17.757		DIFFERENCE : 0.092		
LAP	SECTOR 1	SECTOR 2	LAP TIME	MPH	DIFF	TIME OF DAY
1 -		26.573	1:24.766	84.05	7.009	13:36:18.149
2 -	51.422	26.893	1:18.315	90.97	0.558	13:37:36.464
3 -	51.111	26.646	1:17.757 (1)	91.62		13:38:54.221
4 -	51.385	27.043	1:18.428	90.84	0.671	13:40:12.649
5 -	51.522	26.999	1:18.521	90.73	0.764	13:41:31.170
6 -	51.281	26.874	1:18.155 (3)	91.16	0.398	13:42:49.325
7 -	51.092	27.049	1:18.141 (2)	91.17	0.384	13:44:07.466

P12 36 1000 Alan MORGAN		Suzuki GSXR 1000 - Little Duck Racing				
IDEAL LAP TIME : 1:17.272		BEST LAP TIME : 1:17.547		DIFFERENCE : 0.275		
LAP	SECTOR 1	SECTOR 2	LAP TIME	MPH	DIFF	TIME OF DAY
1 -		26.584	1:23.802	85.01	6.255	13:36:17.185
2 -	50.853	26.699	1:17.552 (2)	91.86	0.005	13:37:34.737
3 -	50.688	26.859	1:17.547 (1)	91.87		13:38:52.284
4 -	50.744	27.473	1:18.217 (3)	91.08	0.670	13:40:10.501
5 -	51.777	27.813	1:19.590	89.51	2.043	13:41:30.091
6 -	51.540	27.251	1:18.791	90.42	1.244	13:42:48.882
7 -	51.387	27.344	1:18.731	90.49	1.184	13:44:07.613

P13 175 1000 Arlindo PESTANA		BMW S1000RR - Pep's racing				
IDEAL LAP TIME : 1:17.079		BEST LAP TIME : 1:17.417		DIFFERENCE : 0.338		
LAP	SECTOR 1	SECTOR 2	LAP TIME	MPH	DIFF	TIME OF DAY
1 -		26.609	1:24.498	84.31	7.081	13:36:17.881
2 -	50.497	26.920	1:17.417 (1)	92.02		13:37:35.298
3 -	50.470	27.436	1:17.906 (2)	91.45	0.489	13:38:53.204
4 -	50.673	27.423	1:18.096 (3)	91.22	0.679	13:40:11.300
5 -	51.316	27.600	1:18.916	90.28	1.499	13:41:30.216
6 -	51.923	27.839	1:19.762	89.32	2.345	13:42:49.978
7 -	51.081	27.473	1:18.554	90.69	1.137	13:44:08.532

P14 23 1000 Jason PAES		Aprilia RSV4 - J&R Electrical Ltd				
IDEAL LAP TIME : 1:16.799		BEST LAP TIME : 1:16.799		DIFFERENCE : 0.000		
LAP	SECTOR 1	SECTOR 2	LAP TIME	MPH	DIFF	TIME OF DAY
1 -		26.977	1:25.934	82.90	9.135	13:36:19.317
2 -	52.238	26.934	1:19.172	89.98	2.373	13:37:38.489
3 -	50.241	26.558	1:16.799 (1)	92.76		13:38:55.288
4 -	50.687	27.092	1:17.779 (2)	91.60	0.980	13:40:13.067
5 -	51.666	27.042	1:18.708	90.51	1.909	13:41:31.775
6 -	51.376	26.977	1:18.353 (3)	90.93	1.554	13:42:50.128
7 -	51.483	27.261	1:18.744	90.47	1.945	13:44:08.872

P15 191 1000 Maurice DAVEY		Suzuki GSXR 1000 - M D racing				
IDEAL LAP TIME : 1:18.823		BEST LAP TIME : 1:19.058		DIFFERENCE : 0.235		
LAP	SECTOR 1	SECTOR 2	LAP TIME	MPH	DIFF	TIME OF DAY
1 -		27.056	1:25.814	83.02	6.756	13:36:19.197
2 -	52.023	27.129	1:19.152 (3)	90.01	0.094	13:37:38.349
3 -	52.349	26.978	1:19.327	89.81	0.269	13:38:57.676
4 -	51.956	27.179	1:19.135 (2)	90.03	0.077	13:40:16.811
5 -	52.433	27.122	1:19.555	89.55	0.497	13:41:36.366
6 -	52.281	27.493	1:19.774	89.31	0.716	13:42:56.140
7 -	52.191	26.867	1:19.058 (1)	90.11		13:44:15.198

BMCRC - MRO Championships 2023 - Rnd 4 @ Donington Park

L&W Contractors BMCRC Rookie 600 & Rookie 1000

RACE 6 - SECTOR ANALYSIS



SECTOR 1 = FL to I1, SECTOR 2 = I1 to FL, DIFF = Difference To Personal Best Lap, P = Crossed Finish Line in Pit Lane, D = Time Disallowed

P16 81 1000 Dan HARTLE		Yamaha R1 2CR - #Teamrace				
IDEAL LAP TIME : 1:18.568		BEST LAP TIME : 1:18.568		DIFFERENCE : 0.000		
LAP	SECTOR 1	SECTOR 2	LAP TIME	MPH	DIFF	TIME OF DAY
1 -		27.430	1:27.088	81.80	8.520	13:36:20.471
2 -	52.048	27.588	1:19.636	89.46	1.068	13:37:40.107
3 -	52.154	27.530	1:19.684	89.41	1.116	13:38:59.791
4 -	51.766	27.565	1:19.331 (3)	89.80	0.763	13:40:19.122
5 -	53.181	27.529	1:20.710	88.27	2.142	13:41:39.832
6 -	51.708	27.455	1:19.163 (2)	89.99	0.595	13:42:58.995
7 -	51.304	27.264	1:18.568 (1)	90.68		13:44:17.563

P17 24 600 Callum MANLEY		Honda CBR600RR - Becs sweets				
IDEAL LAP TIME : 1:14.052		BEST LAP TIME : 1:14.052		DIFFERENCE : 0.000		
LAP	SECTOR 1	SECTOR 2	LAP TIME	MPH	DIFF	TIME OF DAY
1 -		26.493	1:53.929	62.53	39.877	13:36:47.312
2 -	49.607	26.759	1:16.366	93.29	2.314	13:38:03.678
3 -	49.431	26.552	1:15.983 (3)	93.76	1.931	13:39:19.661
4 -	48.650	25.946	1:14.596 (2)	95.50	0.544	13:40:34.257
5 -	50.393	26.554	1:16.947	92.59	2.895	13:41:51.204
6 -	53.285	26.286	1:19.571	89.53	5.519	13:43:10.775
7 -	48.147	25.905	1:14.052 (1)	96.21		13:44:24.827

P18 21 600 Toby FINNIS		Kawasaki ZX6R - NOKA RACING - PRIME/TWT				
IDEAL LAP TIME : 1:15.050		BEST LAP TIME : 1:15.050		DIFFERENCE : 0.000		
LAP	SECTOR 1	SECTOR 2	LAP TIME	MPH	DIFF	TIME OF DAY
1 -		26.429	1:54.892	62.01	39.842	13:36:48.275
2 -	49.452	26.346	1:15.798 (2)	93.99	0.748	13:38:04.073
3 -	49.602	26.235	1:15.837 (3)	93.94	0.787	13:39:19.910
4 -	48.939	26.111	1:15.050 (1)	94.93		13:40:34.960
5 -	50.869	26.156	1:17.025	92.49	1.975	13:41:51.985
6 -	53.882	27.401	1:21.283	87.65	6.233	13:43:13.268
7 -	51.118	26.722	1:17.840	91.52	2.790	13:44:31.108

P19 61 600 Jason GAMBLE		Kawasaki ZX6R - #TeamRace				
IDEAL LAP TIME : 1:14.740		BEST LAP TIME : 1:14.765		DIFFERENCE : 0.025		
LAP	SECTOR 1	SECTOR 2	LAP TIME	MPH	DIFF	TIME OF DAY
1 -		26.862	1:54.835	62.04	40.070	13:36:48.218
2 -	49.833	26.369	1:16.202	93.49	1.437	13:38:04.420
3 -	48.718	26.123	1:14.841 (2)	95.19	0.076	13:39:19.261
4 -	48.886	26.285	1:15.171 (3)	94.77	0.406	13:40:34.432
5 -	50.630	26.317	1:16.947	92.59	2.182	13:41:51.379
6 -	51.407	26.581	1:17.988	91.35	3.223	13:43:09.367
7 -	48.617	26.148	1:14.765 (1)	95.29		13:44:24.132

P20 45 1000 Glenn SMITH		Kawasaki ZX10R - Team Blumpkin Racing				
IDEAL LAP TIME : 1:19.852		BEST LAP TIME : 1:20.371		DIFFERENCE : 0.519		
LAP	SECTOR 1	SECTOR 2	LAP TIME	MPH	DIFF	TIME OF DAY
1 -		27.560	1:27.731	81.20	7.360	13:36:21.114
2 -	52.292	28.079	1:20.371 (1)	88.64		13:37:41.485
3 -	52.614	28.307	1:20.921 (3)	88.04	0.550	13:39:02.406
4 -	52.530	28.224	1:20.754 (2)	88.22	0.383	13:40:23.160
5 -	54.917	28.733	1:23.650	85.17	3.279	13:41:46.810
6 -	57.789	28.559	1:26.348	82.51	5.977	13:43:13.158
7 -	53.934	28.555	1:22.489	86.37	2.118	13:44:35.647

BMCRC - MRO Championships 2023 - Rnd 4 @ Donington Park

L&W Contractors BMCRC Rookie 600 & Rookie 1000

RACE 6 - SECTOR ANALYSIS



SECTOR 1 = FL to I1, SECTOR 2 = I1 to FL, DIFF = Difference To Personal Best Lap, P = Crossed Finish Line in Pit Lane, D = Time Disallowed

P21 115 600		Brian MAHER		Yamaha R6 -		
IDEAL LAP TIME : 1:17.034		BEST LAP TIME : 1:17.034		DIFFERENCE : 0.000		
LAP	SECTOR 1	SECTOR 2	LAP TIME	MPH	DIFF	TIME OF DAY
1 -		26.650	1:55.971	61.43	38.937	13:36:49.354
2 -	50.559	26.918	1:17.477 (3)	91.95	0.443	13:38:06.831
3 -	50.516	26.518	1:17.034 (1)	92.48		13:39:23.865
4 -	50.778	27.046	1:17.824	91.54	0.790	13:40:41.689
5 -	51.071	26.903	1:17.974	91.37	0.940	13:41:59.663
6 -	51.715	28.271	1:19.986	89.07	2.952	13:43:19.649
7 -	50.755	26.692	1:17.447 (2)	91.99	0.413	13:44:37.096

P22 243 1000		Tony LE GALLEZ		Kawasaki ZX10R - Guttersnipe		
IDEAL LAP TIME : 1:20.797		BEST LAP TIME : 1:20.797		DIFFERENCE : 0.000		
LAP	SECTOR 1	SECTOR 2	LAP TIME	MPH	DIFF	TIME OF DAY
1 -		27.592	1:28.074	80.89	7.277	13:36:21.457
2 -	53.425	27.372	1:20.797 (1)	88.17		13:37:42.254
3 -	53.633	27.761	1:21.394 (2)	87.53	0.597	13:39:03.648
4 -	53.841	27.561	1:21.402 (3)	87.52	0.605	13:40:25.050
5 -	56.375	27.711	1:24.086	84.73	3.289	13:41:49.136
6 -	57.217	28.797	1:26.014	82.83	5.217	13:43:15.150
7 -	54.086	28.826	1:22.912	85.93	2.115	13:44:38.062

P23 231 600		James COLLINS		Triumph 675 Daytona - JC Racing		
IDEAL LAP TIME : 1:18.061		BEST LAP TIME : 1:18.302		DIFFERENCE : 0.241		
LAP	SECTOR 1	SECTOR 2	LAP TIME	MPH	DIFF	TIME OF DAY
1 -		27.052	1:57.245	60.76	38.943	13:36:50.628
2 -	51.494	27.618	1:19.112	90.05	0.810	13:38:09.740
3 -	53.710	27.334	1:21.044	87.91	2.742	13:39:30.784
4 -	51.896	27.170	1:19.066	90.11	0.764	13:40:49.850
5 -	51.987	26.818	1:18.805 (2)	90.40	0.503	13:42:08.655
6 -	51.403	26.899	1:18.302 (1)	90.98		13:43:26.957
7 -	51.243	27.769	1:19.012 (3)	90.17	0.710	13:44:45.969

P24 14 1000		Alex YIANNI		BMW S1000 RR -		
IDEAL LAP TIME : 1:22.056		BEST LAP TIME : 1:22.599		DIFFERENCE : 0.543		
LAP	SECTOR 1	SECTOR 2	LAP TIME	MPH	DIFF	TIME OF DAY
1 -		28.157	1:29.604	79.51	7.005	13:36:22.987
2 -	54.126	28.473	1:22.599 (1)	86.25		13:37:45.586
3 -	54.180	28.566	1:22.746 (2)	86.10	0.147	13:39:08.332
4 -	55.519	28.371	1:23.890	84.92	1.291	13:40:32.222
5 -	55.743	27.930	1:23.673	85.14	1.074	13:41:55.895
6 -	55.350	28.089	1:23.439 (3)	85.38	0.840	13:43:19.334
7 -	57.672	29.310	1:26.982	81.90	4.383	13:44:46.316

P25 4 600		Kallum BEDWELL		Yamaha R6 - CTHL-Connected to homes ltd		
IDEAL LAP TIME : 1:17.617		BEST LAP TIME : 1:18.237		DIFFERENCE : 0.620		
LAP	SECTOR 1	SECTOR 2	LAP TIME	MPH	DIFF	TIME OF DAY
1 -		27.354	2:00.267	59.24	42.030	13:36:53.650
2 -	51.991	27.212	1:19.203	89.95	0.966	13:38:12.853
3 -	51.813	27.087	1:18.900	90.29	0.663	13:39:31.753
4 -	51.947	26.710	1:18.657 (3)	90.57	0.420	13:40:50.410
5 -	53.192	26.749	1:19.941	89.12	1.704	13:42:10.351
6 -	51.293	27.220	1:18.513 (2)	90.74	0.276	13:43:28.864
7 -	50.907	27.330	1:18.237 (1)	91.06		13:44:47.101

BMCRC - MRO Championships 2023 - Rnd 4 @ Donington Park

L&W Contractors BMCRC Rookie 600 & Rookie 1000

RACE 6 - SECTOR ANALYSIS



SECTOR 1 = FL to I1, SECTOR 2 = I1 to FL, DIFF = Difference To Personal Best Lap, P = Crossed Finish Line in Pit Lane, D = Time Disallowed

P26 43 600 Paul NIELD		Honda CBR600RR -				
IDEAL LAP TIME : 1:18.598		BEST LAP TIME : 1:18.753		DIFFERENCE : 0.155		
LAP	SECTOR 1	SECTOR 2	LAP TIME	MPH	DIFF	TIME OF DAY
1 -		27.453	1:58.309	60.22	39.556	13:36:51.692
2 -	51.500	27.253	1:18.753 (1)	90.46		13:38:10.445
3 -	53.512	27.237	1:20.749	88.23	1.996	13:39:31.194
4 -	51.882	27.098	1:18.980 (2)	90.20	0.227	13:40:50.174
5 -	52.117	27.123	1:19.240	89.91	0.487	13:42:09.414
6 -	51.870	27.196	1:19.066 (3)	90.11	0.313	13:43:28.480
7 -	51.810	27.571	1:19.381	89.75	0.628	13:44:47.861

P27 89 600 Marco STRILLOZZI		Yamaha R6 - KLUAPP.COM				
IDEAL LAP TIME : 1:17.824		BEST LAP TIME : 1:17.824		DIFFERENCE : 0.000		
LAP	SECTOR 1	SECTOR 2	LAP TIME	MPH	DIFF	TIME OF DAY
1 -		28.064	2:01.144	58.81	43.320	13:36:54.527
2 -	51.569	27.929	1:19.498	89.62	1.674	13:38:14.025
3 -	51.727	27.620	1:19.347	89.79	1.523	13:39:33.372
4 -	51.764	27.184	1:18.948 (2)	90.24	1.124	13:40:52.320
5 -	52.071	27.140	1:19.211 (3)	89.94	1.387	13:42:11.531
6 -	50.953	26.871	1:17.824 (1)	91.54		13:43:29.355
7 -	52.272	27.574	1:19.846	89.22	2.022	13:44:49.201

P28 911 600 Tom BRASTOCK		Suzuki GSXR 600 - MY POCKET				
IDEAL LAP TIME : 1:17.898		BEST LAP TIME : 1:17.898		DIFFERENCE : 0.000		
LAP	SECTOR 1	SECTOR 2	LAP TIME	MPH	DIFF	TIME OF DAY
1 -		27.926	1:59.575	59.58	41.677	13:36:52.958
2 -	50.708	27.190	1:17.898 (1)	91.46		13:38:10.856
3 -	52.892	27.361	1:20.253	88.77	2.355	13:39:31.109
4 -	51.310	27.370	1:18.680 (2)	90.55	0.782	13:40:49.789
5 -	51.943	27.482	1:19.425 (3)	89.70	1.527	13:42:09.214
6 -	51.590	27.963	1:19.553	89.55	1.655	13:43:28.767
7 -	53.179	27.509	1:20.688	88.29	2.790	13:44:49.455

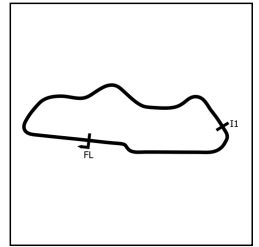
P29 413 600 Paul CONSTANTINE		Kawasaki ZX6R -				
IDEAL LAP TIME : 1:21.952		BEST LAP TIME : 1:21.952		DIFFERENCE : 0.000		
LAP	SECTOR 1	SECTOR 2	LAP TIME	MPH	DIFF	TIME OF DAY
1 -		28.273	2:03.639	57.62	41.687	13:36:57.022
2 -	54.958	28.597	1:23.555	85.26	1.603	13:38:20.577
3 -	55.126	28.052	1:23.178 (3)	85.65	1.226	13:39:43.755
4 -	1:00.581	28.586	1:29.167	79.90	7.215	13:41:12.922
5 -	54.527	28.251	1:22.778 (2)	86.06	0.826	13:42:35.700
6 -	53.916	28.036	1:21.952 (1)	86.93		13:43:57.652

P30 155 600 Eliot SMITH		Honda CBR600RR - Pro-Moto Europe Ltd				
IDEAL LAP TIME : 1:23.035		BEST LAP TIME : 1:23.035		DIFFERENCE : 0.000		
LAP	SECTOR 1	SECTOR 2	LAP TIME	MPH	DIFF	TIME OF DAY
1 -		29.186	2:05.037	56.98	42.002	13:36:58.420
2 -	54.420	28.615	1:23.035 (1)	85.80		13:38:21.455
3 -	54.823	28.775	1:23.598 (2)	85.22	0.563	13:39:45.053
4 -	56.438	28.848	1:25.286	83.53	2.251	13:41:10.339
5 -	55.793	29.446	1:25.239	83.58	2.204	13:42:35.578
6 -	55.863	28.955	1:24.818 (3)	83.99	1.783	13:44:00.396

BMCRC - MRO Championships 2023 - Rnd 4 @ Donington Park

L&W Contractors BMCRC Rookie 600 & Rookie 1000

RACE 6 - SECTOR ANALYSIS



SECTOR 1 = FL to I1, SECTOR 2 = I1 to FL, DIFF = Difference To Personal Best Lap, P = Crossed Finish Line in Pit Lane, D = Time Disallowed

P31 7 600		Darren TAYLOR		Kawasaki ZX6R -		
IDEAL LAP TIME : 1:23.914		BEST LAP TIME : 1:23.914		DIFFERENCE : 0.000		
LAP	SECTOR 1	SECTOR 2	LAP TIME	MPH	DIFF	TIME OF DAY
1 -		29.029	2:05.274	56.87	41.360	13:36:58.657
2 -	55.269	28.645	1:23.914 (1)	84.90		13:38:22.571
3 -	55.693	28.754	1:24.447 (3)	84.36	0.533	13:39:47.018
4 -	55.989	28.911	1:24.900	83.91	0.986	13:41:11.918
5 -	55.439	29.079	1:24.518	84.29	0.604	13:42:36.436
6 -	55.464	28.696	1:24.160 (2)	84.65	0.246	13:44:00.596

P32 65 600		Frank MONTINI		Triumph 675R - Sara Johnson		
IDEAL LAP TIME : 1:24.103		BEST LAP TIME : 1:24.212		DIFFERENCE : 0.109		
LAP	SECTOR 1	SECTOR 2	LAP TIME	MPH	DIFF	TIME OF DAY
1 -		29.194	2:03.342	57.76	39.130	13:36:56.725
2 -	55.845	29.771	1:25.616	83.21	1.404	13:38:22.341
3 -	55.474	28.820	1:24.294 (3)	84.52	0.082	13:39:46.635
4 -	56.807	29.326	1:26.133	82.71	1.921	13:41:12.768
5 -	55.456	28.815	1:24.271 (2)	84.54	0.059	13:42:37.039
6 -	55.288	28.924	1:24.212 (1)	84.60		13:44:01.251

P33 122 600		James EGGINGTON		Kawasaki ZX6R -		
IDEAL LAP TIME : 1:23.542		BEST LAP TIME : 1:23.950		DIFFERENCE : 0.408		
LAP	SECTOR 1	SECTOR 2	LAP TIME	MPH	DIFF	TIME OF DAY
1 -		29.275	2:06.503	56.31	42.553	13:36:59.886
2 -	55.371	29.475	1:24.846	83.97	0.896	13:38:24.732
3 -	55.237	28.946	1:24.183 (3)	84.63	0.233	13:39:48.915
4 -	56.134	29.260	1:25.394	83.43	1.444	13:41:14.309
5 -	55.562	28.397	1:23.959 (2)	84.85	0.009	13:42:38.268
6 -	55.145	28.805	1:23.950 (1)	84.86		13:44:02.218

P34 52 600		Spencer CARRINGTON		Yamaha R6 - Seton Tuning		
IDEAL LAP TIME : 1:24.178		BEST LAP TIME : 1:24.178		DIFFERENCE : 0.000		
LAP	SECTOR 1	SECTOR 2	LAP TIME	MPH	DIFF	TIME OF DAY
1 -		29.074	2:05.591	56.72	41.413	13:36:58.974
2 -	55.344	28.834	1:24.178 (1)	84.63		13:38:23.152
3 -	55.389	29.160	1:24.549 (2)	84.26	0.371	13:39:47.701
4 -	56.054	30.162	1:26.216	82.63	2.038	13:41:13.917
5 -	55.608	29.541	1:25.149 (3)	83.67	0.971	13:42:39.066
6 -	57.233	29.445	1:26.678	82.19	2.500	13:44:05.744

P35 916 600		Adam FREWIN		Yamaha R6 - Dickens Cider		
IDEAL LAP TIME : 1:23.925		BEST LAP TIME : 1:24.238		DIFFERENCE : 0.313		
LAP	SECTOR 1	SECTOR 2	LAP TIME	MPH	DIFF	TIME OF DAY
1 -		29.855	2:07.635	55.82	43.397	13:37:01.018
2 -	55.380	28.858	1:24.238 (1)	84.57		13:38:25.256
3 -	56.000	29.169	1:25.169 (3)	83.65	0.931	13:39:50.425
4 -	55.875	29.326	1:25.201	83.62	0.963	13:41:15.626
5 -	55.067	29.821	1:24.888 (2)	83.92	0.650	13:42:40.514
6 -	56.217	29.564	1:25.781	83.05	1.543	13:44:06.295

P36 395 600		William NICHOLLS		Yamaha R6 - Will Nicholls Farriery		
IDEAL LAP TIME : 1:30.832		BEST LAP TIME : 1:31.088		DIFFERENCE : 0.256		
LAP	SECTOR 1	SECTOR 2	LAP TIME	MPH	DIFF	TIME OF DAY
1 -		31.139	2:13.697	53.28	42.609	13:37:07.080
2 -	1:01.921	31.125	1:33.046	76.57	1.958	13:38:40.126
3 -	1:00.089	30.999	1:31.088 (1)	78.21		13:40:11.214
4 -	1:01.992	30.743	1:32.735 (3)	76.82	1.647	13:41:43.949
5 -	1:01.785	31.058	1:32.843	76.73	1.755	13:43:16.792
6 -	1:00.501	31.737	1:32.238 (2)	77.24	1.150	13:44:49.030

BMCRC - MRO Championships 2023 - Rnd 4 @ Donington Park

L&W Contractors BMCRC Rookie 600 & Rookie 1000

RACE 6 - SECTOR ANALYSIS



SECTOR 1 = FL to I1, SECTOR 2 = I1 to FL, DIFF = Difference To Personal Best Lap, P = Crossed Finish Line in Pit Lane, D = Time Disallowed

LAP	SECTOR 1	SECTOR 2	LAP TIME	MPH	DIFF	TIME OF DAY
P37 50 1000 Stuart MELHUIISH - IDEAL LAP TIME : 1:32.760 BEST LAP TIME : 1:32.760 DIFFERENCE : 0.000						
1 -		32.125	1:40.883	70.62	8.123	13:36:34.266
2 -	1:01.604	31.156	1:32.760 (1)	76.80		13:38:07.026
3 -	1:01.822	31.271	1:33.093 (2)	76.53	0.333	13:39:40.119
P38 44 600 Sheridan GOATCHER Yamaha R6 - IDEAL LAP TIME : 1:25.061 BEST LAP TIME : 1:25.456 DIFFERENCE : 0.395						
1 -		30.139	2:08.392	55.49	42.936	13:37:01.775
2 -	56.325	29.131	1:25.456 (1)	83.37		13:38:27.231
3 -	57.107	28.736	1:25.843 (2)	82.99	0.387	13:39:53.074
P39 606 600 Jake ANDERTON Honda CBR600RR - CurrentElec Racing IDEAL LAP TIME : 1:20.779 BEST LAP TIME : DIFFERENCE :						
1 -		28.545	1:59.898	59.42		13:36:53.281
2 -	52.234	IN PIT	1:32.290 P	77.19		13:38:25.571

BMCRC - MRO Championships 2023 - Rnd 4 @ Donington Park

L&W Contractors BMCRC Rookie 600 & Rookie 1000

RACE 6 - BEST SECTORS

SECTOR 1				SECTOR 2				IDEAL / BEST COMPARISON				
POS	NO	NAME	TIME	NO	NAME	TIME	POS	NO	NAME	IDEAL	BEST	DIFF
									PERFECT LAP	1:12.755		
1	17	LAYTON	47.763	100	CRANSTONE	24.992	1	17	LAYTON	1:12.873	1:13.173	0.300
2	12	BEDWELL	47.790	17	LAYTON	25.110	2	12	BEDWELL	1:12.947	1:13.457	0.510
3	87	THOMPSON	47.936	12	BEDWELL	25.157	3	100	CRANSTONE	1:13.200	1:13.200	0.000
4	56	HARRIS	48.068	87	THOMPSON	25.311	4	87	THOMPSON	1:13.247	1:13.784	0.537
5	24	MANLEY	48.147	56	HARRIS	25.412	5	56	HARRIS	1:13.480	1:13.649	0.169
6	33	BLACKFORD	48.171	33	BLACKFORD	25.590	6	33	BLACKFORD	1:13.761	1:13.948	0.187
7	100	CRANSTONE	48.208	24	MANLEY	25.905	7	24	MANLEY	1:14.052	1:14.052	0.000
8	61	GAMBLE	48.617	801	MARSHALL	25.968	8	61	GAMBLE	1:14.740	1:14.765	0.025
9	21	FINNIS	48.939	149	WILKINS	25.996	9	21	FINNIS	1:15.050	1:15.050	0.000
10	149	WILKINS	49.677	21	FINNIS	26.111	10	149	WILKINS	1:15.673	1:15.673	0.000
11	801	MARSHALL	50.121	61	GAMBLE	26.123	11	801	MARSHALL	1:16.089	1:16.419	0.330
12	187	DERMOTT	50.130	187	DERMOTT	26.134	12	187	DERMOTT	1:16.264	1:16.457	0.193
13	23	PAES	50.241	163	BIGUZZI	26.448	13	23	PAES	1:16.799	1:16.799	0.000
14	175	PESTANA	50.470	115	MAHER	26.518	14	115	MAHER	1:17.034	1:17.034	0.000
15	115	MAHER	50.516	23	PAES	26.558	15	163	BIGUZZI	1:17.078	1:17.141	0.063
16	163	BIGUZZI	50.630	123	VINCER	26.573	16	175	PESTANA	1:17.079	1:17.417	0.338
17	36	MORGAN	50.688	36	MORGAN	26.584	17	36	MORGAN	1:17.272	1:17.547	0.275
18	911	BRASTOCK	50.708	175	PESTANA	26.609	18	4	BEDWELL	1:17.617	1:18.237	0.620
19	4	BEDWELL	50.907	4	BEDWELL	26.710	19	123	VINCER	1:17.665	1:17.757	0.092
20	89	STRILLOZZI	50.953	231	COLLINS	26.818	20	89	STRILLOZZI	1:17.824	1:17.824	0.000
21	123	VINCER	51.092	191	DAVEY	26.867	21	911	BRASTOCK	1:17.898	1:17.898	0.000
22	231	COLLINS	51.243	89	STRILLOZZI	26.871	22	231	COLLINS	1:18.061	1:18.302	0.241
23	81	HARTLE	51.304	43	NIELD	27.098	23	81	HARTLE	1:18.568	1:18.568	0.000
24	43	NIELD	51.500	911	BRASTOCK	27.190	24	43	NIELD	1:18.598	1:18.753	0.155
25	191	DAVEY	51.956	81	HARTLE	27.264	25	191	DAVEY	1:18.823	1:19.058	0.235
26	606	ANDERTON	52.234	243	LE GALLEZ	27.372	26	45	SMITH	1:19.852	1:20.371	0.519
27	45	SMITH	52.292	45	SMITH	27.560	27	606	ANDERTON	1:20.779		
28	243	LE GALLEZ	53.425	14	YIANNI	27.930	28	243	LE GALLEZ	1:20.797	1:20.797	0.000
29	413	CONSTANTINE	53.916	413	CONSTANTINE	28.036	29	413	CONSTANTINE	1:21.952	1:21.952	0.000
30	14	YIANNI	54.126	122	EGGINGTON	28.397	30	14	YIANNI	1:22.056	1:22.599	0.543
31	155	SMITH	54.420	606	ANDERTON	28.545	31	155	SMITH	1:23.035	1:23.035	0.000
32	916	FREWIN	55.067	155	SMITH	28.615	32	122	EGGINGTON	1:23.542	1:23.950	0.408
33	122	EGGINGTON	55.145	7	TAYLOR	28.645	33	7	TAYLOR	1:23.914	1:23.914	0.000
34	7	TAYLOR	55.269	44	GOATCHER	28.736	34	916	FREWIN	1:23.925	1:24.238	0.313
35	65	MONTINI	55.288	65	MONTINI	28.815	35	65	MONTINI	1:24.103	1:24.212	0.109
36	52	CARRINGTON	55.344	52	CARRINGTON	28.834	36	52	CARRINGTON	1:24.178	1:24.178	0.000
37	44	GOATCHER	56.325	916	FREWIN	28.858	37	44	GOATCHER	1:25.061	1:25.456	0.395
38	395	NICHOLLS	1:00.089	395	NICHOLLS	30.743	38	395	NICHOLLS	1:30.832	1:31.088	0.256
39	50	MELHUIISH	1:01.604	50	MELHUIISH	31.156	39	50	MELHUIISH	1:32.760	1:32.760	0.000

BMCRC - MRO Championships 2023 - Rnd 4 @ Donington Park

L&W Contractors BMCRC Rookie 600 & Rookie 1000

RACE 6 - STATISTICS

Competitors Started 39
Planned Start 2023-06-03 @ 13:30:00.000
Actual Start 2023-06-03 @ 13:34:53.382
Finish Time 2023-06-03 @ 13:43:40.099
Track Length 1.9790mi.
Total Laps 252
Total Distance Covered 498.7249mi.

Session Fastest Lap History

NO	CL	NAME	LAP TIME	TIME OF DAY	LAP	VEHICLE
100	1000	Sam CRANSTONE	1:13.200	13:37:24.956	2	BMW S1000RR
17	1000	James LAYTON	1:13.173	13:38:39.960	3	Honda CBR1000RR-R

Session Leader History

NO	CL	NAME	FROM LAP	LAPS LED	DISTANCE	VEHICLE
100	1000	Sam CRANSTONE	1	3	5.89 miles	BMW S1000RR
17	1000	James LAYTON	4	4	7.91 miles	Honda CBR1000RR-R

Flag History

TYPE	TIME OF DAY
GREEN	13:34:53.382
FINISH	13:43:40.099

Flag Statistics

TYPE	COUNT	TOTAL LAPS	TOTAL TIME
Green	1	7	10:10.035
Red	0	0	0.000
Safety Car	0	0	0.000
FCY	0	0	0.000

BMCRC - MRO Championships 2023 - Rnd 4 @ Donington Park

L&W Contractors BMCRC Rookie 600 & Rookie 1000

RACE 6 - STATISTICS

CLASS : 1000

20 Starters

Fastest Lap History

NO	NAME	LAP TIME	TIME OF DAY	LAP	VEHICLE
100	Sam CRANSTONE	1:13.200	13:37:24.956	2	BMW S1000RR
17	James LAYTON	1:13.173	13:38:39.960	3	Honda CBR1000RR-R

Leader History

NO	NAME	FROM LAP	LAPS LED	DISTANCE	VEHICLE
100	Sam CRANSTONE	1	3	5.89 miles	BMW S1000RR
17	James LAYTON	4	4	7.91 miles	Honda CBR1000RR-R

BMCRC - MRO Championships 2023 - Rnd 4 @ Donington Park

L&W Contractors BMCRC Rookie 600 & Rookie 1000

RACE 6 - STATISTICS

CLASS : 600

19 Starters

Fastest Lap History

NO	NAME	LAP TIME	TIME OF DAY	LAP	VEHICLE
24	Callum MANLEY	1:16.366	13:38:03.682	2	Honda CBR600RR
21	Toby FINNIS	1:15.798	13:38:04.104	2	Kawasaki ZX6R
61	Jason GAMBLE	1:14.841	13:39:19.282	3	Kawasaki ZX6R
24	Callum MANLEY	1:14.596	13:40:34.261	4	Honda CBR600RR
24	Callum MANLEY	1:14.052	13:44:24.832	7	Honda CBR600RR

Leader History

NO	NAME	FROM LAP	LAPS LED	DISTANCE	VEHICLE
24	Callum MANLEY	1	2	3.92 miles	Honda CBR600RR
61	Jason GAMBLE	3	1	1.97 miles	Kawasaki ZX6R
24	Callum MANLEY	4	2	3.95 miles	Honda CBR600RR
61	Jason GAMBLE	6	2	3.95 miles	Kawasaki ZX6R

BMCRC - MRO Championships 2023 - Rnd 4 @ Donington Park

L&W Contractors BMCRC Rookie 600 & Rookie 1000

RACE 16 - GRID (7 Laps)



CONTRACTORS LTD

ROW 15					43 395 1:31.088 William NICHOLLS	
ROW 14	42 44 1:25.456 Sheridan GOATCHER	41 916 1:24.238 Adam FREWIN	40 65 1:24.212 Frank MONTINI			
ROW 13	39 52 1:24.178 Spencer CARRINGTON		38 122 1:23.950 James EGGINGTON	37 606 Jake ANDERTON		
ROW 12	36 7 1:23.914 Darren TAYLOR	35 155 1:23.035 Eliot SMITH	34 413 1:21.952 Paul CONSTANTINE			
ROW 11	33 43 1:18.753 Paul NIELD		32 231 1:18.302 James COLLINS	31 4 1:18.237 Kallum BEDWELL		
ROW 10	30 911 1:17.898 Tom BRASTOCK	29 89 1:17.824 Marco STRILLOZZI	28 115 1:17.034 Brian MAHER			
ROW 9	27 21 1:15.050 Toby FINNIS		26 61 1:14.765 Jason GAMBLE	25 24 1:14.052 Callum MANLEY		
ROW 8						
ROW 7	21 80 Marc DUNCALF		20 50 1:32.760 Stuart MELHUIISH	19 14 1:22.599 Alex YIANNI		
ROW 6	18 243 1:20.797 Tony LE GALLEZ	17 45 1:20.371 Glenn SMITH	16 191 1:19.058 Maurice DAVEY			
ROW 5	15 81 1:18.568 Dan HARTLE		14 123 1:17.757 James VINCER	13 36 1:17.547 Alan MORGAN		
ROW 4	12 175 1:17.417 Arindo PESTANA	11 163 1:17.141 Riccardo BIGUZZI	10 23 1:16.799 Jason PAES			
ROW 3	9 187 1:16.457 Scott DERMOTT		8 801 1:16.419 Stefan MARSHALL	7 149 1:15.673 David WILKINS		
ROW 2	6 33 1:13.948 Luke BLACKFORD	5 87 1:13.784 Karl THOMPSON	4 56 1:13.649 Paul HARRIS			
ROW 1	3 12 1:13.457 Duncan BEDWELL		2 100 1:13.200 Sam CRANSTONE	1 17 1:13.173 James LAYTON		
Pole						

Donington Park National: 1.9790 miles

These results are provisional until the conclusion of any judicial and technical matters.

Clerk Of Course :	Stewards :	Timekeeper : Richard Evans
-------------------	------------	----------------------------

Results can be found at www.tsl-timing.com

Printed - 13:57 Saturday, 03 June 2023



BMCRC - MRO Championships 2023 - Rnd 4 @ Donington Park

L&W Contractors BMCRC Rookie 600 & Rookie 1000

RACE 16 - CLASSIFICATION - AMENDED



CONTRACTORS LTD

POS	NO	CL	PIC NAME	ENTRY	LAPS	TIME	GAP	DIFF	MPH	BEST	ON
1	12	1000	1 Duncan BEDWELL	Kawasaki ZX10R - Connected to homes LTD	7	8:46.850			94.40	1:13.274	3
2	17	1000	2 James LAYTON	Honda CBR1000RR-R -	7	8:47.212	0.362	0.362	94.33	1:12.580	3
3	56	1000	3 Paul HARRIS	Kawasaki ZX10R - Nhr Neil Harris Racing	7	8:48.771	1.921	1.559	94.05	1:13.760	7
4	100	1000	4 Sam CRANSTONE	BMW S1000RR - Fortis racing	7	8:49.207	2.357	0.436	93.98	1:13.510	3
5	187	1000	5 Scott DERMOTT	Yamaha R1 - TwoClicksOut Racing	7	8:58.422	11.572	9.215	92.37	1:14.481	4
6	801	1000	6 Stefan MARSHALL	Aprilia RSV4 - Marshall builders	7	8:59.124	12.274	0.702	92.25	1:15.982	3
7	149	1000	7 David WILKINS	Yamaha R1 - TwoClicksOut Racing	7	9:04.931	18.081	5.807	91.27	1:15.180	3
8	123	1000	8 James VINCER	Kawasaki ZX 10 - A W RACING LTD	7	9:09.147	22.297	4.216	90.56	1:16.458	7
9	36	1000	9 Alan MORGAN	Suzuki GSXR 1000 - Little Duck Racing	7	9:12.884	26.034	3.737	89.95	1:17.662	4
10	81	1000	10 Dan HARTLE	Yamaha R1 2CR - #Teamrace	7	9:17.036	30.186	4.152	89.28	1:17.688	3
11	191	1000	11 Maurice DAVEY	Suzuki GSXR 1000 - M D racing	7	9:17.381	30.531	0.345	89.23	1:17.300	4
12	175	1000	12 Arlindo PESTANA	BMW S1000RR - Pep's racing	7	9:20.161	33.311	2.780	88.78	1:17.657	3
13	23	1000	13 Jason PAES	Aprilia RSV4 - J&R Electrical Ltd	7	9:20.357	33.507	0.196	88.75	1:17.857	3
14	61	600	1 Jason GAMBLE	Kawasaki ZX6R - #TeamRace	7	9:24.870	38.020	4.513	88.04	1:15.267	6
15	24	600	2 Callum MANLEY	Honda CBR600RR - Becs sweets	7	9:25.103	38.253	0.233	88.01	1:15.616	3
16	21	600	3 Toby FINNIS	Kawasaki ZX6R - NOKA RACING - PRIME/TWT	7	9:25.549	38.699	0.446	87.94	1:15.400	6
17	115	600	4 Brian MAHER	Yamaha R6 -	7	9:32.875	46.025	7.326	86.81	1:16.647	3
18	45	1000	14 Glenn SMITH	Kawasaki ZX10R - Team Blumpkin Racing	7	9:40.760	53.910	7.885	85.63	1:21.303	3
19	243	1000	15 Tony LE GALLEZ	Kawasaki ZX10R - Guttersnipe	7	9:40.872	54.022	0.112	85.62	1:20.743	4
20	231	600	5 James COLLINS	Triumph 675 Daytona - JC Racing	7	9:45.708	58.858	4.836	84.91	1:17.897	4
21	4	600	6 Kallum BEDWELL	Yamaha R6 - CTHL-Connected to homes ltd	7	9:45.793	58.943	0.085	84.90	1:18.144	4
22	14	1000	16 Alex YIANNI	BMW S1000 RR -	7	9:49.154	1:02.304	3.361	84.41	1:23.054	3
23	43	600	7 Paul NIELD	Honda CBR600RR -	7	9:52.126	1:05.276	2.972	83.99	1:19.052	5
24	413	600	8 Paul CONSTANTINE	Kawasaki ZX6R -	7	9:57.053	1:10.203	4.927	83.30	1:19.822	4
25	911	600	9 Tom BRASTOCK	Suzuki GSXR 600 - MY POCKET	7	9:57.730	1:10.880	0.677	83.20	1:19.529	5
26	89	600	10 Marco STRILLOZZI	Yamaha R6 - KLUAPP.COM	7	9:58.684	1:11.834	0.954	83.07	1:20.083	4
27	606	600	11 Jake ANDERTON	Honda CBR600RR - CurrentElec Racing	6	8:45.393	1 Lap	1 Lap	81.10	1:21.072	6
28	155	600	12 Eliot SMITH	Honda CBR600RR - Pro-Moto Europe Ltd	6	8:54.370	1 Lap	8.977	79.74	1:22.513	3
29	122	600	13 James EGGINGTON	Kawasaki ZX6R -	6	9:01.072	1 Lap	6.702	78.75	1:22.259	6
30	7	600	14 Darren TAYLOR	Kawasaki ZX6R -	6	9:01.939	1 Lap	0.867	78.62	1:23.204	2
31	52	600	15 Spencer CARRINGTON	Yamaha R6 - Seton Tuning	6	9:08.415	1 Lap	6.476	77.69	1:24.397	4
32	65	600	16 Frank MONTINI	Triumph 675R - Sara Johnson	6	9:09.333	1 Lap	0.918	77.56	1:24.858	3
33	916	600	17 Adam FREWIN	Yamaha R6 - Dickens Cider	6	9:25.276	1 Lap	15.943	75.38	1:27.141	3
34	395	600	18 William NICHOLLS	Yamaha R6 - Will Nicholls Farriery	6	9:28.278	1 Lap	3.002	74.98	1:27.705	4

NOT CLASSIFIED

DNF	125	1000	Matthew CHAM	-	4	10:17.560	3 Laps	2 Laps	45.92	1:16.999	3
DNF	44	600	Sheridan GOATCHER	Yamaha R6 -	3	4:57.656	4 Laps	1 Lap	71.34	1:26.225	2

FASTEST LAP

17	1000	James LAYTON	Honda CBR1000RR-R -	3	1:12.580	98.16 mph	157.97 kph
61	600	Jason GAMBLE	Kawasaki ZX6R - #TeamRace	6	1:15.267	94.65 mph	152.33 kph

#606 - Waved off early at Redgate, Now classified as a finisher.

Class 1000 - 92.5% of Race Speed = 87.32 mph

Class 600 - 92.5% of Race Speed = 81.43 mph

Weather / Track : Sunny / Dry

These results are provisional until the conclusion of any judicial and technical matters.

Race Distance: 7 Laps / 13.85 miles
Donington Park National: 1.9790 miles
Date: 03/06/2023 Start: 16:28 Finish: 16:37

Clerk Of Course :	Stewards :	Timekeeper : Richard Evans
-------------------	------------	----------------------------

Results can be found at www.tsl-timing.com

Printed - 08:38 Sunday, 04 June 2023



BMCRC - MRO Championships 2023 - Rnd 4 @ Donington Park

L&W Contractors BMCRC Rookie 600 & Rookie 1000

RACE 16 - LAP CHART

LAP 1 @ 16:30:03.319

NO	BEHIND	LAP TIME
12		1:18.106
56	0.891	1:18.997
17	0.973	1:19.079
187	1.877	1:19.983
149	2.490	1:20.596
801	2.952	1:21.058
36	4.057	1:22.163
125	6.001	1:24.107
100	6.229	1:24.335
175	6.351	1:24.457
123	6.729	1:24.835
23	6.924	1:25.030
81	7.880	1:25.986
191	8.606	1:26.712
14	10.434	1:28.540
45	10.831	1:28.937
243	11.303	1:29.409
24	29.725	1:47.831
21	30.869	1:48.975
61	31.419	1:49.525
115	31.863	1:49.969
4	34.718	1:52.824
911	35.155	1:53.261
89	35.212	1:53.318
231	35.325	1:53.431
43	35.928	1:54.034
413	36.776	1:54.882
606	39.066	1:57.172
155	40.492	1:58.598
7	40.537	1:58.643
65	41.885	1:59.991
122	42.066	2:00.172
52	42.630	2:00.736
916	44.245	2:02.351
44	45.355	2:03.461
395	46.127	2:04.233

LAP 2 @ 16:31:17.252

NO	BEHIND	LAP TIME
12		1:13.933
17	1.962	1:14.922
56	2.136	1:15.178
187	3.447	1:15.503
149	3.994	1:15.437
801	5.525	1:16.506
100	6.389	1:14.093
36	8.208	1:18.084
125	9.878	1:17.810
123	10.464	1:17.668
175	11.409	1:18.991
23	11.711	1:18.720
81	12.687	1:18.740
191	14.209	1:19.536
45	18.369	1:21.471
243	19.363	1:21.993
14	20.046	1:23.545
24	32.493	1:16.701
61	32.823	1:15.337
21	33.203	1:16.267
115	35.353	1:17.423
231	40.381	1:18.989
4	40.403	1:19.618
89	41.677	1:20.398

43	42.819	1:20.824
911	43.151	1:21.929
413	43.198	1:20.355
606	47.470	1:22.337
155	49.189	1:22.630
7	49.808	1:23.204
122	53.837	1:25.704
65	54.718	1:26.766
52	54.890	1:26.193
916	57.564	1:27.252
44	57.647	1:26.225
395	1:00.479	1:28.285

LAP 3 @ 16:32:30.526

NO	BEHIND	LAP TIME
12		1:13.274
17	1.268	1:12.580
56	3.218	1:14.356
187	5.116	1:14.943
149	5.900	1:15.180
100	6.625	1:13.510
801	8.233	1:15.982
36	12.728	1:17.794
125	13.603	1:16.999
123	13.929	1:16.739
175	15.792	1:17.657
23	16.294	1:17.857
81	17.101	1:17.688
191	18.799	1:17.864
45	26.398	1:21.303
243	28.117	1:22.028
14	29.826	1:23.054
24	34.835	1:15.616
61	35.533	1:15.984
21	36.067	1:16.138
115	38.726	1:16.647
4	45.908	1:18.779
231	46.059	1:18.952
89	49.632	1:21.229
43	50.029	1:20.484
413	50.443	1:20.519
911	51.655	1:21.778
606	56.147	1:21.951
155	58.428	1:22.513
7	1:01.957	1:25.423
122	1:05.828	1:25.265
65	1:06.302	1:24.858
52	1:07.063	1:25.447
916	1:11.431	1:27.141
44	1:12.343	1:27.970

LAP 4 @ 16:33:44.251

NO	BEHIND	LAP TIME
12		1:13.725
17	0.483	1:12.940
395	1 Lap	1:28.610
56	3.713	1:14.220
187	5.872	1:14.481
100	6.525	1:13.625
149	8.434	1:16.259
801	10.497	1:15.989
36	16.665	1:17.662
123	17.027	1:16.823
175	20.163	1:18.096
23	20.833	1:18.264

81	21.187	1:17.811
191	22.374	1:17.300
45	34.838	1:22.165
243	35.135	1:20.743
24	37.227	1:16.117
61	37.689	1:15.881
21	38.755	1:16.413
14	39.477	1:23.376
115	41.756	1:16.755
231	50.231	1:17.897
4	50.327	1:18.144
43	55.449	1:19.145
89	55.990	1:20.083
413	56.540	1:19.822
911	58.334	1:20.404
606	1:03.860	1:21.438
155	1:07.759	1:23.056
7	1:12.564	1:24.332
122	1:15.691	1:23.588

LAP 5 @ 16:35:00.690

NO	BEHIND	LAP TIME
17		1:15.956
12	0.104	1:16.543
52	1 Lap	1:24.397
65	1 Lap	1:25.493
56	3.160	1:15.886
100	4.535	1:14.449
187	7.414	1:17.981
149	9.942	1:17.947
916	1 Lap	1:28.942
801	11.052	1:16.994
395	1 Lap	1:27.705
36	19.620	1:19.394
123	19.629	1:19.041
175	22.824	1:19.100
23	23.044	1:18.650
81	23.450	1:18.702
191	24.762	1:18.827
24	37.226	1:16.438
61	37.903	1:16.653
21	39.054	1:16.738
45	40.770	1:22.371
243	41.038	1:22.342
115	42.436	1:17.119
14	46.705	1:23.667
4	52.818	1:18.930
231	53.353	1:19.561
43	58.062	1:19.052
89	59.852	1:20.301
413	1:00.592	1:20.491
911	1:01.424	1:19.529
606	1:08.844	1:21.423
155	1:15.540	1:24.220

LAP 6 @ 16:36:16.802

NO	BEHIND	LAP TIME
17		1:16.112
12	0.641	1:16.649
56	3.422	1:16.374
100	3.834	1:15.411
7	1 Lap	1:25.836
122	1 Lap	1:24.084
187	8.501	1:17.199
52	1 Lap	1:25.700

801	11.087	1:16.147
65	1 Lap	1:25.767
149	11.921	1:18.091
123	21.100	1:17.583
36	22.503	1:18.995
916	1 Lap	1:29.952
395	1 Lap	1:30.027
175	27.452	1:20.740
191	27.482	1:18.832
81	27.491	1:20.153
23	27.832	1:20.900
24	36.852	1:15.738
61	37.058	1:15.267
21	38.342	1:15.400
115	44.128	1:17.804
45	47.223	1:22.565
243	47.494	1:22.568
14	53.714	1:23.121
4	55.529	1:18.823
231	55.704	1:18.463
43	1:01.240	1:19.290
89	1:05.101	1:21.361
413	1:05.145	1:20.665
911	1:05.405	1:20.093
606	1:13.804	1:21.072

LAP 7 @ 16:37:32.063

NO	BEHIND	LAP TIME
12		1:14.620
17	0.362	1:15.623
56	1.921	1:13.760
100	2.357	1:13.784
155	1 Lap	1:23.353
187	11.572	1:18.332
801	12.274	1:16.448
122	1 Lap	1:22.259
7	1 Lap	1:24.501
149	18.081	1:21.421
52	1 Lap	1:25.942
123	22.297	1:16.458
65	1 Lap	1:26.458
36	26.034	1:18.792
81	30.186	1:17.956
191	30.531	1:18.310
175	33.311	1:21.120
23	33.507	1:20.936
61	38.020	1:16.223
24	38.253	1:16.662
916	1 Lap	1:29.638
21	38.699	1:15.618
395	1 Lap	1:29.418
115	46.025	1:17.158
45	53.910	1:21.948
243	54.022	1:21.789
231	58.858	1:18.415
4	58.943	1:18.675
14	1:02.304	1:23.851
43	1:05.276	1:19.297
413	1:10.203	1:20.319
911	1:10.880	1:20.736
89	1:11.834	1:21.994
125	3 Laps	6:18.644 P

BMCRC - MRO Championships 2023 - Rnd 4 @ Donington Park

L&W Contractors BMCRC Rookie 600 & Rookie 1000

RACE 16 - POSITION CHART

No	Name	Lap Pos	Lap						
			1	2	3	4	5	6	7
17	LAYTON	1	12	12	12	12	17	17	12
100	CRANSTONE	2	56	17	17	17	12	12	17
12	BEDWELL	3	17	56	56	56	56	56	56
56	HARRIS	4	187	187	187	187	100	100	100
149	WILKINS	5	149	149	149	100	187	187	187
801	MARSHALL	6	801	801	100	149	149	801	801
187	DERMOTT	7	36	100	801	801	801	149	149
23	PAES	8	125	36	36	36	36	123	123
175	PESTANA	9	100	125	125	123	123	36	36
36	MORGAN	10	175	123	123	175	175	175	81
123	VINCER	11	123	175	175	23	23	191	191
81	HARTLE	12	23	23	23	81	81	81	175
191	DAVEY	13	81	81	81	191	191	23	23
45	SMITH	14	191	191	191	45	24	24	61
243	LE GALLEZ	15	14	45	45	243	61	61	24
14	YIANNI	16	45	243	243	24	21	21	21
24	MANLEY	17	243	14	14	61	45	115	115
61	GAMBLE	18	24	24	24	21	243	45	45
21	FINNIS	19	21	61	61	14	115	243	243
115	MAHER	20	61	21	21	115	14	14	231
89	STRILLOZZI	21	115	115	115	231	4	4	4
911	BRASTOCK	22	4	231	4	4	231	231	14
4	BEDWELL	23	911	4	231	43	43	43	43
231	COLLINS	24	89	89	89	89	89	89	413
43	NIELD	25	231	43	43	413	413	413	911
413	CONSTANTINE	26	43	911	413	911	911	911	89
155	SMITH	27	413	413	911	606	606	606	
7	TAYLOR	28	606	606	606	155	155	155	
606	ANDERTON	29	155	155	155	7	7	122	
122	EGGINGTON	30	7	7	7	122	122	7	
52	CARRINGTON	31	65	122	122	52	52	52	
65	MONTINI	32	122	65	65	65	65	65	
916	FREWIN	33	52	52	52	916	916	916	
44	GOATCHER	34	916	916	916	395	395	395	
395	NICHOLLS	35	44	44	44	125			
125	CHAM	36	395	395	395				

BMCRC - MRO Championships 2023 - Rnd 4 @ Donington Park

L&W Contractors BMCRC Rookie 600 & Rookie 1000

RACE 16 - SECTOR ANALYSIS



SECTOR 1 = FL to I1, SECTOR 2 = I1 to FL, DIFF = Difference To Personal Best Lap, P = Crossed Finish Line in Pit Lane, D = Time Disallowed

P1		12	1000	Duncan BEDWELL	Kawasaki ZX10R - Connected to homes LTD			
IDEAL LAP TIME :		1:13.053	BEST LAP TIME :		1:13.274	DIFFERENCE :		0.221
LAP	SECTOR 1	SECTOR 2		LAP TIME	MPH	DIFF	TIME OF DAY	
1 -		25.730		1:18.106	91.21	4.832	16:30:03.319	
2 -	48.473	25.460		1:13.933 (3)	96.36	0.659	16:31:17.252	
3 -	47.989	25.285		1:13.274 (1)	97.23		16:32:30.526	
4 -	47.937	25.788		1:13.725 (2)	96.63	0.451	16:33:44.251	
5 -	50.596	25.947		1:16.543	93.08	3.269	16:35:00.794	
6 -	50.808	25.841		1:16.649	92.95	3.375	16:36:17.443	
7 -	49.504	25.116		1:14.620	95.47	1.346	16:37:32.063	

P2		17	1000	James LAYTON	Honda CBR1000RR-R -			
IDEAL LAP TIME :		1:12.580	BEST LAP TIME :		1:12.580	DIFFERENCE :		0.000
LAP	SECTOR 1	SECTOR 2		LAP TIME	MPH	DIFF	TIME OF DAY	
1 -		25.788		1:19.079	90.09	6.499	16:30:04.292	
2 -	49.524	25.398		1:14.922 (3)	95.09	2.342	16:31:19.214	
3 -	47.575	25.005		1:12.580 (1)	98.16		16:32:31.794	
4 -	47.604	25.336		1:12.940 (2)	97.67	0.360	16:33:44.734	
5 -	50.347	25.609		1:15.956	93.79	3.376	16:35:00.690	
6 -	50.364	25.748		1:16.112	93.60	3.532	16:36:16.802	
7 -	49.905	25.718		1:15.623	94.21	3.043	16:37:32.425	

P3		56	1000	Paul HARRIS	Kawasaki ZX10R - Nhr Neil Harris Racing			
IDEAL LAP TIME :		1:13.536	BEST LAP TIME :		1:13.760	DIFFERENCE :		0.224
LAP	SECTOR 1	SECTOR 2		LAP TIME	MPH	DIFF	TIME OF DAY	
1 -		25.505		1:18.997	90.18	5.237	16:30:04.210	
2 -	49.339	25.839		1:15.178	94.77	1.418	16:31:19.388	
3 -	48.738	25.618		1:14.356 (3)	95.81	0.596	16:32:33.744	
4 -	48.371	25.849		1:14.220 (2)	95.99	0.460	16:33:47.964	
5 -	49.648	26.238		1:15.886	93.88	2.126	16:35:03.850	
6 -	50.696	25.678		1:16.374	93.28	2.614	16:36:20.224	
7 -	48.031	25.729		1:13.760 (1)	96.59		16:37:33.984	

P4		100	1000	Sam CRANSTONE	BMW S1000RR - Fortis racing			
IDEAL LAP TIME :		1:13.359	BEST LAP TIME :		1:13.510	DIFFERENCE :		0.151
LAP	SECTOR 1	SECTOR 2		LAP TIME	MPH	DIFF	TIME OF DAY	
1 -		26.650		1:24.335	84.47	10.825	16:30:09.548	
2 -	48.729	25.364		1:14.093	96.15	0.583	16:31:23.641	
3 -	48.348	25.162		1:13.510 (1)	96.92		16:32:37.151	
4 -	48.324	25.301		1:13.625 (2)	96.76	0.115	16:33:50.776	
5 -	49.018	25.431		1:14.449	95.69	0.939	16:35:05.225	
6 -	49.886	25.525		1:15.411	94.47	1.901	16:36:20.636	
7 -	48.197	25.587		1:13.784 (3)	96.56	0.274	16:37:34.420	

P5		187	1000	Scott DERMOTT	Yamaha R1 - TwoClicksOut Racing			
IDEAL LAP TIME :		1:14.481	BEST LAP TIME :		1:14.481	DIFFERENCE :		0.000
LAP	SECTOR 1	SECTOR 2		LAP TIME	MPH	DIFF	TIME OF DAY	
1 -		25.960		1:19.983	89.07	5.502	16:30:05.196	
2 -	49.464	26.039		1:15.503 (3)	94.36	1.022	16:31:20.699	
3 -	49.243	25.700		1:14.943 (2)	95.06	0.462	16:32:35.642	
4 -	48.892	25.589		1:14.481 (1)	95.65		16:33:50.123	
5 -	50.646	27.335		1:17.981	91.36	3.500	16:35:08.104	
6 -	50.838	26.361		1:17.199	92.28	2.718	16:36:25.303	
7 -	52.308	26.024		1:18.332	90.95	3.851	16:37:43.635	

BMCRC - MRO Championships 2023 - Rnd 4 @ Donington Park

L&W Contractors BMCRC Rookie 600 & Rookie 1000

RACE 16 - SECTOR ANALYSIS



SECTOR 1 = FL to I1, SECTOR 2 = I1 to FL, DIFF = Difference To Personal Best Lap, P = Crossed Finish Line in Pit Lane, D = Time Disallowed

P6		801	1000	Stefan MARSHALL	Aprilia RSV4 - Marshall builders						
IDEAL LAP TIME :		1:15.728		BEST LAP TIME :		1:15.982		DIFFERENCE :		0.254	
LAP	SECTOR 1	SECTOR 2		LAP TIME	MPH	DIFF	TIME OF DAY				
1 -		25.842		1:21.058	87.89	5.076	16:30:06.271				
2 -	49.886	26.620		1:16.506	93.12	0.524	16:31:22.777				
3 -	49.904	26.078		1:15.982 (1)	93.76		16:32:38.759				
4 -	50.031	25.958		1:15.989 (2)	93.75	0.007	16:33:54.748				
5 -	50.671	26.323		1:16.994	92.53	1.012	16:35:11.742				
6 -	50.045	26.102		1:16.147 (3)	93.56	0.165	16:36:27.889				
7 -	49.922	26.526		1:16.448	93.19	0.466	16:37:44.337				

P7		149	1000	David WILKINS	Yamaha R1 - TwoClicksOut Racing						
IDEAL LAP TIME :		1:15.180		BEST LAP TIME :		1:15.180		DIFFERENCE :		0.000	
LAP	SECTOR 1	SECTOR 2		LAP TIME	MPH	DIFF	TIME OF DAY				
1 -		26.086		1:20.596	88.39	5.416	16:30:05.809				
2 -	49.420	26.017		1:15.437 (2)	94.44	0.257	16:31:21.246				
3 -	49.182	25.998		1:15.180 (1)	94.76		16:32:36.426				
4 -	49.833	26.426		1:16.259 (3)	93.42	1.079	16:33:52.685				
5 -	51.198	26.749		1:17.947	91.40	2.767	16:35:10.632				
6 -	51.234	26.857		1:18.091	91.23	2.911	16:36:28.723				
7 -	54.254	27.167		1:21.421	87.50	6.241	16:37:50.144				

P8		123	1000	James VINCER	Kawasaki ZX 10 - A W RACING LTD						
IDEAL LAP TIME :		1:16.458		BEST LAP TIME :		1:16.458		DIFFERENCE :		0.000	
LAP	SECTOR 1	SECTOR 2		LAP TIME	MPH	DIFF	TIME OF DAY				
1 -		27.716		1:24.835	83.98	8.377	16:30:10.048				
2 -	51.215	26.453		1:17.668	91.73	1.210	16:31:27.716				
3 -	50.455	26.284		1:16.739 (2)	92.84	0.281	16:32:44.455				
4 -	50.382	26.441		1:16.823 (3)	92.74	0.365	16:34:01.278				
5 -	52.108	26.933		1:19.041	90.13	2.583	16:35:20.319				
6 -	51.010	26.573		1:17.583	91.83	1.125	16:36:37.902				
7 -	50.190	26.268		1:16.458 (1)	93.18		16:37:54.360				

P9		36	1000	Alan MORGAN	Suzuki GSXR 1000 - Little Duck Racing						
IDEAL LAP TIME :		1:17.240		BEST LAP TIME :		1:17.662		DIFFERENCE :		0.422	
LAP	SECTOR 1	SECTOR 2		LAP TIME	MPH	DIFF	TIME OF DAY				
1 -		26.401		1:22.163	86.71	4.501	16:30:07.376				
2 -	51.573	26.511		1:18.084 (3)	91.24	0.422	16:31:25.460				
3 -	50.937	26.857		1:17.794 (2)	91.58	0.132	16:32:43.254				
4 -	50.839	26.823		1:17.662 (1)	91.73		16:34:00.916				
5 -	51.895	27.499		1:19.394	89.73	1.732	16:35:20.310				
6 -	52.076	26.919		1:18.995	90.19	1.333	16:36:39.305				
7 -	51.164	27.628		1:18.792	90.42	1.130	16:37:58.097				

P10		81	1000	Dan HARTLE	Yamaha R1 2CR - #Teamrace						
IDEAL LAP TIME :		1:17.688		BEST LAP TIME :		1:17.688		DIFFERENCE :		0.000	
LAP	SECTOR 1	SECTOR 2		LAP TIME	MPH	DIFF	TIME OF DAY				
1 -		27.263		1:25.986	82.85	8.298	16:30:11.199				
2 -	51.656	27.084		1:18.740	90.48	1.052	16:31:29.939				
3 -	50.890	26.798		1:17.688 (1)	91.70		16:32:47.627				
4 -	50.916	26.895		1:17.811 (2)	91.56	0.123	16:34:05.438				
5 -	51.883	26.819		1:18.702	90.52	1.014	16:35:24.140				
6 -	52.273	27.880		1:20.153	88.88	2.465	16:36:44.293				
7 -	51.099	26.857		1:17.956 (3)	91.39	0.268	16:38:02.249				

BMCRC - MRO Championships 2023 - Rnd 4 @ Donington Park

L&W Contractors BMCRC Rookie 600 & Rookie 1000

RACE 16 - SECTOR ANALYSIS



SECTOR 1 = FL to I1, SECTOR 2 = I1 to FL, DIFF = Difference To Personal Best Lap, P = Crossed Finish Line in Pit Lane, D = Time Disallowed

P11 191 1000 Maurice DAVEY		Suzuki GSXR 1000 - M D racing				
IDEAL LAP TIME : 1:17.190		BEST LAP TIME : 1:17.300		DIFFERENCE : 0.110		
LAP	SECTOR 1	SECTOR 2	LAP TIME	MPH	DIFF	TIME OF DAY
1 -		27.177	1:26.712	82.16	9.412	16:30:11.925
2 -	52.669	26.867	1:19.536	89.57	2.236	16:31:31.461
3 -	51.086	26.778	1:17.864 (2)	91.50	0.564	16:32:49.325
4 -	50.412	26.888	1:17.300 (1)	92.16		16:34:06.625
5 -	51.659	27.168	1:18.827	90.38	1.527	16:35:25.452
6 -	51.269	27.563	1:18.832	90.37	1.532	16:36:44.284
7 -	51.468	26.842	1:18.310 (3)	90.97	1.010	16:38:02.594

P12 175 1000 Arlindo PESTANA		BMW S1000RR - Pep's racing				
IDEAL LAP TIME : 1:17.651		BEST LAP TIME : 1:17.657		DIFFERENCE : 0.006		
LAP	SECTOR 1	SECTOR 2	LAP TIME	MPH	DIFF	TIME OF DAY
1 -		27.920	1:24.457	84.35	6.800	16:30:09.670
2 -	52.077	26.914	1:18.991 (3)	90.19	1.334	16:31:28.661
3 -	50.803	26.854	1:17.657 (1)	91.74		16:32:46.318
4 -	51.248	26.848	1:18.096 (2)	91.22	0.439	16:34:04.414
5 -	51.903	27.197	1:19.100	90.07	1.443	16:35:23.514
6 -	52.426	28.314	1:20.740	88.24	3.083	16:36:44.254
7 -	53.296	27.824	1:21.120	87.82	3.463	16:38:05.374

P13 23 1000 Jason PAES		Aprilia RSV4 - J&R Electrical Ltd				
IDEAL LAP TIME : 1:17.511		BEST LAP TIME : 1:17.857		DIFFERENCE : 0.346		
LAP	SECTOR 1	SECTOR 2	LAP TIME	MPH	DIFF	TIME OF DAY
1 -		27.299	1:25.030	83.78	7.173	16:30:10.243
2 -	51.974	26.746	1:18.720	90.50	0.863	16:31:28.963
3 -	50.765	27.092	1:17.857 (1)	91.50		16:32:46.820
4 -	51.119	27.145	1:18.264 (2)	91.03	0.407	16:34:05.084
5 -	51.534	27.116	1:18.650 (3)	90.58	0.793	16:35:23.734
6 -	52.513	28.387	1:20.900	88.06	3.043	16:36:44.634
7 -	53.607	27.329	1:20.936	88.02	3.079	16:38:05.570

P14 61 600 Jason GAMBLE		Kawasaki ZX6R - #TeamRace				
IDEAL LAP TIME : 1:14.782		BEST LAP TIME : 1:15.267		DIFFERENCE : 0.485		
LAP	SECTOR 1	SECTOR 2	LAP TIME	MPH	DIFF	TIME OF DAY
1 -		26.676	1:49.525	65.04	34.258	16:30:34.738
2 -	49.075	26.262	1:15.337 (2)	94.57	0.070	16:31:50.075
3 -	49.834	26.150	1:15.984	93.76	0.717	16:33:06.059
4 -	49.023	26.858	1:15.881 (3)	93.89	0.614	16:34:21.940
5 -	50.341	26.312	1:16.653	92.94	1.386	16:35:38.593
6 -	49.471	25.796	1:15.267 (1)	94.65		16:36:53.860
7 -	48.986	27.237	1:16.223	93.47	0.956	16:38:10.083

P15 24 600 Callum MANLEY		Honda CBR600RR - Becs sweets				
IDEAL LAP TIME : 1:15.405		BEST LAP TIME : 1:15.616		DIFFERENCE : 0.211		
LAP	SECTOR 1	SECTOR 2	LAP TIME	MPH	DIFF	TIME OF DAY
1 -		26.225	1:47.831	66.07	32.215	16:30:33.044
2 -	50.230	26.471	1:16.701	92.88	1.085	16:31:49.745
3 -	49.615	26.001	1:15.616 (1)	94.22		16:33:05.361
4 -	49.436	26.681	1:16.117 (3)	93.60	0.501	16:34:21.478
5 -	50.407	26.031	1:16.438	93.20	0.822	16:35:37.916
6 -	49.769	25.969	1:15.738 (2)	94.06	0.122	16:36:53.654
7 -	50.415	26.247	1:16.662	92.93	1.046	16:38:10.316

BMCRC - MRO Championships 2023 - Rnd 4 @ Donington Park

L&W Contractors BMCRC Rookie 600 & Rookie 1000

RACE 16 - SECTOR ANALYSIS



SECTOR 1 = FL to I1, SECTOR 2 = I1 to FL, DIFF = Difference To Personal Best Lap, P = Crossed Finish Line in Pit Lane, D = Time Disallowed

P16 21 600 Toby FINNIS			Kawasaki ZX6R - NOKA RACING - PRIME/TWT			
IDEAL LAP TIME : 1:15.011		BEST LAP TIME : 1:15.400		DIFFERENCE : 0.389		
LAP	SECTOR 1	SECTOR 2	LAP TIME	MPH	DIFF	TIME OF DAY
1 -		26.429	1:48.975	65.37	33.575	16:30:34.188
2 -	49.976	26.291	1:16.267	93.41	0.867	16:31:50.455
3 -	49.940	26.198	1:16.138 (3)	93.57	0.738	16:33:06.593
4 -	49.053	27.360	1:16.413	93.23	1.013	16:34:23.006
5 -	50.470	26.268	1:16.738	92.84	1.338	16:35:39.744
6 -	49.442	25.958	1:15.400 (1)	94.49		16:36:55.144
7 -	49.539	26.079	1:15.618 (2)	94.21	0.218	16:38:10.762

P17 115 600 Brian MAHER			Yamaha R6 -			
IDEAL LAP TIME : 1:16.596		BEST LAP TIME : 1:16.647		DIFFERENCE : 0.051		
LAP	SECTOR 1	SECTOR 2	LAP TIME	MPH	DIFF	TIME OF DAY
1 -		26.472	1:49.969	64.78	33.322	16:30:35.182
2 -	50.846	26.577	1:17.423	92.02	0.776	16:31:52.605
3 -	50.236	26.411	1:16.647 (1)	92.95		16:33:09.252
4 -	50.185	26.570	1:16.755 (2)	92.82	0.108	16:34:26.007
5 -	50.530	26.589	1:17.119 (3)	92.38	0.472	16:35:43.126
6 -	51.218	26.586	1:17.804	91.57	1.157	16:37:00.930
7 -	50.676	26.482	1:17.158	92.33	0.511	16:38:18.088

P18 45 1000 Glenn SMITH			Kawasaki ZX10R - Team Blumpkin Racing			
IDEAL LAP TIME : 1:21.105		BEST LAP TIME : 1:21.303		DIFFERENCE : 0.198		
LAP	SECTOR 1	SECTOR 2	LAP TIME	MPH	DIFF	TIME OF DAY
1 -		27.891	1:28.937	80.10	7.634	16:30:14.150
2 -	53.494	27.977	1:21.471 (2)	87.45	0.168	16:31:35.621
3 -	53.214	28.089	1:21.303 (1)	87.63		16:32:56.924
4 -	53.350	28.815	1:22.165	86.71	0.862	16:34:19.089
5 -	54.442	27.929	1:22.371	86.49	1.068	16:35:41.460
6 -	54.155	28.410	1:22.565	86.29	1.262	16:37:04.025
7 -	53.715	28.233	1:21.948 (3)	86.94	0.645	16:38:25.973

P19 243 1000 Tony LE GALLEZ			Kawasaki ZX10R - Guttersnipe			
IDEAL LAP TIME : 1:20.743		BEST LAP TIME : 1:20.743		DIFFERENCE : 0.000		
LAP	SECTOR 1	SECTOR 2	LAP TIME	MPH	DIFF	TIME OF DAY
1 -		27.889	1:29.409	79.68	8.666	16:30:14.622
2 -	54.114	27.879	1:21.993 (3)	86.89	1.250	16:31:36.615
3 -	54.367	27.661	1:22.028	86.85	1.285	16:32:58.643
4 -	53.502	27.241	1:20.743 (1)	88.23		16:34:19.386
5 -	54.584	27.758	1:22.342	86.52	1.599	16:35:41.728
6 -	54.149	28.419	1:22.568	86.28	1.825	16:37:04.296
7 -	53.688	28.101	1:21.789 (2)	87.11	1.046	16:38:26.085

P20 231 600 James COLLINS			Triumph 675 Daytona - JC Racing			
IDEAL LAP TIME : 1:17.790		BEST LAP TIME : 1:17.897		DIFFERENCE : 0.107		
LAP	SECTOR 1	SECTOR 2	LAP TIME	MPH	DIFF	TIME OF DAY
1 -		27.009	1:53.431	62.80	35.534	16:30:38.644
2 -	51.790	27.199	1:18.989	90.19	1.092	16:31:57.633
3 -	51.698	27.254	1:18.952	90.24	1.055	16:33:16.585
4 -	50.862	27.035	1:17.897 (1)	91.46		16:34:34.482
5 -	52.172	27.389	1:19.561	89.54	1.664	16:35:54.043
6 -	51.258	27.205	1:18.463 (3)	90.80	0.566	16:37:12.506
7 -	51.487	26.928	1:18.415 (2)	90.85	0.518	16:38:30.921

BMCRC - MRO Championships 2023 - Rnd 4 @ Donington Park

L&W Contractors BMCRC Rookie 600 & Rookie 1000

RACE 16 - SECTOR ANALYSIS



SECTOR 1 = FL to I1, SECTOR 2 = I1 to FL, DIFF = Difference To Personal Best Lap, P = Crossed Finish Line in Pit Lane, D = Time Disallowed

P21 4 600 Kallum BEDWELL		Yamaha R6 - CTHL-Connected to homes ltd				
IDEAL LAP TIME : 1:18.134		BEST LAP TIME : 1:18.144		DIFFERENCE : 0.010		
LAP	SECTOR 1	SECTOR 2	LAP TIME	MPH	DIFF	TIME OF DAY
1 -		27.748	1:52.824	63.14	34.680	16:30:38.037
2 -	52.615	27.003	1:19.618	89.48	1.474	16:31:57.655
3 -	51.865	26.914	1:18.779 (3)	90.43	0.635	16:33:16.434
4 -	51.753	26.391	1:18.144 (1)	91.17		16:34:34.578
5 -	52.423	26.507	1:18.930	90.26	0.786	16:35:53.508
6 -	51.994	26.829	1:18.823	90.38	0.679	16:37:12.331
7 -	51.743	26.932	1:18.675 (2)	90.55	0.531	16:38:31.006

P22 14 1000 Alex YIANNI		BMW S1000 RR -				
IDEAL LAP TIME : 1:22.346		BEST LAP TIME : 1:23.054		DIFFERENCE : 0.708		
LAP	SECTOR 1	SECTOR 2	LAP TIME	MPH	DIFF	TIME OF DAY
1 -		28.104	1:28.540	80.46	5.486	16:30:13.753
2 -	54.685	28.860	1:23.545	85.27	0.491	16:31:37.298
3 -	54.628	28.426	1:23.054 (1)	85.78		16:33:00.352
4 -	54.242	29.134	1:23.376 (3)	85.45	0.322	16:34:23.728
5 -	55.337	28.330	1:23.667	85.15	0.613	16:35:47.395
6 -	54.878	28.243	1:23.121 (2)	85.71	0.067	16:37:10.516
7 -	55.625	28.226	1:23.851	84.96	0.797	16:38:34.367

P23 43 600 Paul NIELD		Honda CBR600RR -				
IDEAL LAP TIME : 1:18.660		BEST LAP TIME : 1:19.052		DIFFERENCE : 0.392		
LAP	SECTOR 1	SECTOR 2	LAP TIME	MPH	DIFF	TIME OF DAY
1 -		27.101	1:54.034	62.47	34.982	16:30:39.247
2 -	53.263	27.561	1:20.824	88.15	1.772	16:32:00.071
3 -	53.172	27.312	1:20.484	88.52	1.432	16:33:20.555
4 -	51.670	27.475	1:19.145 (2)	90.02	0.093	16:34:39.700
5 -	51.701	27.351	1:19.052 (1)	90.12		16:35:58.752
6 -	51.690	27.600	1:19.290 (3)	89.85	0.238	16:37:18.042
7 -	51.559	27.738	1:19.297	89.84	0.245	16:38:37.339

P24 413 600 Paul CONSTANTINE		Kawasaki ZX6R -				
IDEAL LAP TIME : 1:19.714		BEST LAP TIME : 1:19.822		DIFFERENCE : 0.108		
LAP	SECTOR 1	SECTOR 2	LAP TIME	MPH	DIFF	TIME OF DAY
1 -		27.306	1:54.882	62.01	35.060	16:30:40.095
2 -	52.931	27.424	1:20.355 (3)	88.66	0.533	16:32:00.450
3 -	52.980	27.539	1:20.519	88.48	0.697	16:33:20.969
4 -	52.553	27.269	1:19.822 (1)	89.25		16:34:40.791
5 -	53.330	27.161	1:20.491	88.51	0.669	16:36:01.282
6 -	52.740	27.925	1:20.665	88.32	0.843	16:37:21.947
7 -	52.961	27.358	1:20.319 (2)	88.70	0.497	16:38:42.266

P25 911 600 Tom BRASTOCK		Suzuki GSXR 600 - MY POCKET				
IDEAL LAP TIME : 1:19.429		BEST LAP TIME : 1:19.529		DIFFERENCE : 0.100		
LAP	SECTOR 1	SECTOR 2	LAP TIME	MPH	DIFF	TIME OF DAY
1 -		27.427	1:53.261	62.90	33.732	16:30:38.474
2 -	53.762	28.167	1:21.929	86.96	2.400	16:32:00.403
3 -	53.462	28.316	1:21.778	87.12	2.249	16:33:22.181
4 -	52.811	27.593	1:20.404 (3)	88.61	0.875	16:34:42.585
5 -	52.002	27.527	1:19.529 (1)	89.58		16:36:02.114
6 -	52.248	27.845	1:20.093 (2)	88.95	0.564	16:37:22.207
7 -	52.812	27.924	1:20.736	88.24	1.207	16:38:42.943

BMCRC - MRO Championships 2023 - Rnd 4 @ Donington Park

L&W Contractors BMCRC Rookie 600 & Rookie 1000

RACE 16 - SECTOR ANALYSIS



SECTOR 1 = FL to I1, SECTOR 2 = I1 to FL, DIFF = Difference To Personal Best Lap, P = Crossed Finish Line in Pit Lane, D = Time Disallowed

P26		89 600		Marco STRILLOZZI		Yamaha R6 - KLUAPP.COM	
IDEAL LAP TIME : 1:19.764		BEST LAP TIME : 1:20.083		DIFFERENCE : 0.319			
LAP	SECTOR 1	SECTOR 2	LAP TIME	MPH	DIFF	TIME OF DAY	
1 -		27.872	1:53.318	62.87	33.235	16:30:38.531	
2 -	52.858	27.540	1:20.398 (3)	88.61	0.315	16:31:58.929	
3 -	53.388	27.841	1:21.229	87.71	1.146	16:33:20.158	
4 -	52.224	27.859	1:20.083 (1)	88.96		16:34:40.241	
5 -	52.533	27.768	1:20.301 (2)	88.72	0.218	16:36:00.542	
6 -	53.006	28.355	1:21.361	87.56	1.278	16:37:21.903	
7 -	53.997	27.997	1:21.994	86.89	1.911	16:38:43.897	

P27		155 600		Eliot SMITH		Honda CBR600RR - Pro-Moto Europe Ltd	
IDEAL LAP TIME : 1:22.283		BEST LAP TIME : 1:22.513		DIFFERENCE : 0.230			
LAP	SECTOR 1	SECTOR 2	LAP TIME	MPH	DIFF	TIME OF DAY	
1 -		28.965	1:58.598	60.07	36.085	16:30:43.811	
2 -	54.051	28.579	1:22.630 (2)	86.22	0.117	16:32:06.441	
3 -	54.281	28.232	1:22.513 (1)	86.34		16:33:28.954	
4 -	54.318	28.738	1:23.056 (3)	85.78	0.543	16:34:52.010	
5 -	55.301	28.919	1:24.220	84.59	1.707	16:36:16.230	
6 -	54.998	28.355	1:23.353	85.47	0.840	16:37:39.583	

P28		122 600		James EGGINGTON		Kawasaki ZX6R -	
IDEAL LAP TIME : 1:22.229		BEST LAP TIME : 1:22.259		DIFFERENCE : 0.030			
LAP	SECTOR 1	SECTOR 2	LAP TIME	MPH	DIFF	TIME OF DAY	
1 -		29.170	2:00.172	59.28	37.913	16:30:45.385	
2 -	56.764	28.940	1:25.704	83.13	3.445	16:32:11.089	
3 -	55.964	29.301	1:25.265	83.55	3.006	16:33:36.354	
4 -	54.973	28.615	1:23.588 (2)	85.23	1.329	16:34:59.942	
5 -	55.587	28.497	1:24.084 (3)	84.73	1.825	16:36:24.026	
6 -	53.732	28.527	1:22.259 (1)	86.61		16:37:46.285	

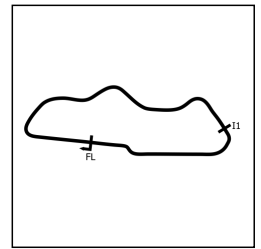
P29		7 600		Darren TAYLOR		Kawasaki ZX6R -	
IDEAL LAP TIME : 1:23.204		BEST LAP TIME : 1:23.204		DIFFERENCE : 0.000			
LAP	SECTOR 1	SECTOR 2	LAP TIME	MPH	DIFF	TIME OF DAY	
1 -		29.408	1:58.643	60.05	35.439	16:30:43.856	
2 -	54.596	28.608	1:23.204 (1)	85.62		16:32:07.060	
3 -	56.261	29.162	1:25.423	83.40	2.219	16:33:32.483	
4 -	55.384	28.948	1:24.332 (2)	84.48	1.128	16:34:56.815	
5 -	56.463	29.373	1:25.836	83.00	2.632	16:36:22.651	
6 -	55.500	29.001	1:24.501 (3)	84.31	1.297	16:37:47.152	

P30		52 600		Spencer CARRINGTON		Yamaha R6 - Seton Tuning	
IDEAL LAP TIME : 1:24.386		BEST LAP TIME : 1:24.397		DIFFERENCE : 0.011			
LAP	SECTOR 1	SECTOR 2	LAP TIME	MPH	DIFF	TIME OF DAY	
1 -		29.409	2:00.736	59.00	36.339	16:30:45.949	
2 -	56.852	29.341	1:26.193	82.65	1.796	16:32:12.142	
3 -	55.990	29.457	1:25.447 (2)	83.38	1.050	16:33:37.589	
4 -	55.113	29.284	1:24.397 (1)	84.41		16:35:01.986	
5 -	56.427	29.273	1:25.700 (3)	83.13	1.303	16:36:27.686	
6 -	56.246	29.696	1:25.942	82.90	1.545	16:37:53.628	

BMCRC - MRO Championships 2023 - Rnd 4 @ Donington Park

L&W Contractors BMCRC Rookie 600 & Rookie 1000

RACE 16 - SECTOR ANALYSIS



SECTOR 1 = FL to I1, SECTOR 2 = I1 to FL, DIFF = Difference To Personal Best Lap, P = Crossed Finish Line in Pit Lane, D = Time Disallowed

P31 65 600 Frank MONTINI		Triumph 675R - Sara Johnson				
IDEAL LAP TIME : 1:24.855		BEST LAP TIME : 1:24.858		DIFFERENCE : 0.003		
LAP	SECTOR 1	SECTOR 2	LAP TIME	MPH	DIFF	TIME OF DAY
1 -		29.228	1:59.991	59.37	35.133	16:30:45.204
2 -	57.371	29.395	1:26.766	82.11	1.908	16:32:11.970
3 -	55.938	28.920	1:24.858 (1)	83.95		16:33:36.828
4 -	55.949	29.544	1:25.493 (2)	83.33	0.635	16:35:02.321
5 -	56.850	28.917	1:25.767 (3)	83.06	0.909	16:36:28.088
6 -	56.730	29.728	1:26.458	82.40	1.600	16:37:54.546

P32 916 600 Adam FREWIN		Yamaha R6 - Dickens Cider				
IDEAL LAP TIME : 1:26.444		BEST LAP TIME : 1:27.141		DIFFERENCE : 0.697		
LAP	SECTOR 1	SECTOR 2	LAP TIME	MPH	DIFF	TIME OF DAY
1 -		29.637	2:02.351	58.23	35.210	16:30:47.564
2 -	56.807	30.445	1:27.252 (2)	81.65	0.111	16:32:14.816
3 -	57.152	29.989	1:27.141 (1)	81.75		16:33:41.957
4 -	58.450	30.492	1:28.942 (3)	80.10	1.801	16:35:10.899
5 -	58.871	31.081	1:29.952	79.20	2.811	16:36:40.851
6 -	58.040	31.598	1:29.638	79.48	2.497	16:38:10.489

P33 395 600 William NICHOLLS		Yamaha R6 - Will Nicholls Farriery				
IDEAL LAP TIME : 1:27.705		BEST LAP TIME : 1:27.705		DIFFERENCE : 0.000		
LAP	SECTOR 1	SECTOR 2	LAP TIME	MPH	DIFF	TIME OF DAY
1 -		29.862	2:04.233	57.34	36.528	16:30:49.446
2 -	58.522	29.763	1:28.285 (2)	80.70	0.580	16:32:17.731
3 -	58.695	29.915	1:28.610 (3)	80.40	0.905	16:33:46.341
4 -	58.381	29.324	1:27.705 (1)	81.23		16:35:14.046
5 -	59.608	30.419	1:30.027	79.13	2.322	16:36:44.073
6 -	59.046	30.372	1:29.418	79.67	1.713	16:38:13.491

P34 606 600 Jake ANDERTON		Honda CBR600RR - CurrentElec Racing				
IDEAL LAP TIME :		BEST LAP TIME : 1:21.072		DIFFERENCE :		
LAP	SECTOR 1	SECTOR 2	LAP TIME	MPH	DIFF	TIME OF DAY
1 -			1:57.172	60.80	36.100	16:30:42.385
2 -			1:22.337	86.53	1.265	16:32:04.722
3 -			1:21.951	86.93	0.879	16:33:26.673
4 -			1:21.438 (3)	87.48	0.366	16:34:48.111
5 -			1:21.423 (2)	87.50	0.351	16:36:09.534
6 -			1:21.072 (1)	87.88		16:37:30.606

P35 125 1000 Matthew CHAM		-				
IDEAL LAP TIME : 1:16.934		BEST LAP TIME : 1:16.999		DIFFERENCE : 0.065		
LAP	SECTOR 1	SECTOR 2	LAP TIME	MPH	DIFF	TIME OF DAY
1 -		27.259	1:24.107	84.70	7.108	16:30:09.320
2 -	51.557	26.253	1:17.810 (2)	91.56	0.811	16:31:27.130
3 -	50.681	26.318	1:16.999 (1)	92.52		16:32:44.129
4 -	51.100	IN PIT	6:18.644 P	18.81	5:01.645	16:39:02.773

P36 44 600 Sheridan GOATCHER		Yamaha R6 -				
IDEAL LAP TIME : 1:26.225		BEST LAP TIME : 1:26.225		DIFFERENCE : 0.000		
LAP	SECTOR 1	SECTOR 2	LAP TIME	MPH	DIFF	TIME OF DAY
1 -		30.338	2:03.461	57.70	37.236	16:30:48.674
2 -	56.646	29.579	1:26.225 (1)	82.62		16:32:14.899
3 -	57.932	30.038	1:27.970 (2)	80.98	1.745	16:33:42.869

BMCRC - MRO Championships 2023 - Rnd 4 @ Donington Park

L&W Contractors BMCRC Rookie 600 & Rookie 1000

RACE 16 - BEST SECTORS

SECTOR 1				SECTOR 2				IDEAL / BEST COMPARISON				
POS	NO	NAME	TIME	NO	NAME	TIME	POS	NO	NAME	IDEAL	BEST	DIFF
									PERFECT LAP	1:12.580		
1	17	LAYTON	47.575	17	LAYTON	25.005	1	17	LAYTON	1:12.580	1:12.580	0.000
2	12	BEDWELL	47.937	12	BEDWELL	25.116	2	12	BEDWELL	1:13.053	1:13.274	0.221
3	56	HARRIS	48.031	100	CRANSTONE	25.162	3	100	CRANSTONE	1:13.359	1:13.510	0.151
4	100	CRANSTONE	48.197	56	HARRIS	25.505	4	56	HARRIS	1:13.536	1:13.760	0.224
5	187	DERMOTT	48.892	187	DERMOTT	25.589	5	187	DERMOTT	1:14.481	1:14.481	0.000
6	61	GAMBLE	48.986	61	GAMBLE	25.796	6	61	GAMBLE	1:14.782	1:15.267	0.485
7	21	FINNIS	49.053	801	MARSHALL	25.842	7	21	FINNIS	1:15.011	1:15.400	0.389
8	149	WILKINS	49.182	21	FINNIS	25.958	8	149	WILKINS	1:15.180	1:15.180	0.000
9	24	MANLEY	49.436	24	MANLEY	25.969	9	24	MANLEY	1:15.405	1:15.616	0.211
10	801	MARSHALL	49.886	149	WILKINS	25.998	10	801	MARSHALL	1:15.728	1:15.982	0.254
11	115	MAHER	50.185	125	CHAM	26.253	11	123	VINCER	1:16.458	1:16.458	0.000
12	123	VINCER	50.190	123	VINCER	26.268	12	115	MAHER	1:16.596	1:16.647	0.051
13	191	DAVEY	50.412	4	BEDWELL	26.391	13	125	CHAM	1:16.934	1:16.999	0.065
14	125	CHAM	50.681	36	MORGAN	26.401	14	191	DAVEY	1:17.190	1:17.300	0.110
15	23	PAES	50.765	115	MAHER	26.411	15	36	MORGAN	1:17.240	1:17.662	0.422
16	175	PESTANA	50.803	23	PAES	26.746	16	23	PAES	1:17.511	1:17.857	0.346
17	36	MORGAN	50.839	191	DAVEY	26.778	17	175	PESTANA	1:17.651	1:17.657	0.006
18	231	COLLINS	50.862	81	HARTLE	26.798	18	81	HARTLE	1:17.688	1:17.688	0.000
19	81	HARTLE	50.890	175	PESTANA	26.848	19	231	COLLINS	1:17.790	1:17.897	0.107
20	43	NIELD	51.559	231	COLLINS	26.928	20	4	BEDWELL	1:18.134	1:18.144	0.010
21	4	BEDWELL	51.743	43	NIELD	27.101	21	43	NIELD	1:18.660	1:19.052	0.392
22	911	BRASSTOCK	52.002	413	CONSTANTINE	27.161	22	911	BRASSTOCK	1:19.429	1:19.529	0.100
23	89	STRILLOZZI	52.224	243	LE GALLEZ	27.241	23	413	CONSTANTINE	1:19.714	1:19.822	0.108
24	413	CONSTANTINE	52.553	911	BRASSTOCK	27.427	24	89	STRILLOZZI	1:19.764	1:20.083	0.319
25	45	SMITH	53.214	89	STRILLOZZI	27.540	25	243	LE GALLEZ	1:20.743	1:20.743	0.000
26	243	LE GALLEZ	53.502	45	SMITH	27.891	26	45	SMITH	1:21.105	1:21.303	0.198
27	122	EGGINGTON	53.732	14	YIANNI	28.104	27	122	EGGINGTON	1:22.229	1:22.259	0.030
28	155	SMITH	54.051	155	SMITH	28.232	28	155	SMITH	1:22.283	1:22.513	0.230
29	14	YIANNI	54.242	122	EGGINGTON	28.497	29	14	YIANNI	1:22.346	1:23.054	0.708
30	7	TAYLOR	54.596	7	TAYLOR	28.608	30	7	TAYLOR	1:23.204	1:23.204	0.000
31	52	CARRINGTON	55.113	65	MONTINI	28.917	31	52	CARRINGTON	1:24.386	1:24.397	0.011
32	65	MONTINI	55.938	52	CARRINGTON	29.273	32	65	MONTINI	1:24.855	1:24.858	0.003
33	44	GOATCHER	56.646	395	NICHOLLS	29.324	33	44	GOATCHER	1:26.225	1:26.225	0.000
34	916	FREWIN	56.807	44	GOATCHER	29.579	34	916	FREWIN	1:26.444	1:27.141	0.697
35	395	NICHOLLS	58.381	916	FREWIN	29.637	35	395	NICHOLLS	1:27.705	1:27.705	0.000
36							36	606	ANDERTON		1:21.072	

BMCRC - MRO Championships 2023 - Rnd 4 @ Donington Park

L&W Contractors BMCRC Rookie 600 & Rookie 1000

RACE 16 - STATISTICS

Competitors Started 36
Planned Start 2023-06-03 @ 16:00:00.000
Actual Start 2023-06-03 @ 16:28:45.212
Finish Time 2023-06-03 @ 16:37:32.062
Track Length 1.9790mi.
Total Laps 237
Total Distance Covered 469.0389mi.

Session Fastest Lap History

NO	CL	NAME	LAP TIME	TIME OF DAY	LAP	VEHICLE
12	1000	Duncan BEDWELL	1:13.933	16:31:17.282	2	Kawasaki ZX10R
12	1000	Duncan BEDWELL	1:13.274	16:32:30.555	3	Kawasaki ZX10R
17	1000	James LAYTON	1:12.580	16:32:31.819	3	Honda CBR1000RR-R

Session Leader History

NO	CL	NAME	FROM LAP	LAPS LED	DISTANCE	VEHICLE
12	1000	Duncan BEDWELL	1	4	7.87 miles	Kawasaki ZX10R
17	1000	James LAYTON	5	2	3.95 miles	Honda CBR1000RR-R
12	1000	Duncan BEDWELL	7	1	1.97 miles	Kawasaki ZX10R

Flag History

TYPE	TIME OF DAY
GREEN	16:28:45.212
FINISH	16:37:32.062

Flag Statistics

TYPE	COUNT	TOTAL LAPS	TOTAL TIME
Green	1	7	10:38.076
Red	0	0	0.000
Safety Car	0	0	0.000
FCY	0	0	0.000

BMCRC - MRO Championships 2023 - Rnd 4 @ Donington Park

L&W Contractors BMCRC Rookie 600 & Rookie 1000

RACE 16 - STATISTICS

CLASS : 1000

17 Starters

Fastest Lap History

NO	NAME	LAP TIME	TIME OF DAY	LAP	VEHICLE
12	Duncan BEDWELL	1:13.933	16:31:17.282	2	Kawasaki ZX10R
12	Duncan BEDWELL	1:13.274	16:32:30.555	3	Kawasaki ZX10R
17	James LAYTON	1:12.580	16:32:31.819	3	Honda CBR1000RR-R

Leader History

NO	NAME	FROM LAP	LAPS LED	DISTANCE	VEHICLE
12	Duncan BEDWELL	1	4	7.87 miles	Kawasaki ZX10R
17	James LAYTON	5	2	3.95 miles	Honda CBR1000RR-R
12	Duncan BEDWELL	7	1	1.97 miles	Kawasaki ZX10R

BMCRC - MRO Championships 2023 - Rnd 4 @ Donington Park

L&W Contractors BMCRC Rookie 600 & Rookie 1000

RACE 16 - STATISTICS

CLASS : 600

19 Starters

Fastest Lap History

NO	NAME	LAP TIME	TIME OF DAY	LAP	VEHICLE
24	Callum MANLEY	1:16.701	16:31:49.750	2	Honda CBR600RR
61	Jason GAMBLE	1:15.337	16:31:50.097	2	Kawasaki ZX6R
61	Jason GAMBLE	1:15.267	16:36:53.881	6	Kawasaki ZX6R

Leader History

NO	NAME	FROM LAP	LAPS LED	DISTANCE	VEHICLE
24	Callum MANLEY	1	6	11.83 miles	Honda CBR600RR
61	Jason GAMBLE	7	1	1.97 miles	Kawasaki ZX6R

BMCRC - MRO Championships 2023 - Rnd 4 @ Donington Park

L&W Contractors BMCRC Rookie 600 & Rookie 1000

RACE 6 - GRID (10 Laps)



CONTRACTORS LTD

ROW 15			43	395	1:27.705 William NICHOLLS						
ROW 14	42	916	1:27.141 Adam FREWIN	41	44	1:26.225 Sheridan GOATCHER	40	65	1:24.858 Frank MONTINI		
ROW 13			39	52	1:24.397 Spencer CARRINGTON	38	7	1:23.204 Darren TAYLOR	37	155	1:22.513 Eliot SMITH
ROW 12	36	122	1:22.259 James EGGINGTON	35	606	1:21.072 Jake ANDERTON	34	89	1:20.083 Marco STRILLOZZI		
ROW 11			33	413	1:19.822 Paul CONSTANTINE	32	911	1:19.529 Tom BRASTOCK	31	43	1:19.052 Paul NIELD
ROW 10	30	4	1:18.144 Kallum BEDWELL	29	231	1:17.897 James COLLINS	28	115	1:16.647 Brian MAHER		
ROW 9			27	24	1:15.616 Callum MANLEY	26	21	1:15.400 Toby FINNIS	25	61	1:15.267 Jason GAMBLE
ROW 8											
ROW 7			21	50	Stuart MELHUIH	20	163	Riccardo BIGUZZI	19	33	Luke BLACKFORD
ROW 6	18	87	Karl THOMPSON	17	14	1:23.054 Alex YIANNI	16	45	1:21.303 Glenn SMITH		
ROW 5			15	243	1:20.743 Tony LE GALLEZ	14	23	1:17.857 Jason PAES	13	81	1:17.688 Dan HARTLE
ROW 4	12	36	1:17.662 Alan MORGAN	11	175	1:17.657 Arlindo PESTANA	10	191	1:17.300 Maurice DAVEY		
ROW 3			9	125	1:16.999 Matthew CHAM	8	123	1:16.458 James VINCER	7	801	1:15.982 Stefan MARSHALL
ROW 2	6	149	1:15.180 David WILKINS	5	187	1:14.481 Scott DERMOTT	4	56	1:13.760 Paul HARRIS		
ROW 1			3	100	1:13.510 Sam CRANSTONE	2	12	1:13.274 Duncan BEDWELL	1	17	1:12.580 James LAYTON
Pole											

Donington Park National: 1.9790 miles

These results are provisional until the conclusion of any judicial and technical matters.

Clerk Of Course :	Stewards :	Timekeeper : Richard Evans
-------------------	------------	----------------------------

Results can be found at www.tsl-timing.com

Printed - 16:45 Saturday, 03 June 2023



BMCRC - MRO Championships 2023 - Rnd 4 @ Donington Park

L&W Contractors BMCRC Rookie 600 & Rookie 1000

RACE 6 - CLASSIFICATION



CONTRACTORS LTD

POS	NO	CL	PIC NAME	ENTRY	LAPS	TIME	GAP	DIFF	MPH	BEST	ON
1	12	1000	1 Duncan BEDWELL	Kawasaki ZX10R - Connected to homes LTD	10	12:17.353			96.43	1:12.113	8
2	100	1000	2 Sam CRANSTONE	BMW S1000RR - Fortis racing	10	12:23.796	6.443	6.443	95.60	1:12.618	2
3	17	1000	3 James LAYTON	Honda CBR1000RR-R -	10	12:26.365	9.012	2.569	95.27	1:12.674	2
4	56	1000	4 Paul HARRIS	Kawasaki ZX10R - Nhr Neil Harris Racing	10	12:29.820	12.467	3.455	94.83	1:13.387	9
5	87	1000	5 Karl THOMPSON	Yamaha R1 - #Teamrace	10	12:42.786	25.433	12.966	93.22	1:14.475	9
6	149	1000	6 David WILKINS	Yamaha R1 - TwoClicksOut Racing	10	12:44.242	26.889	1.456	93.04	1:15.095	4
7	187	1000	7 Scott DERMOTT	Yamaha R1 - TwoClicksOut Racing	10	12:45.092	27.739	0.850	92.94	1:13.966	9
8	801	1000	8 Stefan MARSHALL	Aprilia RSV4 - Marshall builders	10	12:55.434	38.081	10.342	91.70	1:14.934	4
9	123	1000	9 James VINCER	Kawasaki ZX 10 - A W RACING LTD	10	13:00.871	43.518	5.437	91.06	1:16.614	9
10	81	1000	10 Dan HARTLE	Yamaha R1 2CR - #Teamrace	10	13:02.705	45.352	1.834	90.85	1:16.700	10
11	125	1000	11 Matthew CHAM	-	10	13:07.541	50.188	4.836	90.29	1:16.493	2
12	191	1000	12 Maurice DAVEY	Suzuki GSXR 1000 - M D racing	10	13:09.845	52.492	2.304	90.03	1:17.577	4
13	175	1000	13 Arlindo PESTANA	BMW S1000RR - Pep's racing	10	13:12.480	55.127	2.635	89.73	1:16.703	2
14	23	1000	14 Jason PAES	Aprilia RSV4 - J&R Electrical Ltd	10	13:13.470	56.117	0.990	89.61	1:17.401	2
15	61	600	1 Jason GAMBLE	Kawasaki ZX6R - #TeamRace	10	13:14.424	57.071	0.954	89.51	1:14.236	3
16	115	600	2 Brian MAHER	Yamaha R6 -	10	13:23.271	1:05.918	8.847	88.52	1:16.508	8
17	243	1000	15 Tony LE GALLEZ	Kawasaki ZX10R - Guttersnipe	10	13:28.436	1:11.083	5.165	87.95	1:19.075	10
18	231	600	3 James COLLINS	Triumph 675 Daytona - JC Racing	10	13:28.585	1:11.232	0.149	87.94	1:16.756	2
19	4	600	4 Kallum BEDWELL	Yamaha R6 - CTHL-Connected to homes ltd	10	13:28.730	1:11.377	0.145	87.92	1:17.072	3
20	14	1000	16 Alex YIANNI	BMW S1000 RR -	10	13:31.645	1:14.292	2.915	87.61	1:19.552	6
21	21	600	5 Toby FINNIS	Kawasaki ZX6R - NOKA RACING - PRIME/TWT	9	12:23.514	1 Lap	1 Lap	86.05	1:18.306	6
22	606*	600	6 Jake ANDERTON	Honda CBR600RR - CurrentElec Racing	9	12:24.379	1 Lap	0.865	85.95	1:18.359	9
23	43	600	7 Paul NIELD	Honda CBR600RR -	9	12:24.762	1 Lap	0.383	85.91	1:18.238	7
24	413	600	8 Paul CONSTANTINE	Kawasaki ZX6R -	9	12:46.931	1 Lap	22.169	83.43	1:19.537	8
25	7	600	9 Darren TAYLOR	Kawasaki ZX6R -	9	13:09.987	1 Lap	23.056	80.99	1:23.177	7
26	65	600	10 Frank MONTINI	Triumph 675R - Sara Johnson	9	13:14.330	1 Lap	4.343	80.55	1:22.470	9
27	52	600	11 Spencer CARRINGTON	Yamaha R6 - Seton Tuning	9	13:16.180	1 Lap	1.850	80.36	1:23.464	2
28	916	600	12 Adam FREWIN	Yamaha R6 - Dickens Cider	9	13:27.201	1 Lap	11.021	79.26	1:24.299	9
29	395	600	13 William NICHOLLS	Yamaha R6 - Will Nicholls Farriery	9	13:27.483	1 Lap	0.282	79.24	1:24.164	8
30	44	600	14 Sheridan GOATCHER	Yamaha R6 -	8	12:44.891	2 Laps	1 Lap	74.33	1:30.220	5

NOT CLASSIFIED

DNF	36	1000	Alan MORGAN	Suzuki GSXR 1000 - Little Duck Racing	9	12:08.720	1 Lap	0.000	87.80	1:17.151	6
DNF	24	600	Callum MANLEY	Honda CBR600RR - Becs sweets	3	4:15.886	7 Laps	6 Laps	82.99	1:14.415	2
DNF	45	1000	Glenn SMITH	Kawasaki ZX10R - Team Blumpkin Racing	2	2:48.884	8 Laps	1 Lap	83.56	1:20.394	2

FASTEST LAP

12	1000	Duncan BEDWELL	Kawasaki ZX10R - Connected to homes LTD	8	1:12.113	98.79 mph	159.00 kph
61	600	Jason GAMBLE	Kawasaki ZX6R - #TeamRace	3	1:14.236	95.97 mph	154.45 kph

#606 - Still no working transponder, you must fix for your next race to be timed please.

Class 1000 - 92.5% of Race Speed = 89.19 mph

Class 600 - 92.5% of Race Speed = 82.79 mph

Weather / Track : Bright / Dry

These results are provisional until the conclusion of any judicial and technical matters.

Race Distance: 10 Laps / 19.79 miles

Donington Park National: 1.9790 miles

Date: 04/06/2023 Start: 11:04 Finish: 11:17

Clerk Of Course :	Stewards :	Timekeeper : Richard Evans
-------------------	------------	----------------------------

Results can be found at www.tsl-timing.com

Printed - 11:18 Sunday, 04 June 2023



BMCR - MRO Championships 2023 - Rnd 4 @ Donington Park

L&W Contractors BMCR Rookie 600 & Rookie 1000

RACE 6 - LAP CHART

LAP 1 @ 11:06:14.826		
NO	BEHIND	LAP TIME

100		1:17.823
12	0.420	1:18.243
17	0.458	1:18.281
149	2.230	1:20.053
187	2.677	1:20.500
56	3.341	1:21.164
125	4.005	1:21.828
801	4.459	1:22.282
36	5.720	1:23.543
123	5.911	1:23.734
81	5.931	1:23.754
87	6.097	1:23.920
175	7.139	1:24.962
191	7.838	1:25.661
23	7.891	1:25.714
14	9.284	1:27.107
45	10.667	1:28.490
243	10.913	1:28.736
61	28.398	1:46.221
24	28.906	1:46.729
115	31.685	1:49.508
231	32.342	1:50.165
4	32.679	1:50.502
21	32.991	1:50.814
43	33.525	1:51.348
606	34.234	1:52.057
413	36.806	1:54.629
65	38.358	1:56.181
7	40.166	1:57.989
52	40.487	1:58.310
916	42.267	2:00.090
44	43.506	2:01.329
395	44.031	2:01.854

LAP 2 @ 11:07:27.444		
NO	BEHIND	LAP TIME

100		1:12.618
17	0.514	1:12.674
12	0.679	1:12.877
149	5.077	1:15.465
56	5.602	1:14.879
187	5.837	1:15.778
801	7.216	1:15.375
125	7.880	1:16.493
87	9.537	1:16.058
36	10.285	1:17.183
123	10.571	1:17.278
81	10.840	1:17.527
175	11.224	1:16.703
23	12.674	1:17.401
191	13.483	1:18.263
14	16.501	1:19.835
45	18.443	1:20.394
243	19.149	1:20.854
24	30.703	1:14.415
61	31.738	1:15.958
115	36.000	1:16.933
231	36.480	1:16.756
4	37.425	1:17.364
21	38.920	1:18.547
43	39.791	1:18.884
606	40.824	1:19.208
413	46.266	1:22.078

Weather / Track : Bright / Dry

65	51.038	1:25.298
52	51.333	1:23.464
7	51.977	1:24.429
916	55.954	1:26.305
395	58.519	1:27.106
44	1:01.964	1:31.076

LAP 3 @ 11:08:40.321		
NO	BEHIND	LAP TIME

12		1:12.198
17	0.664	1:13.027
100	0.720	1:13.597
56	7.708	1:14.983
149	7.806	1:15.606
187	8.369	1:15.409
801	9.440	1:15.101
87	11.276	1:14.616
125	12.620	1:17.617
36	14.677	1:17.269
123	15.151	1:17.457
81	15.630	1:17.667
175	15.817	1:17.470
23	17.377	1:17.580
191	18.457	1:17.851
14	23.899	1:20.275
243	26.574	1:20.302
24	32.568	1:14.742
61	33.097	1:14.236
115	39.666	1:16.543
231	40.880	1:17.277
4	41.620	1:17.072
43	46.729	1:19.815
21	47.140	1:21.097
606	47.434	1:19.487
413	56.120	1:22.731
7	1:03.235	1:24.135
65	1:03.727	1:25.566
52	1:04.110	1:25.654
916	1:10.210	1:27.133
395	1:10.621	1:24.979

LAP 4 @ 11:09:54.182		
NO	BEHIND	LAP TIME

17		1:13.197
100	0.338	1:13.479
12	1.570	1:15.431
44	1 Lap	1:31.880
56	8.038	1:14.191
149	9.040	1:15.095
187	9.635	1:15.127
801	10.513	1:14.934
87	12.116	1:14.701
125	15.961	1:17.202
36	19.055	1:18.239
123	19.219	1:17.929
81	21.866	1:20.097
191	22.173	1:17.577
23	22.431	1:18.915
175	26.041	1:24.085
14	30.389	1:20.351
243	32.950	1:20.237
61	35.192	1:15.956
115	44.682	1:18.877
231	45.119	1:18.100
4	45.443	1:17.684

21	52.673	1:19.394
606	53.438	1:19.865
43	53.521	1:20.653
413	1:05.883	1:23.624
7	1:14.743	1:25.369
52	1:15.283	1:25.034
65	1:15.609	1:25.743

LAP 5 @ 11:11:10.821		
NO	BEHIND	LAP TIME

17		1:16.639
100	0.353	1:16.654
12	0.629	1:15.698
56	5.984	1:14.585
395	1 Lap	1:27.589
916	1 Lap	1:28.753
149	8.608	1:16.207
187	12.349	1:19.353
87	12.674	1:17.197
801	13.352	1:19.478
125	18.417	1:19.095
36	20.804	1:18.388
123	21.238	1:18.658
44	1 Lap	1:32.482
81	23.600	1:18.373
191	24.323	1:18.789
23	24.925	1:19.133
175	28.054	1:18.652
14	34.884	1:21.134
61	35.101	1:16.548
243	36.420	1:20.109
115	44.795	1:16.752
231	45.841	1:17.361
4	47.018	1:18.214
21	54.682	1:18.648
606	55.794	1:18.995
43	56.344	1:19.462
413	1:10.655	1:21.411

LAP 6 @ 11:12:25.070		
NO	BEHIND	LAP TIME

12		1:13.620
17	0.126	1:14.375
100	1.008	1:14.904
56	6.402	1:14.667
7	1 Lap	1:23.884
65	1 Lap	1:24.956
149	10.177	1:15.818
52	1 Lap	1:26.153
87	15.384	1:16.959
187	16.269	1:18.169
801	18.274	1:19.171
395	1 Lap	1:25.208
916	1 Lap	1:24.764
125	22.122	1:17.954
36	23.706	1:17.151
123	24.431	1:17.442
81	26.078	1:16.727
191	28.224	1:18.150
23	29.968	1:19.292
175	31.979	1:18.174
61	38.666	1:17.814
44	1 Lap	1:30.220
14	40.187	1:19.552
243	41.889	1:19.718

115	47.178	1:16.632
231	48.757	1:17.165
4	50.165	1:17.396
21	58.739	1:18.306
606	1:00.287	1:18.742
43	1:00.709	1:18.614

LAP 7 @ 11:13:37.388		
NO	BEHIND	LAP TIME

12		1:12.318
17	1.785	1:13.977
100	1.980	1:13.290
413	1 Lap	1:21.527
56	8.341	1:14.257
149	14.215	1:16.356
7	1 Lap	1:23.198
87	18.970	1:15.904
187	20.335	1:16.384
65	1 Lap	1:24.939
801	22.948	1:16.992
52	1 Lap	1:24.879
123	29.590	1:17.477
36	29.872	1:18.484
916	1 Lap	1:24.780
81	31.631	1:17.871
395	1 Lap	1:25.400
125	32.149	1:22.345
191	34.332	1:18.426
23	35.189	1:17.539
175	36.849	1:17.188
61	43.375	1:17.027
14	48.561	1:20.692
243	49.887	1:20.316
115	51.752	1:16.892
231	54.684	1:18.245
4	55.873	1:18.026
44	1 Lap	1:31.137
21	1:04.916	1:18.495
606	1:06.406	1:18.437
43	1:06.629	1:18.238

LAP 8 @ 11:14:49.501		
NO	BEHIND	LAP TIME

12		1:12.113
17	2.495	1:12.823
100	3.082	1:13.215
56	9.706	1:13.478
413	1 Lap	1:20.670
149	18.456	1:16.354
87	21.337	1:14.480
187	22.819	1:14.597
801	28.903	1:18.068
7	1 Lap	1:23.177
123	34.733	1:17.256
52	1 Lap	1:23.782
65	1 Lap	1:25.973
81	36.241	1:16.723
36	38.375	1:20.616
125	39.926	1:19.890
191	41.355	1:19.136
175	43.485	1:18.749
916	1 Lap	1:25.199
23	44.565	1:21.489
395	1 Lap	1:26.023
61	47.592	1:16.330

115	56.147	1:16.508
14	57.050	1:20.602
243	57.319	1:19.545
231	59.850	1:17.279
4	1:00.968	1:17.208
21	1:11.775	1:18.972

LAP 9 @ 11:16:01.697		
NO	BEHIND	LAP TIME

12		1:12.196
606	1 Lap	1:19.229
43	1 Lap	1:19.276
17	3.910	1:13.611
100	5.259	1:14.373
44	2 Laps	1:33.175
56	10.897	1:13.387
413	1 Lap	1:19.537
149	22.709	1:16.449
87	23.616	1:14.475
187	24.589	1:13.966
801	33.676	1:16.969
123	39.151	1:16.614
7	1 Lap	1:23.311
81	41.311	1:17.266
125	45.696	1:17.966
52	1 Lap	1:24.539
65	1 Lap	1:23.204
191	47.413	1:18.254
175	48.670	1:17.381
23	49.844	1:17.475
61	52.684	1:17.288
395	1 Lap	1:24.164
916	1 Lap	1:25.878
115	1:00.836	1:16.885
36	1:04.026	1:37.847 P
243	1:04.667	1:19.544
231	1:05.913	1:18.259
14	1:06.463	1:21.609
4	1:06.545	1:17.773

LAP 10 @ 11:17:14.356		
NO	BEHIND	LAP TIME

12		1:12.659
21	1 Lap	1:19.241
100	6.443	1:13.843
606	1 Lap	1:18.359
43	1 Lap	1:18.472
17	9.012	1:17.761
56	12.467	1:14.229
87	25.433	1:14.476
149	26.889	1:16.839
44	2 Laps	1:33.592
187	27.739	1:15.809
413	1 Lap	1:20.724
801	38.081	1:17.064
123	43.518	1:17.026
81	45.352	1:16.700
125	50.188	1:17.151
191	52.492	1:17.738
7	1 Lap	1:24.495
175	55.127	1:19.116
23	56.117	1:18.932
65	1 Lap	1:22.470
61	57.071	1:17.046
52	1 Lap	1:24.365

BMCRC - MRO Championships 2023 - Rnd 4 @ Donington Park

L&W Contractors BMCRC Rookie 600 & Rookie 1000

RACE 6 - LAP CHART

115	1:05.918	1:17.741
916	1 Lap	1:24.299
395	1 Lap	1:25.160
243	1:11.083	1:19.075
231	1:11.232	1:17.978
4	1:11.377	1:17.491
14	1:14.292	1:20.488

BMCRC - MRO Championships 2023 - Rnd 4 @ Donington Park

L&W Contractors BMCRC Rookie 600 & Rookie 1000

RACE 6 - POSITION CHART

No	Name	Lap Pos										
			1	2	3	4	5	6	7	8	9	10
17	LAYTON	1	100	100	12	17	17	12	12	12	12	12
12	BEDWELL	2	12	17	17	100	100	17	17	17	17	100
100	CRANSTONE	3	17	12	100	12	12	100	100	100	100	17
56	HARRIS	4	149	149	56	56	56	56	56	56	56	56
187	DERMOTT	5	187	56	149	149	149	149	149	149	149	87
149	WILKINS	6	56	187	187	187	187	87	87	87	87	149
801	MARSHALL	7	125	801	801	801	87	187	187	187	187	187
123	VINCER	8	801	125	87	87	801	801	801	801	801	801
125	CHAM	9	36	87	125	125	125	125	123	123	123	123
191	DAVEY	10	123	36	36	36	36	36	36	81	81	81
175	PESTANA	11	81	123	123	123	123	123	81	36	125	125
36	MORGAN	12	87	81	81	81	81	81	125	125	191	191
81	HARTLE	13	175	175	175	191	191	191	191	191	175	175
23	PAES	14	191	23	23	23	23	23	23	175	23	23
243	LE GALLEZ	15	23	191	191	175	175	175	175	23	61	61
45	SMITH	16	14	14	14	14	14	14	61	61	61	115
14	YIANNI	17	45	45	243	243	61	14	14	115	36	243
87	THOMPSON	18	243	243	24	61	243	243	243	14	243	231
61	GAMBLE	19	61	24	61	115	115	115	115	243	231	4
21	FINNIS	20	24	61	115	231	231	231	231	231	14	14
24	MANLEY	21	115	115	231	4	4	4	4	4	4	4
115	MAHER	22	231	231	4	21	21	21	21	21	21	21
231	COLLINS	23	4	4	43	606	606	606	606	606	606	606
4	BEDWELL	24	21	21	21	43	43	43	43	43	43	43
43	NIELD	25	43	43	606	413	413	413	413	413	413	413
413	CONSTANTINE	26	606	606	413	7	7	7	7	7	7	7
606	ANDERTON	27	413	413	7	52	65	65	52	52	65	65
7	TAYLOR	28	65	65	65	65	52	52	65	65	52	52
52	CARRINGTON	29	7	52	52	395	395	916	916	395	916	916
65	MONTINI	30	52	7	916	916	916	395	395	916	395	395
44	GOATCHER	31	916	916	395	44	44	44	44	44	44	44
916	FREWIN	32	44	395	44							
395	NICHOLLS	33	395	44								

BMCRC - MRO Championships 2023 - Rnd 4 @ Donington Park

L&W Contractors BMCRC Rookie 600 & Rookie 1000

RACE 6 - SECTOR ANALYSIS



SECTOR 1 = FL to I1, SECTOR 2 = I1 to FL, DIFF = Difference To Personal Best Lap, P = Crossed Finish Line in Pit Lane, D = Time Disallowed

P1		12	1000	Duncan BEDWELL	Kawasaki ZX10R - Connected to homes LTD						
IDEAL LAP TIME :		1:12.077		BEST LAP TIME :		1:12.113		DIFFERENCE :		0.036	
LAP	SECTOR 1	SECTOR 2		LAP TIME	MPH	DIFF	TIME OF DAY				
1 -		25.272		1:18.243	91.05	6.130	11:06:15.246				
2 -	47.849	25.028		1:12.877	97.76	0.764	11:07:28.123				
3 -	47.243	24.955		1:12.198 (3)	98.68	0.085	11:08:40.321				
4 -	47.299	28.132		1:15.431	94.45	3.318	11:09:55.752				
5 -	50.408	25.290		1:15.698	94.11	3.585	11:11:11.450				
6 -	48.477	25.143		1:13.620	96.77	1.507	11:12:25.070				
7 -	47.444	24.874		1:12.318	98.51	0.205	11:13:37.388				
8 -	47.203	24.910		1:12.113 (1)	98.79		11:14:49.501				
9 -	47.216	24.980		1:12.196 (2)	98.68	0.083	11:16:01.697				
10 -	47.717	24.942		1:12.659	98.05	0.546	11:17:14.356				

P2		100	1000	Sam CRANSTONE	BMW S1000RR - Fortis racing						
IDEAL LAP TIME :		1:12.618		BEST LAP TIME :		1:12.618		DIFFERENCE :		0.000	
LAP	SECTOR 1	SECTOR 2		LAP TIME	MPH	DIFF	TIME OF DAY				
1 -		25.243		1:17.823	91.54	5.205	11:06:14.826				
2 -	47.472	25.146		1:12.618 (1)	98.11		11:07:27.444				
3 -	47.768	25.829		1:13.597	96.80	0.979	11:08:41.041				
4 -	48.184	25.295		1:13.479	96.96	0.861	11:09:54.520				
5 -	51.361	25.293		1:16.654	92.94	4.036	11:11:11.174				
6 -	49.612	25.292		1:14.904	95.11	2.286	11:12:26.078				
7 -	48.075	25.215		1:13.290 (3)	97.21	0.672	11:13:39.368				
8 -	47.724	25.491		1:13.215 (2)	97.31	0.597	11:14:52.583				
9 -	48.061	26.312		1:14.373	95.79	1.755	11:16:06.956				
10 -	48.057	25.786		1:13.843	96.48	1.225	11:17:20.799				

P3		17	1000	James LAYTON	Honda CBR1000RR-R -						
IDEAL LAP TIME :		1:12.516		BEST LAP TIME :		1:12.674		DIFFERENCE :		0.158	
LAP	SECTOR 1	SECTOR 2		LAP TIME	MPH	DIFF	TIME OF DAY				
1 -		24.997		1:18.281	91.01	5.607	11:06:15.284				
2 -	47.653	25.021		1:12.674 (1)	98.03		11:07:27.958				
3 -	47.707	25.320		1:13.027 (3)	97.56	0.353	11:08:40.985				
4 -	48.070	25.127		1:13.197	97.33	0.523	11:09:54.182				
5 -	51.382	25.257		1:16.639	92.96	3.965	11:11:10.821				
6 -	48.862	25.513		1:14.375	95.79	1.701	11:12:25.196				
7 -	48.600	25.377		1:13.977	96.30	1.303	11:13:39.173				
8 -	47.729	25.094		1:12.823 (2)	97.83	0.149	11:14:51.996				
9 -	47.519	26.092		1:13.611	96.78	0.937	11:16:05.607				
10 -	48.851	28.910		1:17.761	91.62	5.087	11:17:23.368				

P4		56	1000	Paul HARRIS	Kawasaki ZX10R - Nhr Neil Harris Racing						
IDEAL LAP TIME :		1:13.114		BEST LAP TIME :		1:13.387		DIFFERENCE :		0.273	
LAP	SECTOR 1	SECTOR 2		LAP TIME	MPH	DIFF	TIME OF DAY				
1 -		25.952		1:21.164	87.78	7.777	11:06:18.167				
2 -	48.838	26.041		1:14.879	95.14	1.492	11:07:33.046				
3 -	49.095	25.888		1:14.983	95.01	1.596	11:08:48.029				
4 -	48.973	25.218		1:14.191 (3)	96.03	0.804	11:10:02.220				
5 -	48.918	25.667		1:14.585	95.52	1.198	11:11:16.805				
6 -	48.675	25.992		1:14.667	95.41	1.280	11:12:31.472				
7 -	48.615	25.642		1:14.257	95.94	0.870	11:13:45.729				
8 -	48.108	25.370		1:13.478 (2)	96.96	0.091	11:14:59.207				
9 -	47.896	25.491		1:13.387 (1)	97.08		11:16:12.594				
10 -	48.654	25.575		1:14.229	95.98	0.842	11:17:26.823				

BMCRC - MRO Championships 2023 - Rnd 4 @ Donington Park

L&W Contractors BMCRC Rookie 600 & Rookie 1000

RACE 6 - SECTOR ANALYSIS



SECTOR 1 = FL to I1, SECTOR 2 = I1 to FL, DIFF = Difference To Personal Best Lap, P = Crossed Finish Line in Pit Lane, D = Time Disallowed

P5		87 1000 Karl THOMPSON		Yamaha R1 - #Teamrace		
IDEAL LAP TIME : 1:14.188		BEST LAP TIME : 1:14.475		DIFFERENCE : 0.287		
LAP	SECTOR 1	SECTOR 2	LAP TIME	MPH	DIFF	TIME OF DAY
1 -		26.501	1:23.920	84.89	9.445	11:06:20.923
2 -	50.031	26.027	1:16.058	93.67	1.583	11:07:36.981
3 -	48.769	25.847	1:14.616	95.48	0.141	11:08:51.597
4 -	48.826	25.875	1:14.701	95.37	0.226	11:10:06.298
5 -	50.962	26.235	1:17.197	92.29	2.722	11:11:23.495
6 -	50.893	26.066	1:16.959	92.57	2.484	11:12:40.454
7 -	50.193	25.711	1:15.904	93.86	1.429	11:13:56.358
8 -	48.677	25.803	1:14.480 (3)	95.65	0.005	11:15:10.838
9 -	48.672	25.803	1:14.475 (1)	95.66		11:16:25.313
10 -	48.477	25.999	1:14.476 (2)	95.66	0.001	11:17:39.789

P6		149 1000 David WILKINS		Yamaha R1 - TwoClicksOut Racing		
IDEAL LAP TIME : 1:14.772		BEST LAP TIME : 1:15.095		DIFFERENCE : 0.323		
LAP	SECTOR 1	SECTOR 2	LAP TIME	MPH	DIFF	TIME OF DAY
1 -		26.104	1:20.053	88.99	4.958	11:06:17.056
2 -	49.375	26.090	1:15.465 (2)	94.40	0.370	11:07:32.521
3 -	49.380	26.226	1:15.606 (3)	94.23	0.511	11:08:48.127
4 -	49.256	25.839	1:15.095 (1)	94.87		11:10:03.222
5 -	50.001	26.206	1:16.207	93.49	1.112	11:11:19.429
6 -	48.933	26.885	1:15.818	93.97	0.723	11:12:35.247
7 -	50.030	26.326	1:16.356	93.30	1.261	11:13:51.603
8 -	49.847	26.507	1:16.354	93.31	1.259	11:15:07.957
9 -	50.235	26.214	1:16.449	93.19	1.354	11:16:24.406
10 -	50.289	26.550	1:16.839	92.72	1.744	11:17:41.245

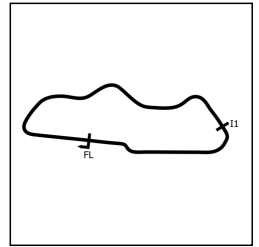
P7		187 1000 Scott DERMOTT		Yamaha R1 - TwoClicksOut Racing		
IDEAL LAP TIME : 1:13.557		BEST LAP TIME : 1:13.966		DIFFERENCE : 0.409		
LAP	SECTOR 1	SECTOR 2	LAP TIME	MPH	DIFF	TIME OF DAY
1 -		26.085	1:20.500	88.50	6.534	11:06:17.503
2 -	49.260	26.518	1:15.778	94.01	1.812	11:07:33.281
3 -	49.350	26.059	1:15.409	94.47	1.443	11:08:48.690
4 -	49.170	25.957	1:15.127 (3)	94.83	1.161	11:10:03.817
5 -	53.225	26.128	1:19.353	89.78	5.387	11:11:23.170
6 -	51.280	26.889	1:18.169	91.14	4.203	11:12:41.339
7 -	49.784	26.600	1:16.384	93.27	2.418	11:13:57.723
8 -	49.006	25.591	1:14.597 (2)	95.50	0.631	11:15:12.320
9 -	47.966	26.000	1:13.966 (1)	96.32		11:16:26.286
10 -	49.473	26.336	1:15.809	93.98	1.843	11:17:42.095

P8		801 1000 Stefan MARSHALL		Aprilia RSV4 - Marshall builders		
IDEAL LAP TIME : 1:14.732		BEST LAP TIME : 1:14.934		DIFFERENCE : 0.202		
LAP	SECTOR 1	SECTOR 2	LAP TIME	MPH	DIFF	TIME OF DAY
1 -		26.416	1:22.282	86.58	7.348	11:06:19.285
2 -	49.616	25.759	1:15.375 (3)	94.52	0.441	11:07:34.660
3 -	49.175	25.926	1:15.101 (2)	94.86	0.167	11:08:49.761
4 -	49.273	25.661	1:14.934 (1)	95.07		11:10:04.695
5 -	53.921	25.557	1:19.478	89.64	4.544	11:11:24.173
6 -	51.952	27.219	1:19.171	89.99	4.237	11:12:43.344
7 -	50.098	26.894	1:16.992	92.53	2.058	11:14:00.336
8 -	51.581	26.487	1:18.068	91.26	3.134	11:15:18.404
9 -	50.449	26.520	1:16.969	92.56	2.035	11:16:35.373
10 -	50.614	26.450	1:17.064	92.45	2.130	11:17:52.437

BMCRC - MRO Championships 2023 - Rnd 4 @ Donington Park

L&W Contractors BMCRC Rookie 600 & Rookie 1000

RACE 6 - SECTOR ANALYSIS



SECTOR 1 = FL to I1, SECTOR 2 = I1 to FL, DIFF = Difference To Personal Best Lap, P = Crossed Finish Line in Pit Lane, D = Time Disallowed

P9		123	1000	James VINCER	Kawasaki ZX 10 - A W RACING LTD				
IDEAL LAP TIME :		1:16.154		BEST LAP TIME :		1:16.614		DIFFERENCE : 0.460	
LAP	SECTOR 1	SECTOR 2		LAP TIME	MPH	DIFF	TIME OF DAY		
1 -		26.743		1:23.734	85.08	7.120	11:06:20.737		
2 -	50.836	26.442		1:17.278	92.19	0.664	11:07:38.015		
3 -	50.963	26.494		1:17.457	91.98	0.843	11:08:55.472		
4 -	50.760	27.169		1:17.929	91.42	1.315	11:10:13.401		
5 -	51.354	27.304		1:18.658	90.57	2.044	11:11:32.059		
6 -	50.798	26.644		1:17.442	91.99	0.828	11:12:49.501		
7 -	50.558	26.919		1:17.477	91.95	0.863	11:14:06.978		
8 -	49.712	27.544		1:17.256 (3)	92.22	0.642	11:15:24.234		
9 -	50.083	26.531		1:16.614 (1)	92.99		11:16:40.848		
10 -	50.402	26.624		1:17.026 (2)	92.49	0.412	11:17:57.874		

P10		81	1000	Dan HARTLE	Yamaha R1 2CR - #Teamrace				
IDEAL LAP TIME :		1:16.329		BEST LAP TIME :		1:16.700		DIFFERENCE : 0.371	
LAP	SECTOR 1	SECTOR 2		LAP TIME	MPH	DIFF	TIME OF DAY		
1 -		27.161		1:23.754	85.06	7.054	11:06:20.757		
2 -	50.055	27.472		1:17.527	91.89	0.827	11:07:38.284		
3 -	50.431	27.236		1:17.667	91.73	0.967	11:08:55.951		
4 -	50.986	29.111		1:20.097	88.95	3.397	11:10:16.048		
5 -	51.396	26.977		1:18.373	90.90	1.673	11:11:34.421		
6 -	50.000	26.727		1:16.727 (3)	92.85	0.027	11:12:51.148		
7 -	50.179	27.692		1:17.871	91.49	1.171	11:14:09.019		
8 -	49.748	26.975		1:16.723 (2)	92.86	0.023	11:15:25.742		
9 -	50.179	27.087		1:17.266	92.20	0.566	11:16:43.008		
10 -	50.119	26.581		1:16.700 (1)	92.88		11:17:59.708		

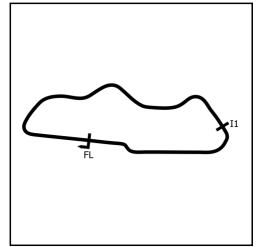
P11		125	1000	Matthew CHAM	-				
IDEAL LAP TIME :		1:16.271		BEST LAP TIME :		1:16.493		DIFFERENCE : 0.222	
LAP	SECTOR 1	SECTOR 2		LAP TIME	MPH	DIFF	TIME OF DAY		
1 -		26.808		1:21.828	87.06	5.335	11:06:18.831		
2 -	49.743	26.750		1:16.493 (1)	93.14		11:07:35.324		
3 -	50.503	27.114		1:17.617	91.79	1.124	11:08:52.941		
4 -	50.280	26.922		1:17.202 (3)	92.28	0.709	11:10:10.143		
5 -	52.208	26.887		1:19.095	90.07	2.602	11:11:29.238		
6 -	50.882	27.072		1:17.954	91.39	1.461	11:12:47.192		
7 -	52.220	30.125		1:22.345	86.52	5.852	11:14:09.537		
8 -	52.992	26.898		1:19.890	89.18	3.397	11:15:29.427		
9 -	50.785	27.181		1:17.966	91.38	1.473	11:16:47.393		
10 -	50.623	26.528		1:17.151 (2)	92.34	0.658	11:18:04.544		

P12		191	1000	Maurice DAVEY	Suzuki GSXR 1000 - M D racing				
IDEAL LAP TIME :		1:17.297		BEST LAP TIME :		1:17.577		DIFFERENCE : 0.280	
LAP	SECTOR 1	SECTOR 2		LAP TIME	MPH	DIFF	TIME OF DAY		
1 -		28.109		1:25.661	83.17	8.084	11:06:22.664		
2 -	51.277	26.986		1:18.263	91.03	0.686	11:07:40.927		
3 -	51.004	26.847		1:17.851 (3)	91.51	0.274	11:08:58.778		
4 -	50.781	26.796		1:17.577 (1)	91.83		11:10:16.355		
5 -	51.620	27.169		1:18.789	90.42	1.212	11:11:35.144		
6 -	51.011	27.139		1:18.150	91.16	0.573	11:12:53.294		
7 -	51.248	27.178		1:18.426	90.84	0.849	11:14:11.720		
8 -	52.179	26.957		1:19.136	90.03	1.559	11:15:30.856		
9 -	50.656	27.598		1:18.254	91.04	0.677	11:16:49.110		
10 -	50.501	27.237		1:17.738 (2)	91.64	0.161	11:18:06.848		

BMCRC - MRO Championships 2023 - Rnd 4 @ Donington Park

L&W Contractors BMCRC Rookie 600 & Rookie 1000

RACE 6 - SECTOR ANALYSIS



SECTOR 1 = FL to I1, SECTOR 2 = I1 to FL, DIFF = Difference To Personal Best Lap, P = Crossed Finish Line in Pit Lane, D = Time Disallowed

P13 175 1000		Arlindo PESTANA		BMW S1000RR - Pep's racing			
IDEAL LAP TIME : 1:16.641		BEST LAP TIME : 1:16.703		DIFFERENCE : 0.062			
LAP	SECTOR 1	SECTOR 2	LAP TIME	MPH	DIFF	TIME OF DAY	
1 -		26.943	1:24.962	83.85	8.259	11:06:21.965	
2 -	49.889	26.814	1:16.703 (1)	92.88		11:07:38.668	
3 -	50.718	26.752	1:17.470	91.96	0.767	11:08:56.138	
4 -	50.428	33.657	1:24.085	84.73	7.382	11:10:20.223	
5 -	51.770	26.882	1:18.652	90.58	1.949	11:11:38.875	
6 -	51.327	26.847	1:18.174	91.13	1.471	11:12:57.049	
7 -	50.417	26.771	1:17.188 (2)	92.30	0.485	11:14:14.237	
8 -	51.068	27.681	1:18.749	90.47	2.046	11:15:32.986	
9 -	50.522	26.859	1:17.381 (3)	92.07	0.678	11:16:50.367	
10 -	51.959	27.157	1:19.116	90.05	2.413	11:18:09.483	

P14 23 1000		Jason PAES		Aprilia RSV4 - J&R Electrical Ltd			
IDEAL LAP TIME : 1:17.084		BEST LAP TIME : 1:17.401		DIFFERENCE : 0.317			
LAP	SECTOR 1	SECTOR 2	LAP TIME	MPH	DIFF	TIME OF DAY	
1 -		27.519	1:25.714	83.12	8.313	11:06:22.717	
2 -	50.667	26.734	1:17.401 (1)	92.04		11:07:40.118	
3 -	50.519	27.061	1:17.580	91.83	0.179	11:08:57.698	
4 -	51.419	27.496	1:18.915	90.28	1.514	11:10:16.613	
5 -	51.992	27.141	1:19.133	90.03	1.732	11:11:35.746	
6 -	52.188	27.104	1:19.292	89.85	1.891	11:12:55.038	
7 -	50.485	27.054	1:17.539 (3)	91.88	0.138	11:14:12.577	
8 -	53.191	28.298	1:21.489	87.43	4.088	11:15:34.066	
9 -	50.350	27.125	1:17.475 (2)	91.96	0.074	11:16:51.541	
10 -	51.734	27.198	1:18.932	90.26	1.531	11:18:10.473	

P15 61 600		Jason GAMBLE		Kawasaki ZX6R - #TeamRace			
IDEAL LAP TIME : 1:14.236		BEST LAP TIME : 1:14.236		DIFFERENCE : 0.000			
LAP	SECTOR 1	SECTOR 2	LAP TIME	MPH	DIFF	TIME OF DAY	
1 -		26.444	1:46.221	67.07	31.985	11:06:43.224	
2 -	49.497	26.461	1:15.958 (3)	93.79	1.722	11:07:59.182	
3 -	48.132	26.104	1:14.236 (1)	95.97		11:09:13.418	
4 -	49.424	26.532	1:15.956 (2)	93.79	1.720	11:10:29.374	
5 -	49.939	26.609	1:16.548	93.07	2.312	11:11:45.922	
6 -	50.555	27.259	1:17.814	91.55	3.578	11:13:03.736	
7 -	49.999	27.028	1:17.027	92.49	2.791	11:14:20.763	
8 -	49.675	26.655	1:16.330	93.33	2.094	11:15:37.093	
9 -	50.621	26.667	1:17.288	92.18	3.052	11:16:54.381	
10 -	50.392	26.654	1:17.046	92.47	2.810	11:18:11.427	

P16 115 600		Brian MAHER		Yamaha R6 -			
IDEAL LAP TIME : 1:16.043		BEST LAP TIME : 1:16.508		DIFFERENCE : 0.465			
LAP	SECTOR 1	SECTOR 2	LAP TIME	MPH	DIFF	TIME OF DAY	
1 -		26.792	1:49.508	65.06	33.000	11:06:46.511	
2 -	50.646	26.287	1:16.933	92.60	0.425	11:08:03.444	
3 -	49.905	26.638	1:16.543 (2)	93.08	0.035	11:09:19.987	
4 -	50.404	28.473	1:18.877	90.32	2.369	11:10:38.864	
5 -	50.261	26.491	1:16.752	92.82	0.244	11:11:55.616	
6 -	49.889	26.743	1:16.632 (3)	92.97	0.124	11:13:12.248	
7 -	50.307	26.585	1:16.892	92.65	0.384	11:14:29.140	
8 -	49.756	26.752	1:16.508 (1)	93.12		11:15:45.648	
9 -	50.198	26.687	1:16.885	92.66	0.377	11:17:02.533	
10 -	50.997	26.744	1:17.741	91.64	1.233	11:18:20.274	

BMCRC - MRO Championships 2023 - Rnd 4 @ Donington Park

L&W Contractors BMCRC Rookie 600 & Rookie 1000

RACE 6 - SECTOR ANALYSIS



SECTOR 1 = FL to I1, SECTOR 2 = I1 to FL, DIFF = Difference To Personal Best Lap, P = Crossed Finish Line in Pit Lane, D = Time Disallowed

P17 243 1000 Tony LE GALLEZ		Kawasaki ZX10R - Guttersnipe				
IDEAL LAP TIME : 1:18.734		BEST LAP TIME : 1:19.075		DIFFERENCE : 0.341		
LAP	SECTOR 1	SECTOR 2	LAP TIME	MPH	DIFF	TIME OF DAY
1 -		28.271	1:28.736	80.28	9.661	11:06:25.739
2 -	53.096	27.758	1:20.854	88.11	1.779	11:07:46.593
3 -	53.111	27.191	1:20.302	88.72	1.227	11:09:06.895
4 -	53.041	27.196	1:20.237	88.79	1.162	11:10:27.132
5 -	52.783	27.326	1:20.109	88.93	1.034	11:11:47.241
6 -	52.282	27.436	1:19.718	89.37	0.643	11:13:06.959
7 -	53.014	27.302	1:20.316	88.70	1.241	11:14:27.275
8 -	52.334	27.211	1:19.545 (3)	89.56	0.470	11:15:46.820
9 -	52.747	26.797	1:19.544 (2)	89.56	0.469	11:17:06.364
10 -	51.937	27.138	1:19.075 (1)	90.09		11:18:25.439

P18 231 600 James COLLINS		Triumph 675 Daytona - JC Racing				
IDEAL LAP TIME : 1:16.756		BEST LAP TIME : 1:16.756		DIFFERENCE : 0.000		
LAP	SECTOR 1	SECTOR 2	LAP TIME	MPH	DIFF	TIME OF DAY
1 -		27.262	1:50.165	64.67	33.409	11:06:47.168
2 -	50.322	26.434	1:16.756 (1)	92.82		11:08:03.924
3 -	50.336	26.941	1:17.277 (3)	92.19	0.521	11:09:21.201
4 -	51.206	26.894	1:18.100	91.22	1.344	11:10:39.301
5 -	50.583	26.778	1:17.361	92.09	0.605	11:11:56.662
6 -	50.485	26.680	1:17.165 (2)	92.32	0.409	11:13:13.827
7 -	50.971	27.274	1:18.245	91.05	1.489	11:14:32.072
8 -	50.565	26.714	1:17.279	92.19	0.523	11:15:49.351
9 -	51.083	27.176	1:18.259	91.03	1.503	11:17:07.610
10 -	50.870	27.108	1:17.978	91.36	1.222	11:18:25.588

P19 4 600 Kallum BEDWELL		Yamaha R6 - CTHL-Connected to homes ltd				
IDEAL LAP TIME : 1:16.958		BEST LAP TIME : 1:17.072		DIFFERENCE : 0.114		
LAP	SECTOR 1	SECTOR 2	LAP TIME	MPH	DIFF	TIME OF DAY
1 -		27.555	1:50.502	64.47	33.430	11:06:47.505
2 -	50.800	26.564	1:17.364 (3)	92.09	0.292	11:08:04.869
3 -	50.394	26.678	1:17.072 (1)	92.44		11:09:21.941
4 -	50.728	26.956	1:17.684	91.71	0.612	11:10:39.625
5 -	51.220	26.994	1:18.214	91.09	1.142	11:11:57.839
6 -	50.660	26.736	1:17.396	92.05	0.324	11:13:15.235
7 -	51.138	26.888	1:18.026	91.31	0.954	11:14:33.261
8 -	50.506	26.702	1:17.208 (2)	92.27	0.136	11:15:50.469
9 -	50.462	27.311	1:17.773	91.60	0.701	11:17:08.242
10 -	50.920	26.571	1:17.491	91.94	0.419	11:18:25.733

P20 14 1000 Alex YIANNI		BMW S1000 RR -				
IDEAL LAP TIME : 1:19.386		BEST LAP TIME : 1:19.552		DIFFERENCE : 0.166		
LAP	SECTOR 1	SECTOR 2	LAP TIME	MPH	DIFF	TIME OF DAY
1 -		27.604	1:27.107	81.79	7.555	11:06:24.110
2 -	52.136	27.699	1:19.835 (2)	89.24	0.283	11:07:43.945
3 -	53.025	27.250	1:20.275 (3)	88.75	0.723	11:09:04.220
4 -	52.596	27.755	1:20.351	88.66	0.799	11:10:24.571
5 -	53.574	27.560	1:21.134	87.81	1.582	11:11:45.705
6 -	52.276	27.276	1:19.552 (1)	89.55		11:13:05.257
7 -	53.264	27.428	1:20.692	88.29	1.140	11:14:25.949
8 -	52.608	27.994	1:20.602	88.39	1.050	11:15:46.551
9 -	53.645	27.964	1:21.609	87.30	2.057	11:17:08.160
10 -	52.604	27.884	1:20.488	88.51	0.936	11:18:28.648

BMCRC - MRO Championships 2023 - Rnd 4 @ Donington Park

L&W Contractors BMCRC Rookie 600 & Rookie 1000

RACE 6 - SECTOR ANALYSIS



SECTOR 1 = FL to I1, SECTOR 2 = I1 to FL, DIFF = Difference To Personal Best Lap, P = Crossed Finish Line in Pit Lane, D = Time Disallowed

P21 21 600 Toby FINNIS		Kawasaki ZX6R - NOKA RACING - PRIME/TWT				
IDEAL LAP TIME : 1:18.260		BEST LAP TIME : 1:18.306		DIFFERENCE : 0.046		
LAP	SECTOR 1	SECTOR 2	LAP TIME	MPH	DIFF	TIME OF DAY
1 -		27.564	1:50.814	64.29	32.508	11:06:47.817
2 -	51.274	27.273	1:18.547 (3)	90.70	0.241	11:08:06.364
3 -	53.623	27.474	1:21.097	87.85	2.791	11:09:27.461
4 -	52.289	27.105	1:19.394	89.73	1.088	11:10:46.855
5 -	51.531	27.117	1:18.648	90.58	0.342	11:12:05.503
6 -	51.250	27.056	1:18.306 (1)	90.98		11:13:23.809
7 -	51.204	27.291	1:18.495 (2)	90.76	0.189	11:14:42.304
8 -	51.807	27.165	1:18.972	90.21	0.666	11:16:01.276
9 -	51.354	27.887	1:19.241	89.91	0.935	11:17:20.517

P22 606 600 Jake ANDERTON		Honda CBR600RR - CurrentElec Racing				
IDEAL LAP TIME :		BEST LAP TIME : 1:18.359		DIFFERENCE :		
LAP	SECTOR 1	SECTOR 2	LAP TIME	MPH	DIFF	TIME OF DAY
1 -			1:52.057	63.58	33.698	11:06:49.060
2 -			1:19.208	89.94	0.849	11:08:08.268
3 -			1:19.487	89.63	1.128	11:09:27.755
4 -			1:19.865	89.20	1.506	11:10:47.620
5 -			1:18.995	90.19	0.636	11:12:06.615
6 -			1:18.742 (3)	90.48	0.383	11:13:25.357
7 -			1:18.437 (2)	90.83	0.078	11:14:43.794
8 -			1:19.229	89.92	0.870	11:16:03.023
9 -			1:18.359 (1)	90.92		11:17:21.382

P23 43 600 Paul NIELD		Honda CBR600RR -				
IDEAL LAP TIME : 1:18.122		BEST LAP TIME : 1:18.238		DIFFERENCE : 0.116		
LAP	SECTOR 1	SECTOR 2	LAP TIME	MPH	DIFF	TIME OF DAY
1 -		27.559	1:51.348	63.98	33.110	11:06:48.351
2 -	51.293	27.591	1:18.884	90.31	0.646	11:08:07.235
3 -	51.799	28.016	1:19.815	89.26	1.577	11:09:27.050
4 -	52.966	27.687	1:20.653	88.33	2.415	11:10:47.703
5 -	51.789	27.673	1:19.462	89.66	1.224	11:12:07.165
6 -	51.215	27.399	1:18.614 (3)	90.62	0.376	11:13:25.779
7 -	51.070	27.168	1:18.238 (1)	91.06		11:14:44.017
8 -	51.198	28.078	1:19.276	89.87	1.038	11:16:03.293
9 -	50.954	27.518	1:18.472 (2)	90.79	0.234	11:17:21.765

P24 413 600 Paul CONSTANTINE		Kawasaki ZX6R -				
IDEAL LAP TIME : 1:19.479		BEST LAP TIME : 1:19.537		DIFFERENCE : 0.058		
LAP	SECTOR 1	SECTOR 2	LAP TIME	MPH	DIFF	TIME OF DAY
1 -		28.046	1:54.629	62.15	35.092	11:06:51.632
2 -	54.066	28.012	1:22.078	86.80	2.541	11:08:13.710
3 -	54.248	28.483	1:22.731	86.11	3.194	11:09:36.441
4 -	55.693	27.931	1:23.624	85.19	4.087	11:11:00.065
5 -	53.548	27.863	1:21.411	87.51	1.874	11:12:21.476
6 -	53.961	27.566	1:21.527	87.38	1.990	11:13:43.003
7 -	53.323	27.347	1:20.670 (2)	88.31	1.133	11:15:03.673
8 -	52.331	27.206	1:19.537 (1)	89.57		11:16:23.210
9 -	53.576	27.148	1:20.724 (3)	88.25	1.187	11:17:43.934

BMCRC - MRO Championships 2023 - Rnd 4 @ Donington Park

L&W Contractors BMCRC Rookie 600 & Rookie 1000

RACE 6 - SECTOR ANALYSIS



SECTOR 1 = FL to I1, SECTOR 2 = I1 to FL, DIFF = Difference To Personal Best Lap, P = Crossed Finish Line in Pit Lane, D = Time Disallowed

P25		7 600		Darren TAYLOR		Kawasaki ZX6R -	
IDEAL LAP TIME : 1:22.632		BEST LAP TIME : 1:23.177		DIFFERENCE : 0.545			
LAP	SECTOR 1	SECTOR 2	LAP TIME	MPH	DIFF	TIME OF DAY	
1 -		29.257	1:57.989	60.38	34.812	11:06:54.992	
2 -	55.556	28.873	1:24.429	84.38	1.252	11:08:19.421	
3 -	55.091	29.044	1:24.135	84.68	0.958	11:09:43.556	
4 -	55.433	29.936	1:25.369	83.45	2.192	11:11:08.925	
5 -	55.371	28.513	1:23.884	84.93	0.707	11:12:32.809	
6 -	54.711	28.487	1:23.198 (2)	85.63	0.021	11:13:56.007	
7 -	54.145	29.032	1:23.177 (1)	85.65		11:15:19.184	
8 -	54.612	28.699	1:23.311 (3)	85.51	0.134	11:16:42.495	
9 -	54.258	30.237	1:24.495	84.32	1.318	11:18:06.990	

P26		65 600		Frank MONTINI		Triumph 675R - Sara Johnson	
IDEAL LAP TIME : 1:22.470		BEST LAP TIME : 1:22.470		DIFFERENCE : 0.000			
LAP	SECTOR 1	SECTOR 2	LAP TIME	MPH	DIFF	TIME OF DAY	
1 -		28.860	1:56.181	61.32	33.711	11:06:53.184	
2 -	55.649	29.649	1:25.298	83.52	2.828	11:08:18.482	
3 -	55.783	29.783	1:25.566	83.26	3.096	11:09:44.048	
4 -	55.926	29.817	1:25.743	83.09	3.273	11:11:09.791	
5 -	55.824	29.132	1:24.956	83.86	2.486	11:12:34.747	
6 -	55.530	29.409	1:24.939 (3)	83.87	2.469	11:13:59.686	
7 -	56.261	29.712	1:25.973	82.87	3.503	11:15:25.659	
8 -	54.614	28.590	1:23.204 (2)	85.62	0.734	11:16:48.863	
9 -	54.148	28.322	1:22.470 (1)	86.39		11:18:11.333	

P27		52 600		Spencer CARRINGTON		Yamaha R6 - Seton Tuning	
IDEAL LAP TIME : 1:22.983		BEST LAP TIME : 1:23.464		DIFFERENCE : 0.481			
LAP	SECTOR 1	SECTOR 2	LAP TIME	MPH	DIFF	TIME OF DAY	
1 -		29.456	1:58.310	60.21	34.846	11:06:55.313	
2 -	54.262	29.202	1:23.464 (1)	85.36		11:08:18.777	
3 -	55.969	29.685	1:25.654	83.17	2.190	11:09:44.431	
4 -	55.918	29.116	1:25.034	83.78	1.570	11:11:09.465	
5 -	56.234	29.919	1:26.153	82.69	2.689	11:12:35.618	
6 -	55.806	29.073	1:24.879	83.93	1.415	11:14:00.497	
7 -	55.061	28.721	1:23.782 (2)	85.03	0.318	11:15:24.279	
8 -	55.338	29.201	1:24.539	84.27	1.075	11:16:48.818	
9 -	55.544	28.821	1:24.365 (3)	84.45	0.901	11:18:13.183	

P28		916 600		Adam FREWIN		Yamaha R6 - Dickens Cider	
IDEAL LAP TIME : 1:23.950		BEST LAP TIME : 1:24.299		DIFFERENCE : 0.349			
LAP	SECTOR 1	SECTOR 2	LAP TIME	MPH	DIFF	TIME OF DAY	
1 -		29.559	2:00.090	59.32	35.791	11:06:57.093	
2 -	56.816	29.489	1:26.305	82.55	2.006	11:08:23.398	
3 -	57.379	29.754	1:27.133	81.76	2.834	11:09:50.531	
4 -	58.432	30.321	1:28.753	80.27	4.454	11:11:19.284	
5 -	55.473	29.291	1:24.764 (2)	84.05	0.465	11:12:44.048	
6 -	54.911	29.869	1:24.780 (3)	84.03	0.481	11:14:08.828	
7 -	55.572	29.627	1:25.199	83.62	0.900	11:15:34.027	
8 -	56.654	29.224	1:25.878	82.96	1.579	11:16:59.905	
9 -	55.260	29.039	1:24.299 (1)	84.51		11:18:24.204	

BMCRC - MRO Championships 2023 - Rnd 4 @ Donington Park

L&W Contractors BMCRC Rookie 600 & Rookie 1000

RACE 6 - SECTOR ANALYSIS



SECTOR 1 = FL to I1, SECTOR 2 = I1 to FL, DIFF = Difference To Personal Best Lap, P = Crossed Finish Line in Pit Lane, D = Time Disallowed

P29 395 600 William NICHOLLS		Yamaha R6 - Will Nicholls Farriery				
IDEAL LAP TIME : 1:24.164		BEST LAP TIME : 1:24.164		DIFFERENCE : 0.000		
LAP	SECTOR 1	SECTOR 2	LAP TIME	MPH	DIFF	TIME OF DAY
1 -		30.008	2:01.854	58.46	37.690	11:06:58.857
2 -	57.270	29.836	1:27.106	81.79	2.942	11:08:25.963
3 -	55.601	29.378	1:24.979 (2)	83.84	0.815	11:09:50.942
4 -	58.347	29.242	1:27.589	81.34	3.425	11:11:18.531
5 -	55.496	29.712	1:25.208	83.61	1.044	11:12:43.739
6 -	55.579	29.821	1:25.400	83.42	1.236	11:14:09.139
7 -	55.933	30.090	1:26.023	82.82	1.859	11:15:35.162
8 -	55.143	29.021	1:24.164 (1)	84.65		11:16:59.326
9 -	55.790	29.370	1:25.160 (3)	83.66	0.996	11:18:24.486

P30 44 600 Sheridan GOATCHER		Yamaha R6 -				
IDEAL LAP TIME : 1:29.211		BEST LAP TIME : 1:30.220		DIFFERENCE : 1.009		
LAP	SECTOR 1	SECTOR 2	LAP TIME	MPH	DIFF	TIME OF DAY
1 -		30.034	2:01.329	58.72	31.109	11:06:58.332
2 -	59.826	31.250	1:31.076 (2)	78.22	0.856	11:08:29.408
3 -	1:00.297	31.583	1:31.880	77.54	1.660	11:10:01.288
4 -	1:00.702	31.780	1:32.482	77.03	2.262	11:11:33.770
5 -	59.177	31.043	1:30.220 (1)	78.96		11:13:03.990
6 -	59.415	31.722	1:31.137 (3)	78.17	0.917	11:14:35.127
7 -	59.614	33.561	1:33.175	76.46	2.955	11:16:08.302
8 -	1:01.607	31.985	1:33.592	76.12	3.372	11:17:41.894

P31 36 1000 Alan MORGAN		Suzuki GSXR 1000 - Little Duck Racing				
IDEAL LAP TIME : 1:16.474		BEST LAP TIME : 1:17.151		DIFFERENCE : 0.677		
LAP	SECTOR 1	SECTOR 2	LAP TIME	MPH	DIFF	TIME OF DAY
1 -		27.259	1:23.543	85.28	6.392	11:06:20.546
2 -	49.938	27.245	1:17.183 (2)	92.30	0.032	11:07:37.729
3 -	50.640	26.629	1:17.269 (3)	92.20	0.118	11:08:54.998
4 -	50.565	27.674	1:18.239	91.06	1.088	11:10:13.237
5 -	51.279	27.109	1:18.388	90.88	1.237	11:11:31.625
6 -	50.615	26.536	1:17.151 (1)	92.34		11:12:48.776
7 -	51.005	27.479	1:18.484	90.77	1.333	11:14:07.260
8 -	50.170	30.446	1:20.616	88.37	3.465	11:15:27.876
9 -	53.459	IN PIT	1:37.847 P	72.81	20.696	11:17:05.723

P32 24 600 Callum MANLEY		Honda CBR600RR - Beccs sweets				
IDEAL LAP TIME : 1:13.717		BEST LAP TIME : 1:14.415		DIFFERENCE : 0.698		
LAP	SECTOR 1	SECTOR 2	LAP TIME	MPH	DIFF	TIME OF DAY
1 -		26.516	1:46.729	66.75	32.314	11:06:43.732
2 -	48.610	25.805	1:14.415 (1)	95.74		11:07:58.147
3 -	47.912	26.830	1:14.742 (2)	95.32	0.327	11:09:12.889

P33 45 1000 Glenn SMITH		Kawasaki ZX10R - Team Blumpkin Racing				
IDEAL LAP TIME : 1:20.394		BEST LAP TIME : 1:20.394		DIFFERENCE : 0.000		
LAP	SECTOR 1	SECTOR 2	LAP TIME	MPH	DIFF	TIME OF DAY
1 -		28.249	1:28.490	80.51	8.096	11:06:25.493
2 -	52.505	27.889	1:20.394 (1)	88.62		11:07:45.887

BMCRC - MRO Championships 2023 - Rnd 4 @ Donington Park

L&W Contractors BMCRC Rookie 600 & Rookie 1000

RACE 6 - BEST SECTORS

SECTOR 1				SECTOR 2				IDEAL / BEST COMPARISON				
POS	NO	NAME	TIME	NO	NAME	TIME	POS	NO	NAME	IDEAL	BEST	DIFF
									PERFECT LAP	1:12.077		
1	12	BEDWELL	47.203	12	BEDWELL	24.874	1	12	BEDWELL	1:12.077	1:12.113	0.036
2	100	CRANSTONE	47.472	17	LAYTON	24.997	2	17	LAYTON	1:12.516	1:12.674	0.158
3	17	LAYTON	47.519	100	CRANSTONE	25.146	3	100	CRANSTONE	1:12.618	1:12.618	0.000
4	56	HARRIS	47.896	56	HARRIS	25.218	4	56	HARRIS	1:13.114	1:13.387	0.273
5	24	MANLEY	47.912	801	MARSHALL	25.557	5	187	DERMOTT	1:13.557	1:13.966	0.409
6	187	DERMOTT	47.966	187	DERMOTT	25.591	6	24	MANLEY	1:13.717	1:14.415	0.698
7	61	GAMBLE	48.132	87	THOMPSON	25.711	7	87	THOMPSON	1:14.188	1:14.475	0.287
8	87	THOMPSON	48.477	24	MANLEY	25.805	8	61	GAMBLE	1:14.236	1:14.236	0.000
9	149	WILKINS	48.933	149	WILKINS	25.839	9	801	MARSHALL	1:14.732	1:14.934	0.202
10	801	MARSHALL	49.175	61	GAMBLE	26.104	10	149	WILKINS	1:14.772	1:15.095	0.323
11	123	VINCER	49.712	115	MAHER	26.287	11	115	MAHER	1:16.043	1:16.508	0.465
12	125	CHAM	49.743	231	COLLINS	26.434	12	123	VINCER	1:16.154	1:16.614	0.460
13	81	HARTLE	49.748	123	VINCER	26.442	13	125	CHAM	1:16.271	1:16.493	0.222
14	115	MAHER	49.756	125	CHAM	26.528	14	81	HARTLE	1:16.329	1:16.700	0.371
15	175	PESTANA	49.889	36	MORGAN	26.536	15	36	MORGAN	1:16.474	1:17.151	0.677
16	36	MORGAN	49.938	4	BEDWELL	26.564	16	175	PESTANA	1:16.641	1:16.703	0.062
17	231	COLLINS	50.322	81	HARTLE	26.581	17	231	COLLINS	1:16.756	1:16.756	0.000
18	23	PAES	50.350	23	PAES	26.734	18	4	BEDWELL	1:16.958	1:17.072	0.114
19	4	BEDWELL	50.394	175	PESTANA	26.752	19	23	PAES	1:17.084	1:17.401	0.317
20	191	DAVEY	50.501	191	DAVEY	26.796	20	191	DAVEY	1:17.297	1:17.577	0.280
21	43	NIELD	50.954	243	LE GALLEZ	26.797	21	43	NIELD	1:18.122	1:18.238	0.116
22	21	FINNIS	51.204	21	FINNIS	27.056	22	21	FINNIS	1:18.260	1:18.306	0.046
23	243	LE GALLEZ	51.937	413	CONSTANTINE	27.148	23	243	LE GALLEZ	1:18.734	1:19.075	0.341
24	14	YIANNI	52.136	43	NIELD	27.168	24	14	YIANNI	1:19.386	1:19.552	0.166
25	413	CONSTANTINE	52.331	14	YIANNI	27.250	25	413	CONSTANTINE	1:19.479	1:19.537	0.058
26	45	SMITH	52.505	45	SMITH	27.889	26	45	SMITH	1:20.394	1:20.394	0.000
27	7	TAYLOR	54.145	65	MONTINI	28.322	27	65	MONTINI	1:22.470	1:22.470	0.000
28	65	MONTINI	54.148	7	TAYLOR	28.487	28	7	TAYLOR	1:22.632	1:23.177	0.545
29	52	CARRINGTON	54.262	52	CARRINGTON	28.721	29	52	CARRINGTON	1:22.983	1:23.464	0.481
30	916	FREWIN	54.911	395	NICHOLLS	29.021	30	916	FREWIN	1:23.950	1:24.299	0.349
31	395	NICHOLLS	55.143	916	FREWIN	29.039	31	395	NICHOLLS	1:24.164	1:24.164	0.000
32	44	GOATCHER	59.177	44	GOATCHER	30.034	32	44	GOATCHER	1:29.211	1:30.220	1.009
33							33	606	ANDERTON		1:18.359	

BMCRC - MRO Championships 2023 - Rnd 4 @ Donington Park

L&W Contractors BMCRC Rookie 600 & Rookie 1000

RACE 6 - STATISTICS

Competitors Started 33
Planned Start 2023-06-04 @ 11:05:00.000
Actual Start 2023-06-04 @ 11:04:57.002
Finish Time 2023-06-04 @ 11:17:14.355
Track Length 1.9790mi.
Total Laps 303
Total Distance Covered 599.6573mi.

Session Fastest Lap History

NO	CL	NAME	LAP TIME	TIME OF DAY	LAP	VEHICLE
100	1000	Sam CRANSTONE	1:12.618	11:07:27.463	2	BMW S1000RR
12	1000	Duncan BEDWELL	1:12.198	11:08:40.351	3	Kawasaki ZX10R
12	1000	Duncan BEDWELL	1:12.113	11:14:49.531	8	Kawasaki ZX10R

Session Leader History

NO	CL	NAME	FROM LAP	LAPS LED	DISTANCE	VEHICLE
100	1000	Sam CRANSTONE	1	2	3.92 miles	BMW S1000RR
12	1000	Duncan BEDWELL	3	1	1.97 miles	Kawasaki ZX10R
17	1000	James LAYTON	4	2	3.95 miles	Honda CBR1000RR-R
12	1000	Duncan BEDWELL	6	5	9.89 miles	Kawasaki ZX10R

Flag History

TYPE	TIME OF DAY
GREEN	11:04:57.002
FINISH	11:17:14.355

Flag Statistics

TYPE	COUNT	TOTAL LAPS	TOTAL TIME
Green	1	10	13:42.797
Red	0	0	0.000
Safety Car	0	0	0.000
FCY	0	0	0.000

BMCRC - MRO Championships 2023 - Rnd 4 @ Donington Park

L&W Contractors BMCRC Rookie 600 & Rookie 1000

RACE 6 - STATISTICS

CLASS : 1000

18 Starters

Fastest Lap History

NO	NAME	LAP TIME	TIME OF DAY	LAP	VEHICLE
100	Sam CRANSTONE	1:12.618	11:07:27.463	2	BMW S1000RR
12	Duncan BEDWELL	1:12.198	11:08:40.351	3	Kawasaki ZX10R
12	Duncan BEDWELL	1:12.113	11:14:49.531	8	Kawasaki ZX10R

Leader History

NO	NAME	FROM LAP	LAPS LED	DISTANCE	VEHICLE
100	Sam CRANSTONE	1	2	3.92 miles	BMW S1000RR
12	Duncan BEDWELL	3	1	1.97 miles	Kawasaki ZX10R
17	James LAYTON	4	2	3.95 miles	Honda CBR1000RR-R
12	Duncan BEDWELL	6	5	9.89 miles	Kawasaki ZX10R

BMCRC - MRO Championships 2023 - Rnd 4 @ Donington Park

L&W Contractors BMCRC Rookie 600 & Rookie 1000

RACE 6 - STATISTICS

CLASS : 600

15 Starters

Fastest Lap History

NO	NAME	LAP TIME	TIME OF DAY	LAP	VEHICLE
24	Callum MANLEY	1:14.415	11:07:58.150	2	Honda CBR600RR
61	Jason GAMBLE	1:14.236	11:09:13.439	3	Kawasaki ZX6R

Leader History

NO	NAME	FROM LAP	LAPS LED	DISTANCE	VEHICLE
61	Jason GAMBLE	1	1	1.94 miles	Kawasaki ZX6R
24	Callum MANLEY	2	2	3.95 miles	Honda CBR600RR
61	Jason GAMBLE	4	7	13.85 miles	Kawasaki ZX6R

BMCRC - MRO Championships 2023 - Rnd 4 @ Donington Park

L&W Contractors BMCRC Rookie 600 & Rookie 1000

RACE 17 - GRID (10 Laps)



CONTRACTORS LTD

ROW 15			43	155	Eliot SMITH						
ROW 14	42	122	James EGGINGTON	41	89	Marco STRILLOZZI	40	911	Tom BRASTOCK		
ROW 13			39	44	1:30.220 Sheridan GOATCHER	38	916	1:24.299 Adam FREWIN	37	395	1:24.164 William NICHOLLS
ROW 12	36	52	1:23.464 Spencer CARRINGTON	35	7	1:23.177 Darren TAYLOR	34	65	1:22.470 Frank MONTINI		
ROW 11			33	413	1:19.537 Paul CONSTANTINE	32	606	1:18.359 Jake ANDERTON	31	21	1:18.306 Toby FINNIS
ROW 10	30	43	1:18.238 Paul NIELD	29	4	1:17.072 Kallum BEDWELL	28	231	1:16.756 James COLLINS		
ROW 9			27	115	1:16.508 Brian MAHER	26	24	1:14.415 Callum MANLEY	25	61	1:14.236 Jason GAMBLE
ROW 8											
ROW 7			21	50	Stuart MELHUISE	20	163	Riccardo BIGUZZI	19	33	Luke BLACKFORD
ROW 6	18	45	1:20.394 Glenn SMITH	17	14	1:19.552 Alex YIANNI	16	243	1:19.075 Tony LE GALLEZ		
ROW 5			15	191	1:17.577 Maurice DAVEY	14	23	1:17.401 Jason PAES	13	36	1:17.151 Alan MORGAN
ROW 4	12	175	1:16.703 Arindo PESTANA	11	81	1:16.700 Dan HARTLE	10	123	1:16.614 James VINCER		
ROW 3			9	125	1:16.493 Matthew CHAM	8	149	1:15.095 David WILKINS	7	801	1:14.934 Stefan MARSHALL
ROW 2	6	87	1:14.475 Karl THOMPSON	5	187	1:13.966 Scott DERMOTT	4	56	1:13.387 Paul HARRIS		
ROW 1			3	17	1:12.674 James LAYTON	2	100	1:12.618 Sam CRANSTONE	1	12	1:12.113 Duncan BEDWELL
Pole											

Donington Park National: 1.9790 miles

These results are provisional until the conclusion of any judicial and technical matters.

Clerk Of Course :	Stewards :	Timekeeper : Richard Evans
-------------------	------------	----------------------------

Results can be found at www.tsl-timing.com

Printed - 11:21 Sunday, 04 June 2023



BMCRC - MRO Championships 2023 - Rnd 4 @ Donington Park

L&W Contractors BMCRC Rookie 600 & Rookie 1000

RACE 17 - CLASSIFICATION



CONTRACTORS LTD

POS	NO	CL	PIC NAME	ENTRY	LAPS	TIME	GAP	DIFF	MPH	BEST	ON
1	12	1000	1 Duncan BEDWELL	Kawasaki ZX10R - Connected to homes LTD	10	12:14.464			96.81	1:12.355	3
2	100	1000	2 Sam CRANSTONE	BMW S1000RR - Fortis racing	10	12:23.271	8.807	8.807	95.67	1:13.510	10
3	17	1000	3 James LAYTON	Honda CBR1000RR-R -	10	12:25.090	10.626	1.819	95.43	1:13.052	2
4	87	1000	4 Karl THOMPSON	Yamaha R1 - #Teamrace	10	12:26.273	11.809	1.183	95.28	1:13.448	8
5	56	1000	5 Paul HARRIS	Kawasaki ZX10R - Nhr Neil Harris Racing	10	12:27.102	12.638	0.829	95.18	1:13.751	8
6	801	1000	6 Stefan MARSHALL	Aprilia RSV4 - Marshall builders	10	12:38.370	23.906	11.268	93.76	1:14.630	4
7	149	1000	7 David WILKINS	Yamaha R1 - TwoClicksOut Racing	10	12:42.852	28.388	4.482	93.21	1:14.990	2
8	175	1000	8 Arlindo PESTANA	BMW S1000RR - Pep's racing	10	12:56.583	42.119	13.731	91.56	1:16.446	5
9	123	1000	9 James VINCER	Kawasaki ZX 10 - A W RACING LTD	10	12:58.110	43.646	1.527	91.38	1:16.324	6
10	163	1000	10 Riccardo BIGUZZI	BMW S1000RR - Riccardo's Travel	10	13:02.589	48.125	4.479	90.86	1:16.373	6
11	187	1000	11 Scott DERMOTT	Yamaha R1 - TwoClicksOut Racing	10	13:02.782	48.318	0.193	90.84	1:17.079	6
12	125	1000	12 Matthew CHAM	-	10	13:03.361	48.897	0.579	90.77	1:17.032	10
13	61	600	1 Jason GAMBLE	Kawasaki ZX6R - #TeamRace	10	13:07.803	53.339	4.442	90.26	1:15.281	6
14	23	1000	13 Jason PAES	Aprilia RSV4 - J&R Electrical Ltd	10	13:09.002	54.538	1.199	90.12	1:16.853	9
15	81	1000	14 Dan HARTLE	Yamaha R1 2CR - #Teamrace	10	13:12.205	57.741	3.203	89.76	1:17.668	4
16	191	1000	15 Maurice DAVEY	Suzuki GSXR 1000 - M D racing	10	13:12.504	58.040	0.299	89.72	1:17.679	5
17	21	600	2 Toby FINNIS	Kawasaki ZX6R - NOKA RACING - PRIME/TWT	10	13:14.855	1:00.391	2.351	89.46	1:15.370	4
18	24	600	3 Callum MANLEY	Honda CBR600RR - Becs sweets	10	13:16.834	1:02.370	1.979	89.24	1:15.867	7
19	243	1000	16 Tony LE GALLEZ	Kawasaki ZX10R - Guttersnipe	10	13:28.040	1:13.576	11.206	88.00	1:18.957	4
20	231	600	4 James COLLINS	Triumph 675 Daytona - JC Racing	10	13:29.539	1:15.075	1.499	87.84	1:16.073	4
21	14	1000	17 Alex YIANNI	BMW S1000 RR -	10	13:57.431	1:42.967	27.892	84.91	1:20.246	6
22	4	600	5 Kallum BEDWELL	Yamaha R6 - CTHL-Connected to homes ltd	9	12:17.593	1 Lap	1 Lap	86.74	1:17.558	5
23	606	600	6 Jake ANDERTON	Honda CBR600RR - CurrentElec Racing	9	12:18.997	1 Lap	1.404	86.58	1:17.397	9
24	43	600	7 Paul NIELD	Honda CBR600RR -	9	12:23.954	1 Lap	4.957	86.00	1:18.694	7
25	413	600	8 Paul CONSTANTINE	Kawasaki ZX6R -	9	12:39.998	1 Lap	16.044	84.19	1:20.378	7
26	7	600	9 Darren TAYLOR	Kawasaki ZX6R -	9	12:59.111	1 Lap	19.113	82.12	1:22.499	9
27	52	600	10 Spencer CARRINGTON	Yamaha R6 - Seton Tuning	9	13:00.622	1 Lap	1.511	81.96	1:21.926	7
28	916	600	11 Adam FREWIN	Yamaha R6 - Dickens Cider	9	13:12.028	1 Lap	11.406	80.78	1:23.125	5
29	395	600	12 William NICHOLLS	Yamaha R6 - Will Nicholls Farriery	9	13:32.704	1 Lap	20.676	78.73	1:24.935	5

NOT CLASSIFIED

DNF	36	1000	Alan MORGAN	Suzuki GSXR 1000 - Little Duck Racing	9	11:44.729	1 Lap		90.79	1:17.554	9
DNF	45	1000	Glenn SMITH	Kawasaki ZX10R - Team Blumpkin Racing	6	8:32.836	4 Laps	3 Laps	83.08	1:20.116	3
DNF	115	600	Brian MAHER	Yamaha R6 -	5	6:55.874	5 Laps	1 Lap	85.33	1:16.543	4
DNF	65	600	Frank MONTINI	Triumph 675R - Sara Johnson	1	2:09.398	9 Laps	4 Laps	54.00		

FASTEST LAP

12	1000	Duncan BEDWELL	Kawasaki ZX10R - Connected to homes LTD	3	1:12.355	98.46 mph	158.46 kph
61	600	Jason GAMBLE	Kawasaki ZX6R - #TeamRace	6	1:15.281	94.64 mph	152.30 kph

Class 1000 - 92.5% of Race Speed = 89.54 mph

Class 600 - 92.5% of Race Speed = 83.49 mph

Weather / Track : Sunny / Dry

These results are provisional until the conclusion of any judicial and technical matters.

Race Distance: 10 Laps / 19.79 miles

Donington Park National: 1.9790 miles

Date: 04/06/2023 Start: 15:28 Finish: 15:41

Clerk Of Course :

Stewards :

Timekeeper : Richard Evans

Results can be found at www.tsl-timing.com

Printed - 15:43 Sunday, 04 June 2023



BMCRC - MRO Championships 2023 - Rnd 4 @ Donington Park

L&W Contractors BMCRC Rookie 600 & Rookie 1000

RACE 17 - LAP CHART

LAP 1 @ 15:30:11.926		
NO	BEHIND	LAP TIME

12		1:16.479
100	1.032	1:17.511
87	1.616	1:18.095
56	2.268	1:18.747
149	3.473	1:19.952
17	3.516	1:19.995
801	3.634	1:20.113
36	5.699	1:22.178
125	5.933	1:22.412
175	6.088	1:22.567
123	6.297	1:22.776
187	7.423	1:23.902
191	8.416	1:24.895
81	8.636	1:25.115
23	8.720	1:25.199
163	9.566	1:26.045
14	11.562	1:28.041
243	11.594	1:28.073
45	11.797	1:28.276
61	27.259	1:43.738
115	29.801	1:46.280
24	29.981	1:46.460
21	30.980	1:47.459
231	31.237	1:47.716
43	33.269	1:49.748
4	34.074	1:50.553
606	34.249	1:50.728
413	35.752	1:52.231
7	38.257	1:54.736
52	38.362	1:54.841
916	39.564	1:56.043
395	43.577	2:00.056
65	52.919	2:09.398 P

LAP 2 @ 15:31:24.390		
NO	BEHIND	LAP TIME

12		1:12.464
100	2.433	1:13.865
87	3.110	1:13.958
56	4.028	1:14.224
17	4.104	1:13.052
149	5.999	1:14.990
801	6.232	1:15.062
175	10.530	1:16.906
36	11.376	1:18.141
123	12.134	1:18.301
125	12.388	1:18.919
187	12.925	1:17.966
191	15.308	1:19.356
163	15.495	1:18.393
81	15.534	1:19.362
23	15.691	1:19.435
243	18.680	1:19.550
45	20.446	1:21.113
14	20.905	1:21.807
61	31.554	1:16.759
115	35.266	1:17.929
21	35.355	1:16.839
24	35.490	1:17.973
231	35.772	1:16.999
43	40.468	1:19.663
606	41.328	1:19.543
4	41.950	1:20.340

413	43.765	1:20.477
7	49.418	1:23.625
52	50.549	1:24.651
916	51.283	1:24.183
395	59.616	1:28.503

LAP 3 @ 15:32:36.745		
NO	BEHIND	LAP TIME

12		1:12.355
100	3.960	1:13.882
87	5.135	1:14.380
17	5.233	1:13.484
56	5.591	1:13.918
149	8.957	1:15.313
801	9.058	1:15.181
175	15.022	1:16.847
36	16.577	1:17.556
123	17.144	1:17.365
187	17.830	1:17.260
125	18.250	1:18.217
163	20.528	1:17.388
81	21.101	1:17.922
191	21.718	1:18.765
23	21.980	1:18.644
243	26.077	1:19.752
45	28.207	1:20.116
14	28.859	1:20.309
61	35.476	1:16.277
21	39.898	1:16.898
115	40.666	1:17.755
24	41.308	1:18.173
231	41.423	1:18.006
43	47.327	1:19.214
4	47.784	1:18.189
606	48.039	1:19.066
413	52.483	1:21.073
7	1:01.047	1:23.984
52	1:01.746	1:23.552
916	1:02.383	1:23.455

LAP 4 @ 15:33:49.704		
NO	BEHIND	LAP TIME

12		1:12.959
395	1 Lap	1:26.639
100	5.002	1:14.001
17	5.418	1:13.144
56	6.841	1:14.209
87	7.261	1:15.085
801	10.729	1:14.630
149	11.540	1:15.542
175	18.772	1:16.709
36	21.792	1:18.174
123	22.149	1:17.964
187	22.683	1:17.812
125	23.683	1:18.392
163	25.017	1:17.448
81	25.810	1:17.668
191	26.758	1:17.999
23	27.214	1:18.193
243	32.075	1:18.957
45	36.013	1:20.765
14	36.616	1:20.716
61	38.050	1:15.533
21	42.309	1:15.370
115	44.250	1:16.543

231	44.537	1:16.073
24	44.702	1:16.353
43	53.413	1:19.045
4	53.961	1:19.136
606	54.164	1:19.084
413	1:01.459	1:21.935
7	1:10.980	1:22.892
52	1:11.683	1:22.896

LAP 5 @ 15:35:02.509		
NO	BEHIND	LAP TIME

12		1:12.805
916	1 Lap	1:23.405
100	6.057	1:13.860
17	6.333	1:13.720
56	8.525	1:14.489
87	9.215	1:14.759
801	13.490	1:15.566
149	14.087	1:15.352
395	1 Lap	1:26.056
175	22.413	1:16.446
36	26.649	1:17.662
123	26.827	1:17.483
187	27.424	1:17.546
125	28.167	1:17.289
163	29.644	1:17.432
81	31.287	1:18.282
191	31.632	1:17.679
23	31.851	1:17.442
243	38.469	1:19.199
61	41.370	1:16.125
14	44.999	1:21.188
45	45.028	1:21.820
21	45.143	1:15.639
24	48.495	1:16.598
231	48.715	1:16.983
115	48.812	1:17.367
4	58.714	1:17.558
43	59.364	1:18.756
606	59.571	1:18.212
413	1:10.099	1:21.445

LAP 6 @ 15:36:16.538		
NO	BEHIND	LAP TIME

12		1:14.029
100	6.953	1:14.925
17	7.195	1:14.891
7	1 Lap	1:23.122
52	1 Lap	1:23.621
56	9.011	1:14.515
916	1 Lap	1:23.125
87	9.504	1:14.318
801	14.172	1:14.711
149	15.691	1:15.633
395	1 Lap	1:24.935
175	25.527	1:17.143
123	29.122	1:16.324
36	30.230	1:17.610
187	30.474	1:17.079
125	31.257	1:17.119
163	31.988	1:16.373
81	35.851	1:18.593
191	36.021	1:18.418
23	36.358	1:18.536
61	42.622	1:15.281

243	44.364	1:19.924
21	46.922	1:15.808
24	51.125	1:16.659
14	51.216	1:20.246
231	52.938	1:18.252
4	1:02.545	1:17.860
43	1:04.191	1:18.856
606	1:04.419	1:18.877
45	1:11.745	1:40.746 P

LAP 7 @ 15:37:29.216		
NO	BEHIND	LAP TIME

12		1:12.678
413	1 Lap	1:20.788
100	8.608	1:14.333
17	9.077	1:14.560
56	11.141	1:14.808
87	11.618	1:14.792
801	17.124	1:15.630
7	1 Lap	1:22.760
52	1 Lap	1:22.594
149	19.311	1:16.298
916	1 Lap	1:25.412
175	30.307	1:17.458
123	33.229	1:16.785
36	35.502	1:17.950
187	36.090	1:18.294
125	37.148	1:18.569
163	37.936	1:18.626
395	1 Lap	1:26.528
191	41.732	1:18.389
81	42.027	1:18.854
23	42.370	1:18.690
61	45.359	1:15.415
21	51.589	1:17.345
243	52.060	1:20.374
24	54.314	1:15.867
231	58.652	1:18.392
14	59.428	1:20.890
4	1:08.344	1:18.477
606	1:09.581	1:17.840
43	1:10.207	1:18.694

LAP 8 @ 15:38:42.205		
NO	BEHIND	LAP TIME

12		1:12.989
100	9.257	1:13.638
17	10.046	1:13.958
413	1 Lap	1:20.378
56	11.903	1:13.751
87	12.077	1:13.448
801	19.272	1:15.137
149	23.387	1:17.065
7	1 Lap	1:22.548
52	1 Lap	1:21.926
916	1 Lap	1:24.946
175	34.412	1:17.094
123	37.834	1:17.594
36	40.417	1:17.904
187	41.057	1:17.956
163	41.776	1:16.829
125	42.238	1:18.079
81	48.203	1:19.165
23	48.391	1:19.010
191	48.844	1:20.101

61	49.147	1:16.777
395	1 Lap	1:26.644
21	54.346	1:15.746
24	57.235	1:15.910
243	59.278	1:20.207
231	1:03.542	1:17.879
14	1:07.080	1:20.641
4	1:13.188	1:17.833

LAP 9 @ 15:39:56.225		
NO	BEHIND	LAP TIME

12		1:14.020
606	1 Lap	1:18.250
43	1 Lap	1:20.103
100	8.983	1:13.746
17	9.878	1:13.852
87	11.981	1:13.924
56	12.234	1:14.351
413	1 Lap	1:20.784
801	20.715	1:15.463
149	25.896	1:16.529
7	1 Lap	1:22.945
52	1 Lap	1:23.768
175	37.909	1:17.517
123	40.302	1:16.488
36	43.951	1:17.554
163	44.595	1:16.839
187	44.818	1:17.781
125	45.551	1:17.333
916	1 Lap	1:25.941
23	51.224	1:16.853
61	51.362	1:16.235
81	53.059	1:18.876
191	53.263	1:18.439
21	57.083	1:16.757
24	59.609	1:16.394
395	1 Lap	1:26.382
243	1:05.592	1:20.334
231	1:09.040	1:19.518
14	1:13.310	1:20.250

LAP 10 @ 15:41:09.911		
NO	BEHIND	LAP TIME

12		1:13.686
4	1 Lap	1:17.647
606	1 Lap	1:17.397
100	8.807	1:13.510
43	1 Lap	1:19.875
17	10.626	1:14.434
87	11.809	1:13.514
56	12.638	1:14.090
801	23.906	1:16.877
413	1 Lap	1:20.887
149	28.388	1:16.178
175	42.119	1:17.896
123	43.646	1:17.030
7	1 Lap	1:22.499
52	1 Lap	1:22.773
163	48.125	1:17.216
187	48.318	1:17.186
125	48.897	1:17.032

BMCRC - MRO Championships 2023 - Rnd 4 @ Donington Park

L&W Contractors BMCRC Rookie 600 & Rookie 1000

RACE 17 - LAP CHART

191	58.040	1:18.463
21	1:00.391	1:16.994
24	1:02.370	1:16.447
243	1:13.576	1:21.670
231	1:15.075	1:19.721
395	1 Lap	1:26.961
14	1:42.967	1:43.343

BMCRC - MRO Championships 2023 - Rnd 4 @ Donington Park

L&W Contractors BMCRC Rookie 600 & Rookie 1000

RACE 17 - POSITION CHART

No	Name	Lap Pos												
			1	2	3	4	5	6	7	8	9	10		
12	BEDWELL	1	12	12	12	12	12	12	12	12	12	12	12	12
100	CRANSTONE	2	100	100	100	100	100	100	100	100	100	100	100	100
17	LAYTON	3	87	87	87	17	17	17	17	17	17	17	17	17
56	HARRIS	4	56	56	17	56	56	56	56	56	56	87	87	87
187	DERMOTT	5	149	17	56	87	87	87	87	87	87	56	56	56
87	THOMPSON	6	17	149	149	801	801	801	801	801	801	801	801	801
801	MARSHALL	7	801	801	801	149	149	149	149	149	149	149	149	149
149	WILKINS	8	36	175	175	175	175	175	175	175	175	175	175	175
125	CHAM	9	125	36	36	36	36	123	123	123	123	123	123	123
123	VINCER	10	175	123	123	123	123	36	36	36	36	36	163	163
81	HARTLE	11	123	125	187	187	187	187	187	187	187	163	163	187
175	PESTANA	12	187	187	125	125	125	125	125	163	163	187	187	125
36	MORGAN	13	191	191	163	163	163	163	163	125	125	61	61	61
23	PAES	14	81	163	81	81	81	81	191	81	23	23	23	23
191	DAVEY	15	23	81	191	191	191	191	81	23	61	61	81	81
243	LE GALLEZ	16	163	23	23	23	23	23	23	191	81	191	191	191
14	YIANNI	17	14	243	243	243	243	61	61	61	191	21	21	21
45	SMITH	18	243	45	45	45	61	243	21	21	21	24	24	24
163	BIGUZZI	19	45	14	14	14	14	21	243	24	24	243	243	243
61	GAMBLE	20	61	61	61	61	45	24	24	243	243	231	231	231
24	MANLEY	21	115	115	21	21	21	14	231	231	231	14	14	14
115	MAHER	22	24	21	115	115	24	231	14	14	14	14	14	14
231	COLLINS	23	21	24	24	231	231	4	4	4	4	4	4	4
4	BEDWELL	24	231	231	231	24	115	43	606	606	606	606	606	606
43	NIELD	25	43	43	43	43	4	606	43	43	43	43	43	43
21	FINNIS	26	4	606	4	4	43	45	413	413	413	413	413	413
606	ANDERTON	27	606	4	606	606	606	413	7	7	7	7	7	7
413	CONSTANTINE	28	413	413	413	413	413	7	52	52	52	52	52	52
65	MONTINI	29	7	7	7	7	7	52	916	916	916	916	916	916
7	TAYLOR	30	52	52	52	52	52	916	395	395	395	395	395	395
52	CARRINGTON	31	916	916	916	916	916	395						
395	NICHOLLS	32	395	395	395	395	395							
916	FREWIN	33	65											

BMCRC - MRO Championships 2023 - Rnd 4 @ Donington Park

L&W Contractors BMCRC Rookie 600 & Rookie 1000

RACE 17 - SECTOR ANALYSIS



SECTOR 1 = FL to I1, SECTOR 2 = I1 to FL, DIFF = Difference To Personal Best Lap, P = Crossed Finish Line in Pit Lane, D = Time Disallowed

P1 12 1000		Duncan BEDWELL		Kawasaki ZX10R - Connected to homes LTD		
IDEAL LAP TIME : 1:12.231		BEST LAP TIME : 1:12.355		DIFFERENCE : 0.124		
LAP	SECTOR 1	SECTOR 2	LAP TIME	MPH	DIFF	TIME OF DAY
1 -		25.306	1:16.479	93.15	4.124	15:30:11.926
2 -	47.569	24.895	1:12.464 (2)	98.31	0.109	15:31:24.390
3 -	47.405	24.950	1:12.355 (1)	98.46		15:32:36.745
4 -	47.336	25.623	1:12.959	97.65	0.604	15:33:49.704
5 -	47.610	25.195	1:12.805	97.85	0.450	15:35:02.509
6 -	47.722	26.307	1:14.029	96.24	1.674	15:36:16.538
7 -	47.342	25.336	1:12.678 (3)	98.03	0.323	15:37:29.216
8 -	47.821	25.168	1:12.989	97.61	0.634	15:38:42.205
9 -	48.428	25.592	1:14.020	96.25	1.665	15:39:56.225
10 -	48.369	25.317	1:13.686	96.68	1.331	15:41:09.911

P2 100 1000		Sam CRANSTONE		BMW S1000RR - Fortis racing		
IDEAL LAP TIME : 1:13.399		BEST LAP TIME : 1:13.510		DIFFERENCE : 0.111		
LAP	SECTOR 1	SECTOR 2	LAP TIME	MPH	DIFF	TIME OF DAY
1 -		25.571	1:17.511	91.91	4.001	15:30:12.958
2 -	48.488	25.377	1:13.865	96.45	0.355	15:31:26.823
3 -	48.470	25.412	1:13.882	96.43	0.372	15:32:40.705
4 -	48.511	25.490	1:14.001	96.27	0.491	15:33:54.706
5 -	48.187	25.673	1:13.860	96.46	0.350	15:35:08.566
6 -	48.484	26.441	1:14.925	95.09	1.415	15:36:23.491
7 -	48.722	25.611	1:14.333	95.84	0.823	15:37:37.824
8 -	48.331	25.307	1:13.638 (2)	96.75	0.128	15:38:51.462
9 -	48.199	25.547	1:13.746 (3)	96.61	0.236	15:40:05.208
10 -	48.092	25.418	1:13.510 (1)	96.92		15:41:18.718

P3 17 1000		James LAYTON		Honda CBR1000RR-R -		
IDEAL LAP TIME : 1:12.994		BEST LAP TIME : 1:13.052		DIFFERENCE : 0.058		
LAP	SECTOR 1	SECTOR 2	LAP TIME	MPH	DIFF	TIME OF DAY
1 -		25.909	1:19.995	89.06	6.943	15:30:15.442
2 -	47.747	25.305	1:13.052 (1)	97.52		15:31:28.494
3 -	47.706	25.778	1:13.484 (3)	96.95	0.432	15:32:41.978
4 -	47.856	25.288	1:13.144 (2)	97.40	0.092	15:33:55.122
5 -	48.306	25.414	1:13.720	96.64	0.668	15:35:08.842
6 -	48.516	26.375	1:14.891	95.13	1.839	15:36:23.733
7 -	48.805	25.755	1:14.560	95.55	1.508	15:37:38.293
8 -	48.183	25.775	1:13.958	96.33	0.906	15:38:52.251
9 -	48.331	25.521	1:13.852	96.47	0.800	15:40:06.103
10 -	48.450	25.984	1:14.434	95.71	1.382	15:41:20.537

P4 87 1000		Karl THOMPSON		Yamaha R1 - #Teamrace		
IDEAL LAP TIME : 1:13.315		BEST LAP TIME : 1:13.448		DIFFERENCE : 0.133		
LAP	SECTOR 1	SECTOR 2	LAP TIME	MPH	DIFF	TIME OF DAY
1 -		25.663	1:18.095	91.22	4.647	15:30:13.542
2 -	48.347	25.611	1:13.958	96.33	0.510	15:31:27.500
3 -	48.425	25.955	1:14.380	95.78	0.932	15:32:41.880
4 -	49.229	25.856	1:15.085	94.88	1.637	15:33:56.965
5 -	49.326	25.433	1:14.759	95.30	1.311	15:35:11.724
6 -	48.370	25.948	1:14.318	95.86	0.870	15:36:26.042
7 -	48.853	25.939	1:14.792	95.25	1.344	15:37:40.834
8 -	47.882	25.566	1:13.448 (1)	97.00		15:38:54.282
9 -	48.364	25.560	1:13.924 (3)	96.37	0.476	15:40:08.206
10 -	48.077	25.437	1:13.514 (2)	96.91	0.066	15:41:21.720

BMCRC - MRO Championships 2023 - Rnd 4 @ Donington Park

L&W Contractors BMCRC Rookie 600 & Rookie 1000

RACE 17 - SECTOR ANALYSIS



SECTOR 1 = FL to I1, SECTOR 2 = I1 to FL, DIFF = Difference To Personal Best Lap, P = Crossed Finish Line in Pit Lane, D = Time Disallowed

P5		56 1000 Paul HARRIS		Kawasaki ZX10R - Nhr Neil Harris Racing		
IDEAL LAP TIME : 1:13.374		BEST LAP TIME : 1:13.751		DIFFERENCE : 0.377		
LAP	SECTOR 1	SECTOR 2	LAP TIME	MPH	DIFF	TIME OF DAY
1 -		25.991	1:18.747	90.47	4.996	15:30:14.194
2 -	48.610	25.614	1:14.224	95.98	0.473	15:31:28.418
3 -	48.297	25.621	1:13.918 (2)	96.38	0.167	15:32:42.336
4 -	48.501	25.708	1:14.209	96.00	0.458	15:33:56.545
5 -	48.748	25.741	1:14.489	95.64	0.738	15:35:11.034
6 -	48.435	26.080	1:14.515	95.61	0.764	15:36:25.549
7 -	49.019	25.789	1:14.808	95.23	1.057	15:37:40.357
8 -	47.760	25.991	1:13.751 (1)	96.60		15:38:54.108
9 -	48.489	25.862	1:14.351	95.82	0.600	15:40:08.459
10 -	48.134	25.956	1:14.090 (3)	96.16	0.339	15:41:22.549

P6		801 1000 Stefan MARSHALL		Aprilia RSV4 - Marshall builders		
IDEAL LAP TIME : 1:14.584		BEST LAP TIME : 1:14.630		DIFFERENCE : 0.046		
LAP	SECTOR 1	SECTOR 2	LAP TIME	MPH	DIFF	TIME OF DAY
1 -		25.614	1:20.113	88.93	5.483	15:30:15.560
2 -	49.273	25.789	1:15.062 (3)	94.91	0.432	15:31:30.622
3 -	49.436	25.745	1:15.181	94.76	0.551	15:32:45.803
4 -	49.079	25.551	1:14.630 (1)	95.46		15:34:00.433
5 -	49.271	26.295	1:15.566	94.28	0.936	15:35:15.999
6 -	49.033	25.678	1:14.711 (2)	95.36	0.081	15:36:30.710
7 -	49.652	25.978	1:15.630	94.20	1.000	15:37:46.340
8 -	49.539	25.598	1:15.137	94.82	0.507	15:39:01.477
9 -	49.892	25.571	1:15.463	94.41	0.833	15:40:16.940
10 -	51.147	25.730	1:16.877	92.67	2.247	15:41:33.817

P7		149 1000 David WILKINS		Yamaha R1 - TwoClicksOut Racing		
IDEAL LAP TIME : 1:14.847		BEST LAP TIME : 1:14.990		DIFFERENCE : 0.143		
LAP	SECTOR 1	SECTOR 2	LAP TIME	MPH	DIFF	TIME OF DAY
1 -		26.235	1:19.952	89.11	4.962	15:30:15.399
2 -	48.935	26.055	1:14.990 (1)	95.00		15:31:30.389
3 -	49.180	26.133	1:15.313 (2)	94.60	0.323	15:32:45.702
4 -	49.630	25.912	1:15.542	94.31	0.552	15:34:01.244
5 -	49.180	26.172	1:15.352 (3)	94.55	0.362	15:35:16.596
6 -	49.340	26.293	1:15.633	94.20	0.643	15:36:32.229
7 -	49.397	26.901	1:16.298	93.37	1.308	15:37:48.527
8 -	50.820	26.245	1:17.065	92.44	2.075	15:39:05.592
9 -	50.186	26.343	1:16.529	93.09	1.539	15:40:22.121
10 -	49.713	26.465	1:16.178	93.52	1.188	15:41:38.299

P8		175 1000 Arlindo PESTANA		BMW S1000RR - Pep's racing		
IDEAL LAP TIME : 1:16.419		BEST LAP TIME : 1:16.446		DIFFERENCE : 0.027		
LAP	SECTOR 1	SECTOR 2	LAP TIME	MPH	DIFF	TIME OF DAY
1 -		26.606	1:22.567	86.28	6.121	15:30:18.014
2 -	50.229	26.677	1:16.906	92.64	0.460	15:31:34.920
3 -	50.222	26.625	1:16.847 (3)	92.71	0.401	15:32:51.767
4 -	50.173	26.536	1:16.709 (2)	92.87	0.263	15:34:08.476
5 -	50.133	26.313	1:16.446 (1)	93.19		15:35:24.922
6 -	50.599	26.544	1:17.143	92.35	0.697	15:36:42.065
7 -	50.693	26.765	1:17.458	91.98	1.012	15:37:59.523
8 -	50.808	26.286	1:17.094	92.41	0.648	15:39:16.617
9 -	50.829	26.688	1:17.517	91.91	1.071	15:40:34.134
10 -	51.109	26.787	1:17.896	91.46	1.450	15:41:52.030

BMCRC - MRO Championships 2023 - Rnd 4 @ Donington Park

L&W Contractors BMCRC Rookie 600 & Rookie 1000

RACE 17 - SECTOR ANALYSIS



SECTOR 1 = FL to I1, SECTOR 2 = I1 to FL, DIFF = Difference To Personal Best Lap, P = Crossed Finish Line in Pit Lane, D = Time Disallowed

P9		123	1000	James VINCER	Kawasaki ZX 10 - A W RACING LTD						
IDEAL LAP TIME :		1:16.324		BEST LAP TIME :		1:16.324		DIFFERENCE :		0.000	
LAP	SECTOR 1	SECTOR 2		LAP TIME	MPH	DIFF	TIME OF DAY				
1 -		26.495		1:22.776	86.07	6.452	15:30:18.223				
2 -	51.145	27.156		1:18.301	90.99	1.977	15:31:36.524				
3 -	50.549	26.816		1:17.365	92.09	1.041	15:32:53.889				
4 -	50.667	27.297		1:17.964	91.38	1.640	15:34:11.853				
5 -	51.027	26.456		1:17.483	91.95	1.159	15:35:29.336				
6 -	50.099	26.225		1:16.324 (1)	93.34		15:36:45.660				
7 -	50.397	26.388		1:16.785 (3)	92.78	0.461	15:38:02.445				
8 -	50.976	26.618		1:17.594	91.81	1.270	15:39:20.039				
9 -	50.184	26.304		1:16.488 (2)	93.14	0.164	15:40:36.527				
10 -	50.322	26.708		1:17.030	92.49	0.706	15:41:53.557				

P10		163	1000	Riccardo BIGUZZI	BMW S1000RR - Riccardo's Travel						
IDEAL LAP TIME :		1:16.317		BEST LAP TIME :		1:16.373		DIFFERENCE :		0.056	
LAP	SECTOR 1	SECTOR 2		LAP TIME	MPH	DIFF	TIME OF DAY				
1 -		26.942		1:26.045	82.80	9.672	15:30:21.492				
2 -	51.002	27.391		1:18.393	90.88	2.020	15:31:39.885				
3 -	50.863	26.525		1:17.388	92.06	1.015	15:32:57.273				
4 -	50.834	26.614		1:17.448	91.99	1.075	15:34:14.721				
5 -	50.635	26.797		1:17.432	92.01	1.059	15:35:32.153				
6 -	49.792	26.581		1:16.373 (1)	93.28		15:36:48.526				
7 -	51.196	27.430		1:18.626	90.61	2.253	15:38:07.152				
8 -	50.018	26.811		1:16.829 (2)	92.73	0.456	15:39:23.981				
9 -	50.096	26.743		1:16.839 (3)	92.72	0.466	15:40:40.820				
10 -	50.548	26.668		1:17.216	92.26	0.843	15:41:58.036				

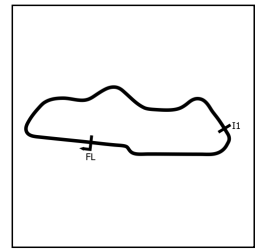
P11		187	1000	Scott DERMOTT	Yamaha R1 - TwoClicksOut Racing						
IDEAL LAP TIME :		1:16.651		BEST LAP TIME :		1:17.079		DIFFERENCE :		0.428	
LAP	SECTOR 1	SECTOR 2		LAP TIME	MPH	DIFF	TIME OF DAY				
1 -		26.423		1:23.902	84.91	6.823	15:30:19.349				
2 -	50.957	27.009		1:17.966	91.38	0.887	15:31:37.315				
3 -	50.878	26.382		1:17.260 (3)	92.21	0.181	15:32:54.575				
4 -	50.281	27.531		1:17.812	91.56	0.733	15:34:12.387				
5 -	50.878	26.668		1:17.546	91.87	0.467	15:35:29.933				
6 -	50.346	26.733		1:17.079 (1)	92.43		15:36:47.012				
7 -	51.924	26.370		1:18.294	90.99	1.215	15:38:05.306				
8 -	51.139	26.817		1:17.956	91.39	0.877	15:39:23.262				
9 -	50.543	27.238		1:17.781	91.59	0.702	15:40:41.043				
10 -	50.637	26.549		1:17.186 (2)	92.30	0.107	15:41:58.229				

P12		125	1000	Matthew CHAM	-						
IDEAL LAP TIME :				BEST LAP TIME :		1:17.032		DIFFERENCE :			
LAP	SECTOR 1	SECTOR 2		LAP TIME	MPH	DIFF	TIME OF DAY				
1 -				1:22.412	86.45	5.380	15:30:17.859				
2 -				1:18.919	90.27	1.887	15:31:36.778				
3 -				1:18.217	91.08	1.185	15:32:54.995				
4 -				1:18.392	90.88	1.360	15:34:13.387				
5 -				1:17.289 (3)	92.18	0.257	15:35:30.676				
6 -				1:17.119 (2)	92.38	0.087	15:36:47.795				
7 -				1:18.569	90.68	1.537	15:38:06.364				
8 -				1:18.079	91.24	1.047	15:39:24.443				
9 -				1:17.333	92.12	0.301	15:40:41.776				
10 -				1:17.032 (1)	92.48		15:41:58.808				

BMCRC - MRO Championships 2023 - Rnd 4 @ Donington Park

L&W Contractors BMCRC Rookie 600 & Rookie 1000

RACE 17 - SECTOR ANALYSIS



SECTOR 1 = FL to I1, SECTOR 2 = I1 to FL, DIFF = Difference To Personal Best Lap, P = Crossed Finish Line in Pit Lane, D = Time Disallowed

P13 61 600 Jason GAMBLE		Kawasaki ZX6R - #TeamRace				
IDEAL LAP TIME : 1:15.132		BEST LAP TIME : 1:15.281		DIFFERENCE : 0.149		
LAP	SECTOR 1	SECTOR 2	LAP TIME	MPH	DIFF	TIME OF DAY
1 -		26.253	1:43.738	68.67	28.457	15:30:39.185
2 -	50.002	26.757	1:16.759	92.81	1.478	15:31:55.944
3 -	49.663	26.614	1:16.277	93.40	0.996	15:33:12.221
4 -	49.192	26.341	1:15.533 (3)	94.32	0.252	15:34:27.754
5 -	49.899	26.226	1:16.125	93.59	0.844	15:35:43.879
6 -	49.293	25.988	1:15.281 (1)	94.64		15:36:59.160
7 -	49.357	26.058	1:15.415 (2)	94.47	0.134	15:38:14.575
8 -	50.063	26.714	1:16.777	92.79	1.496	15:39:31.352
9 -	50.295	25.940	1:16.235	93.45	0.954	15:40:47.587
10 -	49.633	26.030	1:15.663	94.16	0.382	15:42:03.250

P14 23 1000 Jason PAES		Aprilia RSV4 - J&R Electrical Ltd				
IDEAL LAP TIME : 1:16.515		BEST LAP TIME : 1:16.853		DIFFERENCE : 0.338		
LAP	SECTOR 1	SECTOR 2	LAP TIME	MPH	DIFF	TIME OF DAY
1 -		26.621	1:25.199	83.62	8.346	15:30:20.646
2 -	51.635	27.800	1:19.435	89.69	2.582	15:31:40.081
3 -	51.803	26.841	1:18.644	90.59	1.791	15:32:58.725
4 -	51.066	27.127	1:18.193	91.11	1.340	15:34:16.918
5 -	50.721	26.721	1:17.442 (3)	91.99	0.589	15:35:34.360
6 -	51.236	27.300	1:18.536	90.71	1.683	15:36:52.896
7 -	51.295	27.395	1:18.690	90.54	1.837	15:38:11.586
8 -	52.465	26.545	1:19.010	90.17	2.157	15:39:30.596
9 -	50.765	26.088	1:16.853 (1)	92.70		15:40:47.449
10 -	50.427	26.573	1:17.000 (2)	92.52	0.147	15:42:04.449

P15 81 1000 Dan HARTLE		Yamaha R1 2CR - #Teamrace				
IDEAL LAP TIME : 1:17.658		BEST LAP TIME : 1:17.668		DIFFERENCE : 0.010		
LAP	SECTOR 1	SECTOR 2	LAP TIME	MPH	DIFF	TIME OF DAY
1 -		26.987	1:25.115	83.70	7.447	15:30:20.562
2 -	51.445	27.917	1:19.362	89.77	1.694	15:31:39.924
3 -	51.092	26.830	1:17.922 (2)	91.43	0.254	15:32:57.846
4 -	50.862	26.806	1:17.668 (1)	91.73		15:34:15.514
5 -	50.943	27.339	1:18.282 (3)	91.01	0.614	15:35:33.796
6 -	51.297	27.296	1:18.593	90.65	0.925	15:36:52.389
7 -	51.367	27.487	1:18.854	90.35	1.186	15:38:11.243
8 -	52.341	26.824	1:19.165	89.99	1.497	15:39:30.408
9 -	51.749	27.127	1:18.876	90.32	1.208	15:40:49.284
10 -	50.852	27.516	1:18.368	90.91	0.700	15:42:07.652

P16 191 1000 Maurice DAVEY		Suzuki GSXR 1000 - M D racing				
IDEAL LAP TIME : 1:17.587		BEST LAP TIME : 1:17.679		DIFFERENCE : 0.092		
LAP	SECTOR 1	SECTOR 2	LAP TIME	MPH	DIFF	TIME OF DAY
1 -		27.332	1:24.895	83.92	7.216	15:30:20.342
2 -	51.393	27.963	1:19.356	89.78	1.677	15:31:39.698
3 -	51.927	26.838	1:18.765	90.45	1.086	15:32:58.463
4 -	51.145	26.854	1:17.999 (2)	91.34	0.320	15:34:16.462
5 -	50.833	26.846	1:17.679 (1)	91.71		15:35:34.141
6 -	51.299	27.119	1:18.418	90.85	0.739	15:36:52.559
7 -	51.371	27.018	1:18.389 (3)	90.88	0.710	15:38:10.948
8 -	53.347	26.754	1:20.101	88.94	2.422	15:39:31.049
9 -	51.414	27.025	1:18.439	90.83	0.760	15:40:49.488
10 -	51.060	27.403	1:18.463	90.80	0.784	15:42:07.951

BMCRC - MRO Championships 2023 - Rnd 4 @ Donington Park

L&W Contractors BMCRC Rookie 600 & Rookie 1000

RACE 17 - SECTOR ANALYSIS



SECTOR 1 = FL to I1, SECTOR 2 = I1 to FL, DIFF = Difference To Personal Best Lap, P = Crossed Finish Line in Pit Lane, D = Time Disallowed

P17 21 600 Toby FINNIS			Kawasaki ZX6R - NOKA RACING - PRIME/TWT			
IDEAL LAP TIME : 1:15.309		BEST LAP TIME : 1:15.370		DIFFERENCE : 0.061		
LAP	SECTOR 1	SECTOR 2	LAP TIME	MPH	DIFF	TIME OF DAY
1 -		26.931	1:47.459	66.30	32.089	15:30:42.906
2 -	50.218	26.621	1:16.839	92.72	1.469	15:31:59.745
3 -	50.389	26.509	1:16.898	92.65	1.528	15:33:16.643
4 -	49.202	26.168	1:15.370 (1)	94.52		15:34:32.013
5 -	49.341	26.298	1:15.639 (2)	94.19	0.269	15:35:47.652
6 -	49.584	26.224	1:15.808	93.98	0.438	15:37:03.460
7 -	50.526	26.819	1:17.345	92.11	1.975	15:38:20.805
8 -	49.639	26.107	1:15.746 (3)	94.05	0.376	15:39:36.551
9 -	50.422	26.335	1:16.757	92.82	1.387	15:40:53.308
10 -	50.017	26.977	1:16.994	92.53	1.624	15:42:10.302

P18 24 600 Callum MANLEY			Honda CBR600RR - Becs sweets			
IDEAL LAP TIME : 1:15.710		BEST LAP TIME : 1:15.867		DIFFERENCE : 0.157		
LAP	SECTOR 1	SECTOR 2	LAP TIME	MPH	DIFF	TIME OF DAY
1 -		26.649	1:46.460	66.92	30.593	15:30:41.907
2 -	50.910	27.063	1:17.973	91.37	2.106	15:31:59.880
3 -	51.025	27.148	1:18.173	91.13	2.306	15:33:18.053
4 -	49.926	26.427	1:16.353 (3)	93.31	0.486	15:34:34.406
5 -	49.803	26.795	1:16.598	93.01	0.731	15:35:51.004
6 -	49.923	26.736	1:16.659	92.93	0.792	15:37:07.663
7 -	49.492	26.375	1:15.867 (1)	93.90		15:38:23.530
8 -	49.692	26.218	1:15.910 (2)	93.85	0.043	15:39:39.440
9 -	49.788	26.606	1:16.394	93.26	0.527	15:40:55.834
10 -	49.656	26.791	1:16.447	93.19	0.580	15:42:12.281

P19 243 1000 Tony LE GALLEZ			Kawasaki ZX10R - Guttersnipe			
IDEAL LAP TIME : 1:18.957		BEST LAP TIME : 1:18.957		DIFFERENCE : 0.000		
LAP	SECTOR 1	SECTOR 2	LAP TIME	MPH	DIFF	TIME OF DAY
1 -		27.429	1:28.073	80.89	9.116	15:30:23.520
2 -	52.371	27.179	1:19.550 (3)	89.56	0.593	15:31:43.070
3 -	52.657	27.095	1:19.752	89.33	0.795	15:33:02.822
4 -	52.102	26.855	1:18.957 (1)	90.23		15:34:21.779
5 -	52.142	27.057	1:19.199 (2)	89.95	0.242	15:35:40.978
6 -	52.541	27.383	1:19.924	89.14	0.967	15:37:00.902
7 -	52.851	27.523	1:20.374	88.64	1.417	15:38:21.276
8 -	52.741	27.466	1:20.207	88.82	1.250	15:39:41.483
9 -	52.851	27.483	1:20.334	88.68	1.377	15:41:01.817
10 -	54.107	27.563	1:21.670	87.23	2.713	15:42:23.487

P20 231 600 James COLLINS			Triumph 675 Daytona - JC Racing			
IDEAL LAP TIME : 1:16.073		BEST LAP TIME : 1:16.073		DIFFERENCE : 0.000		
LAP	SECTOR 1	SECTOR 2	LAP TIME	MPH	DIFF	TIME OF DAY
1 -		27.681	1:47.716	66.14	31.643	15:30:43.163
2 -	50.176	26.823	1:16.999 (3)	92.52	0.926	15:32:00.162
3 -	51.026	26.980	1:18.006	91.33	1.933	15:33:18.168
4 -	49.576	26.497	1:16.073 (1)	93.65		15:34:34.241
5 -	49.797	27.186	1:16.983 (2)	92.54	0.910	15:35:51.224
6 -	49.824	28.428	1:18.252	91.04	2.179	15:37:09.476
7 -	51.072	27.320	1:18.392	90.88	2.319	15:38:27.868
8 -	51.081	26.798	1:17.879	91.48	1.806	15:39:45.747
9 -	52.126	27.392	1:19.518	89.59	3.445	15:41:05.265
10 -	51.966	27.755	1:19.721	89.36	3.648	15:42:24.986

BMCRC - MRO Championships 2023 - Rnd 4 @ Donington Park

L&W Contractors BMCRC Rookie 600 & Rookie 1000

RACE 17 - SECTOR ANALYSIS



SECTOR 1 = FL to I1, SECTOR 2 = I1 to FL, DIFF = Difference To Personal Best Lap, P = Crossed Finish Line in Pit Lane, D = Time Disallowed

P21		14 1000		Alex YIANNI		BMW S1000 RR -	
IDEAL LAP TIME : 1:19.943		BEST LAP TIME : 1:20.246		DIFFERENCE : 0.303			
LAP	SECTOR 1	SECTOR 2	LAP TIME	MPH	DIFF	TIME OF DAY	
1 -		28.572	1:28.041	80.92	7.795	15:30:23.488	
2 -	53.972	27.835	1:21.807	87.09	1.561	15:31:45.295	
3 -	52.487	27.822	1:20.309 (3)	88.71	0.063	15:33:05.604	
4 -	53.238	27.478	1:20.716	88.26	0.470	15:34:26.320	
5 -	53.260	27.928	1:21.188	87.75	0.942	15:35:47.508	
6 -	52.790	27.456	1:20.246 (1)	88.78		15:37:07.754	
7 -	52.537	28.353	1:20.890	88.07	0.644	15:38:28.644	
8 -	53.155	27.486	1:20.641	88.35	0.395	15:39:49.285	
9 -	52.615	27.635	1:20.250 (2)	88.78	0.004	15:41:09.535	
10 -	1:07.061	36.282	1:43.343	68.94	23.097	15:42:52.878	

P22		4 600		Kallum BEDWELL		Yamaha R6 - CTHL-Connected to homes ltd	
IDEAL LAP TIME : 1:17.424		BEST LAP TIME : 1:17.558		DIFFERENCE : 0.134			
LAP	SECTOR 1	SECTOR 2	LAP TIME	MPH	DIFF	TIME OF DAY	
1 -		27.541	1:50.553	64.44	32.995	15:30:46.000	
2 -	53.115	27.225	1:20.340	88.68	2.782	15:32:06.340	
3 -	51.394	26.795	1:18.189	91.12	0.631	15:33:24.529	
4 -	52.122	27.014	1:19.136	90.03	1.578	15:34:43.665	
5 -	51.320	26.238	1:17.558 (1)	91.86		15:36:01.223	
6 -	51.186	26.674	1:17.860	91.50	0.302	15:37:19.083	
7 -	51.775	26.702	1:18.477	90.78	0.919	15:38:37.560	
8 -	51.397	26.436	1:17.833 (3)	91.53	0.275	15:39:55.393	
9 -	51.268	26.379	1:17.647 (2)	91.75	0.089	15:41:13.040	

P23		606 600		Jake ANDERTON		Honda CBR600RR - CurrentElec Racing	
IDEAL LAP TIME : 1:17.376		BEST LAP TIME : 1:17.397		DIFFERENCE : 0.021			
LAP	SECTOR 1	SECTOR 2	LAP TIME	MPH	DIFF	TIME OF DAY	
1 -		27.507	1:50.728	64.34	33.331	15:30:46.175	
2 -	52.238	27.305	1:19.543	89.56	2.146	15:32:05.718	
3 -	51.647	27.419	1:19.066	90.11	1.669	15:33:24.784	
4 -	51.663	27.421	1:19.084	90.08	1.687	15:34:43.868	
5 -	51.359	26.853	1:18.212 (3)	91.09	0.815	15:36:02.080	
6 -	51.239	27.638	1:18.877	90.32	1.480	15:37:20.957	
7 -	51.152	26.688	1:17.840 (2)	91.52	0.443	15:38:38.797	
8 -	51.505	26.745	1:18.250	91.04	0.853	15:39:57.047	
9 -	50.688	26.709	1:17.397 (1)	92.05		15:41:14.444	

P24		43 600		Paul NIELD		Honda CBR600RR -	
IDEAL LAP TIME : 1:18.036		BEST LAP TIME : 1:18.694		DIFFERENCE : 0.658			
LAP	SECTOR 1	SECTOR 2	LAP TIME	MPH	DIFF	TIME OF DAY	
1 -		27.512	1:49.748	64.91	31.054	15:30:45.195	
2 -	52.318	27.345	1:19.663	89.43	0.969	15:32:04.858	
3 -	51.579	27.635	1:19.214	89.94	0.520	15:33:24.072	
4 -	51.825	27.220	1:19.045	90.13	0.351	15:34:43.117	
5 -	51.463	27.293	1:18.756 (2)	90.46	0.062	15:36:01.873	
6 -	51.082	27.774	1:18.856 (3)	90.35	0.162	15:37:20.729	
7 -	51.740	26.954	1:18.694 (1)	90.53		15:38:39.423	
8 -	52.290	27.813	1:20.103	88.94	1.409	15:39:59.526	
9 -	52.072	27.803	1:19.875	89.19	1.181	15:41:19.401	

BMCRC - MRO Championships 2023 - Rnd 4 @ Donington Park

L&W Contractors BMCRC Rookie 600 & Rookie 1000

RACE 17 - SECTOR ANALYSIS



SECTOR 1 = FL to I1, SECTOR 2 = I1 to FL, DIFF = Difference To Personal Best Lap, P = Crossed Finish Line in Pit Lane, D = Time Disallowed

P25 413 600 Paul CONSTANTINE		Kawasaki ZX6R -				
IDEAL LAP TIME : 1:19.829		BEST LAP TIME : 1:20.378				
		DIFFERENCE : 0.549				
LAP	SECTOR 1	SECTOR 2	LAP TIME	MPH	DIFF	TIME OF DAY
1 -		27.710	1:52.231	63.48	31.853	15:30:47.678
2 -	52.711	27.766	1:20.477 (2)	88.53	0.099	15:32:08.155
3 -	52.946	28.127	1:21.073	87.87	0.695	15:33:29.228
4 -	53.882	28.053	1:21.935	86.95	1.557	15:34:51.163
5 -	53.801	27.644	1:21.445	87.47	1.067	15:36:12.608
6 -	52.983	27.805	1:20.788	88.18	0.410	15:37:33.396
7 -	53.130	27.248	1:20.378 (1)	88.63		15:38:53.774
8 -	52.709	28.075	1:20.784 (3)	88.19	0.406	15:40:14.558
9 -	53.767	27.120	1:20.887	88.08	0.509	15:41:35.445

P26 7 600 Darren TAYLOR		Kawasaki ZX6R -				
IDEAL LAP TIME : 1:22.228		BEST LAP TIME : 1:22.499				
		DIFFERENCE : 0.271				
LAP	SECTOR 1	SECTOR 2	LAP TIME	MPH	DIFF	TIME OF DAY
1 -		29.034	1:54.736	62.09	32.237	15:30:50.183
2 -	54.871	28.754	1:23.625	85.19	1.126	15:32:13.808
3 -	55.063	28.921	1:23.984	84.83	1.485	15:33:37.792
4 -	54.323	28.569	1:22.892	85.95	0.393	15:35:00.684
5 -	54.740	28.382	1:23.122	85.71	0.623	15:36:23.806
6 -	54.230	28.530	1:22.760 (3)	86.08	0.261	15:37:46.566
7 -	54.250	28.298	1:22.548 (2)	86.30	0.049	15:39:09.114
8 -	54.209	28.736	1:22.945	85.89	0.446	15:40:32.059
9 -	53.930	28.569	1:22.499 (1)	86.36		15:41:54.558

P27 52 600 Spencer CARRINGTON		Yamaha R6 - Seton Tuning				
IDEAL LAP TIME : 1:21.926		BEST LAP TIME : 1:21.926				
		DIFFERENCE : 0.000				
LAP	SECTOR 1	SECTOR 2	LAP TIME	MPH	DIFF	TIME OF DAY
1 -		28.941	1:54.841	62.03	32.915	15:30:50.288
2 -	55.097	29.554	1:24.651	84.16	2.725	15:32:14.939
3 -	54.421	29.131	1:23.552	85.27	1.626	15:33:38.491
4 -	54.382	28.514	1:22.896	85.94	0.970	15:35:01.387
5 -	55.014	28.607	1:23.621	85.20	1.695	15:36:25.008
6 -	54.222	28.372	1:22.594 (2)	86.26	0.668	15:37:47.602
7 -	54.022	27.904	1:21.926 (1)	86.96		15:39:09.528
8 -	54.260	29.508	1:23.768	85.05	1.842	15:40:33.296
9 -	54.400	28.373	1:22.773 (3)	86.07	0.847	15:41:56.069

P28 916 600 Adam FREWIN		Yamaha R6 - Dickens Cider				
IDEAL LAP TIME : 1:23.068		BEST LAP TIME : 1:23.125				
		DIFFERENCE : 0.057				
LAP	SECTOR 1	SECTOR 2	LAP TIME	MPH	DIFF	TIME OF DAY
1 -		28.688	1:56.043	61.39	32.918	15:30:51.490
2 -	54.847	29.336	1:24.183	84.63	1.058	15:32:15.673
3 -	54.393	29.062	1:23.455 (3)	85.37	0.330	15:33:39.128
4 -	54.423	28.982	1:23.405 (2)	85.42	0.280	15:35:02.533
5 -	54.450	28.675	1:23.125 (1)	85.70		15:36:25.658
6 -	55.627	29.785	1:25.412	83.41	2.287	15:37:51.070
7 -	55.648	29.298	1:24.946	83.87	1.821	15:39:16.016
8 -	56.136	29.805	1:25.941	82.90	2.816	15:40:41.957
9 -	55.663	29.855	1:25.518	83.31	2.393	15:42:07.475

BMCRC - MRO Championships 2023 - Rnd 4 @ Donington Park

L&W Contractors BMCRC Rookie 600 & Rookie 1000

RACE 17 - SECTOR ANALYSIS



SECTOR 1 = FL to I1, SECTOR 2 = I1 to FL, DIFF = Difference To Personal Best Lap, P = Crossed Finish Line in Pit Lane, D = Time Disallowed

P29 395 600 William NICHOLLS		Yamaha R6 - Will Nicholls Farriery				
IDEAL LAP TIME : 1:24.480		BEST LAP TIME : 1:24.935		DIFFERENCE : 0.455		
LAP	SECTOR 1	SECTOR 2	LAP TIME	MPH	DIFF	TIME OF DAY
1 -		31.396	2:00.056	59.34	35.121	15:30:55.503
2 -	58.694	29.809	1:28.503	80.50	3.568	15:32:24.006
3 -	56.525	30.114	1:26.639	82.23	1.704	15:33:50.645
4 -	56.489	29.567	1:26.056 (2)	82.79	1.121	15:35:16.701
5 -	55.494	29.441	1:24.935 (1)	83.88		15:36:41.636
6 -	57.542	28.986	1:26.528	82.33	1.593	15:38:08.164
7 -	56.995	29.649	1:26.644	82.22	1.709	15:39:34.808
8 -	56.462	29.920	1:26.382 (3)	82.47	1.447	15:41:01.190
9 -	56.831	30.130	1:26.961	81.92	2.026	15:42:28.151

P30 36 1000 Alan MORGAN		Suzuki GSXR 1000 - Little Duck Racing				
IDEAL LAP TIME : 1:17.213		BEST LAP TIME : 1:17.554		DIFFERENCE : 0.341		
LAP	SECTOR 1	SECTOR 2	LAP TIME	MPH	DIFF	TIME OF DAY
1 -		26.513	1:22.178	86.69	4.624	15:30:17.625
2 -	51.376	26.765	1:18.141	91.17	0.587	15:31:35.766
3 -	50.801	26.755	1:17.556 (2)	91.86	0.002	15:32:53.322
4 -	50.975	27.199	1:18.174	91.13	0.620	15:34:11.496
5 -	51.071	26.591	1:17.662	91.73	0.108	15:35:29.158
6 -	50.762	26.848	1:17.610 (3)	91.80	0.056	15:36:46.768
7 -	51.426	26.524	1:17.950	91.40	0.396	15:38:04.718
8 -	51.346	26.558	1:17.904	91.45	0.350	15:39:22.622
9 -	50.709	26.845	1:17.554 (1)	91.86		15:40:40.176

P31 45 1000 Glenn SMITH		Kawasaki ZX10R - Team Blumpkin Racing				
IDEAL LAP TIME : 1:20.116		BEST LAP TIME : 1:20.116		DIFFERENCE : 0.000		
LAP	SECTOR 1	SECTOR 2	LAP TIME	MPH	DIFF	TIME OF DAY
1 -		28.410	1:28.276	80.70	8.160	15:30:23.723
2 -	52.928	28.185	1:21.113 (3)	87.83	0.997	15:31:44.836
3 -	52.079	28.037	1:20.116 (1)	88.92		15:33:04.952
4 -	52.705	28.060	1:20.765 (2)	88.21	0.649	15:34:25.717
5 -	53.094	28.726	1:21.820	87.07	1.704	15:35:47.537
6 -	53.389	IN PIT	1:40.746 P	70.71	20.630	15:37:28.283

P32 115 600 Brian MAHER		Yamaha R6 -				
IDEAL LAP TIME : 1:16.513		BEST LAP TIME : 1:16.543		DIFFERENCE : 0.030		
LAP	SECTOR 1	SECTOR 2	LAP TIME	MPH	DIFF	TIME OF DAY
1 -		27.182	1:46.280	67.03	29.737	15:30:41.727
2 -	50.319	27.610	1:17.929	91.42	1.386	15:31:59.656
3 -	51.212	26.543	1:17.755 (3)	91.62	1.212	15:33:17.411
4 -	50.076	26.467	1:16.543 (1)	93.08		15:34:33.954
5 -	50.930	26.437	1:17.367 (2)	92.08	0.824	15:35:51.321

P33 65 600 Frank MONTINI		Triumph 675R - Sara Johnson				
IDEAL LAP TIME :		BEST LAP TIME :		DIFFERENCE :		
LAP	SECTOR 1	SECTOR 2	LAP TIME	MPH	DIFF	TIME OF DAY
1 -		IN PIT	2:09.398 P	55.05		15:31:04.845

BMCRC - MRO Championships 2023 - Rnd 4 @ Donington Park

L&W Contractors BMCRC Rookie 600 & Rookie 1000

RACE 17 - BEST SECTORS

SECTOR 1			SECTOR 2			IDEAL / BEST COMPARISON						
POS	NO	NAME	TIME	NO	NAME	TIME	POS	NO	NAME	IDEAL	BEST	DIFF
									PERFECT LAP	1:12.231		
1	12	BEDWELL	47.336	12	BEDWELL	24.895	1	12	BEDWELL	1:12.231	1:12.355	0.124
2	17	LAYTON	47.706	17	LAYTON	25.288	2	17	LAYTON	1:12.994	1:13.052	0.058
3	56	HARRIS	47.760	100	CRANSTONE	25.307	3	87	THOMPSON	1:13.315	1:13.448	0.133
4	87	THOMPSON	47.882	87	THOMPSON	25.433	4	56	HARRIS	1:13.374	1:13.751	0.377
5	100	CRANSTONE	48.092	801	MARSHALL	25.551	5	100	CRANSTONE	1:13.399	1:13.510	0.111
6	149	WILKINS	48.935	56	HARRIS	25.614	6	801	MARSHALL	1:14.584	1:14.630	0.046
7	801	MARSHALL	49.033	149	WILKINS	25.912	7	149	WILKINS	1:14.847	1:14.990	0.143
8	61	GAMBLE	49.192	61	GAMBLE	25.940	8	61	GAMBLE	1:15.132	1:15.281	0.149
9	21	FINNIS	49.202	23	PAES	26.088	9	21	FINNIS	1:15.309	1:15.370	0.061
10	24	MANLEY	49.492	21	FINNIS	26.107	10	24	MANLEY	1:15.710	1:15.867	0.157
11	231	COLLINS	49.576	24	MANLEY	26.218	11	231	COLLINS	1:16.073	1:16.073	0.000
12	163	BIGUZZI	49.792	123	VINCER	26.225	12	163	BIGUZZI	1:16.317	1:16.373	0.056
13	115	MAHER	50.076	4	BEDWELL	26.238	13	123	VINCER	1:16.324	1:16.324	0.000
14	123	VINCER	50.099	175	PESTANA	26.286	14	175	PESTANA	1:16.419	1:16.446	0.027
15	175	PESTANA	50.133	187	DERMOTT	26.370	15	115	MAHER	1:16.513	1:16.543	0.030
16	187	DERMOTT	50.281	115	MAHER	26.437	16	23	PAES	1:16.515	1:16.853	0.338
17	23	PAES	50.427	231	COLLINS	26.497	17	187	DERMOTT	1:16.651	1:17.079	0.428
18	606	ANDERTON	50.688	36	MORGAN	26.513	18	36	MORGAN	1:17.213	1:17.554	0.341
19	36	MORGAN	50.700	163	BIGUZZI	26.525	19	606	ANDERTON	1:17.376	1:17.397	0.021
20	191	DAVEY	50.833	606	ANDERTON	26.688	20	4	BEDWELL	1:17.424	1:17.558	0.134
21	81	HARTLE	50.852	191	DAVEY	26.754	21	191	DAVEY	1:17.587	1:17.679	0.092
22	43	NIELD	51.082	81	HARTLE	26.806	22	81	HARTLE	1:17.658	1:17.668	0.010
23	4	BEDWELL	51.186	243	LE GALLEZ	26.855	23	43	NIELD	1:18.036	1:18.694	0.658
24	45	SMITH	52.079	43	NIELD	26.954	24	243	LE GALLEZ	1:18.957	1:18.957	0.000
25	243	LE GALLEZ	52.102	413	CONSTANTINE	27.120	25	413	CONSTANTINE	1:19.829	1:20.378	0.549
26	14	YIANNI	52.487	14	YIANNI	27.456	26	14	YIANNI	1:19.943	1:20.246	0.303
27	413	CONSTANTINE	52.709	52	CARRINGTON	27.904	27	45	SMITH	1:20.116	1:20.116	0.000
28	7	TAYLOR	53.930	45	SMITH	28.037	28	52	CARRINGTON	1:21.926	1:21.926	0.000
29	52	CARRINGTON	54.022	7	TAYLOR	28.298	29	7	TAYLOR	1:22.228	1:22.499	0.271
30	916	FREWIN	54.393	916	FREWIN	28.675	30	916	FREWIN	1:23.068	1:23.125	0.057
31	395	NICHOLLS	55.494	395	NICHOLLS	28.986	31	395	NICHOLLS	1:24.480	1:24.935	0.455
32							32	65	MONTINI			
33							33	125	CHAM		1:17.032	

BMCRC - MRO Championships 2023 - Rnd 4 @ Donington Park

L&W Contractors BMCRC Rookie 600 & Rookie 1000

RACE 17 - STATISTICS

Competitors Started 33
Planned Start 2023-06-04 @ 15:30:00.000
Actual Start 2023-06-04 @ 15:28:55.446
Finish Time 2023-06-04 @ 15:41:09.910
Track Length 1.9790mi.
Total Laps 303
Total Distance Covered 599.6573mi.

Session Fastest Lap History

NO	CL	NAME	LAP TIME	TIME OF DAY	LAP	VEHICLE
12	1000	Duncan BEDWELL	1:12.464	15:31:24.420	2	Kawasaki ZX10R
12	1000	Duncan BEDWELL	1:12.355	15:32:36.774	3	Kawasaki ZX10R

Session Leader History

NO	CL	NAME	FROM LAP	LAPS LED	DISTANCE	VEHICLE
12	1000	Duncan BEDWELL	1	10	19.75 miles	Kawasaki ZX10R

Flag History

TYPE	TIME OF DAY
GREEN	15:28:55.446
FINISH	15:41:09.910

Flag Statistics

TYPE	COUNT	TOTAL LAPS	TOTAL TIME
Green	1	10	14:09.068
Red	0	0	0.000
Safety Car	0	0	0.000
FCY	0	0	0.000

BMCRC - MRO Championships 2023 - Rnd 4 @ Donington Park

L&W Contractors BMCRC Rookie 600 & Rookie 1000

RACE 17 - STATISTICS

CLASS : 1000

19 Starters

Fastest Lap History

NO	NAME	LAP TIME	TIME OF DAY	LAP	VEHICLE
12	Duncan BEDWELL	1:12.464	15:31:24.420	2	Kawasaki ZX10R
12	Duncan BEDWELL	1:12.355	15:32:36.774	3	Kawasaki ZX10R

Leader History

NO	NAME	FROM LAP	LAPS LED	DISTANCE	VEHICLE
12	Duncan BEDWELL	1	10	19.75 miles	Kawasaki ZX10R

BMCRC - MRO Championships 2023 - Rnd 4 @ Donington Park

L&W Contractors BMCRC Rookie 600 & Rookie 1000

RACE 17 - STATISTICS

CLASS : 600

14 Starters

Fastest Lap History

NO	NAME	LAP TIME	TIME OF DAY	LAP	VEHICLE
61	Jason GAMBLE	1:16.759	15:31:55.966	2	Kawasaki ZX6R
61	Jason GAMBLE	1:16.277	15:33:12.242	3	Kawasaki ZX6R
61	Jason GAMBLE	1:15.533	15:34:27.776	4	Kawasaki ZX6R
21	Toby FINNIS	1:15.370	15:34:32.046	4	Kawasaki ZX6R
61	Jason GAMBLE	1:15.281	15:36:59.181	6	Kawasaki ZX6R

Leader History

NO	NAME	FROM LAP	LAPS LED	DISTANCE	VEHICLE
61	Jason GAMBLE	1	10	19.75 miles	Kawasaki ZX6R



BMCRC F1 & F2 SIDECARS



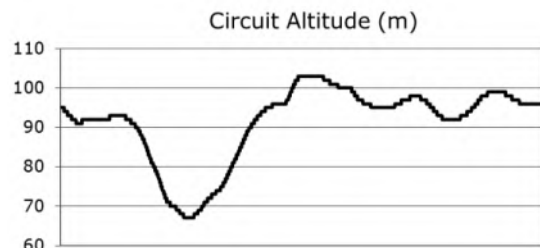
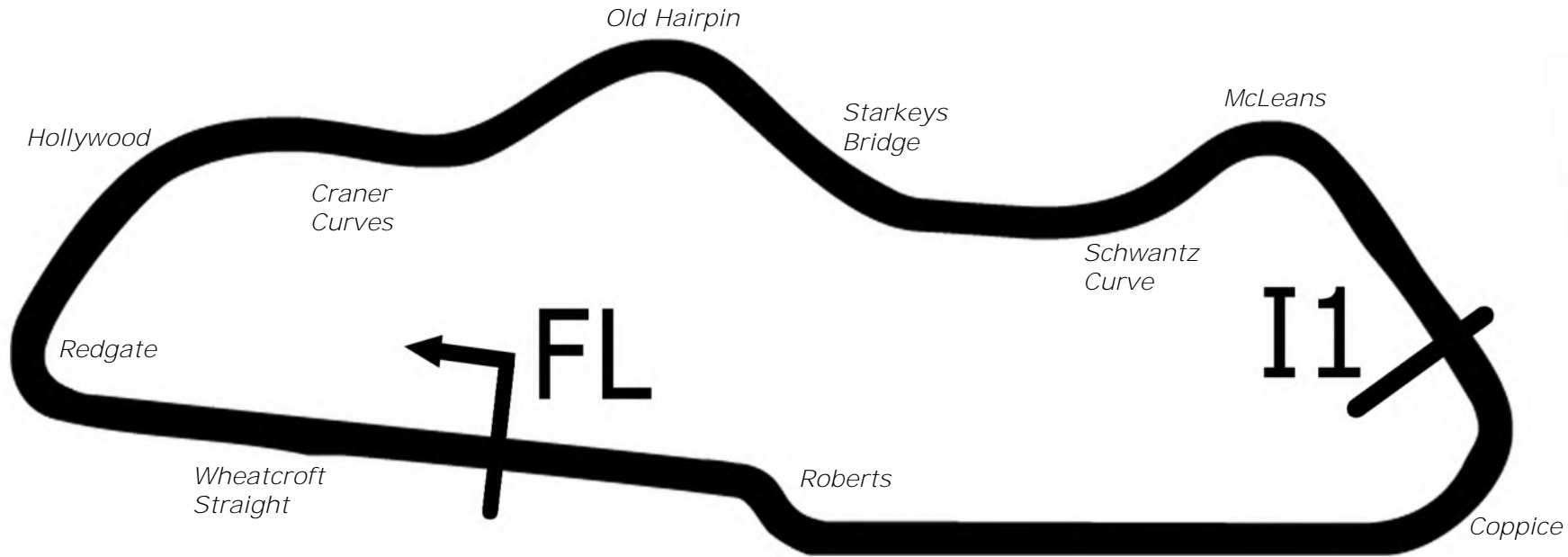
BMCRC-MRO Championships - Round 4
Donington Park National
3rd / 4th June 2023



Timing & Results Provided by Timing Solutions Ltd

www.tsl-timing.com

Donington Park National



Length	1.9790 miles	3185.0 m	
FL		52.82971 N	1.37867 W
I1	2096m	52.82978 N	1.36508 W
Pit Entry	3100m	52.82951 N	1.37832 W
Pit Exit	229m after FL	52.82996 N	1.38205 W
Pit Entry-Pit Exit 256m, 18.4s @50kph, 15.3s @60kph			

All results available at www.tsl-timing.com

BMCRC - MRO Championships 2023 - Rnd 4 @ Donington Park

BMCRC F1 & F2 Sidecars

QUALIFYING - CLASSIFICATION



POS	NO	CL	PIC NAME	ENTRY	TIME	ON	LAPS	GAP	DIFF	MPH
1	17	F2	1 CRAWFORD / HARDIE	LCR Suzuki - ABS Racing	1:12.924	8	8			97.69
2	11	F1	1 GILBERT / HILDIGE	Ryde 1000 - West Ewell fencing	1:14.942	3	5	2.018	2.018	95.06
3	100	F1	2 STEVENS / STEVENS	Ryde Yamaha R6 -	1:18.986	5	6	6.062	4.044	90.20
4	117*	F1	3 POTTINGER / DODD	LCR Yamaha - GB Precision Eng/Opal Fabrication	1:19.161	5	7	6.237	0.175	90.00
5	84	F1	4 LAIDLOW / LAIDLOW	Yamaha R6 - Marin motorsport	1:19.227	7	7	6.303	0.066	89.92
6	37*	F2	2 MORPHET / REILLY	LCR Suzuki -	1:20.073	5	7	7.149	0.846	88.97
7	7	F2	3 PEARSON / DODD	LCR Suzuki - Sesku Scaffolding	1:20.384	5	6	7.460	0.311	88.63
8	65	F1	5 FAIERS / PLUCKROSE	Dean Ryde Yamaha R6 - AWracing ltd	1:26.383	4	7	13.459	5.999	82.47
9	67	F1	6 JEFFREY / FIELD	Windle F1 - MJP/wesso racing	1:26.542	7	7	13.618	0.159	82.32
10	19	F1	7 MACBRIDE / EDWARDS	LCR Yamaha R6 - Lifesafety Motorsport	1:37.213	5	6	24.289	10.671	73.28
11	95	F2	4 REMNANT / TILLEY	Lumley Kawasaki -	1:41.393	2	3	28.469	4.180	70.26
12	188	F1	8 BEST / WATT	LCR Kawasaki - Ecosse Consulting Lts	11:09.912	1	1	9:56.988	9:28.519	10.63

#37 - No working transponder, please fix for racing.

#117 - Low transponder battery, please charge.

Weather / Track : Bright / Dry

These results are provisional until the conclusion of any judicial and technical matters.

Donington Park National: 1.9790 miles

Date: 03/06/2023 Start: 08:59 Finish: 09:09

Clerk Of Course :

Stewards :

Timekeeper : Richard Evans

Results can be found at www.tsl-timing.com

Printed - 09:11 Saturday, 03 June 2023



BMCRC - MRO Championships 2023 - Rnd 4 @ Donington Park

BMCRC F1 & F2 Sidecars

QUALIFYING - SECTOR ANALYSIS



SECTOR 1 = FL to I1, SECTOR 2 = I1 to FL, DIFF = Difference To Personal Best Lap, P = Crossed Finish Line in Pit Lane, D = Time Disallowed

P1		17 F2		CRAWFORD / HARDIE		LCR Suzuki - ABS Racing	
IDEAL LAP TIME : 1:12.924		BEST LAP TIME : 1:12.924		DIFFERENCE : 0.000			
LAP	SECTOR 1	SECTOR 2	LAP TIME	MPH	DIFF	TIME OF DAY	
1 -	1:00.520	28.358	1:28.878	80.16	15.954	09:01:39.443	
2 -	50.851	27.242	1:18.093	91.23	5.169	09:02:57.536	
3 -	48.612	26.409	1:15.021 (3)	94.96	2.097	09:04:12.557	
4 -	47.789	28.211	1:16.000	93.74	3.076	09:05:28.557	
5 -	47.729	27.838	1:15.567	94.28	2.643	09:06:44.124	
6 -	52.315	26.976	1:19.291	89.85	6.367	09:08:03.415	
7 -	47.115	26.100	1:13.215 (2)	97.31	0.291	09:09:16.630	
8 -	47.030	25.894	1:12.924 (1)	97.69		09:10:29.554	

P2		11 F1		GILBERT / HILDIGE		Ryde 1000 - West Ewell fencing	
IDEAL LAP TIME : 1:14.942		BEST LAP TIME : 1:14.942		DIFFERENCE : 0.000			
LAP	SECTOR 1	SECTOR 2	LAP TIME	MPH	DIFF	TIME OF DAY	
1 -	54.479	27.999	1:22.478	86.38	7.536	09:01:17.467	
2 -	49.405	27.257	1:16.662 (3)	92.93	1.720	09:02:34.129	
3 -	48.172	26.770	1:14.942 (1)	95.06		09:03:49.071	
4 -	49.440	27.012	1:16.452 (2)	93.19	1.510	09:05:05.523	
5 -	49.317	IN PIT	1:30.435 P	78.78	15.493	09:06:35.958	

P3		100 F1		STEVENS / STEVENS		Ryde Yamaha R6 -	
IDEAL LAP TIME : 1:18.986		BEST LAP TIME : 1:18.986		DIFFERENCE : 0.000			
LAP	SECTOR 1	SECTOR 2	LAP TIME	MPH	DIFF	TIME OF DAY	
1 -	1:06.691	34.421	1:41.112	70.46	22.126	09:01:45.967	
2 -	59.765	31.903	1:31.668	77.72	12.682	09:03:17.635	
3 -	54.722	29.508	1:24.230 (3)	84.58	5.244	09:04:41.865	
4 -	52.237	28.269	1:20.506 (2)	88.49	1.520	09:06:02.371	
5 -	50.954	28.032	1:18.986 (1)	90.20		09:07:21.357	
6 -	56.415	IN PIT	1:32.074 P	77.37	13.088	09:08:53.431	

P4		117 F1		POTTINGER / DODD		LCR Yamaha - GB Precision Eng/Opal Fabrication	
IDEAL LAP TIME : 1:18.804		BEST LAP TIME : 1:19.161		DIFFERENCE : 0.357			
LAP	SECTOR 1	SECTOR 2	LAP TIME	MPH	DIFF	TIME OF DAY	
1 -	1:05.849	34.495	1:40.344	71.00	21.183	09:01:47.180	
2 -	58.849	29.680	1:28.529	80.47	9.368	09:03:15.709	
3 -	53.219	29.929	1:23.148	85.68	3.987	09:04:38.857	
4 -	51.463	28.368	1:19.831 (3)	89.24	0.670	09:05:58.688	
5 -	51.093	28.068	1:19.161 (1)	90.00		09:07:17.849	
6 -	55.394	29.192	1:24.586	84.22	5.425	09:08:42.435	
7 -	50.736	28.839	1:19.575 (2)	89.53	0.414	09:10:02.010	

P5		84 F1		LAIDLAW / LAIDLAW		Yamaha R6 - Marin motorsport	
IDEAL LAP TIME : 1:19.150		BEST LAP TIME : 1:19.227		DIFFERENCE : 0.077			
LAP	SECTOR 1	SECTOR 2	LAP TIME	MPH	DIFF	TIME OF DAY	
1 -	1:02.164	31.505	1:33.669	76.06	14.442	09:02:08.803	
2 -	56.416	29.530	1:25.946	82.89	6.719	09:03:34.749	
3 -	54.119	28.473	1:22.592	86.26	3.365	09:04:57.341	
4 -	52.318	28.187	1:20.505	88.49	1.278	09:06:17.846	
5 -	51.648	28.178	1:19.826 (2)	89.25	0.599	09:07:37.672	
6 -	51.864	28.313	1:20.177 (3)	88.86	0.950	09:08:57.849	
7 -	50.972	28.255	1:19.227 (1)	89.92		09:10:17.076	

BMCRC - MRO Championships 2023 - Rnd 4 @ Donington Park

BMCRC F1 & F2 Sidecars

QUALIFYING - SECTOR ANALYSIS



SECTOR 1 = FL to I1, SECTOR 2 = I1 to FL, DIFF = Difference To Personal Best Lap, P = Crossed Finish Line in Pit Lane, D = Time Disallowed

P6 37 F2 MORPHET / REILLY		LCR Suzuki -				
IDEAL LAP TIME :		BEST LAP TIME : 1:20.073		DIFFERENCE :		
LAP	SECTOR 1	SECTOR 2	LAP TIME	MPH	DIFF	TIME OF DAY
1 -			1:36.377	73.92	16.304	09:01:46.100
2 -			1:25.882	82.95	5.809	09:03:11.982
3 -			1:23.963	84.85	3.890	09:04:35.945
4 -			1:20.542 (3)	88.45	0.469	09:05:56.487
5 -			1:20.073 (1)	88.97		09:07:16.560
6 -			1:20.722	88.26	0.649	09:08:37.282
7 -			1:20.388 (2)	88.62	0.315	09:09:57.670

P7 7 F2 PEARSON / DODD		LCR Suzuki - Sesku Scaffolding				
IDEAL LAP TIME : 1:20.384		BEST LAP TIME : 1:20.384		DIFFERENCE : 0.000		
LAP	SECTOR 1	SECTOR 2	LAP TIME	MPH	DIFF	TIME OF DAY
1 -	1:04.812	32.687	1:37.499	73.07	17.115	09:01:45.716
2 -	55.684	30.011	1:25.695	83.13	5.311	09:03:11.411
3 -	52.868	29.699	1:22.567 (3)	86.28	2.183	09:04:33.978
4 -	53.190	28.687	1:21.877 (2)	87.01	1.493	09:05:55.855
5 -	52.000	28.384	1:20.384 (1)	88.63		09:07:16.239
6 -	59.328	33.239	1:32.567	76.96	12.183	09:08:48.806

P8 65 F1 FAIERS / PLUCKROSE		Dean Ryde Yamaha R6 - AWracing ltd				
IDEAL LAP TIME : 1:25.865		BEST LAP TIME : 1:26.383		DIFFERENCE : 0.518		
LAP	SECTOR 1	SECTOR 2	LAP TIME	MPH	DIFF	TIME OF DAY
1 -	1:06.719	30.508	1:37.227	73.27	10.844	09:01:42.447
2 -	57.825	30.927	1:28.752	80.27	2.369	09:03:11.199
3 -	57.648	31.234	1:28.882	80.15	2.499	09:04:40.081
4 -	56.308	30.075	1:26.383 (1)	82.47		09:06:06.464
5 -	56.253	30.317	1:26.570 (3)	82.29	0.187	09:07:33.034
6 -	56.610	29.962	1:26.572	82.29	0.189	09:08:59.606
7 -	55.903	30.637	1:26.540 (2)	82.32	0.157	09:10:26.146

P9 67 F1 JEFFREY / FIELD		Windle F1 - MJP/wesso racing				
IDEAL LAP TIME : 1:26.542		BEST LAP TIME : 1:26.542		DIFFERENCE : 0.000		
LAP	SECTOR 1	SECTOR 2	LAP TIME	MPH	DIFF	TIME OF DAY
1 -	1:11.426	35.512	1:46.938	66.62	20.396	09:02:02.489
2 -	1:02.014	33.202	1:35.216	74.82	8.674	09:03:37.705
3 -	58.802	32.639	1:31.441	77.91	4.899	09:05:09.146
4 -	57.918	31.009	1:28.927	80.11	2.385	09:06:38.073
5 -	57.771	30.825	1:28.596 (3)	80.41	2.054	09:08:06.669
6 -	57.199	30.476	1:27.675 (2)	81.26	1.133	09:09:34.344
7 -	56.725	29.817	1:26.542 (1)	82.32		09:11:00.886

P10 19 F1 MACBRIDE / EDWARDS		LCR Yamaha R6 - Lifesafety Motorsport				
IDEAL LAP TIME : 1:36.969		BEST LAP TIME : 1:37.213		DIFFERENCE : 0.244		
LAP	SECTOR 1	SECTOR 2	LAP TIME	MPH	DIFF	TIME OF DAY
1 -	1:08.173	36.125	1:44.298	68.31	7.085	09:01:53.262
2 -	1:03.980	33.272	1:37.252 (2)	73.25	0.039	09:03:30.514
3 -	1:03.697	34.211	1:37.908 (3)	72.76	0.695	09:05:08.422
4 -	1:07.567	33.971	1:41.538	70.16	4.325	09:06:49.960
5 -	1:03.773	33.440	1:37.213 (1)	73.28		09:08:27.173
6 -	1:04.117	33.846	1:37.963	72.72	0.750	09:10:05.136

P11 95 F2 REMNANT / TILLEY		Lumley Kawasaki -				
IDEAL LAP TIME : 1:39.959		BEST LAP TIME : 1:41.393		DIFFERENCE : 1.434		
LAP	SECTOR 1	SECTOR 2	LAP TIME	MPH	DIFF	TIME OF DAY
1 -	1:11.907	36.886	1:48.793 (3)	65.48	7.400	09:02:03.086
2 -	1:06.545	34.848	1:41.393 (1)	70.26		09:03:44.479
3 -	1:05.111	42.360	1:47.471 (2)	66.29	6.078	09:05:31.950

BMCRC - MRO Championships 2023 - Rnd 4 @ Donington Park

BMCRC F1 & F2 Sidecars

QUALIFYING - SECTOR ANALYSIS



SECTOR 1 = FL to I1, SECTOR 2 = I1 to FL, DIFF = Difference To Personal Best Lap, P = Crossed Finish Line in Pit Lane, D = Time Disallowed

P12 188 F1		BEST / WATT		LCR Kawasaki - Ecosse Consulting Lts		
IDEAL LAP TIME : 11:09.912		BEST LAP TIME : 11:09.912		DIFFERENCE : 0.000		
LAP	SECTOR 1	SECTOR 2	LAP TIME	MPH	DIFF	TIME OF DAY
1 -	1:08.236	10:01.676	11:09.912 (1)	10.63		09:11:19.124

BMCRC - MRO Championships 2023 - Rnd 4 @ Donington Park

BMCRC F1 & F2 Sidecars

QUALIFYING - BEST SECTORS

SECTOR 1			SECTOR 2			IDEAL / BEST COMPARISON						
POS	NO	NAME	TIME	NO	NAME	TIME	POS	NO	NAME	IDEAL	BEST	DIFF
									PERFECT LAP	1:12.924		
1	17	CRAWFORD / HARDIE	47.030	17	CRAWFORD / HARDIE	25.894	1	17	CRAWFORD / HARDIE	1:12.924	1:12.924	0.000
2	11	GILBERT / HILDIGE	48.172	11	GILBERT / HILDIGE	26.770	2	11	GILBERT / HILDIGE	1:14.942	1:14.942	0.000
3	117	POTTINGER / DODD	50.736	100	STEVENS / STEVENS	28.032	3	117	POTTINGER / DODD	1:18.804	1:19.161	0.357
4	100	STEVENS / STEVENS	50.954	117	POTTINGER / DODD	28.068	4	100	STEVENS / STEVENS	1:18.986	1:18.986	0.000
5	84	LAILOW / LAIDLOW	50.972	84	LAILOW / LAIDLOW	28.178	5	84	LAILOW / LAIDLOW	1:19.150	1:19.227	0.077
6	7	PEARSON / DODD	52.000	7	PEARSON / DODD	28.384	6	7	PEARSON / DODD	1:20.384	1:20.384	0.000
7	65	FAIERS / PLUCKROSE	55.903	67	JEFFREY / FIELD	29.817	7	65	FAIERS / PLUCKROSE	1:25.865	1:26.383	0.518
8	67	JEFFREY / FIELD	56.725	65	FAIERS / PLUCKROSE	29.962	8	67	JEFFREY / FIELD	1:26.542	1:26.542	0.000
9	19	MACBRIDE / EDWARDS	1:03.697	19	MACBRIDE / EDWARDS	33.272	9	19	MACBRIDE / EDWARDS	1:36.969	1:37.213	0.244
10	95	REMNANT / TILLEY	1:05.111	95	REMNANT / TILLEY	34.848	10	95	REMNANT / TILLEY	1:39.959	1:41.393	1.434
11	188	BEST / WATT	1:08.236	188	BEST / WATT	10:01.676	11	188	BEST / WATT	11:09.912	11:09.912	0.000
12							12	37	MORPHET / REILLY		1:20.073	

BMCRC - MRO Championships 2023 - Rnd 4 @ Donington Park

BMCRC F1 & F2 Sidecars

QUALIFYING - STATISTICS

Competitors Started 12
Planned Start 2023-06-03 @ 09:00:00.000
Actual Start 2023-06-03 @ 08:59:41.690
Finish Time 2023-06-03 @ 09:09:57.669
Track Length 1.9790mi.
Total Laps 70
Total Distance Covered 138.5347mi.

Session Fastest Lap History

NO	CL	NAME	LAP TIME	TIME OF DAY	LAP	VEHICLE
11	F1	GILBERT / HILDIGE	1:22.478	09:01:17.489	1	Ryde 1000
11	F1	GILBERT / HILDIGE	1:16.662	09:02:34.150	2	Ryde 1000
11	F1	GILBERT / HILDIGE	1:14.942	09:03:49.092	3	Ryde 1000
17	F2	CRAWFORD / HARDIE	1:13.215	09:09:16.642	7	LCR Suzuki
17	F2	CRAWFORD / HARDIE	1:12.924	09:10:29.564	8	LCR Suzuki

Flag History

TYPE	TIME OF DAY
GREEN	08:59:41.690
FINISH	09:09:57.669

Flag Statistics

TYPE	COUNT	TOTAL LAPS	TOTAL TIME
Green	1	8	11:59.010
Red	0	0	0.000
Safety Car	0	0	0.000
FCY	0	0	0.000

BMCRC - MRO Championships 2023 - Rnd 4 @ Donington Park

BMCRC F1 & F2 Sidecars

QUALIFYING - STATISTICS

CLASS : F1

8 Starters

Fastest Lap History

NO	NAME	LAP TIME	TIME OF DAY	LAP	VEHICLE
11	GILBERT / HILDIGE	1:22.478	09:01:17.489	1	Ryde 1000
11	GILBERT / HILDIGE	1:16.662	09:02:34.150	2	Ryde 1000
11	GILBERT / HILDIGE	1:14.942	09:03:49.092	3	Ryde 1000

BMCRC - MRO Championships 2023 - Rnd 4 @ Donington Park

BMCRC F1 & F2 Sidecars

QUALIFYING - STATISTICS

CLASS : F2

4 Starters

Fastest Lap History

NO	NAME	LAP TIME	TIME OF DAY	LAP	VEHICLE
17	CRAWFORD / HARDIE	1:28.878	09:01:39.456	1	LCR Suzuki
17	CRAWFORD / HARDIE	1:18.093	09:02:57.549	2	LCR Suzuki
17	CRAWFORD / HARDIE	1:15.021	09:04:12.570	3	LCR Suzuki
17	CRAWFORD / HARDIE	1:13.215	09:09:16.642	7	LCR Suzuki
17	CRAWFORD / HARDIE	1:12.924	09:10:29.564	8	LCR Suzuki

BMCRC - MRO Championships 2023 - Rnd 4 @ Donington Park

BMCRC F1 & F2 Sidecars

RACE 1 - GRID (7 Laps)



ROW 7	1		1		19	90 PHILLIPS / EDWARDS
ROW 6	18	11:09.912 188 BEST / WATT	17		16	1:41.393 95 REMNANT / TILLEY
ROW 5	15	1:37.213 19 MACBRIDE / EDWARDS	14		13	1:26.542 67 JEFFREY / FIELD
ROW 4	12	1:26.383 65 FAIERS / PLUCKROSE	11		10	1:20.384 7 PEARSON / DODD
ROW 3	9	1:20.073 37 MORPHET / REILLY	8		7	1:19.227 84 LAIDLOW / LAIDLOW
ROW 2	6	1:19.161 117 POTTINGER / DODD	5		4	1:18.986 100 STEVENS / STEVENS
ROW 1	3	1:14.942 11 GILBERT / HILDIGE	2		1	1:12.924 17 CRAWFORD / HARDIE
Pole						

Donington Park National: 1.9790 miles

These results are provisional until the conclusion of any judicial and technical matters.

Clerk Of Course :

Stewards :

Timekeeper : Richard Evans

Results can be found at www.tsl-timing.com

Printed - 09:13 Saturday, 03 June 2023



BMCRC - MRO Championships 2023 - Rnd 4 @ Donington Park

BMCRC F1 & F2 Sidecars

RACE 1 - CLASSIFICATION



POS	NO	CL	PIC NAME	ENTRY	LAPS	TIME	GAP	DIFF	MPH	BEST	ON
1	17	F2	1 CRAWFORD / HARDIE	LCR Suzuki - ABS Racing	7	8:43.551			94.99	1:12.913	3
2	11	F1	1 GILBERT / HILDIGE	Ryde 1000 - West Ewell fencing	7	8:55.238	11.687	11.687	92.92	1:14.156	2
3	84	F1	2 LAIDLAW / LAIDLAW	Yamaha R6 - Marin motorsport	7	9:06.174	22.623	10.936	91.06	1:16.791	3
4	100	F1	3 STEVENS / STEVENS	Ryde Yamaha R6 -	7	9:06.560	23.009	0.386	90.99	1:16.836	2
5	37	F2	2 MORPHET / REILLY	LCR Suzuki -	7	9:10.197	26.646	3.637	90.39	1:17.045	4
6	7	F2	3 PEARSON / DODD	LCR Suzuki - Sesku Scaffolding	7	9:14.539	30.988	4.342	89.68	1:17.893	3
7	95	F2	4 REMNANT / TILLEY	Lumley Kawasaki -	7	10:05.042	1:21.491	50.503	82.20	1:23.447	4
8	67	F1	4 JEFFREY / FIELD	Windle F1 - MJP/wesso racing	6	8:43.115	1 Lap	1 Lap	81.45	1:25.410	2
9	19	F1	5 MACBRIDE / EDWARDS	LCR Yamaha R6 - Lifesafety Motorsport	6	9:36.924	1 Lap	53.809	73.85	1:34.368	2

NOT CLASSIFIED

DNF	117	F1	POTTINGER / DODD	LCR Yamaha - GB Precision Eng/Opal Fabrication	5	6:31.033	2 Laps	1 Lap	90.75	1:16.631	2
DNF	188	F1	BEST / WATT	LCR Kawasaki - Ecosse Consulting Lts	3	4:31.624	4 Laps	2 Laps	78.18	1:27.918	2

FASTEST LAP

17	F2	CRAWFORD / HARDIE	LCR Suzuki - ABS Racing	3	1:12.913	97.71 mph	157.25 kph
11	F1	GILBERT / HILDIGE	Ryde 1000 - West Ewell fencing	2	1:14.156	96.07 mph	154.61 kph

Class F2 - 92.5% of Race Speed = 87.86 mph

Class F1 - 92.5% of Race Speed = 85.95 mph

Weather / Track : Bright / Dry

These results are provisional until the conclusion of any judicial and technical matters.

Race Distance: 7 Laps / 13.85 miles
Donington Park National: 1.9790 miles
Date: 03/06/2023 Start: 11:24 Finish: 11:33

Clerk Of Course :	Stewards :	Timekeeper : Richard Evans
-------------------	------------	----------------------------

Results can be found at www.tsl-timing.com

Printed - 11:34 Saturday, 03 June 2023



BMCRC - MRO Championships 2023 - Rnd 4 @ Donington Park

BMCRC F1 & F2 Sidecars

RACE 1 - LAP CHART

LAP 1 @ 11:25:36.263

NO	BEHIND	LAP TIME
11		1:19.215
100	2.372	1:21.587
17	2.463	1:21.678
117	3.967	1:23.182
84	4.835	1:24.050
37	4.877	1:24.092
7	5.700	1:24.915
67	11.486	1:30.701
188	15.046	1:34.261
95	15.502	1:34.717
19	19.995	1:39.210

LAP 2 @ 11:26:50.419

NO	BEHIND	LAP TIME
11		1:14.156
17	1.782	1:13.475
100	5.052	1:16.836
117	6.442	1:16.631
84	7.773	1:17.094
37	9.071	1:18.350
7	9.923	1:18.379
67	22.740	1:25.410
95	26.945	1:25.599
188	28.808	1:27.918
19	40.207	1:34.368

LAP 3 @ 11:28:04.773

NO	BEHIND	LAP TIME
11		1:14.354
17	0.341	1:12.913
117	9.496	1:17.408
100	9.729	1:19.031
84	10.210	1:16.791
37	11.827	1:17.110
7	13.462	1:17.893
67	34.295	1:25.909
95	37.999	1:25.408
188	43.899	1:29.445
19	1:00.714	1:34.861

LAP 4 @ 11:29:18.530

NO	BEHIND	LAP TIME
17		1:13.416
11	1.760	1:15.517
117	12.766	1:17.027
100	12.861	1:16.889
84	13.265	1:16.812
37	15.115	1:17.045
7	18.030	1:18.325
67	46.958	1:26.420
95	47.689	1:23.447

LAP 5 @ 11:30:32.067

NO	BEHIND	LAP TIME
17		1:13.537
11	5.286	1:17.063
19	1 Lap	1:36.726
117	16.014	1:16.785
100	16.241	1:16.917
84	16.722	1:16.994

37	18.955	1:17.377
7	22.437	1:17.944
95	1:01.002	1:26.850
67	1:01.225	1:27.804

LAP 6 @ 11:31:45.139

NO	BEHIND	LAP TIME
17		1:13.072
11	8.716	1:16.502
100	21.118	1:17.949
84	21.253	1:17.603
37	24.446	1:18.563
7	28.329	1:18.964
19	1 Lap	1:35.480
95	1:11.540	1:23.610
67	1:15.024	1:26.871

LAP 7 @ 11:33:00.599

NO	BEHIND	LAP TIME
17		1:15.460
11	11.687	1:18.431
84	22.623	1:16.830
100	23.009	1:17.351
37	26.646	1:17.660
7	30.988	1:18.119
19	1 Lap	1:36.279
95	1:21.491	1:25.411

BMCRC - MRO Championships 2023 - Rnd 4 @ Donington Park

BMCRC F1 & F2 Sidecars

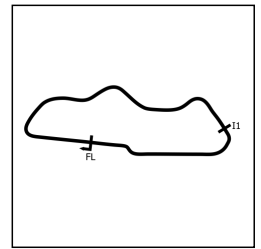
RACE 1 - POSITION CHART

No	Name	Lap Pos	Lap						
			1	2	3	4	5	6	7
17	CRAWFORD / HARDIE	1	11	11	11	17	17	17	17
11	GILBERT / HILDIGE	2	100	17	17	11	11	11	11
100	STEVENS / STEVENS	3	17	100	117	117	117	100	84
117	POTTINGER / DODD	4	117	117	100	100	100	84	100
84	LAIDLAW / LAIDLAW	5	84	84	84	84	84	37	37
37	MORPHET / REILLY	6	37	37	37	37	37	7	7
7	PEARSON / DODD	7	7	7	7	7	7	95	95
67	JEFFREY / FIELD	8	67	67	67	67	95	67	
19	MACBRIDE / EDWARD	9	188	95	95	95	67	19	
95	REMNANT / TILLEY	10	95	188	188	19	19		
188	BEST / WATT	11	19	19	19				

BMCRC - MRO Championships 2023 - Rnd 4 @ Donington Park

BMCRC F1 & F2 Sidecars

RACE 1 - SECTOR ANALYSIS



SECTOR 1 = FL to I1, SECTOR 2 = I1 to FL, DIFF = Difference To Personal Best Lap, P = Crossed Finish Line in Pit Lane, D = Time Disallowed

P1		17 F2		CRAWFORD / HARDIE		LCR Suzuki - ABS Racing	
IDEAL LAP TIME : 1:12.753		BEST LAP TIME : 1:12.913		DIFFERENCE : 0.160			
LAP	SECTOR 1	SECTOR 2	LAP TIME	MPH	DIFF	TIME OF DAY	
1 -		26.496	1:21.678	87.22	8.765	11:25:38.726	
2 -	47.322	26.153	1:13.475	96.96	0.562	11:26:52.201	
3 -	47.189	25.724	1:12.913 (1)	97.71		11:28:05.114	
4 -	47.496	25.920	1:13.416 (3)	97.04	0.503	11:29:18.530	
5 -	47.768	25.769	1:13.537	96.88	0.624	11:30:32.067	
6 -	47.029	26.043	1:13.072 (2)	97.50	0.159	11:31:45.139	
7 -	47.177	28.283	1:15.460	94.41	2.547	11:33:00.599	

P2		11 F1		GILBERT / HILDIGE		Ryde 1000 - West Ewell fencing	
IDEAL LAP TIME : 1:14.144		BEST LAP TIME : 1:14.156		DIFFERENCE : 0.012			
LAP	SECTOR 1	SECTOR 2	LAP TIME	MPH	DIFF	TIME OF DAY	
1 -		26.406	1:19.215	89.93	5.059	11:25:36.263	
2 -	47.881	26.275	1:14.156 (1)	96.07		11:26:50.419	
3 -	47.869	26.485	1:14.354 (2)	95.82	0.198	11:28:04.773	
4 -	48.728	26.789	1:15.517 (3)	94.34	1.361	11:29:20.290	
5 -	49.408	27.655	1:17.063	92.45	2.907	11:30:37.353	
6 -	49.003	27.499	1:16.502	93.13	2.346	11:31:53.855	
7 -	50.476	27.955	1:18.431	90.83	4.275	11:33:12.286	

P3		84 F1		LAIDLAW / LAIDLAW		Yamaha R6 - Marin motorsport	
IDEAL LAP TIME : 1:16.599		BEST LAP TIME : 1:16.791		DIFFERENCE : 0.192			
LAP	SECTOR 1	SECTOR 2	LAP TIME	MPH	DIFF	TIME OF DAY	
1 -		27.960	1:24.050	84.76	7.259	11:25:41.098	
2 -	49.840	27.254	1:17.094	92.41	0.303	11:26:58.192	
3 -	49.440	27.351	1:16.791 (1)	92.77		11:28:14.983	
4 -	49.631	27.181	1:16.812 (2)	92.75	0.021	11:29:31.795	
5 -	49.712	27.282	1:16.994	92.53	0.203	11:30:48.789	
6 -	50.338	27.265	1:17.603	91.80	0.812	11:32:06.392	
7 -	49.418	27.412	1:16.830 (3)	92.73	0.039	11:33:23.222	

P4		100 F1		STEVENS / STEVENS		Ryde Yamaha R6 -	
IDEAL LAP TIME : 1:16.470		BEST LAP TIME : 1:16.836		DIFFERENCE : 0.366			
LAP	SECTOR 1	SECTOR 2	LAP TIME	MPH	DIFF	TIME OF DAY	
1 -		27.601	1:21.587	87.32	4.751	11:25:38.635	
2 -	49.456	27.380	1:16.836 (1)	92.72		11:26:55.471	
3 -	51.217	27.814	1:19.031	90.14	2.195	11:28:14.502	
4 -	49.875	27.014	1:16.889 (2)	92.66	0.053	11:29:31.391	
5 -	49.725	27.192	1:16.917 (3)	92.62	0.081	11:30:48.308	
6 -	50.217	27.732	1:17.949	91.40	1.113	11:32:06.257	
7 -	50.127	27.224	1:17.351	92.10	0.515	11:33:23.608	

P5		37 F2		MORPHET / REILLY		LCR Suzuki -	
IDEAL LAP TIME : 1:16.984		BEST LAP TIME : 1:17.045		DIFFERENCE : 0.061			
LAP	SECTOR 1	SECTOR 2	LAP TIME	MPH	DIFF	TIME OF DAY	
1 -		28.674	1:24.092	84.72	7.047	11:25:41.140	
2 -	50.545	27.805	1:18.350	90.93	1.305	11:26:59.490	
3 -	49.855	27.255	1:17.110 (2)	92.39	0.065	11:28:16.600	
4 -	49.916	27.129	1:17.045 (1)	92.47		11:29:33.645	
5 -	50.190	27.187	1:17.377 (3)	92.07	0.332	11:30:51.022	
6 -	50.764	27.799	1:18.563	90.68	1.518	11:32:09.585	
7 -	50.307	27.353	1:17.660	91.74	0.615	11:33:27.245	

BMCRC - MRO Championships 2023 - Rnd 4 @ Donington Park

BMCRC F1 & F2 Sidecars

RACE 1 - SECTOR ANALYSIS



SECTOR 1 = FL to I1, SECTOR 2 = I1 to FL, DIFF = Difference To Personal Best Lap, P = Crossed Finish Line in Pit Lane, D = Time Disallowed

P6		7 F2		PEARSON / DODD		LCR Suzuki - Sesku Scaffolding	
IDEAL LAP TIME : 1:17.611		BEST LAP TIME : 1:17.893		DIFFERENCE : 0.282			
LAP	SECTOR 1	SECTOR 2	LAP TIME	MPH	DIFF	TIME OF DAY	
1 -		28.019	1:24.915	83.90	7.022	11:25:41.963	
2 -	50.816	27.563	1:18.379	90.89	0.486	11:27:00.342	
3 -	50.175	27.718	1:17.893 (1)	91.46		11:28:18.235	
4 -	50.787	27.538	1:18.325	90.96	0.432	11:29:36.560	
5 -	50.508	27.436	1:17.944 (2)	91.40	0.051	11:30:54.504	
6 -	50.647	28.317	1:18.964	90.22	1.071	11:32:13.468	
7 -	50.680	27.439	1:18.119 (3)	91.20	0.226	11:33:31.587	

P7		95 F2		REMNANT / TILLEY		Lumley Kawasaki -	
IDEAL LAP TIME : 1:22.844		BEST LAP TIME : 1:23.447		DIFFERENCE : 0.603			
LAP	SECTOR 1	SECTOR 2	LAP TIME	MPH	DIFF	TIME OF DAY	
1 -		30.421	1:34.717	75.21	11.270	11:25:51.765	
2 -	56.114	29.485	1:25.599	83.23	2.152	11:27:17.364	
3 -	56.113	29.295	1:25.408 (3)	83.41	1.961	11:28:42.772	
4 -	54.618	28.829	1:23.447 (1)	85.37		11:30:06.219	
5 -	55.806	31.044	1:26.850	82.03	3.403	11:31:53.069	
6 -	54.015	29.595	1:23.610 (2)	85.21	0.163	11:32:56.679	
7 -	54.903	30.508	1:25.411	83.41	1.964	11:34:22.090	

P8		67 F1		JEFFREY / FIELD		Windle F1 - MJP/wesso racing	
IDEAL LAP TIME : 1:25.410		BEST LAP TIME : 1:25.410		DIFFERENCE : 0.000			
LAP	SECTOR 1	SECTOR 2	LAP TIME	MPH	DIFF	TIME OF DAY	
1 -		29.982	1:30.701	78.55	5.291	11:25:47.749	
2 -	55.773	29.637	1:25.410 (1)	83.41		11:27:13.159	
3 -	56.002	29.907	1:25.909 (2)	82.93	0.499	11:28:39.068	
4 -	56.546	29.874	1:26.420 (3)	82.44	1.010	11:30:05.488	
5 -	56.575	31.229	1:27.804	81.14	2.394	11:31:33.292	
6 -	56.647	30.224	1:26.871	82.01	1.461	11:33:00.163	

P9		19 F1		MACBRIDE / EDWARDS		LCR Yamaha R6 - Lifesafety Motorsport	
IDEAL LAP TIME : 1:32.321		BEST LAP TIME : 1:34.368		DIFFERENCE : 2.047			
LAP	SECTOR 1	SECTOR 2	LAP TIME	MPH	DIFF	TIME OF DAY	
1 -		31.524	1:39.210	71.81	4.842	11:25:56.258	
2 -	1:00.797	33.571	1:34.368 (1)	75.49		11:27:30.626	
3 -	1:01.982	32.879	1:34.861 (2)	75.10	0.493	11:29:05.487	
4 -	1:03.719	33.007	1:36.726	73.65	2.358	11:30:42.213	
5 -	1:02.529	32.951	1:35.480 (3)	74.61	1.112	11:32:17.693	
6 -	1:02.147	34.132	1:36.279	73.99	1.911	11:33:53.972	

P10		117 F1		POTTINGER / DODD		LCR Yamaha - GB Precision Eng/Opal Fabrication	
IDEAL LAP TIME : 1:16.252		BEST LAP TIME : 1:16.631		DIFFERENCE : 0.379			
LAP	SECTOR 1	SECTOR 2	LAP TIME	MPH	DIFF	TIME OF DAY	
1 -		27.569	1:23.182	85.65	6.551	11:25:40.230	
2 -	48.951	27.680	1:16.631 (1)	92.97		11:26:56.861	
3 -	50.089	27.319	1:17.408	92.04	0.777	11:28:14.269	
4 -	49.726	27.301	1:17.027 (3)	92.49	0.396	11:29:31.296	
5 -	49.482	27.303	1:16.785 (2)	92.78	0.154	11:30:48.081	

P11		188 F1		BEST / WATT		LCR Kawasaki - Ecosse Consulting Lts	
IDEAL LAP TIME : 1:27.033		BEST LAP TIME : 1:27.918		DIFFERENCE : 0.885			
LAP	SECTOR 1	SECTOR 2	LAP TIME	MPH	DIFF	TIME OF DAY	
1 -		30.316	1:34.261	75.58	6.343	11:25:51.309	
2 -	56.717	31.201	1:27.918 (1)	81.03		11:27:19.227	
3 -	58.924	30.521	1:29.445 (2)	79.65	1.527	11:28:48.672	

BMCRC - MRO Championships 2023 - Rnd 4 @ Donington Park

BMCRC F1 & F2 Sidecars

RACE 1 - BEST SECTORS

SECTOR 1			SECTOR 2			IDEAL / BEST COMPARISON						
POS	NO	NAME	TIME	NO	NAME	TIME	POS	NO	NAME	IDEAL	BEST	DIFF
									PERFECT LAP	1:12.753		
1	17	CRAWFORD / HARDIE	47.029	17	CRAWFORD / HARDIE	25.724	1	17	CRAWFORD / HARDIE	1:12.753	1:12.913	0.160
2	11	GILBERT / HILDIGE	47.869	11	GILBERT / HILDIGE	26.275	2	11	GILBERT / HILDIGE	1:14.144	1:14.156	0.012
3	117	POTTINGER / DODD	48.951	100	STEVENS / STEVENS	27.014	3	117	POTTINGER / DODD	1:16.252	1:16.631	0.379
4	84	LAILOW / LAIDLOW	49.418	37	MORPHET / REILLY	27.129	4	100	STEVENS / STEVENS	1:16.470	1:16.836	0.366
5	100	STEVENS / STEVENS	49.456	84	LAILOW / LAIDLOW	27.181	5	84	LAILOW / LAIDLOW	1:16.599	1:16.791	0.192
6	37	MORPHET / REILLY	49.855	117	POTTINGER / DODD	27.301	6	37	MORPHET / REILLY	1:16.984	1:17.045	0.061
7	7	PEARSON / DODD	50.175	7	PEARSON / DODD	27.436	7	7	PEARSON / DODD	1:17.611	1:17.893	0.282
8	95	REMNANT / TILLEY	54.015	95	REMNANT / TILLEY	28.829	8	95	REMNANT / TILLEY	1:22.844	1:23.447	0.603
9	67	JEFFREY / FIELD	55.773	67	JEFFREY / FIELD	29.637	9	67	JEFFREY / FIELD	1:25.410	1:25.410	0.000
10	188	BEST / WATT	56.717	188	BEST / WATT	30.316	10	188	BEST / WATT	1:27.033	1:27.918	0.885
11	19	MACBRIDE / EDWARDS	1:00.797	19	MACBRIDE / EDWARDS	31.524	11	19	MACBRIDE / EDWARDS	1:32.321	1:34.368	2.047

BMCRC - MRO Championships 2023 - Rnd 4 @ Donington Park

BMCRC F1 & F2 Sidecars

RACE 1 - STATISTICS

Competitors Started 11
Planned Start 2023-06-03 @ 11:45:00.000
Actual Start 2023-06-03 @ 11:24:17.047
Finish Time 2023-06-03 @ 11:33:00.162
Track Length 1.9790mi.
Total Laps 69
Total Distance Covered 136.5556mi.

Session Fastest Lap History

NO	CL	NAME	LAP TIME	TIME OF DAY	LAP	VEHICLE
11	F1	GILBERT / HILDIGE	1:14.156	11:26:50.440	2	Ryde 1000
17	F2	CRAWFORD / HARDIE	1:13.475	11:26:52.215	2	LCR Suzuki
17	F2	CRAWFORD / HARDIE	1:12.913	11:28:05.129	3	LCR Suzuki

Session Leader History

NO	CL	NAME	FROM LAP	LAPS LED	DISTANCE	VEHICLE
11	F1	GILBERT / HILDIGE	1	3	5.89 miles	Ryde 1000
17	F2	CRAWFORD / HARDIE	4	4	7.91 miles	LCR Suzuki

Flag History

TYPE	TIME OF DAY
GREEN	11:24:17.047
FINISH	11:33:00.162

Flag Statistics

TYPE	COUNT	TOTAL LAPS	TOTAL TIME
Green	1	7	10:20.548
Red	0	0	0.000
Safety Car	0	0	0.000
FCY	0	0	0.000

BMCRC - MRO Championships 2023 - Rnd 4 @ Donington Park

BMCRC F1 & F2 Sidecars

RACE 1 - STATISTICS

CLASS : F1

7 Starters

Fastest Lap History

NO	NAME	LAP TIME	TIME OF DAY	LAP	VEHICLE
11	GILBERT / HILDIGE	1:14.156	11:26:50.440	2	Ryde 1000

Leader History

NO	NAME	FROM LAP	LAPS LED	DISTANCE	VEHICLE
11	GILBERT / HILDIGE	1	7	13.81 miles	Ryde 1000

BMCRC - MRO Championships 2023 - Rnd 4 @ Donington Park

BMCRC F1 & F2 Sidecars

RACE 1 - STATISTICS

CLASS : F2

4 Starters

Fastest Lap History

NO	NAME	LAP TIME	TIME OF DAY	LAP	VEHICLE
17	CRAWFORD / HARDIE	1:13.475	11:26:52.215	2	LCR Suzuki
17	CRAWFORD / HARDIE	1:12.913	11:28:05.129	3	LCR Suzuki

Leader History

NO	NAME	FROM LAP	LAPS LED	DISTANCE	VEHICLE
17	CRAWFORD / HARDIE	1	7	13.81 miles	LCR Suzuki

BMCRC - MRO Championships 2023 - Rnd 4 @ Donington Park

BMCRC F1 & F2 Sidecars

RACE 12 - GRID (7 Laps)



ROW 7	1		1		19	90	PHILLIPS / EDWARDS
ROW 6	18	65	FAIERS / PLUCKROSE	17		16	19 MACBRIDE / EDWARDS 1:34.368
ROW 5		15	188 BEST / WATT 1:27.918	14		13	67 JEFFREY / FIELD 1:25.410
ROW 4	12	95	REMNANT / TILLEY 1:23.447	11		10	7 PEARSON / DODD 1:17.893
ROW 3		9	37 MORPHET / REILLY 1:17.045	8		7	100 STEVENS / STEVENS 1:16.836
ROW 2	6	84	L Aidlow / LAIDLAW 1:16.791	5		4	117 POTTINGER / DODD 1:16.631
ROW 1		3	11 GILBERT / HILDIGE 1:14.156	2		1	17 CRAWFORD / HARDIE 1:12.913 Pole

Donington Park National: 1.9790 miles

These results are provisional until the conclusion of any judicial and technical matters.

Clerk Of Course :	Stewards :	Timekeeper : Richard Evans
-------------------	------------	----------------------------

Results can be found at www.tsl-timing.com

Printed - 11:36 Saturday, 03 June 2023



BMCRC - MRO Championships 2023 - Rnd 4 @ Donington Park

BMCRC F1 & F2 Sidecars

RACE 12 - CLASSIFICATION



POS	NO	CL	PIC NAME	ENTRY	LAPS	TIME	GAP	DIFF	MPH	BEST	ON
1	17	F2	1 CRAWFORD / HARDIE	LCR Suzuki - ABS Racing	7	8:35.037			96.56	1:12.038	3
2	11	F1	1 GILBERT / HILDIGE	Ryde 1000 - West Ewell fencing	7	8:51.459	16.422	16.422	93.58	1:14.609	2
3	84	F1	2 LAIDLAW / LAIDLAW	Yamaha R6 - Marin motorsport	7	9:02.187	27.150	10.728	91.73	1:15.735	3
4	37	F2	2 MORPHET / REILLY	LCR Suzuki -	7	9:10.109	35.072	7.922	90.41	1:17.445	6
5	7	F2	3 PEARSON / DODD	LCR Suzuki - Sesku Scaffolding	7	9:10.237	35.200	0.128	90.39	1:16.974	7
6	100	F1	3 STEVENS / STEVENS	Ryde Yamaha R6 -	7	9:48.563	1:13.526	38.326	84.50	1:16.049	6
7	67	F1	4 JEFFREY / FIELD	Windle F1 - MJ/wesso racing	6	8:37.484	1 Lap	1 Lap	82.34	1:25.033	6
8	19	F1	5 MACBRIDE / EDWARDS	LCR Yamaha R6 - Lifesafety Motorsport	6	9:51.075	1 Lap	1:13.591	72.09	1:36.407	2

NOT CLASSIFIED

DNF	95	F2	REMNANT / TILLEY	Lumley Kawasaki -	6	8:32.039	1 Lap		83.21	1:23.321	5
-----	----	----	------------------	-------------------	---	----------	-------	--	-------	----------	---

NOT STARTED

NS	188	F1	BEST / WATT	LCR Kawasaki - Ecosse Consulting Lts
NS	65	F1	FAIERS / PLUCKROSE	Dean Ryde Yamaha R6 - AW racing ltd

FASTEST LAP

17	F2	CRAWFORD / HARDIE	LCR Suzuki - ABS Racing	3	1:12.038	98.90 mph	159.16 kph
11	F1	GILBERT / HILDIGE	Ryde 1000 - West Ewell fencing	2	1:14.609	95.49 mph	153.68 kph

Class F2 - 92.5% of Race Speed = 89.31 mph

Class F1 - 92.5% of Race Speed = 86.56 mph

Weather / Track : Sunny / Dry

These results are provisional until the conclusion of any judicial and technical matters.

Race Distance: 7 Laps / 13.85 miles
Donington Park National: 1.9790 miles
Date: 03/06/2023 Start: 15:12 Finish: 15:20

Clerk Of Course :	Stewards :	Timekeeper : Richard Evans
-------------------	------------	----------------------------

Results can be found at www.tsl-timing.com

Printed - 15:23 Saturday, 03 June 2023



BMCRC - MRO Championships 2023 - Rnd 4 @ Donington Park

BMCRC F1 & F2 Sidecars

RACE 12 - LAP CHART

LAP 1 @ 15:13:27.990			LAP 6 @ 15:19:31.701		
NO	BEHIND	LAP TIME	NO	BEHIND	LAP TIME
17		1:17.061	17		1:12.147
11	1.394	1:18.455	11	14.309	1:15.533
37	5.088	1:22.149	100	25.077	1:16.049
100	5.437	1:22.498	84	25.352	1:15.741
84	6.018	1:23.079	37	30.916	1:17.445
7	6.912	1:23.973	7	32.491	1:17.430
67	13.103	1:30.164	19	1 Lap	1:36.407
95	13.790	1:30.851	95	1:11.267	1:24.232
19	22.882	1:39.943			

LAP 2 @ 15:14:40.724			LAP 7 @ 15:20:45.966		
NO	BEHIND	LAP TIME	NO	BEHIND	LAP TIME
17		1:12.734	17		1:14.265
11	3.269	1:14.609	67	1 Lap	1:25.033
100	9.899	1:17.196	11	16.422	1:16.378
37	10.741	1:18.387	84	27.150	1:16.063
84	10.831	1:17.547	37	35.072	1:18.421
7	12.776	1:18.598	7	35.200	1:16.974
67	26.064	1:25.695	100	1:13.526	2:02.714
95	26.453	1:25.397	19	1 Lap	1:38.735
19	46.555	1:36.407			

LAP 3 @ 15:15:52.762		
NO	BEHIND	LAP TIME
17		1:12.038
11	6.230	1:14.999
100	14.342	1:16.481
84	14.528	1:15.735
37	16.459	1:17.756
7	18.026	1:17.288
95	39.035	1:24.620
67	40.096	1:26.070

LAP 4 @ 15:17:05.848		
NO	BEHIND	LAP TIME
17		1:13.086
19	1 Lap	1:38.904
11	8.423	1:15.279
100	17.875	1:16.619
84	18.094	1:16.652
37	21.459	1:18.086
7	22.123	1:17.183
95	49.567	1:23.618
67	52.361	1:25.351

LAP 5 @ 15:18:19.554		
NO	BEHIND	LAP TIME
17		1:13.706
11	10.923	1:16.206
100	21.175	1:17.006
84	21.758	1:17.370
37	25.618	1:17.865
7	27.208	1:18.791
19	1 Lap	1:40.679
95	59.182	1:23.321
67	1:03.826	1:25.171

BMCRC - MRO Championships 2023 - Rnd 4 @ Donington Park

BMCRC F1 & F2 Sidecars

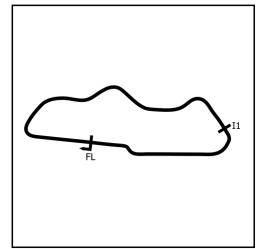
RACE 12 - POSITION CHART

No	Name	Lap							
		Pos	1	2	3	4	5	6	7
17	CRAWFORD / HARDIE	1	17	17	17	17	17	17	17
11	GILBERT / HILDIGE	2	11	11	11	11	11	11	11
84	LAIDLAW / LAIDLAW	3	37	100	100	100	100	100	84
100	STEVENS / STEVENS	4	100	37	84	84	84	84	37
37	MORPHET / REILLY	5	84	84	37	37	37	37	7
7	PEARSON / DODD	6	7	7	7	7	7	7	100
95	REMNANT / TILLEY	7	67	67	95	95	95	95	
67	JEFFREY / FIELD	8	95	95	67	67	67	67	
188	BEST / WATT	9	19	19	19	19	19	19	
19	MACBRIDE / EDWARD	10							
65	FAIERS / PLUCKROSE	11							

BMCRC - MRO Championships 2023 - Rnd 4 @ Donington Park

BMCRC F1 & F2 Sidecars

RACE 12 - SECTOR ANALYSIS



SECTOR 1 = FL to I1, SECTOR 2 = I1 to FL, DIFF = Difference To Personal Best Lap, P = Crossed Finish Line in Pit Lane, D = Time Disallowed

P1 17 F2		CRAWFORD / HARDIE		LCR Suzuki - ABS Racing		
IDEAL LAP TIME : 1:11.917		BEST LAP TIME : 1:12.038		DIFFERENCE : 0.121		
LAP	SECTOR 1	SECTOR 2	LAP TIME	MPH	DIFF	TIME OF DAY
1 -		25.873	1:17.061	92.45	5.023	15:13:27.990
2 -	47.299	25.435	1:12.734 (3)	97.95	0.696	15:14:40.724
3 -	46.599	25.439	1:12.038 (1)	98.90		15:15:52.762
4 -	46.482	26.604	1:13.086	97.48	1.048	15:17:05.848
5 -	47.746	25.960	1:13.706	96.66	1.668	15:18:19.554
6 -	46.693	25.454	1:12.147 (2)	98.75	0.109	15:19:31.701
7 -	47.613	26.652	1:14.265	95.93	2.227	15:20:45.966

P2 11 F1		GILBERT / HILDIGE		Ryde 1000 - West Ewell fencing		
IDEAL LAP TIME : 1:14.291		BEST LAP TIME : 1:14.609		DIFFERENCE : 0.318		
LAP	SECTOR 1	SECTOR 2	LAP TIME	MPH	DIFF	TIME OF DAY
1 -		26.191	1:18.455	90.81	3.846	15:13:29.384
2 -	48.304	26.305	1:14.609 (1)	95.49		15:14:43.993
3 -	48.100	26.899	1:14.999 (2)	94.99	0.390	15:15:58.992
4 -	48.461	26.818	1:15.279 (3)	94.64	0.670	15:17:14.271
5 -	49.437	26.769	1:16.206	93.49	1.597	15:18:30.477
6 -	48.600	26.933	1:15.533	94.32	0.924	15:19:46.010
7 -	49.037	27.341	1:16.378	93.28	1.769	15:21:02.388

P3 84 F1		LAIDLAW / LAIDLAW		Yamaha R6 - Marin motorsport		
IDEAL LAP TIME : 1:15.620		BEST LAP TIME : 1:15.735		DIFFERENCE : 0.115		
LAP	SECTOR 1	SECTOR 2	LAP TIME	MPH	DIFF	TIME OF DAY
1 -		27.593	1:23.079	85.75	7.344	15:13:34.008
2 -	49.926	27.621	1:17.547	91.87	1.812	15:14:51.555
3 -	49.030	26.705	1:15.735 (1)	94.07		15:16:07.290
4 -	49.620	27.032	1:16.652	92.94	0.917	15:17:23.942
5 -	49.996	27.374	1:17.370	92.08	1.635	15:18:41.312
6 -	49.151	26.590	1:15.741 (2)	94.06	0.006	15:19:57.053
7 -	49.148	26.915	1:16.063 (3)	93.66	0.328	15:21:13.116

P4 37 F2		MORPHET / REILLY		LCR Suzuki -		
IDEAL LAP TIME : 1:17.372		BEST LAP TIME : 1:17.445		DIFFERENCE : 0.073		
LAP	SECTOR 1	SECTOR 2	LAP TIME	MPH	DIFF	TIME OF DAY
1 -		27.667	1:22.149	86.72	4.704	15:13:33.078
2 -	50.698	27.689	1:18.387	90.89	0.942	15:14:51.465
3 -	50.532	27.224	1:17.756 (2)	91.62	0.311	15:16:09.221
4 -	50.683	27.403	1:18.086	91.24	0.641	15:17:27.307
5 -	50.374	27.491	1:17.865 (3)	91.49	0.420	15:18:45.172
6 -	50.447	26.998	1:17.445 (1)	91.99		15:20:02.617
7 -	51.022	27.399	1:18.421	90.85	0.976	15:21:21.038

P5 7 F2		PEARSON / DODD		LCR Suzuki - Sesku Scaffolding		
IDEAL LAP TIME : 1:16.933		BEST LAP TIME : 1:16.974		DIFFERENCE : 0.041		
LAP	SECTOR 1	SECTOR 2	LAP TIME	MPH	DIFF	TIME OF DAY
1 -		27.573	1:23.973	84.84	6.999	15:13:34.902
2 -	51.048	27.550	1:18.598	90.64	1.624	15:14:53.500
3 -	50.197	27.091	1:17.288 (3)	92.18	0.314	15:16:10.788
4 -	50.213	26.970	1:17.183 (2)	92.30	0.209	15:17:27.971
5 -	50.260	28.531	1:18.791	90.42	1.817	15:18:46.762
6 -	50.301	27.129	1:17.430	92.01	0.456	15:20:04.192
7 -	49.963	27.011	1:16.974 (1)	92.55		15:21:21.166

BMCRC - MRO Championships 2023 - Rnd 4 @ Donington Park

BMCRC F1 & F2 Sidecars

RACE 12 - SECTOR ANALYSIS



SECTOR 1 = FL to I1, SECTOR 2 = I1 to FL, DIFF = Difference To Personal Best Lap, P = Crossed Finish Line in Pit Lane, D = Time Disallowed

P6		100 F1		STEVENS / STEVENS		Ryde Yamaha R6 -	
IDEAL LAP TIME : 1:16.049		BEST LAP TIME : 1:16.049		DIFFERENCE : 0.000			
LAP	SECTOR 1	SECTOR 2	LAP TIME	MPH	DIFF	TIME OF DAY	
1 -		27.339	1:22.498	86.36	6.449	15:13:33.427	
2 -	49.797	27.399	1:17.196	92.29	1.147	15:14:50.623	
3 -	49.323	27.158	1:16.481 (2)	93.15	0.432	15:16:07.104	
4 -	49.499	27.120	1:16.619 (3)	92.98	0.570	15:17:23.723	
5 -	49.845	27.161	1:17.006	92.52	0.957	15:18:40.729	
6 -	49.124	26.925	1:16.049 (1)	93.68		15:19:56.778	
7 -	1:09.366	53.348	2:02.714	58.05	46.665	15:21:59.492	

P7		67 F1		JEFFREY / FIELD		Windle F1 - MJP/wesso racing	
IDEAL LAP TIME : 1:24.709		BEST LAP TIME : 1:25.033		DIFFERENCE : 0.324			
LAP	SECTOR 1	SECTOR 2	LAP TIME	MPH	DIFF	TIME OF DAY	
1 -		29.405	1:30.164	79.01	5.131	15:13:41.093	
2 -	56.388	29.307	1:25.695	83.13	0.662	15:15:06.788	
3 -	56.444	29.626	1:26.070	82.77	1.037	15:16:32.858	
4 -	55.835	29.516	1:25.351 (3)	83.47	0.318	15:17:58.209	
5 -	55.904	29.267	1:25.171 (2)	83.65	0.138	15:19:23.380	
6 -	55.442	29.591	1:25.033 (1)	83.78		15:20:48.413	

P8		19 F1		MACBRIDE / EDWARDS		LCR Yamaha R6 - Lifesafety Motorsport	
IDEAL LAP TIME : 1:34.873		BEST LAP TIME : 1:36.407		DIFFERENCE : 1.534			
LAP	SECTOR 1	SECTOR 2	LAP TIME	MPH	DIFF	TIME OF DAY	
1 -		32.419	1:39.943	71.28	3.536	15:13:50.872	
2 -	1:02.454	33.953	1:36.407 (1)	73.90		15:15:27.279	
3 -	1:05.682	33.222	1:38.904	72.03	2.497	15:17:06.183	
4 -	1:06.831	33.848	1:40.679	70.76	4.272	15:18:46.862	
5 -	1:03.381	33.026	1:36.407 (1)	73.90		15:20:23.269	
6 -	1:05.140	33.595	1:38.735 (3)	72.15	2.328	15:22:02.004	

P9		95 F2		REMNANT / TILLEY		Lumley Kawasaki -	
IDEAL LAP TIME : 1:23.319		BEST LAP TIME : 1:23.321		DIFFERENCE : 0.002			
LAP	SECTOR 1	SECTOR 2	LAP TIME	MPH	DIFF	TIME OF DAY	
1 -		29.702	1:30.851	78.42	7.530	15:13:41.780	
2 -	55.977	29.420	1:25.397	83.42	2.076	15:15:07.177	
3 -	55.702	28.918	1:24.620	84.19	1.299	15:16:31.797	
4 -	54.689	28.929	1:23.618 (2)	85.20	0.297	15:17:55.415	
5 -	54.401	28.920	1:23.321 (1)	85.50		15:19:18.736	
6 -	55.009	29.223	1:24.232 (3)	84.58	0.911	15:20:42.968	

BMCRC - MRO Championships 2023 - Rnd 4 @ Donington Park

BMCRC F1 & F2 Sidecars

RACE 12 - BEST SECTORS

SECTOR 1			SECTOR 2			IDEAL / BEST COMPARISON						
POS	NO	NAME	TIME	NO	NAME	TIME	POS	NO	NAME	IDEAL	BEST	DIFF
									PERFECT LAP	1:11.917		
1	17	CRAWFORD / HARDIE	46.482	17	CRAWFORD / HARDIE	25.435	1	17	CRAWFORD / HARDIE	1:11.917	1:12.038	0.121
2	11	GILBERT / HILDIGE	48.100	11	GILBERT / HILDIGE	26.191	2	11	GILBERT / HILDIGE	1:14.291	1:14.609	0.318
3	84	LAIDLAW / LAIDLAW	49.030	84	LAIDLAW / LAIDLAW	26.590	3	84	LAIDLAW / LAIDLAW	1:15.620	1:15.735	0.115
4	100	STEVENS / STEVENS	49.124	100	STEVENS / STEVENS	26.925	4	100	STEVENS / STEVENS	1:16.049	1:16.049	0.000
5	7	PEARSON / DODD	49.963	7	PEARSON / DODD	26.970	5	7	PEARSON / DODD	1:16.933	1:16.974	0.041
6	37	MORPHET / REILLY	50.374	37	MORPHET / REILLY	26.998	6	37	MORPHET / REILLY	1:17.372	1:17.445	0.073
7	95	REMNANT / TILLEY	54.401	95	REMNANT / TILLEY	28.918	7	95	REMNANT / TILLEY	1:23.319	1:23.321	0.002
8	67	JEFFREY / FIELD	55.442	67	JEFFREY / FIELD	29.267	8	67	JEFFREY / FIELD	1:24.709	1:25.033	0.324
9	19	MACBRIDE / EDWARDS	1:02.454	19	MACBRIDE / EDWARDS	32.419	9	19	MACBRIDE / EDWARDS	1:34.873	1:36.407	1.534

BMCRC - MRO Championships 2023 - Rnd 4 @ Donington Park

BMCRC F1 & F2 Sidecars

RACE 12 - STATISTICS

Competitors Started 9
Planned Start 2023-06-03 @ 15:00:00.000
Actual Start 2023-06-03 @ 15:12:10.928
Finish Time 2023-06-03 @ 15:20:45.965
Track Length 1.9790mi.
Total Laps 60
Total Distance Covered 118.7440mi.

Session Fastest Lap History

NO	CL	NAME	LAP TIME	TIME OF DAY	LAP	VEHICLE
17	F2	CRAWFORD / HARDIE	1:12.734	15:14:40.736	2	LCR Suzuki
17	F2	CRAWFORD / HARDIE	1:12.038	15:15:52.773	3	LCR Suzuki

Session Leader History

NO	CL	NAME	FROM LAP	LAPS LED	DISTANCE	VEHICLE
17	F2	CRAWFORD / HARDIE	1	7	13.81 miles	LCR Suzuki

Flag History

TYPE	TIME OF DAY
GREEN	15:12:10.928
FINISH	15:20:45.965

Flag Statistics

TYPE	COUNT	TOTAL LAPS	TOTAL TIME
Green	1	7	10:12.116
Red	0	0	0.000
Safety Car	0	0	0.000
FCY	0	0	0.000

BMCRC - MRO Championships 2023 - Rnd 4 @ Donington Park

BMCRC F1 & F2 Sidecars

RACE 12 - STATISTICS

CLASS : F1

5 Starters

Fastest Lap History

NO	NAME	LAP TIME	TIME OF DAY	LAP	VEHICLE
11	GILBERT / HILDIGE	1:14.609	15:14:44.014	2	Ryde 1000

Leader History

NO	NAME	FROM LAP	LAPS LED	DISTANCE	VEHICLE
11	GILBERT / HILDIGE	1	7	13.81 miles	Ryde 1000

BMCRC - MRO Championships 2023 - Rnd 4 @ Donington Park

BMCRC F1 & F2 Sidecars

RACE 12 - STATISTICS

CLASS : F2

4 Starters

Fastest Lap History

NO	NAME	LAP TIME	TIME OF DAY	LAP	VEHICLE
17	CRAWFORD / HARDIE	1:12.734	15:14:40.736	2	LCR Suzuki
17	CRAWFORD / HARDIE	1:12.038	15:15:52.773	3	LCR Suzuki

Leader History

NO	NAME	FROM LAP	LAPS LED	DISTANCE	VEHICLE
17	CRAWFORD / HARDIE	1	7	13.81 miles	LCR Suzuki

BMCRC - MRO Championships 2023 - Rnd 4 @ Donington Park

BMCRC F1 & F2 Sidecars

RACE 1 - GRID (10 Laps)



ROW 7	1		1		19	90 PHILLIPS / EDWARDS
ROW 6	18	117 POTTINGER / DODD	17		16	188 BEST / WATT
ROW 5	15	65 FAIERS / PLUCKROSE	14		13	19 MACBRIDE / EDWARDS 1:36.407
ROW 4	12	67 JEFFREY / FIELD 1:25.033	11		10	95 REMNANT / TILLEY 1:23.321
ROW 3	9	37 MORPHET / REILLY 1:17.445	8		7	7 PEARSON / DODD 1:16.974
ROW 2	6	100 STEVENS / STEVENS 1:16.049	5		4	84 LAIDLOW / LAIDLOW 1:15.735
ROW 1	3	11 GILBERT / HILDIGE 1:14.609	2		1	17 CRAWFORD / HARDIE 1:12.038 Pole

Donington Park National: 1.9790 miles

These results are provisional until the conclusion of any judicial and technical matters.

Clerk Of Course :	Stewards :	Timekeeper : Richard Evans
-------------------	------------	----------------------------

Results can be found at www.tsl-timing.com

Printed - 15:26 Saturday, 03 June 2023



BMCRC - MRO Championships 2023 - Rnd 4 @ Donington Park

BMCRC F1 & F2 Sidecars

RACE 1 - CLASSIFICATION



POS	NO	CL	PIC NAME	ENTRY	LAPS	TIME	GAP	DIFF	MPH	BEST	ON
1	17	F2	1 CRAWFORD / HARDIE	LCR Suzuki - ABS Racing	10	12:14.977			96.75	1:12.188	4
2	11	F1	1 GILBERT / HILDIGE	Ryde 1000 - West Ewell fencing	10	12:40.754	25.777	25.777	93.47	1:14.830	2
3	84	F1	2 LAIDLAW / LAIDLAW	Yamaha R6 - Marin motorsport	10	12:42.465	27.488	1.711	93.26	1:14.817	7
4	7	F2	2 PEARSON / DODD	LCR Suzuki - Sesku Scaffolding	10	12:58.127	43.150	15.662	91.38	1:16.779	8
5	37	F2	3 MORPHET / REILLY	LCR Suzuki -	10	12:59.997	45.020	1.870	91.16	1:16.772	8
6	95	F2	4 REMNANT / TILLEY	Lumley Kawasaki -	9	12:41.918	1 Lap	1 Lap	83.97	1:23.348	6
7	67	F1	3 JEFFREY / FIELD	Windle F1 - MJP/wesso racing	9	13:03.655	1 Lap	21.737	81.64	1:23.671	9
8	90	F2	5 PHILLIPS / EDWARDS	MRE F2 - The Green Dragon - Brigstock	9	13:13.230	1 Lap	9.575	80.66	1:25.560	8
9	19	F1	4 MACBRIDE / EDWARDS	LCR Yamaha R6 - Lifesafety Motorsport	8	13:05.038	2 Laps	1 Lap	72.43	1:35.101	2

NOT CLASSIFIED

DNF	100	F1	STEVENS / STEVENS	Ryde Yamaha R6 -	5	6:43.242	5 Laps	3 Laps	88.00	1:17.914	4
-----	-----	----	-------------------	------------------	---	----------	--------	--------	-------	----------	---

FASTEST LAP

17	F2	CRAWFORD / HARDIE	LCR Suzuki - ABS Racing	4	1:12.188	98.69 mph	158.83 kph
84	F1	LAIDLAW / LAIDLAW	Yamaha R6 - Marin motorsport	7	1:14.817	95.22 mph	153.25 kph

Class F2 - 92.5% of Race Speed = 89.49 mph

Class F1 - 92.5% of Race Speed = 86.45 mph

Weather / Track : Overcast / Dry

These results are provisional until the conclusion of any judicial and technical matters.

Race Distance: 10 Laps / 19.79 miles

Donington Park National: 1.9790 miles

Date: 04/06/2023 Start: 09:25 Finish: 09:37

Clerk Of Course :

Stewards :

Timekeeper : Richard Evans

Results can be found at www.tsl-timing.com

Printed - 09:39 Sunday, 04 June 2023



BMCRC - MRO Championships 2023 - Rnd 4 @ Donington Park

BMCRC F1 & F2 Sidecars

RACE 1 - LAP CHART

LAP 1 @ 09:26:49.623			LAP 6 @ 09:32:54.305		
NO	BEHIND	LAP TIME	NO	BEHIND	LAP TIME
17		1:16.908	17		1:14.377
11	2.513	1:19.421	67	1 Lap	1:26.213
84	4.364	1:21.272	90	1 Lap	1:26.953
37	5.041	1:21.949	11	15.555	1:14.980
7	5.981	1:22.889	84	18.403	1:15.314
100	7.629	1:24.537	37	27.133	1:17.556
95	12.236	1:29.144	7	27.321	1:17.154
67	16.457	1:33.365	19	1 Lap	1:37.304
90	17.267	1:34.175	95	1:07.843	1:23.348
19	23.261	1:40.169			

LAP 2 @ 09:28:02.326			LAP 7 @ 09:34:07.438		
NO	BEHIND	LAP TIME	NO	BEHIND	LAP TIME
17		1:12.703	17		1:13.133
11	4.640	1:14.830	67	1 Lap	1:25.030
84	7.826	1:16.165	90	1 Lap	1:27.869
37	9.658	1:17.320	11	17.549	1:15.127
7	10.209	1:16.931	84	20.087	1:14.817
100	13.043	1:18.117	7	31.077	1:16.889
95	24.153	1:24.620	37	31.525	1:17.525
67	31.522	1:27.768	19	1 Lap	1:40.312
90	32.284	1:27.720			
19	45.659	1:35.101			

LAP 3 @ 09:29:14.644			LAP 8 @ 09:35:21.501		
NO	BEHIND	LAP TIME	NO	BEHIND	LAP TIME
17		1:12.318	17		1:14.063
11	8.052	1:15.730	95	1 Lap	1:23.787
84	11.667	1:16.159	11	19.925	1:16.439
37	14.449	1:17.109	84	22.747	1:16.723
7	14.776	1:16.885	67	1 Lap	1:27.486
100	18.963	1:18.238	90	1 Lap	1:27.988
95	36.098	1:24.263	7	33.793	1:16.779
67	46.836	1:27.632	37	34.234	1:16.772
90	48.388	1:28.422			

LAP 4 @ 09:30:26.832			LAP 9 @ 09:36:35.352		
NO	BEHIND	LAP TIME	NO	BEHIND	LAP TIME
17		1:12.188	17		1:13.851
19	1 Lap	1:39.066	95	1 Lap	1:25.107
11	11.885	1:16.021	11	22.204	1:16.130
84	15.168	1:15.689	19	2 Laps	1:39.175
37	19.993	1:17.732	84	24.502	1:15.606
7	20.496	1:17.908	67	1 Lap	1:25.787
100	24.689	1:17.914	7	37.767	1:17.825
95	48.302	1:24.392	37	38.251	1:17.868
67	1:01.351	1:26.703	90	1 Lap	1:25.560
90	1:03.183	1:26.983			

LAP 5 @ 09:31:39.928			LAP 10 @ 09:37:47.692		
NO	BEHIND	LAP TIME	NO	BEHIND	LAP TIME
17		1:13.096	17		1:12.340
11	14.952	1:16.163	11	25.777	1:15.913
84	17.466	1:15.394	95	1 Lap	1:23.591
19	1 Lap	1:35.895	84	27.488	1:15.326
37	23.954	1:17.057	7	43.150	1:17.723
7	24.544	1:17.144	37	45.020	1:19.109
100	36.029	1:24.436 P	67	1 Lap	1:23.671
95	58.872	1:23.666	19	2 Laps	1:38.016
			90	1 Lap	1:27.560

Weather / Track : Overcast / Dry

Results can be found at www.tsl-timing.com

Donington Park National: 1.9790 miles
Date: 04/06/2023 Start: 09:25 Finish: 09:37

Printed - 09:40 Sunday, 04 June 2023

BMCRC - MRO Championships 2023 - Rnd 4 @ Donington Park

BMCRC F1 & F2 Sidecars

RACE 1 - POSITION CHART

No	Name	Lap											
		Pos	1	2	3	4	5	6	7	8	9	10	
17	CRAWFORD / HARDIE	1	17	17	17	17	17	17	17	17	17	17	17
11	GILBERT / HILDIGE	2	11	11	11	11	11	11	11	11	11	11	11
84	LAIDLAW / LAIDLAW	3	84	84	84	84	84	84	84	84	84	84	84
100	STEVENS / STEVENS	4	37	37	37	37	37	37	7	7	7	7	7
7	PEARSON / DODD	5	7	7	7	7	7	7	37	37	37	37	37
37	MORPHET / REILLY	6	100	100	100	100	100	95	95	95	95	95	95
95	REMNANT / TILLEY	7	95	95	95	95	95	67	67	67	67	67	67
67	JEFFREY / FIELD	8	67	67	67	67	67	90	90	90	90	90	90
19	MACBRIDE / EDWARD	9	90	90	90	90	90	19	19	19	19	19	19
90	PHILLIPS / EDWARDS	10	19	19	19	19	19						

BMCRC - MRO Championships 2023 - Rnd 4 @ Donington Park

BMCRC F1 & F2 Sidecars

RACE 1 - SECTOR ANALYSIS



SECTOR 1 = FL to I1, SECTOR 2 = I1 to FL, DIFF = Difference To Personal Best Lap, P = Crossed Finish Line in Pit Lane, D = Time Disallowed

P1 17 F2		CRAWFORD / HARDIE		LCR Suzuki - ABS Racing		
IDEAL LAP TIME : 1:12.188		BEST LAP TIME : 1:12.188		DIFFERENCE : 0.000		
LAP	SECTOR 1	SECTOR 2	LAP TIME	MPH	DIFF	TIME OF DAY
1 -		25.808	1:16.908	92.63	4.720	09:26:49.623
2 -	47.082	25.621	1:12.703	97.99	0.515	09:28:02.326
3 -	46.726	25.592	1:12.318 (2)	98.51	0.130	09:29:14.644
4 -	46.676	25.512	1:12.188 (1)	98.69		09:30:26.832
5 -	47.258	25.838	1:13.096	97.46	0.908	09:31:39.928
6 -	47.524	26.853	1:14.377	95.79	2.189	09:32:54.305
7 -	46.929	26.204	1:13.133	97.42	0.945	09:34:07.438
8 -	47.991	26.072	1:14.063	96.19	1.875	09:35:21.501
9 -	47.520	26.331	1:13.851	96.47	1.663	09:36:35.352
10 -	46.818	25.522	1:12.340 (3)	98.48	0.152	09:37:47.692

P2 11 F1		GILBERT / HILDIGE		Ryde 1000 - West Ewell fencing		
IDEAL LAP TIME : 1:14.670		BEST LAP TIME : 1:14.830		DIFFERENCE : 0.160		
LAP	SECTOR 1	SECTOR 2	LAP TIME	MPH	DIFF	TIME OF DAY
1 -		26.334	1:19.421	89.70	4.591	09:26:52.136
2 -	48.336	26.494	1:14.830 (1)	95.21		09:28:06.966
3 -	48.832	26.898	1:15.730	94.07	0.900	09:29:22.696
4 -	48.908	27.113	1:16.021	93.71	1.191	09:30:38.717
5 -	49.402	26.761	1:16.163	93.54	1.333	09:31:54.880
6 -	48.451	26.529	1:14.980 (2)	95.02	0.150	09:33:09.860
7 -	48.518	26.609	1:15.127 (3)	94.83	0.297	09:34:24.987
8 -	49.387	27.052	1:16.439	93.20	1.609	09:35:41.426
9 -	49.082	27.048	1:16.130	93.58	1.300	09:36:57.556
10 -	48.986	26.927	1:15.913	93.85	1.083	09:38:13.469

P3 84 F1		LAIDLAW / LAIDLAW		Yamaha R6 - Marin motorsport		
IDEAL LAP TIME : 1:14.817		BEST LAP TIME : 1:14.817		DIFFERENCE : 0.000		
LAP	SECTOR 1	SECTOR 2	LAP TIME	MPH	DIFF	TIME OF DAY
1 -		27.246	1:21.272	87.66	6.455	09:26:53.987
2 -	49.253	26.912	1:16.165	93.54	1.348	09:28:10.152
3 -	48.948	27.211	1:16.159	93.54	1.342	09:29:26.311
4 -	48.744	26.945	1:15.689	94.13	0.872	09:30:42.000
5 -	48.141	27.253	1:15.394	94.49	0.577	09:31:57.394
6 -	48.475	26.839	1:15.314 (2)	94.59	0.497	09:33:12.708
7 -	47.984	26.833	1:14.817 (1)	95.22		09:34:27.525
8 -	49.684	27.039	1:16.723	92.86	1.906	09:35:44.248
9 -	48.416	27.190	1:15.606	94.23	0.789	09:36:59.854
10 -	48.218	27.108	1:15.326 (3)	94.58	0.509	09:38:15.180

P4 7 F2		PEARSON / DODD		LCR Suzuki - Sesku Scaffolding		
IDEAL LAP TIME : 1:16.620		BEST LAP TIME : 1:16.779		DIFFERENCE : 0.159		
LAP	SECTOR 1	SECTOR 2	LAP TIME	MPH	DIFF	TIME OF DAY
1 -		27.525	1:22.889	85.95	6.110	09:26:55.604
2 -	49.705	27.226	1:16.931	92.61	0.152	09:28:12.535
3 -	49.946	26.939	1:16.885 (2)	92.66	0.106	09:29:29.420
4 -	50.522	27.386	1:17.908	91.44	1.129	09:30:47.328
5 -	50.026	27.118	1:17.144	92.35	0.365	09:32:04.472
6 -	50.111	27.043	1:17.154	92.34	0.375	09:33:21.626
7 -	49.899	26.990	1:16.889 (3)	92.66	0.110	09:34:38.515
8 -	49.864	26.915	1:16.779 (1)	92.79		09:35:55.294
9 -	50.825	27.000	1:17.825	91.54	1.046	09:37:13.119
10 -	50.491	27.232	1:17.723	91.66	0.944	09:38:30.842

BMCRC - MRO Championships 2023 - Rnd 4 @ Donington Park

BMCRC F1 & F2 Sidecars

RACE 1 - SECTOR ANALYSIS



SECTOR 1 = FL to I1, SECTOR 2 = I1 to FL, DIFF = Difference To Personal Best Lap, P = Crossed Finish Line in Pit Lane, D = Time Disallowed

P5 37 F2 MORPHET / REILLY			LCR Suzuki -			
IDEAL LAP TIME : 1:16.638		BEST LAP TIME : 1:16.772		DIFFERENCE : 0.134		
LAP	SECTOR 1	SECTOR 2	LAP TIME	MPH	DIFF	TIME OF DAY
1 -		27.302	1:21.949	86.93	5.177	09:26:54.664
2 -	50.086	27.234	1:17.320	92.14	0.548	09:28:11.984
3 -	49.906	27.203	1:17.109 (3)	92.39	0.337	09:29:29.093
4 -	50.315	27.417	1:17.732	91.65	0.960	09:30:46.825
5 -	50.022	27.035	1:17.057 (2)	92.45	0.285	09:32:03.882
6 -	50.317	27.239	1:17.556	91.86	0.784	09:33:21.438
7 -	50.497	27.028	1:17.525	91.90	0.753	09:34:38.963
8 -	49.610	27.162	1:16.772 (1)	92.80		09:35:55.735
9 -	50.705	27.163	1:17.868	91.49	1.096	09:37:13.603
10 -	51.505	27.604	1:19.109	90.06	2.337	09:38:32.712

P6 95 F2 REMNANT / TILLEY			Lumley Kawasaki -			
IDEAL LAP TIME : 1:23.121		BEST LAP TIME : 1:23.348		DIFFERENCE : 0.227		
LAP	SECTOR 1	SECTOR 2	LAP TIME	MPH	DIFF	TIME OF DAY
1 -		29.803	1:29.144	79.92	5.796	09:27:01.859
2 -	54.902	29.718	1:24.620	84.19	1.272	09:28:26.479
3 -	54.840	29.423	1:24.263	84.55	0.915	09:29:50.742
4 -	55.394	28.998	1:24.392	84.42	1.044	09:31:15.134
5 -	54.654	29.012	1:23.666 (3)	85.15	0.318	09:32:38.800
6 -	54.198	29.150	1:23.348 (1)	85.48		09:34:02.148
7 -	54.864	28.923	1:23.787	85.03	0.439	09:35:25.935
8 -	55.580	29.527	1:25.107	83.71	1.759	09:36:51.042
9 -	54.429	29.162	1:23.591 (2)	85.23	0.243	09:38:14.633

P7 67 F1 JEFFREY / FIELD			Windle F1 - MJP/wesso racing			
IDEAL LAP TIME : 1:23.671		BEST LAP TIME : 1:23.671		DIFFERENCE : 0.000		
LAP	SECTOR 1	SECTOR 2	LAP TIME	MPH	DIFF	TIME OF DAY
1 -		30.479	1:33.365	76.30	9.694	09:27:06.080
2 -	57.224	30.544	1:27.768	81.17	4.097	09:28:33.848
3 -	57.351	30.281	1:27.632	81.30	3.961	09:30:01.480
4 -	56.812	29.891	1:26.703	82.17	3.032	09:31:28.183
5 -	56.426	29.787	1:26.213	82.63	2.542	09:32:54.396
6 -	55.649	29.381	1:25.030 (2)	83.78	1.359	09:34:19.426
7 -	56.602	30.884	1:27.486	81.43	3.815	09:35:46.912
8 -	56.648	29.139	1:25.787 (3)	83.05	2.116	09:37:12.699
9 -	54.822	28.849	1:23.671 (1)	85.15		09:38:36.370

P8 90 F2 PHILLIPS / EDWARDS			MRE F2 - The Green Dragon - Brigstock			
IDEAL LAP TIME : 1:25.560		BEST LAP TIME : 1:25.560		DIFFERENCE : 0.000		
LAP	SECTOR 1	SECTOR 2	LAP TIME	MPH	DIFF	TIME OF DAY
1 -		30.549	1:34.175	75.65	8.615	09:27:06.890
2 -	57.124	30.596	1:27.720	81.22	2.160	09:28:34.610
3 -	57.764	30.658	1:28.422	80.57	2.862	09:30:03.032
4 -	56.648	30.335	1:26.983 (3)	81.90	1.423	09:31:30.015
5 -	56.536	30.417	1:26.953 (2)	81.93	1.393	09:32:56.968
6 -	57.336	30.533	1:27.869	81.08	2.309	09:34:24.837
7 -	57.577	30.411	1:27.988	80.97	2.428	09:35:52.825
8 -	55.994	29.566	1:25.560 (1)	83.27		09:37:18.385
9 -	57.147	30.413	1:27.560	81.36	2.000	09:38:45.945

BMCRC - MRO Championships 2023 - Rnd 4 @ Donington Park

BMCRC F1 & F2 Sidecars

RACE 1 - SECTOR ANALYSIS



SECTOR 1 = FL to I1, SECTOR 2 = I1 to FL, DIFF = Difference To Personal Best Lap, P = Crossed Finish Line in Pit Lane, D = Time Disallowed

P9		19 F1		MACBRIDE / EDWARDS		LCR Yamaha R6 - Lifesafety Motorsport	
IDEAL LAP TIME : 1:34.558		BEST LAP TIME : 1:35.101		DIFFERENCE : 0.543			
LAP	SECTOR 1	SECTOR 2	LAP TIME	MPH	DIFF	TIME OF DAY	
1 -		32.365	1:40.169	71.12	5.068	09:27:12.884	
2 -	1:02.645	32.456	1:35.101 (1)	74.91		09:28:47.985	
3 -	1:05.710	33.356	1:39.066	71.91	3.965	09:30:27.051	
4 -	1:02.193	33.702	1:35.895 (2)	74.29	0.794	09:32:02.946	
5 -	1:03.459	33.845	1:37.304 (3)	73.22	2.203	09:33:40.250	
6 -	1:06.140	34.172	1:40.312	71.02	5.211	09:35:20.562	
7 -	1:05.551	33.624	1:39.175	71.83	4.074	09:36:59.737	
8 -	1:04.092	33.924	1:38.016	72.68	2.915	09:38:37.753	

P10		100 F1		STEVENS / STEVENS		Ryde Yamaha R6 -	
IDEAL LAP TIME : 1:17.883		BEST LAP TIME : 1:17.914		DIFFERENCE : 0.031			
LAP	SECTOR 1	SECTOR 2	LAP TIME	MPH	DIFF	TIME OF DAY	
1 -		28.206	1:24.537	84.27	6.623	09:26:57.252	
2 -	50.394	27.723	1:18.117 (2)	91.20	0.203	09:28:15.369	
3 -	50.349	27.889	1:18.238 (3)	91.06	0.324	09:29:33.607	
4 -	50.380	27.534	1:17.914 (1)	91.44		09:30:51.521	
5 -	50.497	IN PIT	1:24.436 P	84.37	6.522	09:32:15.957	

BMCRC - MRO Championships 2023 - Rnd 4 @ Donington Park

BMCRC F1 & F2 Sidecars

RACE 1 - BEST SECTORS

SECTOR 1			SECTOR 2			IDEAL / BEST COMPARISON						
POS	NO	NAME	TIME	NO	NAME	TIME	POS	NO	NAME	IDEAL	BEST	DIFF
1	17	CRAWFORD / HARDIE	46.676	17	CRAWFORD / HARDIE	25.512	1	17	CRAWFORD / HARDIE	1:12.188	1:12.188	0.000
2	84	LAIDLAW / LAIDLAW	47.984	11	GILBERT / HILDIGE	26.334	2	11	GILBERT / HILDIGE	1:14.670	1:14.830	0.160
3	11	GILBERT / HILDIGE	48.336	84	LAIDLAW / LAIDLAW	26.833	3	84	LAIDLAW / LAIDLAW	1:14.817	1:14.817	0.000
4	37	MORPHET / REILLY	49.610	7	PEARSON / DODD	26.915	4	7	PEARSON / DODD	1:16.620	1:16.779	0.159
5	7	PEARSON / DODD	49.705	37	MORPHET / REILLY	27.028	5	37	MORPHET / REILLY	1:16.638	1:16.772	0.134
6	100	STEVENS / STEVENS	50.349	100	STEVENS / STEVENS	27.534	6	100	STEVENS / STEVENS	1:17.883	1:17.914	0.031
7	95	REMNANT / TILLEY	54.198	67	JEFFREY / FIELD	28.849	7	95	REMNANT / TILLEY	1:23.121	1:23.348	0.227
8	67	JEFFREY / FIELD	54.822	95	REMNANT / TILLEY	28.923	8	67	JEFFREY / FIELD	1:23.671	1:23.671	0.000
9	90	PHILLIPS / EDWARDS	55.994	90	PHILLIPS / EDWARDS	29.566	9	90	PHILLIPS / EDWARDS	1:25.560	1:25.560	0.000
10	19	MACBRIDE / EDWARDS	1:02.193	19	MACBRIDE / EDWARDS	32.365	10	19	MACBRIDE / EDWARDS	1:34.558	1:35.101	0.543

PERFECT LAP 1:12.188

BMCRC - MRO Championships 2023 - Rnd 4 @ Donington Park

BMCRC F1 & F2 Sidecars

RACE 1 - STATISTICS

Competitors Started 10
Planned Start 2023-06-04 @ 09:20:00.000
Actual Start 2023-06-04 @ 09:25:32.714
Finish Time 2023-06-04 @ 09:37:47.691
Track Length 1.9790mi.
Total Laps 90
Total Distance Covered 178.1160mi.

Session Fastest Lap History

NO	CL	NAME	LAP TIME	TIME OF DAY	LAP	VEHICLE
17	F2	CRAWFORD / HARDIE	1:12.703	09:28:02.339	2	LCR Suzuki
17	F2	CRAWFORD / HARDIE	1:12.318	09:29:14.656	3	LCR Suzuki
17	F2	CRAWFORD / HARDIE	1:12.188	09:30:26.844	4	LCR Suzuki

Session Leader History

NO	CL	NAME	FROM LAP	LAPS LED	DISTANCE	VEHICLE
17	F2	CRAWFORD / HARDIE	1	10	19.75 miles	LCR Suzuki

Flag History

TYPE	TIME OF DAY
GREEN	09:25:32.714
FINISH	09:37:47.691

Flag Statistics

TYPE	COUNT	TOTAL LAPS	TOTAL TIME
Green	1	10	13:18.722
Red	0	0	0.000
Safety Car	0	0	0.000
FCY	0	0	0.000

BMCRC - MRO Championships 2023 - Rnd 4 @ Donington Park

BMCRC F1 & F2 Sidecars

RACE 1 - STATISTICS

CLASS : F1

5 Starters

Fastest Lap History

NO	NAME	LAP TIME	TIME OF DAY	LAP	VEHICLE
11	GILBERT / HILDIGE	1:14.830	09:28:06.987	2	Ryde 1000
84	LAIDLAW / LAIDLAW	1:14.817	09:34:27.541	7	Yamaha R6

Leader History

NO	NAME	FROM LAP	LAPS LED	DISTANCE	VEHICLE
11	GILBERT / HILDIGE	1	10	19.75 miles	Ryde 1000

BMCRC - MRO Championships 2023 - Rnd 4 @ Donington Park

BMCRC F1 & F2 Sidecars

RACE 1 - STATISTICS

CLASS : F2

5 Starters

Fastest Lap History

NO	NAME	LAP TIME	TIME OF DAY	LAP	VEHICLE
17	CRAWFORD / HARDIE	1:12.703	09:28:02.339	2	LCR Suzuki
17	CRAWFORD / HARDIE	1:12.318	09:29:14.656	3	LCR Suzuki
17	CRAWFORD / HARDIE	1:12.188	09:30:26.844	4	LCR Suzuki

Leader History

NO	NAME	FROM LAP	LAPS LED	DISTANCE	VEHICLE
17	CRAWFORD / HARDIE	1	10	19.75 miles	LCR Suzuki

BMCRC - MRO Championships 2023 - Rnd 4 @ Donington Park

BMCRC F1 & F2 Sidecars

RACE 12 - GRID (10 Laps)



ROW 7	1		1		19	117 POTTINGER / DODD			
ROW 6	18	188 BEST / WATT	17		16	65 FAIERS / PLUCKROSE			
ROW 5			15	1:35.101 19 MACBRIDE / EDWARDS	14		13	90 PHILLIPS / EDWARDS	1:25.560
ROW 4	12	1:23.671 67 JEFFREY / FIELD	11		10	1:23.348 95 REMNANT / TILLEY			
ROW 3			9	1:17.914 100 STEVENS / STEVENS	8		7	7 PEARSON / DODD	1:16.779
ROW 2	6	1:16.772 37 MORPHET / REILLY	5		4	1:14.830 11 GILBERT / HILDIGE			
ROW 1			3	1:14.817 84 LAIDLAW / LAIDLAW	2		1	17 CRAWFORD / HARDIE	1:12.188
Pole									

Donington Park National: 1.9790 miles

These results are provisional until the conclusion of any judicial and technical matters.

Clerk Of Course :	Stewards :	Timekeeper : Richard Evans
-------------------	------------	----------------------------

Results can be found at www.tsl-timing.com

Printed - 09:41 Sunday, 04 June 2023



BMCRC - MRO Championships 2023 - Rnd 4 @ Donington Park

BMCRC F1 & F2 Sidecars

RACE 12 - CLASSIFICATION



POS	NO	CL	PIC NAME	ENTRY	LAPS	TIME	GAP	DIFF	MPH	BEST	ON
1	17	F2	1 CRAWFORD / HARDIE	LCR Suzuki - ABS Racing	10	12:19.061			96.21	1:12.305	2
2	11	F1	1 GILBERT / HILDIGE	Ryde 1000 - West Ewell fencing	10	12:36.666	17.605	17.605	93.97	1:14.053	3
3	84	F1	2 LAIDLAW / LAIDLAW	Yamaha R6 - Marin motorsport	10	12:51.889	32.828	15.223	92.12	1:14.723	4
4	7	F2	2 PEARSON / DODD	LCR Suzuki - Sesku Scaffolding	10	12:55.680	36.619	3.791	91.67	1:16.308	7
5	37	F2	3 MORPHET / REILLY	LCR Suzuki -	10	12:58.613	39.552	2.933	91.32	1:16.628	7
6	67	F1	3 JEFFREY / FIELD	Windle F1 - MJP/wesso racing	9	13:09.430	1 Lap	1 Lap	81.05	1:27.042	8
7	90	F2	4 PHILLIPS / EDWARDS	MRE F2 - The Green Dragon - Brigstock	9	13:18.335	1 Lap	8.905	80.14	1:26.634	7
8	95	F2	5 REMNANT / TILLEY	Lumley Kawasaki -	9	13:29.481	1 Lap	11.146	79.04	1:23.276	7
9	19	F1	4 MACBRIDE / EDWARDS	LCR Yamaha R6 - Lifesafety Motorsport	8	12:46.786	2 Laps	1 Lap	74.15	1:33.172	4

NOT CLASSIFIED

DNF 188 F1 BEST / WATT LCR Kawasaki - Ecosse Consulting Lts 2 3:32.364 8 Laps 6 Laps 66.45

FASTEST LAP

17	F2	CRAWFORD / HARDIE	LCR Suzuki - ABS Racing	2	1:12.305	98.53 mph	158.57 kph
11	F1	GILBERT / HILDIGE	Ryde 1000 - West Ewell fencing	3	1:14.053	96.21 mph	154.83 kph

Class F2 - 92.5% of Race Speed = 88.99 mph

Class F1 - 92.5% of Race Speed = 86.92 mph

Weather / Track : Sunny / Dry

These results are provisional until the conclusion of any judicial and technical matters.

Race Distance: 10 Laps / 19.79 miles
Donington Park National: 1.9790 miles
Date: 04/06/2023 Start: 13:42 Finish: 13:54

Clerk Of Course :

Stewards :

Timekeeper : Richard Evans

Results can be found at www.tsl-timing.com

Printed - 13:56 Sunday, 04 June 2023



BMCRC - MRO Championships 2023 - Rnd 4 @ Donington Park

BMCRC F1 & F2 Sidecars

RACE 12 - LAP CHART

LAP 1 @ 13:43:45.478			LAP 6 @ 13:49:50.408		
NO	BEHIND	LAP TIME	NO	BEHIND	LAP TIME
17		1:16.564	17		1:14.455
11	2.691	1:19.255	90	1 Lap	1:27.369
84	3.375	1:19.939	11	12.705	1:14.662
37	5.067	1:21.631	84	15.069	1:15.312
7	5.177	1:21.741	7	25.345	1:16.793
67	12.310	1:28.874	37	26.739	1:17.238
95	13.065	1:29.629	19	1 Lap	1:34.061
188	18.719	1:35.283	95	1:10.418	1:23.524
90	19.302	1:35.866			
19	21.913	1:38.477			

LAP 2 @ 13:44:57.783			LAP 7 @ 13:51:05.098		
NO	BEHIND	LAP TIME	NO	BEHIND	LAP TIME
17		1:12.305	17		1:14.690
11	6.199	1:15.813	67	1 Lap	1:27.153
84	7.143	1:16.073	11	13.475	1:15.460
37	10.169	1:17.407	84	16.543	1:16.164
7	10.284	1:17.412	90	1 Lap	1:27.561
95	26.110	1:25.350	7	26.963	1:16.308
67	27.883	1:27.878	37	28.677	1:16.628
90	37.271	1:30.274	19	1 Lap	1:34.044
19	45.752	1:36.144			
188	1:03.495	1:57.081 P			

LAP 3 @ 13:46:11.108			LAP 8 @ 13:52:19.246		
NO	BEHIND	LAP TIME	NO	BEHIND	LAP TIME
17		1:13.325	17		1:14.148
11	6.927	1:14.053	95	1 Lap	1:23.276
84	9.236	1:15.418	11	14.847	1:15.520
7	13.846	1:16.887	67	1 Lap	1:27.748
37	14.661	1:17.817	84	27.162	1:24.767
95	38.165	1:25.380	7	29.837	1:17.022
67	41.884	1:27.326	37	31.862	1:17.333
90	51.681	1:27.735	90	1 Lap	1:26.634
19	1:11.851	1:39.424			

LAP 4 @ 13:47:23.490			LAP 9 @ 13:53:32.303		
NO	BEHIND	LAP TIME	NO	BEHIND	LAP TIME
17		1:12.382	17		1:13.057
11	9.460	1:14.915	19	2 Laps	1:34.595
84	11.577	1:14.723	11	17.190	1:15.400
7	18.304	1:16.840	95	1 Lap	1:29.882
37	19.161	1:16.882	84	31.323	1:17.218
95	50.442	1:24.659	7	35.025	1:18.245
67	56.651	1:27.149	37	37.056	1:18.251
90	1:07.447	1:28.148	67	1 Lap	1:27.042
			90	1 Lap	1:26.808

LAP 5 @ 13:48:35.953			LAP 10 @ 13:54:47.975		
NO	BEHIND	LAP TIME	NO	BEHIND	LAP TIME
17		1:12.463	17		1:15.672
11	12.498	1:15.501	11	17.605	1:16.087
84	14.212	1:15.098	19	2 Laps	1:36.869
19	1 Lap	1:33.172	84	32.828	1:17.177
7	23.007	1:17.166	7	36.619	1:17.266
37	23.956	1:17.258	37	39.552	1:18.168
95	1:01.349	1:23.370	67	1 Lap	1:27.227
67	1:13.221	1:29.033	90	1 Lap	1:27.940
			95	1 Lap	2:04.411

BMCRC - MRO Championships 2023 - Rnd 4 @ Donington Park

BMCRC F1 & F2 Sidecars

RACE 12 - POSITION CHART

No	Name	Lap												
		Pos	1	2	3	4	5	6	7	8	9	10		
17	CRAWFORD / HARDIE	1	17	17	17	17	17	17	17	17	17	17	17	17
84	LAIDLAW / LAIDLAW	2	11	11	11	11	11	11	11	11	11	11	11	11
11	GILBERT / HILDIGE	3	84	84	84	84	84	84	84	84	84	84	84	84
37	MORPHET / REILLY	4	37	37	7	7	7	7	7	7	7	7	7	7
7	PEARSON / DODD	5	7	7	37	37	37	37	37	37	37	37	37	37
95	REMNANT / TILLEY	6	67	95	95	95	95	95	95	95	95	95	67	
67	JEFFREY / FIELD	7	95	67	67	67	67	67	67	67	67	67	90	
90	PHILLIPS / EDWARDS	8	188	90	90	90	90	90	90	90	90	90	95	
19	MACBRIDE / EDWARD	9	90	19	19	19	19	19	19	19	19	19		
188	BEST / WATT	10	19	188										

BMCRC - MRO Championships 2023 - Rnd 4 @ Donington Park

BMCRC F1 & F2 Sidecars

RACE 12 - SECTOR ANALYSIS



SECTOR 1 = FL to I1, SECTOR 2 = I1 to FL, DIFF = Difference To Personal Best Lap, P = Crossed Finish Line in Pit Lane, D = Time Disallowed

P1 17 F2		CRAWFORD / HARDIE		LCR Suzuki - ABS Racing		
IDEAL LAP TIME : 1:12.203		BEST LAP TIME : 1:12.305		DIFFERENCE : 0.102		
LAP	SECTOR 1	SECTOR 2	LAP TIME	MPH	DIFF	TIME OF DAY
1 -		25.893	1:16.564	93.05	4.259	13:43:45.478
2 -	46.922	25.383	1:12.305 (1)	98.53		13:44:57.783
3 -	47.570	25.755	1:13.325	97.16	1.020	13:46:11.108
4 -	46.849	25.533	1:12.382 (2)	98.43	0.077	13:47:23.490
5 -	47.024	25.439	1:12.463 (3)	98.32	0.158	13:48:35.953
6 -	48.376	26.079	1:14.455	95.69	2.150	13:49:50.408
7 -	48.807	25.883	1:14.690	95.38	2.385	13:51:05.098
8 -	48.571	25.577	1:14.148	96.08	1.843	13:52:19.246
9 -	46.820	26.237	1:13.057	97.52	0.752	13:53:32.303
10 -	48.049	27.623	1:15.672	94.15	3.367	13:54:47.975

P2 11 F1		GILBERT / HILDIGE		Ryde 1000 - West Ewell fencing		
IDEAL LAP TIME : 1:14.053		BEST LAP TIME : 1:14.053		DIFFERENCE : 0.000		
LAP	SECTOR 1	SECTOR 2	LAP TIME	MPH	DIFF	TIME OF DAY
1 -		26.767	1:19.255	89.89	5.202	13:43:48.169
2 -	49.606	26.207	1:15.813	93.97	1.760	13:45:03.982
3 -	47.855	26.198	1:14.053 (1)	96.21		13:46:18.035
4 -	48.394	26.521	1:14.915 (3)	95.10	0.862	13:47:32.950
5 -	48.701	26.800	1:15.501	94.36	1.448	13:48:48.451
6 -	48.405	26.257	1:14.662 (2)	95.42	0.609	13:50:03.113
7 -	49.149	26.311	1:15.460	94.41	1.407	13:51:18.573
8 -	48.859	26.661	1:15.520	94.34	1.467	13:52:34.093
9 -	48.729	26.671	1:15.400	94.49	1.347	13:53:49.493
10 -	49.243	26.844	1:16.087	93.63	2.034	13:55:05.580

P3 84 F1		LAIDLAW / LAIDLAW		Yamaha R6 - Marin motorsport		
IDEAL LAP TIME : 1:14.578		BEST LAP TIME : 1:14.723		DIFFERENCE : 0.145		
LAP	SECTOR 1	SECTOR 2	LAP TIME	MPH	DIFF	TIME OF DAY
1 -		26.843	1:19.939	89.12	5.216	13:43:48.853
2 -	49.115	26.958	1:16.073	93.65	1.350	13:45:04.926
3 -	48.537	26.881	1:15.418	94.46	0.695	13:46:20.344
4 -	48.420	26.303	1:14.723 (1)	95.34		13:47:35.067
5 -	48.275	26.823	1:15.098 (2)	94.87	0.375	13:48:50.165
6 -	48.799	26.513	1:15.312 (3)	94.60	0.589	13:50:05.477
7 -	49.542	26.622	1:16.164	93.54	1.441	13:51:21.641
8 -	56.748	28.019	1:24.767	84.04	10.044	13:52:46.408
9 -	50.483	26.735	1:17.218	92.26	2.495	13:54:03.626
10 -	49.624	27.553	1:17.177	92.31	2.454	13:55:20.803

P4 7 F2		PEARSON / DODD		LCR Suzuki - Sесku Scaffolding		
IDEAL LAP TIME : 1:16.308		BEST LAP TIME : 1:16.308		DIFFERENCE : 0.000		
LAP	SECTOR 1	SECTOR 2	LAP TIME	MPH	DIFF	TIME OF DAY
1 -		26.906	1:21.741	87.16	5.433	13:43:50.655
2 -	50.323	27.089	1:17.412	92.03	1.104	13:45:08.067
3 -	49.983	26.904	1:16.887	92.66	0.579	13:46:24.954
4 -	49.939	26.901	1:16.840 (3)	92.72	0.532	13:47:41.794
5 -	50.109	27.057	1:17.166	92.32	0.858	13:48:58.960
6 -	49.758	27.035	1:16.793 (2)	92.77	0.485	13:50:15.753
7 -	49.543	26.765	1:16.308 (1)	93.36		13:51:32.061
8 -	49.958	27.064	1:17.022	92.50	0.714	13:52:49.083
9 -	50.942	27.303	1:18.245	91.05	1.937	13:54:07.328
10 -	50.192	27.074	1:17.266	92.20	0.958	13:55:24.594

BMCRC - MRO Championships 2023 - Rnd 4 @ Donington Park

BMCRC F1 & F2 Sidecars

RACE 12 - SECTOR ANALYSIS



SECTOR 1 = FL to I1, SECTOR 2 = I1 to FL, DIFF = Difference To Personal Best Lap, P = Crossed Finish Line in Pit Lane, D = Time Disallowed

P5 37 F2 MORPHET / REILLY			LCR Suzuki -			
IDEAL LAP TIME : 1:16.508		BEST LAP TIME : 1:16.628		DIFFERENCE : 0.120		
LAP	SECTOR 1	SECTOR 2	LAP TIME	MPH	DIFF	TIME OF DAY
1 -		27.404	1:21.631	87.27	5.003	13:43:50.545
2 -	50.024	27.383	1:17.407	92.04	0.779	13:45:07.952
3 -	50.512	27.305	1:17.817	91.55	1.189	13:46:25.769
4 -	49.840	27.042	1:16.882 (2)	92.66	0.254	13:47:42.651
5 -	50.245	27.013	1:17.258	92.21	0.630	13:48:59.909
6 -	49.985	27.253	1:17.238 (3)	92.24	0.610	13:50:17.147
7 -	49.495	27.133	1:16.628 (1)	92.97		13:51:33.775
8 -	49.904	27.429	1:17.333	92.12	0.705	13:52:51.108
9 -	50.385	27.866	1:18.251	91.04	1.623	13:54:09.359
10 -	49.851	28.317	1:18.168	91.14	1.540	13:55:27.527

P6 67 F1 JEFFREY / FIELD			Windle F1 - MJP/wesso racing			
IDEAL LAP TIME : 1:26.051		BEST LAP TIME : 1:27.042		DIFFERENCE : 0.991		
LAP	SECTOR 1	SECTOR 2	LAP TIME	MPH	DIFF	TIME OF DAY
1 -		29.567	1:28.874	80.16	1.832	13:43:57.788
2 -	57.254	30.624	1:27.878	81.07	0.836	13:45:25.666
3 -	57.204	30.122	1:27.326	81.58	0.284	13:46:52.992
4 -	57.129	30.020	1:27.149 (2)	81.75	0.107	13:48:20.141
5 -	57.150	31.883	1:29.033	80.02	1.991	13:49:49.174
6 -	56.484	30.669	1:27.153 (3)	81.74	0.111	13:51:16.327
7 -	57.603	30.145	1:27.748	81.19	0.706	13:52:44.075
8 -	56.927	30.115	1:27.042 (1)	81.85		13:54:11.117
9 -	56.542	30.685	1:27.227	81.67	0.185	13:55:38.344

P7 90 F2 PHILLIPS / EDWARDS			MRE F2 - The Green Dragon - Brigstock			
IDEAL LAP TIME : 1:26.334		BEST LAP TIME : 1:26.634		DIFFERENCE : 0.300		
LAP	SECTOR 1	SECTOR 2	LAP TIME	MPH	DIFF	TIME OF DAY
1 -		34.328	1:35.866	74.31	9.232	13:44:04.780
2 -	59.187	31.087	1:30.274	78.92	3.640	13:45:35.054
3 -	57.258	30.477	1:27.735	81.20	1.101	13:47:02.789
4 -	57.710	30.438	1:28.148	80.82	1.514	13:48:30.937
5 -	56.847	30.522	1:27.369 (3)	81.54	0.735	13:49:58.306
6 -	57.521	30.040	1:27.561	81.36	0.927	13:51:25.867
7 -	56.318	30.316	1:26.634 (1)	82.23		13:52:52.501
8 -	56.294	30.514	1:26.808 (2)	82.07	0.174	13:54:19.309
9 -	57.434	30.506	1:27.940	81.01	1.306	13:55:47.249

P8 95 F2 REMNANT / TILLEY			Lumley Kawasaki -			
IDEAL LAP TIME : 1:22.900		BEST LAP TIME : 1:23.276		DIFFERENCE : 0.376		
LAP	SECTOR 1	SECTOR 2	LAP TIME	MPH	DIFF	TIME OF DAY
1 -		29.762	1:29.629	79.49	6.353	13:43:58.543
2 -	55.983	29.367	1:25.350	83.47	2.074	13:45:23.893
3 -	55.347	30.033	1:25.380	83.44	2.104	13:46:49.273
4 -	55.225	29.434	1:24.659	84.15	1.383	13:48:13.932
5 -	54.008	29.362	1:23.370 (2)	85.45	0.094	13:49:37.302
6 -	54.467	29.057	1:23.524 (3)	85.30	0.248	13:51:00.826
7 -	54.384	28.892	1:23.276 (1)	85.55		13:52:24.102
8 -	55.932	33.950	1:29.882	79.26	6.606	13:53:53.984
9 -	1:25.441	38.970	2:04.411	57.26	41.135	13:55:58.395

BMCRC - MRO Championships 2023 - Rnd 4 @ Donington Park

BMCRC F1 & F2 Sidecars

RACE 12 - SECTOR ANALYSIS



SECTOR 1 = FL to I1, SECTOR 2 = I1 to FL, DIFF = Difference To Personal Best Lap, P = Crossed Finish Line in Pit Lane, D = Time Disallowed

P9		19 F1		MACBRIDE / EDWARDS		LCR Yamaha R6 - Lifesafety Motorsport	
IDEAL LAP TIME : 1:33.154		BEST LAP TIME : 1:33.172		DIFFERENCE : 0.018			
LAP	SECTOR 1	SECTOR 2	LAP TIME	MPH	DIFF	TIME OF DAY	
1 -		32.444	1:38.477	72.34	5.305	13:44:07.391	
2 -	1:03.456	32.688	1:36.144	74.10	2.972	13:45:43.535	
3 -	1:06.107	33.317	1:39.424	71.65	6.252	13:47:22.959	
4 -	1:00.914	32.258	1:33.172 (1)	76.46		13:48:56.131	
5 -	1:01.706	32.355	1:34.061 (3)	75.74	0.889	13:50:30.192	
6 -	1:01.804	32.240	1:34.044 (2)	75.75	0.872	13:52:04.236	
7 -	1:02.189	32.406	1:34.595	75.31	1.423	13:53:38.831	
8 -	1:04.013	32.856	1:36.869	73.54	3.697	13:55:15.700	

P10		188 F1		BEST / WATT		LCR Kawasaki - Ecosse Consulting Lts	
IDEAL LAP TIME : 1:37.273		BEST LAP TIME :		DIFFERENCE :			
LAP	SECTOR 1	SECTOR 2	LAP TIME	MPH	DIFF	TIME OF DAY	
1 -		30.663	1:35.283	74.77		13:44:04.197	
2 -	1:06.610	IN PIT	1:57.081 P	60.85		13:46:01.278	

BMCRC - MRO Championships 2023 - Rnd 4 @ Donington Park

BMCRC F1 & F2 Sidecars

RACE 12 - BEST SECTORS

SECTOR 1			SECTOR 2			IDEAL / BEST COMPARISON						
POS	NO	NAME	TIME	NO	NAME	TIME	POS	NO	NAME	IDEAL	BEST	DIFF
									PERFECT LAP	1:12.203		
1	17	CRAWFORD / HARDIE	46.820	17	CRAWFORD / HARDIE	25.383	1	17	CRAWFORD / HARDIE	1:12.203	1:12.305	0.102
2	11	GILBERT / HILDIGE	47.855	11	GILBERT / HILDIGE	26.198	2	11	GILBERT / HILDIGE	1:14.053	1:14.053	0.000
3	84	LAIDLAW / LAIDLAW	48.275	84	LAIDLAW / LAIDLAW	26.303	3	84	LAIDLAW / LAIDLAW	1:14.578	1:14.723	0.145
4	37	MORPHET / REILLY	49.495	7	PEARSON / DODD	26.765	4	7	PEARSON / DODD	1:16.308	1:16.308	0.000
5	7	PEARSON / DODD	49.543	37	MORPHET / REILLY	27.013	5	37	MORPHET / REILLY	1:16.508	1:16.628	0.120
6	95	REMNANT / TILLEY	54.008	95	REMNANT / TILLEY	28.892	6	95	REMNANT / TILLEY	1:22.900	1:23.276	0.376
7	90	PHILLIPS / EDWARDS	56.294	67	JEFFREY / FIELD	29.567	7	67	JEFFREY / FIELD	1:26.051	1:27.042	0.991
8	67	JEFFREY / FIELD	56.484	90	PHILLIPS / EDWARDS	30.040	8	90	PHILLIPS / EDWARDS	1:26.334	1:26.634	0.300
9	19	MACBRIDE / EDWARDS	1:00.914	188	BEST / WATT	30.663	9	19	MACBRIDE / EDWARDS	1:33.154	1:33.172	0.018
10	188	BEST / WATT	1:06.610	19	MACBRIDE / EDWARDS	32.240	10	188	BEST / WATT	1:37.273		

BMCRC - MRO Championships 2023 - Rnd 4 @ Donington Park

BMCRC F1 & F2 Sidecars

RACE 12 - STATISTICS

Competitors Started 10
Planned Start 2023-06-04 @ 13:30:00.000
Actual Start 2023-06-04 @ 13:42:28.914
Finish Time 2023-06-04 @ 13:54:47.974
Track Length 1.9790mi.
Total Laps 87
Total Distance Covered 172.1788mi.

Session Fastest Lap History

NO	CL	NAME	LAP TIME	TIME OF DAY	LAP	VEHICLE
17	F2	CRAWFORD / HARDIE	1:12.305	13:44:57.795	2	LCR Suzuki

Session Leader History

NO	CL	NAME	FROM LAP	LAPS LED	DISTANCE	VEHICLE
17	F2	CRAWFORD / HARDIE	1	10	19.75 miles	LCR Suzuki

Flag History

TYPE	TIME OF DAY
GREEN	13:42:28.914
FINISH	13:54:47.974

Flag Statistics

TYPE	COUNT	TOTAL LAPS	TOTAL TIME
Green	1	10	13:44.964
Red	0	0	0.000
Safety Car	0	0	0.000
FCY	0	0	0.000

BMCRC - MRO Championships 2023 - Rnd 4 @ Donington Park

BMCRC F1 & F2 Sidecars

RACE 12 - STATISTICS

CLASS : F1

5 Starters

Fastest Lap History

NO	NAME	LAP TIME	TIME OF DAY	LAP	VEHICLE
11	GILBERT / HILDIGE	1:15.813	13:45:04.003	2	Ryde 1000
11	GILBERT / HILDIGE	1:14.053	13:46:18.055	3	Ryde 1000

Leader History

NO	NAME	FROM LAP	LAPS LED	DISTANCE	VEHICLE
11	GILBERT / HILDIGE	1	10	19.75 miles	Ryde 1000

BMCRC - MRO Championships 2023 - Rnd 4 @ Donington Park

BMCRC F1 & F2 Sidecars

RACE 12 - STATISTICS

CLASS : F2

5 Starters

Fastest Lap History

NO	NAME	LAP TIME	TIME OF DAY	LAP	VEHICLE
17	CRAWFORD / HARDIE	1:12.305	13:44:57.795	2	LCR Suzuki

Leader History

NO	NAME	FROM LAP	LAPS LED	DISTANCE	VEHICLE
17	CRAWFORD / HARDIE	1	10	19.75 miles	LCR Suzuki



BMCRC THUNDERBIKE EXTREME & ULTRA

Supported by Steve Jordan Motorcycles & TBR Performance



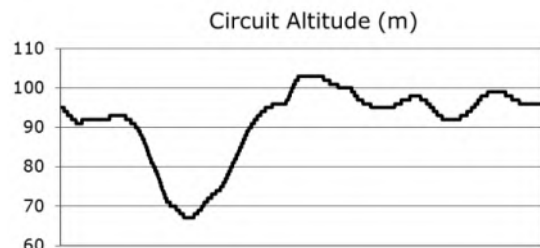
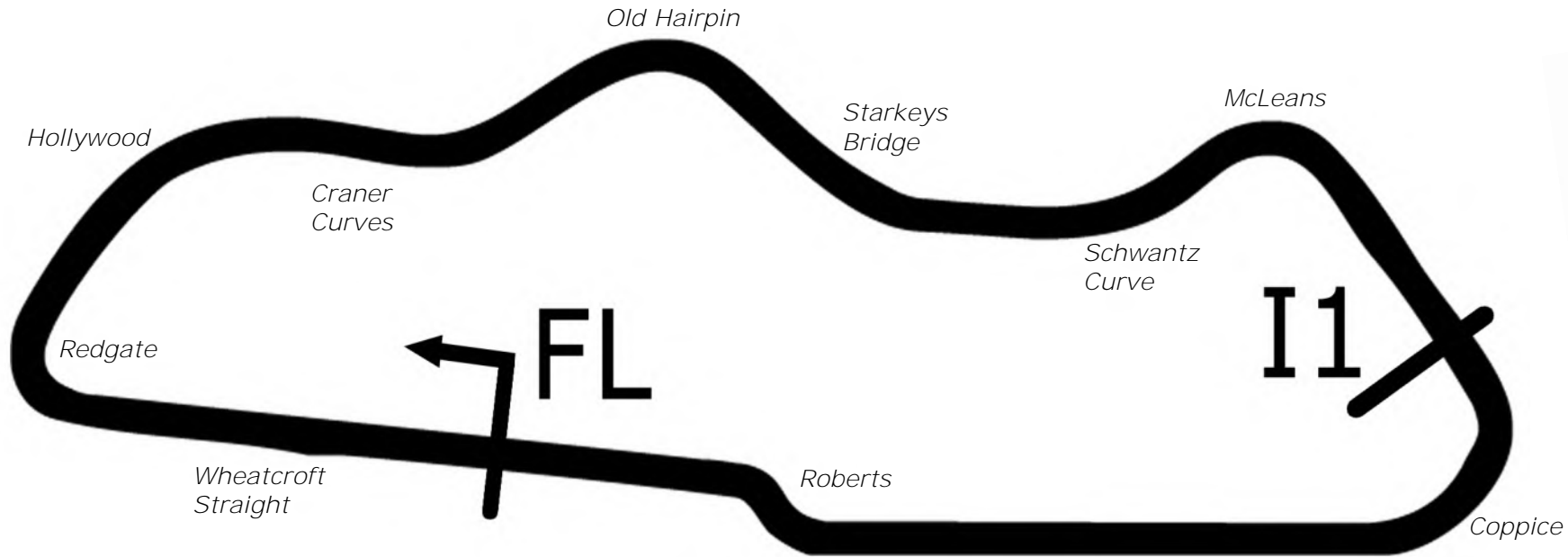
BMCRC-MRO Championships - Round 4
Donington Park National
3rd / 4th June 2023



Timing & Results Provided by Timing Solutions Ltd

www.tsl-timing.com

Donington Park National



Length	1.9790 miles	3185.0 m	
FL		52.82971 N	1.37867 W
I1	2096m	52.82978 N	1.36508 W
Pit Entry	3100m	52.82951 N	1.37832 W
Pit Exit	229m after FL	52.82996 N	1.38205 W
Pit Entry-Pit Exit 256m, 18.4s @50kph, 15.3s @60kph			

All results available at www.tsl-timing.com

BMCRC - MRO Championships 2023 - Rnd 4 @ Donington Park

BMCRC Thunderbike Ultra & Extreme QUALIFYING - CLASSIFICATION



POS	NO	CL	PIC NAME	ENTRY	TIME	ON	LAPS	GAP	DIFF	MPH
1	800	U	1 Morgan CREASEY	Suzuki GSXR 1000 K7 - Warics Ltd	1:12.436	5	6			98.35
2	5	U	2 Stacey KILLWORTH	Suzuki GSXR 1000 - Greenplant/Everns	1:12.863	4	8	0.427	0.427	97.78
3	45	U	3 Chad HASHMI	Suzuki GSXR1000 -	1:13.150	7	7	0.714	0.287	97.39
4	707	U	4 Alex SYMON	Kawasaki ZX10R - MCW	1:13.218	5	7	0.782	0.068	97.30
5	102	U	5 James FEARN	Suzuki GSXR1000 - Mark Wilby plumbing	1:13.693	4	8	1.257	0.475	96.68
6	78	U	6 Jamie THOMAS	Suzuki GSXR 1000 - Team RubyRacing DART Motorsp	1:14.597	7	8	2.161	0.904	95.50
7	118	E	1 Darren CORKETT	Suzuki GSXR 600 - Jackson & Phillips	1:14.663	6	7	2.227	0.066	95.42
8	17	U	7 Jordan KILLWORTH	Kawasaki ZX10R - BK Racing / Rabbit	1:14.768	7	8	2.332	0.105	95.28
9	29	U	8 Cecil DINSMORE	Suzuki GSXR 1000 - KnC Motorsport	1:15.805	7	8	3.369	1.037	93.98
10	52	E	2 Barry MANTELL	Honda 929 FIREBLADE - Swedish Car Connection	1:15.827	3	8	3.391	0.022	93.95
11	82	U	9 Matt HINNELLS	Yamaha R1 - FH82Racing	1:16.217	3	8	3.781	0.390	93.47
12	1	E	3 Adam JAMISON	Yamaha R6 - Team AJR	1:16.365	6	8	3.929	0.148	93.29
13	129	E	4 Derek CRIPPS	Yamaha R1 - Team FBR	1:16.454	4	8	4.018	0.089	93.18
14	80	U	10 Mark OVEL	Yamaha R1 - I NEED A SPONSOR	1:16.459	8	8	4.023	0.005	93.18
15	58	U	11 Michael ALLEN	Kawasaki ZX10R -	1:16.498	4	7	4.062	0.039	93.13
16	460	U	12 Simon GATES	Yamaha YZF R1 - T.A Roden LTD / Canine Plus Hydro	1:16.838	5	8	4.402	0.340	92.72
17	40	U	13 Malcolm BATE	Suzuki GSXR1000 - Hartjay	1:16.877	3	8	4.441	0.039	92.67
18	19	U	14 Tyler DONOVAN	Kawasaki ZX10R - Tinder Corp	1:17.000	6	8	4.564	0.123	92.52
19	63*	U	15 Matthew WREN	Suzuki GSXR - TBR performance	1:17.205	3	5	4.769	0.205	92.28
20	117	E	5 Raymond STAGG	Suzuki GSXR 750 -	1:17.514	6	8	5.078	0.309	91.91
21	51	E	6 Michael HOGARTH	Suzuki GSXR 750 K1 - WHR Racing	1:17.542	7	8	5.106	0.028	91.88
22	6	E	7 Andrew FIRTH	Yamaha YZF-R1 - LTRmotorcycles.co.uk / Palmer Rac	1:17.673	6	8	5.237	0.131	91.72
23	23	U	16 Justin ROSE	Yamaha R1 -	1:17.859	8	8	5.423	0.186	91.50
24	4	U	17 Hayden KILLWORTH	Kawasaki ZX10R - A&S Killworth / H11xy	1:17.923	5	6	5.487	0.064	91.43
25	169	U	18 Corey SMITH	Suzuki K1 -	1:18.440	7	7	6.004	0.517	90.82
26	442	E	8 James REVELEY	Yamaha R6 - PCN Racing	1:18.447	8	8	6.011	0.007	90.82
27	24	U	19 Mark REYNOLDS	Yamaha R1 4C8 -	1:19.446	4	8	7.010	0.999	89.67
28	20	U	20 Connor SWYER	Suzuki GSXR 1000 K6 - WSC Performance & lleithyr fari	1:19.711	5	7	7.275	0.265	89.38
29	75	E	9 Stewart MAY	- Mucking Fagic	1:20.299	4	5	7.863	0.588	88.72
30	8	U	21 Dave SAUNDERS	Suzuki GSXR1000 - Mum/Dad/JW MOT/Parks Utility	1:20.924	4	7	8.488	0.625	88.04
31	7	U	22 Seb JENKINS	Suzuki GSXR1000 -	1:21.173	7	7	8.737	0.249	87.77
32	744	E	10 Gary ANDERSON	Honda 954RR - A&M MOT Services. Guildford	1:21.276	4	7	8.840	0.103	87.65
33	888	U	23 Paul FAGG	Yamaha R1 4C8 - -OnlyFans-	1:22.940	4	5	10.504	1.664	85.90
34	46	E	11 Adrian DRAPER	Suzuki GSXR 750 - Droopy Racing UK	1:23.467	4	7	11.031	0.527	85.35
35	21	U	24 Danny BRENNAN	Suzuki GSXR 1000 -	1:25.306	2	7	12.870	1.839	83.51

#63 - No working transponder, please fix for racing.

Weather / Track : Bright / Dry

These results are provisional until the conclusion of any judicial and technical matters.

Donington Park National: 1.9790 miles
Date: 03/06/2023 Start: 11:08 Finish: 11:17

Clerk Of Course :	Stewards :	Timekeeper : Richard Evans
-------------------	------------	----------------------------

Results can be found at www.tsl-timing.com

Printed - 11:20 Saturday, 03 June 2023



BMCRC - MRO Championships 2023 - Rnd 4 @ Donington Park

BMCRC Thunderbike Ultra & Extreme

QUALIFYING - SECTOR ANALYSIS



SECTOR 1 = FL to I1, SECTOR 2 = I1 to FL, DIFF = Difference To Personal Best Lap, P = Crossed Finish Line in Pit Lane, D = Time Disallowed

P1		800 U		Morgan CREASEY		Suzuki GSXR 1000 K7 - Warics Ltd	
IDEAL LAP TIME : 1:12.436		BEST LAP TIME : 1:12.436		DIFFERENCE : 0.000			
LAP	SECTOR 1	SECTOR 2	LAP TIME	MPH	DIFF	TIME OF DAY	
1 -	54.890	26.440	1:21.330	87.60	8.894	11:09:33.412	
2 -	48.584	26.250	1:14.834 (3)	95.20	2.398	11:10:48.246	
3 -	48.717	26.094	1:14.811 (2)	95.23	2.375	11:12:03.057	
4 -	50.721	25.866	1:16.587	93.02	4.151	11:13:19.644	
5 -	47.270	25.166	1:12.436 (1)	98.35		11:14:32.080	
6 -	56.864	30.874	1:27.738	81.20	15.302	11:15:59.818	

P2		5 U		Stacey KILLWORTH		Suzuki GSXR 1000 - Greenplant/Everns	
IDEAL LAP TIME : 1:12.863		BEST LAP TIME : 1:12.863		DIFFERENCE : 0.000			
LAP	SECTOR 1	SECTOR 2	LAP TIME	MPH	DIFF	TIME OF DAY	
1 -	51.552	26.399	1:17.951	91.39	5.088	11:09:20.738	
2 -	49.096	25.838	1:14.934	95.07	2.071	11:10:35.672	
3 -	48.609	25.927	1:14.536	95.58	1.673	11:11:50.208	
4 -	47.500	25.363	1:12.863 (1)	97.78		11:13:03.071	
5 -	47.686	25.385	1:13.071 (2)	97.50	0.208	11:14:16.142	
6 -	48.081	25.410	1:13.491	96.94	0.628	11:15:29.633	
7 -	47.861	25.834	1:13.695	96.67	0.832	11:16:43.328	
8 -	47.936	25.548	1:13.484 (3)	96.95	0.621	11:17:56.812	

P3		45 U		Chad HASHMI		Suzuki GSXR1000 -	
IDEAL LAP TIME : 1:13.150		BEST LAP TIME : 1:13.150		DIFFERENCE : 0.000			
LAP	SECTOR 1	SECTOR 2	LAP TIME	MPH	DIFF	TIME OF DAY	
1 -	58.599	28.591	1:27.190	81.71	14.040	11:09:35.325	
2 -	52.085	27.012	1:19.097	90.07	5.947	11:10:54.422	
3 -	48.419	25.700	1:14.119 (3)	96.12	0.969	11:12:08.541	
4 -	51.097	IN PIT	1:23.780 P	85.03	10.630	11:13:32.321	
5 -	OUTLAP	26.746	2:09.361	55.07	56.211	11:15:41.682	
6 -	48.450	25.435	1:13.885 (2)	96.42	0.735	11:16:55.567	
7 -	47.928	25.222	1:13.150 (1)	97.39		11:18:08.717	

P4		707 U		Alex SYMON		Kawasaki ZX10R - MCW	
IDEAL LAP TIME : 1:13.218		BEST LAP TIME : 1:13.218		DIFFERENCE : 0.000			
LAP	SECTOR 1	SECTOR 2	LAP TIME	MPH	DIFF	TIME OF DAY	
1 -	55.337	27.271	1:22.608	86.24	9.390	11:09:34.698	
2 -	49.633	28.952	1:18.585	90.66	5.367	11:10:53.283	
3 -	48.565	26.317	1:14.882	95.14	1.664	11:12:08.165	
4 -	48.620	26.132	1:14.752 (3)	95.31	1.534	11:13:22.917	
5 -	47.918	25.300	1:13.218 (1)	97.30		11:14:36.135	
6 -	48.361	26.196	1:14.557 (2)	95.55	1.339	11:15:50.692	
7 -	50.094	IN PIT	1:24.399 P	84.41	11.181	11:17:15.091	

P5		102 U		James FEARN		Suzuki GSXR1000 - Mark Wilby plumbing	
IDEAL LAP TIME : 1:13.693		BEST LAP TIME : 1:13.693		DIFFERENCE : 0.000			
LAP	SECTOR 1	SECTOR 2	LAP TIME	MPH	DIFF	TIME OF DAY	
1 -	51.642	26.927	1:18.569	90.68	4.876	11:09:23.418	
2 -	49.182	26.022	1:15.204	94.73	1.511	11:10:38.622	
3 -	48.817	25.826	1:14.643	95.44	0.950	11:11:53.265	
4 -	48.128	25.565	1:13.693 (1)	96.68		11:13:06.958	
5 -	48.834	25.812	1:14.646	95.44	0.953	11:14:21.604	
6 -	48.814	26.261	1:15.075	94.90	1.382	11:15:36.679	
7 -	48.774	25.645	1:14.419 (2)	95.73	0.726	11:16:51.098	
8 -	48.507	25.956	1:14.463 (3)	95.68	0.770	11:18:05.561	

BMCRC - MRO Championships 2023 - Rnd 4 @ Donington Park

BMCRC Thunderbike Ultra & Extreme

QUALIFYING - SECTOR ANALYSIS



SECTOR 1 = FL to I1, SECTOR 2 = I1 to FL, DIFF = Difference To Personal Best Lap, P = Crossed Finish Line in Pit Lane, D = Time Disallowed

P6 78 U		Jamie THOMAS		Suzuki GSXR 1000 - Team RubyRacing DART Motorsport			
IDEAL LAP TIME : 1:14.426		BEST LAP TIME : 1:14.597		DIFFERENCE : 0.171			
LAP	SECTOR 1	SECTOR 2	LAP TIME	MPH	DIFF	TIME OF DAY	
1 -	52.191	26.669	1:18.860	90.34	4.263	11:09:26.470	
2 -	50.554	26.617	1:17.171	92.32	2.574	11:10:43.641	
3 -	49.413	26.166	1:15.579	94.26	0.982	11:11:59.220	
4 -	49.293	25.909	1:15.202	94.74	0.605	11:13:14.422	
5 -	49.165	25.672	1:14.837	95.20	0.240	11:14:29.259	
6 -	48.754	25.955	1:14.709 (3)	95.36	0.112	11:15:43.968	
7 -	48.845	25.752	1:14.597 (1)	95.50		11:16:58.565	
8 -	48.777	25.857	1:14.634 (2)	95.46	0.037	11:18:13.199	

P7 118 E		Darren CORKETT		Suzuki GSXR 600 - Jackson & Phillips			
IDEAL LAP TIME : 1:14.663		BEST LAP TIME : 1:14.663		DIFFERENCE : 0.000			
LAP	SECTOR 1	SECTOR 2	LAP TIME	MPH	DIFF	TIME OF DAY	
1 -	57.024	28.338	1:25.362	83.46	10.699	11:09:35.960	
2 -	51.682	27.168	1:18.850	90.35	4.187	11:10:54.810	
3 -	49.138	26.306	1:15.444 (2)	94.43	0.781	11:12:10.254	
4 -	49.479	26.621	1:16.100 (3)	93.62	1.437	11:13:26.354	
5 -	49.507	26.931	1:16.438	93.20	1.775	11:14:42.792	
6 -	48.489	26.174	1:14.663 (1)	95.42		11:15:57.455	
7 -	51.588	28.188	1:19.776	89.30	5.113	11:17:17.231	

P8 17 U		Jordan KILLWORTH		Kawasaki ZX10R - BK Racing / Rabbit			
IDEAL LAP TIME : 1:14.627		BEST LAP TIME : 1:14.768		DIFFERENCE : 0.141			
LAP	SECTOR 1	SECTOR 2	LAP TIME	MPH	DIFF	TIME OF DAY	
1 -	55.137	27.999	1:23.136	85.69	8.368	11:09:30.664	
2 -	50.624	27.460	1:18.084	91.24	3.316	11:10:48.748	
3 -	50.272	27.221	1:17.493	91.93	2.725	11:12:06.241	
4 -	49.133	26.530	1:15.663	94.16	0.895	11:13:21.904	
5 -	50.746	26.640	1:17.386	92.06	2.618	11:14:39.290	
6 -	49.356	26.280	1:15.636 (3)	94.19	0.868	11:15:54.926	
7 -	48.347	26.421	1:14.768 (1)	95.28		11:17:09.694	
8 -	48.826	26.385	1:15.211 (2)	94.72	0.443	11:18:24.905	

P9 29 U		Cecil DINSMORE		Suzuki GSXR 1000 - KnC Motorsport			
IDEAL LAP TIME : 1:15.357		BEST LAP TIME : 1:15.805		DIFFERENCE : 0.448			
LAP	SECTOR 1	SECTOR 2	LAP TIME	MPH	DIFF	TIME OF DAY	
1 -	54.219	26.803	1:21.022	87.93	5.217	11:09:29.780	
2 -	51.061	26.696	1:17.757	91.62	1.952	11:10:47.537	
3 -	51.173	26.631	1:17.804	91.57	1.999	11:12:05.341	
4 -	49.241	26.624	1:15.865 (2)	93.91	0.060	11:13:21.206	
5 -	49.776	26.116	1:15.892 (3)	93.87	0.087	11:14:37.098	
6 -	49.656	26.462	1:16.118	93.59	0.313	11:15:53.216	
7 -	49.585	26.220	1:15.805 (1)	93.98		11:17:09.021	
8 -	51.146	IN PIT	1:24.070 P	84.74	8.265	11:18:33.091	

P10 52 E		Barry MANTELL		Honda 929 FIREBLADE - Swedish Car Connection			
IDEAL LAP TIME : 1:15.770		BEST LAP TIME : 1:15.827		DIFFERENCE : 0.057			
LAP	SECTOR 1	SECTOR 2	LAP TIME	MPH	DIFF	TIME OF DAY	
1 -	56.555	28.479	1:25.034	83.78	9.207	11:09:37.457	
2 -	51.083	26.776	1:17.859	91.50	2.032	11:10:55.316	
3 -	49.581	26.246	1:15.827 (1)	93.95		11:12:11.143	
4 -	49.614	26.876	1:16.490	93.14	0.663	11:13:27.633	
5 -	49.661	26.554	1:16.215 (3)	93.48	0.388	11:14:43.848	
6 -	50.888	27.055	1:17.943	91.40	2.116	11:16:01.791	
7 -	49.706	26.189	1:15.895 (2)	93.87	0.068	11:17:17.686	
8 -	50.067	26.868	1:16.935	92.60	1.108	11:18:34.621	

BMCRC - MRO Championships 2023 - Rnd 4 @ Donington Park

BMCRC Thunderbike Ultra & Extreme

QUALIFYING - SECTOR ANALYSIS



SECTOR 1 = FL to I1, SECTOR 2 = I1 to FL, DIFF = Difference To Personal Best Lap, P = Crossed Finish Line in Pit Lane, D = Time Disallowed

P11 82 U		Matt HINNELLS		Yamaha R1 - FH82Racing			
IDEAL LAP TIME : 1:16.217		BEST LAP TIME : 1:16.217		DIFFERENCE : 0.000			
LAP	SECTOR 1	SECTOR 2	LAP TIME	MPH	DIFF	TIME OF DAY	
1 -	59.278	30.510	1:29.788	79.34	13.571	11:09:41.215	
2 -	54.167	28.100	1:22.267	86.60	6.050	11:11:03.482	
3 -	49.796	26.421	1:16.217 (1)	93.47		11:12:19.699	
4 -	51.518	26.941	1:18.459	90.80	2.242	11:13:38.158	
5 -	51.852	27.048	1:18.900	90.29	2.683	11:14:57.058	
6 -	51.387	27.112	1:18.499	90.76	2.282	11:16:15.557	
7 -	51.314	27.008	1:18.322 (3)	90.96	2.105	11:17:33.879	
8 -	49.801	26.467	1:16.268 (2)	93.41	0.051	11:18:50.147	

P12 1 E		Adam JAMISON		Yamaha R6 - Team AJR			
IDEAL LAP TIME : 1:16.347		BEST LAP TIME : 1:16.365		DIFFERENCE : 0.018			
LAP	SECTOR 1	SECTOR 2	LAP TIME	MPH	DIFF	TIME OF DAY	
1 -	54.966	29.100	1:24.066	84.75	7.701	11:09:38.310	
2 -	52.145	28.237	1:20.382	88.63	4.017	11:10:58.692	
3 -	52.473	27.898	1:20.371	88.64	4.006	11:12:19.063	
4 -	51.052	26.996	1:18.048	91.28	1.683	11:13:37.111	
5 -	50.165	26.930	1:17.095	92.41	0.730	11:14:54.206	
6 -	49.684	26.681	1:16.365 (1)	93.29		11:16:10.571	
7 -	50.004	26.663	1:16.667 (2)	92.92	0.302	11:17:27.238	
8 -	50.016	26.748	1:16.764 (3)	92.81	0.399	11:18:44.002	

P13 129 E		Derek CRIPPS		Yamaha R1 - Team FBR			
IDEAL LAP TIME : 1:15.787		BEST LAP TIME : 1:16.454		DIFFERENCE : 0.667			
LAP	SECTOR 1	SECTOR 2	LAP TIME	MPH	DIFF	TIME OF DAY	
1 -	1:03.365	31.170	1:34.535	75.36	18.081	11:09:50.044	
2 -	52.415	27.417	1:19.832	89.24	3.378	11:11:09.876	
3 -	50.654	26.738	1:17.392	92.05	0.938	11:12:27.268	
4 -	49.896	26.558	1:16.454 (1)	93.18		11:13:43.722	
5 -	49.390	27.444	1:16.834 (3)	92.72	0.380	11:15:00.556	
6 -	49.886	27.932	1:17.818	91.55	1.364	11:16:18.374	
7 -	50.564	26.623	1:17.187	92.30	0.733	11:17:35.561	
8 -	50.185	26.397	1:16.582 (2)	93.03	0.128	11:18:52.143	

P14 80 U		Mark OVEL		Yamaha R1 - I NEED A SPONSOR			
IDEAL LAP TIME : 1:16.202		BEST LAP TIME : 1:16.459		DIFFERENCE : 0.257			
LAP	SECTOR 1	SECTOR 2	LAP TIME	MPH	DIFF	TIME OF DAY	
1 -	57.328	28.834	1:26.162	82.68	9.703	11:09:37.567	
2 -	52.660	27.899	1:20.559	88.44	4.100	11:10:58.126	
3 -	51.787	26.800	1:18.587	90.65	2.128	11:12:16.713	
4 -	51.158	26.923	1:18.081	91.24	1.622	11:13:34.794	
5 -	50.418	27.166	1:17.584	91.83	1.125	11:14:52.378	
6 -	50.214	26.911	1:17.125 (3)	92.37	0.666	11:16:09.503	
7 -	50.701	26.249	1:16.950 (2)	92.58	0.491	11:17:26.453	
8 -	49.953	26.506	1:16.459 (1)	93.18		11:18:42.912	

P15 58 U		Michael ALLEN		Kawasaki ZX10R -			
IDEAL LAP TIME : 1:16.498		BEST LAP TIME : 1:16.498		DIFFERENCE : 0.000			
LAP	SECTOR 1	SECTOR 2	LAP TIME	MPH	DIFF	TIME OF DAY	
1 -	59.525	29.096	1:28.621	80.39	12.123	11:09:41.798	
2 -	53.737	28.278	1:22.015	86.86	5.517	11:11:03.813	
3 -	51.980	26.909	1:18.889	90.31	2.391	11:12:22.702	
4 -	50.045	26.453	1:16.498 (1)	93.13		11:13:39.200	
5 -	51.121	27.225	1:18.346 (2)	90.93	1.848	11:14:57.546	
6 -	51.217	27.574	1:18.791	90.42	2.293	11:16:16.337	
7 -	50.768	27.670	1:18.438 (3)	90.83	1.940	11:17:34.775	

BMCRC - MRO Championships 2023 - Rnd 4 @ Donington Park

BMCRC Thunderbike Ultra & Extreme

QUALIFYING - SECTOR ANALYSIS



SECTOR 1 = FL to I1, SECTOR 2 = I1 to FL, DIFF = Difference To Personal Best Lap, P = Crossed Finish Line in Pit Lane, D = Time Disallowed

P16 460 U		Simon GATES		Yamaha YZF R1 - T.A Roden LTD / Canine Plus Hydro			
IDEAL LAP TIME : 1:16.779		BEST LAP TIME : 1:16.838		DIFFERENCE : 0.059			
LAP	SECTOR 1	SECTOR 2	LAP TIME	MPH	DIFF	TIME OF DAY	
1 -	54.287	27.021	1:21.308	87.62	4.470	11:09:29.319	
2 -	50.932	26.708	1:17.640	91.76	0.802	11:10:46.959	
3 -	50.836	26.531	1:17.367 (3)	92.08	0.529	11:12:04.326	
4 -	51.439	26.946	1:18.385	90.89	1.547	11:13:22.711	
5 -	50.532	26.306	1:16.838 (1)	92.72		11:14:39.549	
6 -	50.734	26.730	1:17.464	91.97	0.626	11:15:57.013	
7 -	51.042	26.322	1:17.364 (2)	92.09	0.526	11:17:14.377	
8 -	51.368	26.247	1:17.615	91.79	0.777	11:18:31.992	

P17 40 U		Malcolm BATE		Suzuki GSXR1000 - Hartjay			
IDEAL LAP TIME : 1:16.268		BEST LAP TIME : 1:16.877		DIFFERENCE : 0.609			
LAP	SECTOR 1	SECTOR 2	LAP TIME	MPH	DIFF	TIME OF DAY	
1 -	58.620	29.004	1:27.624	81.30	10.747	11:09:45.465	
2 -	54.761	27.701	1:22.462	86.39	5.585	11:11:07.927	
3 -	50.346	26.531	1:16.877 (1)	92.67		11:12:24.804	
4 -	49.737	27.153	1:16.890 (2)	92.66	0.013	11:13:41.694	
5 -	49.909	27.760	1:17.669	91.73	0.792	11:14:59.363	
6 -	50.812	27.268	1:18.080	91.24	1.203	11:16:17.443	
7 -	50.895	26.641	1:17.536 (3)	91.88	0.659	11:17:34.979	
8 -	51.150	26.661	1:17.811	91.56	0.934	11:18:52.790	

P18 19 U		Tyler DONOVAN		Kawasaki ZX10R - Tinder Corp			
IDEAL LAP TIME : 1:16.612		BEST LAP TIME : 1:17.000		DIFFERENCE : 0.388			
LAP	SECTOR 1	SECTOR 2	LAP TIME	MPH	DIFF	TIME OF DAY	
1 -	58.651	28.699	1:27.350	81.56	10.350	11:09:35.747	
2 -	52.713	27.578	1:20.291	88.73	3.291	11:10:56.038	
3 -	51.577	27.346	1:18.923	90.27	1.923	11:12:14.961	
4 -	50.960	27.040	1:18.000	91.34	1.000	11:13:32.961	
5 -	50.699	27.138	1:17.837	91.53	0.837	11:14:50.798	
6 -	50.365	26.635	1:17.000 (1)	92.52		11:16:07.798	
7 -	50.769	26.247	1:17.016 (2)	92.50	0.016	11:17:24.814	
8 -	50.869	26.707	1:17.576 (3)	91.84	0.576	11:18:42.390	

P19 63 U		Matthew WREN		Suzuki GSXR - TBR performance			
IDEAL LAP TIME :		BEST LAP TIME : 1:17.205		DIFFERENCE :			
LAP	SECTOR 1	SECTOR 2	LAP TIME	MPH	DIFF	TIME OF DAY	
1 -			1:20.888	88.08	3.683	11:09:27.326	
2 -			1:18.416 (2)	90.85	1.211	11:10:45.742	
3 -			1:17.205 (1)	92.28		11:12:02.947	
4 -			1:20.485 (3)	88.52	3.280	11:13:23.432	
5 -		IN PIT	1:22.489 P	86.37	5.284	11:14:45.921	

P20 117 E		Raymond STAGG		Suzuki GSXR 750 -			
IDEAL LAP TIME : 1:17.197		BEST LAP TIME : 1:17.514		DIFFERENCE : 0.317			
LAP	SECTOR 1	SECTOR 2	LAP TIME	MPH	DIFF	TIME OF DAY	
1 -	54.267	27.771	1:22.038	86.84	4.524	11:09:29.411	
2 -	51.782	27.490	1:19.272	89.87	1.758	11:10:48.683	
3 -	50.815	27.483	1:18.298	90.99	0.784	11:12:06.981	
4 -	49.875	28.199	1:18.074 (3)	91.25	0.560	11:13:25.055	
5 -	51.173	27.458	1:18.631	90.60	1.117	11:14:43.686	
6 -	50.180	27.334	1:17.514 (1)	91.91		11:16:01.200	
7 -	50.742	27.322	1:18.064 (2)	91.26	0.550	11:17:19.264	
8 -	49.923	31.462	1:21.385	87.54	3.871	11:18:40.649	

BMCRC - MRO Championships 2023 - Rnd 4 @ Donington Park

BMCRC Thunderbike Ultra & Extreme

QUALIFYING - SECTOR ANALYSIS



SECTOR 1 = FL to I1, SECTOR 2 = I1 to FL, DIFF = Difference To Personal Best Lap, P = Crossed Finish Line in Pit Lane, D = Time Disallowed

P21 51 E		Michael HOGARTH		Suzuki GSXR 750 K1 - WHR Racing			
IDEAL LAP TIME : 1:17.401		BEST LAP TIME : 1:17.542		DIFFERENCE : 0.141			
LAP	SECTOR 1	SECTOR 2	LAP TIME	MPH	DIFF	TIME OF DAY	
1 -	53.714	28.101	1:21.815	87.08	4.273	11:09:25.838	
2 -	50.733	27.711	1:18.444	90.82	0.902	11:10:44.282	
3 -	50.570	27.555	1:18.125	91.19	0.583	11:12:02.407	
4 -	51.243	27.219	1:18.462	90.80	0.920	11:13:20.869	
5 -	50.182	27.621	1:17.803 (2)	91.57	0.261	11:14:38.672	
6 -	50.667	27.350	1:18.017 (3)	91.32	0.475	11:15:56.689	
7 -	50.315	27.227	1:17.542 (1)	91.88		11:17:14.231	
8 -	52.063	27.505	1:19.568	89.54	2.026	11:18:33.799	

P22 6 E		Andrew FIRTH		Yamaha YZF-R1 - LTRmotorcycles.co.uk / Palmer Race Skool /			
IDEAL LAP TIME : 1:17.673		BEST LAP TIME : 1:17.673		DIFFERENCE : 0.000			
LAP	SECTOR 1	SECTOR 2	LAP TIME	MPH	DIFF	TIME OF DAY	
1 -	59.191	29.908	1:29.099	79.96	11.426	11:09:40.863	
2 -	54.124	28.474	1:22.598	86.25	4.925	11:11:03.461	
3 -	51.609	27.580	1:19.189 (3)	89.97	1.516	11:12:22.650	
4 -	51.470	27.388	1:18.858 (2)	90.34	1.185	11:13:41.508	
5 -	51.188	28.607	1:19.795	89.28	2.122	11:15:01.303	
6 -	50.414	27.259	1:17.673 (1)	91.72		11:16:18.976	
7 -	51.286	28.069	1:19.355	89.78	1.682	11:17:38.331	
8 -	52.406	28.269	1:20.675	88.31	3.002	11:18:59.006	

P23 23 U		Justin ROSE		Yamaha R1 -			
IDEAL LAP TIME : 1:17.859		BEST LAP TIME : 1:17.859		DIFFERENCE : 0.000			
LAP	SECTOR 1	SECTOR 2	LAP TIME	MPH	DIFF	TIME OF DAY	
1 -	58.120	29.316	1:27.436	81.48	9.577	11:09:37.825	
2 -	53.041	27.844	1:20.885	88.08	3.026	11:10:58.710	
3 -	52.282	27.784	1:20.066	88.98	2.207	11:12:18.776	
4 -	52.161	26.915	1:19.076	90.09	1.217	11:13:37.852	
5 -	51.669	27.071	1:18.740	90.48	0.881	11:14:56.592	
6 -	51.472	26.927	1:18.399 (2)	90.87	0.540	11:16:14.991	
7 -	51.561	26.980	1:18.541 (3)	90.71	0.682	11:17:33.532	
8 -	51.003	26.856	1:17.859 (1)	91.50		11:18:51.391	

P24 4 U		Hayden KILLWORTH		Kawasaki ZX10R - A&S Killworth / H11xy			
IDEAL LAP TIME : 1:17.705		BEST LAP TIME : 1:17.923		DIFFERENCE : 0.218			
LAP	SECTOR 1	SECTOR 2	LAP TIME	MPH	DIFF	TIME OF DAY	
1 -	54.213	28.040	1:22.253	86.61	4.330	11:09:28.112	
2 -	51.146	27.539	1:18.685 (3)	90.54	0.762	11:10:46.797	
3 -	52.017	27.421	1:19.438	89.68	1.515	11:12:06.235	
4 -	50.285	28.078	1:18.363 (2)	90.91	0.440	11:13:24.598	
5 -	50.503	27.420	1:17.923 (1)	91.43		11:14:42.521	
6 -	50.807	IN PIT	1:24.803 P	84.01	6.880	11:16:07.324	

P25 169 U		Corey SMITH		Suzuki K1 -			
IDEAL LAP TIME : 1:18.363		BEST LAP TIME : 1:18.440		DIFFERENCE : 0.077			
LAP	SECTOR 1	SECTOR 2	LAP TIME	MPH	DIFF	TIME OF DAY	
1 -	58.972	29.379	1:28.351	80.64	9.911	11:09:42.343	
2 -	53.895	IN PIT	1:28.575 P	80.43	10.135	11:11:10.918	
3 -	OUTLAP	28.840	2:13.136	53.51	54.696	11:13:24.054	
4 -	51.639	27.357	1:18.996 (3)	90.18	0.556	11:14:43.050	
5 -	51.509	27.409	1:18.918 (2)	90.27	0.478	11:16:01.968	
6 -	52.139	27.082	1:19.221	89.93	0.781	11:17:21.189	
7 -	51.586	26.854	1:18.440 (1)	90.82		11:18:39.629	

BMCRC - MRO Championships 2023 - Rnd 4 @ Donington Park

BMCRC Thunderbike Ultra & Extreme

QUALIFYING - SECTOR ANALYSIS



SECTOR 1 = FL to I1, SECTOR 2 = I1 to FL, DIFF = Difference To Personal Best Lap, P = Crossed Finish Line in Pit Lane, D = Time Disallowed

P26 442 E James REVELEY		Yamaha R6 - PCN Racing				
IDEAL LAP TIME : 1:18.447		BEST LAP TIME : 1:18.447		DIFFERENCE : 0.000		
LAP	SECTOR 1	SECTOR 2	LAP TIME	MPH	DIFF	TIME OF DAY
1 -	58.339	30.570	1:28.909	80.13	10.462	11:09:40.235
2 -	54.526	29.106	1:23.632	85.19	5.185	11:11:03.867
3 -	53.360	28.080	1:21.440	87.48	2.993	11:12:25.307
4 -	53.095	27.977	1:21.072	87.88	2.625	11:13:46.379
5 -	52.258	27.453	1:19.711	89.38	1.264	11:15:06.090
6 -	51.903	27.359	1:19.262 (2)	89.88	0.815	11:16:25.352
7 -	52.110	27.158	1:19.268 (3)	89.88	0.821	11:17:44.620
8 -	51.452	26.995	1:18.447 (1)	90.82		11:19:03.067

P27 24 U Mark REYNOLDS		Yamaha R1 4C8 -				
IDEAL LAP TIME : 1:19.125		BEST LAP TIME : 1:19.446		DIFFERENCE : 0.321		
LAP	SECTOR 1	SECTOR 2	LAP TIME	MPH	DIFF	TIME OF DAY
1 -	58.676	28.933	1:27.609	81.32	8.163	11:09:37.044
2 -	52.869	28.544	1:21.413	87.51	1.967	11:10:58.457
3 -	52.061	27.436	1:19.497 (2)	89.62	0.051	11:12:17.954
4 -	51.970	27.476	1:19.446 (1)	89.67		11:13:37.400
5 -	52.941	27.957	1:20.898	88.06	1.452	11:14:58.298
6 -	51.689	27.856	1:19.545 (3)	89.56	0.099	11:16:17.843
7 -	51.886	28.704	1:20.590	88.40	1.144	11:17:38.433
8 -	51.957	28.426	1:20.383	88.63	0.937	11:18:58.816

P28 20 U Connor SWYER		Suzuki GSXR 1000 K6 - WSC Performace & lleithyr farm & dad				
IDEAL LAP TIME : 1:19.367		BEST LAP TIME : 1:19.711		DIFFERENCE : 0.344		
LAP	SECTOR 1	SECTOR 2	LAP TIME	MPH	DIFF	TIME OF DAY
1 -	56.143	28.854	1:24.997	83.82	5.286	11:09:31.325
2 -	53.845	28.728	1:22.573	86.28	2.862	11:10:53.898
3 -	53.194	27.894	1:21.088 (3)	87.86	1.377	11:12:14.986
4 -	52.689	27.771	1:20.460 (2)	88.54	0.749	11:13:35.446
5 -	51.596	28.115	1:19.711 (1)	89.38		11:14:55.157
6 -	52.954	28.164	1:21.118	87.83	1.407	11:16:16.275
7 -	53.101	IN PIT	1:26.250 P	82.60	6.539	11:17:42.525

P29 75 E Stewart MAY		- Mucking Fagic				
IDEAL LAP TIME : 1:20.279		BEST LAP TIME : 1:20.299		DIFFERENCE : 0.020		
LAP	SECTOR 1	SECTOR 2	LAP TIME	MPH	DIFF	TIME OF DAY
1 -	57.638	29.207	1:26.845	82.03	6.546	11:09:36.548
2 -	52.685	28.330	1:21.015 (3)	87.94	0.716	11:10:57.563
3 -	52.447	28.539	1:20.986 (2)	87.97	0.687	11:12:18.549
4 -	51.949	28.350	1:20.299 (1)	88.72		11:13:38.848
5 -	52.024	IN PIT	1:33.179 P	76.46	12.880	11:15:12.027

P30 8 U Dave SAUNDERS		Suzuki GSXR1000 - Mum/Dad/JW MOT/Parks Utility				
IDEAL LAP TIME : 1:20.664		BEST LAP TIME : 1:20.924		DIFFERENCE : 0.260		
LAP	SECTOR 1	SECTOR 2	LAP TIME	MPH	DIFF	TIME OF DAY
1 -	1:00.050	31.267	1:31.317	78.02	10.393	11:09:52.298
2 -	54.664	29.897	1:24.561	84.25	3.637	11:11:16.859
3 -	54.856	28.159	1:23.015	85.82	2.091	11:12:39.874
4 -	53.067	27.857	1:20.924 (1)	88.04		11:14:00.798
5 -	52.807	28.122	1:20.929 (2)	88.03	0.005	11:15:21.727
6 -	53.364	28.336	1:21.700 (3)	87.20	0.776	11:16:43.427
7 -	53.685	28.309	1:21.994	86.89	1.070	11:18:05.421

BMCRC - MRO Championships 2023 - Rnd 4 @ Donington Park

BMCRC Thunderbike Ultra & Extreme

QUALIFYING - SECTOR ANALYSIS



SECTOR 1 = FL to I1, SECTOR 2 = I1 to FL, DIFF = Difference To Personal Best Lap, P = Crossed Finish Line in Pit Lane, D = Time Disallowed

P31		7 U		Seb JENKINS		Suzuki GSXR1000 -	
IDEAL LAP TIME : 1:21.173		BEST LAP TIME : 1:21.173		DIFFERENCE : 0.000			
LAP	SECTOR 1	SECTOR 2	LAP TIME	MPH	DIFF	TIME OF DAY	
1 -	1:01.091	30.821	1:31.912	77.51	10.739	11:09:43.375	
2 -	56.020	29.287	1:25.307	83.51	4.134	11:11:08.682	
3 -	54.686	28.611	1:23.297 (2)	85.53	2.124	11:12:31.979	
4 -	55.127	28.643	1:23.770	85.05	2.597	11:13:55.749	
5 -	55.397	28.683	1:24.080	84.73	2.907	11:15:19.829	
6 -	54.886	28.436	1:23.322 (3)	85.50	2.149	11:16:43.151	
7 -	53.495	27.678	1:21.173 (1)	87.77		11:18:04.324	

P32		744 E		Gary ANDERSON		Honda 954RR - A&M MOT Services. Guildford	
IDEAL LAP TIME : 1:20.807		BEST LAP TIME : 1:21.276		DIFFERENCE : 0.469			
LAP	SECTOR 1	SECTOR 2	LAP TIME	MPH	DIFF	TIME OF DAY	
1 -	59.115	30.030	1:29.145	79.92	7.869	11:09:43.864	
2 -	54.821	29.126	1:23.947	84.87	2.671	11:11:07.811	
3 -	54.343	28.228	1:22.571	86.28	1.295	11:12:30.382	
4 -	53.196	28.080	1:21.276 (1)	87.65		11:13:51.658	
5 -	53.753	28.088	1:21.841 (3)	87.05	0.565	11:15:13.499	
6 -	52.768	28.686	1:21.454 (2)	87.46	0.178	11:16:34.953	
7 -	53.966	28.039	1:22.005	86.88	0.729	11:17:56.958	

P33		888 U		Paul FAGG		Yamaha R1 4C8 - -OnlyFans-	
IDEAL LAP TIME : 1:22.497		BEST LAP TIME : 1:22.940		DIFFERENCE : 0.443			
LAP	SECTOR 1	SECTOR 2	LAP TIME	MPH	DIFF	TIME OF DAY	
1 -	59.813	30.152	1:29.965	79.19	7.025	11:09:43.669	
2 -	56.295	29.581	1:25.876	82.96	2.936	11:11:09.545	
3 -	55.410	28.672	1:24.082 (2)	84.73	1.142	11:12:33.627	
4 -	53.825	29.115	1:22.940 (1)	85.90		11:13:56.567	
5 -	56.035	28.900	1:24.935 (3)	83.88	1.995	11:15:21.502	

P34		46 E		Adrian DRAPER		Suzuki GSXR 750 - Droopy Racing UK	
IDEAL LAP TIME : 1:23.467		BEST LAP TIME : 1:23.467		DIFFERENCE : 0.000			
LAP	SECTOR 1	SECTOR 2	LAP TIME	MPH	DIFF	TIME OF DAY	
1 -	59.755	30.135	1:29.890	79.25	6.423	11:09:45.241	
2 -	56.003	29.281	1:25.284	83.54	1.817	11:11:10.525	
3 -	55.057	29.149	1:24.206 (3)	84.60	0.739	11:12:34.731	
4 -	54.482	28.985	1:23.467 (1)	85.35		11:13:58.198	
5 -	54.850	29.319	1:24.169 (2)	84.64	0.702	11:15:22.367	
6 -	55.524	29.317	1:24.841	83.97	1.374	11:16:47.208	
7 -	54.861	29.424	1:24.285	84.53	0.818	11:18:11.493	

P35		21 U		Danny BRENNAN		Suzuki GSXR 1000 -	
IDEAL LAP TIME : 1:25.306		BEST LAP TIME : 1:25.306		DIFFERENCE : 0.000			
LAP	SECTOR 1	SECTOR 2	LAP TIME	MPH	DIFF	TIME OF DAY	
1 -	1:00.749	31.503	1:32.252	77.23	6.946	11:09:50.801	
2 -	55.577	29.729	1:25.306 (1)	83.51		11:11:16.107	
3 -	58.434	30.249	1:28.683	80.33	3.377	11:12:44.790	
4 -	57.803	31.292	1:29.095	79.96	3.789	11:14:13.885	
5 -	58.077	29.895	1:27.972 (3)	80.98	2.666	11:15:41.857	
6 -	57.843	31.212	1:29.055	80.00	3.749	11:17:10.912	
7 -	57.108	29.986	1:27.094 (2)	81.80	1.788	11:18:38.006	

BMCRC - MRO Championships 2023 - Rnd 4 @ Donington Park

BMCRC Thunderbike Ultra & Extreme

QUALIFYING - BEST SECTORS

SECTOR 1			SECTOR 2			IDEAL / BEST COMPARISON						
POS	NO	NAME	TIME	NO	NAME	TIME	POS	NO	NAME	IDEAL	BEST	DIFF
									PERFECT LAP	1:12.436		
1	800	CREASEY	47.270	800	CREASEY	25.166	1	800	CREASEY	1:12.436	1:12.436	0.000
2	5	KILLWORTH	47.500	45	HASHMI	25.222	2	5	KILLWORTH	1:12.863	1:12.863	0.000
3	707	SYMON	47.918	707	SYMON	25.300	3	45	HASHMI	1:13.150	1:13.150	0.000
4	45	HASHMI	47.928	5	KILLWORTH	25.363	4	707	SYMON	1:13.218	1:13.218	0.000
5	102	FEARN	48.128	102	FEARN	25.565	5	102	FEARN	1:13.693	1:13.693	0.000
6	17	KILLWORTH	48.347	78	THOMAS	25.672	6	78	THOMAS	1:14.426	1:14.597	0.171
7	118	CORKETT	48.489	29	DINSMORE	26.116	7	17	KILLWORTH	1:14.627	1:14.768	0.141
8	78	THOMAS	48.754	118	CORKETT	26.174	8	118	CORKETT	1:14.663	1:14.663	0.000
9	29	DINSMORE	49.241	52	MANTELL	26.189	9	29	DINSMORE	1:15.357	1:15.805	0.448
10	129	CRIPPS	49.390	460	GATES	26.247	10	52	MANTELL	1:15.770	1:15.827	0.057
11	52	MANTELL	49.581	19	DONOVAN	26.247	11	129	CRIPPS	1:15.787	1:16.454	0.667
12	1	JAMISON	49.684	80	OVEL	26.249	12	80	OVEL	1:16.202	1:16.459	0.257
13	40	BATE	49.737	17	KILLWORTH	26.280	13	82	HINNELLS	1:16.217	1:16.217	0.000
14	82	HINNELLS	49.796	129	CRIPPS	26.397	14	40	BATE	1:16.268	1:16.877	0.609
15	117	STAGG	49.875	82	HINNELLS	26.421	15	1	JAMISON	1:16.347	1:16.365	0.018
16	80	OVEL	49.953	58	ALLEN	26.453	16	58	ALLEN	1:16.498	1:16.498	0.000
17	58	ALLEN	50.045	40	BATE	26.531	17	19	DONOVAN	1:16.612	1:17.000	0.388
18	51	HOGARTH	50.182	1	JAMISON	26.663	18	460	GATES	1:16.779	1:16.838	0.059
19	4	KILLWORTH	50.285	169	SMITH	26.854	19	117	STAGG	1:17.197	1:17.514	0.317
20	19	DONOVAN	50.365	23	ROSE	26.856	20	51	HOGARTH	1:17.401	1:17.542	0.141
21	6	FIRTH	50.414	442	REVELEY	26.995	21	6	FIRTH	1:17.673	1:17.673	0.000
22	460	GATES	50.532	51	HOGARTH	27.219	22	4	KILLWORTH	1:17.705	1:17.923	0.218
23	23	ROSE	51.003	6	FIRTH	27.259	23	23	ROSE	1:17.859	1:17.859	0.000
24	442	REVELEY	51.452	117	STAGG	27.322	24	169	SMITH	1:18.363	1:18.440	0.077
25	169	SMITH	51.509	4	KILLWORTH	27.420	25	442	REVELEY	1:18.447	1:18.447	0.000
26	20	SWYER	51.596	24	REYNOLDS	27.436	26	24	REYNOLDS	1:19.125	1:19.446	0.321
27	24	REYNOLDS	51.689	7	JENKINS	27.678	27	20	SWYER	1:19.367	1:19.711	0.344
28	75	MAY	51.949	20	SWYER	27.771	28	75	MAY	1:20.279	1:20.299	0.020
29	744	ANDERSON	52.768	8	SAUNDERS	27.857	29	8	SAUNDERS	1:20.664	1:20.924	0.260
30	8	SAUNDERS	52.807	744	ANDERSON	28.039	30	744	ANDERSON	1:20.807	1:21.276	0.469
31	7	JENKINS	53.495	75	MAY	28.330	31	7	JENKINS	1:21.173	1:21.173	0.000
32	888	FAGG	53.825	888	FAGG	28.672	32	888	FAGG	1:22.497	1:22.940	0.443
33	46	DRAPER	54.482	46	DRAPER	28.985	33	46	DRAPER	1:23.467	1:23.467	0.000
34	21	BRENNAN	55.577	21	BRENNAN	29.729	34	21	BRENNAN	1:25.306	1:25.306	0.000
35							35	63	WREN		1:17.205	

BMCRC - MRO Championships 2023 - Rnd 4 @ Donington Park

BMCRC Thunderbike Ultra & Extreme

QUALIFYING - STATISTICS

Competitors Started 35
Planned Start 2023-06-03 @ 11:30:00.000
Actual Start 2023-06-03 @ 11:08:00.358
Finish Time 2023-06-03 @ 11:17:51.503
Track Length 1.9790mi.
Total Laps 256
Total Distance Covered 506.6412mi.

Session Fastest Lap History

NO	CL	NAME	LAP TIME	TIME OF DAY	LAP	VEHICLE
5	U	Stacey KILLWORTH	1:17.951	11:09:20.749	1	Suzuki GSXR 1000
5	U	Stacey KILLWORTH	1:14.934	11:10:35.683	2	Suzuki GSXR 1000
800	U	Morgan CREASEY	1:14.834	11:10:48.261	2	Suzuki GSXR 1000 K7
5	U	Stacey KILLWORTH	1:14.536	11:11:50.218	3	Suzuki GSXR 1000
45	U	Chad HASHMI	1:14.119	11:12:08.568	3	Suzuki GSXR1000
5	U	Stacey KILLWORTH	1:12.863	11:13:03.082	4	Suzuki GSXR 1000
800	U	Morgan CREASEY	1:12.436	11:14:32.096	5	Suzuki GSXR 1000 K7

Flag History

TYPE	TIME OF DAY
GREEN	11:08:00.358
FINISH	11:17:51.503

Flag Statistics

TYPE	COUNT	TOTAL LAPS	TOTAL TIME
Green	1	8	11:32.173
Red	0	0	0.000
Safety Car	0	0	0.000
FCY	0	0	0.000

BMCRC - MRO Championships 2023 - Rnd 4 @ Donington Park

BMCRC Thunderbike Ultra & Extreme

QUALIFYING - STATISTICS

CLASS : E

11 Starters

Fastest Lap History

NO	NAME	LAP TIME	TIME OF DAY	LAP	VEHICLE
51	Michael HOGARTH	1:21.815	11:09:25.844	1	Suzuki GSXR 750 K1
51	Michael HOGARTH	1:18.444	11:10:44.287	2	Suzuki GSXR 750 K1
52	Barry MANTELL	1:17.859	11:10:55.331	2	Honda 929 FIREBLADE
118	Darren CORKETT	1:15.444	11:12:10.263	3	Suzuki GSXR 600
118	Darren CORKETT	1:14.663	11:15:57.464	6	Suzuki GSXR 600

BMCRC - MRO Championships 2023 - Rnd 4 @ Donington Park

BMCRC Thunderbike Ultra & Extreme

QUALIFYING - STATISTICS

CLASS : U

24 Starters

Fastest Lap History

NO	NAME	LAP TIME	TIME OF DAY	LAP	VEHICLE
5	Stacey KILLWORTH	1:17.951	11:09:20.749	1	Suzuki GSXR 1000
5	Stacey KILLWORTH	1:14.934	11:10:35.683	2	Suzuki GSXR 1000
800	Morgan CREASEY	1:14.834	11:10:48.261	2	Suzuki GSXR 1000 K7
5	Stacey KILLWORTH	1:14.536	11:11:50.218	3	Suzuki GSXR 1000
45	Chad HASHMI	1:14.119	11:12:08.568	3	Suzuki GSXR1000
5	Stacey KILLWORTH	1:12.863	11:13:03.082	4	Suzuki GSXR 1000
800	Morgan CREASEY	1:12.436	11:14:32.096	5	Suzuki GSXR 1000 K7

BMCRC - MRO Championships 2023 - Rnd 4 @ Donington Park

BMCRC Thunderbike Ultra & Extreme

RACE 11 - GRID (7 Laps)



ROW 12	36	99 James ROBINSON	1:25.306	35	21 Danny BRENNAN	1:23.467	34	46 Adrian DRAPER
ROW 11			1:22.940	33	888 Paul FAGG	1:21.276	32	744 Gary ANDERSON
						1:21.173	31	7 Seb JENKINS
ROW 10	30	8 Dave SAUNDERS	1:20.924	29	75 Stewart MAY	1:20.299	28	20 Connor SWYER
ROW 9			1:19.446	27	24 Mark REYNOLDS	1:18.447	26	442 James REVELEY
						1:18.440	25	169 Corey SMITH
ROW 8	24	4 Hayden KILLWORTH	1:17.923	23	23 Justin ROSE	1:17.859	22	6 Andrew FIRTH
ROW 7			1:17.542	21	51 Michael HOGARTH	1:17.514	20	117 Raymond STAGG
						1:17.205	19	63 Matthew WREN
ROW 6	18	19 Tyler DONOVAN	1:17.000	17	40 Malcolm BATE	1:16.877	16	460 Simon GATES
ROW 5			1:16.498	15	58 Michael ALLEN	1:16.459	14	80 Mark OVEL
						1:16.454	13	129 Derek CRIPPS
ROW 4	12	1 Adam JAMISON	1:16.365	11	82 Matt HINNELLS	1:16.217	10	52 Barry MANTELL
ROW 3			1:15.805	9	29 Cecil DINSMORE	1:14.768	8	17 Jordan KILLWORTH
						1:14.663	7	118 Darren CORKETT
ROW 2	6	78 Jamie THOMAS	1:14.597	5	102 James FEARN	1:13.693	4	707 Alex SYMON
ROW 1			1:13.150	3	45 Chad HASHMI	1:12.863	2	5 Stacey KILLWORTH
						1:12.436	1	800 Morgan CREASEY
Pole								

Donington Park National: 1.9790 miles

These results are provisional until the conclusion of any judicial and technical matters.

Clerk Of Course :	Stewards :	Timekeeper : Richard Evans
-------------------	------------	----------------------------

Results can be found at www.tsl-timing.com

Printed - 11:22 Saturday, 03 June 2023



BMCRC - MRO Championships 2023 - Rnd 4 @ Donington Park

BMCRC Thunderbike Ultra & Extreme

RACE 11 - CLASSIFICATION



POS	NO	CL	PIC NAME	ENTRY	LAPS	TIME	GAP	DIFF	MPH	BEST	ON
1	800	U	1 Morgan CREASEY	Suzuki GSXR 1000 K7 - Warics Ltd	7	8:39.191			95.79	1:13.064	6
2	102	U	2 James FEARN	Suzuki GSXR1000 - Mark Wilby plumbing	7	8:39.293	0.102	0.102	95.77	1:12.593	7
3	45	U	3 Chad HASHMI	Suzuki GSXR1000 -	7	8:40.102	0.911	0.809	95.62	1:13.464	3
4	707	U	4 Alex SYMON	Kawasaki ZX10R - MCW	7	8:40.312	1.121	0.210	95.58	1:13.322	6
5	5	U	5 Stacey KILLWORTH	Suzuki GSXR 1000 - Greenplant/Everns	7	8:40.608	1.417	0.296	95.53	1:13.475	3
6	118	E	1 Darren CORKETT	Suzuki GSXR 600 - Jackson & Phillips	7	8:48.271	9.080	7.663	94.14	1:14.336	5
7	78	U	6 Jamie THOMAS	Suzuki GSXR 1000 - Team RubyRacing DART Moto	7	8:48.327	9.136	0.056	94.13	1:14.403	5
8	17	U	7 Jordan KILLWORTH	Kawasaki ZX10R - BK Racing / Rabbit	7	8:48.491	9.300	0.164	94.10	1:14.428	6
9	82	U	8 Matt HINNELLS	Yamaha R1 - FH82Racing	7	8:48.870	9.679	0.379	94.04	1:14.414	6
10	460	U	9 Simon GATES	Yamaha YZF R1 - T.A Roden LTD / Canine Plus Hyc	7	8:54.988	15.797	6.118	92.96	1:15.302	7
11	129	E	2 Derek CRIPPS	Yamaha R1 - Team FBR	7	8:56.822	17.631	1.834	92.64	1:15.238	4
12	52	E	3 Barry MANTELL	Honda 929 FIREBLADE - Swedish Car Connection	7	8:57.007	17.816	0.185	92.61	1:15.192	4
13	80	U	10 Mark OVEL	Yamaha R1 - I NEED A SPONSOR	7	8:57.297	18.106	0.290	92.56	1:14.807	7
14	29	U	11 Cecil DINSMORE	Suzuki GSXR 1000 - KnC Motorsport	7	8:59.988	20.797	2.691	92.10	1:15.383	4
15	1	E	4 Adam JAMISON	Yamaha R6 - Team AJR	7	9:01.056	21.865	1.068	91.92	1:15.803	4
16	117	E	5 Raymond STAGG	Suzuki GSXR 750 -	7	9:02.235	23.044	1.179	91.72	1:15.692	7
17	19	U	12 Tyler DONOVAN	Kawasaki ZX10R - Tinder Corp	7	9:02.794	23.603	0.559	91.62	1:15.533	7
18	40	U	13 Malcolm BATE	Suzuki GSXR1000 - Hartjay	7	9:03.290	24.099	0.496	91.54	1:15.382	5
19	58	U	14 Michael ALLEN	Kawasaki ZX10R -	7	9:04.502	25.311	1.212	91.34	1:15.991	7
20	63	U	15 Matthew WREN	Suzuki GSXR - TBR performance	7	9:09.617	30.426	5.115	90.49	1:16.726	6
21	169	U	16 Corey SMITH	Suzuki K1 -	7	9:10.244	31.053	0.627	90.38	1:15.852	7
22	6	E	6 Andrew FIRTH	Yamaha YZF-R1 - LTRmotorcycles.co.uk / Palmer F	7	9:12.653	33.462	2.409	89.99	1:16.459	7
23	4	U	17 Hayden KILLWORTH	Kawasaki ZX10R - A&S Killworth / H11xy	7	9:13.753	34.562	1.100	89.81	1:16.931	5
24	23	U	18 Justin ROSE	Yamaha R1 -	7	9:14.066	34.875	0.313	89.76	1:17.053	5
25	7	U	19 Seb JENKINS	Suzuki GSXR1000 -	7	9:18.573	39.382	4.507	89.04	1:17.664	5
26	8	U	20 Dave SAUNDERS	Suzuki GSXR1000 - Mum/Dad/JW MOT/Parks Utility	7	9:22.623	43.432	4.050	88.40	1:17.338	4
27	442	E	7 James REVELEY	Yamaha R6 - PCN Racing	7	9:23.495	44.304	0.872	88.26	1:18.822	7
28	24	U	21 Mark REYNOLDS	Yamaha R1 4C8 -	7	9:25.235	46.044	1.740	87.99	1:18.235	7
29	51	E	8 Michael HOGARTH	Suzuki GSXR 750 K1 - WHR Racing	7	9:26.968	47.777	1.733	87.72	1:19.539	4
30	744	E	9 Gary ANDERSON	Honda 954RR - A&M MOT Services. Guildford	7	9:33.689	54.498	6.721	86.69	1:20.011	4
31	75	E	10 Stewart MAY	- Mucking Fagie	7	9:40.387	1:01.196	6.698	85.69	1:20.904	7
32	888	U	22 Paul FAGG	Yamaha R1 4C8 - -OnlyFans-	7	9:41.334	1:02.143	0.947	85.55	1:19.352	7
33	21	U	23 Danny BRENNAN	Suzuki GSXR 1000 -	7	9:44.881	1:05.690	3.547	85.03	1:21.480	6
34	46	E	11 Adrian DRAPER	Suzuki GSXR 750 - Droopy Racing UK	7	9:52.915	1:13.724	8.034	83.88	1:22.765	2

FASTEST LAP

102	U	James FEARN	Suzuki GSXR1000 - Mark Wilby plumbing	7	1:12.593	98.14 mph	157.94 kph
118	E	Darren CORKETT	Suzuki GSXR 600 - Jackson & Phillips	5	1:14.336	95.84 mph	154.24 kph

Class U - 92.5% of Race Speed = 88.60 mph

Class E - 92.5% of Race Speed = 87.07 mph

Weather / Track : Sunny / Dry

These results are provisional until the conclusion of any judicial and technical matters.

Race Distance: 7 Laps / 13.85 miles
Donington Park National: 1.9790 miles
Date: 03/06/2023 Start: 14:57 Finish: 15:06

Clerk Of Course :	Stewards :	Timekeeper : Richard Evans
-------------------	------------	----------------------------

Results can be found at www.tsl-timing.com

Printed - 15:10 Saturday, 03 June 2023



BMCRC - MRO Championships 2023 - Rnd 4 @ Donington Park

BMCRC Thunderbike Ultra & Extreme

RACE 11 - LAP CHART

LAP 1 @ 14:59:02.031

NO	BEHIND	LAP TIME
800		1:17.511
45	0.064	1:17.575
5	0.446	1:17.957
707	0.710	1:18.221
102	1.052	1:18.563
78	1.986	1:19.497
118	2.351	1:19.862
17	2.525	1:20.036
82	2.748	1:20.259
29	3.472	1:20.983
460	3.729	1:21.240
129	4.348	1:21.859
80	4.653	1:22.164
52	5.664	1:23.175
1	5.950	1:23.461
19	5.991	1:23.502
58	6.129	1:23.640
40	6.274	1:23.785
117	7.275	1:24.786
23	7.886	1:25.397
63	8.332	1:25.843
6	8.871	1:26.382
51	9.317	1:26.828
4	9.567	1:27.078
169	9.698	1:27.209
7	9.897	1:27.408
442	10.409	1:27.920
744	11.748	1:29.259
21	12.237	1:29.748
24	12.364	1:29.875
75	13.002	1:30.513
888	13.481	1:30.992
8	13.725	1:31.236
46	14.685	1:32.196

LAP 2 @ 15:00:15.604

NO	BEHIND	LAP TIME
800		1:13.573
45	0.434	1:13.943
5	0.885	1:14.012
707	1.216	1:14.079
102	1.617	1:14.138
78	3.219	1:14.806
17	3.612	1:14.660
118	3.823	1:15.045
82	4.099	1:14.924
29	5.682	1:15.783
460	5.780	1:15.624
129	6.651	1:15.876
80	7.106	1:16.026
52	7.619	1:15.528
1	9.394	1:17.017
58	9.832	1:17.276
19	10.247	1:17.829
117	10.829	1:17.127
40	10.948	1:18.247
23	12.371	1:18.058
63	12.995	1:18.236
6	13.594	1:18.296
4	14.083	1:18.089
169	14.192	1:18.067
7	15.203	1:18.879
51	15.430	1:19.686

442	16.619	1:19.783
24	18.028	1:19.237
744	18.982	1:20.807
21	20.611	1:21.947
8	20.760	1:20.608
75	21.467	1:22.038
888	21.771	1:21.863
46	23.877	1:22.765

LAP 3 @ 15:01:29.502

NO	BEHIND	LAP TIME
45		1:13.464
800	0.083	1:13.981
5	0.462	1:13.475
707	0.795	1:13.477
102	1.169	1:13.450
78	4.046	1:14.725
118	4.676	1:14.751
17	4.993	1:15.279
82	5.177	1:14.976
29	7.506	1:15.722
460	7.781	1:15.899
129	8.655	1:15.902
52	9.266	1:15.545
80	9.568	1:16.360
1	11.417	1:15.921
117	13.516	1:16.585
58	13.552	1:17.618
19	13.632	1:17.283
40	14.028	1:16.978
63	16.759	1:17.662
23	16.848	1:18.375
169	17.135	1:16.841
6	17.904	1:18.208
4	18.485	1:18.300
7	19.991	1:18.686
51	21.453	1:19.921
442	22.006	1:19.285
24	23.707	1:19.577
8	24.859	1:17.997
744	26.003	1:20.919
21	28.676	1:21.963
888	29.693	1:21.820
75	29.732	1:22.163
46	33.609	1:23.630

LAP 4 @ 15:02:43.338

NO	BEHIND	LAP TIME
800		1:13.753
45	0.320	1:14.156
5	0.466	1:13.840
707	0.636	1:13.677
102	0.920	1:13.587
78	4.996	1:14.786
118	5.530	1:14.690
17	6.069	1:14.912
82	6.211	1:14.870
29	9.053	1:15.383
460	9.457	1:15.512
129	10.057	1:15.238
52	10.622	1:15.192
80	11.492	1:15.760
1	13.384	1:15.803
117	15.507	1:15.827
19	16.047	1:16.251

58	16.966	1:17.250
40	17.317	1:17.125
63	20.242	1:17.319
169	21.208	1:17.909
23	21.239	1:18.227
6	22.054	1:17.986
4	22.357	1:17.708
7	24.288	1:18.133
51	27.156	1:19.539
442	27.185	1:19.015
8	28.361	1:17.338
24	29.801	1:19.930
744	32.178	1:20.011
21	37.554	1:22.714
75	38.128	1:22.232
888	38.695	1:22.838
46	43.473	1:23.700

LAP 5 @ 15:03:56.804

NO	BEHIND	LAP TIME
800		1:13.466
707	0.550	1:13.380
45	0.579	1:13.725
5	1.117	1:14.117
102	1.320	1:13.866
78	5.933	1:14.403
118	6.400	1:14.336
17	7.190	1:14.587
82	7.399	1:14.654
29	11.209	1:15.622
460	11.865	1:15.874
129	12.580	1:15.989
52	12.944	1:15.788
80	14.243	1:16.217
1	16.174	1:16.256
117	18.425	1:16.384
19	18.819	1:16.238
40	19.233	1:15.382
58	20.166	1:16.666
63	23.787	1:17.011
23	24.826	1:17.053
169	25.224	1:17.482
4	25.822	1:16.931
6	26.651	1:18.063
7	28.486	1:17.664
442	33.073	1:19.354
8	33.744	1:18.849
51	34.611	1:20.921
24	36.006	1:19.671
744	40.214	1:21.502
75	46.232	1:21.570
21	47.646	1:23.558
888	48.292	1:23.063
46	53.355	1:23.348

LAP 6 @ 15:05:09.868

NO	BEHIND	LAP TIME
800		1:13.064
707	0.808	1:13.322
45	0.989	1:13.474
102	1.352	1:13.096
5	1.604	1:13.551
78	7.490	1:14.621
118	8.076	1:14.740
17	8.554	1:14.428

82	8.749	1:14.414
460	14.338	1:15.537
129	15.779	1:16.263
52	16.208	1:16.328
80	17.142	1:15.963
29	17.682	1:19.537
1	19.478	1:16.368
117	21.195	1:15.834
19	21.913	1:16.158
40	22.137	1:15.968
58	23.163	1:16.061
63	27.449	1:16.726
169	29.044	1:16.884
6	30.846	1:17.259
4	30.927	1:18.169
23	31.058	1:19.296
7	34.119	1:18.697
8	39.071	1:18.391
442	39.325	1:19.316
51	41.293	1:19.746
24	41.652	1:18.710
744	48.072	1:20.922
75	54.135	1:20.967
21	56.062	1:21.480
888	56.634	1:21.406
46	1:03.165	1:22.874

LAP 7 @ 15:06:23.711

NO	BEHIND	LAP TIME
800		1:13.843
102	0.102	1:12.593
45	0.911	1:13.765
707	1.121	1:14.156
5	1.417	1:13.656
118	9.080	1:14.847
78	9.136	1:15.489
17	9.300	1:14.589
82	9.679	1:14.773
460	15.797	1:15.302
129	17.631	1:15.695
52	17.816	1:15.451
80	18.106	1:14.807
29	20.797	1:16.958
1	21.865	1:16.230
117	23.044	1:15.692
19	23.603	1:15.533
40	24.099	1:15.805
58	25.311	1:15.991
63	30.426	1:16.820
169	31.053	1:15.852
6	33.462	1:16.459
4	34.562	1:17.478
23	34.875	1:17.660
7	39.382	1:19.106
8	43.432	1:18.204
442	44.304	1:18.822
24	46.044	1:18.235
51	47.777	1:20.327
744	54.498	1:20.269
75	1:01.196	1:20.904
888	1:02.143	1:19.352
21	1:05.690	1:23.471
46	1:13.724	1:24.402

BMCRC - MRO Championships 2023 - Rnd 4 @ Donington Park

BMCRC Thunderbike Ultra & Extreme

RACE 11 - POSITION CHART

No	Name	Lap Pos	Lap						
			1	2	3	4	5	6	7
800	CREASEY	1	800	800	45	800	800	800	800
5	KILLWORTH	2	45	45	800	45	707	707	102
45	HASHMI	3	5	5	5	5	45	45	45
707	SYMON	4	707	707	707	707	5	102	707
102	FEARN	5	102	102	102	102	102	5	5
78	THOMAS	6	78	78	78	78	78	78	118
118	CORKETT	7	118	17	118	118	118	118	78
17	KILLWORTH	8	17	118	17	17	17	17	17
29	DINSMORE	9	82	82	82	82	82	82	82
52	MANTELL	10	29	29	29	29	29	460	460
82	HINNELLS	11	460	460	460	460	460	129	129
1	JAMISON	12	129	129	129	129	129	52	52
129	CRIPPS	13	80	80	52	52	52	80	80
80	OVEL	14	52	52	80	80	80	29	29
58	ALLEN	15	1	1	1	1	1	1	1
460	GATES	16	19	58	117	117	117	117	117
40	BATE	17	58	19	58	19	19	19	19
19	DONOVAN	18	40	117	19	58	40	40	40
63	WREN	19	117	40	40	40	58	58	58
117	STAGG	20	23	23	63	63	63	63	63
51	HOGARTH	21	63	63	23	169	23	169	169
6	FIRTH	22	6	6	169	23	169	6	6
23	ROSE	23	51	4	6	6	4	4	4
4	KILLWORTH	24	4	169	4	4	6	23	23
169	SMITH	25	169	7	7	7	7	7	7
442	REVELEY	26	7	51	51	51	442	8	8
24	REYNOLDS	27	442	442	442	442	8	442	442
75	MAY	28	744	24	24	8	51	51	24
8	SAUNDERS	29	21	744	8	24	24	24	51
7	JENKINS	30	24	21	744	744	744	744	744
744	ANDERSON	31	75	8	21	21	75	75	75
888	FAGG	32	888	75	888	75	21	21	888
46	DRAPER	33	8	888	75	888	888	888	21
21	BRENNAN	34	46	46	46	46	46	46	46

BMCRC - MRO Championships 2023 - Rnd 4 @ Donington Park

BMCRC Thunderbike Ultra & Extreme

RACE 11 - SECTOR ANALYSIS



SECTOR 1 = FL to I1, SECTOR 2 = I1 to FL, DIFF = Difference To Personal Best Lap, P = Crossed Finish Line in Pit Lane, D = Time Disallowed

P1		800 U		Morgan CREASEY		Suzuki GSXR 1000 K7 - Warics Ltd	
IDEAL LAP TIME : 1:13.030		BEST LAP TIME : 1:13.064		DIFFERENCE : 0.034			
LAP	SECTOR 1	SECTOR 2	LAP TIME	MPH	DIFF	TIME OF DAY	
1 -		25.911	1:17.511	91.91	4.447	14:59:02.031	
2 -	48.036	25.537	1:13.573 (3)	96.83	0.509	15:00:15.604	
3 -	48.340	25.641	1:13.981	96.30	0.917	15:01:29.585	
4 -	48.055	25.698	1:13.753	96.60	0.689	15:02:43.338	
5 -	48.005	25.461	1:13.466 (2)	96.97	0.402	15:03:56.804	
6 -	47.688	25.376	1:13.064 (1)	97.51		15:05:09.868	
7 -	48.501	25.342	1:13.843	96.48	0.779	15:06:23.711	

P2		102 U		James FEARN		Suzuki GSXR1000 - Mark Wilby plumbing	
IDEAL LAP TIME : 1:12.593		BEST LAP TIME : 1:12.593		DIFFERENCE : 0.000			
LAP	SECTOR 1	SECTOR 2	LAP TIME	MPH	DIFF	TIME OF DAY	
1 -		25.947	1:18.563	90.68	5.970	14:59:03.083	
2 -	48.319	25.819	1:14.138	96.09	1.545	15:00:17.221	
3 -	47.606	25.844	1:13.450 (3)	96.99	0.857	15:01:30.671	
4 -	47.790	25.797	1:13.587	96.81	0.994	15:02:44.258	
5 -	48.289	25.577	1:13.866	96.45	1.273	15:03:58.124	
6 -	47.554	25.542	1:13.096 (2)	97.46	0.503	15:05:11.220	
7 -	47.355	25.238	1:12.593 (1)	98.14		15:06:23.813	

P3		45 U		Chad HASHMI		Suzuki GSXR1000 -	
IDEAL LAP TIME : 1:13.374		BEST LAP TIME : 1:13.464		DIFFERENCE : 0.090			
LAP	SECTOR 1	SECTOR 2	LAP TIME	MPH	DIFF	TIME OF DAY	
1 -		25.638	1:17.575	91.84	4.111	14:59:02.095	
2 -	48.546	25.397	1:13.943	96.35	0.479	15:00:16.038	
3 -	48.146	25.318	1:13.464 (1)	96.98		15:01:29.502	
4 -	48.410	25.746	1:14.156	96.07	0.692	15:02:43.658	
5 -	48.056	25.669	1:13.725 (3)	96.63	0.261	15:03:57.383	
6 -	48.077	25.397	1:13.474 (2)	96.96	0.010	15:05:10.857	
7 -	48.263	25.502	1:13.765	96.58	0.301	15:06:24.622	

P4		707 U		Alex SYMON		Kawasaki ZX10R - MCW	
IDEAL LAP TIME : 1:13.046		BEST LAP TIME : 1:13.322		DIFFERENCE : 0.276			
LAP	SECTOR 1	SECTOR 2	LAP TIME	MPH	DIFF	TIME OF DAY	
1 -		25.323	1:18.221	91.08	4.899	14:59:02.741	
2 -	48.801	25.278	1:14.079	96.17	0.757	15:00:16.820	
3 -	48.210	25.267	1:13.477 (3)	96.96	0.155	15:01:30.297	
4 -	48.361	25.316	1:13.677	96.70	0.355	15:02:43.974	
5 -	48.082	25.298	1:13.380 (2)	97.09	0.058	15:03:57.354	
6 -	47.779	25.543	1:13.322 (1)	97.16		15:05:10.676	
7 -	48.618	25.538	1:14.156	96.07	0.834	15:06:24.832	

P5		5 U		Stacey KILLWORTH		Suzuki GSXR 1000 - Greenplant/Everns	
IDEAL LAP TIME : 1:12.982		BEST LAP TIME : 1:13.475		DIFFERENCE : 0.493			
LAP	SECTOR 1	SECTOR 2	LAP TIME	MPH	DIFF	TIME OF DAY	
1 -		25.697	1:17.957	91.39	4.482	14:59:02.477	
2 -	48.467	25.545	1:14.012	96.26	0.537	15:00:16.489	
3 -	47.888	25.587	1:13.475 (1)	96.96		15:01:29.964	
4 -	48.220	25.620	1:13.840	96.48	0.365	15:02:43.804	
5 -	48.597	25.520	1:14.117	96.12	0.642	15:03:57.921	
6 -	47.462	26.089	1:13.551 (2)	96.86	0.076	15:05:11.472	
7 -	48.096	25.560	1:13.656 (3)	96.72	0.181	15:06:25.128	

BMCRC - MRO Championships 2023 - Rnd 4 @ Donington Park

BMCRC Thunderbike Ultra & Extreme

RACE 11 - SECTOR ANALYSIS



SECTOR 1 = FL to I1, SECTOR 2 = I1 to FL, DIFF = Difference To Personal Best Lap, P = Crossed Finish Line in Pit Lane, D = Time Disallowed

P6 118 E		Darren CORKETT		Suzuki GSXR 600 - Jackson & Phillips		
IDEAL LAP TIME : 1:14.328		BEST LAP TIME : 1:14.336		DIFFERENCE : 0.008		
LAP	SECTOR 1	SECTOR 2	LAP TIME	MPH	DIFF	TIME OF DAY
1 -		26.388	1:19.862	89.21	5.526	14:59:04.382
2 -	49.072	25.973	1:15.045	94.93	0.709	15:00:19.427
3 -	48.561	26.190	1:14.751	95.31	0.415	15:01:34.178
4 -	48.564	26.126	1:14.690 (2)	95.38	0.354	15:02:48.868
5 -	48.355	25.981	1:14.336 (1)	95.84		15:04:03.204
6 -	48.695	26.045	1:14.740 (3)	95.32	0.404	15:05:17.944
7 -	48.495	26.352	1:14.847	95.18	0.511	15:06:32.791

P7 78 U		Jamie THOMAS		Suzuki GSXR 1000 - Team RubyRacing DART Motorsport		
IDEAL LAP TIME : 1:14.403		BEST LAP TIME : 1:14.403		DIFFERENCE : 0.000		
LAP	SECTOR 1	SECTOR 2	LAP TIME	MPH	DIFF	TIME OF DAY
1 -		26.167	1:19.497	89.62	5.094	14:59:04.017
2 -	48.781	26.025	1:14.806	95.24	0.403	15:00:18.823
3 -	48.620	26.105	1:14.725 (3)	95.34	0.322	15:01:33.548
4 -	48.877	25.909	1:14.786	95.26	0.383	15:02:48.334
5 -	48.540	25.863	1:14.403 (1)	95.75		15:04:03.737
6 -	48.638	25.983	1:14.621 (2)	95.47	0.218	15:05:17.358
7 -	48.839	26.650	1:15.489	94.37	1.086	15:06:32.847

P8 17 U		Jordan KILLWORTH		Kawasaki ZX10R - BK Racing / Rabbit		
IDEAL LAP TIME : 1:14.024		BEST LAP TIME : 1:14.428		DIFFERENCE : 0.404		
LAP	SECTOR 1	SECTOR 2	LAP TIME	MPH	DIFF	TIME OF DAY
1 -		26.487	1:20.036	89.01	5.608	14:59:04.556
2 -	48.433	26.227	1:14.660	95.42	0.232	15:00:19.216
3 -	48.991	26.288	1:15.279	94.64	0.851	15:01:34.495
4 -	48.639	26.273	1:14.912	95.10	0.484	15:02:49.407
5 -	48.411	26.176	1:14.587 (2)	95.52	0.159	15:04:03.994
6 -	48.204	26.224	1:14.428 (1)	95.72		15:05:18.422
7 -	48.769	25.820	1:14.589 (3)	95.51	0.161	15:06:33.011

P9 82 U		Matt HINNELLS		Yamaha R1 - FH82Racing		
IDEAL LAP TIME : 1:14.277		BEST LAP TIME : 1:14.414		DIFFERENCE : 0.137		
LAP	SECTOR 1	SECTOR 2	LAP TIME	MPH	DIFF	TIME OF DAY
1 -		26.491	1:20.259	88.77	5.845	14:59:04.779
2 -	49.111	25.813	1:14.924	95.09	0.510	15:00:19.703
3 -	48.861	26.115	1:14.976	95.02	0.562	15:01:34.679
4 -	48.683	26.187	1:14.870	95.16	0.456	15:02:49.549
5 -	48.552	26.102	1:14.654 (2)	95.43	0.240	15:04:04.203
6 -	48.464	25.950	1:14.414 (1)	95.74		15:05:18.617
7 -	48.808	25.965	1:14.773 (3)	95.28	0.359	15:06:33.390

P10 460 U		Simon GATES		Yamaha YZF R1 - T.A Roden LTD / Canine Plus Hydro		
IDEAL LAP TIME : 1:15.255		BEST LAP TIME : 1:15.302		DIFFERENCE : 0.047		
LAP	SECTOR 1	SECTOR 2	LAP TIME	MPH	DIFF	TIME OF DAY
1 -		26.492	1:21.240	87.69	5.938	14:59:05.760
2 -	49.539	26.085	1:15.624	94.21	0.322	15:00:21.384
3 -	49.861	26.038	1:15.899	93.87	0.597	15:01:37.283
4 -	49.513	25.999	1:15.512 (2)	94.35	0.210	15:02:52.795
5 -	49.787	26.087	1:15.874	93.90	0.572	15:04:08.669
6 -	49.718	25.819	1:15.537 (3)	94.31	0.235	15:05:24.206
7 -	49.436	25.866	1:15.302 (1)	94.61		15:06:39.508

BMCRC - MRO Championships 2023 - Rnd 4 @ Donington Park

BMCRC Thunderbike Ultra & Extreme

RACE 11 - SECTOR ANALYSIS



SECTOR 1 = FL to I1, SECTOR 2 = I1 to FL, DIFF = Difference To Personal Best Lap, P = Crossed Finish Line in Pit Lane, D = Time Disallowed

P11 129 E		Derek CRIPPS		Yamaha R1 - Team FBR			
IDEAL LAP TIME : 1:15.238		BEST LAP TIME : 1:15.238		DIFFERENCE : 0.000			
LAP	SECTOR 1	SECTOR 2	LAP TIME	MPH	DIFF	TIME OF DAY	
1 -		26.493	1:21.859	87.03	6.621	14:59:06.379	
2 -	49.307	26.569	1:15.876 (3)	93.89	0.638	15:00:22.255	
3 -	49.279	26.623	1:15.902	93.86	0.664	15:01:38.157	
4 -	48.990	26.248	1:15.238 (1)	94.69		15:02:53.395	
5 -	49.434	26.555	1:15.989	93.75	0.751	15:04:09.384	
6 -	49.700	26.563	1:16.263	93.42	1.025	15:05:25.647	
7 -	49.148	26.547	1:15.695 (2)	94.12	0.457	15:06:41.342	

P12 52 E		Barry MANTELL		Honda 929 FIREBLADE - Swedish Car Connection			
IDEAL LAP TIME : 1:15.016		BEST LAP TIME : 1:15.192		DIFFERENCE : 0.176			
LAP	SECTOR 1	SECTOR 2	LAP TIME	MPH	DIFF	TIME OF DAY	
1 -		26.813	1:23.175	85.65	7.983	14:59:07.695	
2 -	49.320	26.208	1:15.528 (3)	94.33	0.336	15:00:23.223	
3 -	49.253	26.292	1:15.545	94.30	0.353	15:01:38.768	
4 -	48.935	26.257	1:15.192 (1)	94.75		15:02:53.960	
5 -	49.147	26.641	1:15.788	94.00	0.596	15:04:09.748	
6 -	49.865	26.463	1:16.328	93.34	1.136	15:05:26.076	
7 -	48.808	26.643	1:15.451 (2)	94.42	0.259	15:06:41.527	

P13 80 U		Mark OVEL		Yamaha R1 - I NEED A SPONSOR			
IDEAL LAP TIME : 1:14.807		BEST LAP TIME : 1:14.807		DIFFERENCE : 0.000			
LAP	SECTOR 1	SECTOR 2	LAP TIME	MPH	DIFF	TIME OF DAY	
1 -		26.305	1:22.164	86.71	7.357	14:59:06.684	
2 -	49.648	26.378	1:16.026	93.71	1.219	15:00:22.710	
3 -	50.019	26.341	1:16.360	93.30	1.553	15:01:39.070	
4 -	49.593	26.167	1:15.760 (2)	94.04	0.953	15:02:54.830	
5 -	49.675	26.542	1:16.217	93.47	1.410	15:04:11.047	
6 -	49.585	26.378	1:15.963 (3)	93.79	1.156	15:05:27.010	
7 -	48.902	25.905	1:14.807 (1)	95.24		15:06:41.817	

P14 29 U		Cecil DINSMORE		Suzuki GSXR 1000 - KnC Motorsport			
IDEAL LAP TIME : 1:14.959		BEST LAP TIME : 1:15.383		DIFFERENCE : 0.424			
LAP	SECTOR 1	SECTOR 2	LAP TIME	MPH	DIFF	TIME OF DAY	
1 -		26.920	1:20.983	87.97	5.600	14:59:05.503	
2 -	48.959	26.824	1:15.783	94.01	0.400	15:00:21.286	
3 -	49.567	26.155	1:15.722 (3)	94.08	0.339	15:01:37.008	
4 -	48.957	26.426	1:15.383 (1)	94.51		15:02:52.391	
5 -	49.620	26.002	1:15.622 (2)	94.21	0.239	15:04:08.013	
6 -	52.481	27.056	1:19.537	89.57	4.154	15:05:27.550	
7 -	50.479	26.479	1:16.958	92.57	1.575	15:06:44.508	

P15 1 E		Adam JAMISON		Yamaha R6 - Team AJR			
IDEAL LAP TIME : 1:15.694		BEST LAP TIME : 1:15.803		DIFFERENCE : 0.109			
LAP	SECTOR 1	SECTOR 2	LAP TIME	MPH	DIFF	TIME OF DAY	
1 -		26.913	1:23.461	85.36	7.658	14:59:07.981	
2 -	50.216	26.801	1:17.017	92.50	1.214	15:00:24.998	
3 -	49.296	26.625	1:15.921 (2)	93.84	0.118	15:01:40.919	
4 -	49.405	26.398	1:15.803 (1)	93.98		15:02:56.722	
5 -	49.609	26.647	1:16.256	93.43	0.453	15:04:12.978	
6 -	49.792	26.576	1:16.368	93.29	0.565	15:05:29.346	
7 -	49.654	26.576	1:16.230 (3)	93.46	0.427	15:06:45.576	

BMCRC - MRO Championships 2023 - Rnd 4 @ Donington Park

BMCRC Thunderbike Ultra & Extreme

RACE 11 - SECTOR ANALYSIS



SECTOR 1 = FL to I1, SECTOR 2 = I1 to FL, DIFF = Difference To Personal Best Lap, P = Crossed Finish Line in Pit Lane, D = Time Disallowed

P16 117 E		Raymond STAGG		Suzuki GSXR 750 -		
IDEAL LAP TIME : 1:15.663		BEST LAP TIME : 1:15.692		DIFFERENCE : 0.029		
LAP	SECTOR 1	SECTOR 2	LAP TIME	MPH	DIFF	TIME OF DAY
1 -		27.368	1:24.786	84.03	9.094	14:59:09.306
2 -	50.062	27.065	1:17.127	92.37	1.435	15:00:26.433
3 -	49.411	27.174	1:16.585	93.02	0.893	15:01:43.018
4 -	48.984	26.843	1:15.827 (2)	93.95	0.135	15:02:58.845
5 -	49.525	26.859	1:16.384	93.27	0.692	15:04:15.229
6 -	49.116	26.718	1:15.834 (3)	93.95	0.142	15:05:31.063
7 -	49.013	26.679	1:15.692 (1)	94.12		15:06:46.755

P17 19 U		Tyler DONOVAN		Kawasaki ZX10R - Tinder Corp		
IDEAL LAP TIME : 1:15.533		BEST LAP TIME : 1:15.533		DIFFERENCE : 0.000		
LAP	SECTOR 1	SECTOR 2	LAP TIME	MPH	DIFF	TIME OF DAY
1 -		27.273	1:23.502	85.32	7.969	14:59:08.022
2 -	51.106	26.723	1:17.829	91.54	2.296	15:00:25.851
3 -	50.281	27.002	1:17.283	92.18	1.750	15:01:43.134
4 -	49.748	26.503	1:16.251	93.43	0.718	15:02:59.385
5 -	49.612	26.626	1:16.238 (3)	93.45	0.705	15:04:15.623
6 -	49.559	26.599	1:16.158 (2)	93.55	0.625	15:05:31.781
7 -	49.298	26.235	1:15.533 (1)	94.32		15:06:47.314

P18 40 U		Malcolm BATE		Suzuki GSXR1000 - Hartjay		
IDEAL LAP TIME : 1:15.382		BEST LAP TIME : 1:15.382		DIFFERENCE : 0.000		
LAP	SECTOR 1	SECTOR 2	LAP TIME	MPH	DIFF	TIME OF DAY
1 -		26.640	1:23.785	85.03	8.403	14:59:08.305
2 -	51.255	26.992	1:18.247	91.05	2.865	15:00:26.552
3 -	49.818	27.160	1:16.978	92.55	1.596	15:01:43.530
4 -	50.551	26.574	1:17.125	92.37	1.743	15:03:00.655
5 -	49.347	26.035	1:15.382 (1)	94.51		15:04:16.037
6 -	49.793	26.175	1:15.968 (3)	93.78	0.586	15:05:32.005
7 -	49.741	26.064	1:15.805 (2)	93.98	0.423	15:06:47.810

P19 58 U		Michael ALLEN		Kawasaki ZX10R -		
IDEAL LAP TIME : 1:15.983		BEST LAP TIME : 1:15.991		DIFFERENCE : 0.008		
LAP	SECTOR 1	SECTOR 2	LAP TIME	MPH	DIFF	TIME OF DAY
1 -		26.838	1:23.640	85.18	7.649	14:59:08.160
2 -	50.776	26.500	1:17.276	92.19	1.285	15:00:25.436
3 -	50.169	27.449	1:17.618	91.79	1.627	15:01:43.054
4 -	50.758	26.492	1:17.250	92.22	1.259	15:03:00.304
5 -	50.182	26.484	1:16.666 (3)	92.93	0.675	15:04:16.970
6 -	49.760	26.301	1:16.061 (2)	93.67	0.070	15:05:33.031
7 -	49.682	26.309	1:15.991 (1)	93.75		15:06:49.022

P20 63 U		Matthew WREN		Suzuki GSXR - TBR performance		
IDEAL LAP TIME : 1:16.233		BEST LAP TIME : 1:16.726		DIFFERENCE : 0.493		
LAP	SECTOR 1	SECTOR 2	LAP TIME	MPH	DIFF	TIME OF DAY
1 -		27.129	1:25.843	82.99	9.117	14:59:10.363
2 -	51.283	26.953	1:18.236	91.06	1.510	15:00:28.599
3 -	50.717	26.945	1:17.662	91.73	0.936	15:01:46.261
4 -	50.701	26.618	1:17.319	92.14	0.593	15:03:03.580
5 -	49.968	27.043	1:17.011 (3)	92.51	0.285	15:04:20.591
6 -	49.821	26.905	1:16.726 (1)	92.85		15:05:37.317
7 -	50.408	26.412	1:16.820 (2)	92.74	0.094	15:06:54.137

BMCRC - MRO Championships 2023 - Rnd 4 @ Donington Park

BMCRC Thunderbike Ultra & Extreme

RACE 11 - SECTOR ANALYSIS



SECTOR 1 = FL to I1, SECTOR 2 = I1 to FL, DIFF = Difference To Personal Best Lap, P = Crossed Finish Line in Pit Lane, D = Time Disallowed

P21 169 U		Corey SMITH		Suzuki K1 -		
IDEAL LAP TIME : 1:15.852		BEST LAP TIME : 1:15.852		DIFFERENCE : 0.000		
LAP	SECTOR 1	SECTOR 2	LAP TIME	MPH	DIFF	TIME OF DAY
1 -		27.336	1:27.209	81.69	11.357	14:59:11.729
2 -	51.423	26.644	1:18.067	91.26	2.215	15:00:29.796
3 -	50.260	26.581	1:16.841 (2)	92.71	0.989	15:01:46.637
4 -	51.098	26.811	1:17.909	91.44	2.057	15:03:04.546
5 -	50.614	26.868	1:17.482	91.95	1.630	15:04:22.028
6 -	50.517	26.367	1:16.884 (3)	92.66	1.032	15:05:38.912
7 -	49.822	26.030	1:15.852 (1)	93.92		15:06:54.764

P22 6 E		Andrew FIRTH		Yamaha YZF-R1 - LTRmotorcycles.co.uk / Palmer Race Skool /		
IDEAL LAP TIME : 1:16.459		BEST LAP TIME : 1:16.459		DIFFERENCE : 0.000		
LAP	SECTOR 1	SECTOR 2	LAP TIME	MPH	DIFF	TIME OF DAY
1 -		27.402	1:26.382	82.47	9.923	14:59:10.902
2 -	51.032	27.264	1:18.296	90.99	1.837	15:00:29.198
3 -	50.557	27.651	1:18.208	91.09	1.749	15:01:47.406
4 -	50.546	27.440	1:17.986 (3)	91.35	1.527	15:03:05.392
5 -	50.160	27.903	1:18.063	91.26	1.604	15:04:23.455
6 -	49.890	27.369	1:17.259 (2)	92.21	0.800	15:05:40.714
7 -	49.530	26.929	1:16.459 (1)	93.18		15:06:57.173

P23 4 U		Hayden KILLWORTH		Kawasaki ZX10R - A&S Killworth / H11xy		
IDEAL LAP TIME : 1:16.838		BEST LAP TIME : 1:16.931		DIFFERENCE : 0.093		
LAP	SECTOR 1	SECTOR 2	LAP TIME	MPH	DIFF	TIME OF DAY
1 -		27.557	1:27.078	81.81	10.147	14:59:11.598
2 -	50.848	27.241	1:18.089	91.23	1.158	15:00:29.687
3 -	50.515	27.785	1:18.300	90.99	1.369	15:01:47.987
4 -	50.195	27.513	1:17.708 (3)	91.68	0.777	15:03:05.695
5 -	49.826	27.105	1:16.931 (1)	92.61		15:04:21.626
6 -	50.405	27.764	1:18.169	91.14	1.238	15:05:40.795
7 -	50.466	27.012	1:17.478 (2)	91.95	0.547	15:06:58.273

P24 23 U		Justin ROSE		Yamaha R1 -		
IDEAL LAP TIME : 1:16.734		BEST LAP TIME : 1:17.053		DIFFERENCE : 0.319		
LAP	SECTOR 1	SECTOR 2	LAP TIME	MPH	DIFF	TIME OF DAY
1 -		27.055	1:25.397	83.42	8.344	14:59:09.917
2 -	51.339	26.719	1:18.058 (3)	91.27	1.005	15:00:27.975
3 -	51.005	27.370	1:18.375	90.90	1.322	15:01:46.350
4 -	51.152	27.075	1:18.227	91.07	1.174	15:03:04.577
5 -	50.209	26.844	1:17.053 (1)	92.46		15:04:21.630
6 -	51.194	28.102	1:19.296	89.84	2.243	15:05:40.926
7 -	51.135	26.525	1:17.660 (2)	91.74	0.607	15:06:58.586

P25 7 U		Seb JENKINS		Suzuki GSXR1000 -		
IDEAL LAP TIME : 1:17.664		BEST LAP TIME : 1:17.664		DIFFERENCE : 0.000		
LAP	SECTOR 1	SECTOR 2	LAP TIME	MPH	DIFF	TIME OF DAY
1 -		26.965	1:27.408	81.51	9.744	14:59:11.928
2 -	51.881	26.998	1:18.879	90.32	1.215	15:00:30.807
3 -	51.774	26.912	1:18.686 (3)	90.54	1.022	15:01:49.493
4 -	51.012	27.121	1:18.133 (2)	91.18	0.469	15:03:07.626
5 -	50.984	26.680	1:17.664 (1)	91.73		15:04:25.290
6 -	51.546	27.151	1:18.697	90.53	1.033	15:05:43.987
7 -	51.657	27.449	1:19.106	90.06	1.442	15:07:03.093

BMCRC - MRO Championships 2023 - Rnd 4 @ Donington Park

BMCRC Thunderbike Ultra & Extreme

RACE 11 - SECTOR ANALYSIS



SECTOR 1 = FL to I1, SECTOR 2 = I1 to FL, DIFF = Difference To Personal Best Lap, P = Crossed Finish Line in Pit Lane, D = Time Disallowed

P26		8 U		Dave SAUNDERS		Suzuki GSXR1000 - Mum/Dad/JW MOT/Parks Utility	
IDEAL LAP TIME : 1:17.338		BEST LAP TIME : 1:17.338		DIFFERENCE : 0.000			
LAP	SECTOR 1	SECTOR 2	LAP TIME	MPH	DIFF	TIME OF DAY	
1 -		28.592	1:31.236	78.09	13.898	14:59:15.756	
2 -	53.006	27.602	1:20.608	88.38	3.270	15:00:36.364	
3 -	50.884	27.113	1:17.997 (2)	91.34	0.659	15:01:54.361	
4 -	50.708	26.630	1:17.338 (1)	92.12		15:03:11.699	
5 -	51.885	26.964	1:18.849	90.35	1.511	15:04:30.548	
6 -	51.531	26.860	1:18.391	90.88	1.053	15:05:48.939	
7 -	51.374	26.830	1:18.204 (3)	91.10	0.866	15:07:07.143	

P27		442 E		James REVELEY		Yamaha R6 - PCN Racing	
IDEAL LAP TIME : 1:18.610		BEST LAP TIME : 1:18.822		DIFFERENCE : 0.212			
LAP	SECTOR 1	SECTOR 2	LAP TIME	MPH	DIFF	TIME OF DAY	
1 -		27.711	1:27.920	81.03	9.098	14:59:12.440	
2 -	52.199	27.584	1:19.783	89.30	0.961	15:00:32.223	
3 -	51.872	27.413	1:19.285 (3)	89.86	0.463	15:01:51.508	
4 -	51.489	27.526	1:19.015 (2)	90.16	0.193	15:03:10.523	
5 -	52.080	27.274	1:19.354	89.78	0.532	15:04:29.877	
6 -	51.903	27.413	1:19.316	89.82	0.494	15:05:49.193	
7 -	51.701	27.121	1:18.822 (1)	90.38		15:07:08.015	

P28		24 U		Mark REYNOLDS		Yamaha R1 4C8 -	
IDEAL LAP TIME : 1:18.235		BEST LAP TIME : 1:18.235		DIFFERENCE : 0.000			
LAP	SECTOR 1	SECTOR 2	LAP TIME	MPH	DIFF	TIME OF DAY	
1 -		28.385	1:29.875	79.27	11.640	14:59:14.395	
2 -	52.029	27.208	1:19.237 (3)	89.91	1.002	15:00:33.632	
3 -	52.008	27.569	1:19.577	89.53	1.342	15:01:53.209	
4 -	52.532	27.398	1:19.930	89.13	1.695	15:03:13.139	
5 -	52.142	27.529	1:19.671	89.42	1.436	15:04:32.810	
6 -	51.809	26.901	1:18.710 (2)	90.51	0.475	15:05:51.520	
7 -	51.426	26.809	1:18.235 (1)	91.06		15:07:09.755	

P29		51 E		Michael HOGARTH		Suzuki GSXR 750 K1 - WHR Racing	
IDEAL LAP TIME : 1:18.597		BEST LAP TIME : 1:19.539		DIFFERENCE : 0.942			
LAP	SECTOR 1	SECTOR 2	LAP TIME	MPH	DIFF	TIME OF DAY	
1 -		27.521	1:26.828	82.05	7.289	14:59:11.348	
2 -	51.076	28.610	1:19.686 (2)	89.40	0.147	15:00:31.034	
3 -	52.029	27.892	1:19.921	89.14	0.382	15:01:50.955	
4 -	51.379	28.160	1:19.539 (1)	89.57		15:03:10.494	
5 -	52.819	28.102	1:20.921	88.04	1.382	15:04:31.415	
6 -	51.689	28.057	1:19.746 (3)	89.34	0.207	15:05:51.161	
7 -	52.228	28.099	1:20.327	88.69	0.788	15:07:11.488	

P30		744 E		Gary ANDERSON		Honda 954RR - A&M MOT Services. Guildford	
IDEAL LAP TIME : 1:19.706		BEST LAP TIME : 1:20.011		DIFFERENCE : 0.305			
LAP	SECTOR 1	SECTOR 2	LAP TIME	MPH	DIFF	TIME OF DAY	
1 -		28.268	1:29.259	79.81	9.248	14:59:13.779	
2 -	52.324	28.483	1:20.807 (3)	88.16	0.796	15:00:34.586	
3 -	53.143	27.776	1:20.919	88.04	0.908	15:01:55.505	
4 -	52.131	27.880	1:20.011 (1)	89.04		15:03:15.516	
5 -	53.241	28.261	1:21.502	87.41	1.491	15:04:37.018	
6 -	53.347	27.575	1:20.922	88.04	0.911	15:05:57.940	
7 -	52.192	28.077	1:20.269 (2)	88.75	0.258	15:07:18.209	

BMCRC - MRO Championships 2023 - Rnd 4 @ Donington Park

BMCRC Thunderbike Ultra & Extreme

RACE 11 - SECTOR ANALYSIS



SECTOR 1 = FL to I1, SECTOR 2 = I1 to FL, DIFF = Difference To Personal Best Lap, P = Crossed Finish Line in Pit Lane, D = Time Disallowed

P31 75 E		Stewart MAY		- Mucking Fagic		
IDEAL LAP TIME : 1:20.904		BEST LAP TIME : 1:20.904		DIFFERENCE : 0.000		
LAP	SECTOR 1	SECTOR 2	LAP TIME	MPH	DIFF	TIME OF DAY
1 -		28.694	1:30.513	78.71	9.609	14:59:15.033
2 -	53.364	28.674	1:22.038	86.84	1.134	15:00:37.071
3 -	52.863	29.300	1:22.163	86.71	1.259	15:01:59.234
4 -	53.799	28.433	1:22.232	86.64	1.328	15:03:21.466
5 -	53.203	28.367	1:21.570 (3)	87.34	0.666	15:04:43.036
6 -	52.733	28.234	1:20.967 (2)	87.99	0.063	15:06:04.003
7 -	52.679	28.225	1:20.904 (1)	88.06		15:07:24.907

P32 888 U		Paul FAGG		Yamaha R1 4C8 - -OnlyFans-		
IDEAL LAP TIME : 1:19.352		BEST LAP TIME : 1:19.352		DIFFERENCE : 0.000		
LAP	SECTOR 1	SECTOR 2	LAP TIME	MPH	DIFF	TIME OF DAY
1 -		28.645	1:30.992	78.29	11.640	14:59:15.512
2 -	53.713	28.150	1:21.863	87.03	2.511	15:00:37.375
3 -	53.035	28.785	1:21.820 (3)	87.07	2.468	15:01:59.195
4 -	53.687	29.151	1:22.838	86.00	3.486	15:03:22.033
5 -	54.419	28.644	1:23.063	85.77	3.711	15:04:45.096
6 -	52.856	28.550	1:21.406 (2)	87.51	2.054	15:06:06.502
7 -	52.048	27.304	1:19.352 (1)	89.78		15:07:25.854

P33 21 U		Danny BRENNAN		Suzuki GSXR 1000 -		
IDEAL LAP TIME : 1:21.124		BEST LAP TIME : 1:21.480		DIFFERENCE : 0.356		
LAP	SECTOR 1	SECTOR 2	LAP TIME	MPH	DIFF	TIME OF DAY
1 -		28.423	1:29.748	79.38	8.268	14:59:14.268
2 -	53.832	28.115	1:21.947 (2)	86.94	0.467	15:00:36.215
3 -	53.532	28.431	1:21.963 (3)	86.92	0.483	15:01:58.178
4 -	54.365	28.349	1:22.714	86.13	1.234	15:03:20.892
5 -	55.184	28.374	1:23.558	85.26	2.078	15:04:44.450
6 -	53.009	28.471	1:21.480 (1)	87.44		15:06:05.930
7 -	54.323	29.148	1:23.471	85.35	1.991	15:07:29.401

P34 46 E		Adrian DRAPER		Suzuki GSXR 750 - Droopy Racing UK		
IDEAL LAP TIME : 1:22.618		BEST LAP TIME : 1:22.765		DIFFERENCE : 0.147		
LAP	SECTOR 1	SECTOR 2	LAP TIME	MPH	DIFF	TIME OF DAY
1 -		28.534	1:32.196	77.27	9.431	14:59:16.716
2 -	54.113	28.652	1:22.765 (1)	86.08		15:00:39.481
3 -	54.869	28.761	1:23.630	85.19	0.865	15:02:03.111
4 -	54.666	29.034	1:23.700	85.12	0.935	15:03:26.811
5 -	54.578	28.770	1:23.348 (3)	85.48	0.583	15:04:50.159
6 -	54.369	28.505	1:22.874 (2)	85.96	0.109	15:06:13.033
7 -	55.065	29.337	1:24.402	84.41	1.637	15:07:37.435

BMCRC - MRO Championships 2023 - Rnd 4 @ Donington Park

BMCRC Thunderbike Ultra & Extreme

RACE 11 - BEST SECTORS

SECTOR 1			SECTOR 2			IDEAL / BEST COMPARISON						
POS	NO	NAME	TIME	NO	NAME	TIME	POS	NO	NAME	IDEAL	BEST	DIFF
									PERFECT LAP	1:12.593		
1	102	FEARN	47.355	102	FEARN	25.238	1	102	FEARN	1:12.593	1:12.593	0.000
2	5	KILLWORTH	47.462	707	SYMON	25.267	2	5	KILLWORTH	1:12.982	1:13.475	0.493
3	800	CREASEY	47.688	45	HASHMI	25.318	3	800	CREASEY	1:13.030	1:13.064	0.034
4	707	SYMON	47.779	800	CREASEY	25.342	4	707	SYMON	1:13.046	1:13.322	0.276
5	45	HASHMI	48.056	5	KILLWORTH	25.520	5	45	HASHMI	1:13.374	1:13.464	0.090
6	17	KILLWORTH	48.204	82	HINNELLS	25.813	6	17	KILLWORTH	1:14.024	1:14.428	0.404
7	118	CORKETT	48.355	460	GATES	25.819	7	82	HINNELLS	1:14.277	1:14.414	0.137
8	82	HINNELLS	48.464	17	KILLWORTH	25.820	8	118	CORKETT	1:14.328	1:14.336	0.008
9	78	THOMAS	48.540	78	THOMAS	25.863	9	78	THOMAS	1:14.403	1:14.403	0.000
10	52	MANTELL	48.808	80	OVEL	25.905	10	80	OVEL	1:14.807	1:14.807	0.000
11	80	OVEL	48.902	118	CORKETT	25.973	11	29	DINSMORE	1:14.959	1:15.383	0.424
12	29	DINSMORE	48.957	29	DINSMORE	26.002	12	52	MANTELL	1:15.016	1:15.192	0.176
13	117	STAGG	48.984	169	SMITH	26.030	13	129	CRIPPS	1:15.238	1:15.238	0.000
14	129	CRIPPS	48.990	40	BATE	26.035	14	460	GATES	1:15.255	1:15.302	0.047
15	1	JAMISON	49.296	52	MANTELL	26.208	15	40	BATE	1:15.382	1:15.382	0.000
16	19	DONOVAN	49.298	19	DONOVAN	26.235	16	19	DONOVAN	1:15.533	1:15.533	0.000
17	40	BATE	49.347	129	CRIPPS	26.248	17	117	STAGG	1:15.663	1:15.692	0.029
18	460	GATES	49.436	58	ALLEN	26.301	18	1	JAMISON	1:15.694	1:15.803	0.109
19	6	FIRTH	49.530	1	JAMISON	26.398	19	169	SMITH	1:15.852	1:15.852	0.000
20	58	ALLEN	49.682	63	WREN	26.412	20	58	ALLEN	1:15.983	1:15.991	0.008
21	63	WREN	49.821	23	ROSE	26.525	21	63	WREN	1:16.233	1:16.726	0.493
22	169	SMITH	49.822	8	SAUNDERS	26.630	22	6	FIRTH	1:16.459	1:16.459	0.000
23	4	KILLWORTH	49.826	117	STAGG	26.679	23	23	ROSE	1:16.734	1:17.053	0.319
24	23	ROSE	50.209	7	JENKINS	26.680	24	4	KILLWORTH	1:16.838	1:16.931	0.093
25	8	SAUNDERS	50.708	24	REYNOLDS	26.809	25	8	SAUNDERS	1:17.338	1:17.338	0.000
26	7	JENKINS	50.984	6	FIRTH	26.929	26	7	JENKINS	1:17.664	1:17.664	0.000
27	51	HOGARTH	51.076	4	KILLWORTH	27.012	27	24	REYNOLDS	1:18.235	1:18.235	0.000
28	24	REYNOLDS	51.426	442	REVELEY	27.121	28	51	HOGARTH	1:18.597	1:19.539	0.942
29	442	REVELEY	51.489	888	FAGG	27.304	29	442	REVELEY	1:18.610	1:18.822	0.212
30	888	FAGG	52.048	51	HOGARTH	27.521	30	888	FAGG	1:19.352	1:19.352	0.000
31	744	ANDERSON	52.131	744	ANDERSON	27.575	31	744	ANDERSON	1:19.706	1:20.011	0.305
32	75	MAY	52.679	21	BRENNAN	28.115	32	75	MAY	1:20.904	1:20.904	0.000
33	21	BRENNAN	53.009	75	MAY	28.225	33	21	BRENNAN	1:21.124	1:21.480	0.356
34	46	DRAPER	54.113	46	DRAPER	28.505	34	46	DRAPER	1:22.618	1:22.765	0.147

BMCRC - MRO Championships 2023 - Rnd 4 @ Donington Park

BMCRC Thunderbike Ultra & Extreme

RACE 11 - STATISTICS

Competitors Started	34
Planned Start	2023-06-03 @ 14:45:00.000
Actual Start	2023-06-03 @ 14:57:44.519
Finish Time	2023-06-03 @ 15:06:23.710
Track Length	1.9790mi.
Total Laps	238
Total Distance Covered	471.0180mi.

Session Fastest Lap History

NO	CL	NAME	LAP TIME	TIME OF DAY	LAP	VEHICLE
800	U	Morgan CREASEY	1:13.573	15:00:15.621	2	Suzuki GSXR 1000 K7
45	U	Chad HASHMI	1:13.464	15:01:29.529	3	Suzuki GSXR1000
102	U	James FEARN	1:13.450	15:01:30.691	3	Suzuki GSXR1000
707	U	Alex SYMON	1:13.380	15:03:57.374	5	Kawasaki ZX10R
800	U	Morgan CREASEY	1:13.064	15:05:09.884	6	Suzuki GSXR 1000 K7
102	U	James FEARN	1:12.593	15:06:23.833	7	Suzuki GSXR1000

Session Leader History

NO	CL	NAME	FROM LAP	LAPS LED	DISTANCE	VEHICLE
800	U	Morgan CREASEY	1	2	3.92 miles	Suzuki GSXR 1000 K7
45	U	Chad HASHMI	3	1	1.97 miles	Suzuki GSXR1000
800	U	Morgan CREASEY	4	4	7.91 miles	Suzuki GSXR 1000 K7

Flag History

TYPE	TIME OF DAY
GREEN	14:57:44.519
FINISH	15:06:23.710

Flag Statistics

TYPE	COUNT	TOTAL LAPS	TOTAL TIME
Green	1	7	10:02.678
Red	0	0	0.000
Safety Car	0	0	0.000
FCY	0	0	0.000

BMCRC - MRO Championships 2023 - Rnd 4 @ Donington Park

BMCRC Thunderbike Ultra & Extreme

RACE 11 - STATISTICS

CLASS : E

11 Starters

Fastest Lap History

NO	NAME	LAP TIME	TIME OF DAY	LAP	VEHICLE
118	Darren CORKETT	1:15.045	15:00:19.435	2	Suzuki GSXR 600
118	Darren CORKETT	1:14.751	15:01:34.186	3	Suzuki GSXR 600
118	Darren CORKETT	1:14.690	15:02:48.877	4	Suzuki GSXR 600
118	Darren CORKETT	1:14.336	15:04:03.213	5	Suzuki GSXR 600

Leader History

NO	NAME	FROM LAP	LAPS LED	DISTANCE	VEHICLE
118	Darren CORKETT	1	7	13.81 miles	Suzuki GSXR 600

BMCRC - MRO Championships 2023 - Rnd 4 @ Donington Park

BMCRC Thunderbike Ultra & Extreme

RACE 11 - STATISTICS

CLASS : U

23 Starters

Fastest Lap History

NO	NAME	LAP TIME	TIME OF DAY	LAP	VEHICLE
800	Morgan CREASEY	1:13.573	15:00:15.621	2	Suzuki GSXR 1000 K7
45	Chad HASHMI	1:13.464	15:01:29.529	3	Suzuki GSXR1000
102	James FEARN	1:13.450	15:01:30.691	3	Suzuki GSXR1000
707	Alex SYMON	1:13.380	15:03:57.374	5	Kawasaki ZX10R
800	Morgan CREASEY	1:13.064	15:05:09.884	6	Suzuki GSXR 1000 K7
102	James FEARN	1:12.593	15:06:23.833	7	Suzuki GSXR1000

Leader History

NO	NAME	FROM LAP	LAPS LED	DISTANCE	VEHICLE
800	Morgan CREASEY	1	2	3.92 miles	Suzuki GSXR 1000 K7
45	Chad HASHMI	3	1	1.97 miles	Suzuki GSXR1000
800	Morgan CREASEY	4	4	7.91 miles	Suzuki GSXR 1000 K7

BMCRC - MRO Championships 2023 - Rnd 4 @ Donington Park

BMCRC Thunderbike Ultra & Extreme

RACE 21 - GRID (7 Laps)



ROW 12	36	99	James ROBINSON	35	20	Connor SWYER	34	46	Adrian DRAPER	1:22.765
ROW 11				33	21	Danny BRENNAN	32	75	Stewart MAY	1:20.904
							31	744	Gary ANDERSON	1:20.011
ROW 10	30	51	Michael HOGARTH	29	888	Paul FAGG	28	442	James REVELEY	1:18.822
ROW 9				27	24	Mark REYNOLDS	26	7	Seb JENKINS	1:17.664
							25	8	Dave SAUNDERS	1:17.338
ROW 8	24	23	Justin ROSE	23	4	Hayden KILLWORTH	22	63	Matthew WREN	1:16.726
ROW 7				21	6	Andrew FIRTH	20	58	Michael ALLEN	1:15.991
							19	169	Corey SMITH	1:15.852
ROW 6	18	1	Adam JAMISON	17	117	Raymond STAGG	16	19	Tyler DONOVAN	1:15.533
ROW 5				15	29	Cecil DINSMORE	14	40	Malcolm BATE	1:15.382
							13	460	Simon GATES	1:15.302
ROW 4	12	129	Derek CRIPPS	11	52	Barry MANTELL	10	80	Mark OVEL	1:14.807
ROW 3				9	17	Jordan KILLWORTH	8	82	Matt HINNELLS	1:14.414
							7	78	Jamie THOMAS	1:14.403
ROW 2	6	118	Darren CORKETT	5	5	Stacey KILLWORTH	4	45	Chad HASHMI	1:13.464
ROW 1				3	707	Alex SYMON	2	800	Morgan CREASEY	1:13.064
							1	102	James FEARN	1:12.593
Pole										

Donington Park National: 1.9790 miles

These results are provisional until the conclusion of any judicial and technical matters.

Clerk Of Course :	Stewards :	Timekeeper : Richard Evans
-------------------	------------	----------------------------

Results can be found at www.tsl-timing.com

Printed - 15:13 Saturday, 03 June 2023



BMCRC - MRO Championships 2023 - Rnd 4 @ Donington Park

BMCRC Thunderbike Ultra & Extreme

RACE 21 - CLASSIFICATION



POS	NO	CL	PIC NAME	ENTRY	LAPS	TIME	GAP	DIFF	MPH	BEST	ON
1	102	U	1 James FEARN	Suzuki GSXR1000 - Mark Wilby plumbing	7	8:40.115			95.62	1:12.684	4
2	800	U	2 Morgan CREASEY	Suzuki GSXR 1000 K7 - Warics Ltd	7	8:40.169	0.054	0.054	95.61	1:12.581	7
3	707	U	3 Alex SYMON	Kawasaki ZX10R - MCW	7	8:41.102	0.987	0.933	95.44	1:12.892	7
4	5	U	4 Stacey KILLWORTH	Suzuki GSXR 1000 - Greenplant/Evans	7	8:42.243	2.128	1.141	95.23	1:12.881	5
5	45	U	5 Chad HASHMI	Suzuki GSXR1000 -	7	8:47.396	7.281	5.153	94.30	1:13.835	4
6	82	U	6 Matt HINNELLS	Yamaha R1 - FH82Racing	7	8:49.771	9.656	2.375	93.88	1:14.475	7
7	78	U	7 Jamie THOMAS	Suzuki GSXR 1000 - Team RubyRacing DART Moto	7	8:50.178	10.063	0.407	93.81	1:14.086	7
8	460	U	8 Simon GATES	Yamaha YZF R1 - T.A Roden LTD / Canine Plus Hyc	7	8:51.815	11.700	1.637	93.52	1:14.661	4
9	19	U	9 Tyler DONOVAN	Kawasaki ZX10R - Tinder Corp	7	8:57.736	17.621	5.921	92.49	1:15.671	4
10	80	U	10 Mark OVEL	Yamaha R1 - I NEED A SPONSOR	7	8:58.810	18.695	1.074	92.30	1:15.616	3
11	52	E	1 Barry MANTELL	Honda 929 FIREBLADE - Swedish Car Connection	7	8:59.214	19.099	0.404	92.23	1:15.635	4
12	58	U	11 Michael ALLEN	Kawasaki ZX10R -	7	8:59.615	19.500	0.401	92.16	1:15.881	4
13	129	E	2 Derek CRIPPS	Yamaha R1 - Team FBR	7	9:00.191	20.076	0.576	92.07	1:15.465	4
14	23	U	12 Justin ROSE	Yamaha R1 -	7	9:00.664	20.549	0.473	91.99	1:15.901	6
15	117	E	3 Raymond STAGG	Suzuki GSXR 750 -	7	9:00.763	20.648	0.099	91.97	1:15.897	4
16	169	U	13 Corey SMITH	Suzuki K1 -	7	9:02.036	21.921	1.273	91.75	1:15.951	4
17	4	U	14 Hayden KILLWORTH	Kawasaki ZX10R - A&S Killworth / H11xy	7	9:11.667	31.552	9.631	90.15	1:16.605	2
18	6	E	4 Andrew FIRTH	Yamaha YZF-R1 - LTRmotorcycles.co.uk / Palmer F	7	9:12.790	32.675	1.123	89.97	1:16.652	4
19	442	E	5 James REVELEY	Yamaha R6 - PCN Racing	7	9:17.782	37.667	4.992	89.16	1:18.186	4
20	888	U	15 Paul FAGG	Yamaha R1 4C8 - -OnlyFans-	7	9:19.158	39.043	1.376	88.94	1:17.464	7
21	24	U	16 Mark REYNOLDS	Yamaha R1 4C8 -	7	9:27.356	47.241	8.198	87.66	1:19.059	4
22	51	E	6 Michael HOGARTH	Suzuki GSXR 750 K1 - WHR Racing	7	9:28.528	48.413	1.172	87.48	1:19.659	2
23	20	U	17 Connor SWYER	Suzuki GSXR 1000 K6 - WSC Performance & lleithyr i	7	9:34.053	53.938	5.525	86.64	1:19.442	7
24	75	E	7 Stewart MAY	- Mucking Fagic	7	9:34.077	53.962	0.024	86.63	1:19.711	2
25	744	E	8 Gary ANDERSON	Honda 954RR - A&M MOT Services. Guildford	7	9:34.622	54.507	0.545	86.55	1:19.019	7
26	21	U	18 Danny BRENNAN	Suzuki GSXR 1000 -	7	9:46.982	1:06.867	12.360	84.73	1:20.763	4
27	46	E	9 Adrian DRAPER	Suzuki GSXR 750 - Droopy Racing UK	7	9:48.069	1:07.954	1.087	84.57	1:22.287	7

NOT CLASSIFIED

DNF	17	U	Jordan KILLWORTH	Kawasaki ZX10R - BK Racing / Rabbit	4	5:02.231	3 Laps	3 Laps	93.84	1:13.296	4
DNF	118	E	Darren CORKETT	Suzuki GSXR 600 - Jackson & Phillips	1	1:20.350	6 Laps	3 Laps	86.97		
DNF	8	U	Dave SAUNDERS	Suzuki GSXR1000 - Mum/Dad/JW MOT/Parks Utility	1	2:36.924	6 Laps	1:16.574	44.53		

NOT STARTED

NS	7	U	Seb JENKINS	Suzuki GSXR1000 -							
----	---	---	-------------	-------------------	--	--	--	--	--	--	--

FASTEST LAP

	800	U	Morgan CREASEY	Suzuki GSXR 1000 K7 - Warics Ltd	7	1:12.581			98.16 mph	157.97 kph	
	129	E	Derek CRIPPS	Yamaha R1 - Team FBR	4	1:15.465			94.40 mph	151.93 kph	

#40 - No working transponder, please fix for your next race.

Class U - 92.5% of Race Speed = 88.44 mph

Class E - 92.5% of Race Speed = 85.31 mph

Weather / Track : Sunny / Dry

These results are provisional until the conclusion of any judicial and technical matters.

Race Distance: 7 Laps / 13.85 miles
Donington Park National: 1.9790 miles
Date: 03/06/2023 Start: 18:30 Finish: 18:38

Clerk Of Course :	Stewards :	Timekeeper : Richard Evans
-------------------	------------	----------------------------

Results can be found at www.tsl-timing.com

Printed - 18:41 Saturday, 03 June 2023



BMCRC - MRO Championships 2023 - Rnd 4 @ Donington Park

BMCRC Thunderbike Ultra & Extreme

RACE 21 - LAP CHART

LAP 1 @ 18:31:20.734			LAP 3 @ 18:33:50.425			LAP 5 @ 18:36:16.834			LAP 7 @ 18:38:42.916		
NO	BEHIND	LAP TIME	NO	BEHIND	LAP TIME	NO	BEHIND	LAP TIME	NO	BEHIND	LAP TIME
800		1:17.933	800		1:14.411	102		1:13.252	707	0.987	1:12.892
707	0.299	1:18.232	102	0.473	1:14.319	800	0.167	1:13.156	5	2.128	1:13.828
5	0.694	1:18.627	5	0.569	1:15.159	5	0.728	1:12.881	45	7.281	1:15.317
102	0.988	1:18.921	707	0.724	1:14.769	707	1.036	1:13.425	82	9.656	1:14.475
45	1.128	1:19.061	45	1.103	1:15.360	45	2.826	1:14.297	78	10.063	1:14.086
17	1.949	1:19.882	17	1.311	1:14.453	460	5.793	1:15.095	460	11.700	1:15.426
460	2.027	1:19.960	460	2.446	1:15.013	82	6.276	1:14.680	19	17.621	1:15.830
78	2.227	1:20.160	78	2.927	1:15.022	78	6.602	1:15.452	80	18.695	1:16.741
118	2.417	1:20.350	82	3.396	1:15.142	19	11.760	1:16.694	52	19.099	1:15.901
82	2.691	1:20.624	80	5.418	1:15.616	80	12.184	1:17.556	58	19.500	1:16.849
80	3.520	1:21.453	19	5.804	1:15.792	58	12.650	1:16.961	129	20.076	1:16.527
19	3.651	1:21.584	58	6.217	1:15.895	52	13.169	1:16.196	23	20.549	1:16.117
58	3.879	1:21.812	129	7.708	1:16.351	129	13.283	1:16.519	117	20.648	1:16.677
52	4.447	1:22.380	52	7.747	1:16.576	117	13.814	1:16.065	169	21.921	1:17.118
129	4.747	1:22.680	117	8.261	1:16.472	169	14.425	1:16.538	4	31.552	1:18.064
117	5.419	1:23.352	169	8.345	1:16.455	23	14.613	1:15.973	6	32.675	1:18.694
169	5.602	1:23.535	23	8.948	1:16.410	4	20.766	1:18.834	442	37.667	1:19.214
23	5.919	1:23.852	4	10.731	1:16.828	6	21.504	1:18.030	888	39.043	1:17.464
4	6.989	1:24.922	6	13.231	1:17.226	442	25.198	1:18.628	24	47.241	1:19.324
442	7.322	1:25.255	442	14.793	1:18.593	888	28.377	1:20.012	51	48.413	1:20.543
6	8.177	1:26.110	888	16.907	1:18.715	24	33.589	1:20.706	20	53.938	1:19.442
888	8.951	1:26.884	51	19.790	1:20.161	51	34.288	1:20.903	75	53.962	1:21.574
51	9.661	1:27.594	24	20.233	1:19.811	75	37.287	1:21.589	744	54.507	1:19.019
75	10.037	1:27.970	75	21.372	1:21.315	20	40.249	1:21.261	21	1:06.867	1:24.527
24	10.414	1:28.347	20	24.564	1:20.816	744	41.610	1:21.269	46	1:07.954	1:22.287
20	11.875	1:29.808	21	25.240	1:20.825	21	45.134	1:25.540			
21	12.166	1:30.099	744	26.653	1:21.520	46	48.032	1:23.671			
744	12.664	1:30.597	46	28.481	1:22.769						
46	12.915	1:30.848									

LAP 2 @ 18:32:35.835			LAP 4 @ 18:35:03.582			LAP 6 @ 18:37:30.028		
NO	BEHIND	LAP TIME	NO	BEHIND	LAP TIME	NO	BEHIND	LAP TIME
5		1:14.407	102		1:12.684	102		1:13.194
800	0.179	1:15.280	800	0.263	1:13.420	800	0.361	1:13.388
45	0.333	1:14.306	707	0.863	1:13.296	707	0.983	1:13.141
707	0.545	1:15.347	5	1.099	1:13.687	5	1.188	1:13.654
102	0.744	1:14.857	17	1.450	1:13.296	45	4.852	1:15.220
17	1.448	1:14.600	45	1.781	1:13.835	82	8.069	1:14.987
460	2.023	1:15.097	460	3.950	1:14.661	78	8.865	1:15.457
78	2.495	1:15.369	78	4.402	1:14.632	460	9.162	1:16.563
82	2.844	1:15.254	82	4.848	1:14.609	19	14.679	1:16.113
8	1 Lap	2:36.924 P	80	7.880	1:15.619	80	14.842	1:15.852
80	4.392	1:15.973	19	8.318	1:15.671	58	15.539	1:16.083
19	4.602	1:16.052	58	8.941	1:15.881	52	16.086	1:16.111
58	4.912	1:16.134	129	10.016	1:15.465	129	16.437	1:16.348
52	5.761	1:16.415	52	10.225	1:15.635	117	16.859	1:16.239
129	5.947	1:16.301	117	11.001	1:15.897	23	17.320	1:15.901
117	6.379	1:16.061	169	11.139	1:15.951	169	17.691	1:16.460
169	6.480	1:15.979	23	11.892	1:16.101	4	26.376	1:18.804
23	7.128	1:16.310	4	15.184	1:17.610	6	26.869	1:18.559
4	8.493	1:16.605	6	16.726	1:16.652	442	31.341	1:19.337
6	10.595	1:17.519	442	19.822	1:18.186	888	34.467	1:19.284
442	10.790	1:18.569	888	21.617	1:17.867	51	40.758	1:19.664
888	12.782	1:18.932	24	26.135	1:19.059	24	40.805	1:20.410
51	14.219	1:19.659	51	26.637	1:20.004	75	45.276	1:21.183
75	14.647	1:19.711	75	28.950	1:20.735	20	47.384	1:20.329
24	15.012	1:19.699	20	32.240	1:20.833	744	48.376	1:19.960
20	18.338	1:21.564	21	32.846	1:20.763	21	55.228	1:23.288
21	19.005	1:21.940	744	33.593	1:20.097	46	58.555	1:23.717
744	19.723	1:22.160	46	37.613	1:22.289			
46	20.302	1:22.488						

Weather / Track : Sunny / Dry

Results can be found at www.tsl-timing.com

Donington Park National: 1.9790 miles
Date: 03/06/2023 Start: 18:30 Finish: 18:38

Printed - 18:42 Saturday, 03 June 2023

BMCRC - MRO Championships 2023 - Rnd 4 @ Donington Park

BMCRC Thunderbike Ultra & Extreme

RACE 21 - POSITION CHART

No	Name	Lap Pos							
			1	2	3	4	5	6	7
800	CREASEY	1	800	5	800	102	102	102	102
5	KILLWORTH	2	707	800	102	800	800	800	800
45	HASHMI	3	5	45	5	707	5	707	707
102	FEARN	4	102	707	707	5	707	5	5
17	KILLWORTH	5	45	102	45	17	45	45	45
707	SYMON	6	17	17	17	45	460	82	82
82	HINNELLS	7	460	460	460	460	82	78	78
78	THOMAS	8	78	78	78	78	78	460	460
80	OVEL	9	118	82	82	82	19	19	19
118	CORKETT	10	82	80	80	80	80	80	80
19	DONOVAN	11	80	19	19	19	58	58	52
460	GATES	12	19	58	58	58	52	52	58
52	MANTELL	13	58	52	129	129	129	129	129
58	ALLEN	14	52	129	52	52	117	117	23
169	SMITH	15	129	117	117	117	169	23	117
117	STAGG	16	117	169	169	169	23	169	169
129	CRIPPS	17	169	23	23	23	4	4	4
6	FIRTH	18	23	4	4	4	6	6	6
4	KILLWORTH	19	4	6	6	6	442	442	442
7	JENKINS	20	442	442	442	442	888	888	888
23	ROSE	21	6	888	888	888	24	51	24
442	REVELEY	22	888	51	51	24	51	24	51
21	BRENNAN	23	51	75	24	51	75	75	20
24	REYNOLDS	24	75	24	75	75	20	20	75
51	HOGARTH	25	24	20	20	20	744	744	744
8	SAUNDERS	26	20	21	21	21	21	21	21
75	MAY	27	21	744	744	744	46	46	46
744	ANDERSON	28	744	46	46	46			
888	FAGG	29	46						
20	SWYER	30	8						
46	DRAPER	31							

BMCRC - MRO Championships 2023 - Rnd 4 @ Donington Park

BMCRC Thunderbike Ultra & Extreme

RACE 21 - SECTOR ANALYSIS



SECTOR 1 = FL to I1, SECTOR 2 = I1 to FL, DIFF = Difference To Personal Best Lap, P = Crossed Finish Line in Pit Lane, D = Time Disallowed

P1		102 U		James FEARN		Suzuki GSXR1000 - Mark Wilby plumbing	
IDEAL LAP TIME : 1:12.645		BEST LAP TIME : 1:12.684		DIFFERENCE : 0.039			
LAP	SECTOR 1	SECTOR 2	LAP TIME	MPH	DIFF	TIME OF DAY	
1 -		26.373	1:18.921	90.27	6.237	18:31:21.722	
2 -	48.549	26.308	1:14.857	95.17	2.173	18:32:36.579	
3 -	48.336	25.983	1:14.319	95.86	1.635	18:33:50.898	
4 -	47.433	25.251	1:12.684 (1)	98.02		18:35:03.582	
5 -	47.652	25.600	1:13.252	97.26	0.568	18:36:16.834	
6 -	47.982	25.212	1:13.194 (3)	97.33	0.510	18:37:30.028	
7 -	47.555	25.333	1:12.888 (2)	97.74	0.204	18:38:42.916	

P2		800 U		Morgan CREASEY		Suzuki GSXR 1000 K7 - Warics Ltd	
IDEAL LAP TIME : 1:12.581		BEST LAP TIME : 1:12.581		DIFFERENCE : 0.000			
LAP	SECTOR 1	SECTOR 2	LAP TIME	MPH	DIFF	TIME OF DAY	
1 -		25.802	1:17.933	91.41	5.352	18:31:20.734	
2 -	48.806	26.474	1:15.280	94.64	2.699	18:32:36.014	
3 -	48.654	25.757	1:14.411	95.74	1.830	18:33:50.425	
4 -	48.210	25.210	1:13.420	97.03	0.839	18:35:03.845	
5 -	47.864	25.292	1:13.156 (2)	97.38	0.575	18:36:17.001	
6 -	48.033	25.355	1:13.388 (3)	97.08	0.807	18:37:30.389	
7 -	47.506	25.075	1:12.581 (1)	98.16		18:38:42.970	

P3		707 U		Alex SYMON		Kawasaki ZX10R - MCW	
IDEAL LAP TIME : 1:12.843		BEST LAP TIME : 1:12.892		DIFFERENCE : 0.049			
LAP	SECTOR 1	SECTOR 2	LAP TIME	MPH	DIFF	TIME OF DAY	
1 -		25.925	1:18.232	91.07	5.340	18:31:21.033	
2 -	48.995	26.352	1:15.347	94.55	2.455	18:32:36.380	
3 -	48.840	25.929	1:14.769	95.28	1.877	18:33:51.149	
4 -	47.778	25.518	1:13.296 (3)	97.20	0.404	18:35:04.445	
5 -	48.033	25.392	1:13.425	97.03	0.533	18:36:17.870	
6 -	47.880	25.261	1:13.141 (2)	97.40	0.249	18:37:31.011	
7 -	47.827	25.065	1:12.892 (1)	97.74		18:38:43.903	

P4		5 U		Stacey KILLWORTH		Suzuki GSXR 1000 - Greenplant/Everns	
IDEAL LAP TIME : 1:12.881		BEST LAP TIME : 1:12.881		DIFFERENCE : 0.000			
LAP	SECTOR 1	SECTOR 2	LAP TIME	MPH	DIFF	TIME OF DAY	
1 -		26.125	1:18.627	90.61	5.746	18:31:21.428	
2 -	48.092	26.315	1:14.407	95.75	1.526	18:32:35.835	
3 -	48.922	26.237	1:15.159	94.79	2.278	18:33:50.994	
4 -	48.217	25.470	1:13.687 (3)	96.68	0.806	18:35:04.681	
5 -	47.566	25.315	1:12.881 (1)	97.75		18:36:17.562	
6 -	47.848	25.806	1:13.654 (2)	96.73	0.773	18:37:31.216	
7 -	48.027	25.801	1:13.828	96.50	0.947	18:38:45.044	

P5		45 U		Chad HASHMI		Suzuki GSXR1000 -	
IDEAL LAP TIME : 1:13.610		BEST LAP TIME : 1:13.835		DIFFERENCE : 0.225			
LAP	SECTOR 1	SECTOR 2	LAP TIME	MPH	DIFF	TIME OF DAY	
1 -		26.231	1:19.061	90.11	5.226	18:31:21.862	
2 -	48.077	26.229	1:14.306 (3)	95.88	0.471	18:32:36.168	
3 -	49.640	25.720	1:15.360	94.54	1.525	18:33:51.528	
4 -	48.265	25.570	1:13.835 (1)	96.49		18:35:05.363	
5 -	48.764	25.533	1:14.297 (2)	95.89	0.462	18:36:19.660	
6 -	48.988	26.232	1:15.220	94.71	1.385	18:37:34.880	
7 -	49.236	26.081	1:15.317	94.59	1.482	18:38:50.197	

BMCRC - MRO Championships 2023 - Rnd 4 @ Donington Park

BMCRC Thunderbike Ultra & Extreme

RACE 21 - SECTOR ANALYSIS



SECTOR 1 = FL to I1, SECTOR 2 = I1 to FL, DIFF = Difference To Personal Best Lap, P = Crossed Finish Line in Pit Lane, D = Time Disallowed

P6 82 U		Matt HINNELLS		Yamaha R1 - FH82Racing		
IDEAL LAP TIME : 1:14.258		BEST LAP TIME : 1:14.475		DIFFERENCE : 0.217		
LAP	SECTOR 1	SECTOR 2	LAP TIME	MPH	DIFF	TIME OF DAY
1 -		26.047	1:20.624	88.36	6.149	18:31:23.425
2 -	49.243	26.011	1:15.254	94.67	0.779	18:32:38.679
3 -	48.883	26.259	1:15.142	94.81	0.667	18:33:53.821
4 -	48.904	25.705	1:14.609 (2)	95.49	0.134	18:35:08.430
5 -	48.839	25.841	1:14.680 (3)	95.40	0.205	18:36:23.110
6 -	49.083	25.904	1:14.987	95.01	0.512	18:37:38.097
7 -	48.553	25.922	1:14.475 (1)	95.66		18:38:52.572

P7 78 U		Jamie THOMAS		Suzuki GSXR 1000 - Team RubyRacing DART Motorsport		
IDEAL LAP TIME : 1:14.086		BEST LAP TIME : 1:14.086		DIFFERENCE : 0.000		
LAP	SECTOR 1	SECTOR 2	LAP TIME	MPH	DIFF	TIME OF DAY
1 -		26.394	1:20.160	88.88	6.074	18:31:22.961
2 -	49.311	26.058	1:15.369	94.53	1.283	18:32:38.330
3 -	48.972	26.050	1:15.022 (3)	94.96	0.936	18:33:53.352
4 -	48.901	25.731	1:14.632 (2)	95.46	0.546	18:35:07.984
5 -	49.460	25.992	1:15.452	94.42	1.366	18:36:23.436
6 -	49.530	25.927	1:15.457	94.41	1.371	18:37:38.893
7 -	48.367	25.719	1:14.086 (1)	96.16		18:38:52.979

P8 460 U		Simon GATES		Yamaha YZF R1 - T.A Roden LTD / Canine Plus Hydro		
IDEAL LAP TIME : 1:14.661		BEST LAP TIME : 1:14.661		DIFFERENCE : 0.000		
LAP	SECTOR 1	SECTOR 2	LAP TIME	MPH	DIFF	TIME OF DAY
1 -		26.656	1:19.960	89.10	5.299	18:31:22.761
2 -	49.115	25.982	1:15.097	94.87	0.436	18:32:37.858
3 -	49.122	25.891	1:15.013 (2)	94.97	0.352	18:33:52.871
4 -	49.061	25.600	1:14.661 (1)	95.42		18:35:07.532
5 -	49.299	25.796	1:15.095 (3)	94.87	0.434	18:36:22.627
6 -	49.981	26.582	1:16.563	93.05	1.902	18:37:39.190
7 -	49.471	25.955	1:15.426	94.45	0.765	18:38:54.616

P9 19 U		Tyler DONOVAN		Kawasaki ZX10R - Tinder Corp		
IDEAL LAP TIME : 1:15.671		BEST LAP TIME : 1:15.671		DIFFERENCE : 0.000		
LAP	SECTOR 1	SECTOR 2	LAP TIME	MPH	DIFF	TIME OF DAY
1 -		26.706	1:21.584	87.32	5.913	18:31:24.385
2 -	49.687	26.365	1:16.052	93.68	0.381	18:32:40.437
3 -	49.541	26.251	1:15.792 (2)	94.00	0.121	18:33:56.229
4 -	49.484	26.187	1:15.671 (1)	94.15		18:35:11.900
5 -	50.251	26.443	1:16.694	92.89	1.023	18:36:28.594
6 -	49.763	26.350	1:16.113	93.60	0.442	18:37:44.707
7 -	49.545	26.285	1:15.830 (3)	93.95	0.159	18:39:00.537

P10 80 U		Mark OVEL		Yamaha R1 - I NEED A SPONSOR		
IDEAL LAP TIME : 1:15.438		BEST LAP TIME : 1:15.616		DIFFERENCE : 0.178		
LAP	SECTOR 1	SECTOR 2	LAP TIME	MPH	DIFF	TIME OF DAY
1 -		26.413	1:21.453	87.46	5.837	18:31:24.254
2 -	49.363	26.610	1:15.973	93.77	0.357	18:32:40.227
3 -	49.324	26.292	1:15.616 (1)	94.22		18:33:55.843
4 -	49.368	26.251	1:15.619 (2)	94.21	0.003	18:35:11.462
5 -	50.741	26.815	1:17.556	91.86	1.940	18:36:29.018
6 -	49.738	26.114	1:15.852 (3)	93.92	0.236	18:37:44.870
7 -	50.093	26.648	1:16.741	92.84	1.125	18:39:01.611

BMCRC - MRO Championships 2023 - Rnd 4 @ Donington Park

BMCRC Thunderbike Ultra & Extreme

RACE 21 - SECTOR ANALYSIS



SECTOR 1 = FL to I1, SECTOR 2 = I1 to FL, DIFF = Difference To Personal Best Lap, P = Crossed Finish Line in Pit Lane, D = Time Disallowed

P11 52 E Barry MANTELL		Honda 929 FIREBLADE - Swedish Car Connection				
IDEAL LAP TIME : 1:15.573		BEST LAP TIME : 1:15.635		DIFFERENCE : 0.062		
LAP	SECTOR 1	SECTOR 2	LAP TIME	MPH	DIFF	TIME OF DAY
1 -		26.996	1:22.380	86.48	6.745	18:31:25.181
2 -	49.465	26.950	1:16.415	93.23	0.780	18:32:41.596
3 -	49.769	26.807	1:16.576	93.04	0.941	18:33:58.172
4 -	49.341	26.294	1:15.635 (1)	94.19		18:35:13.807
5 -	49.419	26.777	1:16.196	93.50	0.561	18:36:30.003
6 -	49.573	26.538	1:16.111 (3)	93.60	0.476	18:37:46.114
7 -	49.279	26.622	1:15.901 (2)	93.86	0.266	18:39:02.015

P12 58 U Michael ALLEN		Kawasaki ZX10R -				
IDEAL LAP TIME : 1:15.480		BEST LAP TIME : 1:15.881		DIFFERENCE : 0.401		
LAP	SECTOR 1	SECTOR 2	LAP TIME	MPH	DIFF	TIME OF DAY
1 -		26.730	1:21.812	87.08	5.931	18:31:24.613
2 -	49.703	26.431	1:16.134	93.58	0.253	18:32:40.747
3 -	49.702	26.193	1:15.895 (2)	93.87	0.014	18:33:56.642
4 -	49.287	26.594	1:15.881 (1)	93.89		18:35:12.523
5 -	50.165	26.796	1:16.961	92.57	1.080	18:36:29.484
6 -	49.832	26.251	1:16.083 (3)	93.64	0.202	18:37:45.567
7 -	50.169	26.680	1:16.849	92.70	0.968	18:39:02.416

P13 129 E Derek CRIPPS		Yamaha R1 - Team FBR				
IDEAL LAP TIME : 1:15.465		BEST LAP TIME : 1:15.465		DIFFERENCE : 0.000		
LAP	SECTOR 1	SECTOR 2	LAP TIME	MPH	DIFF	TIME OF DAY
1 -		26.625	1:22.680	86.17	7.215	18:31:25.481
2 -	49.576	26.725	1:16.301 (2)	93.37	0.836	18:32:41.782
3 -	49.838	26.513	1:16.351	93.31	0.886	18:33:58.133
4 -	49.120	26.345	1:15.465 (1)	94.40		18:35:13.598
5 -	49.425	27.094	1:16.519	93.10	1.054	18:36:30.117
6 -	49.763	26.585	1:16.348 (3)	93.31	0.883	18:37:46.465
7 -	49.942	26.585	1:16.527	93.09	1.062	18:39:02.992

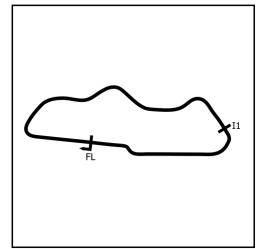
P14 23 U Justin ROSE		Yamaha R1 -				
IDEAL LAP TIME : 1:15.393		BEST LAP TIME : 1:15.901		DIFFERENCE : 0.508		
LAP	SECTOR 1	SECTOR 2	LAP TIME	MPH	DIFF	TIME OF DAY
1 -		26.544	1:23.852	84.96	7.951	18:31:26.653
2 -	50.010	26.300	1:16.310	93.36	0.409	18:32:42.963
3 -	50.099	26.311	1:16.410	93.24	0.509	18:33:59.373
4 -	49.692	26.409	1:16.101 (3)	93.62	0.200	18:35:15.474
5 -	49.758	26.215	1:15.973 (2)	93.77	0.072	18:36:31.447
6 -	49.856	26.045	1:15.901 (1)	93.86		18:37:47.348
7 -	49.348	26.769	1:16.117	93.60	0.216	18:39:03.465

P15 117 E Raymond STAGG		Suzuki GSXR 750 -				
IDEAL LAP TIME : 1:15.654		BEST LAP TIME : 1:15.897		DIFFERENCE : 0.243		
LAP	SECTOR 1	SECTOR 2	LAP TIME	MPH	DIFF	TIME OF DAY
1 -		26.860	1:23.352	85.47	7.455	18:31:26.153
2 -	49.375	26.686	1:16.061 (2)	93.67	0.164	18:32:42.214
3 -	49.715	26.757	1:16.472	93.16	0.575	18:33:58.686
4 -	49.147	26.750	1:15.897 (1)	93.87		18:35:14.583
5 -	49.556	26.509	1:16.065 (3)	93.66	0.168	18:36:30.648
6 -	49.732	26.507	1:16.239	93.45	0.342	18:37:46.887
7 -	49.257	27.420	1:16.677	92.91	0.780	18:39:03.564

BMCRC - MRO Championships 2023 - Rnd 4 @ Donington Park

BMCRC Thunderbike Ultra & Extreme

RACE 21 - SECTOR ANALYSIS



SECTOR 1 = FL to I1, SECTOR 2 = I1 to FL, DIFF = Difference To Personal Best Lap, P = Crossed Finish Line in Pit Lane, D = Time Disallowed

P16 169 U		Corey SMITH		Suzuki K1 -		
IDEAL LAP TIME : 1:15.888		BEST LAP TIME : 1:15.951		DIFFERENCE : 0.063		
LAP	SECTOR 1	SECTOR 2	LAP TIME	MPH	DIFF	TIME OF DAY
1 -		26.524	1:23.535	85.28	7.584	18:31:26.336
2 -	49.653	26.326	1:15.979 (2)	93.77	0.028	18:32:42.315
3 -	50.035	26.420	1:16.455 (3)	93.18	0.504	18:33:58.770
4 -	49.678	26.273	1:15.951 (1)	93.80		18:35:14.721
5 -	50.213	26.325	1:16.538	93.08	0.587	18:36:31.259
6 -	49.808	26.652	1:16.460	93.18	0.509	18:37:47.719
7 -	50.883	26.235	1:17.118	92.38	1.167	18:39:04.837

P17 4 U		Hayden KILLWORTH		Kawasaki ZX10R - A&S Killworth / H11xy		
IDEAL LAP TIME : 1:16.605		BEST LAP TIME : 1:16.605		DIFFERENCE : 0.000		
LAP	SECTOR 1	SECTOR 2	LAP TIME	MPH	DIFF	TIME OF DAY
1 -		26.962	1:24.922	83.89	8.317	18:31:27.723
2 -	50.039	26.566	1:16.605 (1)	93.00		18:32:44.328
3 -	50.125	26.703	1:16.828 (2)	92.73	0.223	18:34:01.156
4 -	50.589	27.021	1:17.610 (3)	91.80	1.005	18:35:18.766
5 -	51.478	27.356	1:18.834	90.37	2.229	18:36:37.600
6 -	51.757	27.047	1:18.804	90.40	2.199	18:37:56.404
7 -	51.078	26.986	1:18.064	91.26	1.459	18:39:14.468

P18 6 E		Andrew FIRTH		Yamaha YZF-R1 - LTRmotorcycles.co.uk / Palmer Race Skool /		
IDEAL LAP TIME : 1:16.652		BEST LAP TIME : 1:16.652		DIFFERENCE : 0.000		
LAP	SECTOR 1	SECTOR 2	LAP TIME	MPH	DIFF	TIME OF DAY
1 -		27.682	1:26.110	82.73	9.458	18:31:28.911
2 -	50.398	27.121	1:17.519 (3)	91.90	0.867	18:32:46.430
3 -	50.372	26.854	1:17.226 (2)	92.25	0.574	18:34:03.656
4 -	50.007	26.645	1:16.652 (1)	92.94		18:35:20.308
5 -	50.748	27.282	1:18.030	91.30	1.378	18:36:38.338
6 -	51.477	27.082	1:18.559	90.69	1.907	18:37:56.897
7 -	50.988	27.706	1:18.694	90.53	2.042	18:39:15.591

P19 442 E		James REVELEY		Yamaha R6 - PCN Racing		
IDEAL LAP TIME : 1:18.186		BEST LAP TIME : 1:18.186		DIFFERENCE : 0.000		
LAP	SECTOR 1	SECTOR 2	LAP TIME	MPH	DIFF	TIME OF DAY
1 -		27.484	1:25.255	83.56	7.069	18:31:28.056
2 -	50.942	27.627	1:18.569 (2)	90.68	0.383	18:32:46.625
3 -	51.148	27.445	1:18.593 (3)	90.65	0.407	18:34:05.218
4 -	50.854	27.332	1:18.186 (1)	91.12		18:35:23.404
5 -	51.058	27.570	1:18.628	90.61	0.442	18:36:42.032
6 -	51.725	27.612	1:19.337	89.80	1.151	18:38:01.369
7 -	51.865	27.349	1:19.214	89.94	1.028	18:39:20.583

P20 888 U		Paul FAGG		Yamaha R1 4C8 - -OnlyFans-		
IDEAL LAP TIME : 1:17.464		BEST LAP TIME : 1:17.464		DIFFERENCE : 0.000		
LAP	SECTOR 1	SECTOR 2	LAP TIME	MPH	DIFF	TIME OF DAY
1 -		28.264	1:26.884	82.00	9.420	18:31:29.685
2 -	51.056	27.876	1:18.932	90.26	1.468	18:32:48.617
3 -	50.736	27.979	1:18.715 (3)	90.51	1.251	18:34:07.332
4 -	50.312	27.555	1:17.867 (2)	91.49	0.403	18:35:25.199
5 -	52.328	27.684	1:20.012	89.04	2.548	18:36:45.211
6 -	51.858	27.426	1:19.284	89.86	1.820	18:38:04.495
7 -	50.131	27.333	1:17.464 (1)	91.97		18:39:21.959

BMCRC - MRO Championships 2023 - Rnd 4 @ Donington Park

BMCRC Thunderbike Ultra & Extreme

RACE 21 - SECTOR ANALYSIS



SECTOR 1 = FL to I1, SECTOR 2 = I1 to FL, DIFF = Difference To Personal Best Lap, P = Crossed Finish Line in Pit Lane, D = Time Disallowed

P21 24 U		Mark REYNOLDS		Yamaha R1 4C8 -		
IDEAL LAP TIME : 1:19.059		BEST LAP TIME : 1:19.059		DIFFERENCE : 0.000		
LAP	SECTOR 1	SECTOR 2	LAP TIME	MPH	DIFF	TIME OF DAY
1 -		27.756	1:28.347	80.64	9.288	18:31:31.148
2 -	51.895	27.804	1:19.699 (3)	89.39	0.640	18:32:50.847
3 -	52.290	27.521	1:19.811	89.26	0.752	18:34:10.658
4 -	51.754	27.305	1:19.059 (1)	90.11		18:35:29.717
5 -	53.373	27.333	1:20.706	88.27	1.647	18:36:50.423
6 -	52.737	27.673	1:20.410	88.60	1.351	18:38:10.833
7 -	51.839	27.485	1:19.324 (2)	89.81	0.265	18:39:30.157

P22 51 E		Michael HOGARTH		Suzuki GSXR 750 K1 - WHR Racing		
IDEAL LAP TIME : 1:19.310		BEST LAP TIME : 1:19.659		DIFFERENCE : 0.349		
LAP	SECTOR 1	SECTOR 2	LAP TIME	MPH	DIFF	TIME OF DAY
1 -		28.188	1:27.594	81.33	7.935	18:31:30.395
2 -	51.348	28.311	1:19.659 (1)	89.43		18:32:50.054
3 -	51.882	28.279	1:20.161	88.87	0.502	18:34:10.215
4 -	51.617	28.387	1:20.004 (3)	89.05	0.345	18:35:30.219
5 -	52.545	28.358	1:20.903	88.06	1.244	18:36:51.122
6 -	51.702	27.962	1:19.664 (2)	89.43	0.005	18:38:10.786
7 -	52.328	28.215	1:20.543	88.45	0.884	18:39:31.329

P23 20 U		Connor SWYER		Suzuki GSXR 1000 K6 - WSC Performace & lleithyr farm & dad		
IDEAL LAP TIME : 1:19.442		BEST LAP TIME : 1:19.442		DIFFERENCE : 0.000		
LAP	SECTOR 1	SECTOR 2	LAP TIME	MPH	DIFF	TIME OF DAY
1 -		28.939	1:29.808	79.33	10.366	18:31:32.609
2 -	53.341	28.223	1:21.564	87.35	2.122	18:32:54.173
3 -	52.877	27.939	1:20.816 (3)	88.15	1.374	18:34:14.989
4 -	52.729	28.104	1:20.833	88.14	1.391	18:35:35.822
5 -	53.393	27.868	1:21.261	87.67	1.819	18:36:57.083
6 -	52.552	27.777	1:20.329 (2)	88.69	0.887	18:38:17.412
7 -	51.946	27.496	1:19.442 (1)	89.68		18:39:36.854

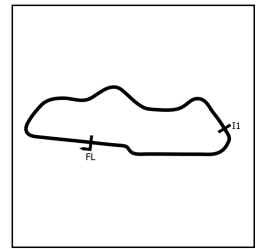
P24 75 E		Stewart MAY		- Mucking Fagic		
IDEAL LAP TIME : 1:19.564		BEST LAP TIME : 1:19.711		DIFFERENCE : 0.147		
LAP	SECTOR 1	SECTOR 2	LAP TIME	MPH	DIFF	TIME OF DAY
1 -		28.246	1:27.970	80.98	8.259	18:31:30.771
2 -	51.345	28.366	1:19.711 (1)	89.38		18:32:50.482
3 -	53.069	28.246	1:21.315	87.61	1.604	18:34:11.797
4 -	52.385	28.350	1:20.735 (2)	88.24	1.024	18:35:32.532
5 -	53.370	28.219	1:21.589	87.32	1.878	18:36:54.121
6 -	52.760	28.423	1:21.183 (3)	87.76	1.472	18:38:15.304
7 -	53.232	28.342	1:21.574	87.33	1.863	18:39:36.878

P25 744 E		Gary ANDERSON		Honda 954RR - A&M MOT Services. Guildford		
IDEAL LAP TIME : 1:18.925		BEST LAP TIME : 1:19.019		DIFFERENCE : 0.094		
LAP	SECTOR 1	SECTOR 2	LAP TIME	MPH	DIFF	TIME OF DAY
1 -		28.654	1:30.597	78.64	11.578	18:31:33.398
2 -	53.291	28.869	1:22.160	86.71	3.141	18:32:55.558
3 -	53.691	27.829	1:21.520	87.39	2.501	18:34:17.078
4 -	52.464	27.633	1:20.097 (3)	88.95	1.078	18:35:37.175
5 -	53.556	27.713	1:21.269	87.66	2.250	18:36:58.444
6 -	52.401	27.559	1:19.960 (2)	89.10	0.941	18:38:18.404
7 -	51.366	27.653	1:19.019 (1)	90.16		18:39:37.423

BMCRC - MRO Championships 2023 - Rnd 4 @ Donington Park

BMCRC Thunderbike Ultra & Extreme

RACE 21 - SECTOR ANALYSIS



SECTOR 1 = FL to I1, SECTOR 2 = I1 to FL, DIFF = Difference To Personal Best Lap, P = Crossed Finish Line in Pit Lane, D = Time Disallowed

P26		21 U		Danny BRENNAN		Suzuki GSXR 1000 -	
IDEAL LAP TIME : 1:20.609		BEST LAP TIME : 1:20.763		DIFFERENCE : 0.154			
LAP	SECTOR 1	SECTOR 2	LAP TIME	MPH	DIFF	TIME OF DAY	
1 -		28.912	1:30.099	79.07	9.336	18:31:32.900	
2 -	53.315	28.625	1:21.940 (3)	86.94	1.177	18:32:54.840	
3 -	52.544	28.281	1:20.825 (2)	88.14	0.062	18:34:15.665	
4 -	52.698	28.065	1:20.763 (1)	88.21		18:35:36.428	
5 -	56.706	28.834	1:25.540	83.29	4.777	18:37:01.968	
6 -	54.210	29.078	1:23.288	85.54	2.525	18:38:25.256	
7 -	54.562	29.965	1:24.527	84.28	3.764	18:39:49.783	

P27		46 E		Adrian DRAPER		Suzuki GSXR 750 - Droopy Racing UK	
IDEAL LAP TIME : 1:22.138		BEST LAP TIME : 1:22.287		DIFFERENCE : 0.149			
LAP	SECTOR 1	SECTOR 2	LAP TIME	MPH	DIFF	TIME OF DAY	
1 -		29.197	1:30.848	78.42	8.561	18:31:33.649	
2 -	53.737	28.751	1:22.488 (3)	86.37	0.201	18:32:56.137	
3 -	53.952	28.817	1:22.769	86.07	0.482	18:34:18.906	
4 -	53.682	28.607	1:22.289 (2)	86.58	0.002	18:35:41.195	
5 -	55.081	28.590	1:23.671	85.15	1.384	18:37:04.866	
6 -	54.684	29.033	1:23.717	85.10	1.430	18:38:28.583	
7 -	53.831	28.456	1:22.287 (1)	86.58		18:39:50.870	

P28		17 U		Jordan KILLWORTH		Kawasaki ZX10R - BK Racing / Rabbit	
IDEAL LAP TIME : 1:13.296		BEST LAP TIME : 1:13.296		DIFFERENCE : 0.000			
LAP	SECTOR 1	SECTOR 2	LAP TIME	MPH	DIFF	TIME OF DAY	
1 -		26.394	1:19.882	89.18	6.586	18:31:22.683	
2 -	48.061	26.539	1:14.600 (3)	95.50	1.304	18:32:37.283	
3 -	48.264	26.189	1:14.453 (2)	95.69	1.157	18:33:51.736	
4 -	47.655	25.641	1:13.296 (1)	97.20		18:35:05.032	

P29		118 E		Darren CORKETT		Suzuki GSXR 600 - Jackson & Phillips	
IDEAL LAP TIME : 1:15.419		BEST LAP TIME :		DIFFERENCE :			
LAP	SECTOR 1	SECTOR 2	LAP TIME	MPH	DIFF	TIME OF DAY	
1 -		26.231	1:20.350	88.66		18:31:23.151	

P30		8 U		Dave SAUNDERS		Suzuki GSXR1000 - Mum/Dad/JW MOT/Parks Utility	
IDEAL LAP TIME :		BEST LAP TIME :		DIFFERENCE :			
LAP	SECTOR 1	SECTOR 2	LAP TIME	MPH	DIFF	TIME OF DAY	
1 -	OUTLAP	IN PIT	2:36.924 P	45.40		18:32:39.725	

BMCRC - MRO Championships 2023 - Rnd 4 @ Donington Park

BMCRC Thunderbike Ultra & Extreme

RACE 21 - BEST SECTORS

SECTOR 1			SECTOR 2			IDEAL / BEST COMPARISON						
POS	NO	NAME	TIME	NO	NAME	TIME	POS	NO	NAME	IDEAL	BEST	DIFF
									PERFECT LAP	1:12.498		
1	102	FEARN	47.433	707	SYMON	25.065	1	800	CREASEY	1:12.581	1:12.581	0.000
2	800	CREASEY	47.506	800	CREASEY	25.075	2	102	FEARN	1:12.645	1:12.684	0.039
3	5	KILLWORTH	47.566	102	FEARN	25.212	3	707	SYMON	1:12.843	1:12.892	0.049
4	17	KILLWORTH	47.655	5	KILLWORTH	25.315	4	5	KILLWORTH	1:12.881	1:12.881	0.000
5	707	SYMON	47.778	45	HASHMI	25.533	5	17	KILLWORTH	1:13.296	1:13.296	0.000
6	45	HASHMI	48.077	460	GATES	25.600	6	45	HASHMI	1:13.610	1:13.835	0.225
7	78	THOMAS	48.367	17	KILLWORTH	25.641	7	78	THOMAS	1:14.086	1:14.086	0.000
8	82	HINNELLS	48.553	82	HINNELLS	25.705	8	82	HINNELLS	1:14.258	1:14.475	0.217
9	460	GATES	49.061	78	THOMAS	25.719	9	460	GATES	1:14.661	1:14.661	0.000
10	129	CRIPPS	49.120	23	ROSE	26.045	10	23	ROSE	1:15.393	1:15.901	0.508
11	117	STAGG	49.147	80	OVEL	26.114	11	118	CORKETT	1:15.419		
12	118	CORKETT	49.188	19	DONOVAN	26.187	12	80	OVEL	1:15.438	1:15.616	0.178
13	52	MANTELL	49.279	58	ALLEN	26.193	13	129	CRIPPS	1:15.465	1:15.465	0.000
14	58	ALLEN	49.287	118	CORKETT	26.231	14	58	ALLEN	1:15.480	1:15.881	0.401
15	80	OVEL	49.324	169	SMITH	26.235	15	52	MANTELL	1:15.573	1:15.635	0.062
16	23	ROSE	49.348	52	MANTELL	26.294	16	117	STAGG	1:15.654	1:15.897	0.243
17	19	DONOVAN	49.484	129	CRIPPS	26.345	17	19	DONOVAN	1:15.671	1:15.671	0.000
18	169	SMITH	49.653	117	STAGG	26.507	18	169	SMITH	1:15.888	1:15.951	0.063
19	6	FIRTH	50.007	4	KILLWORTH	26.566	19	4	KILLWORTH	1:16.605	1:16.605	0.000
20	4	KILLWORTH	50.039	6	FIRTH	26.645	20	6	FIRTH	1:16.652	1:16.652	0.000
21	888	FAGG	50.131	24	REYNOLDS	27.305	21	888	FAGG	1:17.464	1:17.464	0.000
22	442	REVELEY	50.854	442	REVELEY	27.332	22	442	REVELEY	1:18.186	1:18.186	0.000
23	75	MAY	51.345	888	FAGG	27.333	23	744	ANDERSON	1:18.925	1:19.019	0.094
24	51	HOGARTH	51.348	20	SWYER	27.496	24	24	REYNOLDS	1:19.059	1:19.059	0.000
25	744	ANDERSON	51.366	744	ANDERSON	27.559	25	51	HOGARTH	1:19.310	1:19.659	0.349
26	24	REYNOLDS	51.754	51	HOGARTH	27.962	26	20	SWYER	1:19.442	1:19.442	0.000
27	20	SWYER	51.946	21	BRENNAN	28.065	27	75	MAY	1:19.564	1:19.711	0.147
28	21	BRENNAN	52.544	75	MAY	28.219	28	21	BRENNAN	1:20.609	1:20.763	0.154
29	46	DRAPER	53.682	46	DRAPER	28.456	29	46	DRAPER	1:22.138	1:22.287	0.149
30							30	8	SAUNDERS			

BMCRC - MRO Championships 2023 - Rnd 4 @ Donington Park

BMCRC Thunderbike Ultra & Extreme

RACE 21 - STATISTICS

Competitors Started	30
Planned Start	2023-06-03 @ 17:35:00.000
Actual Start	2023-06-03 @ 18:30:02.800
Finish Time	2023-06-03 @ 18:38:42.909
Track Length	1.9790mi.
Total Laps	195
Total Distance Covered	385.9181mi.

Session Fastest Lap History

NO	CL	NAME	LAP TIME	TIME OF DAY	LAP	VEHICLE
5	U	Stacey KILLWORTH	1:14.407	18:32:35.843	2	Suzuki GSXR 1000
45	U	Chad HASHMI	1:14.306	18:32:36.195	2	Suzuki GSXR1000
102	U	James FEARN	1:12.684	18:35:03.602	4	Suzuki GSXR1000
800	U	Morgan CREASEY	1:12.581	18:38:42.970	7	Suzuki GSXR 1000 K7

Session Leader History

NO	CL	NAME	FROM LAP	LAPS LED	DISTANCE	VEHICLE
800	U	Morgan CREASEY	1	1	1.94 miles	Suzuki GSXR 1000 K7
5	U	Stacey KILLWORTH	2	1	1.97 miles	Suzuki GSXR 1000
800	U	Morgan CREASEY	3	1	1.97 miles	Suzuki GSXR 1000 K7
102	U	James FEARN	4	4	7.91 miles	Suzuki GSXR1000

Flag History

TYPE	TIME OF DAY
GREEN	18:30:02.800
FINISH	18:38:42.909

Flag Statistics

TYPE	COUNT	TOTAL LAPS	TOTAL TIME
Green	1	7	9:58.178
Red	0	0	0.000
Safety Car	0	0	0.000
FCY	0	0	0.000

BMCRC - MRO Championships 2023 - Rnd 4 @ Donington Park

BMCRC Thunderbike Ultra & Extreme

RACE 21 - STATISTICS

CLASS : E

10 Starters

Fastest Lap History

NO	NAME	LAP TIME	TIME OF DAY	LAP	VEHICLE
52	Barry MANTELL	1:16.415	18:32:41.612	2	Honda 929 FIREBLADE
129	Derek CRIPPS	1:16.301	18:32:41.800	2	Yamaha R1
117	Raymond STAGG	1:16.061	18:32:42.247	2	Suzuki GSXR 750
129	Derek CRIPPS	1:15.465	18:35:13.618	4	Yamaha R1

Leader History

NO	NAME	FROM LAP	LAPS LED	DISTANCE	VEHICLE
118	Darren CORKETT	1	1	1.94 miles	Suzuki GSXR 600
52	Barry MANTELL	2	1	1.97 miles	Honda 929 FIREBLADE
129	Derek CRIPPS	3	2	3.95 miles	Yamaha R1
52	Barry MANTELL	5	3	5.93 miles	Honda 929 FIREBLADE

BMCRC - MRO Championships 2023 - Rnd 4 @ Donington Park

BMCRC Thunderbike Ultra & Extreme

RACE 21 - STATISTICS

CLASS : U

20 Starters

Fastest Lap History

NO	NAME	LAP TIME	TIME OF DAY	LAP	VEHICLE
5	Stacey KILLWORTH	1:14.407	18:32:35.843	2	Suzuki GSXR 1000
45	Chad HASHMI	1:14.306	18:32:36.195	2	Suzuki GSXR1000
102	James FEARN	1:12.684	18:35:03.602	4	Suzuki GSXR1000
800	Morgan CREASEY	1:12.581	18:38:42.970	7	Suzuki GSXR 1000 K7

Leader History

NO	NAME	FROM LAP	LAPS LED	DISTANCE	VEHICLE
800	Morgan CREASEY	1	1	1.94 miles	Suzuki GSXR 1000 K7
5	Stacey KILLWORTH	2	1	1.97 miles	Suzuki GSXR 1000
800	Morgan CREASEY	3	1	1.97 miles	Suzuki GSXR 1000 K7
102	James FEARN	4	4	7.91 miles	Suzuki GSXR1000

BMCRC - MRO Championships 2023 - Rnd 4 @ Donington Park

BMCRC Thunderbike Ultra & Extreme

RACE 11 - GRID (10 Laps)



ROW 12	35	99 James ROBINSON	34	63 Matthew WREN		
ROW 11	33	1 Adam JAMISON	32	40 Malcolm BATE	31	7 Seb JENKINS
ROW 10	30	8 Dave SAUNDERS	29	46 Adrian DRAPER	28	21 Danny BRENNAN
ROW 9	27	75 Stewart MAY	26	51 Michael HOGARTH	25	20 Connor SWYER
ROW 8	24	24 Mark REYNOLDS	23	744 Gary ANDERSON	22	442 James REVELEY
ROW 7	21	888 Paul FAGG	20	6 Andrew FIRTH	19	4 Hayden KILLWORTH
ROW 6	18	169 Corey SMITH	17	23 Justin ROSE	16	117 Raymond STAGG
ROW 5	15	58 Michael ALLEN	14	19 Tyler DONOVAN	13	52 Barry MANTELL
ROW 4	12	118 Darren CORKETT	11	80 Mark OVEL	10	129 Derek CRIPPS
ROW 3	9	460 Simon GATES	8	82 Matt HINNELLS	7	78 Jamie THOMAS
ROW 2	6	45 Chad HASHMI	5	17 Jordan KILLWORTH	4	707 Alex SYMON
ROW 1	3	5 Stacey KILLWORTH	2	102 James FEARN	1	800 Morgan CREASEY
Pole						

Donington Park National: 1.9790 miles

These results are provisional until the conclusion of any judicial and technical matters.

Clerk Of Course :	Stewards :	Timekeeper : Richard Evans
-------------------	------------	----------------------------

Results can be found at www.tsl-timing.com

Printed - 18:44 Saturday, 03 June 2023



BMCRC - MRO Championships 2023 - Rnd 4 @ Donington Park

BMCRC Thunderbike Ultra & Extreme

RACE 11 - CLASSIFICATION



POS	NO	CL	PIC NAME	ENTRY	LAPS	TIME	GAP	DIFF	MPH	BEST	ON
1	45	U	1 Chad HASHMI	Suzuki GSXR1000 -	10	12:15.442			96.69	1:12.289	4
2	800	U	2 Morgan CREASEY	Suzuki GSXR 1000 K7 - Warics Ltd	10	12:15.618	0.176	0.176	96.66	1:12.436	6
3	707	U	3 Alex SYMON	Kawasaki ZX10R - MCW	10	12:16.342	0.900	0.724	96.57	1:12.774	5
4	102	U	4 James FEARN	Suzuki GSXR1000 - Mark Wilby plumbing	10	12:16.619	1.177	0.277	96.53	1:12.773	4
5	5	U	5 Stacey KILLWORTH	Suzuki GSXR 1000 - Greenplant/Everns	10	12:16.663	1.221	0.044	96.52	1:12.771	10
6	460	U	6 Simon GATES	Yamaha YZF R1 - T.A Roden LTD / Canine Plus Hyc	10	12:38.735	23.293	22.072	93.72	1:14.991	2
7	80	U	7 Mark OVEL	Yamaha R1 - I NEED A SPONSOR	10	12:39.603	24.161	0.868	93.61	1:14.784	8
8	82	U	8 Matt HINNELLS	Yamaha R1 - FH82Racing	10	12:39.731	24.289	0.128	93.59	1:14.366	4
9	58	U	9 Michael ALLEN	Kawasaki ZX10R -	10	12:42.155	26.713	2.424	93.30	1:14.555	10
10	19	U	10 Tyler DONOVAN	Kawasaki ZX10R - Tinder Corp	10	12:42.390	26.948	0.235	93.27	1:15.063	10
11	118	E	1 Darren CORKETT	Suzuki GSXR 600 - Jackson & Phillips	10	12:42.970	27.528	0.580	93.20	1:14.824	10
12	52	E	2 Barry MANTELL	Honda 929 FIREBLADE - Swedish Car Connection	10	12:43.132	27.690	0.162	93.18	1:14.800	10
13	23	U	11 Justin ROSE	Yamaha R1 -	10	12:44.664	29.222	1.532	92.99	1:14.887	10
14	169	U	12 Corey SMITH	Suzuki K1 -	10	12:46.676	31.234	2.012	92.75	1:14.976	10
15	117	E	3 Raymond STAGG	Suzuki GSXR 750 -	10	12:50.401	34.959	3.725	92.30	1:15.444	4
16	7	U	13 Seb JENKINS	Suzuki GSXR1000 -	10	12:55.807	40.365	5.406	91.65	1:15.238	7
17	6	E	4 Andrew FIRTH	Yamaha YZF-R1 - LTRmotorcycles.co.uk / Palmer F	10	12:56.809	41.367	1.002	91.54	1:15.126	5
18	4	U	14 Hayden KILLWORTH	Kawasaki ZX10R - A&S Killworth / H11xy	10	12:59.386	43.944	2.577	91.23	1:16.657	5
19	40	U	15 Malcolm BATE	Suzuki GSXR1000 - Hartjay	10	13:16.552	1:01.110	17.166	89.27	1:16.312	4
20	442	E	5 James REVELEY	Yamaha R6 - PCN Racing	10	13:21.896	1:06.454	5.344	88.67	1:18.842	8
21	8	U	16 Dave SAUNDERS	Suzuki GSXR1000 - Mum/Dad/JW MOT/Parks Utility	10	13:22.336	1:06.894	0.440	88.62	1:17.794	4
22	24	U	17 Mark REYNOLDS	Yamaha R1 4C8 -	10	13:22.539	1:07.097	0.203	88.60	1:18.727	9
23	51	E	6 Michael HOGARTH	Suzuki GSXR 750 K1 - WHR Racing	10	13:29.071	1:13.629	6.532	87.89	1:19.537	3
24	744	E	7 Gary ANDERSON	Honda 954RR - A&M MOT Services. Guildford	10	13:31.815	1:16.373	2.744	87.59	1:19.586	6
25	129	E	8 Derek CRIPPS	Yamaha R1 - Team FBR	9	12:21.356	1 Lap	1 Lap	86.30	1:16.427	7

NOT CLASSIFIED

DNF	46	E	Adrian DRAPER	Suzuki GSXR 750 - Droopy Racing UK	7	9:43.480	3 Laps	2 Laps	85.24	1:21.556	3
DNF	78	U	Jamie THOMAS	Suzuki GSXR 1000 - Team RubyRacing DART Moto	7	15:14.252	3 Laps	5:30.772	54.40	1:14.891	2
DNF	20	U	Connor SWYER	Suzuki GSXR 1000 K6 - WSC Performance & Ieithyr t	6	8:23.270	4 Laps	1 Lap	84.66	1:20.691	4
DNF	21	U	Danny BRENNAN	Suzuki GSXR 1000 -	6	8:46.010	4 Laps	22.740	81.00	1:22.773	2
DNF	75	E	Stewart MAY	- Mucking Fagic	4	16:30.654	6 Laps	2 Laps	28.62	1:21.399	3
DNF	17	U	Jordan KILLWORTH	Kawasaki ZX10R - BK Racing / Rabbit	1	1:18.352	9 Laps	3 Laps	89.18		
DNF	3	E	Max MACRAE	Yamaha 5EB - MacRae Racing	1	1:25.819	9 Laps	7.467	81.42		

NOT STARTED

NS	63	U	Matthew WREN	Suzuki GSXR - TBR performance							
----	----	---	--------------	-------------------------------	--	--	--	--	--	--	--

FASTEST LAP

45	U	Chad HASHMI	Suzuki GSXR1000 -	4	1:12.289	98.55 mph	158.61 kph
52	E	Barry MANTELL	Honda 929 FIREBLADE - Swedish Car Connection	10	1:14.800	95.24 mph	153.28 kph

Class U - 92.5% of Race Speed = 89.43 mph

Class E - 92.5% of Race Speed = 86.21 mph

Weather / Track : Sunny / Dry

These results are provisional until the conclusion of any judicial and technical matters.

Race Distance: 10 Laps / 19.79 miles

Donington Park National: 1.9790 miles

Date: 04/06/2023 Start: 12:53 Finish: 13:06

Clerk Of Course :	Stewards :	Timekeeper : Richard Evans
-------------------	------------	----------------------------

Results can be found at www.tsl-timing.com

Printed - 13:11 Sunday, 04 June 2023



BMCRC - MRO Championships 2023 - Rnd 4 @ Donington Park

BMCRC Thunderbike Ultra & Extreme

RACE 11 - LAP CHART

LAP 1 @ 12:55:11.321			75 21.724 1:23.146			46 40.210 1:22.391			LAP 7 @ 13:02:30.853			5 0.947 1:13.304		
46 21.978 1:22.683						21 52.502 1:25.862						460 20.116 1:15.931		
NO	BEHIND	LAP TIME	LAP 3 @ 12:57:37.497			LAP 5 @ 13:00:03.621			NO	BEHIND	LAP TIME	80 20.521 1:15.448		
			NO	BEHIND	LAP TIME	NO	BEHIND	LAP TIME				82 21.154 1:15.462		
5		1:17.112	5		1:12.891	5		1:13.290	45		1:13.050	19 24.382 1:16.149		
707	0.111	1:17.223	707	0.256	1:13.056	707	0.034	1:12.774	800	0.017	1:13.653	58 24.655 1:15.889		
800	0.321	1:17.433	800	0.378	1:13.031	45	0.348	1:12.783	707	0.233	1:14.290	118 25.201 1:15.917		
102	0.890	1:18.002	45	1.400	1:12.868	800	1.160	1:14.460	5	0.463	1:13.736	52 25.387 1:15.726		
17	1.240	1:18.352	102	1.826	1:13.757	102	1.775	1:13.300	102	0.787	1:13.444	23 26.832 1:15.357		
45	1.308	1:18.420	78	6.540	1:15.575	78	10.656	1:15.079	21	1 Lap	1:31.294 P	169 28.755 1:15.067		
78	2.250	1:19.362	460	7.227	1:15.833	460	11.548	1:15.065	460	15.448	1:15.417	117 30.814 1:17.187		
460	2.579	1:19.691	80	8.151	1:15.757	80	12.892	1:15.200	80	16.590	1:15.554	7 37.273 1:16.100		
80	3.152	1:20.264	19	9.925	1:15.639	82	13.391	1:15.064	82	16.915	1:15.327	6 37.992 1:16.808		
82	4.076	1:21.188	82	10.085	1:15.554	19	14.767	1:15.359	19	18.903	1:15.685	4 39.632 1:17.058		
19	4.159	1:21.271	58	10.570	1:15.680	58	15.232	1:15.496	58	19.245	1:15.609	40 55.037 1:21.173		
52	4.525	1:21.637	52	11.263	1:16.107	52	15.949	1:15.572	52	19.759	1:15.813	24 59.443 1:18.727		
23	4.800	1:21.912	118	11.445	1:16.021	118	16.142	1:15.305	118	20.040	1:15.597	442 59.595 1:19.446		
58	5.037	1:22.149	23	12.642	1:16.418	23	17.312	1:15.476	23	21.525	1:15.390	8 1:00.176 1:18.987		
118	5.470	1:22.582	117	13.789	1:16.141	169	18.903	1:15.675	169	23.451	1:15.728	51 1:05.029 1:20.353		
129	6.039	1:23.151	129	14.011	1:17.184	117	18.976	1:15.867	117	23.497	1:15.877	744 1:08.929 1:21.011		
117	6.627	1:23.739	169	14.049	1:16.489	129	21.379	1:16.669	129	27.041	1:16.427			
169	6.719	1:23.831	4	15.586	1:16.732	6	21.910	1:15.126	6	27.191	1:16.214			
6	7.209	1:24.321	6	15.962	1:16.487	4	23.792	1:16.657	7	30.951	1:15.238			
4	7.571	1:24.683	7	19.639	1:17.897	7	26.448	1:16.206	4	30.985	1:17.276			
3	8.707	1:25.819	40	20.965	1:17.466	40	27.522	1:16.369	40	38.988	1:20.349			
24	9.096	1:26.208	24	22.220	1:19.180	24	35.056	1:19.272	24	47.374	1:19.990			
442	9.389	1:26.501	442	23.087	1:19.028	442	35.426	1:19.391	442	47.608	1:19.695			
7	9.725	1:26.837	51	25.150	1:19.537	8	37.967	1:18.883	8	47.965	1:19.402			
744	9.815	1:26.927	8	27.414	1:19.390	51	38.731	1:20.132	51	51.291	1:20.123			
51	10.613	1:27.725	744	28.138	1:21.593	744	41.716	1:19.870	744	54.153	1:20.083			
21	10.836	1:27.948	20	29.460	1:21.615	20	44.779	1:20.752	46	1:06.836	1:22.412			
40	11.008	1:28.120	75	30.232	1:21.399	46	49.071	1:22.161				LAP 10 @ 13:06:09.651		
20	11.405	1:28.517	46	30.643	1:21.556	21	1:05.304	1:26.102				NO	BEHIND	LAP TIME
75	11.863	1:28.975	21	39.464	1:32.031							45		1:12.497
8	11.939	1:29.051										800	0.176	1:12.540
46	12.580	1:29.692										707	0.900	1:13.133
LAP 2 @ 12:56:24.606			LAP 4 @ 12:58:50.321			LAP 6 @ 13:01:16.796			LAP 8 @ 13:03:43.866			LAP 9 @ 13:04:57.154		
NO	BEHIND	LAP TIME	NO	BEHIND	LAP TIME	NO	BEHIND	LAP TIME	NO	BEHIND	LAP TIME	NO	BEHIND	LAP TIME
5		1:13.285	800		1:12.446	707		1:13.141	45		1:13.013	45		1:13.288
707	0.091	1:13.265	5	0.010	1:12.834	800	0.421	1:12.436	800	0.070	1:13.066	800	0.133	1:13.351
800	0.238	1:13.202	707	0.560	1:13.128	5	0.784	1:13.959	707	0.487	1:13.267	707	0.264	1:13.065
102	0.960	1:13.355	45	0.865	1:12.289	102	1.007	1:13.834	5	0.931	1:13.481	102	0.774	1:12.930
45	1.423	1:13.400	102	1.775	1:12.773	78	1.400	1:12.800	102	1.132	1:13.358			
78	3.856	1:14.891	78	8.877	1:15.161	460	13.452	1:15.971	460	17.473	1:15.038			
460	4.285	1:14.991	460	9.783	1:15.380	80	14.088	1:15.715	80	18.361	1:14.784			
80	5.285	1:15.418	80	10.992	1:15.665	80	15.093	1:15.376	82	18.980	1:15.078			
19	7.177	1:16.303	82	11.627	1:14.366	82	15.645	1:15.429	19	21.521	1:15.631			
82	7.422	1:16.631	19	12.708	1:15.607	19	17.275	1:15.683	58	22.054	1:15.822			
58	7.781	1:16.029	58	13.036	1:15.290	58	17.693	1:15.636	118	22.572	1:15.545			
52	8.047	1:16.807	52	13.677	1:15.238	52	18.003	1:15.229	52	22.949	1:16.203			
118	8.315	1:16.130	118	14.137	1:15.516	118	18.500	1:15.533	23	24.763	1:16.251			
23	9.115	1:17.600	23	15.136	1:15.318	23	20.192	1:16.055	117	26.915	1:16.431			
129	9.718	1:16.964	117	16.409	1:15.444	117	21.677	1:15.876	169	26.976	1:16.538			
169	10.451	1:17.017	169	16.528	1:15.303	169	21.780	1:16.052	7	34.461	1:16.523			
117	10.539	1:17.197	129	18.010	1:16.823	129	24.671	1:16.467	6	34.472	1:20.294			
4	11.745	1:17.459	6	20.084	1:16.946	6	25.034	1:16.299	4	35.862	1:17.890			
6	12.366	1:18.442	4	20.435	1:17.673	4	27.766	1:17.149	40	47.152	1:21.177			
7	14.633	1:18.193	7	23.542	1:16.727	7	29.770	1:16.497	442	53.437	1:18.842			
24	15.931	1:20.120	40	24.453	1:16.312	40	32.696	1:18.349	24	54.004	1:19.643			
40	16.390	1:18.667	24	29.084	1:19.688	24	41.441	1:19.560	8	54.477	1:19.525			
442	16.950	1:20.846	442	29.335	1:19.072	442	41.970	1:19.719	51	57.964	1:19.686			
51	18.504	1:21.176	51	31.899	1:19.573	51	45.225	1:19.669	744	1:01.206	1:20.066			
744	19.436	1:22.906	8	32.384	1:17.794	744	48.127	1:19.586	129	1:11.837	1:57.809			
21	20.324	1:22.773	744	35.146	1:19.832	46	58.481	1:22.585						
20	20.736	1:22.616	20	37.327	1:20.691	20	1:00.683	1:29.079 P						
8	20.915	1:22.261												

Weather / Track : Sunny / Dry

Results can be found at www.tsl-timing.com

Donington Park National: 1.9790 miles
Date: 04/06/2023 Start: 12:53 Finish: 13:06

Printed - 13:11 Sunday, 04 June 2023

BMCRC - MRO Championships 2023 - Rnd 4 @ Donington Park

BMCRC Thunderbike Ultra & Extreme

RACE 11 - POSITION CHART

No	Name	Lap										
		Pos	1	2	3	4	5	6	7	8	9	10
800	CREASEY	1	5	5	5	800	5	707	45	45	45	45
102	FEARN	2	707	707	707	5	707	800	800	800	800	800
5	KILLWORTH	3	800	800	800	707	45	5	707	707	707	707
707	SYMON	4	102	102	45	45	800	45	5	5	102	102
17	KILLWORTH	5	17	45	102	102	102	102	102	102	5	5
45	HASHMI	6	45	78	78	78	78	78	460	460	460	460
78	THOMAS	7	78	460	460	460	460	460	80	80	80	80
82	HINNELLS	8	460	80	80	80	80	80	82	82	82	82
460	GATES	9	80	19	19	82	82	82	19	19	19	58
129	CRIPPS	10	82	82	82	19	19	19	58	58	58	19
80	OVEL	11	19	58	58	58	58	58	52	118	118	118
118	CORKETT	12	52	52	52	52	52	52	118	52	52	52
52	MANTELL	13	23	118	118	118	118	118	23	23	23	23
19	DONOVAN	14	58	23	23	23	23	23	169	117	169	169
58	ALLEN	15	118	129	117	117	169	117	117	169	117	117
117	STAGG	16	129	169	129	169	117	169	129	7	7	7
23	ROSE	17	117	117	169	129	129	129	6	6	6	6
169	SMITH	18	169	4	4	6	6	6	7	4	4	4
4	KILLWORTH	19	6	6	6	4	4	4	4	40	40	40
6	FIRTH	20	4	7	7	7	7	7	40	442	24	442
442	REVELEY	21	3	24	40	40	40	40	24	24	442	8
744	ANDERSON	22	24	40	24	24	24	24	442	8	8	24
24	REYNOLDS	23	442	442	442	442	442	442	8	51	51	51
20	SWYER	24	7	51	51	51	8	8	51	744	744	744
51	HOGARTH	25	744	744	8	8	51	51	744	129	129	
75	MAY	26	51	21	744	744	744	744	46			
21	BRENNAN	27	21	20	20	20	20	46	78			
46	DRAPER	28	40	8	75	46	46	20				
8	SAUNDERS	29	20	75	46	21	21	21				
7	JENKINS	30	75	46	21	75						
40	BATE	31	8									
63	WREN	32	46									
3	MACRAE	33										

BMCRC - MRO Championships 2023 - Rnd 4 @ Donington Park

BMCRC Thunderbike Ultra & Extreme

RACE 11 - SECTOR ANALYSIS



SECTOR 1 = FL to I1, SECTOR 2 = I1 to FL, DIFF = Difference To Personal Best Lap, P = Crossed Finish Line in Pit Lane, D = Time Disallowed

P1 45 U		Chad HASHMI		Suzuki GSXR1000 -		
IDEAL LAP TIME : 1:12.039		BEST LAP TIME : 1:12.289		DIFFERENCE : 0.250		
LAP	SECTOR 1	SECTOR 2	LAP TIME	MPH	DIFF	TIME OF DAY
1 -		25.708	1:18.420	90.85	6.131	12:55:12.629
2 -	47.929	25.471	1:13.400	97.06	1.111	12:56:26.029
3 -	47.641	25.227	1:12.868	97.77	0.579	12:57:38.897
4 -	47.049	25.240	1:12.289 (1)	98.55		12:58:51.186
5 -	47.425	25.358	1:12.783 (3)	97.88	0.494	13:00:03.969
6 -	48.271	25.563	1:13.834	96.49	1.545	13:01:17.803
7 -	47.519	25.531	1:13.050	97.53	0.761	13:02:30.853
8 -	47.665	25.348	1:13.013	97.58	0.724	13:03:43.866
9 -	47.766	25.522	1:13.288	97.21	0.999	13:04:57.154
10 -	47.507	24.990	1:12.497 (2)	98.27	0.208	13:06:09.651

P2 800 U		Morgan CREASEY		Suzuki GSXR 1000 K7 - Warics Ltd		
IDEAL LAP TIME : 1:12.174		BEST LAP TIME : 1:12.436		DIFFERENCE : 0.262		
LAP	SECTOR 1	SECTOR 2	LAP TIME	MPH	DIFF	TIME OF DAY
1 -		25.569	1:17.433	92.00	4.997	12:55:11.642
2 -	47.787	25.415	1:13.202	97.32	0.766	12:56:24.844
3 -	47.871	25.160	1:13.031	97.55	0.595	12:57:37.875
4 -	47.391	25.055	1:12.446 (2)	98.34	0.010	12:58:50.321
5 -	49.452	25.008	1:14.460	95.68	2.024	13:00:04.781
6 -	47.260	25.176	1:12.436 (1)	98.35		13:01:17.217
7 -	47.869	25.784	1:13.653	96.73	1.217	13:02:30.870
8 -	47.587	25.479	1:13.066	97.50	0.630	13:03:43.936
9 -	47.816	25.535	1:13.351	97.13	0.915	13:04:57.287
10 -	47.626	24.914	1:12.540 (3)	98.21	0.104	13:06:09.827

P3 707 U		Alex SYMON		Kawasaki ZX10R - MCW		
IDEAL LAP TIME : 1:12.531		BEST LAP TIME : 1:12.774		DIFFERENCE : 0.243		
LAP	SECTOR 1	SECTOR 2	LAP TIME	MPH	DIFF	TIME OF DAY
1 -		25.789	1:17.223	92.25	4.449	12:55:11.432
2 -	47.847	25.418	1:13.265	97.24	0.491	12:56:24.697
3 -	47.721	25.335	1:13.056 (2)	97.52	0.282	12:57:37.753
4 -	47.675	25.453	1:13.128	97.42	0.354	12:58:50.881
5 -	47.359	25.415	1:12.774 (1)	97.90		13:00:03.655
6 -	47.804	25.337	1:13.141	97.40	0.367	13:01:16.796
7 -	48.650	25.640	1:14.290	95.90	1.516	13:02:31.086
8 -	47.859	25.408	1:13.267	97.24	0.493	13:03:44.353
9 -	47.651	25.414	1:13.065 (3)	97.51	0.291	13:04:57.418
10 -	47.961	25.172	1:13.133	97.42	0.359	13:06:10.551

P4 102 U		James FEARN		Suzuki GSXR1000 - Mark Wilby plumbing		
IDEAL LAP TIME : 1:12.447		BEST LAP TIME : 1:12.773		DIFFERENCE : 0.326		
LAP	SECTOR 1	SECTOR 2	LAP TIME	MPH	DIFF	TIME OF DAY
1 -		25.960	1:18.002	91.33	5.229	12:55:12.211
2 -	47.935	25.420	1:13.355	97.12	0.582	12:56:25.566
3 -	47.848	25.909	1:13.757	96.59	0.984	12:57:39.323
4 -	47.383	25.390	1:12.773 (1)	97.90		12:58:52.096
5 -	47.923	25.377	1:13.300	97.19	0.527	13:00:05.396
6 -	47.561	25.239	1:12.800 (2)	97.86	0.027	13:01:18.196
7 -	47.719	25.725	1:13.444	97.00	0.671	13:02:31.640
8 -	47.916	25.442	1:13.358	97.12	0.585	13:03:44.998
9 -	47.618	25.312	1:12.930	97.69	0.157	13:04:57.928
10 -	47.836	25.064	1:12.900 (3)	97.73	0.127	13:06:10.828

BMCRC - MRO Championships 2023 - Rnd 4 @ Donington Park

BMCRC Thunderbike Ultra & Extreme

RACE 11 - SECTOR ANALYSIS



SECTOR 1 = FL to I1, SECTOR 2 = I1 to FL, DIFF = Difference To Personal Best Lap, P = Crossed Finish Line in Pit Lane, D = Time Disallowed

P5		5 U		Stacey KILLWORTH		Suzuki GSXR 1000 - Greenplant/Everns	
IDEAL LAP TIME : 1:12.546		BEST LAP TIME : 1:12.771		DIFFERENCE : 0.225			
LAP	SECTOR 1	SECTOR 2	LAP TIME	MPH	DIFF	TIME OF DAY	
1 -		25.854	1:17.112	92.39	4.341	12:55:11.321	
2 -	47.768	25.517	1:13.285	97.21	0.514	12:56:24.606	
3 -	47.575	25.316	1:12.891 (3)	97.74	0.120	12:57:37.497	
4 -	47.537	25.297	1:12.834 (2)	97.82	0.063	12:58:50.331	
5 -	47.550	25.740	1:13.290	97.21	0.519	13:00:03.621	
6 -	48.006	25.953	1:13.959	96.33	1.188	13:01:17.580	
7 -	48.040	25.696	1:13.736	96.62	0.965	13:02:31.316	
8 -	47.983	25.498	1:13.481	96.95	0.710	13:03:44.797	
9 -	47.532	25.772	1:13.304	97.19	0.533	13:04:58.101	
10 -	47.757	25.014	1:12.771 (1)	97.90		13:06:10.872	

P6		460 U		Simon GATES		Yamaha YZF R1 - T.A Roden LTD / Canine Plus Hydro	
IDEAL LAP TIME : 1:14.543		BEST LAP TIME : 1:14.991		DIFFERENCE : 0.448			
LAP	SECTOR 1	SECTOR 2	LAP TIME	MPH	DIFF	TIME OF DAY	
1 -		26.315	1:19.691	89.40	4.700	12:55:13.900	
2 -	48.730	26.261	1:14.991 (1)	95.00		12:56:28.891	
3 -	49.526	26.307	1:15.833	93.95	0.842	12:57:44.724	
4 -	49.172	26.208	1:15.380	94.51	0.389	12:59:00.104	
5 -	48.990	26.075	1:15.065 (3)	94.91	0.074	13:00:15.169	
6 -	49.701	26.014	1:15.715	94.09	0.724	13:01:30.884	
7 -	49.466	25.951	1:15.417	94.46	0.426	13:02:46.301	
8 -	49.225	25.813	1:15.038 (2)	94.94	0.047	13:04:01.339	
9 -	49.431	26.500	1:15.931	93.83	0.940	13:05:17.270	
10 -	49.533	26.141	1:15.674	94.14	0.683	13:06:32.944	

P7		80 U		Mark OVEL		Yamaha R1 - I NEED A SPONSOR	
IDEAL LAP TIME : 1:14.784		BEST LAP TIME : 1:14.784		DIFFERENCE : 0.000			
LAP	SECTOR 1	SECTOR 2	LAP TIME	MPH	DIFF	TIME OF DAY	
1 -		26.627	1:20.264	88.76	5.480	12:55:14.473	
2 -	49.126	26.292	1:15.418	94.46	0.634	12:56:29.891	
3 -	49.457	26.300	1:15.757	94.04	0.973	12:57:45.648	
4 -	49.455	26.210	1:15.665	94.16	0.881	12:59:01.313	
5 -	49.046	26.154	1:15.200 (2)	94.74	0.416	13:00:16.513	
6 -	49.006	26.370	1:15.376 (3)	94.52	0.592	13:01:31.889	
7 -	49.454	26.100	1:15.554	94.29	0.770	13:02:47.443	
8 -	48.888	25.896	1:14.784 (1)	95.26		13:04:02.227	
9 -	49.225	26.223	1:15.448	94.43	0.664	13:05:17.675	
10 -	49.556	26.581	1:16.137	93.57	1.353	13:06:33.812	

P8		82 U		Matt HINNELLS		Yamaha R1 - FH82Racing	
IDEAL LAP TIME : 1:14.366		BEST LAP TIME : 1:14.366		DIFFERENCE : 0.000			
LAP	SECTOR 1	SECTOR 2	LAP TIME	MPH	DIFF	TIME OF DAY	
1 -		26.359	1:21.188	87.75	6.822	12:55:15.397	
2 -	49.890	26.741	1:16.631	92.97	2.265	12:56:32.028	
3 -	49.356	26.198	1:15.554	94.29	1.188	12:57:47.582	
4 -	48.494	25.872	1:14.366 (1)	95.80		12:59:01.948	
5 -	48.751	26.313	1:15.064 (2)	94.91	0.698	13:00:17.012	
6 -	49.043	26.386	1:15.429	94.45	1.063	13:01:32.441	
7 -	49.076	26.251	1:15.327	94.58	0.961	13:02:47.768	
8 -	49.153	25.925	1:15.078 (3)	94.89	0.712	13:04:02.846	
9 -	49.015	26.447	1:15.462	94.41	1.096	13:05:18.308	
10 -	49.411	26.221	1:15.632	94.20	1.266	13:06:33.940	

BMCRC - MRO Championships 2023 - Rnd 4 @ Donington Park

BMCRC Thunderbike Ultra & Extreme

RACE 11 - SECTOR ANALYSIS



SECTOR 1 = FL to I1, SECTOR 2 = I1 to FL, DIFF = Difference To Personal Best Lap, P = Crossed Finish Line in Pit Lane, D = Time Disallowed

P9 58 U		Michael ALLEN		Kawasaki ZX10R -			
IDEAL LAP TIME : 1:14.445		BEST LAP TIME : 1:14.555		DIFFERENCE : 0.110			
LAP	SECTOR 1	SECTOR 2	LAP TIME	MPH	DIFF	TIME OF DAY	
1 -		26.267	1:22.149	86.72	7.594	12:55:16.358	
2 -	49.509	26.520	1:16.029	93.70	1.474	12:56:32.387	
3 -	49.394	26.286	1:15.680	94.14	1.125	12:57:48.067	
4 -	49.387	25.903	1:15.290 (2)	94.62	0.735	12:59:03.357	
5 -	49.596	25.900	1:15.496 (3)	94.37	0.941	13:00:18.853	
6 -	49.476	26.160	1:15.636	94.19	1.081	13:01:34.489	
7 -	49.812	25.797	1:15.609	94.23	1.054	13:02:50.098	
8 -	50.039	25.783	1:15.822	93.96	1.267	13:04:05.920	
9 -	49.667	26.222	1:15.889	93.88	1.334	13:05:21.809	
10 -	48.662	25.893	1:14.555 (1)	95.56		13:06:36.364	

P10 19 U		Tyler DONOVAN		Kawasaki ZX10R - Tinder Corp			
IDEAL LAP TIME : 1:14.827		BEST LAP TIME : 1:15.063		DIFFERENCE : 0.236			
LAP	SECTOR 1	SECTOR 2	LAP TIME	MPH	DIFF	TIME OF DAY	
1 -		26.876	1:21.271	87.66	6.208	12:55:15.480	
2 -	49.491	26.812	1:16.303	93.37	1.240	12:56:31.783	
3 -	49.269	26.370	1:15.639	94.19	0.576	12:57:47.422	
4 -	49.541	26.066	1:15.607 (3)	94.23	0.544	12:59:03.029	
5 -	48.962	26.397	1:15.359 (2)	94.54	0.296	13:00:18.388	
6 -	49.319	26.364	1:15.683	94.13	0.620	13:01:34.071	
7 -	49.820	25.865	1:15.685	94.13	0.622	13:02:49.756	
8 -	49.650	25.981	1:15.631	94.20	0.568	13:04:05.387	
9 -	49.894	26.255	1:16.149	93.56	1.086	13:05:21.536	
10 -	49.146	25.917	1:15.063 (1)	94.91		13:06:36.599	

P11 118 E		Darren CORKETT		Suzuki GSXR 600 - Jackson & Phillips			
IDEAL LAP TIME : 1:14.498		BEST LAP TIME : 1:14.824		DIFFERENCE : 0.326			
LAP	SECTOR 1	SECTOR 2	LAP TIME	MPH	DIFF	TIME OF DAY	
1 -		27.121	1:22.582	86.27	7.758	12:55:16.791	
2 -	49.311	26.819	1:16.130	93.58	1.306	12:56:32.921	
3 -	49.381	26.640	1:16.021	93.71	1.197	12:57:48.942	
4 -	48.956	26.560	1:15.516 (3)	94.34	0.692	12:59:04.458	
5 -	48.949	26.356	1:15.305 (2)	94.61	0.481	13:00:19.763	
6 -	49.017	26.516	1:15.533	94.32	0.709	13:01:35.296	
7 -	49.613	25.984	1:15.597	94.24	0.773	13:02:50.893	
8 -	49.698	25.847	1:15.545	94.30	0.721	13:04:06.438	
9 -	49.386	26.531	1:15.917	93.84	1.093	13:05:22.355	
10 -	48.651	26.173	1:14.824 (1)	95.21		13:06:37.179	

P12 52 E		Barry MANTELL		Honda 929 FIREBLADE - Swedish Car Connection			
IDEAL LAP TIME : 1:14.800		BEST LAP TIME : 1:14.800		DIFFERENCE : 0.000			
LAP	SECTOR 1	SECTOR 2	LAP TIME	MPH	DIFF	TIME OF DAY	
1 -		27.082	1:21.637	87.27	6.837	12:55:15.846	
2 -	49.631	27.176	1:16.807	92.76	2.007	12:56:32.653	
3 -	49.356	26.751	1:16.107	93.61	1.307	12:57:48.760	
4 -	48.905	26.333	1:15.238 (3)	94.69	0.438	12:59:03.998	
5 -	49.219	26.353	1:15.572	94.27	0.772	13:00:19.570	
6 -	48.990	26.239	1:15.229 (2)	94.70	0.429	13:01:34.799	
7 -	49.732	26.081	1:15.813	93.97	1.013	13:02:50.612	
8 -	49.703	26.500	1:16.203	93.49	1.403	13:04:06.815	
9 -	49.175	26.551	1:15.726	94.08	0.926	13:05:22.541	
10 -	48.727	26.073	1:14.800 (1)	95.24		13:06:37.341	

BMCRC - MRO Championships 2023 - Rnd 4 @ Donington Park

BMCRC Thunderbike Ultra & Extreme

RACE 11 - SECTOR ANALYSIS



SECTOR 1 = FL to I1, SECTOR 2 = I1 to FL, DIFF = Difference To Personal Best Lap, P = Crossed Finish Line in Pit Lane, D = Time Disallowed

P13 23 U		Justin ROSE		Yamaha R1 -		
IDEAL LAP TIME : 1:14.703		BEST LAP TIME : 1:14.887		DIFFERENCE : 0.184		
LAP	SECTOR 1	SECTOR 2	LAP TIME	MPH	DIFF	TIME OF DAY
1 -		26.691	1:21.912	86.97	7.025	12:55:16.121
2 -	50.445	27.155	1:17.600	91.81	2.713	12:56:33.721
3 -	49.878	26.540	1:16.418	93.23	1.531	12:57:50.139
4 -	48.998	26.320	1:15.318 (2)	94.59	0.431	12:59:05.457
5 -	49.098	26.378	1:15.476	94.39	0.589	13:00:20.933
6 -	49.795	26.260	1:16.055	93.67	1.168	13:01:36.988
7 -	49.518	25.872	1:15.390	94.50	0.503	13:02:52.378
8 -	49.928	26.323	1:16.251	93.43	1.364	13:04:08.629
9 -	49.196	26.161	1:15.357 (3)	94.54	0.470	13:05:23.986
10 -	49.182	25.705	1:14.887 (1)	95.13		13:06:38.873

P14 169 U		Corey SMITH		Suzuki K1 -		
IDEAL LAP TIME : 1:14.816		BEST LAP TIME : 1:14.976		DIFFERENCE : 0.160		
LAP	SECTOR 1	SECTOR 2	LAP TIME	MPH	DIFF	TIME OF DAY
1 -		26.977	1:23.831	84.98	8.855	12:55:18.040
2 -	49.870	27.147	1:17.017	92.50	2.041	12:56:35.057
3 -	49.930	26.559	1:16.489	93.14	1.513	12:57:51.546
4 -	49.171	26.132	1:15.303 (3)	94.61	0.327	12:59:06.849
5 -	49.378	26.297	1:15.675	94.14	0.699	13:00:22.524
6 -	49.816	26.236	1:16.052	93.68	1.076	13:01:38.576
7 -	49.449	26.279	1:15.728	94.08	0.752	13:02:54.304
8 -	49.893	26.645	1:16.538	93.08	1.562	13:04:10.842
9 -	49.143	25.924	1:15.067 (2)	94.91	0.091	13:05:25.909
10 -	48.892	26.084	1:14.976 (1)	95.02		13:06:40.885

P15 117 E		Raymond STAGG		Suzuki GSXR 750 -		
IDEAL LAP TIME : 1:15.275		BEST LAP TIME : 1:15.444		DIFFERENCE : 0.169		
LAP	SECTOR 1	SECTOR 2	LAP TIME	MPH	DIFF	TIME OF DAY
1 -		27.292	1:23.739	85.08	8.295	12:55:17.948
2 -	49.724	27.473	1:17.197	92.29	1.753	12:56:35.145
3 -	49.432	26.709	1:16.141	93.57	0.697	12:57:51.286
4 -	48.796	26.648	1:15.444 (1)	94.43		12:59:06.730
5 -	49.206	26.661	1:15.867 (2)	93.90	0.423	13:00:22.597
6 -	49.397	26.479	1:15.876 (3)	93.89	0.432	13:01:38.473
7 -	49.172	26.705	1:15.877	93.89	0.433	13:02:54.350
8 -	49.684	26.747	1:16.431	93.21	0.987	13:04:10.781
9 -	50.286	26.901	1:17.187	92.30	1.743	13:05:27.968
10 -	49.434	27.208	1:16.642	92.96	1.198	13:06:44.610

P16 7 U		Seb JENKINS		Suzuki GSXR1000 -		
IDEAL LAP TIME : 1:15.238		BEST LAP TIME : 1:15.238		DIFFERENCE : 0.000		
LAP	SECTOR 1	SECTOR 2	LAP TIME	MPH	DIFF	TIME OF DAY
1 -		27.472	1:26.837	82.04	11.599	12:55:21.046
2 -	51.075	27.118	1:18.193	91.11	2.955	12:56:39.239
3 -	50.900	26.997	1:17.897	91.46	2.659	12:57:57.136
4 -	50.334	26.393	1:16.727	92.85	1.489	12:59:13.863
5 -	49.773	26.433	1:16.206	93.49	0.968	13:00:30.069
6 -	50.191	26.306	1:16.497	93.13	1.259	13:01:46.566
7 -	49.200	26.038	1:15.238 (1)	94.69		13:03:01.804
8 -	50.223	26.300	1:16.523	93.10	1.285	13:04:18.327
9 -	49.578	26.522	1:16.100 (3)	93.62	0.862	13:05:34.427
10 -	49.394	26.195	1:15.589 (2)	94.25	0.351	13:06:50.016

BMCRC - MRO Championships 2023 - Rnd 4 @ Donington Park

BMCRC Thunderbike Ultra & Extreme

RACE 11 - SECTOR ANALYSIS



SECTOR 1 = FL to I1, SECTOR 2 = I1 to FL, DIFF = Difference To Personal Best Lap, P = Crossed Finish Line in Pit Lane, D = Time Disallowed

P17		6 E		Andrew FIRTH		Yamaha YZF-R1 - LTRmotorcycles.co.uk / Palmer Race Skool /	
IDEAL LAP TIME : 1:15.126		BEST LAP TIME : 1:15.126		DIFFERENCE : 0.000			
LAP	SECTOR 1	SECTOR 2	LAP TIME	MPH	DIFF	TIME OF DAY	
1 -		27.118	1:24.321	84.49	9.195	12:55:18.530	
2 -	51.223	27.219	1:18.442	90.82	3.316	12:56:36.972	
3 -	49.463	27.024	1:16.487	93.14	1.361	12:57:53.459	
4 -	49.946	27.000	1:16.946	92.59	1.820	12:59:10.405	
5 -	48.791	26.335	1:15.126 (1)	94.83		13:00:25.531	
6 -	49.229	27.070	1:16.299	93.37	1.173	13:01:41.830	
7 -	49.497	26.717	1:16.214 (3)	93.48	1.088	13:02:58.044	
8 -	53.659	26.635	1:20.294	88.73	5.168	13:04:18.338	
9 -	50.041	26.767	1:16.808	92.75	1.682	13:05:35.146	
10 -	49.174	26.698	1:15.872 (2)	93.90	0.746	13:06:51.018	

P18		4 U		Hayden KILLWORTH		Kawasaki ZX10R - A&S Killworth / H11xy	
IDEAL LAP TIME : 1:16.535		BEST LAP TIME : 1:16.657		DIFFERENCE : 0.122			
LAP	SECTOR 1	SECTOR 2	LAP TIME	MPH	DIFF	TIME OF DAY	
1 -		27.238	1:24.683	84.13	8.026	12:55:18.892	
2 -	50.134	27.325	1:17.459	91.97	0.802	12:56:36.351	
3 -	49.885	26.847	1:16.732 (2)	92.85	0.075	12:57:53.083	
4 -	50.275	27.398	1:17.673	91.72	1.016	12:59:10.756	
5 -	49.752	26.905	1:16.657 (1)	92.94		13:00:27.413	
6 -	50.131	27.018	1:17.149	92.34	0.492	13:01:44.562	
7 -	50.334	26.942	1:17.276	92.19	0.619	13:03:01.838	
8 -	50.896	26.994	1:17.890	91.47	1.233	13:04:19.728	
9 -	49.989	27.069	1:17.058	92.45	0.401	13:05:36.786	
10 -	50.026	26.783	1:16.809 (3)	92.75	0.152	13:06:53.595	

P19		40 U		Malcolm BATE		Suzuki GSXR1000 - Hartjaj	
IDEAL LAP TIME : 1:16.099		BEST LAP TIME : 1:16.312		DIFFERENCE : 0.213			
LAP	SECTOR 1	SECTOR 2	LAP TIME	MPH	DIFF	TIME OF DAY	
1 -		28.068	1:28.120	80.85	11.808	12:55:22.329	
2 -	51.472	27.195	1:18.667	90.56	2.355	12:56:40.996	
3 -	51.154	26.312	1:17.466 (3)	91.97	1.154	12:57:58.462	
4 -	49.999	26.313	1:16.312 (1)	93.36		12:59:14.774	
5 -	50.269	26.100	1:16.369 (2)	93.29	0.057	13:00:31.143	
6 -	51.300	27.049	1:18.349	90.93	2.037	13:01:49.492	
7 -	52.298	28.051	1:20.349	88.67	4.037	13:03:09.841	
8 -	53.792	27.385	1:21.177	87.76	4.865	13:04:31.018	
9 -	53.566	27.607	1:21.173	87.77	4.861	13:05:52.191	
10 -	51.095	27.475	1:18.570	90.67	2.258	13:07:10.761	

P20		442 E		James REVELEY		Yamaha R6 - PCN Racing	
IDEAL LAP TIME : 1:18.468		BEST LAP TIME : 1:18.842		DIFFERENCE : 0.374			
LAP	SECTOR 1	SECTOR 2	LAP TIME	MPH	DIFF	TIME OF DAY	
1 -		28.611	1:26.501	82.36	7.659	12:55:20.710	
2 -	52.907	27.939	1:20.846	88.12	2.004	12:56:41.556	
3 -	51.420	27.608	1:19.028 (2)	90.15	0.186	12:58:00.584	
4 -	51.518	27.554	1:19.072 (3)	90.10	0.230	12:59:19.656	
5 -	51.782	27.609	1:19.391	89.74	0.549	13:00:39.047	
6 -	52.280	27.439	1:19.719	89.37	0.877	13:01:58.766	
7 -	52.003	27.692	1:19.695	89.39	0.853	13:03:18.461	
8 -	51.794	27.048	1:18.842 (1)	90.36		13:04:37.303	
9 -	52.310	27.136	1:19.446	89.67	0.604	13:05:56.749	
10 -	51.681	27.675	1:19.356	89.78	0.514	13:07:16.105	

BMCRC - MRO Championships 2023 - Rnd 4 @ Donington Park

BMCRC Thunderbike Ultra & Extreme

RACE 11 - SECTOR ANALYSIS



SECTOR 1 = FL to I1, SECTOR 2 = I1 to FL, DIFF = Difference To Personal Best Lap, P = Crossed Finish Line in Pit Lane, D = Time Disallowed

P21		8 U		Dave SAUNDERS		Suzuki GSXR1000 - Mum/Dad/JW MOT/Parks Utility	
IDEAL LAP TIME : 1:17.695		BEST LAP TIME : 1:17.794		DIFFERENCE : 0.099			
LAP	SECTOR 1	SECTOR 2	LAP TIME	MPH	DIFF	TIME OF DAY	
1 -		27.937	1:29.051	80.00	11.257	12:55:23.260	
2 -	53.810	28.451	1:22.261	86.61	4.467	12:56:45.521	
3 -	51.702	27.688	1:19.390	89.74	1.596	12:58:04.911	
4 -	50.552	27.242	1:17.794 (1)	91.58		12:59:22.705	
5 -	51.633	27.250	1:18.883 (3)	90.31	1.089	13:00:41.588	
6 -	50.685	27.143	1:17.828 (2)	91.54	0.034	13:01:59.416	
7 -	51.609	27.793	1:19.402	89.72	1.608	13:03:18.818	
8 -	52.260	27.265	1:19.525	89.58	1.731	13:04:38.343	
9 -	51.750	27.237	1:18.987	90.20	1.193	13:05:57.330	
10 -	51.479	27.736	1:19.215	89.94	1.421	13:07:16.545	

P22		24 U		Mark REYNOLDS		Yamaha R1 4C8 -	
IDEAL LAP TIME : 1:18.603		BEST LAP TIME : 1:18.727		DIFFERENCE : 0.124			
LAP	SECTOR 1	SECTOR 2	LAP TIME	MPH	DIFF	TIME OF DAY	
1 -		27.744	1:26.208	82.64	7.481	12:55:20.417	
2 -	52.625	27.495	1:20.120	88.92	1.393	12:56:40.537	
3 -	52.037	27.143	1:19.180 (2)	89.98	0.453	12:57:59.717	
4 -	52.022	27.666	1:19.688	89.40	0.961	12:59:19.405	
5 -	51.586	27.686	1:19.272 (3)	89.87	0.545	13:00:38.677	
6 -	52.233	27.327	1:19.560	89.55	0.833	13:01:58.237	
7 -	52.191	27.799	1:19.990	89.06	1.263	13:03:18.227	
8 -	52.445	27.198	1:19.643	89.45	0.916	13:04:37.870	
9 -	51.460	27.267	1:18.727 (1)	90.49		13:05:56.597	
10 -	51.522	28.629	1:20.151	88.89	1.424	13:07:16.748	

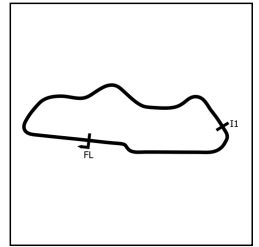
P23		51 E		Michael HOGARTH		Suzuki GSXR 750 K1 - WHR Racing	
IDEAL LAP TIME : 1:19.041		BEST LAP TIME : 1:19.537		DIFFERENCE : 0.496			
LAP	SECTOR 1	SECTOR 2	LAP TIME	MPH	DIFF	TIME OF DAY	
1 -		28.596	1:27.725	81.21	8.188	12:55:21.934	
2 -	52.611	28.565	1:21.176	87.76	1.639	12:56:43.110	
3 -	51.855	27.682	1:19.537 (1)	89.57		12:58:02.647	
4 -	51.359	28.214	1:19.573 (2)	89.53	0.036	12:59:22.220	
5 -	51.861	28.271	1:20.132	88.91	0.595	13:00:42.352	
6 -	51.675	27.994	1:19.669 (3)	89.42	0.132	13:02:02.021	
7 -	51.786	28.337	1:20.123	88.92	0.586	13:03:22.144	
8 -	51.673	28.013	1:19.686	89.40	0.149	13:04:41.830	
9 -	51.943	28.410	1:20.353	88.66	0.816	13:06:02.183	
10 -	52.297	28.800	1:21.097	87.85	1.560	13:07:23.280	

P24		744 E		Gary ANDERSON		Honda 954RR - A&M MOT Services. Guildford	
IDEAL LAP TIME : 1:19.205		BEST LAP TIME : 1:19.586		DIFFERENCE : 0.381			
LAP	SECTOR 1	SECTOR 2	LAP TIME	MPH	DIFF	TIME OF DAY	
1 -		28.193	1:26.927	81.96	7.341	12:55:21.136	
2 -	53.291	29.615	1:22.906	85.93	3.320	12:56:44.042	
3 -	52.689	28.904	1:21.593	87.31	2.007	12:58:05.635	
4 -	51.859	27.973	1:19.832 (2)	89.24	0.246	12:59:25.467	
5 -	52.015	27.855	1:19.870 (3)	89.20	0.284	13:00:45.337	
6 -	52.186	27.400	1:19.586 (1)	89.52		13:02:04.923	
7 -	51.940	28.143	1:20.083	88.96	0.497	13:03:25.006	
8 -	52.720	27.346	1:20.066	88.98	0.480	13:04:45.072	
9 -	53.040	27.971	1:21.011	87.94	1.425	13:06:06.083	
10 -	51.981	27.960	1:19.941	89.12	0.355	13:07:26.024	

BMCRC - MRO Championships 2023 - Rnd 4 @ Donington Park

BMCRC Thunderbike Ultra & Extreme

RACE 11 - SECTOR ANALYSIS



SECTOR 1 = FL to I1, SECTOR 2 = I1 to FL, DIFF = Difference To Personal Best Lap, P = Crossed Finish Line in Pit Lane, D = Time Disallowed

P25 129 E		Derek CRIPPS		Yamaha R1 - Team FBR			
IDEAL LAP TIME : 1:16.253		BEST LAP TIME : 1:16.427		DIFFERENCE : 0.174			
LAP	SECTOR 1	SECTOR 2	LAP TIME	MPH	DIFF	TIME OF DAY	
1 -		27.108	1:23.151	85.68	6.724	12:55:17.360	
2 -	49.884	27.080	1:16.964	92.57	0.537	12:56:34.324	
3 -	49.748	27.436	1:17.184	92.30	0.757	12:57:51.508	
4 -	49.843	26.980	1:16.823	92.74	0.396	12:59:08.331	
5 -	49.875	26.794	1:16.669 (3)	92.92	0.242	13:00:25.000	
6 -	49.564	26.903	1:16.467 (2)	93.17	0.040	13:01:41.467	
7 -	49.738	26.689	1:16.427 (1)	93.22		13:02:57.894	
8 -	1:29.401	28.408	1:57.809	60.47	41.382	13:04:55.703	
9 -	51.685	28.177	1:19.862	89.21	3.435	13:06:15.565	

P26 46 E		Adrian DRAPER		Suzuki GSXR 750 - Droopy Racing UK			
IDEAL LAP TIME : 1:21.409		BEST LAP TIME : 1:21.556		DIFFERENCE : 0.147			
LAP	SECTOR 1	SECTOR 2	LAP TIME	MPH	DIFF	TIME OF DAY	
1 -		28.036	1:29.692	79.43	8.136	12:55:23.901	
2 -	53.796	28.887	1:22.683	86.16	1.127	12:56:46.584	
3 -	53.373	28.183	1:21.556 (1)	87.35		12:58:08.140	
4 -	53.651	28.740	1:22.391 (3)	86.47	0.835	12:59:30.531	
5 -	53.746	28.415	1:22.161 (2)	86.71	0.605	13:00:52.692	
6 -	54.222	28.363	1:22.585	86.27	1.029	13:02:15.277	
7 -	53.874	28.538	1:22.412	86.45	0.856	13:03:37.689	

P27 78 U		Jamie THOMAS		Suzuki GSXR 1000 - Team RubyRacing DART Motorsport			
IDEAL LAP TIME : 1:14.451		BEST LAP TIME : 1:14.891		DIFFERENCE : 0.440			
LAP	SECTOR 1	SECTOR 2	LAP TIME	MPH	DIFF	TIME OF DAY	
1 -		26.324	1:19.362	89.77	4.471	12:55:13.571	
2 -	48.406	26.485	1:14.891 (1)	95.13		12:56:28.462	
3 -	49.526	26.049	1:15.575	94.27	0.684	12:57:44.037	
4 -	48.845	26.316	1:15.161 (3)	94.79	0.270	12:58:59.198	
5 -	49.034	26.045	1:15.079 (2)	94.89	0.188	13:00:14.277	
6 -	49.529	26.442	1:15.971	93.78	1.080	13:01:30.248	
7 -	50.002	IN PIT	7:38.213 P	15.54	6:23.322	13:09:08.461	

P28 20 U		Connor SWYER		Suzuki GSXR 1000 K6 - WSC Performace & lleithyr farm & dad			
IDEAL LAP TIME : 1:20.656		BEST LAP TIME : 1:20.691		DIFFERENCE : 0.035			
LAP	SECTOR 1	SECTOR 2	LAP TIME	MPH	DIFF	TIME OF DAY	
1 -		28.096	1:28.517	80.48	7.826	12:55:22.726	
2 -	53.955	28.661	1:22.616	86.23	1.925	12:56:45.342	
3 -	53.544	28.071	1:21.615 (3)	87.29	0.924	12:58:06.957	
4 -	52.757	27.934	1:20.691 (1)	88.29		12:59:27.648	
5 -	52.853	27.899	1:20.752 (2)	88.22	0.061	13:00:48.400	
6 -	53.612	IN PIT	1:29.079 P	79.98	8.388	13:02:17.479	

P29 21 U		Danny BRENNAN		Suzuki GSXR 1000 -			
IDEAL LAP TIME : 1:21.301		BEST LAP TIME : 1:22.773		DIFFERENCE : 1.472			
LAP	SECTOR 1	SECTOR 2	LAP TIME	MPH	DIFF	TIME OF DAY	
1 -		28.044	1:27.948	81.00	5.175	12:55:22.157	
2 -	53.803	28.970	1:22.773 (1)	86.07		12:56:44.930	
3 -	53.257	38.774	1:32.031	77.41	9.258	12:58:16.961	
4 -	56.419	29.443	1:25.862 (2)	82.97	3.089	12:59:42.823	
5 -	55.719	30.383	1:26.102 (3)	82.74	3.329	13:01:08.925	
6 -	56.364	IN PIT	1:31.294 P	78.04	8.521	13:02:40.219	

BMCRC - MRO Championships 2023 - Rnd 4 @ Donington Park

BMCRC Thunderbike Ultra & Extreme

RACE 11 - SECTOR ANALYSIS



SECTOR 1 = FL to I1, SECTOR 2 = I1 to FL, DIFF = Difference To Personal Best Lap, P = Crossed Finish Line in Pit Lane, D = Time Disallowed

P30 75 E		Stewart MAY		- Mucking Fagic		
IDEAL LAP TIME : 1:21.128		BEST LAP TIME : 1:21.399		DIFFERENCE : 0.271		
LAP	SECTOR 1	SECTOR 2	LAP TIME	MPH	DIFF	TIME OF DAY
1 -		28.237	1:28.975	80.07	7.576	12:55:23.184
2 -	54.109	29.037	1:23.146 (2)	85.68	1.747	12:56:46.330
3 -	52.891	28.508	1:21.399 (1)	87.52		12:58:07.729
4 -		IN PIT	12:17.134 P	9.66	10:55.735	13:10:24.863

P31 17 U		Jordan KILLWORTH		Kawasaki ZX10R - BK Racing / Rabbit		
IDEAL LAP TIME : 1:14.974		BEST LAP TIME :		DIFFERENCE :		
LAP	SECTOR 1	SECTOR 2	LAP TIME	MPH	DIFF	TIME OF DAY
1 -		26.115	1:18.352	90.93		12:55:12.561

P32 3 E		Max MACRAE		Yamaha 5EB - MacRae Racing		
IDEAL LAP TIME :		BEST LAP TIME :		DIFFERENCE :		
LAP	SECTOR 1	SECTOR 2	LAP TIME	MPH	DIFF	TIME OF DAY
1 -		26.799	1:25.819	83.01		12:55:20.028

BMCRC - MRO Championships 2023 - Rnd 4 @ Donington Park

BMCRC Thunderbike Ultra & Extreme

RACE 11 - BEST SECTORS

SECTOR 1			SECTOR 2			IDEAL / BEST COMPARISON						
POS	NO	NAME	TIME	NO	NAME	TIME	POS	NO	NAME	IDEAL	BEST	DIFF
									PERFECT LAP	1:11.963		
1	45	HASHMI	47.049	800	CREASEY	24.914	1	45	HASHMI	1:12.039	1:12.289	0.250
2	800	CREASEY	47.260	45	HASHMI	24.990	2	800	CREASEY	1:12.174	1:12.436	0.262
3	707	SYMON	47.359	5	KILLWORTH	25.014	3	102	FEARN	1:12.447	1:12.773	0.326
4	102	FEARN	47.383	102	FEARN	25.064	4	707	SYMON	1:12.531	1:12.774	0.243
5	5	KILLWORTH	47.532	707	SYMON	25.172	5	5	KILLWORTH	1:12.546	1:12.771	0.225
6	78	THOMAS	48.406	23	ROSE	25.705	6	82	HINNELLS	1:14.366	1:14.366	0.000
7	82	HINNELLS	48.494	58	ALLEN	25.783	7	58	ALLEN	1:14.445	1:14.555	0.110
8	118	CORKETT	48.651	460	GATES	25.813	8	78	THOMAS	1:14.451	1:14.891	0.440
9	58	ALLEN	48.662	118	CORKETT	25.847	9	118	CORKETT	1:14.498	1:14.824	0.326
10	52	MANTELL	48.727	19	DONOVAN	25.865	10	460	GATES	1:14.543	1:14.991	0.448
11	460	GATES	48.730	82	HINNELLS	25.872	11	23	ROSE	1:14.703	1:14.887	0.184
12	6	FIRTH	48.791	80	OVEL	25.896	12	80	OVEL	1:14.784	1:14.784	0.000
13	117	STAGG	48.796	169	SMITH	25.924	13	52	MANTELL	1:14.800	1:14.800	0.000
14	17	KILLWORTH	48.859	7	JENKINS	26.038	14	169	SMITH	1:14.816	1:14.976	0.160
15	80	OVEL	48.888	78	THOMAS	26.045	15	19	DONOVAN	1:14.827	1:15.063	0.236
16	169	SMITH	48.892	52	MANTELL	26.073	16	17	KILLWORTH	1:14.974		
17	19	DONOVAN	48.962	40	BATE	26.100	17	6	FIRTH	1:15.126	1:15.126	0.000
18	23	ROSE	48.998	17	KILLWORTH	26.115	18	7	JENKINS	1:15.238	1:15.238	0.000
19	7	JENKINS	49.200	6	FIRTH	26.335	19	117	STAGG	1:15.275	1:15.444	0.169
20	129	CRIPPS	49.564	117	STAGG	26.479	20	40	BATE	1:16.099	1:16.312	0.213
21	4	KILLWORTH	49.752	129	CRIPPS	26.689	21	129	CRIPPS	1:16.253	1:16.427	0.174
22	40	BATE	49.999	4	KILLWORTH	26.783	22	4	KILLWORTH	1:16.535	1:16.657	0.122
23	8	SAUNDERS	50.552	3	MACRAE	26.799	23	8	SAUNDERS	1:17.695	1:17.794	0.099
24	51	HOGARTH	51.359	442	REVELEY	27.048	24	442	REVELEY	1:18.468	1:18.842	0.374
25	442	REVELEY	51.420	8	SAUNDERS	27.143	25	24	REYNOLDS	1:18.603	1:18.727	0.124
26	24	REYNOLDS	51.460	24	REYNOLDS	27.143	26	51	HOGARTH	1:19.041	1:19.537	0.496
27	744	ANDERSON	51.859	744	ANDERSON	27.346	27	744	ANDERSON	1:19.205	1:19.586	0.381
28	20	SWYER	52.757	51	HOGARTH	27.682	28	20	SWYER	1:20.656	1:20.691	0.035
29	75	MAY	52.891	20	SWYER	27.899	29	75	MAY	1:21.128	1:21.399	0.271
30	21	BRENNAN	53.257	46	DRAPER	28.036	30	21	BRENNAN	1:21.301	1:22.773	1.472
31	46	DRAPER	53.373	21	BRENNAN	28.044	31	46	DRAPER	1:21.409	1:21.556	0.147
32				75	MAY	28.237	32	3	MACRAE			

BMCRC - MRO Championships 2023 - Rnd 4 @ Donington Park

BMCRC Thunderbike Ultra & Extreme

RACE 11 - STATISTICS

Competitors Started	32
Planned Start	2023-06-04 @ 12:45:00.000
Actual Start	2023-06-04 @ 12:53:54.208
Finish Time	2023-06-04 @ 13:06:09.650
Track Length	1.9790mi.
Total Laps	281
Total Distance Covered	556.1178mi.

Session Fastest Lap History

NO	CL	NAME	LAP TIME	TIME OF DAY	LAP	VEHICLE
5	U	Stacey KILLWORTH	1:13.285	12:56:24.616	2	Suzuki GSXR 1000
707	U	Alex SYMON	1:13.265	12:56:24.703	2	Kawasaki ZX10R
800	U	Morgan CREASEY	1:13.202	12:56:24.859	2	Suzuki GSXR 1000 K7
5	U	Stacey KILLWORTH	1:12.891	12:57:37.507	3	Suzuki GSXR 1000
45	U	Chad HASHMI	1:12.868	12:57:38.924	3	Suzuki GSXR1000
800	U	Morgan CREASEY	1:12.446	12:58:50.341	4	Suzuki GSXR 1000 K7
45	U	Chad HASHMI	1:12.289	12:58:51.212	4	Suzuki GSXR1000

Session Leader History

NO	CL	NAME	FROM LAP	LAPS LED	DISTANCE	VEHICLE
5	U	Stacey KILLWORTH	1	3	5.89 miles	Suzuki GSXR 1000
800	U	Morgan CREASEY	4	1	1.97 miles	Suzuki GSXR 1000 K7
5	U	Stacey KILLWORTH	5	1	1.97 miles	Suzuki GSXR 1000
707	U	Alex SYMON	6	1	1.97 miles	Kawasaki ZX10R
45	U	Chad HASHMI	7	4	7.91 miles	Suzuki GSXR1000

Flag History

TYPE	TIME OF DAY
GREEN	12:53:54.208
FINISH	13:06:09.650

Flag Statistics

TYPE	COUNT	TOTAL LAPS	TOTAL TIME
Green	1	10	0.000
Red	0	0	0.000
Safety Car	0	0	0.000
FCY	0	0	0.000

BMCRC - MRO Championships 2023 - Rnd 4 @ Donington Park

BMCRC Thunderbike Ultra & Extreme

RACE 11 - STATISTICS

CLASS : E

11 Starters

Fastest Lap History

NO	NAME	LAP TIME	TIME OF DAY	LAP	VEHICLE
52	Barry MANTELL	1:16.807	12:56:32.669	2	Honda 929 FIREBLADE
118	Darren CORKETT	1:16.130	12:56:32.930	2	Suzuki GSXR 600
52	Barry MANTELL	1:16.107	12:57:48.776	3	Honda 929 FIREBLADE
118	Darren CORKETT	1:16.021	12:57:48.951	3	Suzuki GSXR 600
52	Barry MANTELL	1:15.238	12:59:04.015	4	Honda 929 FIREBLADE
6	Andrew FIRTH	1:15.126	13:00:25.540	5	Yamaha YZF-R1
118	Darren CORKETT	1:14.824	13:06:37.187	10	Suzuki GSXR 600
52	Barry MANTELL	1:14.800	13:06:37.356	10	Honda 929 FIREBLADE

Leader History

NO	NAME	FROM LAP	LAPS LED	DISTANCE	VEHICLE
52	Barry MANTELL	1	7	13.81 miles	Honda 929 FIREBLADE
118	Darren CORKETT	8	3	5.93 miles	Suzuki GSXR 600

BMCRC - MRO Championships 2023 - Rnd 4 @ Donington Park

BMCRC Thunderbike Ultra & Extreme

RACE 11 - STATISTICS

CLASS : U

21 Starters

Fastest Lap History

NO	NAME	LAP TIME	TIME OF DAY	LAP	VEHICLE
5	Stacey KILLWORTH	1:13.285	12:56:24.616	2	Suzuki GSXR 1000
707	Alex SYMON	1:13.265	12:56:24.703	2	Kawasaki ZX10R
800	Morgan CREASEY	1:13.202	12:56:24.859	2	Suzuki GSXR 1000 K7
5	Stacey KILLWORTH	1:12.891	12:57:37.507	3	Suzuki GSXR 1000
45	Chad HASHMI	1:12.868	12:57:38.924	3	Suzuki GSXR1000
800	Morgan CREASEY	1:12.446	12:58:50.341	4	Suzuki GSXR 1000 K7
45	Chad HASHMI	1:12.289	12:58:51.212	4	Suzuki GSXR1000

Leader History

NO	NAME	FROM LAP	LAPS LED	DISTANCE	VEHICLE
5	Stacey KILLWORTH	1	3	5.89 miles	Suzuki GSXR 1000
800	Morgan CREASEY	4	1	1.97 miles	Suzuki GSXR 1000 K7
5	Stacey KILLWORTH	5	1	1.97 miles	Suzuki GSXR 1000
707	Alex SYMON	6	1	1.97 miles	Kawasaki ZX10R
45	Chad HASHMI	7	4	7.91 miles	Suzuki GSXR1000

BMCRC - MRO Championships 2023 - Rnd 4 @ Donington Park

BMCRC Thunderbike Ultra & Extreme

RACE 22 - GRID (10 Laps)



ROW 12	36	99 James ROBINSON	35	1 Adam JAMISON	34	888 Paul FAGG		
ROW 11		33	63 Matthew WREN	32	3 Max MACRAE	31	21 Danny BRENNAN	1:22.773
ROW 10		30	46 Adrian DRAPER	29	75 Stewart MAY	28	20 Connor SWYER	1:21.556 1:21.399 1:20.691
ROW 9		27	744 Gary ANDERSON	26	51 Michael HOGARTH	25	442 James REVELEY	1:19.586 1:19.537 1:18.842
ROW 8		24	24 Mark REYNOLDS	23	8 Dave SAUNDERS	22	4 Hayden KILLWORTH	1:18.727 1:17.794 1:16.657
ROW 7		21	129 Derek CRIPPS	20	40 Malcolm BATE	19	117 Raymond STAGG	1:16.427 1:16.312 1:15.444
ROW 6		18	7 Seb JENKINS	17	6 Andrew FIRTH	16	19 Tyler DONOVAN	1:15.238 1:15.126 1:15.063
ROW 5		15	460 Simon GATES	14	169 Corey SMITH	13	78 Jamie THOMAS	1:14.991 1:14.976 1:14.891
ROW 4		12	23 Justin ROSE	11	17 Jordan KILLWORTH	10	118 Darren CORKETT	1:14.887 1:14.824
ROW 3		9	52 Barry MANTELL	8	80 Mark OVEL	7	58 Michael ALLEN	1:14.800 1:14.784 1:14.555
ROW 2		6	82 Matt HINNELLS	5	707 Alex SYMON	4	102 James FEARN	1:14.366 1:12.774 1:12.773
ROW 1		3	5 Stacey KILLWORTH	2	800 Morgan CREASEY	1	45 Chad HASHMI	1:12.771 1:12.436 1:12.289
Pole								

These results are provisional until the conclusion of any judicial and technical matters.

Donington Park National: 1.9790 miles

Clerk Of Course :	Stewards :	Timekeeper : Richard Evans
-------------------	------------	----------------------------

Results can be found at www.tsl-timing.com

Printed - 13:13 Sunday, 04 June 2023



BMCRC - MRO Championships 2023 - Rnd 4 @ Donington Park

BMCRC Thunderbike Ultra & Extreme

RACE 22 - CLASSIFICATION



POS	NO	CL	PIC NAME	ENTRY	LAPS	TIME	GAP	DIFF	MPH	BEST	ON
1	800	U	1 Morgan CREASEY	Suzuki GSXR 1000 K7 - Warics Ltd	9	11:03.056			96.50	1:12.729	9
2	707	U	2 Alex SYMON	Kawasaki ZX10R - MCW	9	11:03.790	0.734	0.734	96.39	1:12.572	8
3	45	U	3 Chad HASHMI	Suzuki GSXR1000 -	9	11:06.272	3.216	2.482	96.03	1:12.748	7
4	82	U	4 Matt HINNELLS	Yamaha R1 - FH82Racing	9	11:22.386	19.330	16.114	93.76	1:14.963	2
5	19	U	5 Tyler DONOVAN	Kawasaki ZX10R - Tinder Corp	9	11:24.825	21.769	2.439	93.43	1:14.745	8
6	460	U	6 Simon GATES	Yamaha YZF R1 - T.A Roden LTD / Canine Plus Hyc	9	11:26.167	23.111	1.342	93.25	1:14.227	9
7	58	U	7 Michael ALLEN	Kawasaki ZX10R -	9	11:29.489	26.433	3.322	92.80	1:14.802	9
8	118	E	1 Darren CORKETT	Suzuki GSXR 600 - Jackson & Phillips	9	11:30.276	27.220	0.787	92.69	1:15.243	9
9	23	U	8 Justin ROSE	Yamaha R1 -	9	11:30.360	27.304	0.084	92.68	1:14.946	9
10	80	U	9 Mark OVEL	Yamaha R1 - I NEED A SPONSOR	9	11:31.024	27.968	0.664	92.59	1:14.777	9
11	169	U	10 Corey SMITH	Suzuki K1 -	9	11:31.121	28.065	0.097	92.58	1:15.725	3
12	129	E	2 Derek CRIPPS	Yamaha R1 - Team FBR	9	11:31.735	28.679	0.614	92.49	1:15.042	9
13	52	E	3 Barry MANTELL	Honda 929 FIREBLADE - Swedish Car Connection	9	11:33.704	30.648	1.969	92.23	1:15.493	8
14	6	E	4 Andrew FIRTH	Yamaha YZF-R1 - LTRmotorcycles.co.uk / Palmer F	9	11:34.809	31.753	1.105	92.09	1:15.787	8
15	4	U	11 Hayden KILLWORTH	Kawasaki ZX10R - A&S Killworth / H11xy	9	11:46.177	43.121	11.368	90.60	1:17.191	7
16	8	U	12 Dave SAUNDERS	Suzuki GSXR1000 - Mum/Dad/JW MOT/Parks Utility	9	11:51.582	48.526	5.405	89.91	1:16.530	9
17	442	E	5 James REVELEY	Yamaha R6 - PCN Racing	9	11:55.006	51.950	3.424	89.48	1:18.274	7
18	744	E	6 Gary ANDERSON	Honda 954RR - A&M MOT Services. Guildford	9	12:07.246	1:04.190	12.240	87.98	1:19.395	8
19	21	U	13 Danny BRENNAN	Suzuki GSXR 1000 -	8	11:13.282	1 Lap	1 Lap	84.45	1:21.451	2

NOT CLASSIFIED

DNF	117	E	Raymond STAGG	Suzuki GSXR 750 -	7	9:19.369	2 Laps	1 Lap	88.91	1:16.244	3
DNF	102	U	James FEARN	Suzuki GSXR1000 - Mark Wilby plumbing	4	4:59.009	5 Laps	3 Laps	94.85	1:13.415	2
DNF	75	E	Stewart MAY	- Mucking Fagie	4	5:48.140	5 Laps	49.131	81.46	1:21.100	3
DNF	51	E	Michael HOGARTH	Suzuki GSXR 750 K1 - WHR Racing	1	1:35.933	8 Laps	3 Laps	72.84		
DNF	5	U	Stacey KILLWORTH	Suzuki GSXR 1000 - Greenplant/Everns	0						

NOT STARTED

NS	63	U	Matthew WREN	Suzuki GSXR - TBR performance							
----	----	---	--------------	-------------------------------	--	--	--	--	--	--	--

FASTEST LAP

707	U	Alex SYMON	Kawasaki ZX10R - MCW	8	1:12.572	98.17 mph	157.99 kph
129	E	Derek CRIPPS	Yamaha R1 - Team FBR	9	1:15.042	94.94 mph	152.79 kph

Class U - 92.5% of Race Speed = 89.26 mph

Class E - 92.5% of Race Speed = 85.73 mph

Weather / Track : Sunny / Dry

These results are provisional until the conclusion of any judicial and technical matters.

Race Distance: 9 Laps / 17.81 miles

Donington Park National: 1.9790 miles

Date: 04/06/2023 Start: 17:16 Finish: 17:27

Clerk Of Course :	Stewards :	Timekeeper : Richard Evans
-------------------	------------	----------------------------

Results can be found at www.tsl-timing.com

Printed - 17:29 Sunday, 04 June 2023



BMCRC - MRO Championships 2023 - Rnd 4 @ Donington Park

BMCRC Thunderbike Ultra & Extreme

RACE 22 - LAP CHART

LAP 1 @ 17:18:11.451		
NO	BEHIND	LAP TIME

707		1:17.225
800	0.371	1:17.596
102	0.733	1:17.958
45	0.955	1:18.180
58	3.414	1:20.639
82	3.523	1:20.748
118	3.966	1:21.191
80	4.145	1:21.370
19	4.592	1:21.817
460	5.399	1:22.624
23	5.463	1:22.688
52	5.754	1:22.979
169	5.927	1:23.152
6	7.271	1:24.496
117	8.190	1:25.415
4	8.258	1:25.483
129	8.492	1:25.717
442	8.825	1:26.050
744	10.608	1:27.833
75	11.069	1:28.294
8	11.638	1:28.863
21	11.897	1:29.122
51	18.708	1:35.933 P

LAP 2 @ 17:19:24.930		
NO	BEHIND	LAP TIME

707		1:13.479
800	0.629	1:13.737
102	0.669	1:13.415
45	0.871	1:13.395
82	5.007	1:14.963
58	5.996	1:16.061
118	6.508	1:16.021
80	7.136	1:16.470
19	7.324	1:16.211
460	7.539	1:15.619
169	8.722	1:16.274
23	9.244	1:17.260
52	9.544	1:17.269
6	10.177	1:16.385
117	10.987	1:16.276
129	11.472	1:16.459
4	12.801	1:18.022
442	14.052	1:18.706
744	16.717	1:19.588
8	18.358	1:20.199
75	19.007	1:21.417
21	19.869	1:21.451

LAP 3 @ 17:20:38.256		
NO	BEHIND	LAP TIME

707		1:13.326
800	0.290	1:12.987
45	0.757	1:13.212
102	1.190	1:13.847
82	6.905	1:15.224
58	9.460	1:16.790
19	9.569	1:15.571
118	10.087	1:16.905
80	10.267	1:16.457
460	10.435	1:16.222
169	11.121	1:15.725

23	12.223	1:16.305
52	12.302	1:16.084
6	13.333	1:16.482
117	13.905	1:16.244
129	14.231	1:16.085
4	17.288	1:17.813
442	19.726	1:19.000
744	22.967	1:19.576
8	23.279	1:18.247
75	26.781	1:21.100
21	28.105	1:21.562

LAP 4 @ 17:21:52.129		
NO	BEHIND	LAP TIME

800		1:13.583
707	0.406	1:14.279
45	0.676	1:13.792
102	1.106	1:13.789
82	8.208	1:15.176
58	11.512	1:15.925
19	11.592	1:15.896
460	12.346	1:15.784
118	12.837	1:16.623
169	12.989	1:15.741
80	13.326	1:16.932
52	14.439	1:16.010
23	14.990	1:16.640
6	15.850	1:16.390
129	16.289	1:15.931
117	17.079	1:17.047
4	21.160	1:17.745
442	24.674	1:18.821
8	27.584	1:18.178
744	29.354	1:20.260
21	35.930	1:21.698
75	50.237	1:37.329 P

LAP 5 @ 17:23:05.149		
NO	BEHIND	LAP TIME

800		1:13.020
45	0.485	1:12.829
707	1.130	1:13.744
82	10.749	1:15.561
19	14.051	1:15.479
58	14.813	1:16.321
460	15.234	1:15.908
118	15.595	1:15.778
169	16.056	1:16.087
80	16.510	1:16.204
23	18.129	1:16.159
52	18.230	1:16.811
6	19.160	1:16.330
129	19.244	1:15.975
117	20.962	1:16.903
4	25.760	1:17.620
442	30.239	1:18.585
8	32.480	1:17.916
744	37.081	1:20.747
21	48.374	1:25.464

LAP 6 @ 17:24:18.771		
NO	BEHIND	LAP TIME

800		1:13.622
45	0.375	1:13.512

707	0.705	1:13.197
82	12.340	1:15.213
19	15.472	1:15.043
58	17.019	1:15.828
460	17.203	1:15.591
118	18.164	1:16.191
169	18.393	1:15.959
80	18.895	1:16.007
23	19.968	1:15.461
52	20.854	1:16.246
129	21.100	1:15.478
6	22.083	1:16.545
117	24.236	1:16.896
4	29.814	1:17.676
442	35.103	1:18.486
8	35.988	1:17.130
744	43.686	1:20.227
21	1:00.351	1:25.599

LAP 7 @ 17:25:31.682		
NO	BEHIND	LAP TIME

800		1:12.911
45	0.212	1:12.748
707	0.616	1:12.822
82	14.580	1:15.151
19	17.574	1:15.013
460	20.023	1:15.731
58	21.070	1:16.962
118	21.417	1:16.164
169	21.772	1:16.290
80	22.450	1:16.466
23	22.638	1:15.581
129	23.686	1:15.497
52	24.258	1:16.315
6	25.031	1:15.859
4	34.094	1:17.191
442	40.466	1:18.274
8	40.791	1:17.714
117	41.913	1:30.588 P
744	50.629	1:19.854
21	1:11.589	1:24.149

LAP 8 @ 17:26:44.553		
NO	BEHIND	LAP TIME

800		1:12.871
707	0.317	1:12.572
45	1.997	1:14.656
82	16.764	1:15.055
19	19.448	1:14.745
460	21.613	1:14.461
58	24.360	1:16.161
118	24.706	1:16.160
169	24.847	1:15.946
23	25.087	1:15.320
80	25.920	1:16.341
129	26.366	1:15.551
52	26.880	1:15.493
6	27.947	1:15.787
4	38.615	1:17.392
8	44.725	1:16.805
442	46.393	1:18.798
744	57.153	1:19.395

LAP 9 @ 17:27:57.282		
NO	BEHIND	LAP TIME

800		1:12.729
707	0.734	1:13.146
45	3.216	1:13.948
21	1 Lap	1:24.237
82	19.330	1:15.295
19	21.769	1:15.050
460	23.111	1:14.227
58	26.433	1:14.802
118	27.220	1:15.243
23	27.304	1:14.946
80	27.968	1:14.777
169	28.065	1:15.947
129	28.679	1:15.042
52	30.648	1:16.497
6	31.753	1:16.535
4	43.121	1:17.235
8	48.526	1:16.530
442	51.950	1:18.286
744	1:04.190	1:19.766

BMCRC - MRO Championships 2023 - Rnd 4 @ Donington Park

BMCRC Thunderbike Ultra & Extreme

RACE 22 - POSITION CHART

No	Name	Lap									
		Pos	1	2	3	4	5	6	7	8	9
45	HASHMI	1	707	707	707	800	800	800	800	800	800
800	CREASEY	2	800	800	800	707	45	45	45	707	707
5	KILLWORTH	3	102	102	45	45	707	707	707	45	45
102	FEARN	4	45	45	102	102	82	82	82	82	82
707	SYMON	5	58	82	82	82	19	19	19	19	19
82	HINNELLS	6	82	58	58	58	58	58	460	460	460
58	ALLEN	7	118	118	19	19	460	460	58	58	58
80	OVEL	8	80	80	118	460	118	118	118	118	118
52	MANTELL	9	19	19	80	118	169	169	169	169	23
118	CORKETT	10	460	460	460	169	80	80	80	23	80
23	ROSE	11	23	169	169	80	23	23	23	80	169
169	SMITH	12	52	23	23	52	52	52	129	129	129
460	GATES	13	169	52	52	23	6	129	52	52	52
19	DONOVAN	14	6	6	6	6	129	6	6	6	6
6	FIRTH	15	117	117	117	129	117	117	4	4	4
117	STAGG	16	4	129	129	117	4	4	442	8	8
129	CRIPPS	17	129	4	4	4	442	442	8	442	442
4	KILLWORTH	18	442	442	442	442	8	8	117	744	744
8	SAUNDERS	19	744	744	744	8	744	744	744	21	
442	REVELEY	20	75	8	8	744	21	21	21		
51	HOGARTH	21	8	75	75	21					
744	ANDERSON	22	21	21	21	75					
75	MAY	23	51								
21	BRENNAN	24									
63	WREN	25									

BMCRC - MRO Championships 2023 - Rnd 4 @ Donington Park

BMCRC Thunderbike Ultra & Extreme

RACE 22 - SECTOR ANALYSIS



SECTOR 1 = FL to I1, SECTOR 2 = I1 to FL, DIFF = Difference To Personal Best Lap, P = Crossed Finish Line in Pit Lane, D = Time Disallowed

P1		800 U		Morgan CREASEY		Suzuki GSXR 1000 K7 - Warics Ltd	
IDEAL LAP TIME : 1:12.568		BEST LAP TIME : 1:12.729		DIFFERENCE : 0.161			
LAP	SECTOR 1	SECTOR 2	LAP TIME	MPH	DIFF	TIME OF DAY	
1 -		25.380	1:17.596	91.81	4.867	17:18:11.822	
2 -	47.992	25.745	1:13.737	96.62	1.008	17:19:25.559	
3 -	47.500	25.487	1:12.987	97.61	0.258	17:20:38.546	
4 -	48.117	25.466	1:13.583	96.82	0.854	17:21:52.129	
5 -	47.585	25.435	1:13.020	97.57	0.291	17:23:05.149	
6 -	47.927	25.695	1:13.622	96.77	0.893	17:24:18.771	
7 -	47.708	25.203	1:12.911 (3)	97.71	0.182	17:25:31.682	
8 -	47.401	25.470	1:12.871 (2)	97.77	0.142	17:26:44.553	
9 -	47.562	25.167	1:12.729 (1)	97.96		17:27:57.282	

P2		707 U		Alex SYMON		Kawasaki ZX10R - MCW	
IDEAL LAP TIME : 1:12.406		BEST LAP TIME : 1:12.572		DIFFERENCE : 0.166			
LAP	SECTOR 1	SECTOR 2	LAP TIME	MPH	DIFF	TIME OF DAY	
1 -		25.343	1:17.225	92.25	4.653	17:18:11.451	
2 -	48.133	25.346	1:13.479	96.96	0.907	17:19:24.930	
3 -	47.932	25.394	1:13.326	97.16	0.754	17:20:38.256	
4 -	48.656	25.623	1:14.279	95.91	1.707	17:21:52.535	
5 -	48.201	25.543	1:13.744	96.61	1.172	17:23:06.279	
6 -	47.339	25.858	1:13.197	97.33	0.625	17:24:19.476	
7 -	47.506	25.316	1:12.822 (2)	97.83	0.250	17:25:32.298	
8 -	47.350	25.222	1:12.572 (1)	98.17		17:26:44.870	
9 -	48.079	25.067	1:13.146 (3)	97.40	0.574	17:27:58.016	

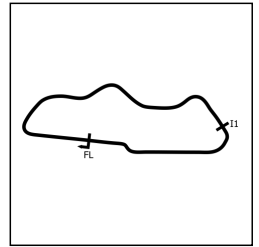
P3		45 U		Chad HASHMI		Suzuki GSXR1000 -	
IDEAL LAP TIME : 1:12.412		BEST LAP TIME : 1:12.748		DIFFERENCE : 0.336			
LAP	SECTOR 1	SECTOR 2	LAP TIME	MPH	DIFF	TIME OF DAY	
1 -		25.386	1:18.180	91.13	5.432	17:18:12.406	
2 -	47.851	25.544	1:13.395	97.07	0.647	17:19:25.801	
3 -	47.756	25.456	1:13.212 (3)	97.31	0.464	17:20:39.013	
4 -	48.196	25.596	1:13.792	96.55	1.044	17:21:52.805	
5 -	47.627	25.202	1:12.829 (2)	97.82	0.081	17:23:05.634	
6 -	47.447	26.065	1:13.512	96.91	0.764	17:24:19.146	
7 -	47.574	25.174	1:12.748 (1)	97.93		17:25:31.894	
8 -	47.238	27.418	1:14.656	95.43	1.908	17:26:46.550	
9 -	48.246	25.702	1:13.948	96.34	1.200	17:28:00.498	

P4		82 U		Matt HINNELLS		Yamaha R1 - FH82Racing	
IDEAL LAP TIME : 1:14.849		BEST LAP TIME : 1:14.963		DIFFERENCE : 0.114			
LAP	SECTOR 1	SECTOR 2	LAP TIME	MPH	DIFF	TIME OF DAY	
1 -		26.103	1:20.748	88.23	5.785	17:18:14.974	
2 -	48.788	26.175	1:14.963 (1)	95.04		17:19:29.937	
3 -	49.038	26.186	1:15.224	94.71	0.261	17:20:45.161	
4 -	48.963	26.213	1:15.176	94.77	0.213	17:22:00.337	
5 -	49.286	26.275	1:15.561	94.28	0.598	17:23:15.898	
6 -	49.043	26.170	1:15.213	94.72	0.250	17:24:31.111	
7 -	49.070	26.081	1:15.151 (3)	94.80	0.188	17:25:46.262	
8 -	48.994	26.061	1:15.055 (2)	94.92	0.092	17:27:01.317	
9 -	49.059	26.236	1:15.295	94.62	0.332	17:28:16.612	

BMCRC - MRO Championships 2023 - Rnd 4 @ Donington Park

BMCRC Thunderbike Ultra & Extreme

RACE 22 - SECTOR ANALYSIS



SECTOR 1 = FL to I1, SECTOR 2 = I1 to FL, DIFF = Difference To Personal Best Lap, P = Crossed Finish Line in Pit Lane, D = Time Disallowed

P5		19 U		Tyler DONOVAN		Kawasaki ZX10R - Tinder Corp	
IDEAL LAP TIME : 1:14.745		BEST LAP TIME : 1:14.745		DIFFERENCE : 0.000			
LAP	SECTOR 1	SECTOR 2	LAP TIME	MPH	DIFF	TIME OF DAY	
1 -		26.348	1:21.817	87.08	7.072	17:18:16.043	
2 -	49.866	26.345	1:16.211	93.48	1.466	17:19:32.254	
3 -	49.469	26.102	1:15.571	94.27	0.826	17:20:47.825	
4 -	49.803	26.093	1:15.896	93.87	1.151	17:22:03.721	
5 -	49.316	26.163	1:15.479	94.39	0.734	17:23:19.200	
6 -	48.902	26.141	1:15.043 (3)	94.94	0.298	17:24:34.243	
7 -	48.909	26.104	1:15.013 (2)	94.97	0.268	17:25:49.256	
8 -	48.730	26.015	1:14.745 (1)	95.31		17:27:04.001	
9 -	48.980	26.070	1:15.050	94.93	0.305	17:28:19.051	

P6		460 U		Simon GATES		Yamaha YZF R1 - T.A Roden LTD / Canine Plus Hydro	
IDEAL LAP TIME : 1:14.227		BEST LAP TIME : 1:14.227		DIFFERENCE : 0.000			
LAP	SECTOR 1	SECTOR 2	LAP TIME	MPH	DIFF	TIME OF DAY	
1 -		26.544	1:22.624	86.22	8.397	17:18:16.850	
2 -	49.303	26.316	1:15.619	94.21	1.392	17:19:32.469	
3 -	49.891	26.331	1:16.222	93.47	1.995	17:20:48.691	
4 -	49.797	25.987	1:15.784	94.01	1.557	17:22:04.475	
5 -	49.405	26.503	1:15.908	93.85	1.681	17:23:20.383	
6 -	49.784	25.807	1:15.591 (3)	94.25	1.364	17:24:35.974	
7 -	49.872	25.859	1:15.731	94.07	1.504	17:25:51.705	
8 -	48.698	25.763	1:14.461 (2)	95.68	0.234	17:27:06.166	
9 -	48.621	25.606	1:14.227 (1)	95.98		17:28:20.393	

P7		58 U		Michael ALLEN		Kawasaki ZX10R -	
IDEAL LAP TIME : 1:14.802		BEST LAP TIME : 1:14.802		DIFFERENCE : 0.000			
LAP	SECTOR 1	SECTOR 2	LAP TIME	MPH	DIFF	TIME OF DAY	
1 -		26.434	1:20.639	88.35	5.837	17:18:14.865	
2 -	49.708	26.353	1:16.061	93.67	1.259	17:19:30.926	
3 -	50.311	26.479	1:16.790	92.78	1.988	17:20:47.716	
4 -	49.810	26.115	1:15.925 (3)	93.83	1.123	17:22:03.641	
5 -	49.871	26.450	1:16.321	93.35	1.519	17:23:19.962	
6 -	49.600	26.228	1:15.828 (2)	93.95	1.026	17:24:35.790	
7 -	50.686	26.276	1:16.962	92.57	2.160	17:25:52.752	
8 -	49.983	26.178	1:16.161	93.54	1.359	17:27:08.913	
9 -	48.957	25.845	1:14.802 (1)	95.24		17:28:23.715	

P8		118 E		Darren CORKETT		Suzuki GSXR 600 - Jackson & Phillips	
IDEAL LAP TIME : 1:15.024		BEST LAP TIME : 1:15.243		DIFFERENCE : 0.219			
LAP	SECTOR 1	SECTOR 2	LAP TIME	MPH	DIFF	TIME OF DAY	
1 -		26.746	1:21.191	87.75	5.948	17:18:15.417	
2 -	49.635	26.386	1:16.021 (3)	93.71	0.778	17:19:31.438	
3 -	50.058	26.847	1:16.905	92.64	1.662	17:20:48.343	
4 -	49.825	26.798	1:16.623	92.98	1.380	17:22:04.966	
5 -	49.207	26.571	1:15.778 (2)	94.01	0.535	17:23:20.744	
6 -	49.678	26.513	1:16.191	93.51	0.948	17:24:36.935	
7 -	49.858	26.306	1:16.164	93.54	0.921	17:25:53.099	
8 -	50.017	26.143	1:16.160	93.54	0.917	17:27:09.259	
9 -	48.881	26.362	1:15.243 (1)	94.68		17:28:24.502	

BMCRC - MRO Championships 2023 - Rnd 4 @ Donington Park

BMCRC Thunderbike Ultra & Extreme

RACE 22 - SECTOR ANALYSIS



SECTOR 1 = FL to I1, SECTOR 2 = I1 to FL, DIFF = Difference To Personal Best Lap, P = Crossed Finish Line in Pit Lane, D = Time Disallowed

P9 23 U		Justin ROSE		Yamaha R1 -		
IDEAL LAP TIME : 1:14.946		BEST LAP TIME : 1:14.946		DIFFERENCE : 0.000		
LAP	SECTOR 1	SECTOR 2	LAP TIME	MPH	DIFF	TIME OF DAY
1 -		27.058	1:22.688	86.16	7.742	17:18:16.914
2 -	50.607	26.653	1:17.260	92.21	2.314	17:19:34.174
3 -	49.451	26.854	1:16.305	93.37	1.359	17:20:50.479
4 -	50.255	26.385	1:16.640	92.96	1.694	17:22:07.119
5 -	49.335	26.824	1:16.159	93.54	1.213	17:23:23.278
6 -	49.279	26.182	1:15.461 (3)	94.41	0.515	17:24:38.739
7 -	49.466	26.115	1:15.581	94.26	0.635	17:25:54.320
8 -	49.319	26.001	1:15.320 (2)	94.59	0.374	17:27:09.640
9 -	49.182	25.764	1:14.946 (1)	95.06		17:28:24.586

P10 80 U		Mark OVEL		Yamaha R1 - I NEED A SPONSOR		
IDEAL LAP TIME : 1:14.777		BEST LAP TIME : 1:14.777		DIFFERENCE : 0.000		
LAP	SECTOR 1	SECTOR 2	LAP TIME	MPH	DIFF	TIME OF DAY
1 -		26.257	1:21.370	87.55	6.593	17:18:15.596
2 -	49.974	26.496	1:16.470	93.16	1.693	17:19:32.066
3 -	49.971	26.486	1:16.457	93.18	1.680	17:20:48.523
4 -	50.618	26.314	1:16.932	92.60	2.155	17:22:05.455
5 -	49.289	26.915	1:16.204 (3)	93.49	1.427	17:23:21.659
6 -	49.356	26.651	1:16.007 (2)	93.73	1.230	17:24:37.666
7 -	49.669	26.797	1:16.466	93.17	1.689	17:25:54.132
8 -	49.895	26.446	1:16.341	93.32	1.564	17:27:10.473
9 -	48.706	26.071	1:14.777 (1)	95.27		17:28:25.250

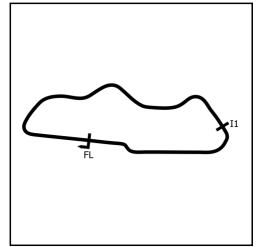
P11 169 U		Corey SMITH		Suzuki K1 -		
IDEAL LAP TIME : 1:15.161		BEST LAP TIME : 1:15.725		DIFFERENCE : 0.564		
LAP	SECTOR 1	SECTOR 2	LAP TIME	MPH	DIFF	TIME OF DAY
1 -		26.765	1:23.152	85.68	7.427	17:18:17.378
2 -	49.916	26.358	1:16.274	93.40	0.549	17:19:33.652
3 -	49.445	26.280	1:15.725 (1)	94.08		17:20:49.377
4 -	49.584	26.157	1:15.741 (2)	94.06	0.016	17:22:05.118
5 -	49.368	26.719	1:16.087	93.63	0.362	17:23:21.205
6 -	49.514	26.445	1:15.959	93.79	0.234	17:24:37.164
7 -	49.885	26.405	1:16.290	93.38	0.565	17:25:53.454
8 -	49.932	26.014	1:15.946 (3)	93.81	0.221	17:27:09.400
9 -	49.147	26.800	1:15.947	93.81	0.222	17:28:25.347

P12 129 E		Derek CRIPPS		Yamaha R1 - Team FBR		
IDEAL LAP TIME : 1:14.927		BEST LAP TIME : 1:15.042		DIFFERENCE : 0.115		
LAP	SECTOR 1	SECTOR 2	LAP TIME	MPH	DIFF	TIME OF DAY
1 -		27.411	1:25.717	83.11	10.675	17:18:19.943
2 -	50.069	26.390	1:16.459	93.18	1.417	17:19:36.402
3 -	49.569	26.516	1:16.085	93.64	1.043	17:20:52.487
4 -	49.552	26.379	1:15.931	93.83	0.889	17:22:08.418
5 -	49.122	26.853	1:15.975	93.77	0.933	17:23:24.393
6 -	48.820	26.658	1:15.478 (2)	94.39	0.436	17:24:39.871
7 -	49.231	26.266	1:15.497 (3)	94.36	0.455	17:25:55.368
8 -	48.884	26.667	1:15.551	94.30	0.509	17:27:10.919
9 -	48.935	26.107	1:15.042 (1)	94.94		17:28:25.961

BMCRC - MRO Championships 2023 - Rnd 4 @ Donington Park

BMCRC Thunderbike Ultra & Extreme

RACE 22 - SECTOR ANALYSIS



SECTOR 1 = FL to I1, SECTOR 2 = I1 to FL, DIFF = Difference To Personal Best Lap, P = Crossed Finish Line in Pit Lane, D = Time Disallowed

P13		52 E		Barry MANTELL		Honda 929 FIREBLADE - Swedish Car Connection	
IDEAL LAP TIME : 1:15.414		BEST LAP TIME : 1:15.493		DIFFERENCE : 0.079			
LAP	SECTOR 1	SECTOR 2	LAP TIME	MPH	DIFF	TIME OF DAY	
1 -		27.125	1:22.979	85.86	7.486	17:18:17.205	
2 -	50.460	26.809	1:17.269	92.20	1.776	17:19:34.474	
3 -	49.365	26.719	1:16.084 (3)	93.64	0.591	17:20:50.558	
4 -	49.545	26.465	1:16.010 (2)	93.73	0.517	17:22:06.568	
5 -	49.457	27.354	1:16.811	92.75	1.318	17:23:23.379	
6 -	49.722	26.524	1:16.246	93.44	0.753	17:24:39.625	
7 -	50.066	26.249	1:16.315	93.35	0.822	17:25:55.940	
8 -	49.165	26.328	1:15.493 (1)	94.37		17:27:11.433	
9 -	49.663	26.834	1:16.497	93.13	1.004	17:28:27.930	

P14		6 E		Andrew FIRTH		Yamaha YZF-R1 - LTRmotorcycles.co.uk / Palmer Race Skool /	
IDEAL LAP TIME : 1:15.455		BEST LAP TIME : 1:15.787		DIFFERENCE : 0.332			
LAP	SECTOR 1	SECTOR 2	LAP TIME	MPH	DIFF	TIME OF DAY	
1 -		26.893	1:24.496	84.31	8.709	17:18:18.722	
2 -	49.691	26.694	1:16.385	93.27	0.598	17:19:35.107	
3 -	49.934	26.548	1:16.482	93.15	0.695	17:20:51.589	
4 -	49.796	26.594	1:16.390	93.26	0.603	17:22:07.979	
5 -	49.335	26.995	1:16.330 (3)	93.33	0.543	17:23:24.309	
6 -	49.971	26.574	1:16.545	93.07	0.758	17:24:40.854	
7 -	49.510	26.349	1:15.859 (2)	93.91	0.072	17:25:56.713	
8 -	49.106	26.681	1:15.787 (1)	94.00		17:27:12.500	
9 -	49.717	26.818	1:16.535	93.08	0.748	17:28:29.035	

P15		4 U		Hayden KILLWORTH		Kawasaki ZX10R - A&S Killworth / H11xy	
IDEAL LAP TIME : 1:17.158		BEST LAP TIME : 1:17.191		DIFFERENCE : 0.033			
LAP	SECTOR 1	SECTOR 2	LAP TIME	MPH	DIFF	TIME OF DAY	
1 -		27.582	1:25.483	83.34	8.292	17:18:19.709	
2 -	50.959	27.063	1:18.022	91.31	0.831	17:19:37.731	
3 -	50.827	26.986	1:17.813	91.56	0.622	17:20:55.544	
4 -	50.645	27.100	1:17.745	91.64	0.554	17:22:13.289	
5 -	50.558	27.062	1:17.620	91.78	0.429	17:23:30.909	
6 -	50.800	26.876	1:17.676	91.72	0.485	17:24:48.585	
7 -	50.447	26.744	1:17.191 (1)	92.29		17:26:05.776	
8 -	50.562	26.830	1:17.392 (3)	92.05	0.201	17:27:23.168	
9 -	50.414	26.821	1:17.235 (2)	92.24	0.044	17:28:40.403	

P16		8 U		Dave SAUNDERS		Suzuki GSXR1000 - Mum/Dad/JW MOT/Parks Utility	
IDEAL LAP TIME : 1:16.270		BEST LAP TIME : 1:16.530		DIFFERENCE : 0.260			
LAP	SECTOR 1	SECTOR 2	LAP TIME	MPH	DIFF	TIME OF DAY	
1 -		28.058	1:28.863	80.17	12.333	17:18:23.089	
2 -	53.025	27.174	1:20.199	88.83	3.669	17:19:43.288	
3 -	51.055	27.192	1:18.247	91.05	1.717	17:21:01.535	
4 -	51.189	26.989	1:18.178	91.13	1.648	17:22:19.713	
5 -	51.063	26.853	1:17.916	91.44	1.386	17:23:37.629	
6 -	50.387	26.743	1:17.130 (3)	92.37	0.600	17:24:54.759	
7 -	50.668	27.046	1:17.714	91.67	1.184	17:26:12.473	
8 -	50.731	26.074	1:16.805 (2)	92.76	0.275	17:27:29.278	
9 -	50.196	26.334	1:16.530 (1)	93.09		17:28:45.808	

BMCRC - MRO Championships 2023 - Rnd 4 @ Donington Park

BMCRC Thunderbike Ultra & Extreme

RACE 22 - SECTOR ANALYSIS



SECTOR 1 = FL to I1, SECTOR 2 = I1 to FL, DIFF = Difference To Personal Best Lap, P = Crossed Finish Line in Pit Lane, D = Time Disallowed

P17 442 E		James REVELEY		Yamaha R6 - PCN Racing		
IDEAL LAP TIME : 1:17.884		BEST LAP TIME : 1:18.274		DIFFERENCE : 0.390		
LAP	SECTOR 1	SECTOR 2	LAP TIME	MPH	DIFF	TIME OF DAY
1 -		27.213	1:26.050	82.79	7.776	17:18:20.276
2 -	51.175	27.531	1:18.706	90.52	0.432	17:19:38.982
3 -	51.365	27.635	1:19.000	90.18	0.726	17:20:57.982
4 -	51.382	27.439	1:18.821	90.39	0.547	17:22:16.803
5 -	50.873	27.712	1:18.585	90.66	0.311	17:23:35.388
6 -	51.271	27.215	1:18.486 (3)	90.77	0.212	17:24:53.874
7 -	51.028	27.246	1:18.274 (1)	91.02		17:26:12.148
8 -	51.787	27.011	1:18.798	90.41	0.524	17:27:30.946
9 -	51.033	27.253	1:18.286 (2)	91.00	0.012	17:28:49.232

P18 744 E		Gary ANDERSON		Honda 954RR - A&M MOT Services. Guildford		
IDEAL LAP TIME : 1:19.247		BEST LAP TIME : 1:19.395		DIFFERENCE : 0.148		
LAP	SECTOR 1	SECTOR 2	LAP TIME	MPH	DIFF	TIME OF DAY
1 -		28.433	1:27.833	81.11	8.438	17:18:22.059
2 -	51.906	27.682	1:19.588 (3)	89.51	0.193	17:19:41.647
3 -	52.087	27.489	1:19.576 (2)	89.53	0.181	17:21:01.223
4 -	52.379	27.881	1:20.260	88.76	0.865	17:22:21.483
5 -	52.225	28.522	1:20.747	88.23	1.352	17:23:42.230
6 -	52.250	27.977	1:20.227	88.80	0.832	17:25:02.457
7 -	52.111	27.743	1:19.854	89.22	0.459	17:26:22.311
8 -	51.758	27.637	1:19.395 (1)	89.73		17:27:41.706
9 -	51.933	27.833	1:19.766	89.31	0.371	17:29:01.472

P19 21 U		Danny BRENNAN		Suzuki GSXR 1000 -		
IDEAL LAP TIME : 1:21.167		BEST LAP TIME : 1:21.451		DIFFERENCE : 0.284		
LAP	SECTOR 1	SECTOR 2	LAP TIME	MPH	DIFF	TIME OF DAY
1 -		28.917	1:29.122	79.94	7.671	17:18:23.348
2 -	53.415	28.036	1:21.451 (1)	87.47		17:19:44.799
3 -	53.131	28.431	1:21.562 (2)	87.35	0.111	17:21:06.361
4 -	53.379	28.319	1:21.698 (3)	87.20	0.247	17:22:28.059
5 -	55.029	30.435	1:25.464	83.36	4.013	17:23:53.523
6 -	55.755	29.844	1:25.599	83.23	4.148	17:25:19.122
7 -	55.105	29.044	1:24.149	84.66	2.698	17:26:43.271
8 -	55.118	29.119	1:24.237	84.57	2.786	17:28:07.508

P20 117 E		Raymond STAGG		Suzuki GSXR 750 -		
IDEAL LAP TIME : 1:15.975		BEST LAP TIME : 1:16.244		DIFFERENCE : 0.269		
LAP	SECTOR 1	SECTOR 2	LAP TIME	MPH	DIFF	TIME OF DAY
1 -		27.111	1:25.415	83.41	9.171	17:18:19.641
2 -	49.378	26.898	1:16.276 (2)	93.40	0.032	17:19:35.917
3 -	49.647	26.597	1:16.244 (1)	93.44		17:20:52.161
4 -	50.041	27.006	1:17.047	92.47	0.803	17:22:09.208
5 -	49.495	27.408	1:16.903	92.64	0.659	17:23:26.111
6 -	49.939	26.957	1:16.896 (3)	92.65	0.652	17:24:43.007
7 -	51.079	IN PIT	1:30.588 P	78.64	14.344	17:26:13.595

P21 102 U		James FEARN		Suzuki GSXR1000 - Mark Wilby plumbing		
IDEAL LAP TIME : 1:13.142		BEST LAP TIME : 1:13.415		DIFFERENCE : 0.273		
LAP	SECTOR 1	SECTOR 2	LAP TIME	MPH	DIFF	TIME OF DAY
1 -		25.615	1:17.958	91.39	4.543	17:18:12.184
2 -	47.685	25.730	1:13.415 (1)	97.04		17:19:25.599
3 -	47.638	26.209	1:13.847 (3)	96.47	0.432	17:20:39.446
4 -	47.953	25.836	1:13.789 (2)	96.55	0.374	17:21:53.235

BMCRC - MRO Championships 2023 - Rnd 4 @ Donington Park

BMCRC Thunderbike Ultra & Extreme

RACE 22 - SECTOR ANALYSIS



SECTOR 1 = FL to I1, SECTOR 2 = I1 to FL, DIFF = Difference To Personal Best Lap, P = Crossed Finish Line in Pit Lane, D = Time Disallowed

P22 75 E		Stewart MAY		- Mucking Fagic			
IDEAL LAP TIME : 1:20.869		BEST LAP TIME : 1:21.100		DIFFERENCE : 0.231			
LAP	SECTOR 1	SECTOR 2	LAP TIME	MPH	DIFF	TIME OF DAY	
1 -		28.524	1:28.294	80.69	7.194	17:18:22.520	
2 -	53.033	28.384	1:21.417 (2)	87.50	0.317	17:19:43.937	
3 -	52.485	28.615	1:21.100 (1)	87.85		17:21:05.037	
4 -	54.040	IN PIT	1:37.329 P	73.20	16.229	17:22:42.366	

P23 51 E		Michael HOGARTH		Suzuki GSXR 750 K1 - WHR Racing			
IDEAL LAP TIME :		BEST LAP TIME :		DIFFERENCE :			
LAP	SECTOR 1	SECTOR 2	LAP TIME	MPH	DIFF	TIME OF DAY	
1 -		IN PIT	1:35.933 P	74.26		17:18:30.159	

BMCRC - MRO Championships 2023 - Rnd 4 @ Donington Park

BMCRC Thunderbike Ultra & Extreme

RACE 22 - BEST SECTORS

SECTOR 1			SECTOR 2			IDEAL / BEST COMPARISON						
POS	NO	NAME	TIME	NO	NAME	TIME	POS	NO	NAME	IDEAL	BEST	DIFF
									PERFECT LAP	1:12.305		
1	45	HASHMI	47.238	707	SYMON	25.067	1	707	SYMON	1:12.406	1:12.572	0.166
2	707	SYMON	47.339	800	CREASEY	25.167	2	45	HASHMI	1:12.412	1:12.748	0.336
3	800	CREASEY	47.401	45	HASHMI	25.174	3	800	CREASEY	1:12.568	1:12.729	0.161
4	102	FEARN	47.527	460	GATES	25.606	4	102	FEARN	1:13.142	1:13.415	0.273
5	460	GATES	48.621	102	FEARN	25.615	5	460	GATES	1:14.227	1:14.227	0.000
6	80	OVEL	48.706	23	ROSE	25.764	6	19	DONOVAN	1:14.745	1:14.745	0.000
7	19	DONOVAN	48.730	58	ALLEN	25.845	7	80	OVEL	1:14.777	1:14.777	0.000
8	82	HINNELLS	48.788	169	SMITH	26.014	8	58	ALLEN	1:14.802	1:14.802	0.000
9	129	CRIPPS	48.820	19	DONOVAN	26.015	9	82	HINNELLS	1:14.849	1:14.963	0.114
10	118	CORKETT	48.881	82	HINNELLS	26.061	10	129	CRIPPS	1:14.927	1:15.042	0.115
11	58	ALLEN	48.957	80	OVEL	26.071	11	23	ROSE	1:14.946	1:14.946	0.000
12	6	FIRTH	49.106	8	SAUNDERS	26.074	12	118	CORKETT	1:15.024	1:15.243	0.219
13	169	SMITH	49.147	129	CRIPPS	26.107	13	169	SMITH	1:15.161	1:15.725	0.564
14	52	MANTELL	49.165	118	CORKETT	26.143	14	52	MANTELL	1:15.414	1:15.493	0.079
15	23	ROSE	49.182	52	MANTELL	26.249	15	6	FIRTH	1:15.455	1:15.787	0.332
16	117	STAGG	49.378	6	FIRTH	26.349	16	117	STAGG	1:15.975	1:16.244	0.269
17	8	SAUNDERS	50.196	117	STAGG	26.597	17	8	SAUNDERS	1:16.270	1:16.530	0.260
18	4	KILLWORTH	50.414	4	KILLWORTH	26.744	18	4	KILLWORTH	1:17.158	1:17.191	0.033
19	442	REVELEY	50.873	442	REVELEY	27.011	19	442	REVELEY	1:17.884	1:18.274	0.390
20	744	ANDERSON	51.758	744	ANDERSON	27.489	20	744	ANDERSON	1:19.247	1:19.395	0.148
21	75	MAY	52.485	21	BRENNAN	28.036	21	75	MAY	1:20.869	1:21.100	0.231
22	21	BRENNAN	53.131	75	MAY	28.384	22	21	BRENNAN	1:21.167	1:21.451	0.284
23							23	51	HOGARTH			
24												

BMCRC - MRO Championships 2023 - Rnd 4 @ Donington Park

BMCRC Thunderbike Ultra & Extreme

RACE 22 - STATISTICS

Competitors Started 23
Planned Start 2023-06-04 @ 17:10:00.000
Actual Start 2023-06-04 @ 17:16:54.225
Finish Time 2023-06-04 @ 17:27:57.281
Track Length 1.9790mi.
Total Laps 186
Total Distance Covered 368.1065mi.

Session Fastest Lap History

NO	CL	NAME	LAP TIME	TIME OF DAY	LAP	VEHICLE
707	U	Alex SYMON	1:13.479	17:19:24.936	2	Kawasaki ZX10R
102	U	James FEARN	1:13.415	17:19:25.599	2	Suzuki GSXR1000
45	U	Chad HASHMI	1:13.395	17:19:25.828	2	Suzuki GSXR1000
707	U	Alex SYMON	1:13.326	17:20:38.262	3	Kawasaki ZX10R
800	U	Morgan CREASEY	1:12.987	17:20:38.562	3	Suzuki GSXR 1000 K7
45	U	Chad HASHMI	1:12.829	17:23:05.661	5	Suzuki GSXR1000
45	U	Chad HASHMI	1:12.748	17:25:31.921	7	Suzuki GSXR1000
707	U	Alex SYMON	1:12.572	17:26:44.877	8	Kawasaki ZX10R

Session Leader History

NO	CL	NAME	FROM LAP	LAPS LED	DISTANCE	VEHICLE
707	U	Alex SYMON	1	3	5.89 miles	Kawasaki ZX10R
800	U	Morgan CREASEY	4	6	11.87 miles	Suzuki GSXR 1000 K7

Flag History

TYPE	TIME OF DAY
GREEN	17:16:54.225
FINISH	17:27:57.281

Flag Statistics

TYPE	COUNT	TOTAL LAPS	TOTAL TIME
Green	1	9	12:13.107
Red	0	0	0.000
Safety Car	0	0	0.000
FCY	0	0	0.000

BMCRC - MRO Championships 2023 - Rnd 4 @ Donington Park

BMCRC Thunderbike Ultra & Extreme

RACE 22 - STATISTICS

CLASS : E

9 Starters

Fastest Lap History

NO	NAME	LAP TIME	TIME OF DAY	LAP	VEHICLE
118	Darren CORKETT	1:16.021	17:19:31.446	2	Suzuki GSXR 600
52	Barry MANTELL	1:16.010	17:22:06.584	4	Honda 929 FIREBLADE
129	Derek CRIPPS	1:15.931	17:22:08.436	4	Yamaha R1
118	Darren CORKETT	1:15.778	17:23:20.752	5	Suzuki GSXR 600
129	Derek CRIPPS	1:15.478	17:24:39.889	6	Yamaha R1
118	Darren CORKETT	1:15.243	17:28:24.510	9	Suzuki GSXR 600
129	Derek CRIPPS	1:15.042	17:28:25.978	9	Yamaha R1

Leader History

NO	NAME	FROM LAP	LAPS LED	DISTANCE	VEHICLE
118	Darren CORKETT	1	9	17.77 miles	Suzuki GSXR 600

BMCRC - MRO Championships 2023 - Rnd 4 @ Donington Park

BMCRC Thunderbike Ultra & Extreme

RACE 22 - STATISTICS

CLASS : U

14 Starters

Fastest Lap History

NO	NAME	LAP TIME	TIME OF DAY	LAP	VEHICLE
707	Alex SYMON	1:13.479	17:19:24.936	2	Kawasaki ZX10R
102	James FEARN	1:13.415	17:19:25.599	2	Suzuki GSXR1000
45	Chad HASHMI	1:13.395	17:19:25.828	2	Suzuki GSXR1000
707	Alex SYMON	1:13.326	17:20:38.262	3	Kawasaki ZX10R
800	Morgan CREASEY	1:12.987	17:20:38.562	3	Suzuki GSXR 1000 K7
45	Chad HASHMI	1:12.829	17:23:05.661	5	Suzuki GSXR1000
45	Chad HASHMI	1:12.748	17:25:31.921	7	Suzuki GSXR1000
707	Alex SYMON	1:12.572	17:26:44.877	8	Kawasaki ZX10R

Leader History

NO	NAME	FROM LAP	LAPS LED	DISTANCE	VEHICLE
707	Alex SYMON	1	3	5.89 miles	Kawasaki ZX10R
800	Morgan CREASEY	4	6	11.87 miles	Suzuki GSXR 1000 K7



BMCRC THUNDERBIKE SPORT & BMCRC SUPERTWINS

Supported by Steve Jordan Motorcycles



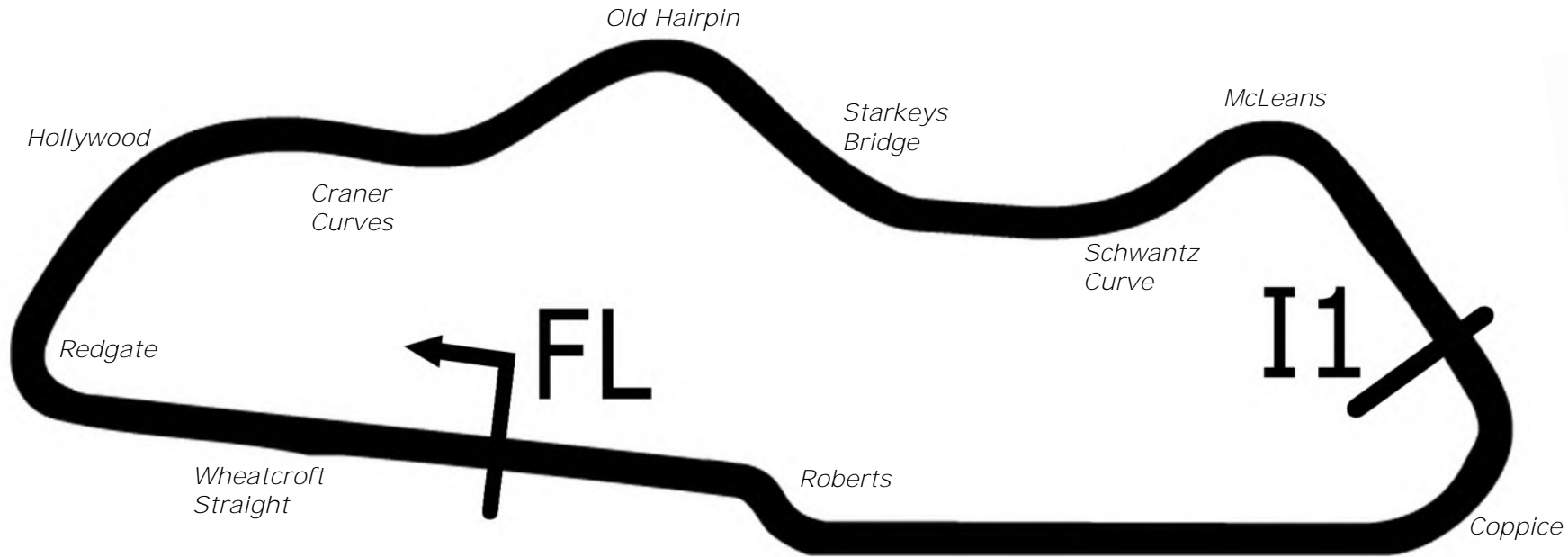
BMCRC-MRO Championships - Round 4
Donington Park National
3rd / 4th June 2023



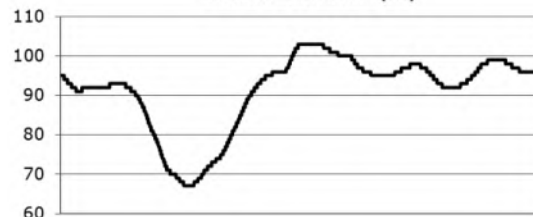
Timing & Results Provided by Timing Solutions Ltd

www.tsl-timing.com

Donington Park National



Circuit Altitude (m)



Length	1.9790 miles	3185.0 m	
FL		52.82971 N	1.37867 W
I1	2096m	52.82978 N	1.36508 W
Pit Entry	3100m	52.82951 N	1.37832 W
Pit Exit	229m after FL	52.82996 N	1.38205 W
Pit Entry-Pit Exit 256m, 18.4s @50kph, 15.3s @60kph			

BMCRC - MRO Championships 2023 - Rnd 4 @ Donington Park

BMCRC Thunderbike Sport & BMCRC SuperTwins

QUALIFYING - CLASSIFICATION

POS	NO	CL	PIC NAME	ENTRY	TIME	ON	LAPS	GAP	DIFF	MPH
1	65	SUP	1 Nikki COATES	BMW F900R - Art of Racing	1:14.347	5	8			95.82
2	0		1 Jeremy HILL	Yamaha R6 - Silver Arrows Racing / LT-Info.com	1:15.154	3	6	0.807	0.807	94.80
3	73	SUP	2 James KELLY	BMW F900 - Meeo	1:15.530	6	8	1.183	0.376	94.32
4	97		2 Alex MANN	Honda CBR600RR - Michael Jones Jeweller, Esprit Gr	1:15.904	7	7	1.557	0.374	93.86
5	79	SUP	3 James O'MARA	BMW F900R - BRP Machining Ltd - Alton Compressor	1:16.012	6	7	1.665	0.108	93.73
6	69		3 Tony RUSSO	Yamaha R6 - Wymark Lubricants	1:16.454	8	8	2.107	0.442	93.18
7	1		4 Adam JAMISON	Yamaha R6 - Team AJR	1:16.569	3	6	2.222	0.115	93.04
8	33		5 Mark BISWELL	Yamaha FZR600 -	1:16.634	7	8	2.287	0.065	92.96
9	31	SUP	4 Max MACRAE	BMW F900R - MacRae Racing	1:16.897	6	7	2.550	0.263	92.65
10	43		6 Colin WALKER	Kawasaki ZX6R G2 - ELP Racing	1:17.072	3	5	2.725	0.175	92.44
11	19	SUP	5 Simon BASTABLE	BMW F900R - WSCperformance.co.uk	1:17.078	4	7	2.731	0.006	92.43
12	57		7 Paul NEWMAN	Yamaha R6 - Scarlett Racing	1:17.335	7	8	2.988	0.257	92.12
13	126	SUP	6 Glynn DAVIES	BMW F900 -	1:17.344	4	8	2.997	0.009	92.11
14	89	R	1 Marco STRILLOZZI	Yamaha R6 - KLUAPP.COM	1:17.547	8	8	3.200	0.203	91.87
15	81		8 Malvern MAY	Honda CBR600RR - IMP racing	1:17.887	7	8	3.540	0.340	91.47
16	151		9 Andy DENYER	Yamaha OW01 -	1:17.913	7	8	3.566	0.026	91.44
17	25		10 Harrison DAY	Yamaha R6 -	1:18.017	7	8	3.670	0.104	91.32
18	6	SUP	7 Peter HASLER	BMW F900 - Art of Racing	1:18.200	7	8	3.853	0.183	91.10
19	58	SUP	8 Michael ALLEN	Kawasaki ER6 -	1:18.298	3	8	3.951	0.098	90.99
20	606*	R	2 Jake ANDERTON	Honda CBR600RR - CurrentElec Racing	1:18.596	8	8	4.249	0.298	90.64
21	48*		11 Shaun WALLIS	Yamaha R6 - MBC Despatch Racing	1:18.973	6	8	4.626	0.377	90.21
22	22		12 Darren DOWDS	Suzuki SV650 - Sublime DSG Ltd	1:19.033	7	7	4.686	0.060	90.14
23	994*	R	3 Adrian HOWARD	Suzuki GSXR 600 - Geary Roofing & Building Services	1:19.184	7	8	4.837	0.151	89.97
24	99		13 Lee BELLOTTI	Kawasaki ZX6R - MH Equipment Ltd	1:19.203	3	7	4.856	0.019	89.95
25	166		14 Nik BAKER	Suzuki SV650 - K66, DMR customs	1:19.407	6	8	5.060	0.204	89.72
26	11		15 Malcolm BATE	Kawasaki ZX7R - Hartjay	1:19.888	7	7	5.541	0.481	89.18
27	67	R	4 Simon HARVEY	Suzuki SV650 -	1:20.745	8	8	6.398	0.857	88.23
28	910	R	5 Harry GOWER	Suzuki SV650 - RightGear Motorcycles	1:21.525	7	7	7.178	0.780	87.39
29	139		16 Rob MARLEY	Honda CBR600F3 - PearTree Racing	1:22.543	5	7	8.196	1.018	86.31
30	138	SUP	9 Craig JARMIN	Suzuki SV650 - SK PreP	1:22.579	7	7	8.232	0.036	86.27
31	66		17 Mark SMITH	Yamaha R6 - IMP RACING	1:23.385	7	7	9.038	0.806	85.44
32	77		18 David MAY	Suzuki GSXR600 - Orchard Cooling / Team Silver Arro	1:23.755	6	7	9.408	0.370	85.06
33	27	SUP	10 Giovanni BELIOSSI	BMW F900R -	1:23.875	4	6	9.528	0.120	84.94
34	53		19 Peter HAMMOND	Suzuki SRAD -	1:23.964	4	7	9.617	0.089	84.85
35	45		20 Terence QUINCE	Suzuki SV650 - K&Q, HM Racing, Titan-x	1:24.167	6	7	9.820	0.203	84.64
36	35	R	6 Logan STONE	Yamaha R6 -	1:24.265	5	7	9.918	0.098	84.55
37	14	SUP	11 Kevin BAKER	Kawasaki ER650 - Malbay Painting	1:24.911	5	7	10.564	0.646	83.90
38	78		21 Tim FRAMPTON	Suzuki SV650 - K66	1:24.920	6	7	10.573	0.009	83.89
39	137	R	7 Colin McPHERSON	Yamaha R6 -	1:24.971	7	7	10.624	0.051	83.84
40	51		22 Paul BEESLEY	Yamaha R6 -	1:25.214	5	7	10.867	0.243	83.60
41	10		23 Robert BEAN	Kawasaki ZXR 750 - Mean Green Bean Motorcycles	1:25.244	6	7	10.897	0.030	83.57
42	49		24 Oli CHAYTOR	Yamaha R6 - PearTree Racing	1:27.153	3	4	12.806	1.909	81.74
43	100	SUP	12 Craig HOWTON	Kawasaki ER6N - ME	1:31.287	1	2	16.940	4.134	78.04

#48, #606 and #994 - No working transponders, please fix for racing.

Weather / Track : Sunny / Dry

These results are provisional until the conclusion of any judicial and technical matters.

Donington Park National: 1.9790 miles

Date: 03/06/2023 Start: 10:43 Finish: 10:52

Clerk Of Course :	Stewards :	Timekeeper : Richard Evans
-------------------	------------	----------------------------

Results can be found at www.tsl-timing.com

Printed - 10:54 Saturday, 03 June 2023



BMCRC - MRO Championships 2023 - Rnd 4 @ Donington Park

BMCRC Thunderbike Sport & BMCRC SuperTwins

QUALIFYING - SECTOR ANALYSIS



SECTOR 1 = FL to I1, SECTOR 2 = I1 to FL, DIFF = Difference To Personal Best Lap, P = Crossed Finish Line in Pit Lane, D = Time Disallowed

P1 65 SUP		Nikki COATES		BMW F900R - Art of Racing			
IDEAL LAP TIME : 1:13.922		BEST LAP TIME : 1:14.347		DIFFERENCE : 0.425			
LAP	SECTOR 1	SECTOR 2	LAP TIME	MPH	DIFF	TIME OF DAY	
1 -	56.235	29.258	1:25.493	83.33	11.146	10:44:33.602	
2 -	49.724	26.981	1:16.705	92.88	2.358	10:45:50.307	
3 -	48.542	26.282	1:14.824 (3)	95.21	0.477	10:47:05.131	
4 -	49.360	26.258	1:15.618	94.21	1.271	10:48:20.749	
5 -	48.021	26.326	1:14.347 (1)	95.82		10:49:35.096	
6 -	48.458	25.901	1:14.359 (2)	95.81	0.012	10:50:49.455	
7 -	48.297	27.854	1:16.151	93.55	1.804	10:52:05.606	
8 -	49.382	26.065	1:15.447	94.43	1.100	10:53:21.053	

P2 0		Jeremy HILL		Yamaha R6 - Silver Arrows Racing / LT-Info.com			
IDEAL LAP TIME : 1:15.133		BEST LAP TIME : 1:15.154		DIFFERENCE : 0.021			
LAP	SECTOR 1	SECTOR 2	LAP TIME	MPH	DIFF	TIME OF DAY	
1 -	52.268	26.517	1:18.785	90.43	3.631	10:44:24.284	
2 -	49.365	26.206	1:15.571 (3)	94.27	0.417	10:45:39.855	
3 -	49.030	26.124	1:15.154 (1)	94.80		10:46:55.009	
4 -	49.277	26.103	1:15.380 (2)	94.51	0.226	10:48:10.389	
5 -	49.229	27.003	1:16.232	93.45	1.078	10:49:26.621	
6 -	49.708	IN PIT	1:20.287 P	88.73	5.133	10:50:46.908	

P3 73 SUP		James KELLY		BMW F900 - Meee			
IDEAL LAP TIME : 1:15.246		BEST LAP TIME : 1:15.530		DIFFERENCE : 0.284			
LAP	SECTOR 1	SECTOR 2	LAP TIME	MPH	DIFF	TIME OF DAY	
1 -	51.693	27.455	1:19.148	90.01	3.618	10:44:23.934	
2 -	49.348	27.068	1:16.416	93.23	0.886	10:45:40.350	
3 -	49.329	26.487	1:15.816 (2)	93.97	0.286	10:46:56.166	
4 -	48.759	27.228	1:15.987 (3)	93.76	0.457	10:48:12.153	
5 -	49.458	26.852	1:16.310	93.36	0.780	10:49:28.463	
6 -	48.920	26.610	1:15.530 (1)	94.32		10:50:43.993	
7 -	58.967	38.133	1:37.100	73.37	21.570	10:52:21.093	
8 -	49.543	26.967	1:16.510	93.12	0.980	10:53:37.603	

P4 97		Alex MANN		Honda CBR600RR - Michael Jones Jeweller, Esprit Group, Carl			
IDEAL LAP TIME : 1:15.584		BEST LAP TIME : 1:15.904		DIFFERENCE : 0.320			
LAP	SECTOR 1	SECTOR 2	LAP TIME	MPH	DIFF	TIME OF DAY	
1 -	52.486	27.518	1:20.004	89.05	4.100	10:44:27.410	
2 -	50.689	27.074	1:17.763	91.61	1.859	10:45:45.173	
3 -	49.925	26.904	1:16.829	92.73	0.925	10:47:02.002	
4 -	49.214	26.866	1:16.080 (2)	93.64	0.176	10:48:18.082	
5 -	50.335	28.050	1:18.385	90.89	2.481	10:49:36.467	
6 -	49.944	26.566	1:16.510 (3)	93.12	0.606	10:50:52.977	
7 -	49.534	26.370	1:15.904 (1)	93.86		10:52:08.881	

P5 79 SUP		James O'MARA		BMW F900R - BRP Machining Ltd - Alton Compressor Services			
IDEAL LAP TIME : 1:15.842		BEST LAP TIME : 1:16.012		DIFFERENCE : 0.170			
LAP	SECTOR 1	SECTOR 2	LAP TIME	MPH	DIFF	TIME OF DAY	
1 -	OUTLAP	28.365	1:36.524	73.81	20.512	10:46:19.316	
2 -	50.929	27.044	1:17.973	91.37	1.961	10:47:37.289	
3 -	50.033	26.937	1:16.970	92.56	0.958	10:48:54.259	
4 -	49.894	27.051	1:16.945 (3)	92.59	0.933	10:50:11.204	
5 -	50.566	26.450	1:17.016	92.50	1.004	10:51:28.220	
6 -	49.634	26.378	1:16.012 (1)	93.73		10:52:44.232	
7 -	49.464	26.598	1:16.062 (2)	93.66	0.050	10:54:00.294	

BMCRC - MRO Championships 2023 - Rnd 4 @ Donington Park

BMCRC Thunderbike Sport & BMCRC SuperTwins

QUALIFYING - SECTOR ANALYSIS



SECTOR 1 = FL to I1, SECTOR 2 = I1 to FL, DIFF = Difference To Personal Best Lap, P = Crossed Finish Line in Pit Lane, D = Time Disallowed

P6 69		Tony RUSSO		Yamaha R6 - Wymark Lubricants			
IDEAL LAP TIME : 1:16.423		BEST LAP TIME : 1:16.454		DIFFERENCE : 0.031			
LAP	SECTOR 1	SECTOR 2	LAP TIME	MPH	DIFF	TIME OF DAY	
1 -	56.209	28.624	1:24.833	83.98	8.379	10:44:34.450	
2 -	52.721	27.666	1:20.387	88.62	3.933	10:45:54.837	
3 -	50.427	26.970	1:17.397 (3)	92.05	0.943	10:47:12.234	
4 -	51.117	27.302	1:18.419	90.85	1.965	10:48:30.653	
5 -	50.339	27.589	1:17.928	91.42	1.474	10:49:48.581	
6 -	49.622	26.885	1:16.507 (2)	93.12	0.053	10:51:05.088	
7 -	50.768	26.928	1:17.696	91.69	1.242	10:52:22.784	
8 -	49.653	26.801	1:16.454 (1)	93.18		10:53:39.238	

P7 1		Adam JAMISON		Yamaha R6 - Team AJR			
IDEAL LAP TIME : 1:16.569		BEST LAP TIME : 1:16.569		DIFFERENCE : 0.000			
LAP	SECTOR 1	SECTOR 2	LAP TIME	MPH	DIFF	TIME OF DAY	
1 -	51.876	27.506	1:19.382	89.75	2.813	10:44:26.184	
2 -	50.234	26.663	1:16.897 (2)	92.65	0.328	10:45:43.081	
3 -	50.009	26.560	1:16.569 (1)	93.04		10:46:59.650	
4 -	50.263	26.686	1:16.949 (3)	92.58	0.380	10:48:16.599	
5 -	50.898	27.221	1:18.119	91.20	1.550	10:49:34.718	
6 -	50.243	26.778	1:17.021	92.50	0.452	10:50:51.739	

P8 33		Mark BISWELL		Yamaha FZR600 -			
IDEAL LAP TIME : 1:16.569		BEST LAP TIME : 1:16.634		DIFFERENCE : 0.065			
LAP	SECTOR 1	SECTOR 2	LAP TIME	MPH	DIFF	TIME OF DAY	
1 -	57.876	28.188	1:26.064	82.78	9.430	10:44:44.520	
2 -	52.781	27.755	1:20.536	88.46	3.902	10:46:05.056	
3 -	51.213	26.764	1:17.977	91.36	1.343	10:47:23.033	
4 -	50.087	27.161	1:17.248	92.23	0.614	10:48:40.281	
5 -	50.026	27.034	1:17.060 (3)	92.45	0.426	10:49:57.341	
6 -	51.432	27.040	1:18.472	90.79	1.838	10:51:15.813	
7 -	49.805	26.829	1:16.634 (1)	92.96		10:52:32.447	
8 -	50.029	27.021	1:17.050 (2)	92.46	0.416	10:53:49.497	

P9 31 SUP		Max MACRAE		BMW F900R - MacRae Racing			
IDEAL LAP TIME : 1:16.676		BEST LAP TIME : 1:16.897		DIFFERENCE : 0.221			
LAP	SECTOR 1	SECTOR 2	LAP TIME	MPH	DIFF	TIME OF DAY	
1 -	OUTLAP	28.906	1:33.551	76.15	16.654	10:45:35.949	
2 -	52.235	27.561	1:19.796	89.28	2.899	10:46:55.745	
3 -	50.330	27.490	1:17.820	91.55	0.923	10:48:13.565	
4 -	50.410	27.339	1:17.749 (3)	91.63	0.852	10:49:31.314	
5 -	50.107	27.049	1:17.156 (2)	92.34	0.259	10:50:48.470	
6 -	49.836	27.061	1:16.897 (1)	92.65		10:52:05.367	
7 -	51.030	26.840	1:17.870	91.49	0.973	10:53:23.237	

P10 43		Colin WALKEY		Kawasaki ZX6R G2 - ELP Racing			
IDEAL LAP TIME : 1:17.069		BEST LAP TIME : 1:17.072		DIFFERENCE : 0.003			
LAP	SECTOR 1	SECTOR 2	LAP TIME	MPH	DIFF	TIME OF DAY	
1 -	54.303	28.305	1:22.608	86.24	5.536	10:44:33.686	
2 -	51.711	27.449	1:19.160 (3)	90.00	2.088	10:45:52.846	
3 -	49.939	27.133	1:17.072 (1)	92.44		10:47:09.918	
4 -	49.936	27.150	1:17.086 (2)	92.42	0.014	10:48:27.004	
5 -	50.849	IN PIT	1:24.641 P	84.17	7.569	10:49:51.645	

BMCRC - MRO Championships 2023 - Rnd 4 @ Donington Park

BMCRC Thunderbike Sport & BMCRC SuperTwins

QUALIFYING - SECTOR ANALYSIS



SECTOR 1 = FL to I1, SECTOR 2 = I1 to FL, DIFF = Difference To Personal Best Lap, P = Crossed Finish Line in Pit Lane, D = Time Disallowed

P11 19 SUP		Simon BASTABLE		BMW F900R - WSCperformance.co.uk			
IDEAL LAP TIME : 1:17.064		BEST LAP TIME : 1:17.078		DIFFERENCE : 0.014			
LAP	SECTOR 1	SECTOR 2	LAP TIME	MPH	DIFF	TIME OF DAY	
1 -	52.244	27.261	1:19.505	89.61	2.427	10:44:24.802	
2 -	50.637	27.193	1:17.830	91.54	0.752	10:45:42.632	
3 -	50.274	27.221	1:17.495 (3)	91.93	0.417	10:47:00.127	
4 -	50.161	26.917	1:17.078 (1)	92.43		10:48:17.205	
5 -	50.475	27.457	1:17.932	91.42	0.854	10:49:35.137	
6 -	50.946	27.676	1:18.622	90.61	1.544	10:50:53.759	
7 -	50.147	27.138	1:17.285 (2)	92.18	0.207	10:52:11.044	

P12 57		Paul NEWMAN		Yamaha R6 - Scarlett Racing			
IDEAL LAP TIME : 1:17.335		BEST LAP TIME : 1:17.335		DIFFERENCE : 0.000			
LAP	SECTOR 1	SECTOR 2	LAP TIME	MPH	DIFF	TIME OF DAY	
1 -	56.616	28.577	1:25.193	83.62	7.858	10:44:37.295	
2 -	52.685	27.991	1:20.676	88.31	3.341	10:45:57.971	
3 -	51.647	28.394	1:20.041	89.01	2.706	10:47:18.012	
4 -	51.528	27.641	1:19.169	89.99	1.834	10:48:37.181	
5 -	50.760	27.760	1:18.520 (2)	90.73	1.185	10:49:55.701	
6 -	51.195	27.534	1:18.729 (3)	90.49	1.394	10:51:14.430	
7 -	50.460	26.875	1:17.335 (1)	92.12		10:52:31.765	
8 -	51.244	27.716	1:18.960	90.23	1.625	10:53:50.725	

P13 126 SUP		Glynn DAVIES		BMW F900 -			
IDEAL LAP TIME : 1:17.124		BEST LAP TIME : 1:17.344		DIFFERENCE : 0.220			
LAP	SECTOR 1	SECTOR 2	LAP TIME	MPH	DIFF	TIME OF DAY	
1 -	54.507	28.367	1:22.874	85.96	5.530	10:44:31.976	
2 -	51.175	27.769	1:18.944	90.24	1.600	10:45:50.920	
3 -	50.169	27.508	1:17.677 (3)	91.72	0.333	10:47:08.597	
4 -	50.039	27.305	1:17.344 (1)	92.11		10:48:25.941	
5 -	50.417	27.993	1:18.410	90.86	1.066	10:49:44.351	
6 -	51.109	27.324	1:18.433	90.83	1.089	10:51:02.784	
7 -	50.420	27.085	1:17.505 (2)	91.92	0.161	10:52:20.289	
8 -	50.518	27.226	1:17.744	91.64	0.400	10:53:38.033	

P14 89 R		Marco STRILLOZZI		Yamaha R6 - KLUAPP.COM			
IDEAL LAP TIME : 1:17.547		BEST LAP TIME : 1:17.547		DIFFERENCE : 0.000			
LAP	SECTOR 1	SECTOR 2	LAP TIME	MPH	DIFF	TIME OF DAY	
1 -	55.134	28.353	1:23.487	85.33	5.940	10:44:31.759	
2 -	52.881	27.638	1:20.519	88.48	2.972	10:45:52.278	
3 -	51.438	27.376	1:18.814	90.39	1.267	10:47:11.092	
4 -	50.859	27.650	1:18.509	90.74	0.962	10:48:29.601	
5 -	51.262	27.733	1:18.995	90.19	1.448	10:49:48.596	
6 -	50.789	27.471	1:18.260 (3)	91.03	0.713	10:51:06.856	
7 -	50.870	27.126	1:17.996 (2)	91.34	0.449	10:52:24.852	
8 -	50.607	26.940	1:17.547 (1)	91.87		10:53:42.399	

P15 81		Malvern MAY		Honda CBR600RR - IMP racing			
IDEAL LAP TIME : 1:17.559		BEST LAP TIME : 1:17.887		DIFFERENCE : 0.328			
LAP	SECTOR 1	SECTOR 2	LAP TIME	MPH	DIFF	TIME OF DAY	
1 -	56.578	29.865	1:26.443	82.42	8.556	10:44:39.218	
2 -	51.637	28.052	1:19.689	89.40	1.802	10:45:58.907	
3 -	51.001	28.523	1:19.524	89.59	1.637	10:47:18.431	
4 -	51.709	27.815	1:19.524	89.59	1.637	10:48:37.955	
5 -	50.958	27.712	1:18.670	90.56	0.783	10:49:56.625	
6 -	51.173	27.309	1:18.482 (3)	90.78	0.595	10:51:15.107	
7 -	50.334	27.553	1:17.887 (1)	91.47		10:52:32.994	
8 -	50.250	27.774	1:18.024 (2)	91.31	0.137	10:53:51.018	

BMCRC - MRO Championships 2023 - Rnd 4 @ Donington Park

BMCRC Thunderbike Sport & BMCRC SuperTwins

QUALIFYING - SECTOR ANALYSIS



SECTOR 1 = FL to I1, SECTOR 2 = I1 to FL, DIFF = Difference To Personal Best Lap, P = Crossed Finish Line in Pit Lane, D = Time Disallowed

LAP	SECTOR 1	SECTOR 2	LAP TIME	MPH	DIFF	TIME OF DAY
P16 151 Andy DENYER Yamaha OW01 -						
IDEAL LAP TIME : 1:17.913		BEST LAP TIME : 1:17.913		DIFFERENCE : 0.000		
1 -	59.353	29.507	1:28.860	80.17	10.947	10:44:50.240
2 -	53.088	27.671	1:20.759	88.22	2.846	10:46:10.999
3 -	52.370	27.776	1:20.146	88.89	2.233	10:47:31.145
4 -	52.148	27.895	1:20.043	89.01	2.130	10:48:51.188
5 -	50.925	27.482	1:18.407	90.86	0.494	10:50:09.595
6 -	51.184	27.162	1:18.346 (3)	90.93	0.433	10:51:27.941
7 -	50.888	27.025	1:17.913 (1)	91.44		10:52:45.854
8 -	50.945	27.168	1:18.113 (2)	91.20	0.200	10:54:03.967
P17 25 Harrison DAY Yamaha R6 -						
IDEAL LAP TIME : 1:17.997		BEST LAP TIME : 1:18.017		DIFFERENCE : 0.020		
1 -	57.822	30.127	1:27.949	81.00	9.932	10:44:39.962
2 -	52.716	28.089	1:20.805	88.17	2.788	10:46:00.767
3 -	51.612	27.541	1:19.153	90.01	1.136	10:47:19.920
4 -	50.999	27.751	1:18.750	90.47	0.733	10:48:38.670
5 -	50.871	27.486	1:18.357 (3)	90.92	0.340	10:49:57.027
6 -	51.607	27.406	1:19.013	90.17	0.996	10:51:16.040
7 -	50.891	27.126	1:18.017 (1)	91.32		10:52:34.057
8 -	50.948	27.221	1:18.169 (2)	91.14	0.152	10:53:52.226
P18 6 SUP Peter HASLER BMW F900 - Art of Racing						
IDEAL LAP TIME : 1:18.059		BEST LAP TIME : 1:18.200		DIFFERENCE : 0.141		
1 -	55.592	29.286	1:24.878	83.93	6.678	10:44:33.415
2 -	53.524	28.200	1:21.724	87.17	3.524	10:45:55.139
3 -	51.400	32.150	1:23.550	85.27	5.350	10:47:18.689
4 -	52.036	27.818	1:19.854	89.22	1.654	10:48:38.543
5 -	51.577	27.725	1:19.302	89.84	1.102	10:49:57.845
6 -	51.239	27.388	1:18.627 (3)	90.61	0.427	10:51:16.472
7 -	50.906	27.294	1:18.200 (1)	91.10		10:52:34.672
8 -	50.765	27.744	1:18.509 (2)	90.74	0.309	10:53:53.181
P19 58 SUP Michael ALLEN Kawasaki ER6 -						
IDEAL LAP TIME : 1:18.298		BEST LAP TIME : 1:18.298		DIFFERENCE : 0.000		
1 -	57.954	28.737	1:26.691	82.18	8.393	10:44:42.084
2 -	52.847	27.700	1:20.547	88.45	2.249	10:46:02.631
3 -	50.916	27.382	1:18.298 (1)	90.99		10:47:20.929
4 -	51.580	28.646	1:20.226	88.80	1.928	10:48:41.155
5 -	51.164	28.383	1:19.547 (3)	89.56	1.249	10:50:00.702
6 -	51.820	27.986	1:19.806	89.27	1.508	10:51:20.508
7 -	51.447	27.936	1:19.383 (2)	89.75	1.085	10:52:39.891
8 -	51.901	IN PIT	1:32.557 P	76.97	14.259	10:54:12.448
P20 606 R Jake ANDERTON Honda CBR600RR - CurrentElec Racing						
IDEAL LAP TIME :		BEST LAP TIME : 1:18.596		DIFFERENCE :		
1 -			1:19.296	89.84	0.700	10:44:26.405
2 -			1:19.265	89.88	0.669	10:45:45.670
3 -			1:18.936 (2)	90.25	0.340	10:47:04.606
4 -			1:18.962 (3)	90.22	0.366	10:48:23.568
5 -			1:20.310	88.71	1.714	10:49:43.878
6 -			1:19.761	89.32	1.165	10:51:03.639
7 -			1:19.571	89.53	0.975	10:52:23.210
8 -			1:18.596 (1)	90.64		10:53:41.806

BMCRC - MRO Championships 2023 - Rnd 4 @ Donington Park

BMCRC Thunderbike Sport & BMCRC SuperTwins

QUALIFYING - SECTOR ANALYSIS



SECTOR 1 = FL to I1, SECTOR 2 = I1 to FL, DIFF = Difference To Personal Best Lap, P = Crossed Finish Line in Pit Lane, D = Time Disallowed

P21 48		Shaun WALLIS		Yamaha R6 - MBC Despatch Racing			
IDEAL LAP TIME :		BEST LAP TIME : 1:18.973		DIFFERENCE :			
LAP	SECTOR 1	SECTOR 2	LAP TIME	MPH	DIFF	TIME OF DAY	
1 -			1:29.244	79.83	10.271	10:44:39.995	
2 -			1:23.460	85.36	4.487	10:46:03.456	
3 -			1:19.350	89.78	0.377	10:47:22.806	
4 -			1:19.787	89.29	0.814	10:48:42.593	
5 -			1:19.172 (2)	89.98	0.199	10:50:01.765	
6 -			1:18.973 (1)	90.21		10:51:20.738	
7 -			1:21.831	87.06	2.858	10:52:42.569	
8 -			1:19.347 (3)	89.79	0.374	10:54:01.916	

P22 22		Darren DOWDS		Suzuki SV650 - Sublime DSG Ltd			
IDEAL LAP TIME : 1:18.824		BEST LAP TIME : 1:19.033		DIFFERENCE : 0.209			
LAP	SECTOR 1	SECTOR 2	LAP TIME	MPH	DIFF	TIME OF DAY	
1 -	1:05.798	34.071	1:39.869	71.33	20.836	10:45:10.192	
2 -	52.273	27.690	1:19.963	89.09	0.930	10:46:30.155	
3 -	51.208	28.055	1:19.263 (3)	89.88	0.230	10:47:49.418	
4 -	53.903	29.140	1:23.043	85.79	4.010	10:49:12.461	
5 -	52.541	27.918	1:20.459	88.54	1.426	10:50:32.920	
6 -	51.501	27.728	1:19.229 (2)	89.92	0.196	10:51:52.149	
7 -	51.417	27.616	1:19.033 (1)	90.14		10:53:11.182	

P23 994 R		Adrian HOWARD		Suzuki GSXR 600 - Geary Roofing & Building Services			
IDEAL LAP TIME :		BEST LAP TIME : 1:19.184		DIFFERENCE :			
LAP	SECTOR 1	SECTOR 2	LAP TIME	MPH	DIFF	TIME OF DAY	
1 -			1:26.751	82.12	7.567	10:44:37.952	
2 -			1:22.690	86.16	3.506	10:46:00.642	
3 -			1:19.859	89.21	0.675	10:47:20.501	
4 -			1:20.255	88.77	1.071	10:48:40.756	
5 -			1:19.620 (2)	89.48	0.436	10:50:00.376	
6 -			1:19.803 (3)	89.27	0.619	10:51:20.179	
7 -			1:19.184 (1)	89.97		10:52:39.363	
8 -			1:19.996	89.06	0.812	10:53:59.359	

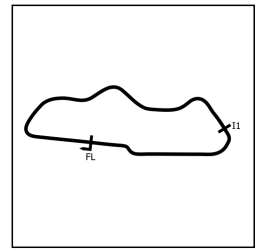
P24 99		Lee BELLOTTI		Kawasaki ZX6R - MH Equipment Ltd			
IDEAL LAP TIME : 1:18.986		BEST LAP TIME : 1:19.203		DIFFERENCE : 0.217			
LAP	SECTOR 1	SECTOR 2	LAP TIME	MPH	DIFF	TIME OF DAY	
1 -	OUTLAP	29.095	1:35.198	74.84	15.995	10:45:52.069	
2 -	52.244	27.556	1:19.800	89.28	0.597	10:47:11.869	
3 -	51.430	27.773	1:19.203 (1)	89.95		10:48:31.072	
4 -	51.517	28.340	1:19.857	89.21	0.654	10:49:50.929	
5 -	51.971	27.752	1:19.723 (2)	89.36	0.520	10:51:10.652	
6 -	52.023	27.725	1:19.748 (3)	89.33	0.545	10:52:30.400	
7 -	51.865	27.963	1:19.828	89.24	0.625	10:53:50.228	

P25 166		Nik BAKER		Suzuki SV650 - K66, DMR customs			
IDEAL LAP TIME : 1:19.311		BEST LAP TIME : 1:19.407		DIFFERENCE : 0.096			
LAP	SECTOR 1	SECTOR 2	LAP TIME	MPH	DIFF	TIME OF DAY	
1 -	1:00.286	28.811	1:29.097	79.96	9.690	10:44:46.173	
2 -	52.596	28.189	1:20.785	88.19	1.378	10:46:06.958	
3 -	52.155	28.943	1:21.098	87.85	1.691	10:47:28.056	
4 -	53.380	28.288	1:21.668	87.23	2.261	10:48:49.724	
5 -	52.005	28.623	1:20.628	88.36	1.221	10:50:10.352	
6 -	51.597	27.810	1:19.407 (1)	89.72		10:51:29.759	
7 -	51.501	27.909	1:19.410 (2)	89.71	0.003	10:52:49.169	
8 -	52.091	28.013	1:20.104 (3)	88.94	0.697	10:54:09.273	

BMCRC - MRO Championships 2023 - Rnd 4 @ Donington Park

BMCRC Thunderbike Sport & BMCRC SuperTwins

QUALIFYING - SECTOR ANALYSIS



SECTOR 1 = FL to I1, SECTOR 2 = I1 to FL, DIFF = Difference To Personal Best Lap, P = Crossed Finish Line in Pit Lane, D = Time Disallowed

P26 11		Malcolm BATE		Kawasaki ZX7R - Hartjay			
IDEAL LAP TIME : 1:19.888		BEST LAP TIME : 1:19.888		DIFFERENCE : 0.000			
LAP	SECTOR 1	SECTOR 2	LAP TIME	MPH	DIFF	TIME OF DAY	
1 -	1:00.576	30.927	1:31.503	77.86	11.615	10:44:53.347	
2 -	56.252	29.807	1:26.059	82.78	6.171	10:46:19.406	
3 -	54.957	28.391	1:23.348	85.48	3.460	10:47:42.754	
4 -	53.219	28.037	1:21.256 (3)	87.68	1.368	10:49:04.010	
5 -	52.518	28.884	1:21.402	87.52	1.514	10:50:25.412	
6 -	52.727	28.045	1:20.772 (2)	88.20	0.884	10:51:46.184	
7 -	51.918	27.970	1:19.888 (1)	89.18		10:53:06.072	

P27 67 R		Simon HARVEY		Suzuki SV650 -			
IDEAL LAP TIME : 1:20.540		BEST LAP TIME : 1:20.745		DIFFERENCE : 0.205			
LAP	SECTOR 1	SECTOR 2	LAP TIME	MPH	DIFF	TIME OF DAY	
1 -	56.206	29.506	1:25.712	83.12	4.967	10:44:32.732	
2 -	54.523	29.218	1:23.741	85.07	2.996	10:45:56.473	
3 -	53.242	29.335	1:22.577	86.27	1.832	10:47:19.050	
4 -	53.225	29.203	1:22.428	86.43	1.683	10:48:41.478	
5 -	52.548	28.745	1:21.293	87.64	0.548	10:50:02.771	
6 -	52.462	28.366	1:20.828 (3)	88.14	0.083	10:51:23.599	
7 -	52.174	28.609	1:20.783 (2)	88.19	0.038	10:52:44.382	
8 -	52.278	28.467	1:20.745 (1)	88.23		10:54:05.127	

P28 910 R		Harry GOWER		Suzuki SV650 - RightGear Motorcycles			
IDEAL LAP TIME : 1:21.525		BEST LAP TIME : 1:21.525		DIFFERENCE : 0.000			
LAP	SECTOR 1	SECTOR 2	LAP TIME	MPH	DIFF	TIME OF DAY	
1 -	59.600	29.857	1:29.457	79.64	7.932	10:44:55.276	
2 -	56.546	30.160	1:26.706	82.17	5.181	10:46:21.982	
3 -	55.044	29.292	1:24.336	84.47	2.811	10:47:46.318	
4 -	55.637	28.786	1:24.423	84.39	2.898	10:49:10.741	
5 -	54.705	28.705	1:23.410 (3)	85.41	1.885	10:50:34.151	
6 -	53.261	28.360	1:21.621 (2)	87.28	0.096	10:51:55.772	
7 -	53.211	28.314	1:21.525 (1)	87.39		10:53:17.297	

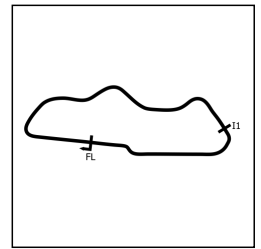
P29 139		Rob MARLEY		Honda CBR600F3 - PearTree Racing			
IDEAL LAP TIME : 1:21.852		BEST LAP TIME : 1:22.543		DIFFERENCE : 0.691			
LAP	SECTOR 1	SECTOR 2	LAP TIME	MPH	DIFF	TIME OF DAY	
1 -	58.305	30.293	1:28.598	80.41	6.055	10:44:43.722	
2 -	55.918	28.980	1:24.898	83.92	2.355	10:46:08.620	
3 -	54.730	29.550	1:24.280	84.53	1.737	10:47:32.900	
4 -	54.639	29.194	1:23.833	84.98	1.290	10:48:56.733	
5 -	53.797	28.746	1:22.543 (1)	86.31		10:50:19.276	
6 -	54.052	28.805	1:22.857 (2)	85.98	0.314	10:51:42.133	
7 -	55.058	28.055	1:23.113 (3)	85.72	0.570	10:53:05.246	

P30 138 SUP		Craig JARMIN		Suzuki SV650 - SK PreP			
IDEAL LAP TIME : 1:22.579		BEST LAP TIME : 1:22.579		DIFFERENCE : 0.000			
LAP	SECTOR 1	SECTOR 2	LAP TIME	MPH	DIFF	TIME OF DAY	
1 -	1:02.972	31.207	1:34.179	75.65	11.600	10:44:53.965	
2 -	56.670	30.099	1:26.769	82.11	4.190	10:46:20.734	
3 -	55.632	29.680	1:25.312	83.51	2.733	10:47:46.046	
4 -	55.691	31.548	1:27.239	81.66	4.660	10:49:13.285	
5 -	55.509	29.359	1:24.868 (3)	83.94	2.289	10:50:38.153	
6 -	54.421	28.856	1:23.277 (2)	85.55	0.698	10:52:01.430	
7 -	54.058	28.521	1:22.579 (1)	86.27		10:53:24.009	

BMCRC - MRO Championships 2023 - Rnd 4 @ Donington Park

BMCRC Thunderbike Sport & BMCRC SuperTwins

QUALIFYING - SECTOR ANALYSIS



SECTOR 1 = FL to I1, SECTOR 2 = I1 to FL, DIFF = Difference To Personal Best Lap, P = Crossed Finish Line in Pit Lane, D = Time Disallowed

P31 66		Mark SMITH		Yamaha R6 - IMP RACING			
IDEAL LAP TIME : 1:22.655		BEST LAP TIME : 1:23.385		DIFFERENCE : 0.730			
LAP	SECTOR 1	SECTOR 2	LAP TIME	MPH	DIFF	TIME OF DAY	
1 -	58.262	30.177	1:28.439	80.55	5.054	10:44:39.010	
2 -	55.384	29.468	1:24.852	83.96	1.467	10:46:03.862	
3 -	54.578	29.081	1:23.659 (3)	85.16	0.274	10:47:27.521	
4 -	55.539	28.879	1:24.418	84.39	1.033	10:48:51.939	
5 -	54.626	29.318	1:23.944	84.87	0.559	10:50:15.883	
6 -	53.776	29.660	1:23.436 (2)	85.39	0.051	10:51:39.319	
7 -	54.464	28.921	1:23.385 (1)	85.44		10:53:02.704	

P32 77		David MAY		Suzuki GSXR600 - Orchard Cooling / Team Silver Arrows			
IDEAL LAP TIME : 1:23.622		BEST LAP TIME : 1:23.755		DIFFERENCE : 0.133			
LAP	SECTOR 1	SECTOR 2	LAP TIME	MPH	DIFF	TIME OF DAY	
1 -	58.103	29.946	1:28.049	80.91	4.294	10:44:40.919	
2 -	54.983	29.299	1:24.282	84.53	0.527	10:46:05.201	
3 -	55.415	28.998	1:24.413	84.40	0.658	10:47:29.614	
4 -	54.995	29.162	1:24.157 (3)	84.65	0.402	10:48:53.771	
5 -	54.997	29.282	1:24.279	84.53	0.524	10:50:18.050	
6 -	54.624	29.131	1:23.755 (1)	85.06		10:51:41.805	
7 -	54.964	29.154	1:24.118 (2)	84.69	0.363	10:53:05.923	

P33 27 SUP		Giovanni BELIOSSI		BMW F900R -			
IDEAL LAP TIME : 1:23.354		BEST LAP TIME : 1:23.875		DIFFERENCE : 0.521			
LAP	SECTOR 1	SECTOR 2	LAP TIME	MPH	DIFF	TIME OF DAY	
1 -	OUTLAP	30.830	1:45.381	67.60	21.506	10:46:04.702	
2 -	55.062	29.093	1:24.155 (3)	84.66	0.280	10:47:28.857	
3 -	54.563	29.677	1:24.240	84.57	0.365	10:48:53.097	
4 -	54.417	29.458	1:23.875 (1)	84.94		10:50:16.972	
5 -	54.261	29.959	1:24.220	84.59	0.345	10:51:41.192	
6 -	54.356	29.583	1:23.939 (2)	84.87	0.064	10:53:05.131	

P34 53		Peter HAMMOND		Suzuki SRAD -			
IDEAL LAP TIME : 1:23.916		BEST LAP TIME : 1:23.964		DIFFERENCE : 0.048			
LAP	SECTOR 1	SECTOR 2	LAP TIME	MPH	DIFF	TIME OF DAY	
1 -	1:00.592	30.244	1:30.836	78.43	6.872	10:44:47.248	
2 -	55.477	29.639	1:25.116	83.70	1.152	10:46:12.364	
3 -	55.283	29.296	1:24.579 (3)	84.23	0.615	10:47:36.943	
4 -	54.790	29.174	1:23.964 (1)	84.85		10:49:00.907	
5 -	55.105	29.126	1:24.231 (2)	84.58	0.267	10:50:25.138	
6 -	54.860	30.019	1:24.879	83.93	0.915	10:51:50.017	
7 -	55.242	29.411	1:24.653	84.16	0.689	10:53:14.670	

P35 45		Terence QUINCE		Suzuki SV650 - K&Q, HM Racing, Titan-x			
IDEAL LAP TIME : 1:23.621		BEST LAP TIME : 1:24.167		DIFFERENCE : 0.546			
LAP	SECTOR 1	SECTOR 2	LAP TIME	MPH	DIFF	TIME OF DAY	
1 -	1:03.755	31.867	1:35.622	74.50	11.455	10:44:53.874	
2 -	57.652	30.304	1:27.956	81.00	3.789	10:46:21.830	
3 -	55.940	29.308	1:25.248 (3)	83.57	1.081	10:47:47.078	
4 -	55.890	31.213	1:27.103	81.79	2.936	10:49:14.181	
5 -	56.535	30.145	1:26.680	82.19	2.513	10:50:40.861	
6 -	54.684	29.483	1:24.167 (1)	84.64		10:52:05.028	
7 -	55.736	28.937	1:24.673 (2)	84.14	0.506	10:53:29.701	

BMCRC - MRO Championships 2023 - Rnd 4 @ Donington Park

BMCRC Thunderbike Sport & BMCRC SuperTwins

QUALIFYING - SECTOR ANALYSIS



SECTOR 1 = FL to I1, SECTOR 2 = I1 to FL, DIFF = Difference To Personal Best Lap, P = Crossed Finish Line in Pit Lane, D = Time Disallowed

P36 35 R Logan STONE		Yamaha R6 -				
IDEAL LAP TIME : 1:24.265		BEST LAP TIME : 1:24.265		DIFFERENCE : 0.000		
LAP	SECTOR 1	SECTOR 2	LAP TIME	MPH	DIFF	TIME OF DAY
1 -	1:01.664	31.085	1:32.749	76.81	8.484	10:45:19.200
2 -	57.934	30.138	1:28.072	80.89	3.807	10:46:47.272
3 -	55.862	29.415	1:25.277 (3)	83.54	1.012	10:48:12.549
4 -	55.321	29.337	1:24.658 (2)	84.15	0.393	10:49:37.207
5 -	55.146	29.119	1:24.265 (1)	84.55		10:51:01.472
6 -	56.908	29.327	1:26.235	82.61	1.970	10:52:27.707
7 -	55.767	29.797	1:25.564	83.26	1.299	10:53:53.271

P37 14 SUP Kevin BAKER		Kawasaki ER650 - Malbay Painting				
IDEAL LAP TIME : 1:24.911		BEST LAP TIME : 1:24.911		DIFFERENCE : 0.000		
LAP	SECTOR 1	SECTOR 2	LAP TIME	MPH	DIFF	TIME OF DAY
1 -	1:03.959	32.235	1:36.194	74.06	11.283	10:44:50.276
2 -	58.373	30.407	1:28.780	80.25	3.869	10:46:19.056
3 -	56.795	29.844	1:26.639	82.23	1.728	10:47:45.695
4 -	56.882	30.384	1:27.266	81.64	2.355	10:49:12.961
5 -	55.322	29.589	1:24.911 (1)	83.90		10:50:37.872
6 -	56.132	30.153	1:26.285 (3)	82.57	1.374	10:52:04.157
7 -	55.855	30.428	1:26.283 (2)	82.57	1.372	10:53:30.440

P38 78 Tim FRAMPTON		Suzuki SV650 - K66				
IDEAL LAP TIME : 1:24.683		BEST LAP TIME : 1:24.920		DIFFERENCE : 0.237		
LAP	SECTOR 1	SECTOR 2	LAP TIME	MPH	DIFF	TIME OF DAY
1 -	1:03.880	31.300	1:35.180	74.85	10.260	10:44:52.883
2 -	1:00.052	31.002	1:31.054	78.24	6.134	10:46:23.937
3 -	55.750	29.890	1:25.640 (3)	83.19	0.720	10:47:49.577
4 -	55.732	30.150	1:25.882	82.95	0.962	10:49:15.459
5 -	55.910	30.679	1:26.589	82.28	1.669	10:50:42.048
6 -	54.896	30.024	1:24.920 (1)	83.89		10:52:06.968
7 -	55.807	29.787	1:25.594 (2)	83.23	0.674	10:53:32.562

P39 137 R Colin McPHERSON		Yamaha R6 -				
IDEAL LAP TIME : 1:24.798		BEST LAP TIME : 1:24.971		DIFFERENCE : 0.173		
LAP	SECTOR 1	SECTOR 2	LAP TIME	MPH	DIFF	TIME OF DAY
1 -	1:04.735	31.762	1:36.497	73.83	11.526	10:44:52.997
2 -	58.044	30.519	1:28.563	80.44	3.592	10:46:21.560
3 -	56.711	29.547	1:26.258 (3)	82.59	1.287	10:47:47.818
4 -	56.063	30.549	1:26.612	82.25	1.641	10:49:14.430
5 -	56.366	30.215	1:26.581	82.28	1.610	10:50:41.011
6 -	55.457	29.973	1:25.430 (2)	83.39	0.459	10:52:06.441
7 -	55.630	29.341	1:24.971 (1)	83.84		10:53:31.412

P40 51 Paul BEESLEY		Yamaha R6 -				
IDEAL LAP TIME : 1:24.901		BEST LAP TIME : 1:25.214		DIFFERENCE : 0.313		
LAP	SECTOR 1	SECTOR 2	LAP TIME	MPH	DIFF	TIME OF DAY
1 -	1:04.439	32.595	1:37.034	73.42	11.820	10:44:53.092
2 -	58.449	30.842	1:29.291	79.79	4.077	10:46:22.383
3 -	56.289	29.474	1:25.763 (3)	83.07	0.549	10:47:48.146
4 -	56.114	30.374	1:26.488	82.37	1.274	10:49:14.634
5 -	55.716	29.498	1:25.214 (1)	83.60		10:50:39.848
6 -	55.427	29.837	1:25.264 (2)	83.55	0.050	10:52:05.112
7 -	55.712	30.243	1:25.955	82.88	0.741	10:53:31.067

BMCRC - MRO Championships 2023 - Rnd 4 @ Donington Park

BMCRC Thunderbike Sport & BMCRC SuperTwins

QUALIFYING - SECTOR ANALYSIS



SECTOR 1 = FL to I1, SECTOR 2 = I1 to FL, DIFF = Difference To Personal Best Lap, P = Crossed Finish Line in Pit Lane, D = Time Disallowed

P41 10		Robert BEAN		Kawasaki ZXR 750 - Mean Green Bean Motorcycles			
IDEAL LAP TIME : 1:25.229		BEST LAP TIME : 1:25.244		DIFFERENCE : 0.015			
LAP	SECTOR 1	SECTOR 2	LAP TIME	MPH	DIFF	TIME OF DAY	
1 -	1:04.717	31.899	1:36.616	73.74	11.372	10:44:51.918	
2 -	58.290	30.056	1:28.346	80.64	3.102	10:46:20.264	
3 -	56.341	30.195	1:26.536	82.33	1.292	10:47:46.800	
4 -	56.279	30.664	1:26.943	81.94	1.699	10:49:13.743	
5 -	55.853	29.897	1:25.750 (3)	83.08	0.506	10:50:39.493	
6 -	55.332	29.912	1:25.244 (1)	83.57		10:52:04.737	
7 -	55.485	30.104	1:25.589 (2)	83.24	0.345	10:53:30.326	

P42 49		Oli CHAYTOR		Yamaha R6 - PearTree Racing			
IDEAL LAP TIME : 1:27.153		BEST LAP TIME : 1:27.153		DIFFERENCE : 0.000			
LAP	SECTOR 1	SECTOR 2	LAP TIME	MPH	DIFF	TIME OF DAY	
1 -	1:02.346	32.055	1:34.401 (3)	75.47	7.248	10:44:55.050	
2 -	58.628	30.689	1:29.317 (2)	79.76	2.164	10:46:24.367	
3 -	56.784	30.369	1:27.153 (1)	81.74		10:47:51.520	
4 -	1:00.643	IN PIT	1:38.729 P	72.16	11.576	10:49:30.249	

P43 100 SUP		Craig HOWTON		Kawasaki ER6N - ME			
IDEAL LAP TIME : 1:27.839		BEST LAP TIME : 1:31.287		DIFFERENCE : 3.448			
LAP	SECTOR 1	SECTOR 2	LAP TIME	MPH	DIFF	TIME OF DAY	
1 -	56.499	34.788	1:31.287 (1)	78.04		10:45:01.038	
2 -	53.051	IN PIT	1:32.901 P	76.69	1.614	10:46:33.939	

BMCRC - MRO Championships 2023 - Rnd 4 @ Donington Park

BMCRC Thunderbike Sport & BMCRC SuperTwins

QUALIFYING - BEST SECTORS

SECTOR 1			SECTOR 2			IDEAL / BEST COMPARISON						
POS	NO	NAME	TIME	NO	NAME	TIME	POS	NO	NAME	IDEAL	BEST	DIFF
									PERFECT LAP	1:13.922		
1	65	COATES	48.021	65	COATES	25.901	1	65	COATES	1:13.922	1:14.347	0.425
2	73	KELLY	48.759	0	HILL	26.103	2	0	HILL	1:15.133	1:15.154	0.021
3	0	HILL	49.030	97	MANN	26.370	3	73	KELLY	1:15.246	1:15.530	0.284
4	97	MANN	49.214	79	O'MARA	26.378	4	97	MANN	1:15.584	1:15.904	0.320
5	79	O'MARA	49.464	73	KELLY	26.487	5	79	O'MARA	1:15.842	1:16.012	0.170
6	69	RUSSO	49.622	1	JAMISON	26.560	6	69	RUSSO	1:16.423	1:16.454	0.031
7	33	BISWELL	49.805	33	BISWELL	26.764	7	1	JAMISON	1:16.569	1:16.569	0.000
8	31	MACRAE	49.836	69	RUSSO	26.801	8	33	BISWELL	1:16.569	1:16.634	0.065
9	43	WALKEY	49.936	31	MACRAE	26.840	9	31	MACRAE	1:16.676	1:16.897	0.221
10	1	JAMISON	50.009	57	NEWMAN	26.875	10	19	BASTABLE	1:17.064	1:17.078	0.014
11	126	DAVIES	50.039	19	BASTABLE	26.917	11	43	WALKEY	1:17.069	1:17.072	0.003
12	19	BASTABLE	50.147	89	STRILLOZZI	26.940	12	126	DAVIES	1:17.124	1:17.344	0.220
13	81	MAY	50.250	151	DENYER	27.025	13	57	NEWMAN	1:17.335	1:17.335	0.000
14	57	NEWMAN	50.460	126	DAVIES	27.085	14	89	STRILLOZZI	1:17.547	1:17.547	0.000
15	89	STRILLOZZI	50.607	25	DAY	27.126	15	81	MAY	1:17.559	1:17.887	0.328
16	6	HASLER	50.765	43	WALKEY	27.133	16	151	DENYER	1:17.913	1:17.913	0.000
17	25	DAY	50.871	6	HASLER	27.294	17	25	DAY	1:17.997	1:18.017	0.020
18	151	DENYER	50.888	81	MAY	27.309	18	6	HASLER	1:18.059	1:18.200	0.141
19	58	ALLEN	50.916	58	ALLEN	27.382	19	58	ALLEN	1:18.298	1:18.298	0.000
20	22	DOWDS	51.208	99	BELLOTTI	27.556	20	22	DOWDS	1:18.824	1:19.033	0.209
21	99	BELLOTTI	51.430	22	DOWDS	27.616	21	99	BELLOTTI	1:18.986	1:19.203	0.217
22	166	BAKER	51.501	166	BAKER	27.810	22	166	BAKER	1:19.311	1:19.407	0.096
23	11	BATE	51.918	11	BATE	27.970	23	11	BATE	1:19.888	1:19.888	0.000
24	67	HARVEY	52.174	139	MARLEY	28.055	24	67	HARVEY	1:20.540	1:20.745	0.205
25	100	HOWTON	53.051	910	GOWER	28.314	25	910	GOWER	1:21.525	1:21.525	0.000
26	910	GOWER	53.211	67	HARVEY	28.366	26	139	MARLEY	1:21.852	1:22.543	0.691
27	66	SMITH	53.776	138	JARMIN	28.521	27	138	JARMIN	1:22.579	1:22.579	0.000
28	139	MARLEY	53.797	66	SMITH	28.879	28	66	SMITH	1:22.655	1:23.385	0.730
29	138	JARMIN	54.058	45	QUINCE	28.937	29	27	BELIOSSI	1:23.354	1:23.875	0.521
30	27	BELIOSSI	54.261	77	MAY	28.998	30	45	QUINCE	1:23.621	1:24.167	0.546
31	77	MAY	54.624	27	BELIOSSI	29.093	31	77	MAY	1:23.622	1:23.755	0.133
32	45	QUINCE	54.684	35	STONE	29.119	32	53	HAMMOND	1:23.916	1:23.964	0.048
33	53	HAMMOND	54.790	53	HAMMOND	29.126	33	35	STONE	1:24.265	1:24.265	0.000
34	78	FRAMPTON	54.896	137	McPHERSON	29.341	34	78	FRAMPTON	1:24.683	1:24.920	0.237
35	35	STONE	55.146	51	BEESLEY	29.474	35	137	McPHERSON	1:24.798	1:24.971	0.173
36	14	BAKER	55.322	14	BAKER	29.589	36	51	BEESLEY	1:24.901	1:25.214	0.313
37	10	BEAN	55.332	78	FRAMPTON	29.787	37	14	BAKER	1:24.911	1:24.911	0.000
38	51	BEESLEY	55.427	10	BEAN	29.897	38	10	BEAN	1:25.229	1:25.244	0.015
39	137	McPHERSON	55.457	49	CHAYTOR	30.369	39	49	CHAYTOR	1:27.153	1:27.153	0.000
40	49	CHAYTOR	56.784	100	HOWTON	34.788	40	100	HOWTON	1:27.839	1:31.287	3.448
41							41	48	WALLIS		1:18.973	
42							42	994	HOWARD		1:19.184	
43							43	606	ANDERTON		1:18.596	

BMCRC - MRO Championships 2023 - Rnd 4 @ Donington Park

BMCRC Thunderbike Sport & BMCRC SuperTwins

QUALIFYING - STATISTICS

Competitors Started 43
Planned Start 2023-06-03 @ 11:00:00.000
Actual Start 2023-06-03 @ 10:43:02.084
Finish Time 2023-06-03 @ 10:52:52.246
Track Length 1.9790mi.
Total Laps 305
Total Distance Covered 603.6155mi.

Session Fastest Lap History

NO	CL	NAME	LAP TIME	TIME OF DAY	LAP	VEHICLE
73	SUP	James KELLY	1:19.148	10:44:23.944	1	BMW F900
0		Jeremy HILL	1:18.785	10:44:24.299	1	Yamaha R6
0		Jeremy HILL	1:15.571	10:45:39.869	2	Yamaha R6
0		Jeremy HILL	1:15.154	10:46:55.022	3	Yamaha R6
65	SUP	Nikki COATES	1:14.824	10:47:05.156	3	BMW F900R
65	SUP	Nikki COATES	1:14.347	10:49:35.118	5	BMW F900R

Flag History

TYPE	TIME OF DAY
GREEN	10:43:02.084
FINISH	10:52:52.246

Flag Statistics

TYPE	COUNT	TOTAL LAPS	TOTAL TIME
Green	1	8	11:32.124
Red	0	0	0.000
Safety Car	0	0	0.000
FCY	0	0	0.000

BMCRC - MRO Championships 2023 - Rnd 4 @ Donington Park

BMCRC Thunderbike Sport & BMCRC SuperTwins

QUALIFYING - STATISTICS

CLASS :

24 Starters

Fastest Lap History

NO	NAME	LAP TIME	TIME OF DAY	LAP	VEHICLE
0	Jeremy HILL	1:18.785	10:44:24.299	1	Yamaha R6
0	Jeremy HILL	1:15.571	10:45:39.869	2	Yamaha R6
0	Jeremy HILL	1:15.154	10:46:55.022	3	Yamaha R6

BMCRC - MRO Championships 2023 - Rnd 4 @ Donington Park

BMCRC Thunderbike Sport & BMCRC SuperTwins

QUALIFYING - STATISTICS

CLASS : R

7 Starters

Fastest Lap History

NO	NAME	LAP TIME	TIME OF DAY	LAP	VEHICLE
606	Jake ANDERTON	1:19.296	10:44:26.405	1	Honda CBR600RR
606	Jake ANDERTON	1:19.265	10:45:45.670	2	Honda CBR600RR
606	Jake ANDERTON	1:18.936	10:47:04.606	3	Honda CBR600RR
89	Marco STRILLOZZI	1:18.814	10:47:11.099	3	Yamaha R6
89	Marco STRILLOZZI	1:18.509	10:48:29.608	4	Yamaha R6
89	Marco STRILLOZZI	1:18.260	10:51:06.863	6	Yamaha R6
89	Marco STRILLOZZI	1:17.996	10:52:24.859	7	Yamaha R6
89	Marco STRILLOZZI	1:17.547	10:53:42.406	8	Yamaha R6

BMCRC - MRO Championships 2023 - Rnd 4 @ Donington Park

BMCRC Thunderbike Sport & BMCRC SuperTwins

QUALIFYING - STATISTICS

CLASS : SUP

12 Starters

Fastest Lap History

NO	NAME	LAP TIME	TIME OF DAY	LAP	VEHICLE
73	James KELLY	1:19.148	10:44:23.944	1	BMW F900
73	James KELLY	1:16.416	10:45:40.360	2	BMW F900
73	James KELLY	1:15.816	10:46:56.174	3	BMW F900
65	Nikki COATES	1:14.824	10:47:05.156	3	BMW F900R
65	Nikki COATES	1:14.347	10:49:35.118	5	BMW F900R

BMCRC - MRO Championships 2023 - Rnd 4 @ Donington Park



BMCRC Thunderbike Sport & BMCRC SuperTwins

RACE 9 - GRID (7 Laps)

ROW 14				40	100	Craig HOWTON	1:31.287						
ROW 13	39	49	Oli CHAYTOR	1:27.153	38	10	Robert BEAN	1:25.244	37	51	Paul BEESLEY	1:25.214	
ROW 12	36	137	Colin McPHERSON	1:24.971	35	14	Kevin BAKER	1:24.911	34	35	Logan STONE	1:24.265	
ROW 11		33	53	Peter HAMMOND	1:23.964	32	27	Giovanni BELIOSSI	1:23.875	31	77	David MAY	1:23.755
ROW 10	30	66	Mark SMITH	1:23.385	29	138	Craig JARMIN	1:22.579	28	139	Rob MARLEY	1:22.543	
ROW 9		27	910	Harry GOWER	1:21.525	26	67	Simon HARVEY	1:20.745	25	11	Malcolm BATE	1:19.888
ROW 8	24	99	Lee BELLOTTI	1:19.203	23	994	Adrian HOWARD	1:19.184	22	22	Darren DOWDS	1:19.033	
ROW 7		21	48	Shaun WALLIS	1:18.973	20	606	Jake ANDERTON	1:18.596	19	58	Michael ALLEN	1:18.298
ROW 6	18	6	Peter HASLER	1:18.200	17	25	Harrison DAY	1:18.017	16	151	Andy DENYER	1:17.913	
ROW 5		15	81	Malvern MAY	1:17.887	14	89	Marco STRILLOZZI	1:17.547	13	126	Glynn DAVIES	1:17.344
ROW 4	12	57	Paul NEWMAN	1:17.335	11	19	Simon BASTABLE	1:17.078	10	43	Colin WALKEY	1:17.072	
ROW 3		9	31	Max MACRAE	1:16.897	8	33	Mark BISWELL	1:16.634	7	1	Adam JAMISON	1:16.569
ROW 2	6	69	Tony RUSSO	1:16.454	5	79	James O'MARA	1:16.012	4	97	Alex MANN	1:15.904	
ROW 1		3	73	James KELLY	1:15.530	2	0	Jeremy HILL	1:15.154	1	65	Nikki COATES	1:14.347
Pole													

#45, #78 & #166 - Reserves

Donington Park National: 1.9790 miles

These results are provisional until the conclusion of any judicial and technical matters.

Clerk Of Course :	Stewards :	Timekeeper : Richard Evans
-------------------	------------	----------------------------

Results can be found at www.tsl-timing.com

Printed - 10:56 Saturday, 03 June 2023



BMCRC - MRO Championships 2023 - Rnd 4 @ Donington Park



BMCRC Thunderbike Sport & BMCRC SuperTwins

RACE 9 - CLASSIFICATION

POS	NO	CL	PIC	NAME	ENTRY	LAPS	TIME	GAP	DIFF	MPH	BEST	ON
1	65	SUP	1	Nikki COATES	BMW F900R - Art of Racing	7	8:44.709			94.78	1:14.151	2
2	0		1	Jeremy HILL	Yamaha R6 - Silver Arrows Racing / LT-Info.com	7	8:48.951	4.242	4.242	94.02	1:14.711	5
3	73	SUP	2	James KELLY	BMW F900 - Meee	7	8:49.503	4.794	0.552	93.92	1:14.955	4
4	79	SUP	3	James O'MARA	BMW F900R - BRP Machining Ltd - Alton Compress	7	8:54.321	9.612	4.818	93.08	1:15.492	5
5	97		2	Alex MANN	Honda CBR600RR - Michael Jones Jeweller, Esprit	7	8:57.121	12.412	2.800	92.59	1:15.860	7
6	1		3	Adam JAMISON	Yamaha R6 - Team AJR	7	8:57.531	12.822	0.410	92.52	1:15.632	7
7	31	SUP	4	Max MACRAE	BMW F900R - MacRae Racing	7	9:04.133	19.424	6.602	91.40	1:16.252	2
8	69		4	Tony RUSSO	Yamaha R6 - Wymark Lubricants	7	9:04.176	19.467	0.043	91.39	1:16.641	2
9	33		5	Mark BISWELL	Yamaha FZR600 -	7	9:04.373	19.664	0.197	91.36	1:16.863	2
10	19	SUP	5	Simon BASTABLE	BMW F900R - WSCperformance.co.uk	7	9:04.708	19.999	0.335	91.30	1:17.035	4
11	151		6	Andy DENYER	Yamaha OW01 -	7	9:09.144	24.435	4.436	90.57	1:16.853	7
12	57		7	Paul NEWMAN	Yamaha R6 - Scarlett Racing	7	9:12.655	27.946	3.511	89.99	1:17.363	6
13	25		8	Harrison DAY	Yamaha R6 -	7	9:12.912	28.203	0.257	89.95	1:17.628	6
14	81		9	Malvern MAY	Honda CBR600RR - IMP racing	7	9:13.280	28.571	0.368	89.89	1:17.583	7
15	994	R	1	Adrian HOWARD	Suzuki GSXR 600 - Geary Roofing & Building Servio	7	9:14.489	29.780	1.209	89.69	1:17.940	7
16	48		10	Shaun WALLIS	Yamaha R6 - MBC Despatch Racing	7	9:14.646	29.937	0.157	89.67	1:17.386	6
17	58	SUP	6	Michael ALLEN	Kawasaki ER6 -	7	9:18.524	33.815	3.878	89.04	1:18.316	4
18	89	R	2	Marco STRILLOZZI	Yamaha R6 - KLUAPP.COM	7	9:21.327	36.618	2.803	88.60	1:18.502	4
19	99		11	Lee BELLOTTI	Kawasaki ZX6R - MH Equipment Ltd	7	9:21.374	36.665	0.047	88.59	1:18.430	2
20	139		12	Rob MARLEY	Honda CBR600F3 - PearTree Racing	7	9:28.611	43.902	7.237	87.46	1:19.646	4
21	11		13	Malcolm BATE	Kawasaki ZX7R - Hartjay	7	9:28.818	44.109	0.207	87.43	1:18.522	7
22	6*	SUP	7	Peter HASLER	BMW F900 - Art of Racing	7	9:29.019	44.310	0.201	87.40	1:17.975	7
23	100	SUP	8	Craig HOWTON	Kawasaki ER6N - ME	7	9:32.430	47.721	3.411	86.88	1:19.952	7
24	77		14	David MAY	Suzuki GSXR600 - Orchard Cooling / Team Silver Ar	7	9:37.466	52.757	5.036	86.12	1:20.417	7
25	910	R	3	Harry GOWER	Suzuki SV650 - RightGear Motorcycles	7	9:40.684	55.975	3.218	85.65	1:21.041	7
26	138	SUP	9	Craig JARMIN	Suzuki SV650 - SK PreP	7	9:40.786	56.077	0.102	85.63	1:21.228	7
27	67	R	4	Simon HARVEY	Suzuki SV650 -	7	9:41.685	56.976	0.899	85.50	1:21.565	7
28	51		15	Paul BEESLEY	Yamaha R6 -	7	9:51.037	1:06.328	9.352	84.15	1:22.360	7
29	14	SUP	10	Kevin BAKER	Kawasaki ER650 - Malbay Painting	7	9:56.204	1:11.495	5.167	83.42	1:23.660	3
30	35	R	5	Logan STONE	Yamaha R6 -	7	9:56.701	1:11.992	0.497	83.35	1:23.293	6
31	66		16	Mark SMITH	Yamaha R6 - IMP RACING	7	9:58.240	1:13.531	1.539	83.13	1:23.791	3
32	27	SUP	11	Giovanni BELIOSSI	BMW F900R -	7	9:59.101	1:14.392	0.861	83.01	1:23.938	2
33	10		17	Robert BEAN	Kawasaki ZXR 750 - Mean Green Bean Motorcycles	7	10:03.383	1:18.674	4.282	82.42	1:25.016	7
34	53		18	Peter HAMMOND	Suzuki SRAD -	7	10:03.706	1:18.997	0.323	82.38	1:23.557	6
35	78		19	Tim FRAMPTON	Suzuki SV650 - K66	7	10:04.682	1:19.973	0.976	82.25	1:23.868	7
36	137	R	6	Colin McPHERSON	Yamaha R6 -	6	8:48.154	1 Lap	1 Lap	80.67	1:24.888	3

NOT CLASSIFIED

DNF	126	SUP		Glynn DAVIES	BMW F900 -	4	5:08.824	3 Laps	2 Laps	91.83	1:15.544	2
DNF	43			Colin WALKEY	Kawasaki ZX6R G2 - ELP Racing	2	3:28.194	5 Laps	2 Laps	67.78		

FASTEST LAP

	65	SUP		Nikki COATES	BMW F900R - Art of Racing	2	1:14.151			96.08 mph	154.63 kph	
	0			Jeremy HILL	Yamaha R6 - Silver Arrows Racing / LT-Info.com	5	1:14.711			95.36 mph	153.47 kph	
	994	R		Adrian HOWARD	Suzuki GSXR 600 - Geary Roofing & Building Servio	7	1:17.940			91.41 mph	147.11 kph	

#6 - 10 Second penalty - Jump start.

Class SUP - 92.5% of Race Speed = 87.67 mph

Class - 92.5% of Race Speed = 86.96 mph

Class R - 92.5% of Race Speed = 82.96 mph

Weather / Track : Sunny / Dry

These results are provisional until the conclusion of any judicial and technical matters.

Race Distance: 7 Laps / 13.85 miles
Donington Park National: 1.9790 miles
Date: 03/06/2023 Start: 14:28 Finish: 14:37

Clerk Of Course :	Stewards :	Timekeeper : Richard Evans
-------------------	------------	----------------------------

Results can be found at www.tsl-timing.com

Printed - 14:42 Saturday, 03 June 2023



BMCRC - MRO Championships 2023 - Rnd 4 @ Donington Park

BMCRC Thunderbike Sport & BMCRC SuperTwins

RACE 9 - LAP CHART

LAP 1 @ 14:29:46.505

NO	BEHIND	LAP TIME
65		1:16.135
73	1.429	1:17.564
0	1.728	1:17.863
97	2.882	1:19.017
1	3.020	1:19.155
79	3.221	1:19.356
126	3.781	1:19.916
69	4.639	1:20.774
33	4.783	1:20.918
19	4.987	1:21.122
31	5.639	1:21.774
43	5.766	1:21.901
81	6.338	1:22.473
89	6.546	1:22.681
151	6.732	1:22.867
57	7.164	1:23.299
6	7.436	1:23.571
25	7.704	1:23.839
994	7.915	1:24.050
58	8.372	1:24.507
48	8.412	1:24.547
99	9.073	1:25.208
139	9.915	1:26.050
67	11.195	1:27.330
910	12.364	1:28.499
100	12.501	1:28.636
138	12.919	1:29.054
77	13.046	1:29.181
66	13.493	1:29.628
11	13.904	1:30.039
27	14.852	1:30.987
51	14.944	1:31.079
14	15.490	1:31.625
10	15.995	1:32.130
35	16.373	1:32.508
137	17.414	1:33.549
78	17.884	1:34.019
53	18.054	1:34.189

LAP 2 @ 14:31:00.656

NO	BEHIND	LAP TIME
65		1:14.151
0	2.578	1:15.001
73	2.684	1:15.406
97	4.731	1:16.000
79	4.827	1:15.757
1	4.941	1:16.072
126	5.174	1:15.544
69	7.129	1:16.641
33	7.495	1:16.863
31	7.740	1:16.252
19	7.919	1:17.083
89	11.414	1:19.019
81	11.586	1:19.399
151	11.671	1:19.090
25	11.726	1:18.173
994	12.683	1:18.919
48	12.792	1:18.531
6	12.793	1:19.508
57	12.879	1:19.866
58	13.152	1:18.931
99	13.352	1:18.430
139	15.995	1:20.231

Weather / Track : Sunny / Dry

Results can be found at www.tsl-timing.com

100	19.546	1:21.196
67	20.202	1:23.158
11	20.356	1:20.603
910	20.911	1:22.698
138	21.303	1:22.535
77	21.409	1:22.514
66	23.887	1:24.545
27	24.639	1:23.938
51	24.984	1:24.191
14	25.716	1:24.377
10	26.990	1:25.146
35	27.256	1:25.034
137	28.659	1:25.396
78	30.212	1:26.479
53	30.432	1:26.529
43	57.908	2:06.293 P

LAP 3 @ 14:32:14.948

NO	BEHIND	LAP TIME
65		1:14.292
73	3.810	1:15.418
0	4.677	1:16.391
79	6.672	1:16.137
97	6.717	1:16.278
1	6.953	1:16.304
126	7.217	1:16.335
69	9.762	1:16.925
31	10.142	1:16.694
33	10.362	1:17.159
19	10.786	1:17.159
151	15.290	1:17.911
89	15.865	1:18.743
81	16.515	1:19.221
25	16.554	1:19.120
994	16.733	1:18.342
48	17.287	1:18.786
6	17.711	1:19.210
57	17.796	1:19.209
58	18.046	1:19.186
99	18.194	1:19.134
139	21.569	1:19.866
100	25.851	1:20.597
11	26.434	1:20.370
67	28.919	1:23.009
77	29.111	1:21.994
910	29.159	1:22.540
138	29.681	1:22.670
66	33.386	1:23.791
27	34.521	1:24.174
51	34.915	1:24.223
14	35.084	1:23.660
10	37.959	1:25.261
35	38.086	1:25.122
137	39.255	1:24.888
53	40.592	1:24.452
78	40.729	1:24.809

LAP 4 @ 14:33:29.490

NO	BEHIND	LAP TIME
65		1:14.542
73	4.223	1:14.955
0	5.020	1:14.885
79	8.506	1:16.376
97	9.178	1:17.003
1	9.676	1:17.265

126	9.704	1:17.029
69	12.595	1:17.375
31	12.831	1:17.231
33	12.866	1:17.046
19	13.279	1:17.035
151	18.834	1:18.086
89	19.825	1:18.502
81	20.003	1:18.030
25	20.085	1:18.073
994	20.413	1:18.222
57	20.944	1:17.690
48	21.148	1:18.403
6	21.701	1:18.532
58	21.820	1:18.316
99	23.722	1:20.070
139	26.673	1:19.646
11	31.564	1:19.672
100	33.077	1:21.768
77	35.445	1:20.876
910	36.209	1:21.592
138	36.720	1:21.581
67	36.950	1:22.573
51	43.065	1:22.692
66	43.086	1:24.242
14	44.276	1:23.734
27	44.807	1:24.828
35	47.185	1:23.641
10	48.922	1:25.505
137	49.741	1:25.028
53	50.327	1:24.277
78	51.641	1:25.454

LAP 5 @ 14:34:44.672

NO	BEHIND	LAP TIME
65		1:15.182
73	4.259	1:15.218
0	4.549	1:14.711
79	8.816	1:15.492
97	10.849	1:16.853
1	10.938	1:16.444
31	14.470	1:16.821
69	14.763	1:17.350
19	15.545	1:17.448
33	15.625	1:17.941
151	21.033	1:17.381
25	22.945	1:18.042
81	22.978	1:18.157
57	23.596	1:17.834
994	23.701	1:18.470
48	25.326	1:19.360
89	26.494	1:21.851
58	26.575	1:19.937
6	26.752	1:20.233
99	28.031	1:19.491
139	32.142	1:20.651
11	36.290	1:19.908
100	37.967	1:20.072
77	41.743	1:21.480
910	43.176	1:22.149
138	43.435	1:21.897
67	43.923	1:22.155
51	51.335	1:23.452
66	53.307	1:25.403
14	53.467	1:24.373
27	54.122	1:24.497
35	55.561	1:23.558

LAP 6 @ 14:35:59.952

NO	BEHIND	LAP TIME
65		1:15.280
0	4.589	1:15.320
73	4.929	1:15.950
79	9.121	1:15.585
97	11.679	1:16.110
1	12.317	1:16.659
31	16.652	1:17.462
69	16.956	1:17.473
33	17.284	1:16.939
19	17.531	1:17.266
151	22.709	1:16.956
25	25.293	1:17.628
57	25.679	1:17.363
81	26.115	1:18.417
994	26.967	1:18.546
48	27.432	1:17.386
58	30.420	1:19.125
89	31.026	1:19.812
6	31.462	1:19.990
99	31.727	1:18.976
139	37.613	1:20.751
11	40.714	1:19.704
100	42.896	1:20.209
77	47.467	1:21.004
138	49.976	1:21.821
910	50.061	1:22.165
67	50.538	1:21.895
51	59.095	1:23.040
14	1:02.392	1:24.205
66	1:02.681	1:24.654
35	1:03.574	1:23.293
27	1:03.831	1:24.989
10	1:08.785	1:25.171
53	1:09.280	1:23.557
78	1:11.232	1:24.824

LAP 7 @ 14:37:15.079

NO	BEHIND	LAP TIME
65		1:15.127
137	1 Lap	1:34.184
0	4.242	1:14.780
73	4.794	1:14.992
79	9.612	1:15.618
97	12.412	1:15.860
1	12.822	1:15.632
31	19.424	1:17.899
69	19.467	1:17.638
33	19.664	1:17.507
19	19.999	1:17.595
151	24.435	1:16.853
57	27.946	1:17.394
25	28.203	1:18.037
81	28.571	1:17.583
994	29.780	1:17.940
48	29.937	1:17.632
58	33.815	1:18.522
6	34.310	1:17.975
89	36.618	1:20.719

Donington Park National: 1.9790 miles
Date: 03/06/2023 Start: 14:28 Finish: 14:37

Printed - 14:43 Saturday, 03 June 2023

BMCRC - MRO Championships 2023 - Rnd 4 @ Donington Park

BMCRC Thunderbike Sport & BMCRC SuperTwins

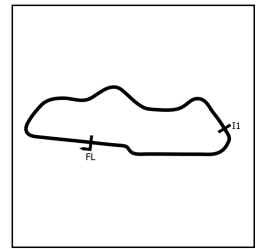
RACE 9 - POSITION CHART

No	Name	Lap Pos	Lap						
			1	2	3	4	5	6	7
65	COATES	1	65	65	65	65	65	65	65
0	HILL	2	73	0	73	73	73	0	0
73	KELLY	3	0	73	0	0	0	73	73
97	MANN	4	97	97	79	79	79	79	79
79	O'MARA	5	1	79	97	97	97	97	97
69	RUSSO	6	79	1	1	1	1	1	1
1	JAMISON	7	126	126	126	126	31	31	31
33	BISWELL	8	69	69	69	69	69	69	69
31	MACRAE	9	33	33	31	31	19	33	33
43	WALKEY	10	19	31	33	33	33	19	19
19	BASTABLE	11	31	19	19	19	151	151	151
57	NEWMAN	12	43	89	151	151	25	25	57
126	DAVIES	13	81	81	89	89	81	57	25
89	STRILLOZZI	14	89	151	81	81	57	81	81
81	MAY	15	151	25	25	25	994	994	994
151	DENYER	16	57	994	994	994	48	48	48
25	DAY	17	6	48	48	57	89	58	58
6	HASLER	18	25	6	6	48	58	89	6
58	ALLEN	19	994	57	57	6	6	6	89
48	WALLIS	20	58	58	58	58	99	99	99
994	HOWARD	21	48	99	99	99	139	139	139
99	BELLOTTI	22	99	139	139	139	11	11	11
11	BATE	23	139	100	100	11	100	100	100
67	HARVEY	24	67	67	11	100	77	77	77
910	GOWER	25	910	11	67	77	910	138	910
139	MARLEY	26	100	910	77	910	138	910	138
138	JARMIN	27	138	138	910	138	67	67	67
66	SMITH	28	77	77	138	67	51	51	51
77	MAY	29	66	66	66	51	66	14	14
27	BELIOSSI	30	11	27	27	66	14	66	35
53	HAMMOND	31	27	51	51	14	27	35	66
35	STONE	32	51	14	14	27	35	27	27
14	BAKER	33	14	10	10	35	10	10	10
137	McPHERSON	34	10	35	35	10	137	53	53
51	BEESELEY	35	35	137	137	137	53	78	78
10	BEAN	36	137	78	53	53	78	137	
100	HOWTON	37	78	53	78	78			
78	FRAMPTON	38	53	43					

BMCRC - MRO Championships 2023 - Rnd 4 @ Donington Park

BMCRC Thunderbike Sport & BMCRC SuperTwins

RACE 9 - SECTOR ANALYSIS



SECTOR 1 = FL to I1, SECTOR 2 = I1 to FL, DIFF = Difference To Personal Best Lap, P = Crossed Finish Line in Pit Lane, D = Time Disallowed

P1		65 SUP		Nikki COATES		BMW F900R - Art of Racing	
IDEAL LAP TIME : 1:14.151		BEST LAP TIME : 1:14.151		DIFFERENCE : 0.000			
LAP	SECTOR 1	SECTOR 2	LAP TIME	MPH	DIFF	TIME OF DAY	
1 -		26.200	1:16.135	93.57	1.984	14:29:46.505	
2 -	48.218	25.933	1:14.151 (1)	96.08		14:31:00.656	
3 -	48.251	26.041	1:14.292 (2)	95.90	0.141	14:32:14.948	
4 -	48.429	26.113	1:14.542 (3)	95.57	0.391	14:33:29.490	
5 -	48.805	26.377	1:15.182	94.76	1.031	14:34:44.672	
6 -	48.594	26.686	1:15.280	94.64	1.129	14:35:59.952	
7 -	48.720	26.407	1:15.127	94.83	0.976	14:37:15.079	

P2		0		Jeremy HILL		Yamaha R6 - Silver Arrows Racing / LT-Info.com	
IDEAL LAP TIME : 1:14.598		BEST LAP TIME : 1:14.711		DIFFERENCE : 0.113			
LAP	SECTOR 1	SECTOR 2	LAP TIME	MPH	DIFF	TIME OF DAY	
1 -		26.322	1:17.863	91.50	3.152	14:29:48.233	
2 -	48.604	26.397	1:15.001	94.99	0.290	14:31:03.234	
3 -	49.569	26.822	1:16.391	93.26	1.680	14:32:19.625	
4 -	48.891	25.994	1:14.885 (3)	95.14	0.174	14:33:34.510	
5 -	48.695	26.016	1:14.711 (1)	95.36		14:34:49.221	
6 -	49.028	26.292	1:15.320	94.59	0.609	14:36:04.541	
7 -	48.736	26.044	1:14.780 (2)	95.27	0.069	14:37:19.321	

P3		73 SUP		James KELLY		BMW F900 - Meee	
IDEAL LAP TIME : 1:14.897		BEST LAP TIME : 1:14.955		DIFFERENCE : 0.058			
LAP	SECTOR 1	SECTOR 2	LAP TIME	MPH	DIFF	TIME OF DAY	
1 -		26.591	1:17.564	91.85	2.609	14:29:47.934	
2 -	48.639	26.767	1:15.406	94.48	0.451	14:31:03.340	
3 -	48.926	26.492	1:15.418	94.46	0.463	14:32:18.758	
4 -	48.645	26.310	1:14.955 (1)	95.05		14:33:33.713	
5 -	48.757	26.461	1:15.218 (3)	94.71	0.263	14:34:48.931	
6 -	49.087	26.863	1:15.950	93.80	0.995	14:36:04.881	
7 -	48.734	26.258	1:14.992 (2)	95.00	0.037	14:37:19.873	

P4		79 SUP		James O'MARA		BMW F900R - BRP Machining Ltd - Alton Compressor Services	
IDEAL LAP TIME : 1:15.134		BEST LAP TIME : 1:15.492		DIFFERENCE : 0.358			
LAP	SECTOR 1	SECTOR 2	LAP TIME	MPH	DIFF	TIME OF DAY	
1 -		26.505	1:19.356	89.78	3.864	14:29:49.726	
2 -	49.191	26.566	1:15.757	94.04	0.265	14:31:05.483	
3 -	49.561	26.576	1:16.137	93.57	0.645	14:32:21.620	
4 -	50.046	26.330	1:16.376	93.28	0.884	14:33:37.996	
5 -	49.000	26.492	1:15.492 (1)	94.37		14:34:53.488	
6 -	48.962	26.623	1:15.585 (2)	94.25	0.093	14:36:09.073	
7 -	48.804	26.814	1:15.618 (3)	94.21	0.126	14:37:24.691	

P5		97		Alex MANN		Honda CBR600RR - Michael Jones Jeweller, Esprit Group, Carl	
IDEAL LAP TIME : 1:15.682		BEST LAP TIME : 1:15.860		DIFFERENCE : 0.178			
LAP	SECTOR 1	SECTOR 2	LAP TIME	MPH	DIFF	TIME OF DAY	
1 -		26.843	1:19.017	90.16	3.157	14:29:49.387	
2 -	49.213	26.787	1:16.000 (2)	93.74	0.140	14:31:05.387	
3 -	49.390	26.888	1:16.278	93.40	0.418	14:32:21.665	
4 -	50.420	26.583	1:17.003	92.52	1.143	14:33:38.668	
5 -	49.194	27.659	1:16.853	92.70	0.993	14:34:55.521	
6 -	49.533	26.577	1:16.110 (3)	93.60	0.250	14:36:11.631	
7 -	49.105	26.755	1:15.860 (1)	93.91		14:37:27.491	

BMCRC - MRO Championships 2023 - Rnd 4 @ Donington Park

BMCRC Thunderbike Sport & BMCRC SuperTwins

RACE 9 - SECTOR ANALYSIS



SECTOR 1 = FL to I1, SECTOR 2 = I1 to FL, DIFF = Difference To Personal Best Lap, P = Crossed Finish Line in Pit Lane, D = Time Disallowed

P6 1 Adam JAMISON		Yamaha R6 - Team AJR				
IDEAL LAP TIME : 1:15.587		BEST LAP TIME : 1:15.632		DIFFERENCE : 0.045		
LAP	SECTOR 1	SECTOR 2	LAP TIME	MPH	DIFF	TIME OF DAY
1 -		26.523	1:19.155	90.00	3.523	14:29:49.525
2 -	49.657	26.415	1:16.072 (2)	93.65	0.440	14:31:05.597
3 -	49.824	26.480	1:16.304 (3)	93.37	0.672	14:32:21.901
4 -	50.374	26.891	1:17.265	92.21	1.633	14:33:39.166
5 -	49.339	27.105	1:16.444	93.20	0.812	14:34:55.610
6 -	49.777	26.882	1:16.659	92.93	1.027	14:36:12.269
7 -	49.172	26.460	1:15.632 (1)	94.20		14:37:27.901

P7 31 SUP Max MACRAE		BMW F900R - MacRae Racing				
IDEAL LAP TIME : 1:16.252		BEST LAP TIME : 1:16.252		DIFFERENCE : 0.000		
LAP	SECTOR 1	SECTOR 2	LAP TIME	MPH	DIFF	TIME OF DAY
1 -		27.629	1:21.774	87.12	5.522	14:29:52.144
2 -	49.636	26.616	1:16.252 (1)	93.43		14:31:08.396
3 -	49.853	26.841	1:16.694 (2)	92.89	0.442	14:32:25.090
4 -	50.216	27.015	1:17.231	92.25	0.979	14:33:42.321
5 -	49.835	26.986	1:16.821 (3)	92.74	0.569	14:34:59.142
6 -	50.196	27.266	1:17.462	91.97	1.210	14:36:16.604
7 -	50.430	27.469	1:17.899	91.45	1.647	14:37:34.503

P8 69 Tony RUSSO		Yamaha R6 - Wymark Lubricants				
IDEAL LAP TIME : 1:16.641		BEST LAP TIME : 1:16.641		DIFFERENCE : 0.000		
LAP	SECTOR 1	SECTOR 2	LAP TIME	MPH	DIFF	TIME OF DAY
1 -		27.170	1:20.774	88.20	4.133	14:29:51.144
2 -	49.877	26.764	1:16.641 (1)	92.96		14:31:07.785
3 -	50.160	26.765	1:16.925 (2)	92.61	0.284	14:32:24.710
4 -	50.028	27.347	1:17.375	92.07	0.734	14:33:42.085
5 -	50.415	26.935	1:17.350 (3)	92.10	0.709	14:34:59.435
6 -	50.183	27.290	1:17.473	91.96	0.832	14:36:16.908
7 -	50.343	27.295	1:17.638	91.76	0.997	14:37:34.546

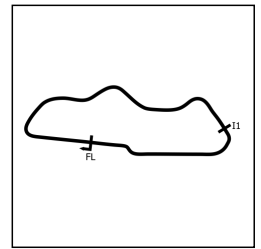
P9 33 Mark BISWELL		Yamaha FZR600 -				
IDEAL LAP TIME : 1:16.297		BEST LAP TIME : 1:16.863		DIFFERENCE : 0.566		
LAP	SECTOR 1	SECTOR 2	LAP TIME	MPH	DIFF	TIME OF DAY
1 -		27.100	1:20.918	88.04	4.055	14:29:51.288
2 -	50.109	26.754	1:16.863 (1)	92.69		14:31:08.151
3 -	50.506	26.653	1:17.159	92.33	0.296	14:32:25.310
4 -	50.122	26.924	1:17.046 (3)	92.47	0.183	14:33:42.356
5 -	50.295	27.646	1:17.941	91.41	1.078	14:35:00.297
6 -	49.644	27.295	1:16.939 (2)	92.60	0.076	14:36:17.236
7 -	50.178	27.329	1:17.507	91.92	0.644	14:37:34.743

P10 19 SUP Simon BASTABLE		BMW F900R - WSCperformance.co.uk				
IDEAL LAP TIME : 1:16.908		BEST LAP TIME : 1:17.035		DIFFERENCE : 0.127		
LAP	SECTOR 1	SECTOR 2	LAP TIME	MPH	DIFF	TIME OF DAY
1 -		27.098	1:21.122	87.82	4.087	14:29:51.492
2 -	50.184	26.899	1:17.083 (2)	92.42	0.048	14:31:08.575
3 -	50.305	26.854	1:17.159 (3)	92.33	0.124	14:32:25.734
4 -	50.308	26.727	1:17.035 (1)	92.48		14:33:42.769
5 -	50.181	27.267	1:17.448	91.99	0.413	14:35:00.217
6 -	50.264	27.002	1:17.266	92.20	0.231	14:36:17.483
7 -	50.271	27.324	1:17.595	91.81	0.560	14:37:35.078

BMCRC - MRO Championships 2023 - Rnd 4 @ Donington Park

BMCRC Thunderbike Sport & BMCRC SuperTwins

RACE 9 - SECTOR ANALYSIS



SECTOR 1 = FL to I1, SECTOR 2 = I1 to FL, DIFF = Difference To Personal Best Lap, P = Crossed Finish Line in Pit Lane, D = Time Disallowed

P11 151		Andy DENYER		Yamaha OW01 -			
IDEAL LAP TIME : 1:16.819		BEST LAP TIME : 1:16.853		DIFFERENCE : 0.034			
LAP	SECTOR 1	SECTOR 2	LAP TIME	MPH	DIFF	TIME OF DAY	
1 -		27.529	1:22.867	85.97	6.014	14:29:53.237	
2 -	51.375	27.715	1:19.090	90.08	2.237	14:31:12.327	
3 -	50.997	26.914	1:17.911	91.44	1.058	14:32:30.238	
4 -	51.293	26.793	1:18.086	91.24	1.233	14:33:48.324	
5 -	50.617	26.764	1:17.381 (3)	92.07	0.528	14:35:05.705	
6 -	50.055	26.901	1:16.956 (2)	92.58	0.103	14:36:22.661	
7 -	50.083	26.770	1:16.853 (1)	92.70		14:37:39.514	

P12 57		Paul NEWMAN		Yamaha R6 - Scarlett Racing			
IDEAL LAP TIME : 1:16.956		BEST LAP TIME : 1:17.363		DIFFERENCE : 0.407			
LAP	SECTOR 1	SECTOR 2	LAP TIME	MPH	DIFF	TIME OF DAY	
1 -		27.396	1:23.299	85.53	5.936	14:29:53.669	
2 -	51.261	28.605	1:19.866	89.20	2.503	14:31:13.535	
3 -	51.838	27.371	1:19.209	89.94	1.846	14:32:32.744	
4 -	50.590	27.100	1:17.690 (3)	91.70	0.327	14:33:50.434	
5 -	50.355	27.479	1:17.834	91.53	0.471	14:35:08.268	
6 -	50.762	26.601	1:17.363 (1)	92.09		14:36:25.631	
7 -	50.438	26.956	1:17.394 (2)	92.05	0.031	14:37:43.025	

P13 25		Harrison DAY		Yamaha R6 -			
IDEAL LAP TIME : 1:17.402		BEST LAP TIME : 1:17.628		DIFFERENCE : 0.226			
LAP	SECTOR 1	SECTOR 2	LAP TIME	MPH	DIFF	TIME OF DAY	
1 -		27.683	1:23.839	84.98	6.211	14:29:54.209	
2 -	51.091	27.082	1:18.173	91.13	0.545	14:31:12.382	
3 -	51.916	27.204	1:19.120	90.04	1.492	14:32:31.502	
4 -	51.053	27.020	1:18.073	91.25	0.445	14:33:49.575	
5 -	50.893	27.149	1:18.042 (3)	91.29	0.414	14:35:07.617	
6 -	50.715	26.913	1:17.628 (1)	91.77		14:36:25.245	
7 -	50.489	27.548	1:18.037 (2)	91.29	0.409	14:37:43.282	

P14 81		Malvern MAY		Honda CBR600RR - IMP racing			
IDEAL LAP TIME : 1:17.303		BEST LAP TIME : 1:17.583		DIFFERENCE : 0.280			
LAP	SECTOR 1	SECTOR 2	LAP TIME	MPH	DIFF	TIME OF DAY	
1 -		27.534	1:22.473	86.38	4.890	14:29:52.843	
2 -	51.363	28.036	1:19.399	89.73	1.816	14:31:12.242	
3 -	51.789	27.432	1:19.221	89.93	1.638	14:32:31.463	
4 -	50.889	27.141	1:18.030 (2)	91.30	0.447	14:33:49.493	
5 -	50.767	27.390	1:18.157 (3)	91.15	0.574	14:35:07.650	
6 -	51.113	27.304	1:18.417	90.85	0.834	14:36:26.067	
7 -	50.162	27.421	1:17.583 (1)	91.83		14:37:43.650	

P15 994 R		Adrian HOWARD		Suzuki GSXR 600 - Geary Roofing & Building Services			
IDEAL LAP TIME : 1:17.926		BEST LAP TIME : 1:17.940		DIFFERENCE : 0.014			
LAP	SECTOR 1	SECTOR 2	LAP TIME	MPH	DIFF	TIME OF DAY	
1 -		27.584	1:24.050	84.76	6.110	14:29:54.420	
2 -	51.356	27.563	1:18.919	90.27	0.979	14:31:13.339	
3 -	51.077	27.265	1:18.342 (3)	90.94	0.402	14:32:31.681	
4 -	51.060	27.162	1:18.222 (2)	91.08	0.282	14:33:49.903	
5 -	50.959	27.511	1:18.470	90.79	0.530	14:35:08.373	
6 -	50.955	27.591	1:18.546	90.70	0.606	14:36:26.919	
7 -	50.764	27.176	1:17.940 (1)	91.41		14:37:44.859	

BMCRC - MRO Championships 2023 - Rnd 4 @ Donington Park

BMCRC Thunderbike Sport & BMCRC SuperTwins

RACE 9 - SECTOR ANALYSIS



SECTOR 1 = FL to I1, SECTOR 2 = I1 to FL, DIFF = Difference To Personal Best Lap, P = Crossed Finish Line in Pit Lane, D = Time Disallowed

P16 48		Shaun WALLIS		Yamaha R6 - MBC Despatch Racing		
IDEAL LAP TIME :		BEST LAP TIME : 1:17.386		DIFFERENCE :		
LAP	SECTOR 1	SECTOR 2	LAP TIME	MPH	DIFF	TIME OF DAY
1 -			1:24.547	84.26	7.161	14:29:54.917
2 -			1:18.531	90.72	1.145	14:31:13.448
3 -			1:18.786	90.43	1.400	14:32:32.235
4 -			1:18.403 (3)	90.87	1.017	14:33:50.638
5 -			1:19.360	89.77	1.974	14:35:09.998
6 -			1:17.386 (1)	92.06		14:36:27.384
7 -			1:17.632 (2)	91.77	0.246	14:37:45.016

P17 58 SUP		Michael ALLEN		Kawasaki ER6 -		
IDEAL LAP TIME : 1:18.182		BEST LAP TIME : 1:18.316		DIFFERENCE : 0.134		
LAP	SECTOR 1	SECTOR 2	LAP TIME	MPH	DIFF	TIME OF DAY
1 -		27.871	1:24.507	84.30	6.191	14:29:54.877
2 -	51.447	27.484	1:18.931 (3)	90.26	0.615	14:31:13.808
3 -	51.319	27.867	1:19.186	89.97	0.870	14:32:32.994
4 -	51.171	27.145	1:18.316 (1)	90.97		14:33:51.310
5 -	51.416	28.521	1:19.937	89.12	1.621	14:35:11.247
6 -	51.667	27.458	1:19.125	90.04	0.809	14:36:30.372
7 -	51.037	27.485	1:18.522 (2)	90.73	0.206	14:37:48.894

P18 89 R		Marco STRILLOZZI		Yamaha R6 - KLUAPP.COM		
IDEAL LAP TIME : 1:18.115		BEST LAP TIME : 1:18.502		DIFFERENCE : 0.387		
LAP	SECTOR 1	SECTOR 2	LAP TIME	MPH	DIFF	TIME OF DAY
1 -		27.349	1:22.681	86.17	4.179	14:29:53.051
2 -	51.459	27.560	1:19.019 (3)	90.16	0.517	14:31:12.070
3 -	51.718	27.025	1:18.743 (2)	90.47	0.241	14:32:30.813
4 -	51.090	27.412	1:18.502 (1)	90.75		14:33:49.315
5 -	53.326	28.525	1:21.851	87.04	3.349	14:35:11.166
6 -	51.783	28.029	1:19.812	89.26	1.310	14:36:30.978
7 -	52.597	28.122	1:20.719	88.26	2.217	14:37:51.697

P19 99		Lee BELLOTTI		Kawasaki ZX6R - MH Equipment Ltd		
IDEAL LAP TIME : 1:18.430		BEST LAP TIME : 1:18.430		DIFFERENCE : 0.000		
LAP	SECTOR 1	SECTOR 2	LAP TIME	MPH	DIFF	TIME OF DAY
1 -		27.546	1:25.208	83.61	6.778	14:29:55.578
2 -	51.239	27.191	1:18.430 (1)	90.84		14:31:14.008
3 -	51.653	27.481	1:19.134 (3)	90.03	0.704	14:32:33.142
4 -	52.163	27.907	1:20.070	88.98	1.640	14:33:53.212
5 -	51.959	27.532	1:19.491	89.62	1.061	14:35:12.703
6 -	51.255	27.721	1:18.976 (2)	90.21	0.546	14:36:31.679
7 -	52.142	27.923	1:20.065	88.98	1.635	14:37:51.744

P20 139		Rob MARLEY		Honda CBR600F3 - PearTree Racing		
IDEAL LAP TIME : 1:19.601		BEST LAP TIME : 1:19.646		DIFFERENCE : 0.045		
LAP	SECTOR 1	SECTOR 2	LAP TIME	MPH	DIFF	TIME OF DAY
1 -		28.008	1:26.050	82.79	6.404	14:29:56.420
2 -	52.670	27.561	1:20.231 (3)	88.80	0.585	14:31:16.651
3 -	52.528	27.338	1:19.866 (2)	89.20	0.220	14:32:36.517
4 -	52.263	27.383	1:19.646 (1)	89.45		14:33:56.163
5 -	52.882	27.769	1:20.651	88.33	1.005	14:35:16.814
6 -	53.105	27.646	1:20.751	88.22	1.105	14:36:37.565
7 -	52.982	28.434	1:21.416	87.50	1.770	14:37:58.981

BMCRC - MRO Championships 2023 - Rnd 4 @ Donington Park

BMCRC Thunderbike Sport & BMCRC SuperTwins

RACE 9 - SECTOR ANALYSIS



SECTOR 1 = FL to I1, SECTOR 2 = I1 to FL, DIFF = Difference To Personal Best Lap, P = Crossed Finish Line in Pit Lane, D = Time Disallowed

P21 11		Malcolm BATE		Kawasaki ZX7R - Hartjay			
IDEAL LAP TIME : 1:18.522		BEST LAP TIME : 1:18.522		DIFFERENCE : 0.000			
LAP	SECTOR 1	SECTOR 2	LAP TIME	MPH	DIFF	TIME OF DAY	
1 -		28.921	1:30.039	79.12	11.517	14:30:00.409	
2 -	52.902	27.701	1:20.603	88.39	2.081	14:31:21.012	
3 -	51.727	28.643	1:20.370	88.64	1.848	14:32:41.382	
4 -	52.105	27.567	1:19.672 (2)	89.42	1.150	14:34:01.054	
5 -	51.961	27.947	1:19.908	89.16	1.386	14:35:20.962	
6 -	52.063	27.641	1:19.704 (3)	89.38	1.182	14:36:40.666	
7 -	51.175	27.347	1:18.522 (1)	90.73		14:37:59.188	

P22 6 SUP		Peter HASLER		BMW F900 - Art of Racing			
IDEAL LAP TIME : 1:17.975		BEST LAP TIME : 1:17.975		DIFFERENCE : 0.000			
LAP	SECTOR 1	SECTOR 2	LAP TIME	MPH	DIFF	TIME OF DAY	
1 -		28.041	1:23.571	85.25	5.596	14:29:53.941	
2 -	51.536	27.972	1:19.508	89.60	1.533	14:31:13.449	
3 -	51.302	27.908	1:19.210 (3)	89.94	1.235	14:32:32.659	
4 -	51.088	27.444	1:18.532 (2)	90.72	0.557	14:33:51.191	
5 -	51.736	28.497	1:20.233	88.79	2.258	14:35:11.424	
6 -	51.868	28.122	1:19.990	89.06	2.015	14:36:31.414	
7 -	50.797	27.178	1:17.975 (1)	91.37		14:37:49.389	

P23 100 SUP		Craig HOWTON		Kawasaki ER6N - ME			
IDEAL LAP TIME : 1:19.772		BEST LAP TIME : 1:19.952		DIFFERENCE : 0.180			
LAP	SECTOR 1	SECTOR 2	LAP TIME	MPH	DIFF	TIME OF DAY	
1 -		28.873	1:28.636	80.38	8.684	14:29:59.006	
2 -	52.641	28.555	1:21.196	87.74	1.244	14:31:20.202	
3 -	52.303	28.294	1:20.597	88.39	0.645	14:32:40.799	
4 -	52.262	29.506	1:21.768	87.13	1.816	14:34:02.567	
5 -	51.487	28.585	1:20.072 (2)	88.97	0.120	14:35:22.639	
6 -	51.684	28.525	1:20.209 (3)	88.82	0.257	14:36:42.848	
7 -	51.667	28.285	1:19.952 (1)	89.11		14:38:02.800	

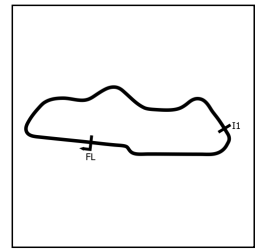
P24 77		David MAY		Suzuki GSXR600 - Orchard Cooling / Team Silver Arrows			
IDEAL LAP TIME : 1:20.363		BEST LAP TIME : 1:20.417		DIFFERENCE : 0.054			
LAP	SECTOR 1	SECTOR 2	LAP TIME	MPH	DIFF	TIME OF DAY	
1 -		28.515	1:29.181	79.88	8.764	14:29:59.551	
2 -	54.699	27.815	1:22.514	86.34	2.097	14:31:22.065	
3 -	53.167	28.827	1:21.994	86.89	1.577	14:32:44.059	
4 -	53.021	27.855	1:20.876 (2)	88.09	0.459	14:34:04.935	
5 -	52.871	28.609	1:21.480	87.44	1.063	14:35:26.415	
6 -	52.921	28.083	1:21.004 (3)	87.95	0.587	14:36:47.419	
7 -	52.548	27.869	1:20.417 (1)	88.59		14:38:07.836	

P25 910 R		Harry GOWER		Suzuki SV650 - RightGear Motorcycles			
IDEAL LAP TIME : 1:21.041		BEST LAP TIME : 1:21.041		DIFFERENCE : 0.000			
LAP	SECTOR 1	SECTOR 2	LAP TIME	MPH	DIFF	TIME OF DAY	
1 -		28.910	1:28.499	80.50	7.458	14:29:58.869	
2 -	54.106	28.592	1:22.698	86.15	1.657	14:31:21.567	
3 -	53.311	29.229	1:22.540	86.31	1.499	14:32:44.107	
4 -	53.504	28.088	1:21.592 (2)	87.32	0.551	14:34:05.699	
5 -	53.215	28.934	1:22.149 (3)	86.72	1.108	14:35:27.848	
6 -	54.035	28.130	1:22.165	86.71	1.124	14:36:50.013	
7 -	53.172	27.869	1:21.041 (1)	87.91		14:38:11.054	

BMCRC - MRO Championships 2023 - Rnd 4 @ Donington Park

BMCRC Thunderbike Sport & BMCRC SuperTwins

RACE 9 - SECTOR ANALYSIS



SECTOR 1 = FL to I1, SECTOR 2 = I1 to FL, DIFF = Difference To Personal Best Lap, P = Crossed Finish Line in Pit Lane, D = Time Disallowed

P26 138 SUP		Craig JARMIN		Suzuki SV650 - SK PreP		
IDEAL LAP TIME : 1:21.029		BEST LAP TIME : 1:21.228		DIFFERENCE : 0.199		
LAP	SECTOR 1	SECTOR 2	LAP TIME	MPH	DIFF	TIME OF DAY
1 -		29.261	1:29.054	80.00	7.826	14:29:59.424
2 -	54.376	28.159	1:22.535	86.32	1.307	14:31:21.959
3 -	53.679	28.991	1:22.670	86.18	1.442	14:32:44.629
4 -	53.363	28.218	1:21.581 (2)	87.33	0.353	14:34:06.210
5 -	53.163	28.734	1:21.897	86.99	0.669	14:35:28.107
6 -	53.592	28.229	1:21.821 (3)	87.07	0.593	14:36:49.928
7 -	52.870	28.358	1:21.228 (1)	87.71		14:38:11.156

P27 67 R		Simon HARVEY		Suzuki SV650 -		
IDEAL LAP TIME : 1:21.122		BEST LAP TIME : 1:21.565		DIFFERENCE : 0.443		
LAP	SECTOR 1	SECTOR 2	LAP TIME	MPH	DIFF	TIME OF DAY
1 -		28.646	1:27.330	81.58	5.765	14:29:57.700
2 -	54.285	28.873	1:23.158	85.67	1.593	14:31:20.858
3 -	53.893	29.116	1:23.009	85.82	1.444	14:32:43.867
4 -	54.324	28.249	1:22.573	86.28	1.008	14:34:06.440
5 -	53.478	28.677	1:22.155 (3)	86.72	0.590	14:35:28.595
6 -	53.497	28.398	1:21.895 (2)	86.99	0.330	14:36:50.490
7 -	52.873	28.692	1:21.565 (1)	87.34		14:38:12.055

P28 51		Paul BEESLEY		Yamaha R6 -		
IDEAL LAP TIME : 1:22.183		BEST LAP TIME : 1:22.360		DIFFERENCE : 0.177		
LAP	SECTOR 1	SECTOR 2	LAP TIME	MPH	DIFF	TIME OF DAY
1 -		29.326	1:31.079	78.22	8.719	14:30:01.449
2 -	55.238	28.953	1:24.191	84.62	1.831	14:31:25.640
3 -	54.859	29.364	1:24.223	84.59	1.863	14:32:49.863
4 -	53.949	28.743	1:22.692 (2)	86.15	0.332	14:34:12.555
5 -	53.530	29.922	1:23.452	85.37	1.092	14:35:36.007
6 -	54.370	28.670	1:23.040 (3)	85.79	0.680	14:36:59.047
7 -	53.707	28.653	1:22.360 (1)	86.50		14:38:21.407

P29 14 SUP		Kevin BAKER		Kawasaki ER650 - Malbay Painting		
IDEAL LAP TIME : 1:22.931		BEST LAP TIME : 1:23.660		DIFFERENCE : 0.729		
LAP	SECTOR 1	SECTOR 2	LAP TIME	MPH	DIFF	TIME OF DAY
1 -		29.431	1:31.625	77.75	7.965	14:30:01.995
2 -	55.890	28.487	1:24.377	84.43	0.717	14:31:26.372
3 -	55.218	28.442	1:23.660 (1)	85.16		14:32:50.032
4 -	55.372	28.362	1:23.734 (2)	85.08	0.074	14:34:13.766
5 -	54.569	29.804	1:24.373	84.44	0.713	14:35:38.139
6 -	55.142	29.063	1:24.205 (3)	84.61	0.545	14:37:02.344
7 -	55.016	29.214	1:24.230	84.58	0.570	14:38:26.574

P30 35 R		Logan STONE		Yamaha R6 -		
IDEAL LAP TIME : 1:23.045		BEST LAP TIME : 1:23.293		DIFFERENCE : 0.248		
LAP	SECTOR 1	SECTOR 2	LAP TIME	MPH	DIFF	TIME OF DAY
1 -		29.353	1:32.508	77.01	9.215	14:30:02.878
2 -	55.924	29.110	1:25.034	83.78	1.741	14:31:27.912
3 -	55.811	29.311	1:25.122	83.69	1.829	14:32:53.034
4 -	54.968	28.673	1:23.641	85.18	0.348	14:34:16.675
5 -	54.443	29.115	1:23.558 (3)	85.26	0.265	14:35:40.233
6 -	54.400	28.893	1:23.293 (1)	85.53		14:37:03.526
7 -	54.372	29.173	1:23.545 (2)	85.27	0.252	14:38:27.071

BMCRC - MRO Championships 2023 - Rnd 4 @ Donington Park

BMCRC Thunderbike Sport & BMCRC SuperTwins

RACE 9 - SECTOR ANALYSIS



SECTOR 1 = FL to I1, SECTOR 2 = I1 to FL, DIFF = Difference To Personal Best Lap, P = Crossed Finish Line in Pit Lane, D = Time Disallowed

P31 66		Mark SMITH		Yamaha R6 - IMP RACING			
IDEAL LAP TIME : 1:23.380		BEST LAP TIME : 1:23.791		DIFFERENCE : 0.411			
LAP	SECTOR 1	SECTOR 2	LAP TIME	MPH	DIFF	TIME OF DAY	
1 -		29.316	1:29.628	79.49	5.837	14:29:59.998	
2 -	55.408	29.137	1:24.545 (3)	84.27	0.754	14:31:24.543	
3 -	55.229	28.562	1:23.791 (1)	85.02		14:32:48.334	
4 -	54.818	29.424	1:24.242 (2)	84.57	0.451	14:34:12.576	
5 -	55.484	29.919	1:25.403	83.42	1.612	14:35:37.979	
6 -	55.615	29.039	1:24.654	84.16	0.863	14:37:02.633	
7 -	56.326	29.651	1:25.977	82.86	2.186	14:38:28.610	

P32 27 SUP		Giovanni BELIOSSI		BMW F900R -			
IDEAL LAP TIME : 1:23.800		BEST LAP TIME : 1:23.938		DIFFERENCE : 0.138			
LAP	SECTOR 1	SECTOR 2	LAP TIME	MPH	DIFF	TIME OF DAY	
1 -		29.707	1:30.987	78.30	7.049	14:30:01.357	
2 -	54.600	29.338	1:23.938 (1)	84.87		14:31:25.295	
3 -	54.839	29.335	1:24.174 (2)	84.64	0.236	14:32:49.469	
4 -	55.494	29.334	1:24.828	83.98	0.890	14:34:14.297	
5 -	54.466	30.031	1:24.497 (3)	84.31	0.559	14:35:38.794	
6 -	55.319	29.670	1:24.989	83.83	1.051	14:37:03.783	
7 -	55.574	30.114	1:25.688	83.14	1.750	14:38:29.471	

P33 10		Robert BEAN		Kawasaki ZXR 750 - Mean Green Bean Motorcycles			
IDEAL LAP TIME : 1:24.559		BEST LAP TIME : 1:25.016		DIFFERENCE : 0.457			
LAP	SECTOR 1	SECTOR 2	LAP TIME	MPH	DIFF	TIME OF DAY	
1 -		29.579	1:32.130	77.33	7.114	14:30:02.500	
2 -	55.923	29.223	1:25.146 (2)	83.67	0.130	14:31:27.646	
3 -	55.693	29.568	1:25.261	83.56	0.245	14:32:52.907	
4 -	56.137	29.368	1:25.505	83.32	0.489	14:34:18.412	
5 -	55.336	29.818	1:25.154 (3)	83.66	0.138	14:35:43.566	
6 -	55.769	29.402	1:25.171	83.65	0.155	14:37:08.737	
7 -	55.584	29.432	1:25.016 (1)	83.80		14:38:33.753	

P34 53		Peter HAMMOND		Suzuki SRAD -			
IDEAL LAP TIME : 1:23.557		BEST LAP TIME : 1:23.557		DIFFERENCE : 0.000			
LAP	SECTOR 1	SECTOR 2	LAP TIME	MPH	DIFF	TIME OF DAY	
1 -		29.953	1:34.189	75.64	10.632	14:30:04.559	
2 -	57.255	29.274	1:26.529	82.33	2.972	14:31:31.088	
3 -	55.275	29.177	1:24.452 (3)	84.36	0.895	14:32:55.540	
4 -	55.164	29.113	1:24.277 (2)	84.53	0.720	14:34:19.817	
5 -	55.479	30.379	1:25.858	82.98	2.301	14:35:45.675	
6 -	54.672	28.885	1:23.557 (1)	85.26		14:37:09.232	
7 -	55.679	29.165	1:24.844	83.97	1.287	14:38:34.076	

P35 78		Tim FRAMPTON		Suzuki SV650 - K66			
IDEAL LAP TIME : 1:23.868		BEST LAP TIME : 1:23.868		DIFFERENCE : 0.000			
LAP	SECTOR 1	SECTOR 2	LAP TIME	MPH	DIFF	TIME OF DAY	
1 -		30.591	1:34.019	75.77	10.151	14:30:04.389	
2 -	56.919	29.560	1:26.479	82.38	2.611	14:31:30.868	
3 -	55.125	29.684	1:24.809 (2)	84.00	0.941	14:32:55.677	
4 -	56.240	29.214	1:25.454	83.37	1.586	14:34:21.131	
5 -	54.860	30.369	1:25.229	83.59	1.361	14:35:46.360	
6 -	55.151	29.673	1:24.824 (3)	83.99	0.956	14:37:11.184	
7 -	54.739	29.129	1:23.868 (1)	84.95		14:38:35.052	

BMCRC - MRO Championships 2023 - Rnd 4 @ Donington Park

BMCRC Thunderbike Sport & BMCRC SuperTwins

RACE 9 - SECTOR ANALYSIS



SECTOR 1 = FL to I1, SECTOR 2 = I1 to FL, DIFF = Difference To Personal Best Lap, P = Crossed Finish Line in Pit Lane, D = Time Disallowed

P36 137 R		Colin McPHERSON		Yamaha R6 -		
IDEAL LAP TIME : 1:24.502		BEST LAP TIME : 1:24.888		DIFFERENCE : 0.386		
LAP	SECTOR 1	SECTOR 2	LAP TIME	MPH	DIFF	TIME OF DAY
1 -		29.615	1:33.549	76.15	8.661	14:30:03.919
2 -	56.195	29.201	1:25.396	83.43	0.508	14:31:29.315
3 -	55.889	28.999	1:24.888 (1)	83.92		14:32:54.203
4 -	56.133	28.895	1:25.028 (2)	83.79	0.140	14:34:19.231
5 -	55.676	29.433	1:25.109 (3)	83.71	0.221	14:35:44.340
6 -	55.607	38.577	1:34.184	75.64	9.296	14:37:18.524

P37 126 SUP		Glynn DAVIES		BMW F900 -		
IDEAL LAP TIME : 1:15.288		BEST LAP TIME : 1:15.544		DIFFERENCE : 0.256		
LAP	SECTOR 1	SECTOR 2	LAP TIME	MPH	DIFF	TIME OF DAY
1 -		26.872	1:19.916	89.15	4.372	14:29:50.286
2 -	49.103	26.441	1:15.544 (1)	94.31		14:31:05.830
3 -	49.770	26.565	1:16.335 (2)	93.33	0.791	14:32:22.165
4 -	50.217	26.812	1:17.029 (3)	92.49	1.485	14:33:39.194

P38 43		Colin WALKEY		Kawasaki ZX6R G2 - ELP Racing		
IDEAL LAP TIME : 1:37.902		BEST LAP TIME :		DIFFERENCE :		
LAP	SECTOR 1	SECTOR 2	LAP TIME	MPH	DIFF	TIME OF DAY
1 -		27.503	1:21.901	86.99		14:29:52.271
2 -	1:10.399	IN PIT	2:06.293 P	56.41		14:31:58.564

BMCRC - MRO Championships 2023 - Rnd 4 @ Donington Park

BMCRC Thunderbike Sport & BMCRC SuperTwins

RACE 9 - BEST SECTORS

SECTOR 1			SECTOR 2			IDEAL / BEST COMPARISON						
POS	NO	NAME	TIME	NO	NAME	TIME	POS	NO	NAME	IDEAL	BEST	DIFF
									PERFECT LAP	1:14.151		
1	65	COATES	48.218	65	COATES	25.933	1	65	COATES	1:14.151	1:14.151	0.000
2	0	HILL	48.604	0	HILL	25.994	2	0	HILL	1:14.598	1:14.711	0.113
3	73	KELLY	48.639	73	KELLY	26.258	3	73	KELLY	1:14.897	1:14.955	0.058
4	79	O'MARA	48.804	79	O'MARA	26.330	4	79	O'MARA	1:15.134	1:15.492	0.358
5	126	DAVIES	48.847	1	JAMISON	26.415	5	126	DAVIES	1:15.288	1:15.544	0.256
6	97	MANN	49.105	126	DAVIES	26.441	6	1	JAMISON	1:15.587	1:15.632	0.045
7	1	JAMISON	49.172	97	MANN	26.577	7	97	MANN	1:15.682	1:15.860	0.178
8	31	MACRAE	49.636	57	NEWMAN	26.601	8	31	MACRAE	1:16.252	1:16.252	0.000
9	33	BISWELL	49.644	31	MACRAE	26.616	9	33	BISWELL	1:16.297	1:16.863	0.566
10	69	RUSSO	49.877	33	BISWELL	26.653	10	69	RUSSO	1:16.641	1:16.641	0.000
11	151	DENYER	50.055	19	BASTABLE	26.727	11	151	DENYER	1:16.819	1:16.853	0.034
12	81	MAY	50.162	69	RUSSO	26.764	12	19	BASTABLE	1:16.908	1:17.035	0.127
13	19	BASTABLE	50.181	151	DENYER	26.764	13	57	NEWMAN	1:16.956	1:17.363	0.407
14	57	NEWMAN	50.355	25	DAY	26.913	14	81	MAY	1:17.303	1:17.583	0.280
15	25	DAY	50.489	89	STRILLOZZI	27.025	15	25	DAY	1:17.402	1:17.628	0.226
16	994	HOWARD	50.764	81	MAY	27.141	16	994	HOWARD	1:17.926	1:17.940	0.014
17	6	HASLER	50.797	58	ALLEN	27.145	17	6	HASLER	1:17.975	1:17.975	0.000
18	58	ALLEN	51.037	994	HOWARD	27.162	18	89	STRILLOZZI	1:18.115	1:18.502	0.387
19	89	STRILLOZZI	51.090	6	HASLER	27.178	19	58	ALLEN	1:18.182	1:18.316	0.134
20	11	BATE	51.175	99	BELLOTTI	27.191	20	99	BELLOTTI	1:18.430	1:18.430	0.000
21	99	BELLOTTI	51.239	139	MARLEY	27.338	21	11	BATE	1:18.522	1:18.522	0.000
22	100	HOWTON	51.487	11	BATE	27.347	22	139	MARLEY	1:19.601	1:19.646	0.045
23	139	MARLEY	52.263	43	WALKEY	27.503	23	100	HOWTON	1:19.772	1:19.952	0.180
24	77	MAY	52.548	77	MAY	27.815	24	77	MAY	1:20.363	1:20.417	0.054
25	138	JARMIN	52.870	910	GOWER	27.869	25	138	JARMIN	1:21.029	1:21.228	0.199
26	67	HARVEY	52.873	138	JARMIN	28.159	26	910	GOWER	1:21.041	1:21.041	0.000
27	910	GOWER	53.172	67	HARVEY	28.249	27	67	HARVEY	1:21.122	1:21.565	0.443
28	51	BEESLEY	53.530	100	HOWTON	28.285	28	51	BEESLEY	1:22.183	1:22.360	0.177
29	35	STONE	54.372	14	BAKER	28.362	29	14	BAKER	1:22.931	1:23.660	0.729
30	27	BELIOSSI	54.466	66	SMITH	28.562	30	35	STONE	1:23.045	1:23.293	0.248
31	14	BAKER	54.569	51	BEESLEY	28.653	31	66	SMITH	1:23.380	1:23.791	0.411
32	53	HAMMOND	54.672	35	STONE	28.673	32	53	HAMMOND	1:23.557	1:23.557	0.000
33	78	FRAMPTON	54.739	53	HAMMOND	28.885	33	27	BELIOSSI	1:23.800	1:23.938	0.138
34	66	SMITH	54.818	137	McPHERSON	28.895	34	78	FRAMPTON	1:23.868	1:23.868	0.000
35	10	BEAN	55.336	78	FRAMPTON	29.129	35	137	McPHERSON	1:24.502	1:24.888	0.386
36	137	McPHERSON	55.607	10	BEAN	29.223	36	10	BEAN	1:24.559	1:25.016	0.457
37	43	WALKEY	1:10.399	27	BELIOSSI	29.334	37	43	WALKEY	1:37.902		
38							38	48	WALLIS		1:17.386	

BMCRC - MRO Championships 2023 - Rnd 4 @ Donington Park

BMCRC Thunderbike Sport & BMCRC SuperTwins

RACE 9 - STATISTICS

Competitors Started 38
Planned Start 2023-06-03 @ 14:15:00.000
Actual Start 2023-06-03 @ 14:28:30.370
Finish Time 2023-06-03 @ 14:37:15.078
Track Length 1.9790mi.
Total Laps 257
Total Distance Covered 508.6202mi.

Session Fastest Lap History

NO	CL	NAME	LAP TIME	TIME OF DAY	LAP	VEHICLE
65	SUP	Nikki COATES	1:14.151	14:31:00.680	2	BMW F900R

Session Leader History

NO	CL	NAME	FROM LAP	LAPS LED	DISTANCE	VEHICLE
65	SUP	Nikki COATES	1	7	13.81 miles	BMW F900R

Flag History

TYPE	TIME OF DAY
GREEN	14:28:30.370
FINISH	14:37:15.078

Flag Statistics

TYPE	COUNT	TOTAL LAPS	TOTAL TIME
Green	1	7	10:14.881
Red	0	0	0.000
Safety Car	0	0	0.000
FCY	0	0	0.000

BMCRC - MRO Championships 2023 - Rnd 4 @ Donington Park

BMCRC Thunderbike Sport & BMCRC SuperTwins

RACE 9 - STATISTICS

CLASS :

20 Starters

Fastest Lap History

NO	NAME	LAP TIME	TIME OF DAY	LAP	VEHICLE
0	Jeremy HILL	1:15.001	14:31:03.247	2	Yamaha R6
0	Jeremy HILL	1:14.885	14:33:34.525	4	Yamaha R6
0	Jeremy HILL	1:14.711	14:34:49.235	5	Yamaha R6

Leader History

NO	NAME	FROM LAP	LAPS LED	DISTANCE	VEHICLE
0	Jeremy HILL	1	7	13.81 miles	Yamaha R6

BMCRC - MRO Championships 2023 - Rnd 4 @ Donington Park

BMCRC Thunderbike Sport & BMCRC SuperTwins

RACE 9 - STATISTICS

CLASS : R

6 Starters

Fastest Lap History

NO	NAME	LAP TIME	TIME OF DAY	LAP	VEHICLE
89	Marco STRILLOZZI	1:19.019	14:31:12.077	2	Yamaha R6
994	Adrian HOWARD	1:18.919	14:31:13.346	2	Suzuki GSXR 600
89	Marco STRILLOZZI	1:18.743	14:32:30.820	3	Yamaha R6
994	Adrian HOWARD	1:18.342	14:32:31.689	3	Suzuki GSXR 600
994	Adrian HOWARD	1:18.222	14:33:49.910	4	Suzuki GSXR 600
994	Adrian HOWARD	1:17.940	14:37:44.866	7	Suzuki GSXR 600

Leader History

NO	NAME	FROM LAP	LAPS LED	DISTANCE	VEHICLE
89	Marco STRILLOZZI	1	4	7.87 miles	Yamaha R6
994	Adrian HOWARD	5	3	5.93 miles	Suzuki GSXR 600

BMCRC - MRO Championships 2023 - Rnd 4 @ Donington Park

BMCRC Thunderbike Sport & BMCRC SuperTwins

RACE 9 - STATISTICS

CLASS : SUP

12 Starters

Fastest Lap History

NO	NAME	LAP TIME	TIME OF DAY	LAP	VEHICLE
65	Nikki COATES	1:14.151	14:31:00.680	2	BMW F900R

Leader History

NO	NAME	FROM LAP	LAPS LED	DISTANCE	VEHICLE
65	Nikki COATES	1	7	13.81 miles	BMW F900R

BMCRC - MRO Championships 2023 - Rnd 4 @ Donington Park



BMCRC Thunderbike Sport & BMCRC SuperTwins

RACE 19 - GRID (7 Laps)

ROW 14		40	49	Oli CHAYTOR	
ROW 13		39	22	Darren DOWDS	1:25.016
ROW 12	1:24.888	36	137	Colin McPHERSON	1:23.938
		35	27	Giovanni BELIOSSI	1:23.791
		34	66	Mark SMITH	
ROW 11		33	14	Kevin BAKER	1:23.660
		32	53	Peter HAMMOND	1:23.557
		31	35	Logan STONE	1:23.293
ROW 10	1:22.360	30	51	Paul BEESLEY	1:21.565
		29	67	Simon HARVEY	1:21.228
		28	138	Craig JARMIN	
ROW 9		27	910	Harry GOWER	1:21.041
		26	77	David MAY	1:20.417
		25	100	Craig HOWTON	1:19.952
ROW 8	1:19.646	24	139	Rob MARLEY	1:18.522
		23	11	Malcolm BATE	1:18.502
		22	89	Marco STRILLOZZI	
ROW 7		21	99	Lee BELLOTTI	1:18.430
		20	58	Michael ALLEN	1:18.316
		19	6	Peter HASLER	1:17.975
ROW 6	1:17.940	18	994	Adrian HOWARD	1:17.628
		17	25	Harrison DAY	
		16	43	Colin WALKEY	
ROW 5		15	81	Malvern MAY	1:17.583
		14	48	Shaun WALLIS	1:17.386
		13	57	Paul NEWMAN	1:17.363
ROW 4	1:17.035	12	19	Simon BASTABLE	1:16.863
		11	33	Mark BISWELL	1:16.853
		10	151	Andy DENYER	
ROW 3		9	69	Tony RUSSO	1:16.641
		8	31	Max MACRAE	1:16.252
		7	97	Alex MANN	1:15.860
ROW 2	1:15.632	6	1	Adam JAMISON	1:15.544
		5	126	Glynn DAVIES	1:15.492
		4	79	James O'MARA	
ROW 1		3	73	James KELLY	1:14.955
		2	0	Jeremy HILL	1:14.711
		1	65	Nikki COATES	1:14.151
					Pole

#45. #78 & #166 - Reserves

Donington Park National: 1.9790 miles

These results are provisional until the conclusion of any judicial and technical matters.

Clerk Of Course :	Stewards :	Timekeeper : Richard Evans
-------------------	------------	----------------------------

Results can be found at www.tsl-timing.com

Printed - 14:46 Saturday, 03 June 2023



BMCRC - MRO Championships 2023 - Rnd 4 @ Donington Park



BMCRC Thunderbike Sport & BMCRC SuperTwins

RACE 19 - CLASSIFICATION

POS	NO	CL	PIC NAME	ENTRY	LAPS	TIME	GAP	DIFF	MPH	BEST	ON
1	65	SUP	1 Nikki COATES	BMW F900R - Art of Racing	7	8:45.560			94.63	1:14.203	3
2	79	SUP	2 James O'MARA	BMW F900R - BRP Machining Ltd - Alton Compress	7	8:49.020	3.460	3.460	94.01	1:14.222	7
3	73	SUP	3 James KELLY	BMW F900 - Meee	7	8:49.790	4.230	0.770	93.87	1:14.553	6
4	0		1 Jeremy HILL	Yamaha R6 - Silver Arrows Racing / LT-Info.com	7	8:50.673	5.113	0.883	93.72	1:14.488	6
5	97		2 Alex MANN	Honda CBR600RR - Michael Jones Jeweller, Esprit	7	8:58.873	13.313	8.200	92.29	1:16.014	4
6	69		3 Tony RUSSO	Yamaha R6 - Wymark Lubricants	7	8:59.144	13.584	0.271	92.24	1:15.839	6
7	33		4 Mark BISWELL	Yamaha FZR600 -	7	8:59.536	13.976	0.392	92.18	1:15.630	6
8	1		5 Adam JAMISON	Yamaha R6 - Team AJR	7	9:00.162	14.602	0.626	92.07	1:16.079	4
9	151		6 Andy DENYER	Yamaha OWO1 -	7	9:00.416	14.856	0.254	92.03	1:15.636	6
10	31	SUP	4 Max MACRAE	BMW F900R - MacRae Racing	7	9:00.421	14.861	0.005	92.03	1:15.756	2
11	19	SUP	5 Simon BASTABLE	BMW F900R - WSCperformance.co.uk	7	9:01.883	16.323	1.462	91.78	1:16.283	4
12	6	SUP	6 Peter HASLER	BMW F900 - Art of Racing	7	9:04.782	19.222	2.899	91.29	1:16.520	6
13	43		7 Colin WALKLEY	Kawasaki ZX6R G2 - ELP Racing	7	9:05.083	19.523	0.301	91.24	1:16.000	6
14	57		8 Paul NEWMAN	Yamaha R6 - Scarlett Racing	7	9:08.335	22.775	3.252	90.70	1:16.455	6
15	81		9 Malvern MAY	Honda CBR600RR - IMP racing	7	9:10.327	24.767	1.992	90.37	1:16.854	7
16	25		10 Harrison DAY	Yamaha R6 -	7	9:10.548	24.988	0.221	90.33	1:16.887	7
17	48		11 Shaun WALLIS	Yamaha R6 - MBC Despatch Racing	7	9:11.466	25.906	0.918	90.18	1:17.014	7
18	994	R	1 Adrian HOWARD	Suzuki GSXR 600 - Geary Roofing & Building Servio	7	9:18.820	33.260	7.354	89.00	1:18.229	6
19	58	SUP	7 Michael ALLEN	Kawasaki ER6 -	7	9:18.911	33.351	0.091	88.98	1:18.748	2
20	99		12 Lee BELLOTTI	Kawasaki ZX6R - MH Equipment Ltd	7	9:25.720	40.160	6.809	87.91	1:19.396	4
21	22		13 Darren DOWDS	Suzuki SV650 - Sublime DSG Ltd	7	9:26.202	40.642	0.482	87.84	1:18.848	7
22	77		14 David MAY	Suzuki GSXR600 - Orchard Cooling / Team Silver Ar	7	9:30.238	44.678	4.036	87.21	1:20.401	2
23	606	R	2 Jake ANDERTON	Honda CBR600RR - CurrentElec Racing	7	9:30.292	44.732	0.054	87.21	1:18.872	7
24	89	R	3 Marco STRILLOZZI	Yamaha R6 - KLUAPP.COM	7	9:32.345	46.785	2.052	86.89	1:19.188	7
25	11*		15 Malcolm BATE	Kawasaki ZX7R - Hartjay	7	9:35.463	49.903	3.118	86.42	1:19.207	7
26	138	SUP	8 Craig JARMIN	Suzuki SV650 - SK PreP	7	9:36.773	51.213	1.310	86.23	1:20.474	6
27	910	R	4 Harry GOWER	Suzuki SV650 - RightGear Motorcycles	7	9:40.579	55.019	3.806	85.66	1:21.228	4
28	67	R	5 Simon HARVEY	Suzuki SV650 -	7	9:40.619	55.059	0.040	85.66	1:21.211	4
29	35	R	6 Logan STONE	Yamaha R6 -	7	9:41.133	55.573	0.514	85.58	1:20.859	4
30	51		16 Paul BEESLEY	Yamaha R6 -	7	9:45.594	1:00.034	4.461	84.93	1:21.595	5
31	100	SUP	9 Craig HOWTON	Kawasaki ER6N - ME	7	9:46.342	1:00.782	0.748	84.82	1:21.852	4
32	66		17 Mark SMITH	Yamaha R6 - IMP RACING	7	9:54.813	1:09.253	8.471	83.61	1:23.114	4
33	10		18 Robert BEAN	Kawasaki ZXR 750 - Mean Green Bean Motorcycles	7	10:06.868	1:21.308	12.055	81.95	1:24.829	3
34	137	R	7 Colin McPHERSON	Yamaha R6 -	7	10:07.371	1:21.811	0.503	81.88	1:24.777	7
35	53		19 Peter HAMMOND	Suzuki SRAD -	7	10:07.658	1:22.098	0.287	81.84	1:24.563	7
36	78		20 Tim FRAMPTON	Suzuki SV650 - K66	7	10:07.777	1:22.217	0.119	81.83	1:24.734	4
37	27	SUP	10 Giovanni BELIOSSI	BMW F900R -	7	10:08.458	1:22.898	0.681	81.74	1:25.150	4

NOT CLASSIFIED

DNF	126	SUP	Glynn DAVIES	BMW F900 -	0
-----	-----	-----	--------------	------------	---

FASTEST LAP

65	SUP	Nikki COATES	BMW F900R - Art of Racing	3	1:14.203	96.01 mph	154.52 kph
0		Jeremy HILL	Yamaha R6 - Silver Arrows Racing / LT-Info.com	6	1:14.488	95.64 mph	153.93 kph
994	R	Adrian HOWARD	Suzuki GSXR 600 - Geary Roofing & Building Servio	6	1:18.229	91.07 mph	146.56 kph

#11 - 10 Second penalty - Jump start.

Class SUP - 92.5% of Race Speed = 87.53 mph

Class - 92.5% of Race Speed = 86.69 mph

Class R - 92.5% of Race Speed = 82.32 mph

Weather / Track : Sunny / Dry

These results are provisional until the conclusion of any judicial and technical matters.

Race Distance: 7 Laps / 13.85 miles
Donington Park National: 1.9790 miles
Date: 03/06/2023 Start: 17:14 Finish: 17:23

Clerk Of Course :	Stewards :	Timekeeper : Richard Evans
-------------------	------------	----------------------------

Results can be found at www.tsl-timing.com

Printed - 17:31 Saturday, 03 June 2023



BMCRC - MRO Championships 2023 - Rnd 4 @ Donington Park

BMCRC Thunderbike Sport & BMCRC SuperTwins

RACE 19 - LAP CHART

LAP 1 @ 17:15:32.729

NO	BEHIND	LAP TIME
65		1:17.892
0	0.806	1:18.698
73	0.980	1:18.872
79	2.312	1:20.204
31	2.866	1:20.758
1	3.509	1:21.401
97	3.648	1:21.540
69	4.245	1:22.137
19	4.539	1:22.431
33	4.819	1:22.711
6	5.699	1:23.591
151	5.784	1:23.676
43	6.101	1:23.993
57	6.966	1:24.858
48	7.135	1:25.027
81	7.483	1:25.375
58	7.728	1:25.620
25	8.103	1:25.995
994	8.231	1:26.123
77	9.089	1:26.981
99	9.702	1:27.594
11	9.970	1:27.862
22	10.820	1:28.712
100	10.866	1:28.758
89	11.160	1:29.052
67	11.243	1:29.135
606	11.445	1:29.337
138	12.127	1:30.019
910	12.308	1:30.200
35	12.529	1:30.421
51	13.731	1:31.623
66	14.421	1:32.313
10	15.893	1:33.785
27	15.922	1:33.814
78	16.563	1:34.455
53	16.718	1:34.610
137	17.381	1:35.273

LAP 2 @ 17:16:47.067

NO	BEHIND	LAP TIME
65		1:14.338
73	2.422	1:15.780
0	2.774	1:16.306
79	3.455	1:15.481
31	4.284	1:15.756
1	5.296	1:16.125
97	5.708	1:16.398
69	6.281	1:16.374
33	6.822	1:16.341
19	7.138	1:16.937
151	8.099	1:16.653
6	9.066	1:17.705
43	9.460	1:17.697
57	10.709	1:18.081
81	11.519	1:18.374
48	11.790	1:18.993
25	11.812	1:18.047
58	12.138	1:18.748
994	13.014	1:19.121
77	15.152	1:20.401
99	15.427	1:20.063
11	15.906	1:20.274
22	16.009	1:19.527

89	18.387	1:21.565
100	18.425	1:21.897
606	18.482	1:21.375
67	18.655	1:21.750
138	18.960	1:21.171
35	20.188	1:21.997
910	20.340	1:22.370
51	21.995	1:22.602
66	23.700	1:23.617
10	26.846	1:25.291
27	27.257	1:25.673
78	27.990	1:25.765
53	28.256	1:25.876
137	28.905	1:25.862

LAP 3 @ 17:18:01.270

NO	BEHIND	LAP TIME
65		1:14.203
73	3.363	1:15.144
0	3.534	1:14.963
79	3.723	1:14.471
31	6.440	1:16.359
1	7.361	1:16.268
97	7.885	1:16.380
69	8.046	1:15.968
33	8.756	1:16.137
19	9.499	1:16.564
151	10.268	1:16.372
6	11.567	1:16.704
43	12.590	1:17.333
57	13.482	1:16.976
81	14.860	1:17.544
25	14.907	1:17.298
48	16.055	1:18.467
58	16.857	1:18.922
994	17.662	1:18.851
99	21.170	1:19.946
77	21.599	1:20.650
11	21.806	1:20.103
22	21.979	1:20.173
89	25.403	1:21.219
606	25.591	1:21.311
100	26.393	1:22.171
138	26.728	1:21.971
67	27.127	1:22.675
35	27.676	1:21.691
910	27.852	1:21.715
51	30.255	1:22.463
66	33.307	1:23.810
10	37.472	1:24.829
78	38.832	1:25.045
27	38.924	1:25.870
53	39.421	1:25.368
137	39.745	1:25.043

LAP 4 @ 17:19:15.861

NO	BEHIND	LAP TIME
65		1:14.591
73	4.132	1:15.360
79	4.350	1:15.218
0	4.494	1:15.551
1	8.849	1:16.079
31	9.093	1:17.244
97	9.308	1:16.014
69	9.684	1:16.229

33	10.155	1:15.990
19	11.191	1:16.283
151	11.844	1:16.167
6	13.761	1:16.785
43	14.908	1:16.909
57	16.231	1:17.340
25	17.673	1:17.357
81	17.738	1:17.469
48	18.655	1:17.191
58	21.017	1:18.751
994	21.590	1:18.519
99	25.975	1:19.396
11	26.508	1:19.293
77	27.735	1:20.727
22	28.180	1:20.792
606	30.830	1:19.830
89	31.788	1:20.976
138	33.325	1:21.188
100	33.654	1:21.852
67	33.747	1:21.211
35	33.944	1:20.859
910	34.489	1:21.228
51	37.588	1:21.924
66	41.830	1:23.114
10	48.868	1:25.987
78	48.975	1:24.734
27	49.483	1:25.150
137	50.113	1:24.959
53	50.458	1:25.628

LAP 5 @ 17:20:30.512

NO	BEHIND	LAP TIME
65		1:14.651
73	4.402	1:14.921
79	4.661	1:14.962
0	4.773	1:14.930
1	10.409	1:16.211
97	10.735	1:16.078
31	11.211	1:16.769
69	11.389	1:16.356
33	11.890	1:16.386
151	12.897	1:15.704
19	13.233	1:16.693
6	15.800	1:16.690
43	16.819	1:16.562
57	18.840	1:17.260
81	20.736	1:17.649
25	21.017	1:17.995
48	21.419	1:17.415
58	25.224	1:18.858
994	25.556	1:18.617
99	30.813	1:19.489
11	31.150	1:19.293
22	32.719	1:19.190
77	33.571	1:20.487
606	35.798	1:19.619
89	37.227	1:20.090
138	39.320	1:20.646
100	41.031	1:22.028
910	41.369	1:21.531
67	41.509	1:22.413
35	41.533	1:22.240
51	44.532	1:21.595
66	50.962	1:23.783
10	59.849	1:25.632
78	1:00.468	1:26.144

LAP 6 @ 17:21:45.281

NO	BEHIND	LAP TIME
65		1:14.769
73	4.186	1:14.553
79	4.354	1:14.462
0	4.492	1:14.488
97	12.339	1:16.373
1	12.430	1:16.790
69	12.459	1:15.839
33	12.751	1:15.630
31	12.957	1:16.515
151	13.764	1:15.636
19	14.783	1:16.319
6	17.551	1:16.520
43	18.050	1:16.000
57	20.526	1:16.455
81	23.029	1:17.062
25	23.217	1:16.969
48	24.008	1:17.358
994	29.016	1:18.229
58	29.548	1:19.093
99	35.450	1:19.406
11	35.812	1:19.431
22	36.910	1:18.960
77	39.301	1:20.499
606	40.976	1:19.947
89	42.713	1:20.255
138	45.025	1:20.474
67	48.258	1:21.518
910	48.468	1:21.868
35	49.132	1:22.368
100	50.539	1:24.277
51	53.293	1:23.530
66	1:00.309	1:24.116
10	1:10.792	1:25.712
137	1:12.150	1:25.964
78	1:12.479	1:26.780
27	1:12.648	1:26.028
53	1:12.651	1:25.668

LAP 7 @ 17:23:00.397

NO	BEHIND	LAP TIME
65		1:15.116
79	3.460	1:14.222
73	4.230	1:15.160
0	5.113	1:15.737
97	13.313	1:16.090
69	13.584	1:16.241
33	13.976	1:16.341
1	14.602	1:17.288
151	14.856	1:16.208
31	14.861	1:17.020
19	16.323	1:16.656
6	19.222	1:16.787
43	19.523	1:16.589
57	22.775	1:17.365
81	24.767	1:16.854
25	24.988	1:16.887
48	25.906	1:17.014
994	33.260	1:19.360
58	33.351	1:18.919

BMCRC - MRO Championships 2023 - Rnd 4 @ Donington Park

BMCRC Thunderbike Sport & BMCRC SuperTwins

RACE 19 - POSITION CHART

No	Name	Lap							
		Pos	1	2	3	4	5	6	7
65	COATES	1	65	65	65	65	65	65	65
0	HILL	2	0	73	73	73	73	73	79
73	KELLY	3	73	0	0	79	79	79	73
79	O'MARA	4	79	79	79	0	0	0	0
126	DAVIES	5	31	31	31	1	1	97	97
1	JAMISON	6	1	1	1	31	97	1	69
97	MANN	7	97	97	97	97	31	69	33
31	MACRAE	8	69	69	69	69	69	33	1
69	RUSSO	9	19	33	33	33	33	31	151
151	DENYER	10	33	19	19	19	151	151	31
33	BISWELL	11	6	151	151	151	19	19	19
19	BASTABLE	12	151	6	6	6	6	6	6
57	NEWMAN	13	43	43	43	43	43	43	43
48	WALLIS	14	57	57	57	57	57	57	57
81	MAY	15	48	81	81	25	81	81	81
43	WALKEY	16	81	48	25	81	25	25	25
25	DAY	17	58	25	48	48	48	48	48
994	HOWARD	18	25	58	58	58	58	994	994
6	HASLER	19	994	994	994	994	994	58	58
58	ALLEN	20	77	77	99	99	99	99	11
99	BELLOTTI	21	99	99	77	11	11	11	99
89	STRILLOZZI	22	11	11	11	77	22	22	22
11	BATE	23	22	22	22	22	77	77	77
100	HOWTON	24	100	89	89	606	606	606	606
77	MAY	25	89	100	606	89	89	89	89
910	GOWER	26	67	606	100	138	138	138	138
138	JARMIN	27	606	67	138	100	100	67	910
67	HARVEY	28	138	138	67	67	910	910	67
51	BEESLEY	29	910	35	35	35	67	35	35
35	STONE	30	35	910	910	910	35	100	51
53	HAMMOND	31	51	51	51	51	51	51	100
66	SMITH	32	66	66	66	66	66	66	66
27	BELIOSSI	33	10	10	10	10	10	10	10
137	McPHERSON	34	27	27	78	78	78	137	137
10	BEAN	35	78	78	27	27	137	78	53
606	ANDERTON	36	53	53	53	137	27	27	78
22	DOWDS	37	137	137	137	53	53	53	27
78	FRAMPTON	38							

BMCRC - MRO Championships 2023 - Rnd 4 @ Donington Park

BMCRC Thunderbike Sport & BMCRC SuperTwins

RACE 19 - SECTOR ANALYSIS



SECTOR 1 = FL to I1, SECTOR 2 = I1 to FL, DIFF = Difference To Personal Best Lap, P = Crossed Finish Line in Pit Lane, D = Time Disallowed

P1 65 SUP		Nikki COATES		BMW F900R - Art of Racing		
IDEAL LAP TIME : 1:14.154		BEST LAP TIME : 1:14.203		DIFFERENCE : 0.049		
LAP	SECTOR 1	SECTOR 2	LAP TIME	MPH	DIFF	TIME OF DAY
1 -		26.116	1:17.892	91.46	3.689	17:15:32.729
2 -	48.393	25.945	1:14.338 (2)	95.84	0.135	17:16:47.067
3 -	48.209	25.994	1:14.203 (1)	96.01		17:18:01.270
4 -	48.349	26.242	1:14.591 (3)	95.51	0.388	17:19:15.861
5 -	48.524	26.127	1:14.651	95.43	0.448	17:20:30.512
6 -	48.568	26.201	1:14.769	95.28	0.566	17:21:45.281
7 -	48.695	26.421	1:15.116	94.84	0.913	17:23:00.397

P2 79 SUP		James O'MARA		BMW F900R - BRP Machining Ltd - Alton Compressor Services		
IDEAL LAP TIME : 1:14.204		BEST LAP TIME : 1:14.222		DIFFERENCE : 0.018		
LAP	SECTOR 1	SECTOR 2	LAP TIME	MPH	DIFF	TIME OF DAY
1 -		26.572	1:20.204	88.83	5.982	17:15:35.041
2 -	49.196	26.285	1:15.481	94.38	1.259	17:16:50.522
3 -	48.325	26.146	1:14.471 (3)	95.67	0.249	17:18:04.993
4 -	48.842	26.376	1:15.218	94.71	0.996	17:19:20.211
5 -	48.589	26.373	1:14.962	95.04	0.740	17:20:35.173
6 -	48.201	26.261	1:14.462 (2)	95.68	0.240	17:21:49.635
7 -	48.058	26.164	1:14.222 (1)	95.99		17:23:03.857

P3 73 SUP		James KELLY		BMW F900 - Meee		
IDEAL LAP TIME : 1:14.311		BEST LAP TIME : 1:14.553		DIFFERENCE : 0.242		
LAP	SECTOR 1	SECTOR 2	LAP TIME	MPH	DIFF	TIME OF DAY
1 -		26.831	1:18.872	90.33	4.319	17:15:33.709
2 -	48.926	26.854	1:15.780	94.01	1.227	17:16:49.489
3 -	48.673	26.471	1:15.144 (3)	94.81	0.591	17:18:04.633
4 -	49.365	25.995	1:15.360	94.54	0.807	17:19:19.993
5 -	48.629	26.292	1:14.921 (2)	95.09	0.368	17:20:34.914
6 -	48.700	25.853	1:14.553 (1)	95.56		17:21:49.467
7 -	48.458	26.702	1:15.160	94.79	0.607	17:23:04.627

P4 0		Jeremy HILL		Yamaha R6 - Silver Arrows Racing / LT-Info.com		
IDEAL LAP TIME : 1:14.488		BEST LAP TIME : 1:14.488		DIFFERENCE : 0.000		
LAP	SECTOR 1	SECTOR 2	LAP TIME	MPH	DIFF	TIME OF DAY
1 -		26.376	1:18.698	90.53	4.210	17:15:33.535
2 -	49.380	26.926	1:16.306	93.36	1.818	17:16:49.841
3 -	48.699	26.264	1:14.963 (3)	95.04	0.475	17:18:04.804
4 -	49.420	26.131	1:15.551	94.30	1.063	17:19:20.355
5 -	48.906	26.024	1:14.930 (2)	95.08	0.442	17:20:35.285
6 -	48.627	25.861	1:14.488 (1)	95.64		17:21:49.773
7 -	48.696	27.041	1:15.737	94.07	1.249	17:23:05.510

P5 97		Alex MANN		Honda CBR600RR - Michael Jones Jeweller, Esprit Group, Carl		
IDEAL LAP TIME : 1:15.763		BEST LAP TIME : 1:16.014		DIFFERENCE : 0.251		
LAP	SECTOR 1	SECTOR 2	LAP TIME	MPH	DIFF	TIME OF DAY
1 -		26.497	1:21.540	87.37	5.526	17:15:36.377
2 -	49.611	26.787	1:16.398	93.25	0.384	17:16:52.775
3 -	49.731	26.649	1:16.380	93.27	0.366	17:18:09.155
4 -	49.266	26.748	1:16.014 (1)	93.72		17:19:25.169
5 -	49.578	26.500	1:16.078 (2)	93.64	0.064	17:20:41.247
6 -	49.685	26.688	1:16.373	93.28	0.359	17:21:57.620
7 -	49.266	26.824	1:16.090 (3)	93.63	0.076	17:23:13.710

BMCRC - MRO Championships 2023 - Rnd 4 @ Donington Park

BMCRC Thunderbike Sport & BMCRC SuperTwins

RACE 19 - SECTOR ANALYSIS



SECTOR 1 = FL to I1, SECTOR 2 = I1 to FL, DIFF = Difference To Personal Best Lap, P = Crossed Finish Line in Pit Lane, D = Time Disallowed

P6 69		Tony RUSSO		Yamaha R6 - Wymark Lubricants		
IDEAL LAP TIME : 1:15.791		BEST LAP TIME : 1:15.839		DIFFERENCE : 0.048		
LAP	SECTOR 1	SECTOR 2	LAP TIME	MPH	DIFF	TIME OF DAY
1 -		26.874	1:22.137	86.74	6.298	17:15:36.974
2 -	49.456	26.918	1:16.374	93.28	0.535	17:16:53.348
3 -	49.456	26.512	1:15.968 (2)	93.78	0.129	17:18:09.316
4 -	49.481	26.748	1:16.229 (3)	93.46	0.390	17:19:25.545
5 -	49.730	26.626	1:16.356	93.30	0.517	17:20:41.901
6 -	49.279	26.560	1:15.839 (1)	93.94		17:21:57.740
7 -	49.474	26.767	1:16.241	93.44	0.402	17:23:13.981

P7 33		Mark BISWELL		Yamaha FZR600 -		
IDEAL LAP TIME : 1:15.630		BEST LAP TIME : 1:15.630		DIFFERENCE : 0.000		
LAP	SECTOR 1	SECTOR 2	LAP TIME	MPH	DIFF	TIME OF DAY
1 -		26.861	1:22.711	86.13	7.081	17:15:37.548
2 -	49.696	26.645	1:16.341	93.32	0.711	17:16:53.889
3 -	49.519	26.618	1:16.137 (3)	93.57	0.507	17:18:10.026
4 -	49.475	26.515	1:15.990 (2)	93.75	0.360	17:19:26.016
5 -	49.636	26.750	1:16.386	93.27	0.756	17:20:42.402
6 -	49.295	26.335	1:15.630 (1)	94.20		17:21:58.032
7 -	49.794	26.547	1:16.341	93.32	0.711	17:23:14.373

P8 1		Adam JAMISON		Yamaha R6 - Team AJR		
IDEAL LAP TIME : 1:15.812		BEST LAP TIME : 1:16.079		DIFFERENCE : 0.267		
LAP	SECTOR 1	SECTOR 2	LAP TIME	MPH	DIFF	TIME OF DAY
1 -		26.673	1:21.401	87.52	5.322	17:15:36.238
2 -	49.415	26.710	1:16.125 (2)	93.59	0.046	17:16:52.363
3 -	49.871	26.397	1:16.268	93.41	0.189	17:18:08.631
4 -	49.487	26.592	1:16.079 (1)	93.64		17:19:24.710
5 -	49.752	26.459	1:16.211 (3)	93.48	0.132	17:20:40.921
6 -	49.803	26.987	1:16.790	92.78	0.711	17:21:57.711
7 -	50.412	26.876	1:17.288	92.18	1.209	17:23:14.999

P9 151		Andy DENYER		Yamaha OW01 -		
IDEAL LAP TIME : 1:15.621		BEST LAP TIME : 1:15.636		DIFFERENCE : 0.015		
LAP	SECTOR 1	SECTOR 2	LAP TIME	MPH	DIFF	TIME OF DAY
1 -		27.178	1:23.676	85.14	8.040	17:15:38.513
2 -	50.302	26.351	1:16.653	92.94	1.017	17:16:55.166
3 -	49.770	26.602	1:16.372	93.28	0.736	17:18:11.538
4 -	49.464	26.703	1:16.167 (3)	93.53	0.531	17:19:27.705
5 -	49.336	26.368	1:15.704 (2)	94.11	0.068	17:20:43.409
6 -	49.270	26.366	1:15.636 (1)	94.19		17:21:59.045
7 -	49.610	26.598	1:16.208	93.48	0.572	17:23:15.253

P10 31 SUP		Max MACRAE		BMW F900R - MacRae Racing		
IDEAL LAP TIME : 1:15.756		BEST LAP TIME : 1:15.756		DIFFERENCE : 0.000		
LAP	SECTOR 1	SECTOR 2	LAP TIME	MPH	DIFF	TIME OF DAY
1 -		26.599	1:20.758	88.22	5.002	17:15:35.595
2 -	49.256	26.500	1:15.756 (1)	94.04		17:16:51.351
3 -	49.521	26.838	1:16.359 (2)	93.30	0.603	17:18:07.710
4 -	49.944	27.300	1:17.244	92.23	1.488	17:19:24.954
5 -	50.080	26.689	1:16.769	92.80	1.013	17:20:41.723
6 -	49.873	26.642	1:16.515 (3)	93.11	0.759	17:21:58.238
7 -	50.204	26.816	1:17.020	92.50	1.264	17:23:15.258

BMCRC - MRO Championships 2023 - Rnd 4 @ Donington Park

BMCRC Thunderbike Sport & BMCRC SuperTwins

RACE 19 - SECTOR ANALYSIS



SECTOR 1 = FL to I1, SECTOR 2 = I1 to FL, DIFF = Difference To Personal Best Lap, P = Crossed Finish Line in Pit Lane, D = Time Disallowed

P11 19 SUP		Simon BASTABLE		BMW F900R - WSCperformance.co.uk		
IDEAL LAP TIME : 1:16.050		BEST LAP TIME : 1:16.283		DIFFERENCE : 0.233		
LAP	SECTOR 1	SECTOR 2	LAP TIME	MPH	DIFF	TIME OF DAY
1 -		26.828	1:22.431	86.43	6.148	17:15:37.268
2 -	50.193	26.744	1:16.937	92.60	0.654	17:16:54.205
3 -	49.941	26.623	1:16.564 (3)	93.05	0.281	17:18:10.769
4 -	49.554	26.729	1:16.283 (1)	93.39		17:19:27.052
5 -	49.800	26.893	1:16.693	92.89	0.410	17:20:43.745
6 -	49.823	26.496	1:16.319 (2)	93.35	0.036	17:22:00.064
7 -	50.023	26.633	1:16.656	92.94	0.373	17:23:16.720

P12 6 SUP		Peter HASLER		BMW F900 - Art of Racing		
IDEAL LAP TIME : 1:16.496		BEST LAP TIME : 1:16.520		DIFFERENCE : 0.024		
LAP	SECTOR 1	SECTOR 2	LAP TIME	MPH	DIFF	TIME OF DAY
1 -		27.327	1:23.591	85.23	7.071	17:15:38.428
2 -	50.607	27.098	1:17.705	91.68	1.185	17:16:56.133
3 -	49.559	27.145	1:16.704 (3)	92.88	0.184	17:18:12.837
4 -	49.792	26.993	1:16.785	92.78	0.265	17:19:29.622
5 -	49.653	27.037	1:16.690 (2)	92.90	0.170	17:20:46.312
6 -	49.583	26.937	1:16.520 (1)	93.10		17:22:02.832
7 -	49.648	27.139	1:16.787	92.78	0.267	17:23:19.619

P13 43		Colin WALKEY		Kawasaki ZX6R G2 - ELP Racing		
IDEAL LAP TIME : 1:16.000		BEST LAP TIME : 1:16.000		DIFFERENCE : 0.000		
LAP	SECTOR 1	SECTOR 2	LAP TIME	MPH	DIFF	TIME OF DAY
1 -		27.109	1:23.993	84.82	7.993	17:15:38.830
2 -	50.551	27.146	1:17.697	91.69	1.697	17:16:56.527
3 -	49.881	27.452	1:17.333	92.12	1.333	17:18:13.860
4 -	49.590	27.319	1:16.909	92.63	0.909	17:19:30.769
5 -	49.419	27.143	1:16.562 (2)	93.05	0.562	17:20:47.331
6 -	49.326	26.674	1:16.000 (1)	93.74		17:22:03.331
7 -	49.711	26.878	1:16.589 (3)	93.02	0.589	17:23:19.920

P14 57		Paul NEWMAN		Yamaha R6 - Scarlett Racing		
IDEAL LAP TIME : 1:16.435		BEST LAP TIME : 1:16.455		DIFFERENCE : 0.020		
LAP	SECTOR 1	SECTOR 2	LAP TIME	MPH	DIFF	TIME OF DAY
1 -		27.315	1:24.858	83.95	8.403	17:15:39.695
2 -	50.678	27.403	1:18.081	91.24	1.626	17:16:57.776
3 -	50.048	26.928	1:16.976 (2)	92.55	0.521	17:18:14.752
4 -	50.175	27.165	1:17.340	92.12	0.885	17:19:32.092
5 -	50.101	27.159	1:17.260 (3)	92.21	0.805	17:20:49.352
6 -	49.507	26.948	1:16.455 (1)	93.18		17:22:05.807
7 -	50.332	27.033	1:17.365	92.09	0.910	17:23:23.172

P15 81		Malvern MAY		Honda CBR600RR - IMP racing		
IDEAL LAP TIME : 1:16.854		BEST LAP TIME : 1:16.854		DIFFERENCE : 0.000		
LAP	SECTOR 1	SECTOR 2	LAP TIME	MPH	DIFF	TIME OF DAY
1 -		27.638	1:25.375	83.45	8.521	17:15:40.212
2 -	50.749	27.625	1:18.374	90.90	1.520	17:16:58.586
3 -	50.510	27.034	1:17.544	91.87	0.690	17:18:16.130
4 -	49.977	27.492	1:17.469 (3)	91.96	0.615	17:19:33.599
5 -	50.144	27.505	1:17.649	91.75	0.795	17:20:51.248
6 -	49.999	27.063	1:17.062 (2)	92.45	0.208	17:22:08.310
7 -	49.965	26.889	1:16.854 (1)	92.70		17:23:25.164

BMCRC - MRO Championships 2023 - Rnd 4 @ Donington Park

BMCRC Thunderbike Sport & BMCRC SuperTwins

RACE 19 - SECTOR ANALYSIS



SECTOR 1 = FL to I1, SECTOR 2 = I1 to FL, DIFF = Difference To Personal Best Lap, P = Crossed Finish Line in Pit Lane, D = Time Disallowed

P16 25		Harrison DAY		Yamaha R6 -		
IDEAL LAP TIME : 1:16.808		BEST LAP TIME : 1:16.887		DIFFERENCE : 0.079		
LAP	SECTOR 1	SECTOR 2	LAP TIME	MPH	DIFF	TIME OF DAY
1 -		27.228	1:25.995	82.84	9.108	17:15:40.832
2 -	50.665	27.382	1:18.047	91.28	1.160	17:16:58.879
3 -	50.400	26.898	1:17.298 (3)	92.17	0.411	17:18:16.177
4 -	50.264	27.093	1:17.357	92.10	0.470	17:19:33.534
5 -	50.882	27.113	1:17.995	91.34	1.108	17:20:51.529
6 -	50.118	26.851	1:16.969 (2)	92.56	0.082	17:22:08.498
7 -	50.197	26.690	1:16.887 (1)	92.66		17:23:25.385

P17 48		Shaun WALLIS		Yamaha R6 - MBC Despatch Racing		
IDEAL LAP TIME :		BEST LAP TIME : 1:17.014		DIFFERENCE :		
LAP	SECTOR 1	SECTOR 2	LAP TIME	MPH	DIFF	TIME OF DAY
1 -			1:25.027	83.79	8.013	17:15:39.864
2 -			1:18.993	90.19	1.979	17:16:58.857
3 -			1:18.467	90.79	1.453	17:18:17.325
4 -			1:17.191 (2)	92.29	0.177	17:19:34.516
5 -			1:17.415	92.03	0.401	17:20:51.931
6 -			1:17.358 (3)	92.09	0.344	17:22:09.289
7 -			1:17.014 (1)	92.51		17:23:26.303

P18 994 R		Adrian HOWARD		Suzuki GSXR 600 - Geary Roofing & Building Services		
IDEAL LAP TIME : 1:18.229		BEST LAP TIME : 1:18.229		DIFFERENCE : 0.000		
LAP	SECTOR 1	SECTOR 2	LAP TIME	MPH	DIFF	TIME OF DAY
1 -		27.623	1:26.123	82.72	7.894	17:15:40.960
2 -	51.047	28.074	1:19.121	90.04	0.892	17:17:00.081
3 -	51.188	27.663	1:18.851	90.35	0.622	17:18:18.932
4 -	51.072	27.447	1:18.519 (2)	90.73	0.290	17:19:37.451
5 -	51.173	27.444	1:18.617 (3)	90.62	0.388	17:20:56.068
6 -	50.869	27.360	1:18.229 (1)	91.07		17:22:14.297
7 -	51.662	27.698	1:19.360	89.77	1.131	17:23:33.657

P19 58 SUP		Michael ALLEN		Kawasaki ER6 -		
IDEAL LAP TIME : 1:18.729		BEST LAP TIME : 1:18.748		DIFFERENCE : 0.019		
LAP	SECTOR 1	SECTOR 2	LAP TIME	MPH	DIFF	TIME OF DAY
1 -		27.463	1:25.620	83.21	6.872	17:15:40.457
2 -	51.320	27.428	1:18.748 (1)	90.47		17:16:59.205
3 -	51.302	27.620	1:18.922	90.27	0.174	17:18:18.127
4 -	51.324	27.427	1:18.751 (2)	90.47	0.003	17:19:36.878
5 -	51.332	27.526	1:18.858 (3)	90.34	0.110	17:20:55.736
6 -	51.343	27.750	1:19.093	90.07	0.345	17:22:14.829
7 -	51.316	27.603	1:18.919	90.27	0.171	17:23:33.748

P20 99		Lee BELLOTTI		Kawasaki ZX6R - MH Equipment Ltd		
IDEAL LAP TIME : 1:19.163		BEST LAP TIME : 1:19.396		DIFFERENCE : 0.233		
LAP	SECTOR 1	SECTOR 2	LAP TIME	MPH	DIFF	TIME OF DAY
1 -		28.145	1:27.594	81.33	8.198	17:15:42.431
2 -	52.032	28.031	1:20.063	88.98	0.667	17:17:02.494
3 -	52.163	27.783	1:19.946	89.11	0.550	17:18:22.440
4 -	51.773	27.623	1:19.396 (1)	89.73		17:19:41.836
5 -	51.639	27.850	1:19.489 (3)	89.63	0.093	17:21:01.325
6 -	51.540	27.866	1:19.406 (2)	89.72	0.010	17:22:20.731
7 -	51.858	27.968	1:19.826	89.25	0.430	17:23:40.557

BMCRC - MRO Championships 2023 - Rnd 4 @ Donington Park

BMCRC Thunderbike Sport & BMCRC SuperTwins

RACE 19 - SECTOR ANALYSIS



SECTOR 1 = FL to I1, SECTOR 2 = I1 to FL, DIFF = Difference To Personal Best Lap, P = Crossed Finish Line in Pit Lane, D = Time Disallowed

P21 22		Darren DOWDS		Suzuki SV650 - Sublime DSG Ltd		
IDEAL LAP TIME : 1:18.748		BEST LAP TIME : 1:18.848		DIFFERENCE : 0.100		
LAP	SECTOR 1	SECTOR 2	LAP TIME	MPH	DIFF	TIME OF DAY
1 -		28.653	1:28.712	80.31	9.864	17:15:43.549
2 -	51.535	27.992	1:19.527	89.58	0.679	17:17:03.076
3 -	52.273	27.900	1:20.173	88.86	1.325	17:18:23.249
4 -	52.720	28.072	1:20.792	88.18	1.944	17:19:44.041
5 -	51.448	27.742	1:19.190 (3)	89.96	0.342	17:21:03.231
6 -	51.356	27.604	1:18.960 (2)	90.23	0.112	17:22:22.191
7 -	51.144	27.704	1:18.848 (1)	90.35		17:23:41.039

P22 77		David MAY		Suzuki GSXR600 - Orchard Cooling / Team Silver Arrows		
IDEAL LAP TIME : 1:20.204		BEST LAP TIME : 1:20.401		DIFFERENCE : 0.197		
LAP	SECTOR 1	SECTOR 2	LAP TIME	MPH	DIFF	TIME OF DAY
1 -		28.167	1:26.981	81.91	6.580	17:15:41.818
2 -	52.270	28.131	1:20.401 (1)	88.61		17:17:02.219
3 -	52.218	28.432	1:20.650	88.34	0.249	17:18:22.869
4 -	52.477	28.250	1:20.727	88.25	0.326	17:19:43.596
5 -	52.496	27.991	1:20.487 (2)	88.51	0.086	17:21:04.083
6 -	52.513	27.986	1:20.499	88.50	0.098	17:22:24.582
7 -	52.477	28.016	1:20.493 (3)	88.51	0.092	17:23:45.075

P23 606 R		Jake ANDERTON		Honda CBR600RR - CurrentElec Racing		
IDEAL LAP TIME :		BEST LAP TIME : 1:18.872		DIFFERENCE :		
LAP	SECTOR 1	SECTOR 2	LAP TIME	MPH	DIFF	TIME OF DAY
1 -			1:29.337	79.75	10.465	17:15:44.174
2 -			1:21.375	87.55	2.503	17:17:05.549
3 -			1:21.311	87.62	2.439	17:18:26.861
4 -			1:19.830 (3)	89.24	0.957	17:19:46.691
5 -			1:19.619 (2)	89.48	0.746	17:21:06.310
6 -			1:19.947	89.11	1.074	17:22:26.257
7 -			1:18.872 (1)	90.33		17:23:45.129

P24 89 R		Marco STRILLOZZI		Yamaha R6 - KLUAPP.COM		
IDEAL LAP TIME : 1:19.148		BEST LAP TIME : 1:19.188		DIFFERENCE : 0.040		
LAP	SECTOR 1	SECTOR 2	LAP TIME	MPH	DIFF	TIME OF DAY
1 -		28.724	1:29.052	80.00	9.864	17:15:43.889
2 -	52.798	28.767	1:21.565	87.34	2.377	17:17:05.454
3 -	52.722	28.497	1:21.219	87.72	2.031	17:18:26.673
4 -	52.521	28.455	1:20.976	87.98	1.788	17:19:47.649
5 -	52.013	28.077	1:20.090 (2)	88.95	0.902	17:21:07.739
6 -	52.388	27.867	1:20.255 (3)	88.77	1.067	17:22:27.994
7 -	51.281	27.907	1:19.188 (1)	89.97		17:23:47.182

P25 11		Malcolm BATE		Kawasaki ZX7R - Hartjay		
IDEAL LAP TIME : 1:18.908		BEST LAP TIME : 1:19.207		DIFFERENCE : 0.299		
LAP	SECTOR 1	SECTOR 2	LAP TIME	MPH	DIFF	TIME OF DAY
1 -		28.630	1:27.862	81.08	8.655	17:15:42.699
2 -	51.690	28.584	1:20.274	88.75	1.067	17:17:02.973
3 -	51.935	28.168	1:20.103	88.94	0.896	17:18:23.076
4 -	51.686	27.607	1:19.293 (2)	89.85	0.086	17:19:42.369
5 -	51.511	27.782	1:19.293 (2)	89.85	0.086	17:21:01.662
6 -	51.437	27.994	1:19.431	89.69	0.224	17:22:21.093
7 -	51.736	27.471	1:19.207 (1)	89.94		17:23:40.300

BMCRC - MRO Championships 2023 - Rnd 4 @ Donington Park

BMCRC Thunderbike Sport & BMCRC SuperTwins

RACE 19 - SECTOR ANALYSIS



SECTOR 1 = FL to I1, SECTOR 2 = I1 to FL, DIFF = Difference To Personal Best Lap, P = Crossed Finish Line in Pit Lane, D = Time Disallowed

P26 138 SUP		Craig JARMIN		Suzuki SV650 - SK PreP			
IDEAL LAP TIME : 1:20.474		BEST LAP TIME : 1:20.474		DIFFERENCE : 0.000			
LAP	SECTOR 1	SECTOR 2	LAP TIME	MPH	DIFF	TIME OF DAY	
1 -		28.824	1:30.019	79.14	9.545	17:15:44.856	
2 -	52.839	28.332	1:21.171 (3)	87.77	0.697	17:17:06.027	
3 -	53.617	28.354	1:21.971	86.91	1.497	17:18:27.998	
4 -	52.849	28.339	1:21.188	87.75	0.714	17:19:49.186	
5 -	52.349	28.297	1:20.646 (2)	88.34	0.172	17:21:09.832	
6 -	52.321	28.153	1:20.474 (1)	88.53		17:22:30.306	
7 -	52.801	28.503	1:21.304	87.62	0.830	17:23:51.610	

P27 910 R		Harry GOWER		Suzuki SV650 - RightGear Motorcycles			
IDEAL LAP TIME : 1:20.771		BEST LAP TIME : 1:21.228		DIFFERENCE : 0.457			
LAP	SECTOR 1	SECTOR 2	LAP TIME	MPH	DIFF	TIME OF DAY	
1 -		28.762	1:30.200	78.98	8.972	17:15:45.037	
2 -	53.614	28.756	1:22.370	86.49	1.142	17:17:07.407	
3 -	52.774	28.941	1:21.715	87.18	0.487	17:18:29.122	
4 -	53.130	28.098	1:21.228 (1)	87.71		17:19:50.350	
5 -	52.721	28.810	1:21.531 (2)	87.38	0.303	17:21:11.881	
6 -	53.608	28.260	1:21.868	87.02	0.640	17:22:33.749	
7 -	52.673	28.994	1:21.667 (3)	87.24	0.439	17:23:55.416	

P28 67 R		Simon HARVEY		Suzuki SV650 -			
IDEAL LAP TIME : 1:20.858		BEST LAP TIME : 1:21.211		DIFFERENCE : 0.353			
LAP	SECTOR 1	SECTOR 2	LAP TIME	MPH	DIFF	TIME OF DAY	
1 -		28.643	1:29.135	79.93	7.924	17:15:43.972	
2 -	53.183	28.567	1:21.750 (3)	87.15	0.539	17:17:05.722	
3 -	53.558	29.117	1:22.675	86.17	1.464	17:18:28.397	
4 -	52.644	28.567	1:21.211 (1)	87.73		17:19:49.608	
5 -	53.584	28.829	1:22.413	86.45	1.202	17:21:12.021	
6 -	53.304	28.214	1:21.518 (2)	87.39	0.307	17:22:33.539	
7 -	52.920	28.997	1:21.917	86.97	0.706	17:23:55.456	

P29 35 R		Logan STONE		Yamaha R6 -			
IDEAL LAP TIME : 1:20.683		BEST LAP TIME : 1:20.859		DIFFERENCE : 0.176			
LAP	SECTOR 1	SECTOR 2	LAP TIME	MPH	DIFF	TIME OF DAY	
1 -		28.723	1:30.421	78.79	9.562	17:15:45.258	
2 -	53.650	28.347	1:21.997	86.88	1.138	17:17:07.255	
3 -	52.665	29.026	1:21.691 (3)	87.21	0.832	17:18:28.946	
4 -	52.336	28.523	1:20.859 (1)	88.11		17:19:49.805	
5 -	53.471	28.769	1:22.240	86.63	1.381	17:21:12.045	
6 -	53.850	28.518	1:22.368	86.49	1.509	17:22:34.413	
7 -	53.001	28.556	1:21.557 (2)	87.35	0.698	17:23:55.970	

P30 51		Paul BEESLEY		Yamaha R6 -			
IDEAL LAP TIME : 1:21.468		BEST LAP TIME : 1:21.595		DIFFERENCE : 0.127			
LAP	SECTOR 1	SECTOR 2	LAP TIME	MPH	DIFF	TIME OF DAY	
1 -		29.320	1:31.623	77.76	10.028	17:15:46.460	
2 -	53.472	29.130	1:22.602	86.25	1.007	17:17:09.062	
3 -	53.565	28.898	1:22.463	86.39	0.868	17:18:31.525	
4 -	53.501	28.423	1:21.924 (3)	86.96	0.329	17:19:53.449	
5 -	53.045	28.550	1:21.595 (1)	87.31		17:21:15.044	
6 -	54.979	28.551	1:23.530	85.29	1.935	17:22:38.574	
7 -	53.220	28.637	1:21.857 (2)	87.03	0.262	17:24:00.431	

BMCRC - MRO Championships 2023 - Rnd 4 @ Donington Park

BMCRC Thunderbike Sport & BMCRC SuperTwins

RACE 19 - SECTOR ANALYSIS



SECTOR 1 = FL to I1, SECTOR 2 = I1 to FL, DIFF = Difference To Personal Best Lap, P = Crossed Finish Line in Pit Lane, D = Time Disallowed

P31 100 SUP		Craig HOWTON		Kawasaki ER6N - ME		
IDEAL LAP TIME : 1:21.764		BEST LAP TIME : 1:21.852		DIFFERENCE : 0.088		
LAP	SECTOR 1	SECTOR 2	LAP TIME	MPH	DIFF	TIME OF DAY
1 -		29.154	1:28.758	80.27	6.906	17:15:43.595
2 -	52.828	29.069	1:21.897 (2)	86.99	0.045	17:17:05.492
3 -	52.875	29.296	1:22.171	86.70	0.319	17:18:27.663
4 -	52.695	29.157	1:21.852 (1)	87.04		17:19:49.515
5 -	52.772	29.256	1:22.028 (3)	86.85	0.176	17:21:11.543
6 -	54.848	29.429	1:24.277	84.53	2.425	17:22:35.820
7 -	54.981	30.378	1:25.359	83.46	3.507	17:24:01.179

P32 66		Mark SMITH		Yamaha R6 - IMP RACING		
IDEAL LAP TIME : 1:23.114		BEST LAP TIME : 1:23.114		DIFFERENCE : 0.000		
LAP	SECTOR 1	SECTOR 2	LAP TIME	MPH	DIFF	TIME OF DAY
1 -		29.342	1:32.313	77.17	9.199	17:15:47.150
2 -	54.624	28.993	1:23.617 (2)	85.20	0.503	17:17:10.767
3 -	54.906	28.904	1:23.810	85.00	0.696	17:18:34.577
4 -	54.265	28.849	1:23.114 (1)	85.72		17:19:57.691
5 -	54.441	29.342	1:23.783 (3)	85.03	0.669	17:21:21.474
6 -	55.099	29.017	1:24.116	84.70	1.002	17:22:45.590
7 -	55.003	29.057	1:24.060	84.75	0.946	17:24:09.650

P33 10		Robert BEAN		Kawasaki ZXR 750 - Mean Green Bean Motorcycles		
IDEAL LAP TIME : 1:24.807		BEST LAP TIME : 1:24.829		DIFFERENCE : 0.022		
LAP	SECTOR 1	SECTOR 2	LAP TIME	MPH	DIFF	TIME OF DAY
1 -		30.090	1:33.785	75.96	8.956	17:15:48.622
2 -	55.933	29.358	1:25.291 (2)	83.53	0.462	17:17:13.913
3 -	55.449	29.380	1:24.829 (1)	83.98		17:18:38.742
4 -	55.966	30.021	1:25.987	82.85	1.158	17:20:04.729
5 -	56.133	29.499	1:25.632 (3)	83.20	0.803	17:21:30.361
6 -	55.623	30.089	1:25.712	83.12	0.883	17:22:56.073
7 -	55.811	29.821	1:25.632 (3)	83.20	0.803	17:24:21.705

P34 137 R		Colin McPHERSON		Yamaha R6 -		
IDEAL LAP TIME : 1:24.422		BEST LAP TIME : 1:24.777		DIFFERENCE : 0.355		
LAP	SECTOR 1	SECTOR 2	LAP TIME	MPH	DIFF	TIME OF DAY
1 -		30.277	1:35.273	74.78	10.496	17:15:50.110
2 -	56.316	29.546	1:25.862	82.97	1.085	17:17:15.972
3 -	55.823	29.220	1:25.043 (3)	83.77	0.266	17:18:41.015
4 -	55.574	29.385	1:24.959 (2)	83.85	0.182	17:20:05.974
5 -	55.903	29.590	1:25.493	83.33	0.716	17:21:31.467
6 -	55.286	30.678	1:25.964	82.87	1.187	17:22:57.431
7 -	55.202	29.575	1:24.777 (1)	84.03		17:24:22.208

P35 53		Peter HAMMOND		Suzuki SRAD -		
IDEAL LAP TIME : 1:24.563		BEST LAP TIME : 1:24.563		DIFFERENCE : 0.000		
LAP	SECTOR 1	SECTOR 2	LAP TIME	MPH	DIFF	TIME OF DAY
1 -		29.869	1:34.610	75.30	10.047	17:15:49.447
2 -	55.995	29.881	1:25.876	82.96	1.313	17:17:15.323
3 -	55.497	29.871	1:25.368 (2)	83.45	0.805	17:18:40.691
4 -	56.314	29.314	1:25.628 (3)	83.20	1.065	17:20:06.319
5 -	55.871	30.074	1:25.945	82.89	1.382	17:21:32.264
6 -	55.319	30.349	1:25.668	83.16	1.105	17:22:57.932
7 -	55.316	29.247	1:24.563 (1)	84.25		17:24:22.495

BMCRC - MRO Championships 2023 - Rnd 4 @ Donington Park

BMCRC Thunderbike Sport & BMCRC SuperTwins

RACE 19 - SECTOR ANALYSIS



SECTOR 1 = FL to I1, SECTOR 2 = I1 to FL, DIFF = Difference To Personal Best Lap, P = Crossed Finish Line in Pit Lane, D = Time Disallowed

P36 78		Tim FRAMPTON		Suzuki SV650 - K66			
IDEAL LAP TIME : 1:24.666		BEST LAP TIME : 1:24.734		DIFFERENCE : 0.068			
LAP	SECTOR 1	SECTOR 2	LAP TIME	MPH	DIFF	TIME OF DAY	
1 -		30.357	1:34.455	75.42	9.721	17:15:49.292	
2 -	55.654	30.111	1:25.765	83.07	1.031	17:17:15.057	
3 -	54.989	30.056	1:25.045 (3)	83.77	0.311	17:18:40.102	
4 -	55.057	29.677	1:24.734 (1)	84.08		17:20:04.836	
5 -	56.357	29.787	1:26.144	82.70	1.410	17:21:30.980	
6 -	55.383	31.397	1:26.780	82.10	2.046	17:22:57.760	
7 -	55.108	29.746	1:24.854 (2)	83.96	0.120	17:24:22.614	

P37 27 SUP		Giovanni BELIOSSI		BMW F900R -			
IDEAL LAP TIME : 1:24.797		BEST LAP TIME : 1:25.150		DIFFERENCE : 0.353			
LAP	SECTOR 1	SECTOR 2	LAP TIME	MPH	DIFF	TIME OF DAY	
1 -		30.343	1:33.814	75.94	8.664	17:15:48.651	
2 -	55.687	29.986	1:25.673 (3)	83.16	0.523	17:17:14.324	
3 -	55.579	30.291	1:25.870	82.97	0.720	17:18:40.194	
4 -	55.450	29.700	1:25.150 (1)	83.67		17:20:05.344	
5 -	56.195	30.362	1:26.557	82.31	1.407	17:21:31.901	
6 -	55.344	30.684	1:26.028	82.81	0.878	17:22:57.929	
7 -	55.913	29.453	1:25.366 (2)	83.45	0.216	17:24:23.295	

BMCRC - MRO Championships 2023 - Rnd 4 @ Donington Park

BMCRC Thunderbike Sport & BMCRC SuperTwins

RACE 19 - BEST SECTORS

SECTOR 1			SECTOR 2			IDEAL / BEST COMPARISON						
POS	NO	NAME	TIME	NO	NAME	TIME	POS	NO	NAME	IDEAL	BEST	DIFF
									PERFECT LAP	1:13.911		
1	79	O'MARA	48.058	73	KELLY	25.853	1	65	COATES	1:14.154	1:14.203	0.049
2	65	COATES	48.209	0	HILL	25.861	2	79	O'MARA	1:14.204	1:14.222	0.018
3	73	KELLY	48.458	65	COATES	25.945	3	73	KELLY	1:14.311	1:14.553	0.242
4	0	HILL	48.627	79	O'MARA	26.146	4	0	HILL	1:14.488	1:14.488	0.000
5	31	MACRAE	49.256	33	BISWELL	26.335	5	151	DENYER	1:15.621	1:15.636	0.015
6	97	MANN	49.266	151	DENYER	26.351	6	33	BISWELL	1:15.630	1:15.630	0.000
7	151	DENYER	49.270	1	JAMISON	26.397	7	31	MACRAE	1:15.756	1:15.756	0.000
8	69	RUSSO	49.279	19	BASTABLE	26.496	8	97	MANN	1:15.763	1:16.014	0.251
9	33	BISWELL	49.295	97	MANN	26.497	9	69	RUSSO	1:15.791	1:15.839	0.048
10	43	WALKEY	49.326	31	MACRAE	26.500	10	1	JAMISON	1:15.812	1:16.079	0.267
11	1	JAMISON	49.415	69	RUSSO	26.512	11	43	WALKEY	1:16.000	1:16.000	0.000
12	57	NEWMAN	49.507	43	WALKEY	26.674	12	19	BASTABLE	1:16.050	1:16.283	0.233
13	19	BASTABLE	49.554	25	DAY	26.690	13	57	NEWMAN	1:16.435	1:16.455	0.020
14	6	HASLER	49.559	81	MAY	26.889	14	6	HASLER	1:16.496	1:16.520	0.024
15	81	MAY	49.965	57	NEWMAN	26.928	15	25	DAY	1:16.808	1:16.887	0.079
16	25	DAY	50.118	6	HASLER	26.937	16	81	MAY	1:16.854	1:16.854	0.000
17	994	HOWARD	50.869	994	HOWARD	27.360	17	994	HOWARD	1:18.229	1:18.229	0.000
18	22	DOWDS	51.144	58	ALLEN	27.427	18	58	ALLEN	1:18.729	1:18.748	0.019
19	89	STRILLOZZI	51.281	11	BATE	27.471	19	22	DOWDS	1:18.748	1:18.848	0.100
20	58	ALLEN	51.302	22	DOWDS	27.604	20	11	BATE	1:18.908	1:19.207	0.299
21	11	BATE	51.437	99	BELLOTTI	27.623	21	89	STRILLOZZI	1:19.148	1:19.188	0.040
22	99	BELLOTTI	51.540	89	STRILLOZZI	27.867	22	99	BELLOTTI	1:19.163	1:19.396	0.233
23	77	MAY	52.218	77	MAY	27.986	23	77	MAY	1:20.204	1:20.401	0.197
24	138	JARMIN	52.321	910	GOWER	28.098	24	138	JARMIN	1:20.474	1:20.474	0.000
25	35	STONE	52.336	138	JARMIN	28.153	25	35	STONE	1:20.683	1:20.859	0.176
26	67	HARVEY	52.644	67	HARVEY	28.214	26	910	GOWER	1:20.771	1:21.228	0.457
27	910	GOWER	52.673	35	STONE	28.347	27	67	HARVEY	1:20.858	1:21.211	0.353
28	100	HOWTON	52.695	51	BEESLEY	28.423	28	51	BEESLEY	1:21.468	1:21.595	0.127
29	51	BEESLEY	53.045	66	SMITH	28.849	29	100	HOWTON	1:21.764	1:21.852	0.088
30	66	SMITH	54.265	100	HOWTON	29.069	30	66	SMITH	1:23.114	1:23.114	0.000
31	78	FRAMPTON	54.989	137	McPHERSON	29.220	31	137	McPHERSON	1:24.422	1:24.777	0.355
32	137	McPHERSON	55.202	53	HAMMOND	29.247	32	53	HAMMOND	1:24.563	1:24.563	0.000
33	53	HAMMOND	55.316	10	BEAN	29.358	33	78	FRAMPTON	1:24.666	1:24.734	0.068
34	27	BELIOSSI	55.344	27	BELIOSSI	29.453	34	27	BELIOSSI	1:24.797	1:25.150	0.353
35	10	BEAN	55.449	78	FRAMPTON	29.677	35	10	BEAN	1:24.807	1:24.829	0.022
36							36	606	ANDERTON		1:18.872	
37							37	48	WALLIS		1:17.014	
38												

BMCRC - MRO Championships 2023 - Rnd 4 @ Donington Park

BMCRC Thunderbike Sport & BMCRC SuperTwins

RACE 19 - STATISTICS

Competitors Started 37
Planned Start 2023-06-03 @ 16:45:00.000
Actual Start 2023-06-03 @ 17:14:14.836
Finish Time 2023-06-03 @ 17:23:00.396
Track Length 1.9790mi.
Total Laps 259
Total Distance Covered 512.5784mi.

Session Fastest Lap History

NO	CL	NAME	LAP TIME	TIME OF DAY	LAP	VEHICLE
65	SUP	Nikki COATES	1:14.338	17:16:47.092	2	BMW F900R
65	SUP	Nikki COATES	1:14.203	17:18:01.295	3	BMW F900R

Session Leader History

NO	CL	NAME	FROM LAP	LAPS LED	DISTANCE	VEHICLE
65	SUP	Nikki COATES	1	7	13.81 miles	BMW F900R

Flag History

TYPE	TIME OF DAY
GREEN	17:14:14.836
FINISH	17:23:00.396

Flag Statistics

TYPE	COUNT	TOTAL LAPS	TOTAL TIME
Green	1	7	10:51.534
Red	0	0	0.000
Safety Car	0	0	0.000
FCY	0	0	0.000

BMCRC - MRO Championships 2023 - Rnd 4 @ Donington Park

BMCRC Thunderbike Sport & BMCRC SuperTwins

RACE 19 - STATISTICS

CLASS :

20 Starters

Fastest Lap History

NO	NAME	LAP TIME	TIME OF DAY	LAP	VEHICLE
0	Jeremy HILL	1:16.306	17:16:49.856	2	Yamaha R6
1	Adam JAMISON	1:16.125	17:16:52.374	2	Yamaha R6
0	Jeremy HILL	1:14.963	17:18:04.818	3	Yamaha R6
0	Jeremy HILL	1:14.930	17:20:35.298	5	Yamaha R6
0	Jeremy HILL	1:14.488	17:21:49.786	6	Yamaha R6

Leader History

NO	NAME	FROM LAP	LAPS LED	DISTANCE	VEHICLE
0	Jeremy HILL	1	7	13.81 miles	Yamaha R6

BMCRC - MRO Championships 2023 - Rnd 4 @ Donington Park

BMCRC Thunderbike Sport & BMCRC SuperTwins

RACE 19 - STATISTICS

CLASS : R

7 Starters

Fastest Lap History

NO	NAME	LAP TIME	TIME OF DAY	LAP	VEHICLE
994	Adrian HOWARD	1:19.121	17:17:00.089	2	Suzuki GSXR 600
994	Adrian HOWARD	1:18.851	17:18:18.940	3	Suzuki GSXR 600
994	Adrian HOWARD	1:18.519	17:19:37.451	4	Suzuki GSXR 600
994	Adrian HOWARD	1:18.229	17:22:14.305	6	Suzuki GSXR 600

Leader History

NO	NAME	FROM LAP	LAPS LED	DISTANCE	VEHICLE
994	Adrian HOWARD	1	7	13.81 miles	Suzuki GSXR 600

BMCRC - MRO Championships 2023 - Rnd 4 @ Donington Park

BMCRC Thunderbike Sport & BMCRC SuperTwins

RACE 19 - STATISTICS

CLASS : SUP

10 Starters

Fastest Lap History

NO	NAME	LAP TIME	TIME OF DAY	LAP	VEHICLE
65	Nikki COATES	1:14.338	17:16:47.092	2	BMW F900R
65	Nikki COATES	1:14.203	17:18:01.295	3	BMW F900R

Leader History

NO	NAME	FROM LAP	LAPS LED	DISTANCE	VEHICLE
65	Nikki COATES	1	7	13.81 miles	BMW F900R

BMCRC - MRO Championships 2023 - Rnd 4 @ Donington Park



BMCRC Thunderbike Sport & BMCRC SuperTwins

RACE 9 - GRID (10 Laps)

ROW 14		40	49 Oli CHAYTOR	
ROW 13		39	14 Kevin BAKER	38 139 Rob MARLEY
				37 27 Giovanni BELIOSSI
ROW 12	1:24.829	36	10 Robert BEAN	35 137 Colin McPHERSON
				34 53 Peter HAMMOND
ROW 11		33	66 Mark SMITH	32 100 Craig HOWTON
				31 51 Paul BEESLEY
ROW 10	1:21.228	30	910 Harry GOWER	29 67 Simon HARVEY
				28 35 Logan STONE
ROW 9		27	138 Craig JARMIN	26 77 David MAY
				25 99 Lee BELLOTTI
ROW 8	1:19.207	24	11 Malcolm BATE	23 89 Marco STRILLOZZI
				22 606 Jake ANDERTON
ROW 7		21	22 Darren DOWDS	20 58 Michael ALLEN
				19 994 Adrian HOWARD
ROW 6	1:17.014	18	48 Shaun WALLIS	17 25 Harrison DAY
				16 81 Malvern MAY
ROW 5		15	6 Peter HASLER	14 57 Paul NEWMAN
				13 19 Simon BASTABLE
ROW 4	1:16.079	12	1 Adam JAMISON	11 126 Glynn DAVIES
				10 97 Alex MANN
ROW 3		9	43 Colin WALKEY	8 69 Tony RUSSO
				7 31 Max MACRAE
ROW 2	1:15.636	6	151 Andy DENYER	5 33 Mark BISWELL
				4 73 James KELLY
ROW 1		3	0 Jeremy HILL	2 79 James O'MARA
				1 65 Nikki COATES
				Pole

#45, #78 & #166 - Reserves

Donington Park National: 1.9790 miles

These results are provisional until the conclusion of any judicial and technical matters.

Clerk Of Course :	Stewards :	Timekeeper : Richard Evans
-------------------	------------	----------------------------

Results can be found at www.tsl-timing.com

Printed - 17:36 Saturday, 03 June 2023



BMCRC - MRO Championships 2023 - Rnd 4 @ Donington Park



BMCRC Thunderbike Sport & BMCRC SuperTwins

RACE 9 - CLASSIFICATION

POS	NO	CL	PIC NAME	ENTRY	LAPS	TIME	GAP	DIFF	MPH	BEST	ON
1	65	SUP	1 Nikki COATES	BMW F900R - Art of Racing	10	12:25.599			95.37	1:13.551	2
2	79	SUP	2 James O'MARA	BMW F900R - BRP Machining Ltd - Alton Compress	10	12:26.155	0.556	0.556	95.30	1:13.442	2
3	0		1 Jeremy HILL	Yamaha R6 - Silver Arrows Racing / LT-Info.com	10	12:35.074	9.475	8.919	94.17	1:14.315	3
4	73	SUP	3 James KELLY	BMW F900 - Meee	10	12:35.839	10.240	0.765	94.08	1:14.429	4
5	31	SUP	4 Max MACRAE	BMW F900R - MacRae Racing	10	12:45.278	19.679	9.439	92.92	1:15.320	9
6	126	SUP	5 Glynn DAVIES	BMW F900 -	10	12:46.607	21.008	1.329	92.75	1:15.209	2
7	33		2 Mark BISWELL	Yamaha FZR600 -	10	12:46.697	21.098	0.090	92.74	1:15.438	9
8	69		3 Tony RUSSO	Yamaha R6 - Wymark Lubricants	10	12:52.429	26.830	5.732	92.06	1:15.962	10
9	57		4 Paul NEWMAN	Yamaha R6 - Scarlett Racing	10	12:55.378	29.779	2.949	91.70	1:16.377	9
10	1		5 Adam JAMISON	Yamaha R6 - Team AJR	10	12:55.502	29.903	0.124	91.69	1:15.714	10
11	97		6 Alex MANN	Honda CBR600RR - Michael Jones Jeweller, Esprit	10	12:55.662	30.063	0.160	91.67	1:15.638	10
12	151		7 Andy DENYER	Yamaha OWO1 -	10	12:57.242	31.643	1.580	91.49	1:16.406	6
13	6	SUP	6 Peter HASLER	BMW F900 - Art of Racing	10	12:58.096	32.497	0.854	91.38	1:16.311	10
14	19	SUP	7 Simon BASTABLE	BMW F900R - WSCperformance.co.uk	10	13:01.001	35.402	2.905	91.04	1:16.885	7
15	81		8 Malvern MAY	Honda CBR600RR - IMP racing	10	13:02.122	36.523	1.121	90.91	1:16.739	8
16	48*		9 Shaun WALLIS	Yamaha R6 - MBC Despatch Racing	10	13:07.752	42.153	5.630	90.26	1:16.191	8
17	99A	R	1 Adrian HOWARD	Suzuki GSXR 600 - Geary Roofing & Building Servio	10	13:08.144	42.545	0.392	90.22	1:17.304	6
18	25		10 Harrison DAY	Yamaha R6 -	10	13:08.242	42.643	0.098	90.21	1:17.192	5
19	606*	R	2 Jake ANDERTON	Honda CBR600RR - CurrentElec Racing	10	13:14.962	49.363	6.720	89.45	1:17.895	4
20	58	SUP	8 Michael ALLEN	Kawasaki ER6 -	10	13:15.624	50.025	0.662	89.37	1:17.577	5
21	99		11 Lee BELLOTTI	Kawasaki ZX6R - MH Equipment Ltd	10	13:17.195	51.596	1.571	89.20	1:18.254	8
22	89	R	3 Marco STRILLOZZI	Yamaha R6 - KLUAPP.COM	10	13:22.065	56.466	4.870	88.65	1:18.112	10
23	77		12 David MAY	Suzuki GSXR600 - Orchard Cooling / Team Silver Ar	10	13:39.787	1:14.188	17.722	86.74	1:20.393	4
24	138	SUP	9 Craig JARMIN	Suzuki SV650 - SK PreP	10	13:44.479	1:18.880	4.692	86.24	1:20.946	8
25	910	R	4 Harry GOWER	Suzuki SV650 - RightGear Motorcycles	9	12:32.229	1 Lap	1 Lap	85.06	1:21.142	7
26	66		13 Mark SMITH	Yamaha R6 - IMP RACING	9	12:32.838	1 Lap	0.609	84.99	1:22.358	8
27	51		14 Paul BEESLEY	Yamaha R6 -	9	12:34.324	1 Lap	1.486	84.82	1:21.421	8
28	53		15 Peter HAMMOND	Suzuki SRAD -	9	12:45.391	1 Lap	11.067	83.59	1:22.693	6
29	10		16 Robert BEAN	Kawasaki ZXR 750 - Mean Green Bean Motorcycles	9	12:46.786	1 Lap	1.395	83.44	1:23.070	8
30	14	SUP	10 Kevin BAKER	Kawasaki ER650 - Malbay Painting	9	12:47.940	1 Lap	1.154	83.32	1:22.927	7
31	137	R	5 Colin McPHERSON	Yamaha R6 -	9	12:48.437	1 Lap	0.497	83.26	1:23.036	8
32	49		17 Oli CHAYTOR	Yamaha R6 - PearTree Racing	9	13:11.313	1 Lap	22.876	80.85	1:26.285	6
33	27	SUP	11 Giovanni BELIOSSI	BMW F900R -	9	13:17.330	1 Lap	6.017	80.24	1:23.572	6

NOT CLASSIFIED

DNF	43		Colin WALKLEY	Kawasaki ZX6R G2 - ELP Racing	8	10:25.601	2 Laps	1 Lap	90.88	1:16.023	7
DNF	11		Malcolm BATE	Kawasaki ZX7R - Hartjay	8	10:38.679	2 Laps	13.078	89.02	1:18.026	6
DNF	100	SUP	Craig HOWTON	Kawasaki ER6N - ME	4	5:38.210	6 Laps	4 Laps	83.85	1:21.033	2
DNF	22		Darren DOWDS	Suzuki SV650 - Sublime DSG Ltd	3	4:15.463	7 Laps	1 Lap	83.13	1:19.596	2
DNF	35	R	Logan STONE	Yamaha R6 -	3	4:21.145	7 Laps	5.682	81.32	1:24.248	3
DNF	67	R	Simon HARVEY	Suzuki SV650 -	1	1:30.352	9 Laps	2 Laps	77.34		

FASTEST LAP

79	SUP	James O'MARA	BMW F900R - BRP Machining Ltd - Alton Compress	2	1:13.442	97.01 mph	156.12 kph
0		Jeremy HILL	Yamaha R6 - Silver Arrows Racing / LT-Info.com	3	1:14.315	95.87 mph	154.28 kph
99A	R	Adrian HOWARD	Suzuki GSXR 600 - Geary Roofing & Building Servio	6	1:17.304	92.16 mph	148.32 kph

#606 & #48 - No working transponders still, please fix for your next race.

Class SUP - 92.5% of Race Speed = 88.21 mph

Class - 92.5% of Race Speed = 87.10 mph

Class R - 92.5% of Race Speed = 83.45 mph

Weather / Track : Bright / Dry

These results are provisional until the conclusion of any judicial and technical matters.

Race Distance: 10 Laps / 19.79 miles

Donington Park National: 1.9790 miles

Date: 04/06/2023 Start: 12:12 Finish: 12:25

Clerk Of Course :	Stewards :	Timekeeper : Richard Evans
-------------------	------------	----------------------------

Results can be found at www.tsl-timing.com

Printed - 12:26 Sunday, 04 June 2023



BMCRC - MRO Championships 2023 - Rnd 4 @ Donington Park

BMCRC Thunderbike Sport & BMCRC SuperTwins

RACE 9 - LAP CHART

LAP 1 @ 12:14:04.774

NO	BEHIND	LAP TIME
65		1:17.359
79	0.356	1:17.715
0	1.864	1:19.223
73	2.093	1:19.452
126	2.485	1:19.844
31	3.147	1:20.506
33	3.414	1:20.773
151	4.351	1:21.710
57	4.640	1:21.999
6	5.159	1:22.518
69	5.256	1:22.615
19	5.604	1:22.963
97	6.141	1:23.500
1	7.114	1:24.473
43	7.119	1:24.478
25	7.269	1:24.628
81	7.788	1:25.147
994	7.822	1:25.181
58	8.103	1:25.462
606	8.197	1:25.556
48	8.841	1:26.200
99	9.274	1:26.633
22	9.701	1:27.060
89	10.233	1:27.592
11	11.005	1:28.364
77	11.110	1:28.469
100	11.666	1:29.025
66	12.011	1:29.370
138	12.832	1:30.191
67	12.993	1:30.352
35	14.810	1:32.169
910	15.777	1:33.136
51	15.831	1:33.190
10	16.285	1:33.644
27	16.615	1:33.974
14	16.934	1:34.293
137	17.390	1:34.749
53	18.074	1:35.433
49	18.377	1:35.736

LAP 2 @ 12:15:18.325

NO	BEHIND	LAP TIME
65		1:13.551
79	0.247	1:13.442
0	2.784	1:14.471
73	3.230	1:14.688
126	4.143	1:15.209
31	4.951	1:15.355
33	5.632	1:15.769
151	7.760	1:16.960
57	8.644	1:17.555
69	8.752	1:17.047
6	9.056	1:17.448
19	9.208	1:17.155
97	9.427	1:16.837
1	9.704	1:16.141
25	11.399	1:17.681
994	12.406	1:18.135
81	12.496	1:18.259
606	13.176	1:18.530
43	13.893	1:20.325
58	14.179	1:19.627
48	14.488	1:19.198

99	15.225	1:19.502
22	15.746	1:19.596
11	15.829	1:18.375
89	17.405	1:20.723
77	18.292	1:20.733
100	19.148	1:21.033
66	21.566	1:23.106
138	22.317	1:23.036
35	25.987	1:24.728
51	26.189	1:23.909
910	26.231	1:24.005
10	26.803	1:24.069
14	27.253	1:23.870
53	28.312	1:23.789
27	28.386	1:25.322
137	29.636	1:25.797
49	31.549	1:26.723

LAP 3 @ 12:16:32.599

NO	BEHIND	LAP TIME
65		1:14.274
79	0.090	1:14.117
0	2.825	1:14.315
73	3.584	1:14.628
31	7.497	1:16.820
33	7.581	1:16.223
126	7.670	1:17.801
151	11.431	1:17.945
57	11.943	1:17.573
69	12.171	1:17.693
97	12.701	1:17.548
6	12.929	1:18.147
1	12.977	1:17.547
19	13.290	1:18.356
25	14.958	1:17.833
81	15.444	1:17.222
994	16.095	1:17.963
43	16.790	1:17.171
606	17.566	1:18.664
58	18.089	1:18.184
48	18.230	1:18.016
99	19.979	1:19.028
11	20.263	1:18.708
89	23.048	1:19.917
77	24.452	1:20.434
100	28.078	1:23.204
66	29.672	1:22.380
138	30.121	1:22.078
22	30.279	1:28.807 P
910	35.464	1:23.507
35	35.961	1:24.248
51	36.464	1:24.549
10	36.946	1:24.417
14	37.248	1:24.269
53	37.993	1:23.955
137	40.907	1:25.545
49	43.793	1:26.518
27	44.451	1:30.339 P

LAP 4 @ 12:17:46.938

NO	BEHIND	LAP TIME
65		1:14.339
79	0.088	1:14.337
0	3.137	1:14.651
73	3.674	1:14.429

33	9.281	1:16.039
126	9.744	1:16.413
31	9.826	1:16.668
69	14.536	1:16.704
151	14.872	1:17.780
57	15.130	1:17.526
1	15.471	1:16.833
97	15.750	1:17.388
6	16.650	1:18.060
19	16.740	1:17.789
81	18.658	1:17.553
25	18.784	1:18.165
994	19.148	1:17.392
43	19.275	1:16.824
606	21.122	1:17.895
48	21.539	1:17.648
58	22.537	1:18.787
99	24.311	1:18.671
11	24.562	1:18.638
89	28.028	1:19.319
77	30.506	1:20.393
138	37.637	1:21.855
66	38.503	1:23.170
100	38.687	1:24.948
910	43.449	1:22.324
51	44.840	1:22.715
14	47.847	1:24.938
53	48.372	1:24.718
10	48.515	1:25.908
137	51.119	1:24.551
49	56.517	1:27.063

LAP 5 @ 12:19:01.770

NO	BEHIND	LAP TIME
65		1:14.832
79	0.196	1:14.940
27	1 Lap	1:46.510
0	3.138	1:14.833
73	3.438	1:14.596
33	10.766	1:16.317
31	11.246	1:16.252
126	11.556	1:16.644
69	16.973	1:17.269
151	17.393	1:17.353
57	18.015	1:17.717
1	18.146	1:17.507
97	18.243	1:17.325
6	18.857	1:17.039
19	19.059	1:17.151
81	20.873	1:17.047
25	21.144	1:17.192
43	21.366	1:16.923
994	21.994	1:17.678
606	24.257	1:17.967
48	24.615	1:17.908
58	25.282	1:17.577
99	28.337	1:18.858
11	29.145	1:19.415
89	33.118	1:19.922
77	37.183	1:21.509
138	44.324	1:21.519
66	46.591	1:22.920
910	50.926	1:22.309
51	52.085	1:22.077
53	56.920	1:23.380
14	57.244	1:24.229

LAP 6 @ 12:20:15.940

NO	BEHIND	LAP TIME
65		1:14.170
79	0.025	1:13.999
0	4.369	1:15.401
73	4.889	1:15.621
27	1 Lap	1:24.456
31	12.572	1:15.496
126	13.149	1:15.763
33	13.307	1:16.711
69	18.827	1:16.024
151	19.629	1:16.406
57	20.260	1:16.415
1	20.490	1:16.514
97	21.002	1:16.929
6	21.652	1:16.965
19	21.826	1:16.937
81	24.269	1:17.566
43	24.510	1:17.314
25	24.667	1:17.693
994	25.128	1:17.304
48	27.666	1:17.221
606	29.096	1:19.009
58	29.432	1:18.320
99	32.724	1:18.557
11	33.001	1:18.026
89	38.546	1:19.598
77	44.389	1:21.376
138	51.363	1:21.209
66	56.132	1:23.711
910	59.200	1:22.444
51	1:00.631	1:22.716
53	1:05.443	1:22.693
14	1:07.130	1:24.056
10	1:07.336	1:23.498
137	1:09.866	1:23.553

LAP 7 @ 12:21:30.062

NO	BEHIND	LAP TIME
79		1:14.097
65	0.091	1:14.213
0	5.896	1:15.649
49	1 Lap	1:26.285
73	6.385	1:15.618
31	14.352	1:15.902
126	15.070	1:16.043
33	15.495	1:16.310
69	21.248	1:16.543
27	1 Lap	1:23.572
57	23.044	1:16.906
151	23.284	1:17.777
1	23.384	1:17.016
97	23.577	1:16.697
6	24.437	1:16.907
19	24.589	1:16.885
43	26.411	1:16.023
81	27.115	1:16.968
994	28.415	1:17.409
25	28.459	1:17.914
48	30.173	1:16.629
606	34.201	1:19.227

58	34.405	1:19.095
11	37.836	1:18.957
99	38.298	1:19.696
89	43.507	1:19.083
77	51.060	1:20.793
138	58.429	1:21.188
66	1:04.869	1:22.859
910	1:06.220	1:21.142
51	1:08.076	1:21.567
53	1:14.361	1:23.040

LAP 8 @ 12:22:44.505

NO	BEHIND	LAP TIME
65		1:14.352
79	0.363	1:14.806
14	1 Lap	1:22.927
10	1 Lap	1:23.235
137	1 Lap	1:23.184
0	6.296	1:14.843
73	6.876	1:14.934
31	15.806	1:15.897
126	16.179	1:15.552
33	16.842	1:15.790
49	1 Lap	1:26.415
69	23.097	1:16.292
57	25.385	1:16.784
1	26.833	1:17.892
151	27.134	1:18.293
97	27.169	1:18.035
6	28.251	1:18.257
19	28.334	1:18.188
43	28.511	1:16.543
81	29.411	1:16.739
27	1 Lap	1:23.758
994	31.563	1:17.591
25	31.607	1:17.591
48	31.921	1:16.191
606	38.479	1:18.721
58	39.123	1:19.161
11	41.589	1:18.196
99	42.109	1:18.254
89	47.923	1:18.859
77	58.005	1:21.388
138	1:04.932	1:20.946
66	1:12.784	1:22.358
910	1:13.116	1:21.339

LAP 9 @ 12:23:58.344

NO	BEHIND	LAP TIME
65		1:13.839
79	0.268	1:13.744
51	1 Lap	1:21.421
53	1 Lap	1:22.957
0	9.140	1:16.683
73	9.788	1:16.751
10	1 Lap	1:23.070
14	1 Lap	1:23.672
137	1 Lap	1:23.036
31	17.287	1:15.320
126	17.553	1:15.213
33	18.441	1:15.438
69	25.538	1:16.280
57	27.923	1:16.377
1	28.859	1:15.865
97	29.095	1:15.765

BMCRC - MRO Championships 2023 - Rnd 4 @ Donington Park

BMCRC Thunderbike Sport & BMCRC SuperTwins

RACE 9 - LAP CHART

151	29.870	1:16.575
6	30.856	1:16.444
49	1 Lap	1:27.113
19	32.397	1:17.902
81	33.247	1:17.675
48	37.506	1:19.424
994	37.604	1:19.880
25	37.903	1:20.135
27	1 Lap	1:24.347
606	44.545	1:19.905
58	44.896	1:19.612
99	46.905	1:18.635
89	53.024	1:18.940
77	1:06.254	1:22.088
138	1:12.525	1:21.432

LAP 10 @ 12:25:13.014

NO	BEHIND	LAP TIME
65		1:14.670
79	0.556	1:14.958
910	1 Lap	1:22.023
66	1 Lap	1:22.964
51	1 Lap	1:22.180
0	9.475	1:15.005
73	10.240	1:15.122
31	19.679	1:17.062
53	1 Lap	1:25.426
126	21.008	1:18.125
33	21.098	1:17.327
10	1 Lap	1:24.620
14	1 Lap	1:25.686
137	1 Lap	1:23.826
69	26.830	1:15.962
57	29.779	1:16.526
1	29.903	1:15.714
97	30.063	1:15.638
151	31.643	1:16.443
6	32.497	1:16.311
19	35.402	1:17.675
81	36.523	1:17.946
48	42.153	1:19.317
994	42.545	1:19.611
25	42.643	1:19.410
49	1 Lap	1:28.835
606	49.363	1:19.488
58	50.025	1:19.799
99	51.596	1:19.361
27	1 Lap	1:25.052
89	56.466	1:18.112
77	1:14.188	1:22.604
138	1:18.880	1:21.025

BMCRC - MRO Championships 2023 - Rnd 4 @ Donington Park

BMCRC Thunderbike Sport & BMCRC SuperTwins

RACE 9 - POSITION CHART

No	Name	Lap										
		Pos	1	2	3	4	5	6	7	8	9	10
65	COATES	1	65	65	65	65	65	65	79	65	65	65
79	O'MARA	2	79	79	79	79	79	79	65	79	79	79
0	HILL	3	0	0	0	0	0	0	0	0	0	0
73	KELLY	4	73	73	73	73	73	73	73	73	73	73
33	BISWELL	5	126	126	31	33	33	31	31	31	31	31
151	DENYER	6	31	31	33	126	31	126	126	126	126	126
31	MACRAE	7	33	33	126	31	126	33	33	33	33	33
69	RUSSO	8	151	151	151	69	69	69	69	69	69	69
43	WALKEY	9	57	57	57	151	151	151	57	57	57	57
97	MANN	10	6	69	69	57	57	57	151	1	1	1
126	DAVIES	11	69	6	97	1	1	1	1	151	97	97
1	JAMISON	12	19	19	6	97	97	97	97	97	151	151
19	BASTABLE	13	97	97	1	6	6	6	6	6	6	6
57	NEWMAN	14	1	1	19	19	19	19	19	19	19	19
6	HASLER	15	43	25	25	81	81	81	43	43	81	81
81	MAY	16	25	994	81	25	25	43	81	81	48	48
25	DAY	17	81	81	994	994	43	25	994	994	994	994
48	WALLIS	18	994	606	43	43	994	994	25	25	25	25
994	HOWARD	19	58	43	606	606	606	48	48	48	606	606
58	ALLEN	20	606	58	58	48	48	606	606	606	58	58
22	DOWDS	21	48	48	48	58	58	58	58	58	99	99
606	ANDERTON	22	99	99	99	99	99	99	11	11	89	89
89	STRILLOZZI	23	22	22	11	11	11	11	99	99	77	77
11	BATE	24	89	11	89	89	89	89	89	89	138	138
99	BELLOTTI	25	11	89	77	77	77	77	77	77	910	
77	MAY	26	77	77	100	138	138	138	138	138	66	
138	JARMIN	27	100	100	66	66	66	66	66	66	51	
35	STONE	28	66	66	138	100	910	910	910	910	53	
67	HARVEY	29	138	138	22	910	51	51	51	51	10	
910	GOWER	30	67	35	910	51	53	53	53	53	14	
51	BEESELEY	31	35	51	35	14	14	14	14	10	137	
100	HOWTON	32	910	910	51	53	10	10	10	14	49	
66	SMITH	33	51	10	10	10	137	137	137	137	27	
53	HAMMOND	34	10	14	14	137	49	49	49	49		
137	McPHERSON	35	27	53	53	49	27	27	27	27		
10	BEAN	36	14	27	137	27						
27	BELIOSSI	37	137	137	49							
14	BAKER	38	53	49	27							
49	CHAYTOR	39	49									

BMCRC - MRO Championships 2023 - Rnd 4 @ Donington Park

BMCRC Thunderbike Sport & BMCRC SuperTwins

RACE 9 - SECTOR ANALYSIS



SECTOR 1 = FL to I1, SECTOR 2 = I1 to FL, DIFF = Difference To Personal Best Lap, P = Crossed Finish Line in Pit Lane, D = Time Disallowed

P1		65 SUP		Nikki COATES		BMW F900R - Art of Racing	
IDEAL LAP TIME : 1:13.474		BEST LAP TIME : 1:13.551		DIFFERENCE : 0.077			
LAP	SECTOR 1	SECTOR 2	LAP TIME	MPH	DIFF	TIME OF DAY	
1 -		25.798	1:17.359	92.09	3.808	12:14:04.774	
2 -	47.832	25.719	1:13.551 (1)	96.86		12:15:18.325	
3 -	48.112	26.162	1:14.274	95.92	0.723	12:16:32.599	
4 -	48.397	25.942	1:14.339	95.83	0.788	12:17:46.938	
5 -	48.981	25.851	1:14.832	95.20	1.281	12:19:01.770	
6 -	48.093	26.077	1:14.170 (3)	96.05	0.619	12:20:15.940	
7 -	48.401	25.812	1:14.213	96.00	0.662	12:21:30.153	
8 -	48.202	26.150	1:14.352	95.82	0.801	12:22:44.505	
9 -	47.755	26.084	1:13.839 (2)	96.48	0.288	12:23:58.344	
10 -	48.299	26.371	1:14.670	95.41	1.119	12:25:13.014	

P2		79 SUP		James O'MARA		BMW F900R - BRP Machining Ltd - Alton Compressor Services	
IDEAL LAP TIME : 1:13.442		BEST LAP TIME : 1:13.442		DIFFERENCE : 0.000			
LAP	SECTOR 1	SECTOR 2	LAP TIME	MPH	DIFF	TIME OF DAY	
1 -		25.965	1:17.715	91.67	4.273	12:14:05.130	
2 -	47.782	25.660	1:13.442 (1)	97.01		12:15:18.572	
3 -	48.413	25.704	1:14.117	96.12	0.675	12:16:32.689	
4 -	48.210	26.127	1:14.337	95.84	0.895	12:17:47.026	
5 -	49.035	25.905	1:14.940	95.07	1.498	12:19:01.966	
6 -	48.022	25.977	1:13.999 (3)	96.28	0.557	12:20:15.965	
7 -	48.191	25.906	1:14.097	96.15	0.655	12:21:30.062	
8 -	48.587	26.219	1:14.806	95.24	1.364	12:22:44.868	
9 -	47.827	25.917	1:13.744 (2)	96.61	0.302	12:23:58.612	
10 -	48.203	26.755	1:14.958	95.04	1.516	12:25:13.570	

P3		0		Jeremy HILL		Yamaha R6 - Silver Arrows Racing / LT-Info.com	
IDEAL LAP TIME : 1:14.315		BEST LAP TIME : 1:14.315		DIFFERENCE : 0.000			
LAP	SECTOR 1	SECTOR 2	LAP TIME	MPH	DIFF	TIME OF DAY	
1 -		27.011	1:19.223	89.93	4.908	12:14:06.638	
2 -	48.531	25.940	1:14.471 (2)	95.67	0.156	12:15:21.109	
3 -	48.503	25.812	1:14.315 (1)	95.87		12:16:35.424	
4 -	48.554	26.097	1:14.651 (3)	95.43	0.336	12:17:50.075	
5 -	48.780	26.053	1:14.833	95.20	0.518	12:19:04.908	
6 -	49.058	26.343	1:15.401	94.49	1.086	12:20:20.309	
7 -	48.806	26.843	1:15.649	94.18	1.334	12:21:35.958	
8 -	48.944	25.899	1:14.843	95.19	0.528	12:22:50.801	
9 -	49.908	26.775	1:16.683	92.91	2.368	12:24:07.484	
10 -	48.730	26.275	1:15.005	94.98	0.690	12:25:22.489	

P4		73 SUP		James KELLY		BMW F900 - Meee	
IDEAL LAP TIME : 1:14.388		BEST LAP TIME : 1:14.429		DIFFERENCE : 0.041			
LAP	SECTOR 1	SECTOR 2	LAP TIME	MPH	DIFF	TIME OF DAY	
1 -		26.530	1:19.452	89.67	5.023	12:14:06.867	
2 -	48.563	26.125	1:14.688	95.39	0.259	12:15:21.555	
3 -	48.481	26.147	1:14.628 (3)	95.46	0.199	12:16:36.183	
4 -	48.263	26.166	1:14.429 (1)	95.72		12:17:50.612	
5 -	48.421	26.175	1:14.596 (2)	95.50	0.167	12:19:05.208	
6 -	48.933	26.688	1:15.621	94.21	1.192	12:20:20.829	
7 -	48.810	26.808	1:15.618	94.21	1.189	12:21:36.447	
8 -	48.779	26.155	1:14.934	95.07	0.505	12:22:51.381	
9 -	49.280	27.471	1:16.751	92.82	2.322	12:24:08.132	
10 -	48.287	26.835	1:15.122	94.84	0.693	12:25:23.254	

BMCRC - MRO Championships 2023 - Rnd 4 @ Donington Park

BMCRC Thunderbike Sport & BMCRC SuperTwins

RACE 9 - SECTOR ANALYSIS



SECTOR 1 = FL to I1, SECTOR 2 = I1 to FL, DIFF = Difference To Personal Best Lap, P = Crossed Finish Line in Pit Lane, D = Time Disallowed

P5 31 SUP Max MACRAE		BMW F900R - MacRae Racing				
IDEAL LAP TIME : 1:15.163		BEST LAP TIME : 1:15.320		DIFFERENCE : 0.157		
LAP	SECTOR 1	SECTOR 2	LAP TIME	MPH	DIFF	TIME OF DAY
1 -		26.750	1:20.506	88.49	5.186	12:14:07.921
2 -	48.906	26.449	1:15.355 (2)	94.54	0.035	12:15:23.276
3 -	49.088	27.732	1:16.820	92.74	1.500	12:16:40.096
4 -	49.849	26.819	1:16.668	92.92	1.348	12:17:56.764
5 -	49.653	26.599	1:16.252	93.43	0.932	12:19:13.016
6 -	48.834	26.662	1:15.496 (3)	94.37	0.176	12:20:28.512
7 -	49.234	26.668	1:15.902	93.86	0.582	12:21:44.414
8 -	49.212	26.685	1:15.897	93.87	0.577	12:23:00.311
9 -	48.991	26.329	1:15.320 (1)	94.59		12:24:15.631
10 -	49.420	27.642	1:17.062	92.45	1.742	12:25:32.693

P6 126 SUP Glynn DAVIES		BMW F900 -				
IDEAL LAP TIME : 1:15.147		BEST LAP TIME : 1:15.209		DIFFERENCE : 0.062		
LAP	SECTOR 1	SECTOR 2	LAP TIME	MPH	DIFF	TIME OF DAY
1 -		26.431	1:19.844	89.23	4.635	12:14:07.259
2 -	48.829	26.380	1:15.209 (1)	94.73		12:15:22.468
3 -	49.604	28.197	1:17.801	91.57	2.592	12:16:40.269
4 -	49.890	26.523	1:16.413	93.23	1.204	12:17:56.682
5 -	49.551	27.093	1:16.644	92.95	1.435	12:19:13.326
6 -	49.109	26.654	1:15.763	94.03	0.554	12:20:29.089
7 -	49.461	26.582	1:16.043	93.69	0.834	12:21:45.132
8 -	49.094	26.458	1:15.552 (3)	94.30	0.343	12:23:00.684
9 -	48.767	26.446	1:15.213 (2)	94.72	0.004	12:24:15.897
10 -	49.906	28.219	1:18.125	91.19	2.916	12:25:34.022

P7 33 Mark BISWELL		Yamaha FZR600 -				
IDEAL LAP TIME : 1:15.438		BEST LAP TIME : 1:15.438		DIFFERENCE : 0.000		
LAP	SECTOR 1	SECTOR 2	LAP TIME	MPH	DIFF	TIME OF DAY
1 -		26.417	1:20.773	88.20	5.335	12:14:08.188
2 -	49.296	26.473	1:15.769 (2)	94.03	0.331	12:15:23.957
3 -	49.462	26.761	1:16.223	93.47	0.785	12:16:40.180
4 -	49.509	26.530	1:16.039	93.69	0.601	12:17:56.219
5 -	49.853	26.464	1:16.317	93.35	0.879	12:19:12.536
6 -	49.647	27.064	1:16.711	92.87	1.273	12:20:29.247
7 -	49.748	26.562	1:16.310	93.36	0.872	12:21:45.557
8 -	49.179	26.611	1:15.790 (3)	94.00	0.352	12:23:01.347
9 -	49.076	26.362	1:15.438 (1)	94.44		12:24:16.785
10 -	49.548	27.779	1:17.327	92.13	1.889	12:25:34.112

P8 69 Tony RUSSO		Yamaha R6 - Wymark Lubricants				
IDEAL LAP TIME : 1:15.717		BEST LAP TIME : 1:15.962		DIFFERENCE : 0.245		
LAP	SECTOR 1	SECTOR 2	LAP TIME	MPH	DIFF	TIME OF DAY
1 -		27.117	1:22.615	86.23	6.653	12:14:10.030
2 -	49.948	27.099	1:17.047	92.47	1.085	12:15:27.077
3 -	50.584	27.109	1:17.693	91.70	1.731	12:16:44.770
4 -	49.699	27.005	1:16.704	92.88	0.742	12:18:01.474
5 -	49.996	27.273	1:17.269	92.20	1.307	12:19:18.743
6 -	49.373	26.651	1:16.024 (2)	93.71	0.062	12:20:34.767
7 -	49.543	27.000	1:16.543	93.08	0.581	12:21:51.310
8 -	49.505	26.787	1:16.292	93.38	0.330	12:23:07.602
9 -	49.823	26.457	1:16.280 (3)	93.40	0.318	12:24:23.882
10 -	49.260	26.702	1:15.962 (1)	93.79		12:25:39.844

BMCRC - MRO Championships 2023 - Rnd 4 @ Donington Park

BMCRC Thunderbike Sport & BMCRC SuperTwins

RACE 9 - SECTOR ANALYSIS



SECTOR 1 = FL to I1, SECTOR 2 = I1 to FL, DIFF = Difference To Personal Best Lap, P = Crossed Finish Line in Pit Lane, D = Time Disallowed

P9 57 Paul NEWMAN		Yamaha R6 - Scarlett Racing				
IDEAL LAP TIME : 1:15.861		BEST LAP TIME : 1:16.377		DIFFERENCE : 0.516		
LAP	SECTOR 1	SECTOR 2	LAP TIME	MPH	DIFF	TIME OF DAY
1 -		26.976	1:21.999	86.88	5.622	12:14:09.414
2 -	50.361	27.194	1:17.555	91.86	1.178	12:15:26.969
3 -	50.512	27.061	1:17.573	91.84	1.196	12:16:44.542
4 -	50.554	26.972	1:17.526	91.90	1.149	12:18:02.068
5 -	50.346	27.371	1:17.717	91.67	1.340	12:19:19.785
6 -	49.921	26.494	1:16.415 (2)	93.23	0.038	12:20:36.200
7 -	49.597	27.309	1:16.906	92.64	0.529	12:21:53.106
8 -	49.962	26.822	1:16.784	92.78	0.407	12:23:09.890
9 -	49.469	26.908	1:16.377 (1)	93.28		12:24:26.267
10 -	49.367	27.159	1:16.526 (3)	93.10	0.149	12:25:42.793

P10 1 Adam JAMISON		Yamaha R6 - Team AJR				
IDEAL LAP TIME : 1:15.391		BEST LAP TIME : 1:15.714		DIFFERENCE : 0.323		
LAP	SECTOR 1	SECTOR 2	LAP TIME	MPH	DIFF	TIME OF DAY
1 -		27.895	1:24.473	84.34	8.759	12:14:11.888
2 -	49.664	26.477	1:16.141 (3)	93.57	0.427	12:15:28.029
3 -	50.648	26.899	1:17.547	91.87	1.833	12:16:45.576
4 -	49.741	27.092	1:16.833	92.72	1.119	12:18:02.409
5 -	50.203	27.304	1:17.507	91.92	1.793	12:19:19.916
6 -	50.007	26.507	1:16.514	93.11	0.800	12:20:36.430
7 -	49.610	27.406	1:17.016	92.50	1.302	12:21:53.446
8 -	51.270	26.622	1:17.892	91.46	2.178	12:23:11.338
9 -	49.261	26.604	1:15.865 (2)	93.91	0.151	12:24:27.203
10 -	48.914	26.800	1:15.714 (1)	94.09		12:25:42.917

P11 97 Alex MANN		Honda CBR600RR - Michael Jones Jeweller, Esprit Group, Carl				
IDEAL LAP TIME : 1:15.390		BEST LAP TIME : 1:15.638		DIFFERENCE : 0.248		
LAP	SECTOR 1	SECTOR 2	LAP TIME	MPH	DIFF	TIME OF DAY
1 -		27.111	1:23.500	85.32	7.862	12:14:10.915
2 -	49.802	27.035	1:16.837	92.72	1.199	12:15:27.752
3 -	50.411	27.137	1:17.548	91.87	1.910	12:16:45.300
4 -	49.860	27.528	1:17.388	92.06	1.750	12:18:02.688
5 -	50.246	27.079	1:17.325	92.13	1.687	12:19:20.013
6 -	50.138	26.791	1:16.929	92.61	1.291	12:20:36.942
7 -	49.353	27.344	1:16.697 (3)	92.89	1.059	12:21:53.639
8 -	51.572	26.463	1:18.035	91.30	2.397	12:23:11.674
9 -	49.136	26.629	1:15.765 (2)	94.03	0.127	12:24:27.439
10 -	48.927	26.711	1:15.638 (1)	94.19		12:25:43.077

P12 151 Andy DENYER		Yamaha OW01 -				
IDEAL LAP TIME : 1:16.006		BEST LAP TIME : 1:16.406		DIFFERENCE : 0.400		
LAP	SECTOR 1	SECTOR 2	LAP TIME	MPH	DIFF	TIME OF DAY
1 -		27.045	1:21.710	87.19	5.304	12:14:09.125
2 -	50.179	26.781	1:16.960	92.57	0.554	12:15:26.085
3 -	50.845	27.100	1:17.945	91.40	1.539	12:16:44.030
4 -	50.522	27.258	1:17.780	91.59	1.374	12:18:01.810
5 -	49.997	27.356	1:17.353	92.10	0.947	12:19:19.163
6 -	49.760	26.646	1:16.406 (1)	93.24		12:20:35.569
7 -	50.117	27.660	1:17.777	91.60	1.371	12:21:53.346
8 -	51.138	27.155	1:18.293	90.99	1.887	12:23:11.639
9 -	49.820	26.755	1:16.575 (3)	93.04	0.169	12:24:28.214
10 -	49.360	27.083	1:16.443 (2)	93.20	0.037	12:25:44.657

BMCRC - MRO Championships 2023 - Rnd 4 @ Donington Park

BMCRC Thunderbike Sport & BMCRC SuperTwins

RACE 9 - SECTOR ANALYSIS



SECTOR 1 = FL to I1, SECTOR 2 = I1 to FL, DIFF = Difference To Personal Best Lap, P = Crossed Finish Line in Pit Lane, D = Time Disallowed

P13		6 SUP		Peter HASLER		BMW F900 - Art of Racing	
IDEAL LAP TIME : 1:16.124		BEST LAP TIME : 1:16.311		DIFFERENCE : 0.187			
LAP	SECTOR 1	SECTOR 2	LAP TIME	MPH	DIFF	TIME OF DAY	
1 -		27.623	1:22.518	86.33	6.207	12:14:09.933	
2 -	50.305	27.143	1:17.448	91.99	1.137	12:15:27.381	
3 -	50.664	27.483	1:18.147	91.16	1.836	12:16:45.528	
4 -	50.611	27.449	1:18.060	91.27	1.749	12:18:03.588	
5 -	50.070	26.969	1:17.039	92.48	0.728	12:19:20.627	
6 -	49.985	26.980	1:16.965	92.56	0.654	12:20:37.592	
7 -	49.843	27.064	1:16.907 (3)	92.63	0.596	12:21:54.499	
8 -	51.042	27.215	1:18.257	91.04	1.946	12:23:12.756	
9 -	49.209	27.235	1:16.444 (2)	93.20	0.133	12:24:29.200	
10 -	49.396	26.915	1:16.311 (1)	93.36		12:25:45.511	

P14		19 SUP		Simon BASTABLE		BMW F900R - WSCperformance.co.uk	
IDEAL LAP TIME : 1:16.805		BEST LAP TIME : 1:16.885		DIFFERENCE : 0.080			
LAP	SECTOR 1	SECTOR 2	LAP TIME	MPH	DIFF	TIME OF DAY	
1 -		27.206	1:22.963	85.87	6.078	12:14:10.378	
2 -	50.125	27.030	1:17.155	92.34	0.270	12:15:27.533	
3 -	50.887	27.469	1:18.356	90.92	1.471	12:16:45.889	
4 -	50.444	27.345	1:17.789	91.58	0.904	12:18:03.678	
5 -	50.178	26.973	1:17.151 (3)	92.34	0.266	12:19:20.829	
6 -	50.078	26.859	1:16.937 (2)	92.60	0.052	12:20:37.766	
7 -	49.946	26.939	1:16.885 (1)	92.66		12:21:54.651	
8 -	51.204	26.984	1:18.188	91.12	1.303	12:23:12.839	
9 -	50.032	27.870	1:17.902	91.45	1.017	12:24:30.741	
10 -	50.462	27.213	1:17.675	91.72	0.790	12:25:48.416	

P15		81		Malvern MAY		Honda CBR600RR - IMP racing	
IDEAL LAP TIME : 1:16.627		BEST LAP TIME : 1:16.739		DIFFERENCE : 0.112			
LAP	SECTOR 1	SECTOR 2	LAP TIME	MPH	DIFF	TIME OF DAY	
1 -		28.360	1:25.147	83.67	8.408	12:14:12.562	
2 -	51.079	27.180	1:18.259	91.03	1.520	12:15:30.821	
3 -	50.454	26.768	1:17.222	92.26	0.483	12:16:48.043	
4 -	50.191	27.362	1:17.553	91.86	0.814	12:18:05.596	
5 -	50.025	27.022	1:17.047 (3)	92.47	0.308	12:19:22.643	
6 -	50.581	26.985	1:17.566	91.85	0.827	12:20:40.209	
7 -	49.987	26.981	1:16.968 (2)	92.56	0.229	12:21:57.177	
8 -	49.883	26.856	1:16.739 (1)	92.84		12:23:13.916	
9 -	49.859	27.816	1:17.675	91.72	0.936	12:24:31.591	
10 -	50.591	27.355	1:17.946	91.40	1.207	12:25:49.537	

P16		48		Shaun WALLIS		Yamaha R6 - MBC Despatch Racing	
IDEAL LAP TIME :		BEST LAP TIME : 1:16.191		DIFFERENCE :			
LAP	SECTOR 1	SECTOR 2	LAP TIME	MPH	DIFF	TIME OF DAY	
1 -			1:26.200	82.65	10.009	12:14:13.615	
2 -			1:19.198	89.95	3.007	12:15:32.813	
3 -			1:18.016	91.32	1.825	12:16:50.829	
4 -			1:17.648	91.75	1.457	12:18:08.477	
5 -			1:17.908	91.44	1.717	12:19:26.385	
6 -			1:17.221 (3)	92.26	1.030	12:20:43.606	
7 -			1:16.629 (2)	92.97	0.438	12:22:00.235	
8 -			1:16.191 (1)	93.51		12:23:16.426	
9 -			1:19.424	89.70	3.233	12:24:35.850	
10 -			1:19.317	89.82	3.126	12:25:55.167	

BMCRC - MRO Championships 2023 - Rnd 4 @ Donington Park

BMCRC Thunderbike Sport & BMCRC SuperTwins

RACE 9 - SECTOR ANALYSIS



SECTOR 1 = FL to I1, SECTOR 2 = I1 to FL, DIFF = Difference To Personal Best Lap, P = Crossed Finish Line in Pit Lane, D = Time Disallowed

P17 994 R		Adrian HOWARD		Suzuki GSXR 600 - Geary Roofing & Building Services			
IDEAL LAP TIME : 1:16.908		BEST LAP TIME : 1:17.304		DIFFERENCE : 0.396			
LAP	SECTOR 1	SECTOR 2	LAP TIME	MPH	DIFF	TIME OF DAY	
1 -		27.684	1:25.181	83.64	7.877	12:14:12.596	
2 -	50.817	27.318	1:18.135	91.18	0.831	12:15:30.731	
3 -	50.960	27.003	1:17.963	91.38	0.659	12:16:48.694	
4 -	49.905	27.487	1:17.392 (2)	92.05	0.088	12:18:06.086	
5 -	50.389	27.289	1:17.678	91.72	0.374	12:19:23.764	
6 -	50.282	27.022	1:17.304 (1)	92.16		12:20:41.068	
7 -	50.174	27.235	1:17.409 (3)	92.03	0.105	12:21:58.477	
8 -	50.432	27.159	1:17.591	91.82	0.287	12:23:16.068	
9 -	51.608	28.272	1:19.880	89.19	2.576	12:24:35.948	
10 -	51.315	28.296	1:19.611	89.49	2.307	12:25:55.559	

P18 25		Harrison DAY		Yamaha R6 -			
IDEAL LAP TIME : 1:17.192		BEST LAP TIME : 1:17.192		DIFFERENCE : 0.000			
LAP	SECTOR 1	SECTOR 2	LAP TIME	MPH	DIFF	TIME OF DAY	
1 -		27.491	1:24.628	84.18	7.436	12:14:12.043	
2 -	50.944	26.737	1:17.681 (3)	91.71	0.489	12:15:29.724	
3 -	51.035	26.798	1:17.833	91.53	0.641	12:16:47.557	
4 -	50.526	27.639	1:18.165	91.14	0.973	12:18:05.722	
5 -	50.500	26.692	1:17.192 (1)	92.29		12:19:22.914	
6 -	50.914	26.779	1:17.693	91.70	0.501	12:20:40.607	
7 -	50.845	27.069	1:17.914	91.44	0.722	12:21:58.521	
8 -	50.605	26.986	1:17.591 (2)	91.82	0.399	12:23:16.112	
9 -	51.659	28.476	1:20.135	88.90	2.943	12:24:36.247	
10 -	51.119	28.291	1:19.410	89.71	2.218	12:25:55.657	

P19 606 R		Jake ANDERTON		Honda CBR600RR - CurrentElec Racing			
IDEAL LAP TIME :		BEST LAP TIME : 1:17.895		DIFFERENCE :			
LAP	SECTOR 1	SECTOR 2	LAP TIME	MPH	DIFF	TIME OF DAY	
1 -			1:25.556	83.27	7.661	12:14:12.971	
2 -			1:18.530 (3)	90.72	0.635	12:15:31.501	
3 -			1:18.664	90.57	0.769	12:16:50.165	
4 -			1:17.895 (1)	91.46		12:18:08.060	
5 -			1:17.967 (2)	91.38	0.072	12:19:26.027	
6 -			1:19.009	90.17	1.114	12:20:45.036	
7 -			1:19.227	89.92	1.332	12:22:04.263	
8 -			1:18.721	90.50	0.826	12:23:22.984	
9 -			1:19.905	89.16	2.010	12:24:42.889	
10 -			1:19.488	89.63	1.593	12:26:02.377	

P20 58 SUP		Michael ALLEN		Kawasaki ER6 -			
IDEAL LAP TIME : 1:17.552		BEST LAP TIME : 1:17.577		DIFFERENCE : 0.025			
LAP	SECTOR 1	SECTOR 2	LAP TIME	MPH	DIFF	TIME OF DAY	
1 -		27.697	1:25.462	83.36	7.885	12:14:12.877	
2 -	52.519	27.108	1:19.627	89.47	2.050	12:15:32.504	
3 -	51.128	27.056	1:18.184 (2)	91.12	0.607	12:16:50.688	
4 -	51.508	27.279	1:18.787	90.42	1.210	12:18:09.475	
5 -	50.496	27.081	1:17.577 (1)	91.83		12:19:27.052	
6 -	50.537	27.783	1:18.320 (3)	90.96	0.743	12:20:45.372	
7 -	51.464	27.631	1:19.095	90.07	1.518	12:22:04.467	
8 -	51.712	27.449	1:19.161	90.00	1.584	12:23:23.628	
9 -	52.112	27.500	1:19.612	89.49	2.035	12:24:43.240	
10 -	51.629	28.170	1:19.799	89.28	2.222	12:26:03.039	

BMCRC - MRO Championships 2023 - Rnd 4 @ Donington Park

BMCRC Thunderbike Sport & BMCRC SuperTwins

RACE 9 - SECTOR ANALYSIS



SECTOR 1 = FL to I1, SECTOR 2 = I1 to FL, DIFF = Difference To Personal Best Lap, P = Crossed Finish Line in Pit Lane, D = Time Disallowed

P21 99		Lee BELLOTTI		Kawasaki ZX6R - MH Equipment Ltd		
IDEAL LAP TIME : 1:18.013		BEST LAP TIME : 1:18.254		DIFFERENCE : 0.241		
LAP	SECTOR 1	SECTOR 2	LAP TIME	MPH	DIFF	TIME OF DAY
1 -		27.635	1:26.633	82.23	8.379	12:14:14.048
2 -	51.895	27.607	1:19.502	89.61	1.248	12:15:33.550
3 -	51.842	27.186	1:19.028	90.15	0.774	12:16:52.578
4 -	51.547	27.124	1:18.671	90.56	0.417	12:18:11.249
5 -	51.585	27.273	1:18.858	90.34	0.604	12:19:30.107
6 -	51.204	27.353	1:18.557 (2)	90.69	0.303	12:20:48.664
7 -	51.945	27.751	1:19.696	89.39	1.442	12:22:08.360
8 -	50.889	27.365	1:18.254 (1)	91.04		12:23:26.614
9 -	51.397	27.238	1:18.635 (3)	90.60	0.381	12:24:45.249
10 -	51.016	28.345	1:19.361	89.77	1.107	12:26:04.610

P22 89 R		Marco STRILLOZZI		Yamaha R6 - KLUAPP.COM		
IDEAL LAP TIME : 1:18.112		BEST LAP TIME : 1:18.112		DIFFERENCE : 0.000		
LAP	SECTOR 1	SECTOR 2	LAP TIME	MPH	DIFF	TIME OF DAY
1 -		27.813	1:27.592	81.33	9.480	12:14:15.007
2 -	52.848	27.875	1:20.723	88.26	2.611	12:15:35.730
3 -	52.229	27.688	1:19.917	89.15	1.805	12:16:55.647
4 -	51.347	27.972	1:19.319	89.82	1.207	12:18:14.966
5 -	51.499	28.423	1:19.922	89.14	1.810	12:19:34.888
6 -	51.967	27.631	1:19.598	89.50	1.486	12:20:54.486
7 -	51.676	27.407	1:19.083	90.09	0.971	12:22:13.569
8 -	51.453	27.406	1:18.859 (2)	90.34	0.747	12:23:32.428
9 -	51.294	27.646	1:18.940 (3)	90.25	0.828	12:24:51.368
10 -	50.709	27.403	1:18.112 (1)	91.21		12:26:09.480

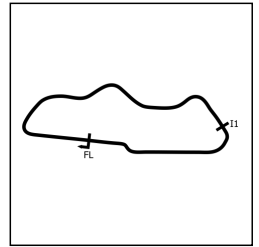
P23 77		David MAY		Suzuki GSXR600 - Orchard Cooling / Team Silver Arrows		
IDEAL LAP TIME : 1:20.355		BEST LAP TIME : 1:20.393		DIFFERENCE : 0.038		
LAP	SECTOR 1	SECTOR 2	LAP TIME	MPH	DIFF	TIME OF DAY
1 -		28.305	1:28.469	80.53	8.076	12:14:15.884
2 -	52.395	28.338	1:20.733 (3)	88.24	0.340	12:15:36.617
3 -	52.429	28.005	1:20.434 (2)	88.57	0.041	12:16:57.051
4 -	52.418	27.975	1:20.393 (1)	88.62		12:18:17.444
5 -	53.392	28.117	1:21.509	87.40	1.116	12:19:38.953
6 -	53.136	28.240	1:21.376	87.55	0.983	12:21:00.329
7 -	52.833	27.960	1:20.793	88.18	0.400	12:22:21.122
8 -	53.170	28.218	1:21.388	87.53	0.995	12:23:42.510
9 -	53.162	28.926	1:22.088	86.79	1.695	12:25:04.598
10 -	54.046	28.558	1:22.604	86.25	2.211	12:26:27.202

P24 138 SUP		Craig JARMIN		Suzuki SV650 - SK PreP		
IDEAL LAP TIME : 1:20.827		BEST LAP TIME : 1:20.946		DIFFERENCE : 0.119		
LAP	SECTOR 1	SECTOR 2	LAP TIME	MPH	DIFF	TIME OF DAY
1 -		28.474	1:30.191	78.99	9.245	12:14:17.606
2 -	54.248	28.788	1:23.036	85.80	2.090	12:15:40.642
3 -	53.755	28.323	1:22.078	86.80	1.132	12:17:02.720
4 -	53.548	28.307	1:21.855	87.03	0.909	12:18:24.575
5 -	53.160	28.359	1:21.519	87.39	0.573	12:19:46.094
6 -	52.865	28.344	1:21.209	87.73	0.263	12:21:07.303
7 -	52.874	28.314	1:21.188 (3)	87.75	0.242	12:22:28.491
8 -	52.808	28.138	1:20.946 (1)	88.01		12:23:49.437
9 -	52.727	28.705	1:21.432	87.49	0.486	12:25:10.869
10 -	52.689	28.336	1:21.025 (2)	87.93	0.079	12:26:31.894

BMCRC - MRO Championships 2023 - Rnd 4 @ Donington Park

BMCRC Thunderbike Sport & BMCRC SuperTwins

RACE 9 - SECTOR ANALYSIS



SECTOR 1 = FL to I1, SECTOR 2 = I1 to FL, DIFF = Difference To Personal Best Lap, P = Crossed Finish Line in Pit Lane, D = Time Disallowed

P25 910 R		Harry GOWER		Suzuki SV650 - RightGear Motorcycles			
IDEAL LAP TIME : 1:21.079		BEST LAP TIME : 1:21.142		DIFFERENCE : 0.063			
LAP	SECTOR 1	SECTOR 2	LAP TIME	MPH	DIFF	TIME OF DAY	
1 -		29.028	1:33.136	76.49	11.994	12:14:20.551	
2 -	54.899	29.106	1:24.005	84.81	2.863	12:15:44.556	
3 -	55.069	28.438	1:23.507	85.31	2.365	12:17:08.063	
4 -	54.287	28.037	1:22.324	86.54	1.182	12:18:30.387	
5 -	54.070	28.239	1:22.309	86.55	1.167	12:19:52.696	
6 -	54.024	28.420	1:22.444	86.41	1.302	12:21:15.140	
7 -	53.101	28.041	1:21.142 (1)	87.80		12:22:36.282	
8 -	53.042	28.297	1:21.339 (2)	87.59	0.197	12:23:57.621	
9 -	53.592	28.431	1:22.023 (3)	86.86	0.881	12:25:19.644	

P26 66		Mark SMITH		Yamaha R6 - IMP RACING			
IDEAL LAP TIME : 1:22.169		BEST LAP TIME : 1:22.358		DIFFERENCE : 0.189			
LAP	SECTOR 1	SECTOR 2	LAP TIME	MPH	DIFF	TIME OF DAY	
1 -		28.207	1:29.370	79.72	7.012	12:14:16.785	
2 -	54.762	28.344	1:23.106	85.72	0.748	12:15:39.891	
3 -	54.057	28.323	1:22.380 (2)	86.48	0.022	12:17:02.271	
4 -	54.688	28.482	1:23.170	85.66	0.812	12:18:25.441	
5 -	54.373	28.547	1:22.920	85.92	0.562	12:19:48.361	
6 -	55.117	28.594	1:23.711	85.10	1.353	12:21:12.072	
7 -	54.217	28.642	1:22.859 (3)	85.98	0.501	12:22:34.931	
8 -	53.962	28.396	1:22.358 (1)	86.50		12:23:57.289	
9 -	54.272	28.692	1:22.964	85.87	0.606	12:25:20.253	

P27 51		Paul BEESLEY		Yamaha R6 -			
IDEAL LAP TIME : 1:21.110		BEST LAP TIME : 1:21.421		DIFFERENCE : 0.311			
LAP	SECTOR 1	SECTOR 2	LAP TIME	MPH	DIFF	TIME OF DAY	
1 -		29.377	1:33.190	76.45	11.769	12:14:20.605	
2 -	54.765	29.144	1:23.909	84.90	2.488	12:15:44.514	
3 -	55.869	28.680	1:24.549	84.26	3.128	12:17:09.063	
4 -	54.180	28.535	1:22.715	86.13	1.294	12:18:31.778	
5 -	53.851	28.226	1:22.077 (3)	86.80	0.656	12:19:53.855	
6 -	54.247	28.469	1:22.716	86.13	1.295	12:21:16.571	
7 -	53.247	28.320	1:21.567 (2)	87.34	0.146	12:22:38.138	
8 -	52.884	28.537	1:21.421 (1)	87.50		12:23:59.559	
9 -	53.065	29.115	1:22.180	86.69	0.759	12:25:21.739	

P28 53		Peter HAMMOND		Suzuki SRAD -			
IDEAL LAP TIME : 1:22.463		BEST LAP TIME : 1:22.693		DIFFERENCE : 0.230			
LAP	SECTOR 1	SECTOR 2	LAP TIME	MPH	DIFF	TIME OF DAY	
1 -		30.392	1:35.433	74.65	12.740	12:14:22.848	
2 -	54.965	28.824	1:23.789	85.03	1.096	12:15:46.637	
3 -	54.756	29.199	1:23.955	84.86	1.262	12:17:10.592	
4 -	55.350	29.368	1:24.718	84.09	2.025	12:18:35.310	
5 -	54.437	28.943	1:23.380	85.44	0.687	12:19:58.690	
6 -	53.639	29.054	1:22.693 (1)	86.15		12:21:21.383	
7 -	53.956	29.084	1:23.040 (3)	85.79	0.347	12:22:44.423	
8 -	54.045	28.912	1:22.957 (2)	85.88	0.264	12:24:07.380	
9 -	55.877	29.549	1:25.426	83.40	2.733	12:25:32.806	

BMCRC - MRO Championships 2023 - Rnd 4 @ Donington Park

BMCRC Thunderbike Sport & BMCRC SuperTwins

RACE 9 - SECTOR ANALYSIS



SECTOR 1 = FL to I1, SECTOR 2 = I1 to FL, DIFF = Difference To Personal Best Lap, P = Crossed Finish Line in Pit Lane, D = Time Disallowed

P29 10		Robert BEAN		Kawasaki ZXR 750 - Mean Green Bean Motorcycles			
IDEAL LAP TIME : 1:22.676		BEST LAP TIME : 1:23.070		DIFFERENCE : 0.394			
LAP	SECTOR 1	SECTOR 2	LAP TIME	MPH	DIFF	TIME OF DAY	
1 -		29.566	1:33.644	76.08	10.574	12:14:21.059	
2 -	55.299	28.770	1:24.069	84.74	0.999	12:15:45.128	
3 -	55.399	29.018	1:24.417	84.39	1.347	12:17:09.545	
4 -	56.750	29.158	1:25.908	82.93	2.838	12:18:35.453	
5 -	55.635	28.690	1:24.325	84.49	1.255	12:19:59.778	
6 -	54.550	28.948	1:23.498 (3)	85.32	0.428	12:21:23.276	
7 -	54.137	29.098	1:23.235 (2)	85.59	0.165	12:22:46.511	
8 -	53.986	29.084	1:23.070 (1)	85.76		12:24:09.581	
9 -	54.434	30.186	1:24.620	84.19	1.550	12:25:34.201	

P30 14 SUP		Kevin BAKER		Kawasaki ER650 - Malbay Painting			
IDEAL LAP TIME : 1:22.532		BEST LAP TIME : 1:22.927		DIFFERENCE : 0.395			
LAP	SECTOR 1	SECTOR 2	LAP TIME	MPH	DIFF	TIME OF DAY	
1 -		29.865	1:34.293	75.55	11.366	12:14:21.708	
2 -	55.407	28.463	1:23.870 (3)	84.94	0.943	12:15:45.578	
3 -	55.251	29.018	1:24.269	84.54	1.342	12:17:09.847	
4 -	55.835	29.103	1:24.938	83.88	2.011	12:18:34.785	
5 -	55.427	28.802	1:24.229	84.58	1.302	12:19:59.014	
6 -	54.915	29.141	1:24.056	84.76	1.129	12:21:23.070	
7 -	54.069	28.858	1:22.927 (1)	85.91		12:22:45.997	
8 -	54.313	29.359	1:23.672 (2)	85.14	0.745	12:24:09.669	
9 -	55.473	30.213	1:25.686	83.14	2.759	12:25:35.355	

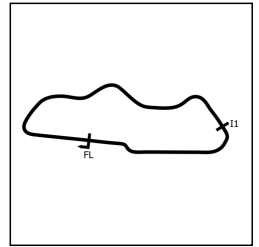
P31 137 R		Colin McPHERSON		Yamaha R6 -			
IDEAL LAP TIME : 1:23.036		BEST LAP TIME : 1:23.036		DIFFERENCE : 0.000			
LAP	SECTOR 1	SECTOR 2	LAP TIME	MPH	DIFF	TIME OF DAY	
1 -		29.929	1:34.749	75.19	11.713	12:14:22.164	
2 -	56.458	29.339	1:25.797	83.04	2.761	12:15:47.961	
3 -	55.996	29.549	1:25.545	83.28	2.509	12:17:13.506	
4 -	55.811	28.740	1:24.551	84.26	1.515	12:18:38.057	
5 -	55.331	28.865	1:24.196	84.61	1.160	12:20:02.253	
6 -	54.925	28.628	1:23.553 (3)	85.27	0.517	12:21:25.806	
7 -	54.572	28.612	1:23.184 (2)	85.64	0.148	12:22:48.990	
8 -	54.568	28.468	1:23.036 (1)	85.80		12:24:12.026	
9 -	55.160	28.666	1:23.826	84.99	0.790	12:25:35.852	

P32 49		Oli CHAYTOR		Yamaha R6 - PearTree Racing			
IDEAL LAP TIME : 1:25.954		BEST LAP TIME : 1:26.285		DIFFERENCE : 0.331			
LAP	SECTOR 1	SECTOR 2	LAP TIME	MPH	DIFF	TIME OF DAY	
1 -		30.325	1:35.736	74.41	9.451	12:14:23.151	
2 -	57.061	29.662	1:26.723	82.15	0.438	12:15:49.874	
3 -	56.587	29.931	1:26.518 (3)	82.34	0.233	12:17:16.392	
4 -	57.041	30.022	1:27.063	81.83	0.778	12:18:43.455	
5 -	56.843	29.782	1:26.625	82.24	0.340	12:20:10.080	
6 -	56.292	29.993	1:26.285 (1)	82.57		12:21:36.365	
7 -	56.447	29.968	1:26.415 (2)	82.44	0.130	12:23:02.780	
8 -	56.610	30.503	1:27.113	81.78	0.828	12:24:29.893	
9 -	56.710	32.125	1:28.835	80.20	2.550	12:25:58.728	

BMCRC - MRO Championships 2023 - Rnd 4 @ Donington Park

BMCRC Thunderbike Sport & BMCRC SuperTwins

RACE 9 - SECTOR ANALYSIS



SECTOR 1 = FL to I1, SECTOR 2 = I1 to FL, DIFF = Difference To Personal Best Lap, P = Crossed Finish Line in Pit Lane, D = Time Disallowed

P33 27 SUP		Giovanni BELIOSSI		BMW F900R -		
IDEAL LAP TIME : 1:23.333		BEST LAP TIME : 1:23.572		DIFFERENCE : 0.239		
LAP	SECTOR 1	SECTOR 2	LAP TIME	MPH	DIFF	TIME OF DAY
1 -		29.652	1:33.974	75.81	10.402	12:14:21.389
2 -	55.640	29.682	1:25.322	83.50	1.750	12:15:46.711
3 -	55.939	IN PIT	1:30.339	P 78.86	6.767	12:17:17.050
4 -	OUTLAP	29.071	1:46.510	66.89	22.938	12:19:03.560
5 -	55.312	29.144	1:24.456	84.35	0.884	12:20:28.016
6 -	54.467	29.105	1:23.572 (1)	85.25		12:21:51.588
7 -	54.892	28.866	1:23.758 (2)	85.06	0.186	12:23:15.346
8 -	54.589	29.758	1:24.347 (3)	84.46	0.775	12:24:39.693
9 -	55.616	29.436	1:25.052	83.76	1.480	12:26:04.745

P34 43		Colin WALKEY		Kawasaki ZX6R G2 - ELP Racing		
IDEAL LAP TIME : 1:15.947		BEST LAP TIME : 1:16.023		DIFFERENCE : 0.076		
LAP	SECTOR 1	SECTOR 2	LAP TIME	MPH	DIFF	TIME OF DAY
1 -		28.337	1:24.478	84.33	8.455	12:14:11.893
2 -	52.913	27.412	1:20.325	88.69	4.302	12:15:32.218
3 -	50.113	27.058	1:17.171	92.32	1.148	12:16:49.389
4 -	49.505	27.319	1:16.824 (3)	92.73	0.801	12:18:06.213
5 -	50.101	26.822	1:16.923	92.62	0.900	12:19:23.136
6 -	50.225	27.089	1:17.314	92.15	1.291	12:20:40.450
7 -	49.125	26.898	1:16.023 (1)	93.71		12:21:56.473
8 -	49.721	26.822	1:16.543 (2)	93.08	0.520	12:23:13.016

P35 11		Malcolm BATE		Kawasaki ZX7R - Hartjay		
IDEAL LAP TIME : 1:17.706		BEST LAP TIME : 1:18.026		DIFFERENCE : 0.320		
LAP	SECTOR 1	SECTOR 2	LAP TIME	MPH	DIFF	TIME OF DAY
1 -		28.469	1:28.364	80.62	10.338	12:14:15.779
2 -	51.329	27.046	1:18.375 (3)	90.90	0.349	12:15:34.154
3 -	51.543	27.165	1:18.708	90.51	0.682	12:16:52.862
4 -	51.464	27.174	1:18.638	90.60	0.612	12:18:11.500
5 -	51.667	27.748	1:19.415	89.71	1.389	12:19:30.915
6 -	50.679	27.347	1:18.026 (1)	91.31		12:20:48.941
7 -	51.440	27.517	1:18.957	90.23	0.931	12:22:07.898
8 -	50.660	27.536	1:18.196 (2)	91.11	0.170	12:23:26.094

P36 100 SUP		Craig HOWTON		Kawasaki ER6N - ME		
IDEAL LAP TIME : 1:20.597		BEST LAP TIME : 1:21.033		DIFFERENCE : 0.436		
LAP	SECTOR 1	SECTOR 2	LAP TIME	MPH	DIFF	TIME OF DAY
1 -		28.171	1:29.025	80.02	7.992	12:14:16.440
2 -	52.426	28.607	1:21.033 (1)	87.92		12:15:37.473
3 -	54.355	28.849	1:23.204 (2)	85.62	2.171	12:17:00.677
4 -	54.794	30.154	1:24.948 (3)	83.87	3.915	12:18:25.625

P37 22		Darren DOWDS		Suzuki SV650 - Sublime DSG Ltd		
IDEAL LAP TIME : 1:19.596		BEST LAP TIME : 1:19.596		DIFFERENCE : 0.000		
LAP	SECTOR 1	SECTOR 2	LAP TIME	MPH	DIFF	TIME OF DAY
1 -		28.300	1:27.060	81.83	7.464	12:14:14.475
2 -	51.979	27.617	1:19.596 (1)	89.51		12:15:34.071
3 -	52.739	IN PIT	1:28.807	P 80.22	9.211	12:17:02.878

P38 35 R		Logan STONE		Yamaha R6 -		
IDEAL LAP TIME : 1:24.248		BEST LAP TIME : 1:24.248		DIFFERENCE : 0.000		
LAP	SECTOR 1	SECTOR 2	LAP TIME	MPH	DIFF	TIME OF DAY
1 -		29.468	1:32.169	77.29	7.921	12:14:19.584
2 -	55.383	29.345	1:24.728 (2)	84.08	0.480	12:15:44.312
3 -	55.081	29.167	1:24.248 (1)	84.56		12:17:08.560

BMCRC - MRO Championships 2023 - Rnd 4 @ Donington Park

BMCRC Thunderbike Sport & BMCRC SuperTwins

RACE 9 - SECTOR ANALYSIS



SECTOR 1 = FL to I1, SECTOR 2 = I1 to FL, DIFF = Difference To Personal Best Lap, P = Crossed Finish Line in Pit Lane, D = Time Disallowed

P39	67 R	Simon HARVEY	Suzuki SV650 -			
IDEAL LAP TIME :		BEST LAP TIME :		DIFFERENCE :		
LAP	SECTOR 1	SECTOR 2	LAP TIME	MPH	DIFF	TIME OF DAY
1 -		28.767	1:30.352	78.85		12:14:17.767

BMCRC - MRO Championships 2023 - Rnd 4 @ Donington Park

BMCRC Thunderbike Sport & BMCRC SuperTwins

RACE 9 - BEST SECTORS

SECTOR 1			SECTOR 2			IDEAL / BEST COMPARISON						
POS	NO	NAME	TIME	NO	NAME	TIME	POS	NO	NAME	IDEAL	BEST	DIFF
									PERFECT LAP	1:13.415		
1	65	COATES	47.755	79	O'MARA	25.660	1	79	O'MARA	1:13.442	1:13.442	0.000
2	79	O'MARA	47.782	65	COATES	25.719	2	65	COATES	1:13.474	1:13.551	0.077
3	73	KELLY	48.263	0	HILL	25.812	3	0	HILL	1:14.315	1:14.315	0.000
4	0	HILL	48.503	73	KELLY	26.125	4	73	KELLY	1:14.388	1:14.429	0.041
5	126	DAVIES	48.767	31	MACRAE	26.329	5	126	DAVIES	1:15.147	1:15.209	0.062
6	31	MACRAE	48.834	33	BISWELL	26.362	6	31	MACRAE	1:15.163	1:15.320	0.157
7	1	JAMISON	48.914	126	DAVIES	26.380	7	97	MANN	1:15.390	1:15.638	0.248
8	97	MANN	48.927	69	RUSSO	26.457	8	1	JAMISON	1:15.391	1:15.714	0.323
9	33	BISWELL	49.076	97	MANN	26.463	9	33	BISWELL	1:15.438	1:15.438	0.000
10	43	WALKEY	49.125	1	JAMISON	26.477	10	69	RUSSO	1:15.717	1:15.962	0.245
11	6	HASLER	49.209	57	NEWMAN	26.494	11	57	NEWMAN	1:15.861	1:16.377	0.516
12	69	RUSSO	49.260	151	DENYER	26.646	12	43	WALKEY	1:15.947	1:16.023	0.076
13	151	DENYER	49.360	25	DAY	26.692	13	151	DENYER	1:16.006	1:16.406	0.400
14	57	NEWMAN	49.367	81	MAY	26.768	14	6	HASLER	1:16.124	1:16.311	0.187
15	81	MAY	49.859	43	WALKEY	26.822	15	81	MAY	1:16.627	1:16.739	0.112
16	994	HOWARD	49.905	19	BASTABLE	26.859	16	19	BASTABLE	1:16.805	1:16.885	0.080
17	19	BASTABLE	49.946	6	HASLER	26.915	17	994	HOWARD	1:16.908	1:17.304	0.396
18	58	ALLEN	50.496	994	HOWARD	27.003	18	25	DAY	1:17.192	1:17.192	0.000
19	25	DAY	50.500	11	BATE	27.046	19	58	ALLEN	1:17.552	1:17.577	0.025
20	11	BATE	50.660	58	ALLEN	27.056	20	11	BATE	1:17.706	1:18.026	0.320
21	89	STRILLOZZI	50.709	99	BELLOTTI	27.124	21	99	BELLOTTI	1:18.013	1:18.254	0.241
22	99	BELLOTTI	50.889	89	STRILLOZZI	27.403	22	89	STRILLOZZI	1:18.112	1:18.112	0.000
23	22	DOWDS	51.979	22	DOWDS	27.617	23	22	DOWDS	1:19.596	1:19.596	0.000
24	77	MAY	52.395	77	MAY	27.960	24	77	MAY	1:20.355	1:20.393	0.038
25	100	HOWTON	52.426	910	GOWER	28.037	25	100	HOWTON	1:20.597	1:21.033	0.436
26	138	JARMIN	52.689	138	JARMIN	28.138	26	138	JARMIN	1:20.827	1:20.946	0.119
27	51	BEESLEY	52.884	100	HOWTON	28.171	27	910	GOWER	1:21.079	1:21.142	0.063
28	910	GOWER	53.042	66	SMITH	28.207	28	51	BEESLEY	1:21.110	1:21.421	0.311
29	53	HAMMOND	53.639	51	BEESLEY	28.226	29	66	SMITH	1:22.169	1:22.358	0.189
30	66	SMITH	53.962	14	BAKER	28.463	30	53	HAMMOND	1:22.463	1:22.693	0.230
31	10	BEAN	53.986	137	McPHERSON	28.468	31	14	BAKER	1:22.532	1:22.927	0.395
32	14	BAKER	54.069	10	BEAN	28.690	32	10	BEAN	1:22.676	1:23.070	0.394
33	27	BELIOSSI	54.467	67	HARVEY	28.767	33	137	McPHERSON	1:23.036	1:23.036	0.000
34	137	McPHERSON	54.568	53	HAMMOND	28.824	34	27	BELIOSSI	1:23.333	1:23.572	0.239
35	35	STONE	55.081	27	BELIOSSI	28.866	35	35	STONE	1:24.248	1:24.248	0.000
36	49	CHAYTOR	56.292	35	STONE	29.167	36	49	CHAYTOR	1:25.954	1:26.285	0.331
37				49	CHAYTOR	29.662	37	67	HARVEY			
38							38	48	WALLIS		1:16.191	
39							39	606	ANDERTON		1:17.895	

BMCRC - MRO Championships 2023 - Rnd 4 @ Donington Park

BMCRC Thunderbike Sport & BMCRC SuperTwins

RACE 9 - STATISTICS

Competitors Started 39
Planned Start 2023-06-04 @ 12:05:00.000
Actual Start 2023-06-04 @ 12:12:47.414
Finish Time 2023-06-04 @ 12:25:13.013
Track Length 1.9790mi.
Total Laps 348
Total Distance Covered 688.7154mi.

Session Fastest Lap History

NO	CL	NAME	LAP TIME	TIME OF DAY	LAP	VEHICLE
65	SUP	Nikki COATES	1:13.551	12:15:18.350	2	BMW F900R
79	SUP	James O'MARA	1:13.442	12:15:18.596	2	BMW F900R

Session Leader History

NO	CL	NAME	FROM LAP	LAPS LED	DISTANCE	VEHICLE
65	SUP	Nikki COATES	1	6	11.83 miles	BMW F900R
79	SUP	James O'MARA	7	1	1.97 miles	BMW F900R
65	SUP	Nikki COATES	8	3	5.93 miles	BMW F900R

Flag History

TYPE	TIME OF DAY
GREEN	12:12:47.414
FINISH	12:25:13.013

Flag Statistics

TYPE	COUNT	TOTAL LAPS	TOTAL TIME
Green	1	10	13:53.773
Red	0	0	0.000
Safety Car	0	0	0.000
FCY	0	0	0.000

BMCRC - MRO Championships 2023 - Rnd 4 @ Donington Park

BMCRC Thunderbike Sport & BMCRC SuperTwins

RACE 9 - STATISTICS

CLASS :

20 Starters

Fastest Lap History

NO	NAME	LAP TIME	TIME OF DAY	LAP	VEHICLE
0	Jeremy HILL	1:14.471	12:15:21.123	2	Yamaha R6
0	Jeremy HILL	1:14.315	12:16:35.438	3	Yamaha R6

Leader History

NO	NAME	FROM LAP	LAPS LED	DISTANCE	VEHICLE
0	Jeremy HILL	1	10	19.75 miles	Yamaha R6

BMCRC - MRO Championships 2023 - Rnd 4 @ Donington Park

BMCRC Thunderbike Sport & BMCRC SuperTwins

RACE 9 - STATISTICS

CLASS : R

7 Starters

Fastest Lap History

NO	NAME	LAP TIME	TIME OF DAY	LAP	VEHICLE
994	Adrian HOWARD	1:18.135	12:15:30.741	2	Suzuki GSXR 600
994	Adrian HOWARD	1:17.963	12:16:48.702	3	Suzuki GSXR 600
994	Adrian HOWARD	1:17.392	12:18:06.095	4	Suzuki GSXR 600
994	Adrian HOWARD	1:17.304	12:20:41.077	6	Suzuki GSXR 600

Leader History

NO	NAME	FROM LAP	LAPS LED	DISTANCE	VEHICLE
994	Adrian HOWARD	1	10	19.75 miles	Suzuki GSXR 600

BMCRC - MRO Championships 2023 - Rnd 4 @ Donington Park

BMCRC Thunderbike Sport & BMCRC SuperTwins

RACE 9 - STATISTICS

CLASS : SUP

12 Starters

Fastest Lap History

NO	NAME	LAP TIME	TIME OF DAY	LAP	VEHICLE
65	Nikki COATES	1:13.551	12:15:18.350	2	BMW F900R
79	James O'MARA	1:13.442	12:15:18.596	2	BMW F900R

Leader History

NO	NAME	FROM LAP	LAPS LED	DISTANCE	VEHICLE
65	Nikki COATES	1	6	11.83 miles	BMW F900R
79	James O'MARA	7	1	1.97 miles	BMW F900R
65	Nikki COATES	8	3	5.93 miles	BMW F900R

BMCRC - MRO Championships 2023 - Rnd 4 @ Donington Park



BMCRC Thunderbike Sport & BMCRC SuperTwins

RACE 20 - GRID (10 Laps)

ROW 14			40	139 Rob MARLEY						
ROW 13		39	49 Oli CHAYTOR	1:26.285	38	35 Logan STONE	1:24.248	37	27 Giovanni BELIOSSI	1:23.572
ROW 12	36	10 Robert BEAN	1:23.070	35	67 Simon HARVEY	1:23.036	34	137 Colin McPHERSON		
ROW 11		33	14 Kevin BAKER	1:22.927	32	53 Peter HAMMOND	1:22.693	31	66 Mark SMITH	1:22.358
ROW 10	30	51 Paul BEESLEY	1:21.421	29	910 Harry GOWER	1:21.142	28	100 Craig HOWTON	1:21.033	
ROW 9		27	138 Craig JARMIN	1:20.946	26	77 David MAY	1:20.393	25	22 Darren DOWDS	1:19.596
ROW 8	24	99 Lee BELLOTTI	1:18.254	23	89 Marco STRILLOZZI	1:18.112	22	11 Malcolm BATE	1:18.026	
ROW 7		21	606 Jake ANDERTON	1:17.895	20	58 Michael ALLEN	1:17.577	19	994 Adrian HOWARD	1:17.304
ROW 6	18	25 Harrison DAY	1:17.192	17	19 Simon BASTABLE	1:16.885	16	81 Malvern MAY	1:16.739	
ROW 5		15	151 Andy DENYER	1:16.406	14	57 Paul NEWMAN	1:16.377	13	6 Peter HASLER	1:16.311
ROW 4	12	48 Shaun WALLIS	1:16.191	11	43 Colin WALKEY	1:16.023	10	69 Tony RUSSO	1:15.962	
ROW 3		9	1 Adam JAMISON	1:15.714	8	97 Alex MANN	1:15.638	7	33 Mark BISWELL	1:15.438
ROW 2	6	31 Max MACRAE	1:15.320	5	126 Glynn DAVIES	1:15.209	4	73 James KELLY	1:14.429	
ROW 1		3	0 Jeremy HILL	1:14.315	2	65 Nikki COATES	1:13.551	1	79 James O'MARA	1:13.442
Pole										

#45, #78 & #166 - Reserves

Donington Park National: 1.9790 miles

These results are provisional until the conclusion of any judicial and technical matters.

Clerk Of Course :	Stewards :	Timekeeper : Richard Evans
-------------------	------------	----------------------------

Results can be found at www.tsl-timing.com

Printed - 12:29 Sunday, 04 June 2023



BMCRC - MRO Championships 2023 - Rnd 4 @ Donington Park



BMCRC Thunderbike Sport & BMCRC SuperTwins

RACE 20 - CLASSIFICATION

POS	NO	CL	PIC NAME	ENTRY	LAPS	TIME	GAP	DIFF	MPH	BEST	ON
1	65	SUP	1 Nikki COATES	BMW F900R - Art of Racing	10	12:26.084			95.31	1:13.423	5
2	79	SUP	2 James O'MARA	BMW F900R - BRP Machining Ltd - Alton Compress	10	12:31.016	4.932	4.932	94.68	1:14.169	5
3	73	SUP	3 James KELLY	BMW F900 - Meee	10	12:34.914	8.830	3.898	94.19	1:14.301	7
4	0		1 Jeremy HILL	Yamaha R6 - Silver Arrows Racing / LT-Info.com	10	12:35.721	9.637	0.807	94.09	1:13.863	5
5	97		2 Alex MANN	Honda CBR600RR - Michael Jones Jeweller, Esprit	10	12:40.873	14.789	5.152	93.45	1:15.006	2
6	33		3 Mark BISWELL	Yamaha FZR600 -	10	12:41.231	15.147	0.358	93.41	1:15.063	3
7	126	SUP	4 Glynn DAVIES	BMW F900 -	10	12:42.101	16.017	0.870	93.30	1:15.085	2
8	1		4 Adam JAMISON	Yamaha R6 - Team AJR	10	12:44.033	17.949	1.932	93.07	1:15.355	10
9	69		5 Tony RUSSO	Yamaha R6 - Wymark Lubricants	10	12:44.687	18.603	0.654	92.99	1:15.556	3
10	6	SUP	5 Peter HASLER	BMW F900 - Art of Racing	10	12:53.937	27.853	9.250	91.88	1:15.617	9
11	92		6 Tommi CALDWELL	Yamaha R6 - Dart Motorsport	10	12:54.243	28.159	0.306	91.84	1:15.960	4
12	151		7 Andy DENYER	Yamaha OW01 -	10	12:54.485	28.401	0.242	91.81	1:16.241	8
13	81		8 Malvern MAY	Honda CBR600RR - IMP racing	10	12:56.107	30.023	1.622	91.62	1:16.538	7
14	48		9 Shaun WALLIS	Yamaha R6 - MBC Despatch Racing	10	13:00.977	34.893	4.870	91.05	1:16.365	9
15	25		10 Harrison DAY	Yamaha R6 -	10	13:03.063	36.979	2.086	90.81	1:16.514	10
16	994	R	1 Adrian HOWARD	Suzuki GSXR 600 - Geary Roofing & Building Servic	10	13:03.144	37.060	0.081	90.80	1:16.772	10
17	606	R	2 Jake ANDERTON	Honda CBR600RR - CurrentElec Racing	10	13:03.271	37.187	0.127	90.78	1:16.237	10
18	89	R	3 Marco STRILLOZZI	Yamaha R6 - KLUAPP.COM	10	13:06.923	40.839	3.652	90.36	1:17.022	8
19	43		11 Colin WALKLEY	Kawasaki ZX6R G2 - ELP Racing	10	13:06.939	40.855	0.016	90.36	1:17.447	3
20	58	SUP	6 Michael ALLEN	Kawasaki ER6 -	10	13:07.409	41.325	0.470	90.30	1:17.075	9
21	99		12 Lee BELLOTTI	Kawasaki ZX6R - MH Equipment Ltd	10	13:09.827	43.743	2.418	90.03	1:17.465	4
22	77		13 David MAY	Suzuki GSXR600 - Orchard Cooling / Team Silver Ar	10	13:31.478	1:05.394	21.651	87.63	1:19.904	2
23	910	R	4 Harry GOWER	Suzuki SV650 - RightGear Motorcycles	10	13:36.977	1:10.893	5.499	87.04	1:20.593	7
24	66		14 Mark SMITH	Yamaha R6 - IMP RACING	9	12:40.343	1 Lap	1 Lap	84.15	1:22.538	7
25	10		15 Robert BEAN	Kawasaki ZXR 750 - Mean Green Bean Motorcycles	9	12:40.372	1 Lap	0.029	84.15	1:22.670	9
26	51		16 Paul BEESLEY	Yamaha R6 -	9	12:40.750	1 Lap	0.378	84.10	1:22.213	9
27	53		17 Peter HAMMOND	Suzuki SRAD -	9	12:49.978	1 Lap	9.228	83.10	1:23.538	6
28	137	R	5 Colin McPHERSON	Yamaha R6 -	9	12:55.939	1 Lap	5.961	82.46	1:24.546	7

NOT CLASSIFIED

DNF	11		Malcolm BATE	Kawasaki ZX7R - Hartjay	2	2:45.312	8 Laps	7 Laps	85.37	1:18.994	2
DNF	57		Paul NEWMAN	Yamaha R6 - Scarlett Racing	1	1:33.988	9 Laps	1 Lap	74.35		
DNF	138	SUP	Craig JARMIN	Suzuki SV650 - SK PreP	0						

FASTEST LAP

65	SUP	Nikki COATES	BMW F900R - Art of Racing	5	1:13.423	97.03 mph	156.16 kph
0		Jeremy HILL	Yamaha R6 - Silver Arrows Racing / LT-Info.com	5	1:13.863	96.45 mph	155.23 kph
606	R	Jake ANDERTON	Honda CBR600RR - CurrentElec Racing	10	1:16.237	93.45 mph	150.39 kph

Class SUP - 92.5% of Race Speed = 88.16 mph

Class - 92.5% of Race Speed = 87.03 mph

Class R - 92.5% of Race Speed = 83.99 mph

Weather / Track : Sunny / Dry

These results are provisional until the conclusion of any judicial and technical matters.

Race Distance: 10 Laps / 19.79 miles

Donington Park National: 1.9790 miles

Date: 04/06/2023 Start: 16:32 Finish: 16:44

Clerk Of Course :	Stewards :	Timekeeper : Richard Evans
-------------------	------------	----------------------------

Results can be found at www.tsl-timing.com

Printed - 16:46 Sunday, 04 June 2023



BMCRC - MRO Championships 2023 - Rnd 4 @ Donington Park

BMCRC Thunderbike Sport & BMCRC SuperTwins

RACE 20 - LAP CHART

LAP 1 @ 16:33:35.390			LAP 3 @ 16:36:03.416			LAP 5 @ 16:38:30.741			LAP 7 @ 16:40:59.076			LAP 10 @ 16:44:42.917		
NO	BEHIND	LAP TIME	NO	BEHIND	LAP TIME	NO	BEHIND	LAP TIME	NO	BEHIND	LAP TIME	NO	BEHIND	LAP TIME
65		1:18.557	65		1:13.805	65		1:13.423	65		1:14.502	73		7.586
79	0.259	1:18.816	79	1.035	1:14.295	79	2.594	1:14.169	79	2.937	1:14.411	0		7.677
73	0.645	1:19.202	73	2.281	1:14.629	73	4.443	1:14.929	73	5.159	1:14.301	33		13.708
126	0.807	1:19.364	0	3.138	1:15.149	0	4.551	1:13.863	0	5.643	1:14.380	97		14.031
0	0.916	1:19.473	126	3.536	1:15.670	33	7.424	1:15.150	33	10.945	1:15.754	53	1 Lap	1:25.317
97	1.412	1:19.969	97	3.803	1:15.411	126	7.590	1:15.933	97	11.370	1:16.070	126		14.716
33	1.659	1:20.216	33	4.130	1:15.063	97	7.683	1:15.695	126	11.601	1:16.097	69		17.053
69	2.554	1:21.111	69	5.971	1:15.556	69	10.264	1:15.584	69	14.123	1:16.028	1		17.222
1	2.681	1:21.238	1	6.321	1:15.717	1	10.456	1:15.580	1	14.262	1:15.972	137	1 Lap	1:24.814
6	3.588	1:22.145	6	9.367	1:16.591	92	16.977	1:16.149	92	21.076	1:16.305	92		25.525
151	3.765	1:22.322	151	10.440	1:17.328	151	17.637	1:17.568	151	22.362	1:16.389	151		25.684
81	4.470	1:23.027	81	10.955	1:17.443	81	18.053	1:17.551	81	23.129	1:16.538	6		26.093
48	5.444	1:24.001	92	12.193	1:16.402	6	18.976	1:19.979	6	23.596	1:15.749	81		27.365
43	6.013	1:24.570	43	13.946	1:17.447	25	21.895	1:17.129	994	28.176	1:17.352	48		32.888
92	6.754	1:25.311	994	14.107	1:17.051	994	22.326	1:17.635	48	28.346	1:17.234	994		34.916
25	6.915	1:25.472	25	14.206	1:17.012	48	22.373	1:17.006	25	28.787	1:18.329	25		35.093
994	6.922	1:25.479	48	14.985	1:17.451	43	23.538	1:17.759	43	30.882	1:17.916	606		35.578
58	7.202	1:25.759	58	15.839	1:17.544	606	24.223	1:17.471	606	31.117	1:17.387	43		37.181
89	7.509	1:26.066	606	16.019	1:17.680	58	25.299	1:18.745	89	33.055	1:18.175	89		38.230
11	7.761	1:26.318	89	16.701	1:18.482	99	25.574	1:17.659	58	33.169	1:18.199	58		38.559
606	8.063	1:26.620	99	17.775	1:18.646	89	25.832	1:18.385	99	33.489	1:17.733	99		39.390
99	8.117	1:26.674	77	21.961	1:20.299	77	35.694	1:20.686	77	48.297	1:20.576	77		59.938
910	9.480	1:28.037	910	23.651	1:21.028	910	38.685	1:21.489	910	51.627	1:20.593	910	1:04.467	1:20.679
77	9.784	1:28.341	10	33.927	1:24.068	10	53.152	1:23.119	66	1:11.725	1:22.538			
10	13.844	1:32.401	51	34.893	1:23.805	51	54.227	1:23.764	10	1:12.195	1:23.616			
51	14.864	1:33.421	66	35.253	1:23.561	66	54.382	1:23.008	51	1:12.692	1:23.242			
66	14.973	1:33.530	53	37.435	1:24.397	53	58.216	1:23.705						
57	15.431	1:33.988 P	137	39.374	1:25.582	137	1:02.987	1:25.885						
137	15.698	1:34.255												
53	15.831	1:34.388												
LAP 2 @ 16:34:49.611			LAP 4 @ 16:37:17.318			LAP 6 @ 16:39:44.574			LAP 8 @ 16:42:13.717			LAP 9 @ 16:43:28.289		
NO	BEHIND	LAP TIME	NO	BEHIND	LAP TIME	NO	BEHIND	LAP TIME	NO	BEHIND	LAP TIME	NO	BEHIND	LAP TIME
65		1:14.221	65		1:13.902	65		1:13.833	65		1:14.641	65		1:14.572
79	0.545	1:14.507	79	1.848	1:14.715	79	3.028	1:14.267	79	3.467	1:15.171	79		4.750
73	1.457	1:15.033	73	2.937	1:14.558	73	5.360	1:14.750	53	1 Lap	1:25.085	66	1 Lap	1:22.833
126	1.671	1:15.085	0	4.111	1:14.875	0	5.765	1:15.047	73	5.673	1:15.155	10	1 Lap	1:23.264
0	1.794	1:15.099	126	5.080	1:15.446	33	9.693	1:16.102	0	6.090	1:15.088	51	1 Lap	1:22.213
97	2.197	1:15.006	97	5.411	1:15.510	97	9.802	1:15.952	137	1 Lap	1:24.546	97	1 Lap	1:22.213
33	2.872	1:15.434	33	5.697	1:15.469	126	10.006	1:16.249	33	11.515	1:15.211	97		14.789
69	4.220	1:15.887	69	8.103	1:16.034	69	12.597	1:16.166	126	12.263	1:15.534	33		15.147
1	4.409	1:15.949	1	8.299	1:15.880	92	12.792	1:16.169	97	12.446	1:15.486	126		16.017
6	6.581	1:17.214	6	12.420	1:16.955	1	12.792	1:16.169	126	12.446	1:15.486	1		17.949
151	6.917	1:17.373	151	13.492	1:16.954	92	19.273	1:16.129	69	15.504	1:16.022	69		18.603
81	7.317	1:17.068	81	13.925	1:16.872	151	20.475	1:16.671	1	15.698	1:16.077	53	1 Lap	1:23.914
92	9.596	1:17.063	92	14.251	1:15.960	81	21.093	1:16.873	92	23.171	1:16.736	6		27.853
43	10.304	1:18.512	994	18.114	1:17.909	6	22.349	1:17.206	92	23.171	1:16.736	92		28.159
994	10.861	1:18.160	25	18.189	1:17.885	25	24.960	1:16.898	151	23.962	1:16.241	151		28.401
25	10.999	1:18.305	48	18.790	1:17.707	994	25.326	1:16.833	1	25.048	1:16.093	137	1 Lap	1:24.579
48	11.339	1:20.116	43	19.202	1:19.158	48	25.614	1:17.073	6	25.048	1:16.093	81		30.023
89	12.024	1:18.736	58	19.977	1:18.040	606	28.232	1:17.842	81	25.396	1:16.908	48		34.893
58	12.100	1:19.119	606	20.175	1:18.058	89	29.382	1:17.383	81	25.396	1:16.908	25		36.979
606	12.144	1:18.302	89	20.870	1:18.071	58	29.472	1:18.006	48	31.095	1:17.390	994		37.060
11	12.534	1:18.994	99	21.338	1:17.465	99	30.258	1:18.517	994	32.266	1:18.731	606		37.187
99	12.934	1:19.038	77	28.431	1:20.372	77	42.223	1:20.362	25	32.328	1:18.182	89		40.839
77	15.467	1:19.904	910	30.619	1:20.870	910	45.536	1:20.684	43	33.851	1:16.905	43		40.855
910	16.428	1:21.169	10	43.456	1:23.431	10	1:03.081	1:23.762	606	33.851	1:16.905	58		41.325
10	23.664	1:24.041	51	43.886	1:22.895	66	1:03.689	1:23.140	43	33.851	1:17.610	99		43.743
51	24.893	1:24.250	66	44.797	1:23.446	51	1:03.952	1:23.558	89	35.436	1:17.022	77		1:05.394
66	25.497	1:24.745	53	47.934	1:24.401	53	1:07.921	1:23.538	58	36.056	1:17.528	910		1:10.893
53	26.843	1:25.233	137	50.525	1:25.053	137	1:14.259	1:25.105	99	36.471	1:17.623			
137	27.597	1:26.120							77	54.239	1:20.583			
									910	58.360	1:21.374			

BMCRC - MRO Championships 2023 - Rnd 4 @ Donington Park

BMCRC Thunderbike Sport & BMCRC SuperTwins

RACE 20 - POSITION CHART

No	Name	Lap												
		Pos	1	2	3	4	5	6	7	8	9	10		
79	O'MARA	1	65	65	65	65	65	65	65	65	65	65	65	65
65	COATES	2	79	79	79	79	79	79	79	79	79	79	79	79
0	HILL	3	73	73	73	73	73	73	73	73	73	73	73	73
73	KELLY	4	126	126	0	0	0	0	0	0	0	0	0	0
126	DAVIES	5	0	0	126	126	33	33	33	33	33	33	33	97
33	BISWELL	6	97	97	97	97	126	97	97	97	97	97	97	33
97	MANN	7	33	33	33	33	97	126	126	126	126	126	126	126
1	JAMISON	8	69	69	69	69	69	69	69	69	69	69	69	1
69	RUSSO	9	1	1	1	1	1	1	1	1	1	1	1	69
43	WALKEY	10	6	6	6	6	92	92	92	92	92	92	92	6
48	WALLIS	11	151	151	151	151	151	151	151	151	151	151	151	92
6	HASLER	12	81	81	81	81	81	81	81	6	6	6	151	151
57	NEWMAN	13	48	92	92	92	6	6	6	81	81	81	81	81
151	DENYER	14	43	43	43	994	25	25	994	48	48	48	48	48
81	MAY	15	92	994	994	25	994	994	48	994	994	25	25	25
25	DAY	16	25	25	25	48	48	48	25	25	25	994	994	994
994	HOWARD	17	994	48	48	43	43	43	43	606	606	606	606	606
58	ALLEN	18	58	89	58	58	606	606	606	43	43	43	89	89
606	ANDERTON	19	89	58	606	606	58	89	89	89	89	89	89	43
11	BATE	20	11	606	89	89	99	58	58	58	58	58	58	58
89	STRILLOZZI	21	606	11	99	99	89	99	99	99	99	99	99	99
99	BELLOTTI	22	99	99	77	77	77	77	77	77	77	77	77	77
77	MAY	23	910	77	910	910	910	910	910	910	910	910	910	910
138	JARMIN	24	77	910	10	10	10	10	66	66	66	66	66	66
910	GOWER	25	10	10	51	51	51	66	10	10	10	10	10	10
51	BEESELEY	26	51	51	66	66	66	51	51	51	51	51	51	51
66	SMITH	27	66	66	53	53	53	53	53	53	53	53	53	53
53	HAMMOND	28	57	53	137	137	137	137	137	137	137	137	137	137
137	McPHERSON	29	137	137										
10	BEAN	30	53											
92	CALDWELL	31												

BMCRC - MRO Championships 2023 - Rnd 4 @ Donington Park

BMCRC Thunderbike Sport & BMCRC SuperTwins

RACE 20 - SECTOR ANALYSIS



SECTOR 1 = FL to I1, SECTOR 2 = I1 to FL, DIFF = Difference To Personal Best Lap, P = Crossed Finish Line in Pit Lane, D = Time Disallowed

P1		65 SUP		Nikki COATES		BMW F900R - Art of Racing	
IDEAL LAP TIME : 1:13.423		BEST LAP TIME : 1:13.423		DIFFERENCE : 0.000			
LAP	SECTOR 1	SECTOR 2	LAP TIME	MPH	DIFF	TIME OF DAY	
1 -		26.125	1:18.557	90.69	5.134	16:33:35.390	
2 -	48.264	25.957	1:14.221	95.99	0.798	16:34:49.611	
3 -	48.023	25.782	1:13.805 (2)	96.53	0.382	16:36:03.416	
4 -	48.075	25.827	1:13.902	96.40	0.479	16:37:17.318	
5 -	47.742	25.681	1:13.423 (1)	97.03		16:38:30.741	
6 -	47.815	26.018	1:13.833 (3)	96.49	0.410	16:39:44.574	
7 -	48.302	26.200	1:14.502	95.63	1.079	16:40:59.076	
8 -	48.502	26.139	1:14.641	95.45	1.218	16:42:13.717	
9 -	48.537	26.035	1:14.572	95.54	1.149	16:43:28.289	
10 -	48.361	26.267	1:14.628	95.46	1.205	16:44:42.917	

P2		79 SUP		James O'MARA		BMW F900R - BRP Machining Ltd - Alton Compressor Services	
IDEAL LAP TIME : 1:14.106		BEST LAP TIME : 1:14.169		DIFFERENCE : 0.063			
LAP	SECTOR 1	SECTOR 2	LAP TIME	MPH	DIFF	TIME OF DAY	
1 -		26.518	1:18.816	90.39	4.647	16:33:35.649	
2 -	48.396	26.111	1:14.507	95.62	0.338	16:34:50.156	
3 -	48.267	26.028	1:14.295 (3)	95.89	0.126	16:36:04.451	
4 -	48.574	26.141	1:14.715	95.35	0.546	16:37:19.166	
5 -	48.078	26.091	1:14.169 (1)	96.05		16:38:33.335	
6 -	48.164	26.103	1:14.267 (2)	95.93	0.098	16:39:47.602	
7 -	48.167	26.244	1:14.411	95.74	0.242	16:41:02.013	
8 -	48.664	26.507	1:15.171	94.77	1.002	16:42:17.184	
9 -	48.569	27.286	1:15.855	93.92	1.686	16:43:33.039	
10 -	48.693	26.117	1:14.810	95.23	0.641	16:44:47.849	

P3		73 SUP		James KELLY		BMW F900 - Meee	
IDEAL LAP TIME : 1:14.101		BEST LAP TIME : 1:14.301		DIFFERENCE : 0.200			
LAP	SECTOR 1	SECTOR 2	LAP TIME	MPH	DIFF	TIME OF DAY	
1 -		26.593	1:19.202	89.95	4.901	16:33:36.035	
2 -	48.859	26.174	1:15.033	94.95	0.732	16:34:51.068	
3 -	48.622	26.007	1:14.629 (3)	95.46	0.328	16:36:05.697	
4 -	48.433	26.125	1:14.558 (2)	95.55	0.257	16:37:20.255	
5 -	48.094	26.835	1:14.929	95.08	0.628	16:38:35.184	
6 -	48.681	26.069	1:14.750	95.31	0.449	16:39:49.934	
7 -	48.126	26.175	1:14.301 (1)	95.88		16:41:04.235	
8 -	48.517	26.638	1:15.155	94.79	0.854	16:42:19.390	
9 -	49.900	26.585	1:16.485	93.15	2.184	16:43:35.875	
10 -	49.431	26.441	1:15.872	93.90	1.571	16:44:51.747	

P4		0		Jeremy HILL		Yamaha R6 - Silver Arrows Racing / LT-Info.com	
IDEAL LAP TIME : 1:13.863		BEST LAP TIME : 1:13.863		DIFFERENCE : 0.000			
LAP	SECTOR 1	SECTOR 2	LAP TIME	MPH	DIFF	TIME OF DAY	
1 -		26.215	1:19.473	89.64	5.610	16:33:36.306	
2 -	49.157	25.942	1:15.099	94.86	1.236	16:34:51.405	
3 -	49.383	25.766	1:15.149	94.80	1.286	16:36:06.554	
4 -	48.765	26.110	1:14.875 (3)	95.15	1.012	16:37:21.429	
5 -	48.295	25.568	1:13.863 (1)	96.45		16:38:35.292	
6 -	48.966	26.081	1:15.047	94.93	1.184	16:39:50.339	
7 -	48.375	26.005	1:14.380 (2)	95.78	0.517	16:41:04.719	
8 -	48.892	26.196	1:15.088	94.88	1.225	16:42:19.807	
9 -	49.830	26.329	1:16.159	93.54	2.296	16:43:35.966	
10 -	50.471	26.117	1:16.588	93.02	2.725	16:44:52.554	

BMCRC - MRO Championships 2023 - Rnd 4 @ Donington Park

BMCRC Thunderbike Sport & BMCRC SuperTwins

RACE 20 - SECTOR ANALYSIS



SECTOR 1 = FL to I1, SECTOR 2 = I1 to FL, DIFF = Difference To Personal Best Lap, P = Crossed Finish Line in Pit Lane, D = Time Disallowed

P5 97 Alex MANN		Honda CBR600RR - Michael Jones Jeweller, Esprit Group, Carl				
IDEAL LAP TIME : 1:15.006		BEST LAP TIME : 1:15.006		DIFFERENCE : 0.000		
LAP	SECTOR 1	SECTOR 2	LAP TIME	MPH	DIFF	TIME OF DAY
1 -		26.459	1:19.969	89.09	4.963	16:33:36.802
2 -	48.998	26.008	1:15.006 (1)	94.98		16:34:51.808
3 -	49.131	26.280	1:15.411 (3)	94.47	0.405	16:36:07.219
4 -	49.151	26.359	1:15.510	94.35	0.504	16:37:22.729
5 -	49.425	26.270	1:15.695	94.12	0.689	16:38:38.424
6 -	49.531	26.421	1:15.952	93.80	0.946	16:39:54.376
7 -	49.412	26.658	1:16.070	93.65	1.064	16:41:10.446
8 -	49.048	26.486	1:15.534	94.32	0.528	16:42:25.980
9 -	49.733	26.607	1:16.340	93.32	1.334	16:43:42.320
10 -	49.100	26.286	1:15.386 (2)	94.50	0.380	16:44:57.706

P6 33 Mark BISWELL		Yamaha FZR600 -				
IDEAL LAP TIME : 1:15.051		BEST LAP TIME : 1:15.063		DIFFERENCE : 0.012		
LAP	SECTOR 1	SECTOR 2	LAP TIME	MPH	DIFF	TIME OF DAY
1 -		26.383	1:20.216	88.81	5.153	16:33:37.049
2 -	49.125	26.309	1:15.434	94.44	0.371	16:34:52.483
3 -	48.742	26.321	1:15.063 (1)	94.91		16:36:07.546
4 -	49.036	26.433	1:15.469	94.40	0.406	16:37:23.015
5 -	48.770	26.380	1:15.150 (2)	94.80	0.087	16:38:38.165
6 -	49.588	26.514	1:16.102	93.61	1.039	16:39:54.267
7 -	49.325	26.429	1:15.754	94.04	0.691	16:41:10.021
8 -	48.871	26.340	1:15.211 (3)	94.72	0.148	16:42:25.232
9 -	49.348	27.417	1:16.765	92.81	1.702	16:43:41.997
10 -	49.256	26.811	1:16.067	93.66	1.004	16:44:58.064

P7 126 SUP Glynn DAVIES		BMW F900 -				
IDEAL LAP TIME : 1:15.085		BEST LAP TIME : 1:15.085		DIFFERENCE : 0.000		
LAP	SECTOR 1	SECTOR 2	LAP TIME	MPH	DIFF	TIME OF DAY
1 -		26.370	1:19.364	89.77	4.279	16:33:36.197
2 -	48.904	26.181	1:15.085 (1)	94.88		16:34:51.282
3 -	49.100	26.570	1:15.670	94.15	0.585	16:36:06.952
4 -	48.988	26.458	1:15.446 (2)	94.43	0.361	16:37:22.398
5 -	49.206	26.727	1:15.933	93.82	0.848	16:38:38.331
6 -	49.893	26.356	1:16.249	93.43	1.164	16:39:54.580
7 -	49.425	26.672	1:16.097	93.62	1.012	16:41:10.677
8 -	49.022	26.464	1:15.486 (3)	94.38	0.401	16:42:26.163
9 -	49.790	27.052	1:16.842	92.71	1.757	16:43:43.005
10 -	49.319	26.610	1:15.929	93.83	0.844	16:44:58.934

P8 1 Adam JAMISON		Yamaha R6 - Team AJR				
IDEAL LAP TIME : 1:15.250		BEST LAP TIME : 1:15.355		DIFFERENCE : 0.105		
LAP	SECTOR 1	SECTOR 2	LAP TIME	MPH	DIFF	TIME OF DAY
1 -		26.559	1:21.238	87.70	5.883	16:33:38.071
2 -	49.323	26.626	1:15.949	93.80	0.594	16:34:54.020
3 -	49.220	26.497	1:15.717 (3)	94.09	0.362	16:36:09.737
4 -	49.098	26.782	1:15.880	93.89	0.525	16:37:25.617
5 -	49.233	26.347	1:15.580 (2)	94.26	0.225	16:38:41.197
6 -	49.604	26.565	1:16.169	93.53	0.814	16:39:57.366
7 -	49.297	26.675	1:15.972	93.77	0.617	16:41:13.338
8 -	49.484	26.593	1:16.077	93.65	0.722	16:42:29.415
9 -	49.793	26.303	1:16.096	93.62	0.741	16:43:45.511
10 -	49.203	26.152	1:15.355 (1)	94.54		16:45:00.866

BMCRC - MRO Championships 2023 - Rnd 4 @ Donington Park

BMCRC Thunderbike Sport & BMCRC SuperTwins

RACE 20 - SECTOR ANALYSIS



SECTOR 1 = FL to I1, SECTOR 2 = I1 to FL, DIFF = Difference To Personal Best Lap, P = Crossed Finish Line in Pit Lane, D = Time Disallowed

P9 69		Tony RUSSO		Yamaha R6 - Wymark Lubricants		
IDEAL LAP TIME : 1:15.556		BEST LAP TIME : 1:15.556		DIFFERENCE : 0.000		
LAP	SECTOR 1	SECTOR 2	LAP TIME	MPH	DIFF	TIME OF DAY
1 -		26.760	1:21.111	87.83	5.555	16:33:37.944
2 -	49.217	26.670	1:15.887 (3)	93.88	0.331	16:34:53.831
3 -	49.195	26.361	1:15.556 (1)	94.29		16:36:09.387
4 -	49.285	26.749	1:16.034	93.70	0.478	16:37:25.421
5 -	49.220	26.364	1:15.584 (2)	94.26	0.028	16:38:41.005
6 -	49.685	26.481	1:16.166	93.54	0.610	16:39:57.171
7 -	49.365	26.663	1:16.028	93.71	0.472	16:41:13.199
8 -	49.444	26.578	1:16.022	93.71	0.466	16:42:29.221
9 -	49.290	26.831	1:16.121	93.59	0.565	16:43:45.342
10 -	49.757	26.421	1:16.178	93.52	0.622	16:45:01.520

P10 6 SUP		Peter HASLER		BMW F900 - Art of Racing		
IDEAL LAP TIME : 1:15.617		BEST LAP TIME : 1:15.617		DIFFERENCE : 0.000		
LAP	SECTOR 1	SECTOR 2	LAP TIME	MPH	DIFF	TIME OF DAY
1 -		27.188	1:22.145	86.73	6.528	16:33:38.978
2 -	50.334	26.880	1:17.214	92.27	1.597	16:34:56.192
3 -	49.866	26.725	1:16.591	93.02	0.974	16:36:12.783
4 -	49.939	27.016	1:16.955	92.58	1.338	16:37:29.738
5 -	49.589	30.390	1:19.979	89.08	4.362	16:38:49.717
6 -	50.377	26.829	1:17.206	92.28	1.589	16:40:06.923
7 -	49.114	26.635	1:15.749 (2)	94.05	0.132	16:41:22.672
8 -	49.192	26.901	1:16.093 (3)	93.63	0.476	16:42:38.765
9 -	49.081	26.536	1:15.617 (1)	94.22		16:43:54.382
10 -	49.471	26.917	1:16.388	93.26	0.771	16:45:10.770

P11 92		Tommi CALDWELL		Yamaha R6 - Dart Motorsport		
IDEAL LAP TIME : 1:15.819		BEST LAP TIME : 1:15.960		DIFFERENCE : 0.141		
LAP	SECTOR 1	SECTOR 2	LAP TIME	MPH	DIFF	TIME OF DAY
1 -		27.428	1:25.311	83.51	9.351	16:33:42.144
2 -	50.546	26.517	1:17.063	92.45	1.103	16:34:59.207
3 -	49.393	27.009	1:16.402	93.25	0.442	16:36:15.609
4 -	49.302	26.658	1:15.960 (1)	93.79		16:37:31.569
5 -	49.514	26.635	1:16.149 (3)	93.56	0.189	16:38:47.718
6 -	49.388	26.741	1:16.129 (2)	93.58	0.169	16:40:03.847
7 -	49.655	26.650	1:16.305	93.37	0.345	16:41:20.152
8 -	49.728	27.008	1:16.736	92.84	0.776	16:42:36.888
9 -	49.818	27.108	1:16.926	92.61	0.966	16:43:53.814
10 -	49.862	27.400	1:17.262	92.21	1.302	16:45:11.076

P12 151		Andy DENYER		Yamaha OW01 -		
IDEAL LAP TIME : 1:16.200		BEST LAP TIME : 1:16.241		DIFFERENCE : 0.041		
LAP	SECTOR 1	SECTOR 2	LAP TIME	MPH	DIFF	TIME OF DAY
1 -		27.001	1:22.322	86.54	6.081	16:33:39.155
2 -	50.518	26.855	1:17.373	92.08	1.132	16:34:56.528
3 -	50.356	26.972	1:17.328	92.13	1.087	16:36:13.856
4 -	50.032	26.922	1:16.954	92.58	0.713	16:37:30.810
5 -	49.836	27.732	1:17.568	91.85	1.327	16:38:48.378
6 -	49.704	26.967	1:16.671	92.92	0.430	16:40:05.049
7 -	49.595	26.794	1:16.389 (3)	93.26	0.148	16:41:21.438
8 -	49.406	26.835	1:16.241 (1)	93.44		16:42:37.679
9 -	49.473	26.821	1:16.294 (2)	93.38	0.053	16:43:53.973
10 -	50.266	27.079	1:17.345	92.11	1.104	16:45:11.318

BMCRC - MRO Championships 2023 - Rnd 4 @ Donington Park

BMCRC Thunderbike Sport & BMCRC SuperTwins

RACE 20 - SECTOR ANALYSIS



SECTOR 1 = FL to I1, SECTOR 2 = I1 to FL, DIFF = Difference To Personal Best Lap, P = Crossed Finish Line in Pit Lane, D = Time Disallowed

P13 81		Malvern MAY		Honda CBR600RR - IMP racing		
IDEAL LAP TIME : 1:16.435		BEST LAP TIME : 1:16.538		DIFFERENCE : 0.103		
LAP	SECTOR 1	SECTOR 2	LAP TIME	MPH	DIFF	TIME OF DAY
1 -		27.125	1:23.027	85.81	6.489	16:33:39.860
2 -	50.083	26.985	1:17.068	92.44	0.530	16:34:56.928
3 -	50.168	27.275	1:17.443	91.99	0.905	16:36:14.371
4 -	49.943	26.929	1:16.872 (3)	92.68	0.334	16:37:31.243
5 -	49.833	27.718	1:17.551	91.87	1.013	16:38:48.794
6 -	49.823	27.050	1:16.873	92.68	0.335	16:40:05.667
7 -	49.741	26.797	1:16.538 (1)	93.08		16:41:22.205
8 -	49.713	27.195	1:16.908	92.63	0.370	16:42:39.113
9 -	49.638	26.903	1:16.541 (2)	93.08	0.003	16:43:55.654
10 -	49.768	27.518	1:17.286	92.18	0.748	16:45:12.940

P14 48		Shaun WALLIS		Yamaha R6 - MBC Despatch Racing		
IDEAL LAP TIME :		BEST LAP TIME : 1:16.365		DIFFERENCE :		
LAP	SECTOR 1	SECTOR 2	LAP TIME	MPH	DIFF	TIME OF DAY
1 -			1:24.001	84.81	7.636	16:33:40.834
2 -			1:20.116	88.92	3.751	16:35:00.950
3 -			1:17.451	91.98	1.086	16:36:18.401
4 -			1:17.707	91.68	1.342	16:37:36.108
5 -			1:17.006 (3)	92.51	0.641	16:38:53.114
6 -			1:17.073	92.43	0.708	16:40:10.188
7 -			1:17.234	92.24	0.869	16:41:27.422
8 -			1:17.390	92.06	1.025	16:42:44.812
9 -			1:16.365 (1)	93.29		16:44:01.177
10 -			1:16.633 (2)	92.97	0.268	16:45:17.810

P15 25		Harrison DAY		Yamaha R6 -		
IDEAL LAP TIME : 1:16.514		BEST LAP TIME : 1:16.514		DIFFERENCE : 0.000		
LAP	SECTOR 1	SECTOR 2	LAP TIME	MPH	DIFF	TIME OF DAY
1 -		27.982	1:25.472	83.35	8.958	16:33:42.305
2 -	51.000	27.305	1:18.305	90.98	1.791	16:35:00.610
3 -	49.995	27.017	1:17.012 (3)	92.51	0.498	16:36:17.622
4 -	50.914	26.971	1:17.885	91.47	1.371	16:37:35.507
5 -	50.398	26.731	1:17.129	92.37	0.615	16:38:52.636
6 -	50.167	26.731	1:16.898 (2)	92.65	0.384	16:40:09.534
7 -	51.421	26.908	1:18.329	90.95	1.815	16:41:27.863
8 -	50.830	27.352	1:18.182	91.12	1.668	16:42:46.045
9 -	50.373	26.964	1:17.337	92.12	0.823	16:44:03.382
10 -	49.847	26.667	1:16.514 (1)	93.11		16:45:19.896

P16 994 R		Adrian HOWARD		Suzuki GSXR 600 - Geary Roofing & Building Services		
IDEAL LAP TIME : 1:16.539		BEST LAP TIME : 1:16.772		DIFFERENCE : 0.233		
LAP	SECTOR 1	SECTOR 2	LAP TIME	MPH	DIFF	TIME OF DAY
1 -		28.074	1:25.479	83.34	8.707	16:33:42.312
2 -	50.383	27.777	1:18.160	91.15	1.388	16:35:00.472
3 -	49.796	27.255	1:17.051 (3)	92.46	0.279	16:36:17.523
4 -	50.753	27.156	1:17.909	91.44	1.137	16:37:35.432
5 -	50.734	26.901	1:17.635	91.77	0.863	16:38:53.067
6 -	50.090	26.743	1:16.833 (2)	92.72	0.061	16:40:09.900
7 -	50.553	26.799	1:17.352	92.10	0.580	16:41:27.252
8 -	51.340	27.391	1:18.731	90.49	1.959	16:42:45.983
9 -	50.223	26.999	1:17.222	92.26	0.450	16:44:03.205
10 -	49.923	26.849	1:16.772 (1)	92.80		16:45:19.977

BMCRC - MRO Championships 2023 - Rnd 4 @ Donington Park

BMCRC Thunderbike Sport & BMCRC SuperTwins

RACE 20 - SECTOR ANALYSIS



SECTOR 1 = FL to I1, SECTOR 2 = I1 to FL, DIFF = Difference To Personal Best Lap, P = Crossed Finish Line in Pit Lane, D = Time Disallowed

P17 606 R		Jake ANDERTON		Honda CBR600RR - CurrentElec Racing		
IDEAL LAP TIME : 1:16.191		BEST LAP TIME : 1:16.237		DIFFERENCE : 0.046		
LAP	SECTOR 1	SECTOR 2	LAP TIME	MPH	DIFF	TIME OF DAY
1 -		27.431	1:26.620	82.25	10.383	16:33:43.453
2 -	51.268	27.034	1:18.302	90.98	2.065	16:35:01.755
3 -	50.914	26.766	1:17.680	91.71	1.443	16:36:19.435
4 -	51.151	26.907	1:18.058	91.27	1.821	16:37:37.493
5 -	50.437	27.034	1:17.471	91.96	1.234	16:38:54.964
6 -	51.018	26.824	1:17.842	91.52	1.605	16:40:12.806
7 -	50.734	26.653	1:17.387	92.06	1.150	16:41:30.193
8 -	50.161	26.744	1:16.905 (3)	92.64	0.668	16:42:47.098
9 -	50.380	26.389	1:16.769 (2)	92.80	0.532	16:44:03.867
10 -	49.802	26.435	1:16.237 (1)	93.45		16:45:20.104

P18 89 R		Marco STRILLOZZI		Yamaha R6 - KLUAPP.COM		
IDEAL LAP TIME : 1:16.994		BEST LAP TIME : 1:17.022		DIFFERENCE : 0.028		
LAP	SECTOR 1	SECTOR 2	LAP TIME	MPH	DIFF	TIME OF DAY
1 -		28.063	1:26.066	82.78	9.044	16:33:42.899
2 -	51.063	27.673	1:18.736	90.48	1.714	16:35:01.635
3 -	51.509	26.973	1:18.482	90.78	1.460	16:36:20.117
4 -	50.621	27.450	1:18.071	91.25	1.049	16:37:38.188
5 -	51.395	26.990	1:18.385	90.89	1.363	16:38:56.573
6 -	50.268	27.115	1:17.383	92.06	0.361	16:40:13.956
7 -	50.591	27.584	1:18.175	91.13	1.153	16:41:32.131
8 -	50.021	27.001	1:17.022 (1)	92.50		16:42:49.153
9 -	50.098	27.268	1:17.366 (3)	92.09	0.344	16:44:06.519
10 -	50.130	27.107	1:17.237 (2)	92.24	0.215	16:45:23.756

P19 43		Colin WALKEY		Kawasaki ZX6R G2 - ELP Racing		
IDEAL LAP TIME : 1:17.423		BEST LAP TIME : 1:17.447		DIFFERENCE : 0.024		
LAP	SECTOR 1	SECTOR 2	LAP TIME	MPH	DIFF	TIME OF DAY
1 -		27.820	1:24.570	84.24	7.123	16:33:41.403
2 -	50.765	27.747	1:18.512	90.74	1.065	16:34:59.915
3 -	49.978	27.469	1:17.447 (1)	91.99		16:36:17.362
4 -	51.228	27.930	1:19.158	90.00	1.711	16:37:36.520
5 -	50.309	27.450	1:17.759 (3)	91.62	0.312	16:38:54.279
6 -	50.318	27.445	1:17.763	91.61	0.316	16:40:12.042
7 -	50.425	27.491	1:17.916	91.44	0.469	16:41:29.958
8 -	50.122	27.488	1:17.610 (2)	91.80	0.163	16:42:47.568
9 -	50.219	27.683	1:17.902	91.45	0.455	16:44:05.470
10 -	50.647	27.655	1:18.302	90.98	0.855	16:45:23.772

P20 58 SUP		Michael ALLEN		Kawasaki ER6 -		
IDEAL LAP TIME : 1:16.897		BEST LAP TIME : 1:17.075		DIFFERENCE : 0.178		
LAP	SECTOR 1	SECTOR 2	LAP TIME	MPH	DIFF	TIME OF DAY
1 -		28.062	1:25.759	83.07	8.684	16:33:42.592
2 -	51.160	27.959	1:19.119	90.04	2.044	16:35:01.711
3 -	50.367	27.177	1:17.544	91.87	0.469	16:36:19.255
4 -	50.695	27.345	1:18.040	91.29	0.965	16:37:37.295
5 -	51.442	27.303	1:18.745	90.47	1.670	16:38:56.040
6 -	50.596	27.410	1:18.006	91.33	0.931	16:40:14.046
7 -	50.780	27.419	1:18.199	91.10	1.124	16:41:32.245
8 -	50.411	27.117	1:17.528 (3)	91.89	0.453	16:42:49.773
9 -	50.148	26.927	1:17.075 (1)	92.43		16:44:06.848
10 -	49.970	27.424	1:17.394 (2)	92.05	0.319	16:45:24.242

BMCRC - MRO Championships 2023 - Rnd 4 @ Donington Park

BMCRC Thunderbike Sport & BMCRC SuperTwins

RACE 20 - SECTOR ANALYSIS



SECTOR 1 = FL to I1, SECTOR 2 = I1 to FL, DIFF = Difference To Personal Best Lap, P = Crossed Finish Line in Pit Lane, D = Time Disallowed

P21 99		Lee BELLOTTI		Kawasaki ZX6R - MH Equipment Ltd		
IDEAL LAP TIME : 1:17.261		BEST LAP TIME : 1:17.465		DIFFERENCE : 0.204		
LAP	SECTOR 1	SECTOR 2	LAP TIME	MPH	DIFF	TIME OF DAY
1 -		27.920	1:26.674	82.20	9.209	16:33:43.507
2 -	51.800	27.238	1:19.038	90.14	1.573	16:35:02.545
3 -	51.560	27.086	1:18.646	90.59	1.181	16:36:21.191
4 -	50.515	26.950	1:17.465 (1)	91.97		16:37:38.656
5 -	50.452	27.207	1:17.659	91.74	0.194	16:38:56.315
6 -	51.377	27.140	1:18.517	90.74	1.052	16:40:14.832
7 -	50.749	26.984	1:17.733	91.65	0.268	16:41:32.565
8 -	50.398	27.225	1:17.623 (3)	91.78	0.158	16:42:50.188
9 -	50.628	26.863	1:17.491 (2)	91.94	0.026	16:44:07.679
10 -	51.119	27.862	1:18.981	90.20	1.516	16:45:26.660

P22 77		David MAY		Suzuki GSXR600 - Orchard Cooling / Team Silver Arrows		
IDEAL LAP TIME : 1:19.811		BEST LAP TIME : 1:19.904		DIFFERENCE : 0.093		
LAP	SECTOR 1	SECTOR 2	LAP TIME	MPH	DIFF	TIME OF DAY
1 -		27.960	1:28.341	80.64	8.437	16:33:45.174
2 -	52.244	27.660	1:19.904 (1)	89.16		16:35:05.078
3 -	52.572	27.727	1:20.299	88.72	0.395	16:36:25.377
4 -	52.518	27.854	1:20.372	88.64	0.468	16:37:45.749
5 -	52.771	27.915	1:20.686	88.30	0.782	16:39:06.435
6 -	52.567	27.795	1:20.362	88.65	0.458	16:40:26.797
7 -	52.635	27.941	1:20.576	88.42	0.672	16:41:47.373
8 -	52.226	28.357	1:20.583	88.41	0.679	16:43:07.956
9 -	52.434	27.837	1:20.271 (3)	88.75	0.367	16:44:28.227
10 -	52.151	27.933	1:20.084 (2)	88.96	0.180	16:45:48.311

P23 910 R		Harry GOWER		Suzuki SV650 - RightGear Motorcycles		
IDEAL LAP TIME : 1:20.122		BEST LAP TIME : 1:20.593		DIFFERENCE : 0.471		
LAP	SECTOR 1	SECTOR 2	LAP TIME	MPH	DIFF	TIME OF DAY
1 -		28.702	1:28.037	80.92	7.444	16:33:44.870
2 -	53.027	28.142	1:21.169	87.77	0.576	16:35:06.039
3 -	53.076	27.952	1:21.028	87.92	0.435	16:36:27.067
4 -	52.922	27.948	1:20.870	88.09	0.277	16:37:47.937
5 -	53.230	28.259	1:21.489	87.43	0.896	16:39:09.426
6 -	52.858	27.826	1:20.684 (3)	88.30	0.091	16:40:30.110
7 -	52.341	28.252	1:20.593 (1)	88.40		16:41:50.703
8 -	53.082	28.292	1:21.374	87.55	0.781	16:43:12.077
9 -	52.898	27.781	1:20.679 (2)	88.30	0.086	16:44:32.756
10 -	52.829	28.225	1:21.054	87.89	0.461	16:45:53.810

P24 66		Mark SMITH		Yamaha R6 - IMP RACING		
IDEAL LAP TIME : 1:22.044		BEST LAP TIME : 1:22.538		DIFFERENCE : 0.494		
LAP	SECTOR 1	SECTOR 2	LAP TIME	MPH	DIFF	TIME OF DAY
1 -		29.533	1:33.530	76.17	10.992	16:33:50.363
2 -	55.543	29.202	1:24.745	84.07	2.207	16:35:15.108
3 -	54.717	28.844	1:23.561	85.26	1.023	16:36:38.669
4 -	54.879	28.567	1:23.446	85.38	0.908	16:38:02.115
5 -	54.319	28.689	1:23.008 (3)	85.83	0.470	16:39:25.123
6 -	54.414	28.726	1:23.140	85.69	0.602	16:40:48.263
7 -	54.141	28.397	1:22.538 (1)	86.31		16:42:10.801
8 -	53.647	29.186	1:22.833 (2)	86.01	0.295	16:43:33.634
9 -	54.882	28.660	1:23.542	85.28	1.004	16:44:57.176

BMCRC - MRO Championships 2023 - Rnd 4 @ Donington Park

BMCRC Thunderbike Sport & BMCRC SuperTwins

RACE 20 - SECTOR ANALYSIS



SECTOR 1 = FL to I1, SECTOR 2 = I1 to FL, DIFF = Difference To Personal Best Lap, P = Crossed Finish Line in Pit Lane, D = Time Disallowed

P25 10		Robert BEAN		Kawasaki ZXR 750 - Mean Green Bean Motorcycles			
IDEAL LAP TIME : 1:22.650		BEST LAP TIME : 1:22.670		DIFFERENCE : 0.020			
LAP	SECTOR 1	SECTOR 2	LAP TIME	MPH	DIFF	TIME OF DAY	
1 -		29.266	1:32.401	77.10	9.731	16:33:49.234	
2 -	54.986	29.055	1:24.041	84.77	1.371	16:35:13.275	
3 -	54.883	29.185	1:24.068	84.74	1.398	16:36:37.343	
4 -	54.624	28.807	1:23.431	85.39	0.761	16:38:00.774	
5 -	54.657	28.462	1:23.119 (2)	85.71	0.449	16:39:23.893	
6 -	54.816	28.946	1:23.762	85.05	1.092	16:40:47.655	
7 -	54.624	28.992	1:23.616	85.20	0.946	16:42:11.271	
8 -	54.200	29.064	1:23.264 (3)	85.56	0.594	16:43:34.535	
9 -	54.188	28.482	1:22.670 (1)	86.18		16:44:57.205	

P26 51		Paul BEESLEY		Yamaha R6 -			
IDEAL LAP TIME : 1:22.121		BEST LAP TIME : 1:22.213		DIFFERENCE : 0.092			
LAP	SECTOR 1	SECTOR 2	LAP TIME	MPH	DIFF	TIME OF DAY	
1 -		29.710	1:33.421	76.26	11.208	16:33:50.254	
2 -	55.313	28.937	1:24.250	84.56	2.037	16:35:14.504	
3 -	54.838	28.967	1:23.805	85.01	1.592	16:36:38.309	
4 -	54.086	28.809	1:22.895 (2)	85.94	0.682	16:38:01.204	
5 -	54.901	28.863	1:23.764	85.05	1.551	16:39:24.968	
6 -	54.382	29.176	1:23.558	85.26	1.345	16:40:48.526	
7 -	54.429	28.813	1:23.242 (3)	85.58	1.029	16:42:11.768	
8 -	54.884	28.718	1:23.602	85.22	1.389	16:43:35.370	
9 -	54.178	28.035	1:22.213 (1)	86.66		16:44:57.583	

P27 53		Peter HAMMOND		Suzuki SRAD -			
IDEAL LAP TIME : 1:23.538		BEST LAP TIME : 1:23.538		DIFFERENCE : 0.000			
LAP	SECTOR 1	SECTOR 2	LAP TIME	MPH	DIFF	TIME OF DAY	
1 -		29.724	1:34.388	75.48	10.850	16:33:51.221	
2 -	56.131	29.102	1:25.233	83.59	1.695	16:35:16.454	
3 -	55.130	29.267	1:24.397	84.41	0.859	16:36:40.851	
4 -	55.055	29.346	1:24.401	84.41	0.863	16:38:05.252	
5 -	54.730	28.975	1:23.705 (2)	85.11	0.167	16:39:28.957	
6 -	54.629	28.909	1:23.538 (1)	85.28		16:40:52.495	
7 -	55.164	29.921	1:25.085	83.73	1.547	16:42:17.580	
8 -	55.004	30.313	1:25.317	83.50	1.779	16:43:42.897	
9 -	54.653	29.261	1:23.914 (3)	84.90	0.376	16:45:06.811	

P28 137 R		Colin McPHERSON		Yamaha R6 -			
IDEAL LAP TIME : 1:23.988		BEST LAP TIME : 1:24.546		DIFFERENCE : 0.558			
LAP	SECTOR 1	SECTOR 2	LAP TIME	MPH	DIFF	TIME OF DAY	
1 -		29.890	1:34.255	75.58	9.709	16:33:51.088	
2 -	56.650	29.470	1:26.120	82.72	1.574	16:35:17.208	
3 -	56.190	29.392	1:25.582	83.24	1.036	16:36:42.790	
4 -	56.036	29.017	1:25.053	83.76	0.507	16:38:07.843	
5 -	56.324	29.561	1:25.885	82.95	1.339	16:39:33.728	
6 -	55.921	29.184	1:25.105	83.71	0.559	16:40:58.833	
7 -	55.175	29.371	1:24.546 (1)	84.26		16:42:23.379	
8 -	56.001	28.813	1:24.814 (3)	84.00	0.268	16:43:48.193	
9 -	55.500	29.079	1:24.579 (2)	84.23	0.033	16:45:12.772	

P29 11		Malcolm BATE		Kawasaki ZX7R - Hartjay			
IDEAL LAP TIME : 1:18.977		BEST LAP TIME : 1:18.994		DIFFERENCE : 0.017			
LAP	SECTOR 1	SECTOR 2	LAP TIME	MPH	DIFF	TIME OF DAY	
1 -		27.889	1:26.318	82.53	7.324	16:33:43.151	
2 -	51.088	27.906	1:18.994 (1)	90.19		16:35:02.145	

BMCRC - MRO Championships 2023 - Rnd 4 @ Donington Park

BMCRC Thunderbike Sport & BMCRC SuperTwins

RACE 20 - SECTOR ANALYSIS



SECTOR 1 = FL to I1, SECTOR 2 = I1 to FL, DIFF = Difference To Personal Best Lap, P = Crossed Finish Line in Pit Lane, D = Time Disallowed

P30 57		Paul NEWMAN		Yamaha R6 - Scarlett Racing		
IDEAL LAP TIME :		BEST LAP TIME :		DIFFERENCE :		
LAP	SECTOR 1	SECTOR 2	LAP TIME	MPH	DIFF	TIME OF DAY
1 -		IN PIT	1:33.988	P 75.80		16:33:50.821

BMCRC - MRO Championships 2023 - Rnd 4 @ Donington Park

BMCRC Thunderbike Sport & BMCRC SuperTwins

RACE 20 - BEST SECTORS

SECTOR 1			SECTOR 2			IDEAL / BEST COMPARISON						
POS	NO	NAME	TIME	NO	NAME	TIME	POS	NO	NAME	IDEAL	BEST	DIFF
									PERFECT LAP	1:13.310		
1	65	COATES	47.742	0	HILL	25.568	1	65	COATES	1:13.423	1:13.423	0.000
2	79	O'MARA	48.078	65	COATES	25.681	2	0	HILL	1:13.863	1:13.863	0.000
3	73	KELLY	48.094	73	KELLY	26.007	3	73	KELLY	1:14.101	1:14.301	0.200
4	0	HILL	48.295	97	MANN	26.008	4	79	O'MARA	1:14.106	1:14.169	0.063
5	33	BISWELL	48.742	79	O'MARA	26.028	5	97	MANN	1:15.006	1:15.006	0.000
6	126	DAVIES	48.904	1	JAMISON	26.152	6	33	BISWELL	1:15.051	1:15.063	0.012
7	97	MANN	48.998	126	DAVIES	26.181	7	126	DAVIES	1:15.085	1:15.085	0.000
8	6	HASLER	49.081	33	BISWELL	26.309	8	1	JAMISON	1:15.250	1:15.355	0.105
9	1	JAMISON	49.098	69	RUSSO	26.361	9	69	RUSSO	1:15.556	1:15.556	0.000
10	69	RUSSO	49.195	606	ANDERTON	26.389	10	6	HASLER	1:15.617	1:15.617	0.000
11	92	CALDWELL	49.302	92	CALDWELL	26.517	11	92	CALDWELL	1:15.819	1:15.960	0.141
12	151	DENYER	49.406	6	HASLER	26.536	12	606	ANDERTON	1:16.191	1:16.237	0.046
13	81	MAY	49.638	25	DAY	26.667	13	151	DENYER	1:16.200	1:16.241	0.041
14	994	HOWARD	49.796	994	HOWARD	26.743	14	81	MAY	1:16.435	1:16.538	0.103
15	606	ANDERTON	49.802	151	DENYER	26.794	15	25	DAY	1:16.514	1:16.514	0.000
16	25	DAY	49.847	81	MAY	26.797	16	994	HOWARD	1:16.539	1:16.772	0.233
17	58	ALLEN	49.970	99	BELLOTTI	26.863	17	58	ALLEN	1:16.897	1:17.075	0.178
18	43	WALKEY	49.978	58	ALLEN	26.927	18	89	STRILLOZZI	1:16.994	1:17.022	0.028
19	89	STRILLOZZI	50.021	89	STRILLOZZI	26.973	19	99	BELLOTTI	1:17.261	1:17.465	0.204
20	99	BELLOTTI	50.398	43	WALKEY	27.445	20	43	WALKEY	1:17.423	1:17.447	0.024
21	11	BATE	51.088	77	MAY	27.660	21	11	BATE	1:18.977	1:18.994	0.017
22	77	MAY	52.151	910	GOWER	27.781	22	77	MAY	1:19.811	1:19.904	0.093
23	910	GOWER	52.341	11	BATE	27.889	23	910	GOWER	1:20.122	1:20.593	0.471
24	66	SMITH	53.647	51	BEESLEY	28.035	24	66	SMITH	1:22.044	1:22.538	0.494
25	51	BEESLEY	54.086	66	SMITH	28.397	25	51	BEESLEY	1:22.121	1:22.213	0.092
26	10	BEAN	54.188	10	BEAN	28.462	26	10	BEAN	1:22.650	1:22.670	0.020
27	53	HAMMOND	54.629	137	McPHERSON	28.813	27	53	HAMMOND	1:23.538	1:23.538	0.000
28	137	McPHERSON	55.175	53	HAMMOND	28.909	28	137	McPHERSON	1:23.988	1:24.546	0.558
29							29	57	NEWMAN			
30							30	48	WALLIS		1:16.365	
31												

BMCRC - MRO Championships 2023 - Rnd 4 @ Donington Park

BMCRC Thunderbike Sport & BMCRC SuperTwins

RACE 20 - STATISTICS

Competitors Started 31
Planned Start 2023-06-04 @ 16:30:00.000
Actual Start 2023-06-04 @ 16:32:16.833
Finish Time 2023-06-04 @ 16:44:42.916
Track Length 1.9790mi.
Total Laps 278
Total Distance Covered 550.1806mi.

Session Fastest Lap History

NO	CL	NAME	LAP TIME	TIME OF DAY	LAP	VEHICLE
65	SUP	Nikki COATES	1:14.221	16:34:49.636	2	BMW F900R
65	SUP	Nikki COATES	1:13.805	16:36:03.441	3	BMW F900R
65	SUP	Nikki COATES	1:13.423	16:38:30.766	5	BMW F900R

Session Leader History

NO	CL	NAME	FROM LAP	LAPS LED	DISTANCE	VEHICLE
65	SUP	Nikki COATES	1	10	19.75 miles	BMW F900R

Flag History

TYPE	TIME OF DAY
GREEN	16:32:16.833
FINISH	16:44:42.916

Flag Statistics

TYPE	COUNT	TOTAL LAPS	TOTAL TIME
Green	1	10	13:44.356
Red	0	0	0.000
Safety Car	0	0	0.000
FCY	0	0	0.000

BMCRC - MRO Championships 2023 - Rnd 4 @ Donington Park

BMCRC Thunderbike Sport & BMCRC SuperTwins

RACE 20 - STATISTICS

CLASS :

19 Starters

Fastest Lap History

NO	NAME	LAP TIME	TIME OF DAY	LAP	VEHICLE
0	Jeremy HILL	1:15.099	16:34:51.418	2	Yamaha R6
97	Alex MANN	1:15.006	16:34:51.820	2	Honda CBR600RR
0	Jeremy HILL	1:14.875	16:37:21.444	4	Yamaha R6
0	Jeremy HILL	1:13.863	16:38:35.306	5	Yamaha R6

Leader History

NO	NAME	FROM LAP	LAPS LED	DISTANCE	VEHICLE
0	Jeremy HILL	1	10	19.75 miles	Yamaha R6

BMCRC - MRO Championships 2023 - Rnd 4 @ Donington Park

BMCRC Thunderbike Sport & BMCRC SuperTwins

RACE 20 - STATISTICS

CLASS : R

5 Starters

Fastest Lap History

NO	NAME	LAP TIME	TIME OF DAY	LAP	VEHICLE
994	Adrian HOWARD	1:18.160	16:35:00.479	2	Suzuki GSXR 600
994	Adrian HOWARD	1:17.051	16:36:17.530	3	Suzuki GSXR 600
994	Adrian HOWARD	1:16.833	16:40:09.907	6	Suzuki GSXR 600
606	Jake ANDERTON	1:16.769	16:44:03.889	9	Honda CBR600RR
606	Jake ANDERTON	1:16.237	16:45:20.127	10	Honda CBR600RR

Leader History

NO	NAME	FROM LAP	LAPS LED	DISTANCE	VEHICLE
994	Adrian HOWARD	1	10	19.75 miles	Suzuki GSXR 600

BMCRC - MRO Championships 2023 - Rnd 4 @ Donington Park

BMCRC Thunderbike Sport & BMCRC SuperTwins

RACE 20 - STATISTICS

CLASS : SUP

7 Starters

Fastest Lap History

NO	NAME	LAP TIME	TIME OF DAY	LAP	VEHICLE
65	Nikki COATES	1:14.221	16:34:49.636	2	BMW F900R
65	Nikki COATES	1:13.805	16:36:03.441	3	BMW F900R
65	Nikki COATES	1:13.423	16:38:30.766	5	BMW F900R

Leader History

NO	NAME	FROM LAP	LAPS LED	DISTANCE	VEHICLE
65	Nikki COATES	1	10	19.75 miles	BMW F900R



DFDS

DFDS YAMAHA PAST MASTERS



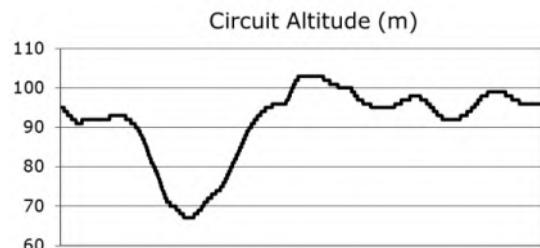
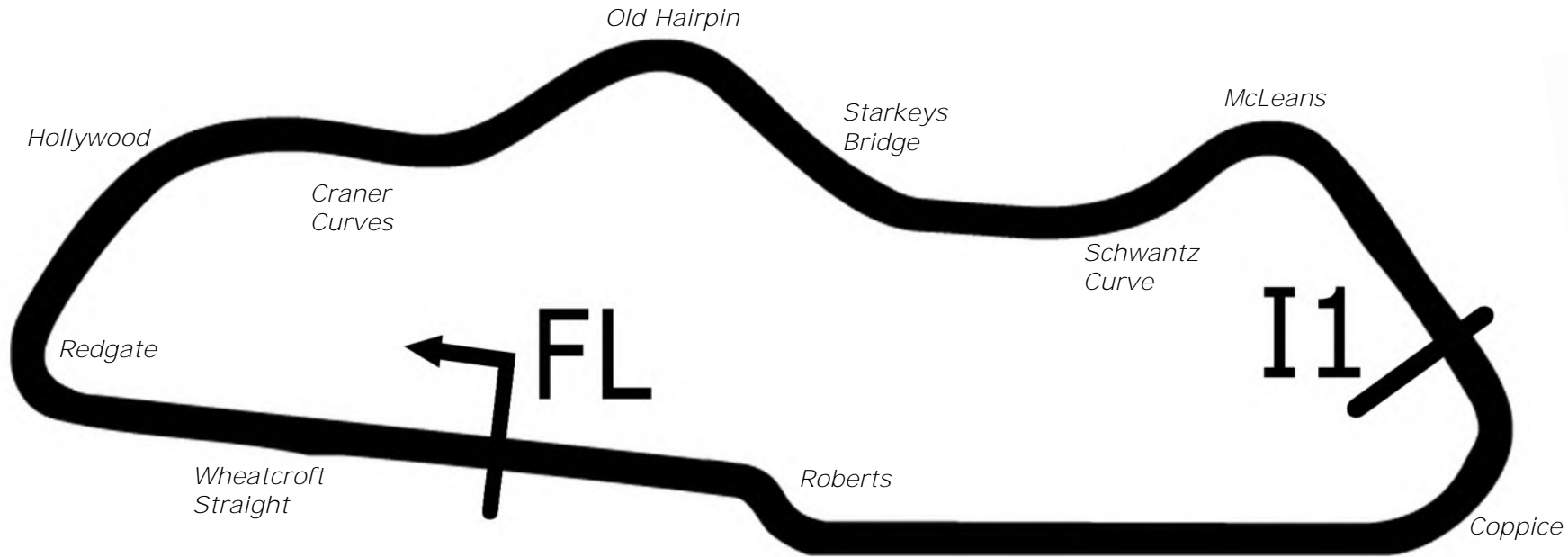
BMCRC-MRO Championships - Round 4
Donington Park National
3rd / 4th June 2023



Timing & Results Provided by Timing Solutions Ltd

www.tsl-timing.com

Donington Park National



Length	1.9790 miles	3185.0 m	
FL		52.82971 N	1.37867 W
I1	2096m	52.82978 N	1.36508 W
Pit Entry	3100m	52.82951 N	1.37832 W
Pit Exit	229m after FL	52.82996 N	1.38205 W
Pit Entry-Pit Exit 256m, 18.4s @50kph, 15.3s @60kph			

All results available at www.tsl-timing.com

BMCRC - MRO Championships 2023 - Rnd 4 @ Donington Park
DFDS Yamaha Past Masters
QUALIFYING - CLASSIFICATION

POS	NO	CL	PIC NAME	ENTRY	TIME	ON	LAPS	GAP	DIFF	MPH
1	51		1 Kevin WHOLEY	Yamaha TZR250 - Twistgrip Motorcycles	1:17.183	8	8			92.30
2	75		2 Anthony JOHNSON	Yamaha TZR250 - Paul Toland / INTA MOTORCYCLE	1:17.241	7	8	0.058	0.058	92.23
3	13		3 Doug EDMONDSON	Yamaha TZR250 - Stan Stephens Tuning	1:18.886	7	8	1.703	1.645	90.31
4	74		4 Paul WHITBY	Yamaha TZR250 - Greybridge Ltd	1:18.928	8	8	1.745	0.042	90.26
5	61		5 Paul WELCH	Yamaha TZR250 -	1:19.101	7	8	1.918	0.173	90.07
6	57		6 Geoff MOOK	Yamaha TZR250 -	1:20.930	7	7	3.747	1.829	88.03
7	88		7 Michael STANLEY	Yamaha TZR250 -	1:21.195	8	8	4.012	0.265	87.74
8	8		8 David BALL	Yamaha TZR250 - Gardiner Page and Roe pension cor	1:21.884	5	7	4.701	0.689	87.00
9	22		9 Rik BALLERINI	Yamaha TZR250 - SCLS LTD, CAMBRIDGE MC, GEC	1:22.061	5	5	4.878	0.177	86.82
10	27		10 Richard HAYWARD	Yamaha TZR250 - GForce/Hayward R Ltd/SnapOn	1:22.753	5	7	5.570	0.692	86.09
11	29		11 Derek CRIPPS	Yamaha TZR250 - Team FBR	1:23.068	3	6	5.885	0.315	85.76
12	28		12 Liam McCARTER	Yamaha TZR250 - Katie McCarter	1:23.731	3	7	6.548	0.663	85.08
13	72	C	1 John HAMILTON	Yamaha TZR250 - LW Racing	1:24.809	4	7	7.626	1.078	84.00
14	4		13 Denis HALIL	Yamaha TZR250 - D & A AUTOS	1:25.018	2	7	7.835	0.209	83.80
15	7		14 Peter FISHWICK	Yamaha TZR250 -	1:25.103	4	7	7.920	0.085	83.71
16	162	R	1 Darren COOPER	Yamaha TZR250 - Twistgrip Motorcycles	1:25.230	4	7	8.047	0.127	83.59
17	333	C	2 Mark STUBBERFIELD	Yamaha TZR250 - Polished Concrete London	1:25.552	4	7	8.369	0.322	83.27
18	199	C	3 Michael FROST	Yamaha TZR250 -	1:25.901	5	7	8.718	0.349	82.94
19	60	C	4 Danny GOUGH	Yamaha TZR250 - G Force Motorcycles	1:25.927	7	7	8.744	0.026	82.91
20	43	C	5 Michael PINCHES	Yamaha TZR250 -	1:25.928	5	7	8.745	0.001	82.91
21	73	C	6 Colvin TURNER	Yamaha TZR250 -	1:25.972	4	7	8.789	0.044	82.87
22	34		15 Dave HARVIEK	Yamaha TZR250 2MA - HVK Performance Ltd	1:26.073	4	7	8.890	0.101	82.77
23	47	R	2 Roy ALDERSLADE	Yamaha TZR250 -	1:26.261	5	7	9.078	0.188	82.59
24	100	R	3 Duncan WILLIAMS	Yamaha TZR250 - www.ypmrc.co.uk	1:26.988	6	7	9.805	0.727	81.90
25	46	C	7 Kevin MARSHALL	Yamaha TZR250 - Stacey Processing	1:29.462	2	7	12.279	2.474	79.63
26	69	C	8 Mark ELLERAY	Yamaha TZR250 - Abbot Solutions Ltd	1:30.755	4	5	13.572	1.293	78.50
27	62	C	9 David PATERSON	Yamaha TZR250 - The love of a good woman	1:32.446	3	4	15.263	1.691	77.06
28	36	C	10 Phil ZANUTTO	Yamaha TZR250 - Westend garage	1:34.537	7	7	17.354	2.091	75.36
29	53		16 Alan COATES	Yamaha TZR250 - Clarendon Motorcycles Hull	1:35.669	6	6	18.486	1.132	74.47
30	77	C	11 Adam COLLINS	Yamaha TZR250 - 2 Cows Racing	1:36.354	3	6	19.171	0.685	73.94
31	42	C	12 Martin PEARSON	Yamaha TZR250 -	1:37.562	4	5	20.379	1.208	73.02
32	25	C	13 Stephen WIMBLE	Yamaha TZR250 - S.B.W Contractor	1:39.593	5	6	22.410	2.031	71.53
33	65	C	14 Nigel TERRY	Yamaha TZR250 - NTrap Garage Doors	1:40.808	3	6	23.625	1.215	70.67

Weather / Track : Bright / Dry

These results are provisional until the conclusion of any judicial and technical matters.

Donington Park National: 1.9790 miles

Date: 03/06/2023 Start: 09:53 Finish: 10:03

Clerk Of Course :	Stewards :	Timekeeper : Richard Evans
-------------------	------------	----------------------------

 Results can be found at www.tsl-timing.com

Printed - 10:05 Saturday, 03 June 2023



BMCR - MRO Championships 2023 - Rnd 4 @ Donington Park

DFDS Yamaha Past Masters

QUALIFYING - SECTOR ANALYSIS



SECTOR 1 = FL to I1, SECTOR 2 = I1 to FL, DIFF = Difference To Personal Best Lap, P = Crossed Finish Line in Pit Lane, D = Time Disallowed

P1 51		Kevin WHOLEY		Yamaha TZR250 - Twistgrip Motorcycles			
IDEAL LAP TIME : 1:17.183		BEST LAP TIME : 1:17.183		DIFFERENCE : 0.000			
LAP	SECTOR 1	SECTOR 2	LAP TIME	MPH	DIFF	TIME OF DAY	
1 -	55.038	29.156	1:24.194	84.62	7.011	09:54:45.398	
2 -	52.752	28.068	1:20.820	88.15	3.637	09:56:06.218	
3 -	51.099	27.457	1:18.556	90.69	1.373	09:57:24.774	
4 -	50.656	27.709	1:18.365 (3)	90.91	1.182	09:58:43.139	
5 -	51.311	28.268	1:19.579	89.52	2.396	10:00:02.718	
6 -	51.342	27.706	1:19.048	90.13	1.865	10:01:21.766	
7 -	50.490	27.362	1:17.852 (2)	91.51	0.669	10:02:39.618	
8 -	50.068	27.115	1:17.183 (1)	92.30		10:03:56.801	

P2 75		Anthony JOHNSON		Yamaha TZR250 - Paul Toland / INTA MOTORCYCLES			
IDEAL LAP TIME : 1:17.241		BEST LAP TIME : 1:17.241		DIFFERENCE : 0.000			
LAP	SECTOR 1	SECTOR 2	LAP TIME	MPH	DIFF	TIME OF DAY	
1 -	51.873	28.016	1:19.889	89.18	2.648	09:54:35.861	
2 -	50.529	27.663	1:18.192	91.11	0.951	09:55:54.053	
3 -	50.138	27.673	1:17.811 (3)	91.56	0.570	09:57:11.864	
4 -	55.701	39.661	1:35.362	74.71	18.121	09:58:47.226	
5 -	50.679	27.904	1:18.583	90.66	1.342	10:00:05.809	
6 -	51.136	28.238	1:19.374	89.76	2.133	10:01:25.183	
7 -	49.755	27.486	1:17.241 (1)	92.23		10:02:42.424	
8 -	49.883	27.584	1:17.467 (2)	91.97	0.226	10:03:59.891	

P3 13		Doug EDMONDSON		Yamaha TZR250 - Stan Stephens Tuning			
IDEAL LAP TIME : 1:18.886		BEST LAP TIME : 1:18.886		DIFFERENCE : 0.000			
LAP	SECTOR 1	SECTOR 2	LAP TIME	MPH	DIFF	TIME OF DAY	
1 -	55.313	29.999	1:25.312	83.51	6.426	09:54:40.797	
2 -	53.039	28.461	1:21.500	87.41	2.614	09:56:02.297	
3 -	51.442	28.415	1:19.857	89.21	0.971	09:57:22.154	
4 -	51.454	28.439	1:19.893	89.17	1.007	09:58:42.047	
5 -	53.199	28.996	1:22.195	86.67	3.309	10:00:04.242	
6 -	50.992	28.220	1:19.212 (3)	89.94	0.326	10:01:23.454	
7 -	50.942	27.944	1:18.886 (1)	90.31		10:02:42.340	
8 -	51.058	28.089	1:19.147 (2)	90.01	0.261	10:04:01.487	

P4 74		Paul WHITBY		Yamaha TZR250 - Greybridge Ltd			
IDEAL LAP TIME : 1:18.610		BEST LAP TIME : 1:18.928		DIFFERENCE : 0.318			
LAP	SECTOR 1	SECTOR 2	LAP TIME	MPH	DIFF	TIME OF DAY	
1 -	55.579	28.644	1:24.223	84.59	5.295	09:54:42.565	
2 -	52.056	28.404	1:20.460	88.54	1.532	09:56:03.025	
3 -	51.195	28.323	1:19.518	89.59	0.590	09:57:22.543	
4 -	52.312	28.192	1:20.504	88.50	1.576	09:58:43.047	
5 -	52.331	29.133	1:21.464	87.45	2.536	10:00:04.511	
6 -	51.141	28.286	1:19.427 (3)	89.70	0.499	10:01:23.938	
7 -	51.279	27.778	1:19.057 (2)	90.12	0.129	10:02:42.995	
8 -	50.832	28.096	1:18.928 (1)	90.26		10:04:01.923	

P5 61		Paul WELCH		Yamaha TZR250 -			
IDEAL LAP TIME : 1:19.101		BEST LAP TIME : 1:19.101		DIFFERENCE : 0.000			
LAP	SECTOR 1	SECTOR 2	LAP TIME	MPH	DIFF	TIME OF DAY	
1 -	54.894	29.184	1:24.078	84.73	4.977	09:54:39.824	
2 -	52.850	28.527	1:21.377	87.55	2.276	09:56:01.201	
3 -	52.135	28.914	1:21.049	87.90	1.948	09:57:22.250	
4 -	52.158	28.848	1:21.006	87.95	1.905	09:58:43.256	
5 -	52.305	29.174	1:21.479	87.44	2.378	10:00:04.735	
6 -	51.264	29.104	1:20.368 (3)	88.65	1.267	10:01:25.103	
7 -	51.141	27.960	1:19.101 (1)	90.07		10:02:44.204	
8 -	51.850	28.208	1:20.058 (2)	88.99	0.957	10:04:04.262	

BMCRC - MRO Championships 2023 - Rnd 4 @ Donington Park

DFDS Yamaha Past Masters

QUALIFYING - SECTOR ANALYSIS



SECTOR 1 = FL to I1, SECTOR 2 = I1 to FL, DIFF = Difference To Personal Best Lap, P = Crossed Finish Line in Pit Lane, D = Time Disallowed

P6 57		Geoff MOOK		Yamaha TZR250 -		
IDEAL LAP TIME : 1:20.930		BEST LAP TIME : 1:20.930		DIFFERENCE : 0.000		
LAP	SECTOR 1	SECTOR 2	LAP TIME	MPH	DIFF	TIME OF DAY
1 -	1:00.878	31.680	1:32.558	76.97	11.628	09:54:56.945
2 -	56.287	29.860	1:26.147	82.70	5.217	09:56:23.092
3 -	55.441	28.647	1:24.088	84.72	3.158	09:57:47.180
4 -	52.757	29.344	1:22.101 (3)	86.77	1.171	09:59:09.281
5 -	52.515	29.009	1:21.524 (2)	87.39	0.594	10:00:30.805
6 -	52.606	29.584	1:22.190	86.68	1.260	10:01:52.995
7 -	52.477	28.453	1:20.930 (1)	88.03		10:03:13.925

P7 88		Michael STANLEY		Yamaha TZR250 -		
IDEAL LAP TIME : 1:21.121		BEST LAP TIME : 1:21.195		DIFFERENCE : 0.074		
LAP	SECTOR 1	SECTOR 2	LAP TIME	MPH	DIFF	TIME OF DAY
1 -	55.799	29.719	1:25.518	83.31	4.323	09:54:43.107
2 -	52.798	29.447	1:22.245	86.62	1.050	09:56:05.352
3 -	53.200	28.876	1:22.076 (3)	86.80	0.881	09:57:27.428
4 -	52.640	30.400	1:23.040	85.79	1.845	09:58:50.468
5 -	52.715	29.029	1:21.744 (2)	87.15	0.549	10:00:12.212
6 -	53.538	29.208	1:22.746	86.10	1.551	10:01:34.958
7 -	53.422	29.216	1:22.638	86.21	1.443	10:02:57.596
8 -	52.714	28.481	1:21.195 (1)	87.74		10:04:18.791

P8 8		David BALL		Yamaha TZR250 - Gardiner Page and Roe pension consultants		
IDEAL LAP TIME : 1:21.853		BEST LAP TIME : 1:21.884		DIFFERENCE : 0.031		
LAP	SECTOR 1	SECTOR 2	LAP TIME	MPH	DIFF	TIME OF DAY
1 -	1:00.547	31.635	1:32.182	77.28	10.298	09:54:57.239
2 -	55.664	30.003	1:25.667	83.16	3.783	09:56:22.906
3 -	57.082	30.807	1:27.889	81.06	6.005	09:57:50.795
4 -	53.644	29.003	1:22.647 (2)	86.20	0.763	09:59:13.442
5 -	53.309	28.575	1:21.884 (1)	87.00		10:00:35.326
6 -	53.278	29.893	1:23.171 (3)	85.66	1.287	10:01:58.497
7 -	55.028	30.023	1:25.051	83.76	3.167	10:03:23.548

P9 22		Rik BALLERINI		Yamaha TZR250 - SCLS LTD, CAMBRIDGE MC, GECKO RACI		
IDEAL LAP TIME : 1:22.061		BEST LAP TIME : 1:22.061		DIFFERENCE : 0.000		
LAP	SECTOR 1	SECTOR 2	LAP TIME	MPH	DIFF	TIME OF DAY
1 -	OUTLAP	31.223	1:47.670	66.17	25.609	09:58:19.488
2 -	54.544	29.867	1:24.411	84.40	2.350	09:59:43.899
3 -	53.607	29.135	1:22.742 (3)	86.10	0.681	10:01:06.641
4 -	53.253	29.036	1:22.289 (2)	86.58	0.228	10:02:28.930
5 -	53.192	28.869	1:22.061 (1)	86.82		10:03:50.991

P10 27		Richard HAYWARD		Yamaha TZR250 - GForce/Hayward R Ltd/SnapOn		
IDEAL LAP TIME : 1:22.734		BEST LAP TIME : 1:22.753		DIFFERENCE : 0.019		
LAP	SECTOR 1	SECTOR 2	LAP TIME	MPH	DIFF	TIME OF DAY
1 -	1:01.513	31.581	1:33.094	76.53	10.341	09:54:56.975
2 -	54.800	30.268	1:25.068	83.75	2.315	09:56:22.043
3 -	54.560	29.409	1:23.969 (3)	84.84	1.216	09:57:46.012
4 -	53.745	29.388	1:23.133 (2)	85.70	0.380	09:59:09.145
5 -	53.346	29.407	1:22.753 (1)	86.09		10:00:31.898
6 -	54.735	30.033	1:24.768	84.04	2.015	10:01:56.666
7 -	54.804	29.417	1:24.221	84.59	1.468	10:03:20.887

BMCR - MRO Championships 2023 - Rnd 4 @ Donington Park

DFDS Yamaha Past Masters

QUALIFYING - SECTOR ANALYSIS



SECTOR 1 = FL to I1, SECTOR 2 = I1 to FL, DIFF = Difference To Personal Best Lap, P = Crossed Finish Line in Pit Lane, D = Time Disallowed

P11 29		Derek CRIPPS		Yamaha TZR250 - Team FBR		
IDEAL LAP TIME : 1:22.916		BEST LAP TIME : 1:23.068		DIFFERENCE : 0.152		
LAP	SECTOR 1	SECTOR 2	LAP TIME	MPH	DIFF	TIME OF DAY
1 -	OUTLAP	32.397	1:55.324	61.77	32.256	09:56:19.504
2 -	58.566	29.483	1:28.049	80.91	4.981	09:57:47.553
3 -	54.047	29.021	1:23.068 (1)	85.76		09:59:10.621
4 -	54.093	29.217	1:23.310 (2)	85.51	0.242	10:00:33.931
5 -	53.895	29.989	1:23.884 (3)	84.93	0.816	10:01:57.815
6 -	55.066	29.158	1:24.224	84.59	1.156	10:03:22.039

P12 28		Liam McCARTER		Yamaha TZR250 - Katie McCarter		
IDEAL LAP TIME : 1:23.296		BEST LAP TIME : 1:23.731		DIFFERENCE : 0.435		
LAP	SECTOR 1	SECTOR 2	LAP TIME	MPH	DIFF	TIME OF DAY
1 -	1:03.367	31.395	1:34.762	75.18	11.031	09:55:06.249
2 -	55.619	30.319	1:25.938	82.90	2.207	09:56:32.187
3 -	54.021	29.710	1:23.731 (1)	85.08		09:57:55.918
4 -	55.559	30.448	1:26.007	82.83	2.276	09:59:21.925
5 -	54.794	29.841	1:24.635 (3)	84.18	0.904	10:00:46.560
6 -	54.314	30.073	1:24.387 (2)	84.42	0.656	10:02:10.947
7 -	55.386	29.275	1:24.661	84.15	0.930	10:03:35.608

P13 72 C		John HAMILTON		Yamaha TZR250 - LW Racing		
IDEAL LAP TIME : 1:24.519		BEST LAP TIME : 1:24.809		DIFFERENCE : 0.290		
LAP	SECTOR 1	SECTOR 2	LAP TIME	MPH	DIFF	TIME OF DAY
1 -	58.755	30.581	1:29.336	79.75	4.527	09:54:49.883
2 -	57.058	30.327	1:27.385	81.53	2.576	09:56:17.268
3 -	56.307	29.960	1:26.267	82.58	1.458	09:57:43.535
4 -	54.925	29.884	1:24.809 (1)	84.00		09:59:08.344
5 -	54.686	31.026	1:25.712 (3)	83.12	0.903	10:00:34.056
6 -	54.834	31.252	1:26.086	82.76	1.277	10:02:00.142
7 -	55.623	29.833	1:25.456 (2)	83.37	0.647	10:03:25.598

P14 4		Denis HALIL		Yamaha TZR250 - D & A AUTOS		
IDEAL LAP TIME : 1:24.417		BEST LAP TIME : 1:25.018		DIFFERENCE : 0.601		
LAP	SECTOR 1	SECTOR 2	LAP TIME	MPH	DIFF	TIME OF DAY
1 -	59.015	29.481	1:28.496	80.50	3.478	09:54:48.159
2 -	55.486	29.532	1:25.018 (1)	83.80		09:56:13.177
3 -	54.936	30.125	1:25.061 (2)	83.75	0.043	09:57:38.238
4 -	56.011	29.770	1:25.781 (3)	83.05	0.763	09:59:04.019
5 -	55.324	31.221	1:26.545	82.32	1.527	10:00:30.564
6 -	56.419	30.344	1:26.763	82.11	1.745	10:01:57.327
7 -	56.034	29.922	1:25.956	82.88	0.938	10:03:23.283

P15 7		Peter FISHWICK		Yamaha TZ250 -		
IDEAL LAP TIME : 1:25.098		BEST LAP TIME : 1:25.103		DIFFERENCE : 0.005		
LAP	SECTOR 1	SECTOR 2	LAP TIME	MPH	DIFF	TIME OF DAY
1 -	1:01.424	31.505	1:32.929	76.66	7.826	09:54:54.539
2 -	57.124	31.101	1:28.225	80.75	3.122	09:56:22.764
3 -	56.922	30.951	1:27.873	81.07	2.770	09:57:50.637
4 -	55.017	30.086	1:25.103 (1)	83.71		09:59:15.740
5 -	55.809	30.572	1:26.381 (3)	82.47	1.278	10:00:42.121
6 -	56.095	30.312	1:26.407	82.45	1.304	10:02:08.528
7 -	55.683	30.081	1:25.764 (2)	83.07	0.661	10:03:34.292

BMCRC - MRO Championships 2023 - Rnd 4 @ Donington Park

DFDS Yamaha Past Masters

QUALIFYING - SECTOR ANALYSIS



SECTOR 1 = FL to I1, SECTOR 2 = I1 to FL, DIFF = Difference To Personal Best Lap, P = Crossed Finish Line in Pit Lane, D = Time Disallowed

P16 162 R		Darren COOPER		Yamaha TZR250 - Twistgrip Motorcycles			
IDEAL LAP TIME : 1:25.230		BEST LAP TIME : 1:25.230		DIFFERENCE : 0.000			
LAP	SECTOR 1	SECTOR 2	LAP TIME	MPH	DIFF	TIME OF DAY	
1 -	1:00.055	31.977	1:32.032	77.41	6.802	09:54:54.296	
2 -	56.936	31.314	1:28.250	80.73	3.020	09:56:22.546	
3 -	57.821	31.268	1:29.089	79.97	3.859	09:57:51.635	
4 -	54.984	30.246	1:25.230 (1)	83.59		09:59:16.865	
5 -	55.030	30.591	1:25.621 (2)	83.21	0.391	10:00:42.486	
6 -	56.063	30.354	1:26.417 (3)	82.44	1.187	10:02:08.903	
7 -	56.827	30.636	1:27.463	81.45	2.233	10:03:36.366	

P17 333 C		Mark STUBBERFIELD		Yamaha TZR250 - Polished Concrete London			
IDEAL LAP TIME : 1:25.197		BEST LAP TIME : 1:25.552		DIFFERENCE : 0.355			
LAP	SECTOR 1	SECTOR 2	LAP TIME	MPH	DIFF	TIME OF DAY	
1 -	57.622	30.545	1:28.167	80.80	2.615	09:54:45.013	
2 -	55.363	30.960	1:26.323 (3)	82.53	0.771	09:56:11.336	
3 -	55.699	30.888	1:26.587	82.28	1.035	09:57:37.923	
4 -	55.349	30.203	1:25.552 (1)	83.27		09:59:03.475	
5 -	55.519	31.322	1:26.841	82.04	1.289	10:00:30.316	
6 -	56.050	30.791	1:26.841	82.04	1.289	10:01:57.157	
7 -	55.875	29.848	1:25.723 (2)	83.11	0.171	10:03:22.880	

P18 199 C		Michael FROST		Yamaha TZR250 -			
IDEAL LAP TIME : 1:25.526		BEST LAP TIME : 1:25.901		DIFFERENCE : 0.375			
LAP	SECTOR 1	SECTOR 2	LAP TIME	MPH	DIFF	TIME OF DAY	
1 -	1:03.248	31.855	1:35.103	74.91	9.202	09:54:57.823	
2 -	57.370	30.579	1:27.949	81.00	2.048	09:56:25.772	
3 -	56.228	31.386	1:27.614	81.31	1.713	09:57:53.386	
4 -	57.330	30.668	1:27.998	80.96	2.097	09:59:21.384	
5 -	55.604	30.297	1:25.901 (1)	82.94		10:00:47.285	
6 -	55.229	30.873	1:26.102 (2)	82.74	0.201	10:02:13.387	
7 -	55.783	30.337	1:26.120 (3)	82.72	0.219	10:03:39.507	

P19 60 C		Danny GOUGH		Yamaha TZR250 - G Force Motorcycles			
IDEAL LAP TIME : 1:25.684		BEST LAP TIME : 1:25.927		DIFFERENCE : 0.243			
LAP	SECTOR 1	SECTOR 2	LAP TIME	MPH	DIFF	TIME OF DAY	
1 -	1:00.718	31.280	1:31.998	77.44	6.071	09:54:53.061	
2 -	57.312	30.431	1:27.743	81.19	1.816	09:56:20.804	
3 -	58.769	39.751	1:38.520	72.31	12.593	09:57:59.324	
4 -	57.533	30.278	1:27.811	81.13	1.884	09:59:27.135	
5 -	56.302	30.481	1:26.783 (3)	82.09	0.856	10:00:53.918	
6 -	56.250	29.752	1:26.002 (2)	82.84	0.075	10:02:19.920	
7 -	55.932	29.995	1:25.927 (1)	82.91		10:03:45.847	

P20 43 C		Michael PINCHES		Yamaha TZR250 -			
IDEAL LAP TIME : 1:25.608		BEST LAP TIME : 1:25.928		DIFFERENCE : 0.320			
LAP	SECTOR 1	SECTOR 2	LAP TIME	MPH	DIFF	TIME OF DAY	
1 -	1:02.512	31.253	1:33.765	75.98	7.837	09:54:55.585	
2 -	56.821	31.546	1:28.367	80.62	2.439	09:56:23.952	
3 -	56.908	31.328	1:28.236	80.74	2.308	09:57:52.188	
4 -	55.963	30.062	1:26.025 (2)	82.82	0.097	09:59:18.213	
5 -	56.047	29.881	1:25.928 (1)	82.91		10:00:44.141	
6 -	55.727	30.901	1:26.628 (3)	82.24	0.700	10:02:10.769	
7 -	56.439	30.218	1:26.657	82.21	0.729	10:03:37.426	

BMCRC - MRO Championships 2023 - Rnd 4 @ Donington Park

DFDS Yamaha Past Masters

QUALIFYING - SECTOR ANALYSIS



SECTOR 1 = FL to I1, SECTOR 2 = I1 to FL, DIFF = Difference To Personal Best Lap, P = Crossed Finish Line in Pit Lane, D = Time Disallowed

P21 73 C		Colvin TURNER		Yamaha TZR250 -			
IDEAL LAP TIME : 1:25.972		BEST LAP TIME : 1:25.972		DIFFERENCE : 0.000			
LAP	SECTOR 1	SECTOR 2	LAP TIME	MPH	DIFF	TIME OF DAY	
1 -	1:00.960	31.669	1:32.629	76.91	6.657	09:54:53.655	
2 -	57.244	30.964	1:28.208	80.77	2.236	09:56:21.863	
3 -	58.214	32.401	1:30.615	78.62	4.643	09:57:52.478	
4 -	56.064	29.908	1:25.972 (1)	82.87		09:59:18.450	
5 -	56.078	30.282	1:26.360 (3)	82.49	0.388	10:00:44.810	
6 -	56.281	30.350	1:26.631	82.24	0.659	10:02:11.441	
7 -	56.156	30.201	1:26.357 (2)	82.50	0.385	10:03:37.798	

P22 34		Dave HARVIEK		Yamaha TZR250 2MA - HVK Performance Ltd			
IDEAL LAP TIME : 1:25.924		BEST LAP TIME : 1:26.073		DIFFERENCE : 0.149			
LAP	SECTOR 1	SECTOR 2	LAP TIME	MPH	DIFF	TIME OF DAY	
1 -	59.641	31.139	1:30.780	78.48	4.707	09:54:48.272	
2 -	57.933	30.856	1:28.789	80.24	2.716	09:56:17.061	
3 -	56.376	30.684	1:27.060 (3)	81.83	0.987	09:57:44.121	
4 -	55.634	30.439	1:26.073 (1)	82.77		09:59:10.194	
5 -	55.485	30.819	1:26.304 (2)	82.55	0.231	10:00:36.498	
6 -	56.934	31.052	1:27.986	80.97	1.913	10:02:04.484	
7 -	56.864	30.704	1:27.568	81.36	1.495	10:03:32.052	

P23 47 R		Roy ALDERSLADE		Yamaha TZR250 -			
IDEAL LAP TIME : 1:25.589		BEST LAP TIME : 1:26.261		DIFFERENCE : 0.672			
LAP	SECTOR 1	SECTOR 2	LAP TIME	MPH	DIFF	TIME OF DAY	
1 -	1:02.843	31.926	1:34.769	75.17	8.508	09:54:56.746	
2 -	57.261	30.588	1:27.849	81.10	1.588	09:56:24.595	
3 -	56.621	32.020	1:28.641	80.37	2.380	09:57:53.236	
4 -	56.579	30.515	1:27.094 (3)	81.80	0.833	09:59:20.330	
5 -	55.899	30.362	1:26.261 (1)	82.59		10:00:46.591	
6 -	55.227	32.228	1:27.455	81.46	1.194	10:02:14.046	
7 -	55.714	30.888	1:26.602 (2)	82.26	0.341	10:03:40.648	

P24 100 R		Duncan WILLIAMS		Yamaha TZR250 - www.ypmrc.co.uk			
IDEAL LAP TIME : 1:26.687		BEST LAP TIME : 1:26.988		DIFFERENCE : 0.301			
LAP	SECTOR 1	SECTOR 2	LAP TIME	MPH	DIFF	TIME OF DAY	
1 -	1:02.618	32.601	1:35.219	74.82	8.231	09:54:56.515	
2 -	56.608	31.570	1:28.178	80.79	1.190	09:56:24.693	
3 -	56.703	31.886	1:28.589	80.42	1.601	09:57:53.282	
4 -	59.697	32.432	1:32.129	77.33	5.141	09:59:25.411	
5 -	56.291	31.139	1:27.430 (3)	81.48	0.442	10:00:52.841	
6 -	55.885	31.103	1:26.988 (1)	81.90		10:02:19.829	
7 -	56.487	30.802	1:27.289 (2)	81.62	0.301	10:03:47.118	

P25 46 C		Kevin MARSHALL		Yamaha TZR250 - Stacey Processing			
IDEAL LAP TIME : 1:29.449		BEST LAP TIME : 1:29.462		DIFFERENCE : 0.013			
LAP	SECTOR 1	SECTOR 2	LAP TIME	MPH	DIFF	TIME OF DAY	
1 -	1:00.478	32.197	1:32.675	76.87	3.213	09:54:51.048	
2 -	57.957	31.505	1:29.462 (1)	79.63		09:56:20.510	
3 -	58.954	32.814	1:31.768	77.63	2.306	09:57:52.278	
4 -	58.537	31.957	1:30.494 (3)	78.73	1.032	09:59:22.772	
5 -	59.486	31.492	1:30.978	78.31	1.516	10:00:53.750	
6 -	59.061	31.576	1:30.637	78.60	1.175	10:02:24.387	
7 -	58.571	31.755	1:30.326 (2)	78.87	0.864	10:03:54.713	

BMCR - MRO Championships 2023 - Rnd 4 @ Donington Park

DFDS Yamaha Past Masters

QUALIFYING - SECTOR ANALYSIS



SECTOR 1 = FL to I1, SECTOR 2 = I1 to FL, DIFF = Difference To Personal Best Lap, P = Crossed Finish Line in Pit Lane, D = Time Disallowed

P26 69 C		Mark ELLERAY		Yamaha TZR250 - Abbot Solutions Ltd			
IDEAL LAP TIME : 1:30.755		BEST LAP TIME : 1:30.755		DIFFERENCE : 0.000			
LAP	SECTOR 1	SECTOR 2	LAP TIME	MPH	DIFF	TIME OF DAY	
1 -	1:11.562	33.857	1:45.419	67.58	14.664	09:55:12.997	
2 -	1:03.916	33.387	1:37.303 (3)	73.22	6.548	09:56:50.300	
3 -	1:00.034	32.341	1:32.375 (2)	77.12	1.620	09:58:22.675	
4 -	58.849	31.906	1:30.755 (1)	78.50		09:59:53.430	
5 -	59.028	IN PIT	1:35.502 P	74.60	4.747	10:01:28.932	

P27 62 C		David PATERSON		Yamaha TZR250 - The love of a good woman			
IDEAL LAP TIME : 1:32.446		BEST LAP TIME : 1:32.446		DIFFERENCE : 0.000			
LAP	SECTOR 1	SECTOR 2	LAP TIME	MPH	DIFF	TIME OF DAY	
1 -	1:08.657	33.791	1:42.448 (3)	69.54	10.002	09:55:07.473	
2 -	1:00.943	31.736	1:32.679 (2)	76.87	0.233	09:56:40.152	
3 -	1:00.711	31.735	1:32.446 (1)	77.06		09:58:12.598	
4 -	1:00.813	IN PIT	1:41.352 P	70.29	8.906	09:59:53.950	

P28 36 C		Phil ZANUTTO		Yamaha TZR250 - Westend garage			
IDEAL LAP TIME : 1:33.976		BEST LAP TIME : 1:34.537		DIFFERENCE : 0.561			
LAP	SECTOR 1	SECTOR 2	LAP TIME	MPH	DIFF	TIME OF DAY	
1 -	1:10.218	35.243	1:45.461	67.55	10.924	09:55:09.939	
2 -	1:03.118	32.973	1:36.091	74.14	1.554	09:56:46.030	
3 -	1:02.017	32.603	1:34.620 (2)	75.29	0.083	09:58:20.650	
4 -	1:02.776	32.832	1:35.608	74.51	1.071	09:59:56.258	
5 -	1:02.520	32.932	1:35.452	74.64	0.915	10:01:31.710	
6 -	1:02.165	32.547	1:34.712 (3)	75.22	0.175	10:03:06.422	
7 -	1:01.429	33.108	1:34.537 (1)	75.36		10:04:40.959	

P29 53		Alan COATES		Yamaha TZR250 - Clarendon Motorcycles Hull			
IDEAL LAP TIME : 1:35.669		BEST LAP TIME : 1:35.669		DIFFERENCE : 0.000			
LAP	SECTOR 1	SECTOR 2	LAP TIME	MPH	DIFF	TIME OF DAY	
1 -	1:12.841	35.754	1:48.595	65.60	12.926	09:55:16.272	
2 -	1:06.080	34.344	1:40.424	70.94	4.755	09:56:56.696	
3 -	1:03.556	33.449	1:37.005 (2)	73.44	1.336	09:58:33.701	
4 -	1:07.337	35.562	1:42.899	69.23	7.230	10:00:16.600	
5 -	1:03.897	33.415	1:37.312 (3)	73.21	1.643	10:01:53.912	
6 -	1:02.977	32.692	1:35.669 (1)	74.47		10:03:29.581	

P30 77 C		Adam COLLINS		Yamaha TZR250 - 2 Cows Racing			
IDEAL LAP TIME : 1:35.665		BEST LAP TIME : 1:36.354		DIFFERENCE : 0.689			
LAP	SECTOR 1	SECTOR 2	LAP TIME	MPH	DIFF	TIME OF DAY	
1 -	1:08.760	35.678	1:44.438	68.21	8.084	09:55:10.682	
2 -	1:05.772	34.198	1:39.970	71.26	3.616	09:56:50.652	
3 -	1:03.004	33.350	1:36.354 (1)	73.94		09:58:27.006	
4 -	1:02.924	33.643	1:36.567	73.77	0.213	10:00:03.573	
5 -	1:02.695	33.762	1:36.457 (3)	73.86	0.103	10:01:40.030	
6 -	1:03.429	32.970	1:36.399 (2)	73.90	0.045	10:03:16.429	

P31 42 C		Martin PEARSON		Yamaha TZR250 -			
IDEAL LAP TIME : 1:36.783		BEST LAP TIME : 1:37.562		DIFFERENCE : 0.779			
LAP	SECTOR 1	SECTOR 2	LAP TIME	MPH	DIFF	TIME OF DAY	
1 -	1:13.118	36.180	1:49.298	65.18	11.736	09:55:09.553	
2 -	1:07.093	34.911	1:42.004 (3)	69.84	4.442	09:56:51.557	
3 -	1:05.086	33.867	1:38.953 (2)	72.00	1.391	09:58:30.510	
4 -	1:04.243	33.319	1:37.562 (1)	73.02		10:00:08.072	
5 -	1:03.464	IN PIT	1:44.886 P	67.92	7.324	10:01:52.958	

BMCRC - MRO Championships 2023 - Rnd 4 @ Donington Park

DFDS Yamaha Past Masters

QUALIFYING - SECTOR ANALYSIS



SECTOR 1 = FL to I1, SECTOR 2 = I1 to FL, DIFF = Difference To Personal Best Lap, P = Crossed Finish Line in Pit Lane, D = Time Disallowed

P32 25 C		Stephen WIMBLE		Yamaha TZR250 - S.B.W Contractor			
IDEAL LAP TIME : 1:39.593		BEST LAP TIME : 1:39.593		DIFFERENCE : 0.000			
LAP	SECTOR 1	SECTOR 2	LAP TIME	MPH	DIFF	TIME OF DAY	
1 -	1:13.319	39.280	1:52.599	63.27	13.006	09:55:24.305	
2 -	1:06.757	36.374	1:43.131 (3)	69.08	3.538	09:57:07.436	
3 -	1:08.684	35.034	1:43.718	68.69	4.125	09:58:51.154	
4 -	1:06.922	36.273	1:43.195	69.04	3.602	10:00:34.349	
5 -	1:04.606	34.987	1:39.593 (1)	71.53		10:02:13.942	
6 -	1:04.955	36.210	1:41.165 (2)	70.42	1.572	10:03:55.107	

P33 65 C		Nigel TERRY		Yamaha TZR250 - NTrap Garage Doors			
IDEAL LAP TIME : 1:40.529		BEST LAP TIME : 1:40.808		DIFFERENCE : 0.279			
LAP	SECTOR 1	SECTOR 2	LAP TIME	MPH	DIFF	TIME OF DAY	
1 -	1:12.373	36.258	1:48.631	65.58	7.823	09:55:10.177	
2 -	1:07.105	35.059	1:42.164 (2)	69.73	1.356	09:56:52.341	
3 -	1:05.470	35.338	1:40.808 (1)	70.67		09:58:33.149	
4 -	1:07.573	35.460	1:43.033	69.14	2.225	10:00:16.182	
5 -	1:07.501	36.888	1:44.389	68.25	3.581	10:02:00.571	
6 -	1:07.261	35.688	1:42.949 (3)	69.20	2.141	10:03:43.520	

BMCRC - MRO Championships 2023 - Rnd 4 @ Donington Park

DFDS Yamaha Past Masters

QUALIFYING - BEST SECTORS

SECTOR 1				SECTOR 2				IDEAL / BEST COMPARISON				
POS	NO	NAME	TIME	NO	NAME	TIME	POS	NO	NAME	IDEAL	BEST	DIFF
									PERFECT LAP	1:16.870		
1	75	JOHNSON	49.755	51	WHOLEY	27.115	1	51	WHOLEY	1:17.183	1:17.183	0.000
2	51	WHOLEY	50.068	75	JOHNSON	27.486	2	75	JOHNSON	1:17.241	1:17.241	0.000
3	74	WHITBY	50.832	74	WHITBY	27.778	3	74	WHITBY	1:18.610	1:18.928	0.318
4	13	EDMONDSON	50.942	13	EDMONDSON	27.944	4	13	EDMONDSON	1:18.886	1:18.886	0.000
5	61	WELCH	51.141	61	WELCH	27.960	5	61	WELCH	1:19.101	1:19.101	0.000
6	57	MOOK	52.477	57	MOOK	28.453	6	57	MOOK	1:20.930	1:20.930	0.000
7	88	STANLEY	52.640	88	STANLEY	28.481	7	88	STANLEY	1:21.121	1:21.195	0.074
8	22	BALLERINI	53.192	8	BALL	28.575	8	8	BALL	1:21.853	1:21.884	0.031
9	8	BALL	53.278	22	BALLERINI	28.869	9	22	BALLERINI	1:22.061	1:22.061	0.000
10	27	HAYWARD	53.346	29	CRIPPS	29.021	10	27	HAYWARD	1:22.734	1:22.753	0.019
11	29	CRIPPS	53.895	28	McCARTER	29.275	11	29	CRIPPS	1:22.916	1:23.068	0.152
12	28	McCARTER	54.021	27	HAYWARD	29.388	12	28	McCARTER	1:23.296	1:23.731	0.435
13	72	HAMILTON	54.686	4	HALIL	29.481	13	4	HALIL	1:24.417	1:25.018	0.601
14	4	HALIL	54.936	60	GOUGH	29.752	14	72	HAMILTON	1:24.519	1:24.809	0.290
15	162	COOPER	54.984	72	HAMILTON	29.833	15	7	FISHWICK	1:25.098	1:25.103	0.005
16	7	FISHWICK	55.017	333	STUBBERFIELD	29.848	16	333	STUBBERFIELD	1:25.197	1:25.552	0.355
17	47	ALDERSLADE	55.227	43	PINCHES	29.881	17	162	COOPER	1:25.230	1:25.230	0.000
18	199	FROST	55.229	73	TURNER	29.908	18	199	FROST	1:25.526	1:25.901	0.375
19	333	STUBBERFIELD	55.349	7	FISHWICK	30.081	19	47	ALDERSLADE	1:25.589	1:26.261	0.672
20	34	HARVIEK	55.485	162	COOPER	30.246	20	43	PINCHES	1:25.608	1:25.928	0.320
21	43	PINCHES	55.727	199	FROST	30.297	21	60	GOUGH	1:25.684	1:25.927	0.243
22	100	WILLIAMS	55.885	47	ALDERSLADE	30.362	22	34	HARVIEK	1:25.924	1:26.073	0.149
23	60	GOUGH	55.932	34	HARVIEK	30.439	23	73	TURNER	1:25.972	1:25.972	0.000
24	73	TURNER	56.064	100	WILLIAMS	30.802	24	100	WILLIAMS	1:26.687	1:26.988	0.301
25	46	MARSHALL	57.957	46	MARSHALL	31.492	25	46	MARSHALL	1:29.449	1:29.462	0.013
26	69	ELLERAY	58.849	62	PATERSON	31.735	26	69	ELLERAY	1:30.755	1:30.755	0.000
27	62	PATERSON	1:00.711	69	ELLERAY	31.906	27	62	PATERSON	1:32.446	1:32.446	0.000
28	36	ZANUTTO	1:01.429	36	ZANUTTO	32.547	28	36	ZANUTTO	1:33.976	1:34.537	0.561
29	77	COLLINS	1:02.695	53	COATES	32.692	29	77	COLLINS	1:35.665	1:36.354	0.689
30	53	COATES	1:02.977	77	COLLINS	32.970	30	53	COATES	1:35.669	1:35.669	0.000
31	42	PEARSON	1:03.464	42	PEARSON	33.319	31	42	PEARSON	1:36.783	1:37.562	0.779
32	25	WIMBLE	1:04.606	25	WIMBLE	34.987	32	25	WIMBLE	1:39.593	1:39.593	0.000
33	65	TERRY	1:05.470	65	TERRY	35.059	33	65	TERRY	1:40.529	1:40.808	0.279

BMCRC - MRO Championships 2023 - Rnd 4 @ Donington Park

DFDS Yamaha Past Masters

QUALIFYING - STATISTICS

Competitors Started 33
Planned Start 2023-06-03 @ 10:00:00.000
Actual Start 2023-06-03 @ 09:53:14.458
Finish Time 2023-06-03 @ 10:03:06.423
Track Length 1.9790mi.
Total Laps 223
Total Distance Covered 441.3319mi.

Session Fastest Lap History

NO	CL	NAME	LAP TIME	TIME OF DAY	LAP	VEHICLE
75		Anthony JOHNSON	1:19.889	09:54:35.876	1	Yamaha TZR250
75		Anthony JOHNSON	1:18.192	09:55:54.068	2	Yamaha TZR250
75		Anthony JOHNSON	1:17.811	09:57:11.879	3	Yamaha TZR250
75		Anthony JOHNSON	1:17.241	10:02:42.419	7	Yamaha TZR250
51		Kevin WHOLEY	1:17.183	10:03:56.823	8	Yamaha TZR250

Flag History

TYPE	TIME OF DAY
GREEN	09:53:14.458
FINISH	10:03:06.423

Flag Statistics

TYPE	COUNT	TOTAL LAPS	TOTAL TIME
Green	1	8	11:30.603
Red	0	0	0.000
Safety Car	0	0	0.000
FCY	0	0	0.000

BMCRC - MRO Championships 2023 - Rnd 4 @ Donington Park

DFDS Yamaha Past Masters

QUALIFYING - STATISTICS

CLASS :

16 Starters

Fastest Lap History

NO	NAME	LAP TIME	TIME OF DAY	LAP	VEHICLE
75	Anthony JOHNSON	1:19.889	09:54:35.876	1	Yamaha TZR250
75	Anthony JOHNSON	1:18.192	09:55:54.068	2	Yamaha TZR250
75	Anthony JOHNSON	1:17.811	09:57:11.879	3	Yamaha TZR250
75	Anthony JOHNSON	1:17.241	10:02:42.419	7	Yamaha TZR250
51	Kevin WHOLEY	1:17.183	10:03:56.823	8	Yamaha TZR250

BMCRC - MRO Championships 2023 - Rnd 4 @ Donington Park

DFDS Yamaha Past Masters

QUALIFYING - STATISTICS

CLASS : C

14 Starters

Fastest Lap History

NO	NAME	LAP TIME	TIME OF DAY	LAP	VEHICLE
333	Mark STUBBERFIELD	1:28.167	09:54:45.022	1	Yamaha TZR250
333	Mark STUBBERFIELD	1:26.323	09:56:11.345	2	Yamaha TZR250
72	John HAMILTON	1:26.267	09:57:43.563	3	Yamaha TZR250
333	Mark STUBBERFIELD	1:25.552	09:59:03.483	4	Yamaha TZR250
72	John HAMILTON	1:24.809	09:59:08.373	4	Yamaha TZR250

BMCRC - MRO Championships 2023 - Rnd 4 @ Donington Park

DFDS Yamaha Past Masters

QUALIFYING - STATISTICS

CLASS : R

3 Starters

Fastest Lap History

NO	NAME	LAP TIME	TIME OF DAY	LAP	VEHICLE
162	Darren COOPER	1:32.032	09:54:54.304	1	Yamaha TZR250
162	Darren COOPER	1:28.250	09:56:22.553	2	Yamaha TZR250
47	Roy ALDERSLADE	1:27.849	09:56:24.628	2	Yamaha TZR250
162	Darren COOPER	1:25.230	09:59:16.873	4	Yamaha TZR250

BMCRC - MRO Championships 2023 - Rnd 4 @ Donington Park
DFDS Yamaha Past Masters
RACE 5 - GRID (7 Laps)

ROW 12				34	26 Damian LEE	
ROW 11		1:40.808		33	65 Nigel TERRY	1:39.593
				32	25 Stephen WIMBLE	1:37.562
ROW 10	1:36.354		1:35.669			
	30	77 Adam COLLINS		29	53 Alan COATES	1:34.537
				28	36 Phil ZANUTTO	
ROW 9		1:32.446		27	62 David PATERSON	1:30.755
				26	69 Mark ELLERAY	1:29.462
ROW 8	1:26.988		1:26.261			1:26.073
	24	100 Duncan WILLIAMS		23	47 Roy ALDERSLADE	
				22	34 Dave HARVIEK	
ROW 7		1:25.972		21	73 Colvin TURNER	1:25.928
				20	43 Michael PINCHES	1:25.927
ROW 6	1:25.901		1:25.552			1:25.230
	18	199 Michael FROST		17	333 Mark STUBBERFIELD	
				16	162 Darren COOPER	
ROW 5		1:25.103		15	7 Peter FISHWICK	1:25.018
				14	4 Denis HALIL	1:24.809
ROW 4	1:23.731		1:23.068			1:22.753
	12	28 Liam McCARTER		11	29 Derek CRIPPS	
				10	27 Richard HAYWARD	
ROW 3		1:22.061		9	22 Rik BALLERINI	1:21.884
				8	8 David BALL	1:21.195
ROW 2	1:20.930		1:19.101			1:18.928
	6	57 Geoff MOOK		5	61 Paul WELCH	
				4	74 Paul WHITBY	
ROW 1		1:18.886		3	13 Doug EDMONDSON	1:17.241
				2	75 Anthony JOHNSON	1:17.183
				1	51 Kevin WHOLEY	
					Pole	

Donington Park National: 1.9790 miles

These results are provisional until the conclusion of any judicial and technical matters.

Clerk Of Course :

Stewards :

Timekeeper : Richard Evans

 Results can be found at www.tsl-timing.com

Printed - 10:06 Saturday, 03 June 2023



BMCRC - MRO Championships 2023 - Rnd 4 @ Donington Park
DFDS Yamaha Past Masters
RACE 5 - CLASSIFICATION - AMENDED

POS	NO	CL	PIC NAME	ENTRY	LAPS	TIME	GAP	DIFF	MPH	BEST	ON
1	75		1 Anthony JOHNSON	Yamaha TZR250 - Paul Toland / INTA MOTORCYCL	7	9:05.697			91.14	1:17.082	4
2	51		2 Kevin WHOLEY	Yamaha TZR250 - Twistgrip Motorcycles	7	9:07.542	1.845	1.845	90.83	1:17.230	5
3	13		3 Doug EDMONDSON	Yamaha TZR250 - Stan Stephens Tuning	7	9:12.047	6.350	4.505	90.09	1:17.266	3
4	74		4 Paul WHITBY	Yamaha TZR250 - Greybridge Ltd	7	9:19.899	14.202	7.852	88.83	1:18.970	3
5	57		5 Geoff MOOK	Yamaha TZR250 -	7	9:28.306	22.609	8.407	87.51	1:19.777	2
6	22		6 Rik BALLERINI	Yamaha TZR250 - SCLS LTD, CAMBRIDGE MC, Gf	7	9:30.361	24.664	2.055	87.20	1:19.902	4
7	61		7 Paul WELCH	Yamaha TZR250 -	7	9:30.498	24.801	0.137	87.18	1:19.254	2
8	27		8 Richard HAYWARD	Yamaha TZR250 - GForce/Hayward R.Ltd/SnapOn	7	9:30.728	25.031	0.230	87.14	1:19.919	2
9	8		9 David BALL	Yamaha TZR250 - Gardiner Page and Roe pension c	7	9:31.438	25.741	0.710	87.03	1:20.262	2
10	88		10 Michael STANLEY	Yamaha TZR250 -	7	9:37.697	32.000	6.259	86.09	1:21.302	3
11	4		11 Denis HALIL	Yamaha TZR250 - D & A AUTOS	7	9:41.151	35.454	3.454	85.58	1:21.321	2
12	28		12 Liam McCARTER	Yamaha TZR250 - Katie McCarter	7	9:41.623	35.926	0.472	85.51	1:21.855	2
13	29		13 Derek CRIPPS	Yamaha TZR250 - Team FBR	7	9:42.415	36.718	0.792	85.39	1:21.465	7
14	72	C	1 John HAMILTON	Yamaha TZR250 - LW Racing	7	9:55.370	49.673	12.955	83.53	1:22.902	2
15	333	C	2 Mark STUBBERFIELD	Yamaha TZR250 - Polished Concrete London	7	10:03.413	57.716	8.043	82.42	1:24.888	3
16	7		14 Peter FISHWICK	Yamaha TZ250 -	7	10:03.964	58.267	0.551	82.34	1:24.371	2
17	43	C	3 Michael PINCHES	Yamaha TZR250 -	7	10:05.299	59.602	1.335	82.16	1:24.798	5
18	162		15 Darren COOPER	Yamaha TZR250 - Twistgrip Motorcycles	7	10:05.452	59.755	0.153	82.14	1:24.281	7
19	60	C	4 Danny GOUGH	Yamaha TZR250 - G Force Motorcycles	7	10:05.661	59.964	0.209	82.11	1:24.070	7
20	73	C	5 Colvin TURNER	Yamaha TZR250 -	7	10:09.140	1:03.443	3.479	81.64	1:25.074	2
21	34		16 Dave HARVIEK	Yamaha TZR250 2MA - HVK Performance Ltd	7	10:10.328	1:04.631	1.188	81.49	1:25.608	6
22	199	C	6 Michael FROST	Yamaha TZR250 -	7	10:10.444	1:04.747	0.116	81.47	1:25.619	6
23	69	C	7 Mark ELLERAY	Yamaha TZR250 - Abbot Solutions Ltd	7	10:25.220	1:19.523	14.776	79.54	1:26.559	3
24	100*	R	1 Duncan WILLIAMS	Yamaha TZR250 - www.ypmrc.co.uk	7	10:29.506	1:23.809	4.286	79.00	1:26.928	7
25	46	C	8 Kevin MARSHALL	Yamaha TZR250 - Stacey Processing	7	10:31.701	1:26.004	2.195	78.73	1:28.283	4
26	62	C	9 David PATERSON	Yamaha TZR250 - The love of a good woman	7	10:31.868	1:26.171	0.167	78.71	1:28.064	2
27	47	R	2 Roy ALDERSLADE	Yamaha TZR250 -	6	9:12.552	1 Lap	1 Lap	77.11	1:30.089	3
28	36	C	10 Phil ZANUTTO	Yamaha TZR250 - Westend garage	6	9:16.361	1 Lap	3.809	76.58	1:30.170	6
29	53		17 Alan COATES	Yamaha TZR250 - Clarendon Motorcycles Hull	6	9:17.205	1 Lap	0.844	76.47	1:29.738	6
30	42	C	11 Martin PEARSON	Yamaha TZR250 -	6	9:21.188	1 Lap	3.983	75.93	1:31.492	4
31	77	C	12 Adam COLLINS	Yamaha TZR250 - 2 Cows Racing	6	9:38.225	1 Lap	17.037	73.69	1:34.349	6
32	25	C	13 Stephen WIMBLE	Yamaha TZR250 - S.B.W Contractor	6	9:39.726	1 Lap	1.501	73.50	1:34.947	6

NOT CLASSIFIED

DNF	65	C	Nigel TERRY	Yamaha TZR250 - NTrap Garage Doors	3	4:56.600	4 Laps	3 Laps	71.60	1:35.604	2
-----	----	---	-------------	------------------------------------	---	----------	--------	--------	-------	----------	---

FASTEST LAP

75			Anthony JOHNSON	Yamaha TZR250 - Paul Toland / INTA MOTORCYCL	4	1:17.082			92.42 mph	148.75 kph
72	C		John HAMILTON	Yamaha TZR250 - LW Racing	2	1:22.902			85.94 mph	138.30 kph
100	R		Duncan WILLIAMS	Yamaha TZR250 - www.ypmrc.co.uk	7	1:26.928			81.96 mph	131.90 kph

#162 - Correction to class.

#100 - 10 Second penalty - Jump start.

Class - 92.5% of Race Speed = 84.30 mph
 Class C - 92.5% of Race Speed = 77.26 mph
 Class R - 92.5% of Race Speed = 73.07 mph

Weather / Track : Sunny / Dry

These results are provisional until the conclusion of any judicial and technical matters.

Race Distance: 7 Laps / 13.85 miles
 Donington Park National: 1.9790 miles
 Date: 03/06/2023 Start: 12:49 Finish: 12:58

Clerk Of Course :	Stewards :	Timekeeper : Richard Evans
-------------------	------------	----------------------------

Results can be found at www.tsl-timing.com

Printed - 14:35 Saturday, 03 June 2023



BMCRC - MRO Championships 2023 - Rnd 4 @ Donington Park

DFDS Yamaha Past Masters

RACE 5 - LAP CHART

LAP 1 @ 12:50:46.334

NO	BEHIND	LAP TIME
51		1:21.625
75	0.058	1:21.683
13	1.046	1:22.671
74	2.654	1:24.279
61	2.739	1:24.364
57	3.671	1:25.296
27	3.765	1:25.390
8	4.181	1:25.806
22	4.569	1:26.194
88	5.030	1:26.655
28	5.333	1:26.958
4	5.952	1:27.577
72	6.486	1:28.111
29	8.003	1:29.628
7	8.455	1:30.080
333	9.301	1:30.926
73	10.706	1:32.331
60	10.799	1:32.424
43	11.366	1:32.991
162	11.880	1:33.505
34	12.205	1:33.830
199	12.898	1:34.523
100	13.730	1:35.355
62	15.063	1:36.688
47	15.477	1:37.102
46	15.685	1:37.310
69	16.055	1:37.680
42	18.319	1:39.944
36	18.938	1:40.563
53	19.676	1:41.301
65	20.843	1:42.468
77	21.860	1:43.485
25	21.978	1:43.603

LAP 2 @ 12:52:03.515

NO	BEHIND	LAP TIME
75		1:17.123
51	0.656	1:17.837
13	2.121	1:18.256
74	4.483	1:19.010
61	4.812	1:19.254
57	6.267	1:19.777
27	6.503	1:19.919
8	7.262	1:20.262
22	7.735	1:20.347
88	9.171	1:21.322
28	10.007	1:21.855
4	10.092	1:21.321
72	12.207	1:22.902
29	12.721	1:21.899
7	15.645	1:24.371
333	17.070	1:24.950
73	18.599	1:25.074
60	19.275	1:25.657
43	20.109	1:25.924
162	20.470	1:25.771
34	21.492	1:26.468
199	21.599	1:25.882
100	23.743	1:27.194
62	25.946	1:28.064
69	26.160	1:27.286
46	26.892	1:28.388
47	29.160	1:30.864

42	32.850	1:31.712
36	33.155	1:31.398
53	34.832	1:32.337
65	39.266	1:35.604
77	39.914	1:35.235
25	40.208	1:35.411

LAP 3 @ 12:53:20.658

NO	BEHIND	LAP TIME
75		1:17.143
51	1.003	1:17.490
13	2.244	1:17.266
74	6.310	1:18.970
61	8.859	1:21.190
57	8.996	1:19.872
27	9.346	1:19.986
8	10.640	1:20.521
22	10.806	1:20.214
88	13.330	1:21.302
4	14.809	1:21.860
28	15.552	1:22.688
29	18.116	1:22.538
72	19.044	1:23.980
7	24.426	1:25.924
333	24.815	1:24.888
60	27.791	1:25.659
43	28.803	1:25.837
73	29.145	1:27.689
162	29.240	1:25.913
34	30.016	1:25.667
199	30.374	1:25.918
100	33.909	1:27.309
69	35.576	1:26.559
62	37.242	1:28.439
46	38.283	1:28.534
47	42.106	1:30.089
36	47.450	1:31.438
42	47.738	1:32.031
53	48.860	1:31.171
77	57.814	1:35.043
25	58.413	1:35.348
65	1:00.651	1:38.528

LAP 4 @ 12:54:37.740

NO	BEHIND	LAP TIME
75		1:17.082
51	1.724	1:17.803
13	3.086	1:17.924
74	8.216	1:18.988
61	12.576	1:20.799
57	12.674	1:20.760
27	12.759	1:20.495
22	13.626	1:19.902
8	14.578	1:21.020
88	18.130	1:21.882
4	19.780	1:22.053
28	20.416	1:21.946
29	23.270	1:22.236
72	26.660	1:24.698
7	32.431	1:25.087
333	32.621	1:24.888
43	36.790	1:25.069
60	37.074	1:26.365
162	37.374	1:25.216
73	37.991	1:25.928

34	38.839	1:25.905
199	39.049	1:25.757
100	43.919	1:27.092
69	45.992	1:27.498
62	48.569	1:28.409
46	49.484	1:28.283
47	56.162	1:31.138
36	1:01.075	1:30.707
42	1:02.148	1:31.492
53	1:02.389	1:30.611
77	1:15.164	1:34.432
25	1:16.392	1:35.061

LAP 5 @ 12:55:54.879

NO	BEHIND	LAP TIME
75		1:17.139
51	1.815	1:17.230
13	4.178	1:18.231
74	10.843	1:19.766
57	16.395	1:20.860
61	17.015	1:21.578
22	17.517	1:21.030
27	17.661	1:22.041
8	18.344	1:20.905
88	22.637	1:21.646
4	25.170	1:22.529
28	25.414	1:22.137
29	28.337	1:22.206
72	35.454	1:25.933
333	41.178	1:25.696
7	41.800	1:26.508
43	44.449	1:24.798
162	45.737	1:25.502
60	46.258	1:26.323
73	47.254	1:26.402
34	48.283	1:26.583
199	48.572	1:26.662
100	55.043	1:28.263
69	56.926	1:28.073
62	1:01.613	1:30.183
46	1:02.181	1:29.836
47	1:10.986	1:31.963
36	1:16.021	1:32.085
42	1:16.911	1:31.902
53	1:17.297	1:32.047

LAP 6 @ 12:57:12.586

NO	BEHIND	LAP TIME
75		1:17.707
51	1.824	1:17.716
13	4.803	1:18.332
74	12.784	1:19.648
77	1 Lap	1:35.681
25	1 Lap	1:35.356
57	19.632	1:20.944
22	20.608	1:20.798
27	20.861	1:20.907
61	21.263	1:21.955
8	21.738	1:21.101
88	27.132	1:22.202
4	30.158	1:22.695
28	30.709	1:23.002
29	33.073	1:22.443
72	42.436	1:24.689
333	49.726	1:26.255

7	50.382	1:26.289
43	52.123	1:25.381
162	53.294	1:25.264
60	53.714	1:25.163
73	55.550	1:26.003
34	56.184	1:25.608
199	56.484	1:25.619
100	1:04.701	1:27.365
69	1:08.159	1:28.940
46	1:14.369	1:29.895
62	1:15.024	1:31.118

LAP 7 @ 12:58:30.406

NO	BEHIND	LAP TIME
75		1:17.820
51	1.845	1:17.841
13	6.350	1:19.367
47	1 Lap	1:31.396
36	1 Lap	1:30.170
53	1 Lap	1:29.738
74	14.202	1:19.238
42	1 Lap	1:34.107
57	22.609	1:20.797
22	24.664	1:21.876
61	24.801	1:21.358
27	25.031	1:21.990
8	25.741	1:21.823
88	32.000	1:22.688
77	1 Lap	1:34.349
25	1 Lap	1:34.947
4	35.454	1:23.116
28	35.926	1:23.037
29	36.718	1:21.465
72	49.673	1:25.057
333	57.716	1:25.810
7	58.267	1:25.705
43	59.602	1:25.299
162	59.755	1:24.281
60	59.964	1:24.070
73	1:03.443	1:25.713
34	1:04.631	1:26.267
199	1:04.747	1:26.083
100	1:13.809	1:26.928
69	1:19.523	1:29.184
46	1:26.004	1:29.455
62	1:26.171	1:28.967

BMCRRC - MRO Championships 2023 - Rnd 4 @ Donington Park

DFDS Yamaha Past Masters

RACE 5 - POSITION CHART

No	Name	Lap Pos	Lap						
			1	2	3	4	5	6	7
51	WHOLEY	1	51	75	75	75	75	75	75
75	JOHNSON	2	75	51	51	51	51	51	51
13	EDMONDSON	3	13	13	13	13	13	13	13
74	WHITBY	4	74	74	74	74	74	74	74
61	WELCH	5	61	61	61	61	57	57	57
57	MOOK	6	57	57	57	57	61	22	22
88	STANLEY	7	27	27	27	27	22	27	61
8	BALL	8	8	8	8	22	27	61	27
22	BALLERINI	9	22	22	22	8	8	8	8
27	HAYWARD	10	88	88	88	88	88	88	88
29	CRIPPS	11	28	28	4	4	4	4	4
28	McCARTER	12	4	4	28	28	28	28	28
72	HAMILTON	13	72	72	29	29	29	29	29
4	HALIL	14	29	29	72	72	72	72	72
7	FISHWICK	15	7	7	7	7	333	333	333
162	COOPER	16	333	333	333	333	7	7	7
333	STUBBERFIELD	17	73	73	60	43	43	43	43
199	FROST	18	60	60	43	60	162	162	162
60	GOUGH	19	43	43	73	162	60	60	60
43	PINCHES	20	162	162	162	73	73	73	73
73	TURNER	21	34	34	34	34	34	34	34
34	HARVIEK	22	199	199	199	199	199	199	199
47	ALDERSLADE	23	100	100	100	100	100	100	100
100	WILLIAMS	24	62	62	69	69	69	69	69
46	MARSHALL	25	47	69	62	62	62	46	46
69	ELLERAY	26	46	46	46	46	46	62	62
62	PATERSON	27	69	47	47	47	47	47	
36	ZANUTTO	28	42	42	36	36	36	36	
53	COATES	29	36	36	42	42	42	53	
77	COLLINS	30	53	53	53	53	53	42	
42	PEARSON	31	65	65	77	77	77	77	
25	WIMBLE	32	77	77	25	25	25	25	
65	TERRY	33	25	25	65				

BMCR - MRO Championships 2023 - Rnd 4 @ Donington Park

DFDS Yamaha Past Masters

RACE 5 - SECTOR ANALYSIS



SECTOR 1 = FL to I1, SECTOR 2 = I1 to FL, DIFF = Difference To Personal Best Lap, P = Crossed Finish Line in Pit Lane, D = Time Disallowed

P1 75		Anthony JOHNSON		Yamaha TZR250 - Paul Toland / INTA MOTORCYCLES			
IDEAL LAP TIME : 1:16.902		BEST LAP TIME : 1:17.082		DIFFERENCE : 0.180			
LAP	SECTOR 1	SECTOR 2	LAP TIME	MPH	DIFF	TIME OF DAY	
1 -		27.265	1:21.683	87.22	4.601	12:50:46.392	
2 -	50.075	27.048	1:17.123 (2)	92.38	0.041	12:52:03.515	
3 -	49.996	27.147	1:17.143	92.35	0.061	12:53:20.658	
4 -	50.113	26.969	1:17.082 (1)	92.42		12:54:37.740	
5 -	49.933	27.206	1:17.139 (3)	92.36	0.057	12:55:54.879	
6 -	50.352	27.355	1:17.707	91.68	0.625	12:57:12.586	
7 -	50.411	27.409	1:17.820	91.55	0.738	12:58:30.406	

P2 51		Kevin WHOLEY		Yamaha TZR250 - Twistgrip Motorcycles			
IDEAL LAP TIME : 1:17.190		BEST LAP TIME : 1:17.230		DIFFERENCE : 0.040			
LAP	SECTOR 1	SECTOR 2	LAP TIME	MPH	DIFF	TIME OF DAY	
1 -		27.386	1:21.625	87.28	4.395	12:50:46.334	
2 -	50.742	27.095	1:17.837	91.53	0.607	12:52:04.171	
3 -	50.382	27.108	1:17.490 (2)	91.94	0.260	12:53:21.661	
4 -	50.774	27.029	1:17.803	91.57	0.573	12:54:39.464	
5 -	50.257	26.973	1:17.230 (1)	92.25		12:55:56.694	
6 -	50.217	27.499	1:17.716 (3)	91.67	0.486	12:57:14.410	
7 -	50.712	27.129	1:17.841	91.52	0.611	12:58:32.251	

P3 13		Doug EDMONDSON		Yamaha TZR250 - Stan Stephens Tuning			
IDEAL LAP TIME : 1:17.266		BEST LAP TIME : 1:17.266		DIFFERENCE : 0.000			
LAP	SECTOR 1	SECTOR 2	LAP TIME	MPH	DIFF	TIME OF DAY	
1 -		28.097	1:22.671	86.18	5.405	12:50:47.380	
2 -	50.682	27.574	1:18.256	91.04	0.990	12:52:05.636	
3 -	50.013	27.253	1:17.266 (1)	92.20		12:53:22.902	
4 -	50.225	27.699	1:17.924 (2)	91.43	0.658	12:54:40.826	
5 -	50.806	27.425	1:18.231 (3)	91.07	0.965	12:55:59.057	
6 -	50.636	27.696	1:18.332	90.95	1.066	12:57:17.389	
7 -	51.304	28.063	1:19.367	89.76	2.101	12:58:36.756	

P4 74		Paul WHITBY		Yamaha TZR250 - Greybridge Ltd			
IDEAL LAP TIME : 1:18.662		BEST LAP TIME : 1:18.970		DIFFERENCE : 0.308			
LAP	SECTOR 1	SECTOR 2	LAP TIME	MPH	DIFF	TIME OF DAY	
1 -		28.129	1:24.279	84.53	5.309	12:50:48.988	
2 -	51.228	27.782	1:19.010 (3)	90.17	0.040	12:52:07.998	
3 -	51.434	27.536	1:18.970 (1)	90.21		12:53:26.968	
4 -	51.126	27.862	1:18.988 (2)	90.19	0.018	12:54:45.956	
5 -	51.367	28.399	1:19.766	89.31	0.796	12:56:05.722	
6 -	51.745	27.903	1:19.648	89.45	0.678	12:57:25.370	
7 -	51.235	28.003	1:19.238	89.91	0.268	12:58:44.608	

P5 57		Geoff MOOK		Yamaha TZR250 -			
IDEAL LAP TIME : 1:19.551		BEST LAP TIME : 1:19.777		DIFFERENCE : 0.226			
LAP	SECTOR 1	SECTOR 2	LAP TIME	MPH	DIFF	TIME OF DAY	
1 -		28.502	1:25.296	83.52	5.519	12:50:50.005	
2 -	51.738	28.039	1:19.777 (1)	89.30		12:52:09.782	
3 -	51.512	28.360	1:19.872 (2)	89.20	0.095	12:53:29.654	
4 -	52.212	28.548	1:20.760 (3)	88.21	0.983	12:54:50.414	
5 -	52.818	28.042	1:20.860	88.11	1.083	12:56:11.274	
6 -	52.572	28.372	1:20.944	88.01	1.167	12:57:32.218	
7 -	52.585	28.212	1:20.797	88.17	1.020	12:58:53.015	

BMCR - MRO Championships 2023 - Rnd 4 @ Donington Park

DFDS Yamaha Past Masters

RACE 5 - SECTOR ANALYSIS



SECTOR 1 = FL to I1, SECTOR 2 = I1 to FL, DIFF = Difference To Personal Best Lap, P = Crossed Finish Line in Pit Lane, D = Time Disallowed

P6 22		Rik BALLERINI		Yamaha TZR250 - SCLS LTD, CAMBRIDGE MC, GECKO RACI			
IDEAL LAP TIME : 1:19.902		BEST LAP TIME : 1:19.902		DIFFERENCE : 0.000			
LAP	SECTOR 1	SECTOR 2	LAP TIME	MPH	DIFF	TIME OF DAY	
1 -		28.660	1:26.194	82.65	6.292	12:50:50.903	
2 -	52.064	28.283	1:20.347 (3)	88.67	0.445	12:52:11.250	
3 -	52.081	28.133	1:20.214 (2)	88.82	0.312	12:53:31.464	
4 -	52.022	27.880	1:19.902 (1)	89.16		12:54:51.366	
5 -	52.464	28.566	1:21.030	87.92	1.128	12:56:12.396	
6 -	52.540	28.258	1:20.798	88.17	0.896	12:57:33.194	
7 -	53.481	28.395	1:21.876	87.01	1.974	12:58:55.070	

P7 61		Paul WELCH		Yamaha TZR250 -			
IDEAL LAP TIME : 1:19.254		BEST LAP TIME : 1:19.254		DIFFERENCE : 0.000			
LAP	SECTOR 1	SECTOR 2	LAP TIME	MPH	DIFF	TIME OF DAY	
1 -		28.371	1:24.364	84.45	5.110	12:50:49.073	
2 -	51.711	27.543	1:19.254 (1)	89.89		12:52:08.327	
3 -	52.865	28.325	1:21.190 (3)	87.75	1.936	12:53:29.517	
4 -	52.741	28.058	1:20.799 (2)	88.17	1.545	12:54:50.316	
5 -	53.258	28.320	1:21.578	87.33	2.324	12:56:11.894	
6 -	53.833	28.122	1:21.955	86.93	2.701	12:57:33.849	
7 -	53.127	28.231	1:21.358	87.57	2.104	12:58:55.207	

P8 27		Richard HAYWARD		Yamaha TZR250 - GForce/Hayward R Ltd/SnapOn			
IDEAL LAP TIME : 1:19.597		BEST LAP TIME : 1:19.919		DIFFERENCE : 0.322			
LAP	SECTOR 1	SECTOR 2	LAP TIME	MPH	DIFF	TIME OF DAY	
1 -		28.371	1:25.390	83.43	5.471	12:50:50.099	
2 -	52.025	27.894	1:19.919 (1)	89.14		12:52:10.018	
3 -	51.703	28.283	1:19.986 (2)	89.07	0.067	12:53:30.004	
4 -	52.380	28.115	1:20.495 (3)	88.51	0.576	12:54:50.499	
5 -	53.161	28.880	1:22.041	86.84	2.122	12:56:12.540	
6 -	52.565	28.342	1:20.907	88.05	0.988	12:57:33.447	
7 -	53.529	28.461	1:21.990	86.89	2.071	12:58:55.437	

P9 8		David BALL		Yamaha TZR250 - Gardiner Page and Roe pension consultants			
IDEAL LAP TIME : 1:20.223		BEST LAP TIME : 1:20.262		DIFFERENCE : 0.039			
LAP	SECTOR 1	SECTOR 2	LAP TIME	MPH	DIFF	TIME OF DAY	
1 -		29.043	1:25.806	83.03	5.544	12:50:50.515	
2 -	52.141	28.121	1:20.262 (1)	88.76		12:52:10.777	
3 -	52.228	28.293	1:20.521 (2)	88.48	0.259	12:53:31.298	
4 -	52.788	28.232	1:21.020	87.93	0.758	12:54:52.318	
5 -	52.823	28.082	1:20.905 (3)	88.06	0.643	12:56:13.223	
6 -	52.766	28.335	1:21.101	87.84	0.839	12:57:34.324	
7 -	53.321	28.502	1:21.823	87.07	1.561	12:58:56.147	

P10 88		Michael STANLEY		Yamaha TZR250 -			
IDEAL LAP TIME : 1:20.986		BEST LAP TIME : 1:21.302		DIFFERENCE : 0.316			
LAP	SECTOR 1	SECTOR 2	LAP TIME	MPH	DIFF	TIME OF DAY	
1 -		29.252	1:26.655	82.21	5.353	12:50:51.364	
2 -	52.795	28.527	1:21.322 (2)	87.61	0.020	12:52:12.686	
3 -	52.685	28.617	1:21.302 (1)	87.63		12:53:33.988	
4 -	53.394	28.488	1:21.882	87.01	0.580	12:54:55.870	
5 -	53.345	28.301	1:21.646 (3)	87.26	0.344	12:56:17.516	
6 -	53.221	28.981	1:22.202	86.67	0.900	12:57:39.718	
7 -	53.373	29.315	1:22.688	86.16	1.386	12:59:02.406	

BMCRC - MRO Championships 2023 - Rnd 4 @ Donington Park

DFDS Yamaha Past Masters

RACE 5 - SECTOR ANALYSIS



SECTOR 1 = FL to I1, SECTOR 2 = I1 to FL, DIFF = Difference To Personal Best Lap, P = Crossed Finish Line in Pit Lane, D = Time Disallowed

P11 4		Denis HALIL		Yamaha TZR250 - D & A AUTOS		
IDEAL LAP TIME : 1:21.149		BEST LAP TIME : 1:21.321		DIFFERENCE : 0.172		
LAP	SECTOR 1	SECTOR 2	LAP TIME	MPH	DIFF	TIME OF DAY
1 -		28.850	1:27.577	81.35	6.256	12:50:52.286
2 -	52.618	28.703	1:21.321 (1)	87.61		12:52:13.607
3 -	53.329	28.531	1:21.860 (2)	87.03	0.539	12:53:35.467
4 -	53.454	28.599	1:22.053 (3)	86.82	0.732	12:54:57.520
5 -	53.775	28.754	1:22.529	86.32	1.208	12:56:20.049
6 -	53.853	28.842	1:22.695	86.15	1.374	12:57:42.744
7 -	54.141	28.975	1:23.116	85.71	1.795	12:59:05.860

P12 28		Liam McCARTER		Yamaha TZR250 - Katie McCarter		
IDEAL LAP TIME : 1:21.516		BEST LAP TIME : 1:21.855		DIFFERENCE : 0.339		
LAP	SECTOR 1	SECTOR 2	LAP TIME	MPH	DIFF	TIME OF DAY
1 -		28.565	1:26.958	81.93	5.103	12:50:51.667
2 -	52.951	28.904	1:21.855 (1)	87.03		12:52:13.522
3 -	53.947	28.741	1:22.688	86.16	0.833	12:53:36.210
4 -	53.188	28.758	1:21.946 (2)	86.94	0.091	12:54:58.156
5 -	53.462	28.675	1:22.137 (3)	86.74	0.282	12:56:20.293
6 -	54.103	28.899	1:23.002	85.83	1.147	12:57:43.295
7 -	53.828	29.209	1:23.037	85.80	1.182	12:59:06.332

P13 29		Derek CRIPPS		Yamaha TZR250 - Team FBR		
IDEAL LAP TIME : 1:21.465		BEST LAP TIME : 1:21.465		DIFFERENCE : 0.000		
LAP	SECTOR 1	SECTOR 2	LAP TIME	MPH	DIFF	TIME OF DAY
1 -		28.943	1:29.628	79.49	8.163	12:50:54.337
2 -	53.269	28.630	1:21.899 (2)	86.99	0.434	12:52:16.236
3 -	53.991	28.547	1:22.538	86.31	1.073	12:53:38.774
4 -	53.783	28.453	1:22.236	86.63	0.771	12:55:01.010
5 -	53.405	28.801	1:22.206 (3)	86.66	0.741	12:56:23.216
6 -	53.805	28.638	1:22.443	86.41	0.978	12:57:45.659
7 -	53.116	28.349	1:21.465 (1)	87.45		12:59:07.124

P14 72 C		John HAMILTON		Yamaha TZR250 - LW Racing		
IDEAL LAP TIME : 1:22.870		BEST LAP TIME : 1:22.902		DIFFERENCE : 0.032		
LAP	SECTOR 1	SECTOR 2	LAP TIME	MPH	DIFF	TIME OF DAY
1 -		29.180	1:28.111	80.85	5.209	12:50:52.820
2 -	53.690	29.212	1:22.902 (1)	85.94		12:52:15.722
3 -	54.778	29.202	1:23.980 (2)	84.83	1.078	12:53:39.702
4 -	55.108	29.590	1:24.698	84.11	1.796	12:55:04.400
5 -	55.830	30.103	1:25.933	82.90	3.031	12:56:30.333
6 -	55.105	29.584	1:24.689 (3)	84.12	1.787	12:57:55.022
7 -	55.260	29.797	1:25.057	83.76	2.155	12:59:20.079

P15 333 C		Mark STUBBERFIELD		Yamaha TZR250 - Polished Concrete London		
IDEAL LAP TIME : 1:24.224		BEST LAP TIME : 1:24.888		DIFFERENCE : 0.664		
LAP	SECTOR 1	SECTOR 2	LAP TIME	MPH	DIFF	TIME OF DAY
1 -		29.978	1:30.926	78.35	6.038	12:50:55.635
2 -	54.907	30.043	1:24.950 (3)	83.86	0.062	12:52:20.585
3 -	54.750	30.138	1:24.888 (1)	83.92		12:53:45.473
4 -	55.414	29.474	1:24.888 (1)	83.92		12:55:10.361
5 -	55.692	30.004	1:25.696	83.13	0.808	12:56:36.057
6 -	56.135	30.120	1:26.255	82.59	1.367	12:58:02.312
7 -	55.978	29.832	1:25.810	83.02	0.922	12:59:28.122

BMCR - MRO Championships 2023 - Rnd 4 @ Donington Park

DFDS Yamaha Past Masters

RACE 5 - SECTOR ANALYSIS



SECTOR 1 = FL to I1, SECTOR 2 = I1 to FL, DIFF = Difference To Personal Best Lap, P = Crossed Finish Line in Pit Lane, D = Time Disallowed

P16 7		Peter FISHWICK		Yamaha TZ250 -			
IDEAL LAP TIME : 1:24.234		BEST LAP TIME : 1:24.371		DIFFERENCE : 0.137			
LAP	SECTOR 1	SECTOR 2	LAP TIME	MPH	DIFF	TIME OF DAY	
1 -		29.722	1:30.080	79.09	5.709	12:50:54.789	
2 -	54.564	29.807	1:24.371 (1)	84.44		12:52:19.160	
3 -	55.912	30.012	1:25.924	82.91	1.553	12:53:45.084	
4 -	55.417	29.670	1:25.087 (2)	83.73	0.716	12:55:10.171	
5 -	55.776	30.732	1:26.508	82.35	2.137	12:56:36.679	
6 -	55.995	30.294	1:26.289	82.56	1.918	12:58:02.968	
7 -	55.606	30.099	1:25.705 (3)	83.12	1.334	12:59:28.673	

P17 43 C		Michael PINCHES		Yamaha TZR250 -			
IDEAL LAP TIME : 1:24.798		BEST LAP TIME : 1:24.798		DIFFERENCE : 0.000			
LAP	SECTOR 1	SECTOR 2	LAP TIME	MPH	DIFF	TIME OF DAY	
1 -		30.092	1:32.991	76.61	8.193	12:50:57.700	
2 -	56.014	29.910	1:25.924	82.91	1.126	12:52:23.624	
3 -	55.878	29.959	1:25.837	83.00	1.039	12:53:49.461	
4 -	55.684	29.385	1:25.069 (2)	83.75	0.271	12:55:14.530	
5 -	55.490	29.308	1:24.798 (1)	84.01		12:56:39.328	
6 -	55.902	29.479	1:25.381	83.44	0.583	12:58:04.709	
7 -	55.948	29.351	1:25.299 (3)	83.52	0.501	12:59:30.008	

P18 162 R		Darren COOPER		Yamaha TZR250 - Twistgrip Motorcycles			
IDEAL LAP TIME : 1:24.281		BEST LAP TIME : 1:24.281		DIFFERENCE : 0.000			
LAP	SECTOR 1	SECTOR 2	LAP TIME	MPH	DIFF	TIME OF DAY	
1 -		31.006	1:33.505	76.19	9.224	12:50:58.214	
2 -	55.760	30.011	1:25.771	83.06	1.490	12:52:23.985	
3 -	55.793	30.120	1:25.913	82.92	1.632	12:53:49.898	
4 -	55.638	29.578	1:25.216 (2)	83.60	0.935	12:55:15.114	
5 -	55.911	29.591	1:25.502	83.32	1.221	12:56:40.616	
6 -	55.426	29.838	1:25.264 (3)	83.55	0.983	12:58:05.880	
7 -	55.072	29.209	1:24.281 (1)	84.53		12:59:30.161	

P19 60 C		Danny GOUGH		Yamaha TZR250 - G Force Motorcycles			
IDEAL LAP TIME : 1:24.070		BEST LAP TIME : 1:24.070		DIFFERENCE : 0.000			
LAP	SECTOR 1	SECTOR 2	LAP TIME	MPH	DIFF	TIME OF DAY	
1 -		30.503	1:32.424	77.08	8.354	12:50:57.133	
2 -	56.075	29.582	1:25.657 (3)	83.17	1.587	12:52:22.790	
3 -	55.961	29.698	1:25.659	83.17	1.589	12:53:48.449	
4 -	56.284	30.081	1:26.365	82.49	2.295	12:55:14.814	
5 -	56.574	29.749	1:26.323	82.53	2.253	12:56:41.137	
6 -	55.614	29.549	1:25.163 (2)	83.65	1.093	12:58:06.300	
7 -	55.028	29.042	1:24.070 (1)	84.74		12:59:30.370	

P20 73 C		Colvin TURNER		Yamaha TZR250 -			
IDEAL LAP TIME : 1:25.074		BEST LAP TIME : 1:25.074		DIFFERENCE : 0.000			
LAP	SECTOR 1	SECTOR 2	LAP TIME	MPH	DIFF	TIME OF DAY	
1 -		30.083	1:32.331	77.16	7.257	12:50:57.040	
2 -	55.514	29.560	1:25.074 (1)	83.74		12:52:22.114	
3 -	56.678	31.011	1:27.689	81.24	2.615	12:53:49.803	
4 -	56.184	29.744	1:25.928 (3)	82.91	0.854	12:55:15.731	
5 -	56.247	30.155	1:26.402	82.45	1.328	12:56:42.133	
6 -	56.323	29.680	1:26.003	82.84	0.929	12:58:08.136	
7 -	55.771	29.942	1:25.713 (2)	83.12	0.639	12:59:33.849	

BMCRG - MRO Championships 2023 - Rnd 4 @ Donington Park

DFDS Yamaha Past Masters

RACE 5 - SECTOR ANALYSIS



SECTOR 1 = FL to I1, SECTOR 2 = I1 to FL, DIFF = Difference To Personal Best Lap, P = Crossed Finish Line in Pit Lane, D = Time Disallowed

P21 34		Dave HARVIEK		Yamaha TZR250 2MA - HVK Performance Ltd		
IDEAL LAP TIME : 1:25.463		BEST LAP TIME : 1:25.608		DIFFERENCE : 0.145		
LAP	SECTOR 1	SECTOR 2	LAP TIME	MPH	DIFF	TIME OF DAY
1 -		30.474	1:33.830	75.93	8.222	12:50:58.539
2 -	55.777	30.691	1:26.468	82.39	0.860	12:52:25.007
3 -	55.702	29.965	1:25.667 (2)	83.16	0.059	12:53:50.674
4 -	55.530	30.375	1:25.905 (3)	82.93	0.297	12:55:16.579
5 -	55.801	30.782	1:26.583	82.28	0.975	12:56:43.162
6 -	55.675	29.933	1:25.608 (1)	83.22		12:58:08.770
7 -	55.886	30.381	1:26.267	82.58	0.659	12:59:35.037

P22 199 C		Michael FROST		Yamaha TZR250 -		
IDEAL LAP TIME : 1:25.136		BEST LAP TIME : 1:25.619		DIFFERENCE : 0.483		
LAP	SECTOR 1	SECTOR 2	LAP TIME	MPH	DIFF	TIME OF DAY
1 -		30.868	1:34.523	75.37	8.904	12:50:59.232
2 -	55.321	30.561	1:25.882 (3)	82.95	0.263	12:52:25.114
3 -	56.103	29.815	1:25.918	82.92	0.299	12:53:51.032
4 -	55.427	30.330	1:25.757 (2)	83.07	0.138	12:55:16.789
5 -	55.777	30.885	1:26.662	82.21	1.043	12:56:43.451
6 -	55.498	30.121	1:25.619 (1)	83.21		12:58:09.070
7 -	55.809	30.274	1:26.083	82.76	0.464	12:59:35.153

P23 69 C		Mark ELLERAY		Yamaha TZR250 - Abbot Solutions Ltd		
IDEAL LAP TIME : 1:26.457		BEST LAP TIME : 1:26.559		DIFFERENCE : 0.102		
LAP	SECTOR 1	SECTOR 2	LAP TIME	MPH	DIFF	TIME OF DAY
1 -		31.408	1:37.680	72.93	11.121	12:51:02.389
2 -	56.846	30.440	1:27.286 (2)	81.62	0.727	12:52:29.675
3 -	56.017	30.542	1:26.559 (1)	82.30		12:53:56.234
4 -	56.640	30.858	1:27.498 (3)	81.42	0.939	12:55:23.732
5 -	57.112	30.961	1:28.073	80.89	1.514	12:56:51.805
6 -	57.727	31.213	1:28.940	80.10	2.381	12:58:20.745
7 -	57.778	31.406	1:29.184	79.88	2.625	12:59:49.929

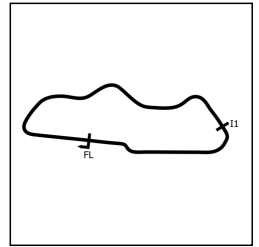
P24 100 R		Duncan WILLIAMS		Yamaha TZR250 - www.ypmrc.co.uk		
IDEAL LAP TIME : 1:26.698		BEST LAP TIME : 1:26.928		DIFFERENCE : 0.230		
LAP	SECTOR 1	SECTOR 2	LAP TIME	MPH	DIFF	TIME OF DAY
1 -		31.461	1:35.355	74.71	8.427	12:51:00.064
2 -	56.299	30.895	1:27.194 (3)	81.71	0.266	12:52:27.258
3 -	56.556	30.753	1:27.309	81.60	0.381	12:53:54.567
4 -	56.576	30.516	1:27.092 (2)	81.80	0.164	12:55:21.659
5 -	56.815	31.448	1:28.263	80.72	1.335	12:56:49.922
6 -	56.730	30.635	1:27.365	81.55	0.437	12:58:17.287
7 -	56.529	30.399	1:26.928 (1)	81.96		12:59:44.215

P25 46 C		Kevin MARSHALL		Yamaha TZR250 - Stacey Processing		
IDEAL LAP TIME : 1:28.074		BEST LAP TIME : 1:28.283		DIFFERENCE : 0.209		
LAP	SECTOR 1	SECTOR 2	LAP TIME	MPH	DIFF	TIME OF DAY
1 -		31.829	1:37.310	73.21	9.027	12:51:02.019
2 -	57.749	30.639	1:28.388 (2)	80.60	0.105	12:52:30.407
3 -	57.812	30.722	1:28.534 (3)	80.47	0.251	12:53:58.941
4 -	57.958	30.325	1:28.283 (1)	80.70		12:55:27.224
5 -	58.205	31.631	1:29.836	79.30	1.553	12:56:57.060
6 -	59.010	30.885	1:29.895	79.25	1.612	12:58:26.955
7 -	58.454	31.001	1:29.455	79.64	1.172	12:59:56.410

BMCRRC - MRO Championships 2023 - Rnd 4 @ Donington Park

DFDS Yamaha Past Masters

RACE 5 - SECTOR ANALYSIS



SECTOR 1 = FL to I1, SECTOR 2 = I1 to FL, DIFF = Difference To Personal Best Lap, P = Crossed Finish Line in Pit Lane, D = Time Disallowed

LAP	SECTOR 1	SECTOR 2	LAP TIME	MPH	DIFF	TIME OF DAY
P26 62 C David PATERSON Yamaha TZR250 - The love of a good woman						
IDEAL LAP TIME : 1:27.541		BEST LAP TIME : 1:28.064		DIFFERENCE : 0.523		
1 -		30.828	1:36.688	73.68	8.624	12:51:01.397
2 -	57.314	30.750	1:28.064 (1)	80.90		12:52:29.461
3 -	57.972	30.467	1:28.439 (3)	80.55	0.375	12:53:57.900
4 -	58.182	30.227	1:28.409 (2)	80.58	0.345	12:55:26.309
5 -	58.450	31.733	1:30.183	79.00	2.119	12:56:56.492
6 -	59.914	31.204	1:31.118	78.19	3.054	12:58:27.610
7 -	58.097	30.870	1:28.967	80.08	0.903	12:59:56.577
P27 47 R Roy ALDERSLADE Yamaha TZR250 -						
IDEAL LAP TIME : 1:30.089		BEST LAP TIME : 1:30.089		DIFFERENCE : 0.000		
1 -		32.270	1:37.102	73.37	7.013	12:51:01.811
2 -	59.017	31.847	1:30.864 (2)	78.40	0.775	12:52:32.675
3 -	58.401	31.688	1:30.089 (1)	79.08		12:54:02.764
4 -	59.129	32.009	1:31.138 (3)	78.17	1.049	12:55:33.902
5 -	59.675	32.288	1:31.963	77.47	1.874	12:57:05.865
6 -	59.410	31.986	1:31.396	77.95	1.307	12:58:37.261
P28 36 C Phil ZANUTTO Yamaha TZR250 - Westend garage						
IDEAL LAP TIME : 1:30.070		BEST LAP TIME : 1:30.170		DIFFERENCE : 0.100		
1 -		31.342	1:40.563	70.84	10.393	12:51:05.272
2 -	59.746	31.652	1:31.398 (3)	77.95	1.228	12:52:36.670
3 -	1:00.287	31.151	1:31.438	77.91	1.268	12:54:08.108
4 -	59.758	30.949	1:30.707 (2)	78.54	0.537	12:55:38.815
5 -	59.835	32.250	1:32.085	77.37	1.915	12:57:10.900
6 -	59.121	31.049	1:30.170 (1)	79.01		12:58:41.070
P29 53 Alan COATES Yamaha TZR250 - Clarendon Motorcycles Hull						
IDEAL LAP TIME : 1:29.738		BEST LAP TIME : 1:29.738		DIFFERENCE : 0.000		
1 -		32.433	1:41.301	70.33	11.563	12:51:06.010
2 -	59.720	32.617	1:32.337	77.15	2.599	12:52:38.347
3 -	59.760	31.411	1:31.171 (3)	78.14	1.433	12:54:09.518
4 -	59.601	31.010	1:30.611 (2)	78.62	0.873	12:55:40.129
5 -	59.650	32.397	1:32.047	77.40	2.309	12:57:12.176
6 -	59.012	30.726	1:29.738 (1)	79.39		12:58:41.914
P30 42 C Martin PEARSON Yamaha TZR250 -						
IDEAL LAP TIME : 1:31.098		BEST LAP TIME : 1:31.492		DIFFERENCE : 0.394		
1 -		31.935	1:39.944	71.28	8.452	12:51:04.653
2 -	1:00.069	31.643	1:31.712 (2)	77.68	0.220	12:52:36.365
3 -	1:00.144	31.887	1:32.031	77.41	0.539	12:54:08.396
4 -	1:00.042	31.450	1:31.492 (1)	77.87		12:55:39.888
5 -	59.648	32.254	1:31.902 (3)	77.52	0.410	12:57:11.790
6 -	1:01.905	32.202	1:34.107	75.70	2.615	12:58:45.897

BMCRC - MRO Championships 2023 - Rnd 4 @ Donington Park

DFDS Yamaha Past Masters

RACE 5 - SECTOR ANALYSIS



SECTOR 1 = FL to I1, SECTOR 2 = I1 to FL, DIFF = Difference To Personal Best Lap, P = Crossed Finish Line in Pit Lane, D = Time Disallowed

P31 77 C Adam COLLINS		Yamaha TZR250 - 2 Cows Racing				
IDEAL LAP TIME : 1:33.477		BEST LAP TIME : 1:34.349		DIFFERENCE : 0.872		
LAP	SECTOR 1	SECTOR 2	LAP TIME	MPH	DIFF	TIME OF DAY
1 -		32.554	1:43.485	68.84	9.136	12:51:08.194
2 -	1:02.164	33.071	1:35.235	74.81	0.886	12:52:43.429
3 -	1:02.905	32.138	1:35.043 (3)	74.96	0.694	12:54:18.472
4 -	1:02.164	32.268	1:34.432 (2)	75.44	0.083	12:55:52.904
5 -	1:02.895	32.786	1:35.681	74.46	1.332	12:57:28.585
6 -	1:01.339	33.010	1:34.349 (1)	75.51		12:59:02.934

P32 25 C Stephen WIMBLE		Yamaha TZR250 - S.B.W Contractor				
IDEAL LAP TIME : 1:33.989		BEST LAP TIME : 1:34.947		DIFFERENCE : 0.958		
LAP	SECTOR 1	SECTOR 2	LAP TIME	MPH	DIFF	TIME OF DAY
1 -		33.308	1:43.603	68.76	8.656	12:51:08.312
2 -	1:02.400	33.011	1:35.411	74.67	0.464	12:52:43.723
3 -	1:02.978	32.370	1:35.348 (3)	74.72	0.401	12:54:19.071
4 -	1:02.018	33.043	1:35.061 (2)	74.94	0.114	12:55:54.132
5 -	1:02.151	33.205	1:35.356	74.71	0.409	12:57:29.488
6 -	1:01.619	33.328	1:34.947 (1)	75.03		12:59:04.435

P33 65 C Nigel TERRY		Yamaha TZR250 - NTrap Garage Doors				
IDEAL LAP TIME : 1:35.209		BEST LAP TIME : 1:35.604		DIFFERENCE : 0.395		
LAP	SECTOR 1	SECTOR 2	LAP TIME	MPH	DIFF	TIME OF DAY
1 -		32.696	1:42.468	69.53	6.864	12:51:07.177
2 -	1:02.513	33.091	1:35.604 (1)	74.52		12:52:42.781
3 -	1:05.081	33.447	1:38.528 (2)	72.31	2.924	12:54:21.309

BMCRC - MRO Championships 2023 - Rnd 4 @ Donington Park

DFDS Yamaha Past Masters

RACE 5 - BEST SECTORS

SECTOR 1				SECTOR 2				IDEAL / BEST COMPARISON				
POS	NO	NAME	TIME	NO	NAME	TIME	POS	NO	NAME	IDEAL	BEST	DIFF
									PERFECT LAP	1:16.902		
1	75	JOHNSON	49.933	75	JOHNSON	26.969	1	75	JOHNSON	1:16.902	1:17.082	0.180
2	13	EDMONDSON	50.013	51	WHOLEY	26.973	2	51	WHOLEY	1:17.190	1:17.230	0.040
3	51	WHOLEY	50.217	13	EDMONDSON	27.253	3	13	EDMONDSON	1:17.266	1:17.266	0.000
4	74	WHITBY	51.126	74	WHITBY	27.536	4	74	WHITBY	1:18.662	1:18.970	0.308
5	57	MOOK	51.512	61	WELCH	27.543	5	61	WELCH	1:19.254	1:19.254	0.000
6	27	HAYWARD	51.703	22	BALLERINI	27.880	6	57	MOOK	1:19.551	1:19.777	0.226
7	61	WELCH	51.711	27	HAYWARD	27.894	7	27	HAYWARD	1:19.597	1:19.919	0.322
8	22	BALLERINI	52.022	57	MOOK	28.039	8	22	BALLERINI	1:19.902	1:19.902	0.000
9	8	BALL	52.141	8	BALL	28.082	9	8	BALL	1:20.223	1:20.262	0.039
10	4	HALIL	52.618	88	STANLEY	28.301	10	88	STANLEY	1:20.986	1:21.302	0.316
11	88	STANLEY	52.685	29	CRIPPS	28.349	11	4	HALIL	1:21.149	1:21.321	0.172
12	28	McCARTER	52.951	4	HALIL	28.531	12	29	CRIPPS	1:21.465	1:21.465	0.000
13	29	CRIPPS	53.116	28	McCARTER	28.565	13	28	McCARTER	1:21.516	1:21.855	0.339
14	72	HAMILTON	53.690	60	GOUGH	29.042	14	72	HAMILTON	1:22.870	1:22.902	0.032
15	7	FISHWICK	54.564	72	HAMILTON	29.180	15	60	GOUGH	1:24.070	1:24.070	0.000
16	333	STUBBERFIELD	54.750	162	COOPER	29.209	16	333	STUBBERFIELD	1:24.224	1:24.888	0.664
17	60	GOUGH	55.028	43	PINCHES	29.308	17	7	FISHWICK	1:24.234	1:24.371	0.137
18	162	COOPER	55.072	333	STUBBERFIELD	29.474	18	162	COOPER	1:24.281	1:24.281	0.000
19	199	FROST	55.321	73	TURNER	29.560	19	43	PINCHES	1:24.798	1:24.798	0.000
20	43	PINCHES	55.490	7	FISHWICK	29.670	20	73	TURNER	1:25.074	1:25.074	0.000
21	73	TURNER	55.514	199	FROST	29.815	21	199	FROST	1:25.136	1:25.619	0.483
22	34	HARVIEK	55.530	34	HARVIEK	29.933	22	34	HARVIEK	1:25.463	1:25.608	0.145
23	69	ELLERAY	56.017	62	PATERSON	30.227	23	69	ELLERAY	1:26.457	1:26.559	0.102
24	100	WILLIAMS	56.299	46	MARSHALL	30.325	24	100	WILLIAMS	1:26.698	1:26.928	0.230
25	62	PATERSON	57.314	100	WILLIAMS	30.399	25	62	PATERSON	1:27.541	1:28.064	0.523
26	46	MARSHALL	57.749	69	ELLERAY	30.440	26	46	MARSHALL	1:28.074	1:28.283	0.209
27	47	ALDERSLADE	58.401	53	COATES	30.726	27	53	COATES	1:29.738	1:29.738	0.000
28	53	COATES	59.012	36	ZANUTTO	30.949	28	36	ZANUTTO	1:30.070	1:30.170	0.100
29	36	ZANUTTO	59.121	42	PEARSON	31.450	29	47	ALDERSLADE	1:30.089	1:30.089	0.000
30	42	PEARSON	59.648	47	ALDERSLADE	31.688	30	42	PEARSON	1:31.098	1:31.492	0.394
31	77	COLLINS	1:01.339	77	COLLINS	32.138	31	77	COLLINS	1:33.477	1:34.349	0.872
32	25	WIMBLE	1:01.619	25	WIMBLE	32.370	32	25	WIMBLE	1:33.989	1:34.947	0.958
33	65	TERRY	1:02.513	65	TERRY	32.696	33	65	TERRY	1:35.209	1:35.604	0.395

BMCRC - MRO Championships 2023 - Rnd 4 @ Donington Park

DFDS Yamaha Past Masters

RACE 5 - STATISTICS

Competitors Started 33
Planned Start 2023-06-03 @ 12:50:00.000
Actual Start 2023-06-03 @ 12:49:24.709
Finish Time 2023-06-03 @ 12:58:30.405
Track Length 1.9790mi.
Total Laps 221
Total Distance Covered 437.3738mi.

Session Fastest Lap History

NO	CL	NAME	LAP TIME	TIME OF DAY	LAP	VEHICLE
75		Anthony JOHNSON	1:17.123	12:52:03.531	2	Yamaha TZR250
75		Anthony JOHNSON	1:17.082	12:54:37.757	4	Yamaha TZR250

Session Leader History

NO	CL	NAME	FROM LAP	LAPS LED	DISTANCE	VEHICLE
51		Kevin WHOLEY	1	1	1.94 miles	Yamaha TZR250
75		Anthony JOHNSON	2	6	11.87 miles	Yamaha TZR250

Flag History

TYPE	TIME OF DAY
GREEN	12:49:24.709
FINISH	12:58:30.405

Flag Statistics

TYPE	COUNT	TOTAL LAPS	TOTAL TIME
Green	1	7	10:53.067
Red	0	0	0.000
Safety Car	0	0	0.000
FCY	0	0	0.000

BMCRC - MRO Championships 2023 - Rnd 4 @ Donington Park

DFDS Yamaha Past Masters

RACE 5 - STATISTICS

CLASS :

16 Starters

Fastest Lap History

NO	NAME	LAP TIME	TIME OF DAY	LAP	VEHICLE
75	Anthony JOHNSON	1:17.123	12:52:03.531	2	Yamaha TZR250
75	Anthony JOHNSON	1:17.082	12:54:37.757	4	Yamaha TZR250

Leader History

NO	NAME	FROM LAP	LAPS LED	DISTANCE	VEHICLE
51	Kevin WHOLEY	1	1	1.94 miles	Yamaha TZR250
75	Anthony JOHNSON	2	6	11.87 miles	Yamaha TZR250

BMCRC - MRO Championships 2023 - Rnd 4 @ Donington Park

DFDS Yamaha Past Masters

RACE 5 - STATISTICS

CLASS : C

14 Starters

Fastest Lap History

NO	NAME	LAP TIME	TIME OF DAY	LAP	VEHICLE
72	John HAMILTON	1:22.902	12:52:15.750	2	Yamaha TZR250

Leader History

NO	NAME	FROM LAP	LAPS LED	DISTANCE	VEHICLE
72	John HAMILTON	1	7	13.81 miles	Yamaha TZR250

BMCRC - MRO Championships 2023 - Rnd 4 @ Donington Park

DFDS Yamaha Past Masters

RACE 5 - STATISTICS

CLASS : R

3 Starters

Fastest Lap History

NO	NAME	LAP TIME	TIME OF DAY	LAP	VEHICLE
162	Darren COOPER	1:25.771	12:52:23.993	2	Yamaha TZR250
162	Darren COOPER	1:25.216	12:55:15.122	4	Yamaha TZR250
162	Darren COOPER	1:24.281	12:59:30.169	7	Yamaha TZR250

Leader History

NO	NAME	FROM LAP	LAPS LED	DISTANCE	VEHICLE
162	Darren COOPER	1	7	13.81 miles	Yamaha TZR250

BMCRC - MRO Championships 2023 - Rnd 4 @ Donington Park
DFDS Yamaha Past Masters
RACE 15 - GRID (7 Laps)

ROW 12				34	26 Damian LEE		
ROW 11		1:35.604		32	25 Stephen WIMBLE	1:34.947	31 77 Adam COLLINS 1:34.349
ROW 10	30	42 Martin PEARSON 1:31.492	29	36 Phil ZANUTTO 1:30.170		28 47 Roy ALDERSLADE 1:30.089	
ROW 9		27 53 Alan COATES 1:29.738		26 46 Kevin MARSHALL 1:28.283		25 62 David PATERSON 1:28.064	
ROW 8	24	100 Duncan WILLIAMS 1:26.928	23	69 Mark ELLERAY 1:26.559		22 199 Michael FROST 1:25.619	
ROW 7		21 34 Dave HARVIEK 1:25.608		20 73 Colvin TURNER 1:25.074		19 333 Mark STUBBERFIELD 1:24.888	
ROW 6	18	43 Michael PINCHES 1:24.798	17	7 Peter FISHWICK 1:24.371		16 162 Darren COOPER 1:24.281	
ROW 5		15 60 Danny GOUGH 1:24.070		14 72 John HAMILTON 1:22.902		13 28 Liam McCARTER 1:21.855	
ROW 4	12	29 Derek CRIPPS 1:21.465	11	4 Denis HALIL 1:21.321		10 88 Michael STANLEY 1:21.302	
ROW 3		9 8 David BALL 1:20.262		8 27 Richard HAYWARD 1:19.919		7 22 Rik BALLERINI 1:19.902	
ROW 2	6	57 Geoff MOOK 1:19.777	5	61 Paul WELCH 1:19.254		4 74 Paul WHITBY 1:18.970	
ROW 1		3 13 Doug EDMONDSON 1:17.266		2 51 Kevin WHOLEY 1:17.230		1 75 Anthony JOHNSON 1:17.082	
Pole							

Donington Park National: 1.9790 miles

These results are provisional until the conclusion of any judicial and technical matters.

Clerk Of Course :	Stewards :	Timekeeper : Richard Evans
-------------------	------------	----------------------------

 Results can be found at www.tsl-timing.com

Printed - 13:03 Saturday, 03 June 2023



BMCRC - MRO Championships 2023 - Rnd 4 @ Donington Park
DFDS Yamaha Past Masters
RACE 15 - CLASSIFICATION

POS	NO	CL	PIC NAME	ENTRY	LAPS	TIME	GAP	DIFF	MPH	BEST	ON
1	75		1 Anthony JOHNSON	Yamaha TZR250 - Paul Toland / INTA MOTORCYCL	6	7:46.893			91.26	1:16.998	3
2	51		2 Kevin WHOLEY	Yamaha TZR250 - Twistgrip Motorcycles	6	7:47.936	1.043	1.043	91.06	1:16.921	5
3	13		3 Doug EDMONDSON	Yamaha TZR250 - Stan Stephens Tuning	6	7:51.891	4.998	3.955	90.29	1:17.145	3
4	61		4 Paul WELCH	Yamaha TZR250 -	6	8:00.933	14.040	9.042	88.60	1:19.202	5
5	74		5 Paul WHITBY	Yamaha TZR250 - Greybridge Ltd	6	8:01.458	14.565	0.525	88.50	1:19.231	4
6	22		6 Rik BALLERINI	Yamaha TZR250 - SCLS LTD, CAMBRIDGE MC, Gf	6	8:11.943	25.050	10.485	86.61	1:20.190	2
7	27		7 Richard HAYWARD	Yamaha TZR250 - GForce/Hayward R.Ltd/SnapOn	6	8:12.012	25.119	0.069	86.60	1:20.801	5
8	57		8 Geoff MOOK	Yamaha TZR250 -	6	8:12.060	25.167	0.048	86.59	1:20.921	5
9	28		9 Liam McCARTER	Yamaha TZR250 - Katie McCarter	6	8:13.337	26.444	1.277	86.37	1:20.988	3
10	8	10	David BALL	Yamaha TZR250 - Gardiner Page and Roe pension c	6	8:19.225	32.332	5.888	85.35	1:21.491	2
11	29	11	Derek CRIPPS	Yamaha TZR250 - Team FBR	6	8:19.607	32.714	0.382	85.28	1:21.930	4
12	4	12	Denis HALIL	Yamaha TZR250 - D & A AUTOS	6	8:19.716	32.823	0.109	85.27	1:21.545	2
13	7	13	Peter FISHWICK	Yamaha TZR250 -	6	8:31.940	45.047	12.224	83.23	1:23.868	6
14	333	C	1 Mark STUBBERFIELD	Yamaha TZR250 - Polished Concrete London	6	8:33.746	46.853	1.806	82.94	1:24.609	2
15	60	C	2 Danny GOUGH	Yamaha TZR250 - G Force Motorcycles	6	8:38.904	52.011	5.158	82.11	1:25.215	2
16	73	C	3 Colvin TURNER	Yamaha TZR250 -	6	8:40.577	53.684	1.673	81.85	1:24.729	2
17	34	14	Dave HARVIEK	Yamaha TZR250 2MA - HVK Performance Ltd	6	8:41.024	54.131	0.447	81.78	1:24.740	2
18	199	C	4 Michael FROST	Yamaha TZR250 -	6	8:41.681	54.788	0.657	81.68	1:24.923	2
19	162	15	Darren COOPER	Yamaha TZR250 - Twistgrip Motorcycles	6	8:42.502	55.609	0.821	81.55	1:25.320	2
20	46	C	5 Kevin MARSHALL	Yamaha TZR250 - Stacey Processing	6	8:50.755	1:03.862	8.253	80.28	1:26.255	2
21	100	R	1 Duncan WILLIAMS	Yamaha TZR250 - www.ypmrc.co.uk	6	8:52.537	1:05.644	1.782	80.01	1:26.179	4
22	62	C	6 David PATERSON	Yamaha TZR250 - The love of a good woman	6	8:59.413	1:12.520	6.876	78.99	1:28.244	2
23	69	C	7 Mark ELLERAY	Yamaha TZR250 - Abbot Solutions Ltd	6	9:04.003	1:17.110	4.590	78.32	1:28.781	2
24	53	16	Alan COATES	Yamaha TZR250 - Clarendon Motorcycles Hull	6	9:10.062	1:23.169	6.059	77.46	1:28.513	6
25	42	C	8 Martin PEARSON	Yamaha TZR250 -	6	9:10.364	1:23.471	0.302	77.42	1:29.813	6
26	36	C	9 Phil ZANUTTO	Yamaha TZR250 - Westend garage	5	7:54.607	1 Lap	1 Lap	74.77	1:31.938	3
27	25	C	10 Stephen WIMBLE	Yamaha TZR250 - S.B.W Contractor	5	8:08.704	1 Lap	14.097	72.61	1:35.250	2

FASTEST LAP

51	Kevin WHOLEY	Yamaha TZR250 - Twistgrip Motorcycles	5	1:16.921	92.62 mph	149.06 kph
333	C Mark STUBBERFIELD	Yamaha TZR250 - Polished Concrete London	2	1:24.609	84.20 mph	135.51 kph
100	R Duncan WILLIAMS	Yamaha TZR250 - www.ypmrc.co.uk	4	1:26.179	82.67 mph	133.04 kph

Class - 92.5% of Race Speed = 84.41 mph
 Class C - 92.5% of Race Speed = 76.71 mph
 Class R - 92.5% of Race Speed = 74.00 mph

Weather / Track : Sunny / Dry

These results are provisional until the conclusion of any judicial and technical matters.

Race Distance: 6 Laps / 11.87 miles
 Donington Park National: 1.9790 miles
 Date: 03/06/2023 Start: 16:15 Finish: 16:23

Clerk Of Course :	Stewards :	Timekeeper : Richard Evans
-------------------	------------	----------------------------

Results can be found at www.tsl-timing.com

Printed - 16:26 Saturday, 03 June 2023



BMCRC - MRO Championships 2023 - Rnd 4 @ Donington Park

DFDS Yamaha Past Masters

RACE 15 - LAP CHART

LAP 1 @ 16:16:48.073

NO	BEHIND	LAP TIME
75		1:20.821
13	0.427	1:21.248
51	0.891	1:21.712
61	1.965	1:22.786
74	2.240	1:23.061
22	3.674	1:24.495
57	4.124	1:24.945
27	4.380	1:25.201
28	5.438	1:26.259
8	6.034	1:26.855
29	6.718	1:27.539
4	7.508	1:28.329
333	8.250	1:29.071
7	8.867	1:29.688
162	10.341	1:31.162
60	10.767	1:31.588
73	11.364	1:32.185
34	11.912	1:32.733
199	12.122	1:32.943
100	12.812	1:33.633
46	13.089	1:33.910
62	13.772	1:34.593
69	16.140	1:36.961
42	18.761	1:39.582
53	19.411	1:40.232
25	21.070	1:41.891
36	21.670	1:42.491

LAP 2 @ 16:18:05.510

NO	BEHIND	LAP TIME
75		1:17.437
13	0.452	1:17.462
51	0.725	1:17.271
61	3.976	1:19.448
74	4.157	1:19.354
22	6.427	1:20.190
57	7.854	1:21.167
27	8.027	1:21.084
28	9.138	1:21.137
8	10.088	1:21.491
4	11.616	1:21.545
29	12.213	1:22.932
333	15.422	1:24.609
7	15.912	1:24.482
162	18.224	1:25.320
60	18.545	1:25.215
73	18.656	1:24.729
34	19.215	1:24.740
199	19.608	1:24.923
46	21.907	1:26.255
100	23.960	1:28.585
62	24.579	1:28.244
69	27.484	1:28.781
42	31.282	1:29.958
53	32.379	1:30.405
36	37.936	1:33.703
25	38.883	1:35.250

LAP 3 @ 16:19:22.508

NO	BEHIND	LAP TIME
75		1:16.998
13	0.599	1:17.145

51	0.731	1:17.004
61	6.948	1:19.970
74	7.394	1:20.235
22	10.141	1:20.712
27	12.320	1:21.291
57	12.627	1:21.771
28	13.128	1:20.988
8	15.625	1:22.535
4	17.150	1:22.532
29	17.559	1:22.344
333	23.249	1:24.825
7	23.475	1:24.561
60	27.035	1:25.488
162	27.309	1:26.083
73	27.460	1:25.802
34	28.084	1:25.867
199	28.212	1:25.602
46	32.235	1:27.326
100	34.894	1:27.932
62	35.841	1:28.260
69	40.212	1:29.726
42	44.216	1:29.932
53	46.490	1:31.109
36	52.876	1:31.938
25	57.574	1:35.689

LAP 4 @ 16:20:39.657

NO	BEHIND	LAP TIME
75		1:17.149
51	0.752	1:17.170
13	1.204	1:17.754
74	9.476	1:19.231
61	10.047	1:20.248
22	14.763	1:21.771
57	16.582	1:21.104
27	16.816	1:21.645
28	17.298	1:21.319
8	20.855	1:22.379
4	22.039	1:22.038
29	22.340	1:21.930
333	31.296	1:25.196
7	31.364	1:25.038
60	35.480	1:25.594
162	36.264	1:26.104
73	36.500	1:26.189
34	36.982	1:26.047
199	37.203	1:26.140
46	42.650	1:27.564
100	43.924	1:26.179
62	46.996	1:28.304
69	51.959	1:28.896
42	57.582	1:30.515
53	59.316	1:29.975
36	1:08.112	1:32.385

LAP 5 @ 16:21:56.897

NO	BEHIND	LAP TIME
75		1:17.240
25	1 Lap	1:36.972
51	0.433	1:16.921
13	2.242	1:18.278
74	11.816	1:19.580
61	12.009	1:19.202
22	19.578	1:22.055
57	20.263	1:20.921

27	20.377	1:20.801
28	21.489	1:21.431
8	26.800	1:23.185
4	27.107	1:22.308
29	27.144	1:22.044
7	38.427	1:24.303
333	39.318	1:25.262
60	44.015	1:25.775
73	45.300	1:26.040
162	45.611	1:26.587
34	45.993	1:26.251
199	46.374	1:26.411
46	52.985	1:27.575
100	53.669	1:26.985
62	59.038	1:29.282
69	1:04.892	1:30.173
42	1:10.906	1:30.564
53	1:11.904	1:29.828

LAP 6 @ 16:23:14.145

NO	BEHIND	LAP TIME
75		1:17.248
51	1.043	1:17.858
13	4.998	1:20.004
36	1 Lap	1:34.090
61	14.040	1:19.279
74	14.565	1:19.997
25	1 Lap	1:38.902
22	25.050	1:22.720
27	25.119	1:21.990
57	25.167	1:22.152
28	26.444	1:22.203
8	32.332	1:22.780
29	32.714	1:22.818
4	32.823	1:22.964
7	45.047	1:23.868
333	46.853	1:24.783
60	52.011	1:25.244
73	53.684	1:25.632
34	54.131	1:25.386
199	54.788	1:25.662
162	55.609	1:27.246
46	1:03.862	1:28.125
100	1:05.644	1:29.223
62	1:12.520	1:30.730
69	1:17.110	1:29.466
53	1:23.169	1:28.513
42	1:23.471	1:29.813

BMCRC - MRO Championships 2023 - Rnd 4 @ Donington Park

DFDS Yamaha Past Masters

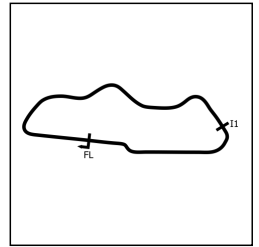
RACE 15 - POSITION CHART

No	Name	Lap Pos	Lap					
			1	2	3	4	5	6
4	HALIL	1	75	75	75	75	75	75
8	BALL	2	13	13	13	51	51	51
13	EDMONDSON	3	51	51	51	13	13	13
22	BALLERINI	4	61	61	61	74	74	61
27	HAYWARD	5	74	74	74	61	61	74
28	McCARTER	6	22	22	22	22	22	22
29	CRIPPS	7	57	57	27	57	57	27
34	HARVIEK	8	27	27	57	27	27	57
51	WHOLEY	9	28	28	28	28	28	28
53	COATES	10	8	8	8	8	8	8
57	MOOK	11	29	4	4	4	4	29
61	WELCH	12	4	29	29	29	29	4
74	WHITBY	13	333	333	333	333	7	7
75	JOHNSON	14	7	7	7	7	333	333
162	COOPER	15	162	162	60	60	60	60
7	FISHWICK	16	60	60	162	162	73	73
25	WIMBLE	17	73	73	73	73	162	34
36	ZANUTTO	18	34	34	34	34	34	199
42	PEARSON	19	199	199	199	199	199	162
46	MARSHALL	20	100	46	46	46	46	46
60	GOUGH	21	46	100	100	100	100	100
62	PATERSON	22	62	62	62	62	62	62
69	ELLERAY	23	69	69	69	69	69	69
73	TURNER	24	42	42	42	42	42	53
199	FROST	25	53	53	53	53	53	42
333	STUBBERFIELD	26	25	36	36	36	36	
100	WILLIAMS	27	36	25	25	25	25	

BMCRC - MRO Championships 2023 - Rnd 4 @ Donington Park

DFDS Yamaha Past Masters

RACE 15 - SECTOR ANALYSIS



SECTOR 1 = FL to I1, SECTOR 2 = I1 to FL, DIFF = Difference To Personal Best Lap, P = Crossed Finish Line in Pit Lane, D = Time Disallowed

P1 75		Anthony JOHNSON		Yamaha TZR250 - Paul Toland / INTA MOTORCYCLES		
IDEAL LAP TIME : 1:16.954		BEST LAP TIME : 1:16.998		DIFFERENCE : 0.044		
LAP	SECTOR 1	SECTOR 2	LAP TIME	MPH	DIFF	TIME OF DAY
1 -		26.965	1:20.821	88.15	3.823	16:16:48.073
2 -	50.311	27.126	1:17.437	92.00	0.439	16:18:05.510
3 -	49.989	27.009	1:16.998 (1)	92.53		16:19:22.508
4 -	50.041	27.108	1:17.149 (2)	92.34	0.151	16:20:39.657
5 -	50.189	27.051	1:17.240 (3)	92.24	0.242	16:21:56.897
6 -	50.088	27.160	1:17.248	92.23	0.250	16:23:14.145

P2 51		Kevin WHOLEY		Yamaha TZR250 - Twistgrip Motorcycles		
IDEAL LAP TIME : 1:16.610		BEST LAP TIME : 1:16.921		DIFFERENCE : 0.311		
LAP	SECTOR 1	SECTOR 2	LAP TIME	MPH	DIFF	TIME OF DAY
1 -		27.051	1:21.712	87.19	4.791	16:16:48.964
2 -	50.094	27.177	1:17.271	92.20	0.350	16:18:06.235
3 -	49.890	27.114	1:17.004 (2)	92.52	0.083	16:19:23.239
4 -	49.963	27.207	1:17.170 (3)	92.32	0.249	16:20:40.409
5 -	50.201	26.720	1:16.921 (1)	92.62		16:21:57.330
6 -	50.704	27.154	1:17.858	91.50	0.937	16:23:15.188

P3 13		Doug EDMONDSON		Yamaha TZR250 - Stan Stephens Tuning		
IDEAL LAP TIME : 1:17.005		BEST LAP TIME : 1:17.145		DIFFERENCE : 0.140		
LAP	SECTOR 1	SECTOR 2	LAP TIME	MPH	DIFF	TIME OF DAY
1 -		27.044	1:21.248	87.68	4.103	16:16:48.500
2 -	50.159	27.303	1:17.462 (2)	91.97	0.317	16:18:05.962
3 -	49.961	27.184	1:17.145 (1)	92.35		16:19:23.107
4 -	50.236	27.518	1:17.754 (3)	91.63	0.609	16:20:40.861
5 -	50.813	27.465	1:18.278	91.01	1.133	16:21:59.139
6 -	51.933	28.071	1:20.004	89.05	2.859	16:23:19.143

P4 61		Paul WELCH		Yamaha TZR250 -		
IDEAL LAP TIME : 1:19.057		BEST LAP TIME : 1:19.202		DIFFERENCE : 0.145		
LAP	SECTOR 1	SECTOR 2	LAP TIME	MPH	DIFF	TIME OF DAY
1 -		27.447	1:22.786	86.06	3.584	16:16:50.038
2 -	51.626	27.822	1:19.448 (3)	89.67	0.246	16:18:09.486
3 -	52.151	27.819	1:19.970	89.09	0.768	16:19:29.456
4 -	52.617	27.631	1:20.248	88.78	1.046	16:20:49.704
5 -	51.610	27.592	1:19.202 (1)	89.95		16:22:08.906
6 -	51.651	27.628	1:19.279 (2)	89.86	0.077	16:23:28.185

P5 74		Paul WHITBY		Yamaha TZR250 - Greybridge Ltd		
IDEAL LAP TIME : 1:18.605		BEST LAP TIME : 1:19.231		DIFFERENCE : 0.626		
LAP	SECTOR 1	SECTOR 2	LAP TIME	MPH	DIFF	TIME OF DAY
1 -		27.477	1:23.061	85.77	3.830	16:16:50.313
2 -	51.128	28.226	1:19.354 (2)	89.78	0.123	16:18:09.667
3 -	52.347	27.888	1:20.235	88.79	1.004	16:19:29.902
4 -	51.456	27.775	1:19.231 (1)	89.92		16:20:49.133
5 -	51.815	27.765	1:19.580 (3)	89.52	0.349	16:22:08.713
6 -	52.337	27.660	1:19.997	89.06	0.766	16:23:28.710

P6 22		Rik BALLERINI		Yamaha TZR250 - SCLS LTD, CAMBRIDGE MC, GECKO RACI		
IDEAL LAP TIME : 1:20.021		BEST LAP TIME : 1:20.190		DIFFERENCE : 0.169		
LAP	SECTOR 1	SECTOR 2	LAP TIME	MPH	DIFF	TIME OF DAY
1 -		28.084	1:24.495	84.31	4.305	16:16:51.747
2 -	51.937	28.253	1:20.190 (1)	88.84		16:18:11.937
3 -	52.054	28.658	1:20.712 (2)	88.27	0.522	16:19:32.649
4 -	53.044	28.727	1:21.771 (3)	87.12	1.581	16:20:54.420
5 -	53.447	28.608	1:22.055	86.82	1.865	16:22:16.475
6 -	53.404	29.316	1:22.720	86.12	2.530	16:23:39.195

BMCRG - MRO Championships 2023 - Rnd 4 @ Donington Park

DFDS Yamaha Past Masters

RACE 15 - SECTOR ANALYSIS



SECTOR 1 = FL to I1, SECTOR 2 = I1 to FL, DIFF = Difference To Personal Best Lap, P = Crossed Finish Line in Pit Lane, D = Time Disallowed

P7 27		Richard HAYWARD		Yamaha TZR250 - GForce/Hayward R Ltd/SnapOn			
IDEAL LAP TIME : 1:20.210		BEST LAP TIME : 1:20.801		DIFFERENCE : 0.591			
LAP	SECTOR 1	SECTOR 2	LAP TIME	MPH	DIFF	TIME OF DAY	
1 -		27.745	1:25.201	83.62	4.400	16:16:52.453	
2 -	52.465	28.619	1:21.084 (2)	87.86	0.283	16:18:13.537	
3 -	52.986	28.305	1:21.291 (3)	87.64	0.490	16:19:34.828	
4 -	53.335	28.310	1:21.645	87.26	0.844	16:20:56.473	
5 -	52.781	28.020	1:20.801 (1)	88.17		16:22:17.274	
6 -	52.951	29.039	1:21.990	86.89	1.189	16:23:39.264	

P8 57		Geoff MOOK		Yamaha TZR250 -			
IDEAL LAP TIME : 1:20.635		BEST LAP TIME : 1:20.921		DIFFERENCE : 0.286			
LAP	SECTOR 1	SECTOR 2	LAP TIME	MPH	DIFF	TIME OF DAY	
1 -		28.235	1:24.945	83.87	4.024	16:16:52.197	
2 -	52.473	28.694	1:21.167 (3)	87.77	0.246	16:18:13.364	
3 -	52.909	28.862	1:21.771	87.12	0.850	16:19:35.135	
4 -	52.728	28.376	1:21.104 (2)	87.84	0.183	16:20:56.239	
5 -	52.759	28.162	1:20.921 (1)	88.04		16:22:17.160	
6 -	52.890	29.262	1:22.152	86.72	1.231	16:23:39.312	

P9 28		Liam McCARTER		Yamaha TZR250 - Katie McCarter			
IDEAL LAP TIME : 1:20.673		BEST LAP TIME : 1:20.988		DIFFERENCE : 0.315			
LAP	SECTOR 1	SECTOR 2	LAP TIME	MPH	DIFF	TIME OF DAY	
1 -		28.086	1:26.259	82.59	5.271	16:16:53.511	
2 -	52.744	28.393	1:21.137 (2)	87.81	0.149	16:18:14.648	
3 -	52.587	28.401	1:20.988 (1)	87.97		16:19:35.636	
4 -	52.859	28.460	1:21.319 (3)	87.61	0.331	16:20:56.955	
5 -	52.918	28.513	1:21.431	87.49	0.443	16:22:18.386	
6 -	53.612	28.591	1:22.203	86.67	1.215	16:23:40.589	

P10 8		David BALL		Yamaha TZR250 - Gardiner Page and Roe pension consultants			
IDEAL LAP TIME : 1:21.349		BEST LAP TIME : 1:21.491		DIFFERENCE : 0.142			
LAP	SECTOR 1	SECTOR 2	LAP TIME	MPH	DIFF	TIME OF DAY	
1 -		28.488	1:26.855	82.02	5.364	16:16:54.107	
2 -	52.861	28.630	1:21.491 (1)	87.42		16:18:15.598	
3 -	53.175	29.360	1:22.535 (3)	86.32	1.044	16:19:38.133	
4 -	53.629	28.750	1:22.379 (2)	86.48	0.888	16:21:00.512	
5 -	54.302	28.883	1:23.185	85.64	1.694	16:22:23.697	
6 -	53.975	28.805	1:22.780	86.06	1.289	16:23:46.477	

P11 29		Derek CRIPPS		Yamaha TZR250 - Team FBR			
IDEAL LAP TIME : 1:21.498		BEST LAP TIME : 1:21.930		DIFFERENCE : 0.432			
LAP	SECTOR 1	SECTOR 2	LAP TIME	MPH	DIFF	TIME OF DAY	
1 -		28.290	1:27.539	81.38	5.609	16:16:54.791	
2 -	53.357	29.575	1:22.932	85.90	1.002	16:18:17.723	
3 -	53.590	28.754	1:22.344 (3)	86.52	0.414	16:19:40.067	
4 -	53.362	28.568	1:21.930 (1)	86.96		16:21:01.997	
5 -	53.208	28.836	1:22.044 (2)	86.83	0.114	16:22:24.041	
6 -	53.955	28.863	1:22.818	86.02	0.888	16:23:46.859	

P12 4		Denis HALIL		Yamaha TZR250 - D & A AUTOS			
IDEAL LAP TIME : 1:21.481		BEST LAP TIME : 1:21.545		DIFFERENCE : 0.064			
LAP	SECTOR 1	SECTOR 2	LAP TIME	MPH	DIFF	TIME OF DAY	
1 -		28.692	1:28.329	80.65	6.784	16:16:55.581	
2 -	53.069	28.476	1:21.545 (1)	87.37		16:18:17.126	
3 -	53.263	29.269	1:22.532	86.32	0.987	16:19:39.658	
4 -	53.167	28.871	1:22.038 (2)	86.84	0.493	16:21:01.696	
5 -	53.896	28.412	1:22.308 (3)	86.56	0.763	16:22:24.004	
6 -	54.314	28.650	1:22.964	85.87	1.419	16:23:46.968	

BMCR - MRO Championships 2023 - Rnd 4 @ Donington Park

DFDS Yamaha Past Masters

RACE 15 - SECTOR ANALYSIS



SECTOR 1 = FL to I1, SECTOR 2 = I1 to FL, DIFF = Difference To Personal Best Lap, P = Crossed Finish Line in Pit Lane, D = Time Disallowed

P13 7		Peter FISHWICK		Yamaha TZ250 -		
IDEAL LAP TIME : 1:23.584		BEST LAP TIME : 1:23.868		DIFFERENCE : 0.284		
LAP	SECTOR 1	SECTOR 2	LAP TIME	MPH	DIFF	TIME OF DAY
1 -		29.113	1:29.688	79.43	5.820	16:16:56.940
2 -	54.683	29.799	1:24.482 (3)	84.33	0.614	16:18:21.422
3 -	54.852	29.709	1:24.561	84.25	0.693	16:19:45.983
4 -	55.139	29.899	1:25.038	83.78	1.170	16:21:11.021
5 -	55.026	29.277	1:24.303 (2)	84.51	0.435	16:22:35.324
6 -	54.471	29.397	1:23.868 (1)	84.95		16:23:59.192

P14 333 C		Mark STUBBERFIELD		Yamaha TZR250 - Polished Concrete London		
IDEAL LAP TIME : 1:23.999		BEST LAP TIME : 1:24.609		DIFFERENCE : 0.610		
LAP	SECTOR 1	SECTOR 2	LAP TIME	MPH	DIFF	TIME OF DAY
1 -		29.050	1:29.071	79.98	4.462	16:16:56.323
2 -	55.041	29.568	1:24.609 (1)	84.20		16:18:20.932
3 -	54.949	29.876	1:24.825 (3)	83.99	0.216	16:19:45.757
4 -	55.704	29.492	1:25.196	83.62	0.587	16:21:10.953
5 -	55.649	29.613	1:25.262	83.56	0.653	16:22:36.215
6 -	55.158	29.625	1:24.783 (2)	84.03	0.174	16:24:00.998

P15 60 C		Danny GOUGH		Yamaha TZR250 - G Force Motorcycles		
IDEAL LAP TIME : 1:24.330		BEST LAP TIME : 1:25.215		DIFFERENCE : 0.885		
LAP	SECTOR 1	SECTOR 2	LAP TIME	MPH	DIFF	TIME OF DAY
1 -		29.985	1:31.588	77.78	6.373	16:16:58.840
2 -	54.889	30.326	1:25.215 (1)	83.60		16:18:24.055
3 -	55.580	29.908	1:25.488 (3)	83.34	0.273	16:19:49.543
4 -	56.055	29.539	1:25.594	83.23	0.379	16:21:15.137
5 -	56.056	29.719	1:25.775	83.06	0.560	16:22:40.912
6 -	55.803	29.441	1:25.244 (2)	83.57	0.029	16:24:06.156

P16 73 C		Colvin TURNER		Yamaha TZR250 -		
IDEAL LAP TIME : 1:24.623		BEST LAP TIME : 1:24.729		DIFFERENCE : 0.106		
LAP	SECTOR 1	SECTOR 2	LAP TIME	MPH	DIFF	TIME OF DAY
1 -		29.967	1:32.185	77.28	7.456	16:16:59.437
2 -	55.240	29.489	1:24.729 (1)	84.08		16:18:24.166
3 -	55.141	30.661	1:25.802 (3)	83.03	1.073	16:19:49.968
4 -	56.466	29.723	1:26.189	82.66	1.460	16:21:16.157
5 -	55.977	30.063	1:26.040	82.80	1.311	16:22:42.197
6 -	56.150	29.482	1:25.632 (2)	83.20	0.903	16:24:07.829

P17 34		Dave HARVIEK		Yamaha TZR250 2MA - HVK Performance Ltd		
IDEAL LAP TIME : 1:24.740		BEST LAP TIME : 1:24.740		DIFFERENCE : 0.000		
LAP	SECTOR 1	SECTOR 2	LAP TIME	MPH	DIFF	TIME OF DAY
1 -		29.962	1:32.733	76.82	7.993	16:16:59.985
2 -	55.070	29.670	1:24.740 (1)	84.07		16:18:24.725
3 -	55.264	30.603	1:25.867 (3)	82.97	1.127	16:19:50.592
4 -	55.940	30.107	1:26.047	82.79	1.307	16:21:16.639
5 -	55.768	30.483	1:26.251	82.60	1.511	16:22:42.890
6 -	55.637	29.749	1:25.386 (2)	83.44	0.646	16:24:08.276

P18 199 C		Michael FROST		Yamaha TZR250 -		
IDEAL LAP TIME : 1:24.685		BEST LAP TIME : 1:24.923		DIFFERENCE : 0.238		
LAP	SECTOR 1	SECTOR 2	LAP TIME	MPH	DIFF	TIME OF DAY
1 -		29.984	1:32.943	76.65	8.020	16:17:00.195
2 -	55.353	29.570	1:24.923 (1)	83.89		16:18:25.118
3 -	55.115	30.487	1:25.602 (2)	83.22	0.679	16:19:50.720
4 -	55.931	30.209	1:26.140	82.71	1.217	16:21:16.860
5 -	55.763	30.648	1:26.411	82.45	1.488	16:22:43.271
6 -	55.469	30.193	1:25.662 (3)	83.17	0.739	16:24:08.933

BMCR - MRO Championships 2023 - Rnd 4 @ Donington Park

DFDS Yamaha Past Masters

RACE 15 - SECTOR ANALYSIS



SECTOR 1 = FL to I1, SECTOR 2 = I1 to FL, DIFF = Difference To Personal Best Lap, P = Crossed Finish Line in Pit Lane, D = Time Disallowed

P19 162		Darren COOPER		Yamaha TZR250 - Twistgrip Motorcycles		
IDEAL LAP TIME : 1:24.938		BEST LAP TIME : 1:25.320		DIFFERENCE : 0.382		
LAP	SECTOR 1	SECTOR 2	LAP TIME	MPH	DIFF	TIME OF DAY
1 -		29.828	1:31.162	78.15	5.842	16:16:58.414
2 -	55.110	30.210	1:25.320 (1)	83.50		16:18:23.734
3 -	55.210	30.873	1:26.083 (2)	82.76	0.763	16:19:49.817
4 -	56.224	29.880	1:26.104 (3)	82.74	0.784	16:21:15.921
5 -	56.272	30.315	1:26.587	82.28	1.267	16:22:42.508
6 -	56.984	30.262	1:27.246	81.66	1.926	16:24:09.754

P20 46 C		Kevin MARSHALL		Yamaha TZR250 - Stacey Processing		
IDEAL LAP TIME : 1:26.255		BEST LAP TIME : 1:26.255		DIFFERENCE : 0.000		
LAP	SECTOR 1	SECTOR 2	LAP TIME	MPH	DIFF	TIME OF DAY
1 -		30.254	1:33.910	75.86	7.655	16:17:01.162
2 -	56.398	29.857	1:26.255 (1)	82.59		16:18:27.417
3 -	56.786	30.540	1:27.326 (2)	81.58	1.071	16:19:54.743
4 -	57.298	30.266	1:27.564 (3)	81.36	1.309	16:21:22.307
5 -	57.406	30.169	1:27.575	81.35	1.320	16:22:49.882
6 -	57.332	30.793	1:28.125	80.84	1.870	16:24:18.007

P21 100 R		Duncan WILLIAMS		Yamaha TZR250 - www.ypmrc.co.uk		
IDEAL LAP TIME : 1:26.179		BEST LAP TIME : 1:26.179		DIFFERENCE : 0.000		
LAP	SECTOR 1	SECTOR 2	LAP TIME	MPH	DIFF	TIME OF DAY
1 -		30.410	1:33.633	76.09	7.454	16:17:00.885
2 -	57.827	30.758	1:28.585	80.42	2.406	16:18:29.470
3 -	57.423	30.509	1:27.932 (3)	81.02	1.753	16:19:57.402
4 -	55.927	30.252	1:26.179 (1)	82.67		16:21:23.581
5 -	56.471	30.514	1:26.985 (2)	81.90	0.806	16:22:50.566
6 -	56.941	32.282	1:29.223	79.85	3.044	16:24:19.789

P22 62 C		David PATERSON		Yamaha TZR250 - The love of a good woman		
IDEAL LAP TIME : 1:27.717		BEST LAP TIME : 1:28.244		DIFFERENCE : 0.527		
LAP	SECTOR 1	SECTOR 2	LAP TIME	MPH	DIFF	TIME OF DAY
1 -		30.255	1:34.593	75.31	6.349	16:17:01.845
2 -	57.462	30.782	1:28.244 (1)	80.73		16:18:30.089
3 -	57.975	30.285	1:28.260 (2)	80.72	0.016	16:19:58.349
4 -	57.877	30.427	1:28.304 (3)	80.68	0.060	16:21:26.653
5 -	58.571	30.711	1:29.282	79.79	1.038	16:22:55.935
6 -	59.452	31.278	1:30.730	78.52	2.486	16:24:26.665

P23 69 C		Mark ELLERAY		Yamaha TZR250 - Abbot Solutions Ltd		
IDEAL LAP TIME : 1:28.583		BEST LAP TIME : 1:28.781		DIFFERENCE : 0.198		
LAP	SECTOR 1	SECTOR 2	LAP TIME	MPH	DIFF	TIME OF DAY
1 -		30.934	1:36.961	73.47	8.180	16:17:04.213
2 -	57.983	30.798	1:28.781 (1)	80.24		16:18:32.994
3 -	58.469	31.257	1:29.726	79.40	0.945	16:20:02.720
4 -	57.785	31.111	1:28.896 (2)	80.14	0.115	16:21:31.616
5 -	59.056	31.117	1:30.173	79.01	1.392	16:23:01.789
6 -	58.381	31.085	1:29.466 (3)	79.63	0.685	16:24:31.255

P24 53		Alan COATES		Yamaha TZR250 - Clarendon Motorcycles Hull		
IDEAL LAP TIME : 1:28.513		BEST LAP TIME : 1:28.513		DIFFERENCE : 0.000		
LAP	SECTOR 1	SECTOR 2	LAP TIME	MPH	DIFF	TIME OF DAY
1 -		32.543	1:40.232	71.08	11.719	16:17:07.484
2 -	58.850	31.555	1:30.405	78.80	1.892	16:18:37.889
3 -	59.159	31.950	1:31.109	78.19	2.596	16:20:08.998
4 -	58.882	31.093	1:29.975 (3)	79.18	1.462	16:21:38.973
5 -	58.750	31.078	1:29.828 (2)	79.31	1.315	16:23:08.801
6 -	57.968	30.545	1:28.513 (1)	80.49		16:24:37.314

BMCRC - MRO Championships 2023 - Rnd 4 @ Donington Park

DFDS Yamaha Past Masters

RACE 15 - SECTOR ANALYSIS



SECTOR 1 = FL to I1, SECTOR 2 = I1 to FL, DIFF = Difference To Personal Best Lap, P = Crossed Finish Line in Pit Lane, D = Time Disallowed

P25 42 C		Martin PEARSON		Yamaha TZR250 -			
IDEAL LAP TIME : 1:29.719		BEST LAP TIME : 1:29.813		DIFFERENCE : 0.094			
LAP	SECTOR 1	SECTOR 2	LAP TIME	MPH	DIFF	TIME OF DAY	
1 -		31.953	1:39.582	71.54	9.769	16:17:06.834	
2 -	58.777	31.181	1:29.958 (3)	79.19	0.145	16:18:36.792	
3 -	58.635	31.297	1:29.932 (2)	79.22	0.119	16:20:06.724	
4 -	59.303	31.212	1:30.515	78.71	0.702	16:21:37.239	
5 -	59.474	31.090	1:30.564	78.66	0.751	16:23:07.803	
6 -	58.629	31.184	1:29.813 (1)	79.32		16:24:37.616	

P26 36 C		Phil ZANUTTO		Yamaha TZR250 - Westend garage			
IDEAL LAP TIME : 1:31.909		BEST LAP TIME : 1:31.938		DIFFERENCE : 0.029			
LAP	SECTOR 1	SECTOR 2	LAP TIME	MPH	DIFF	TIME OF DAY	
1 -		32.266	1:42.491	69.51	10.553	16:17:09.743	
2 -	1:02.183	31.520	1:33.703 (3)	76.03	1.765	16:18:43.446	
3 -	1:00.389	31.549	1:31.938 (1)	77.49		16:20:15.384	
4 -	1:00.775	31.610	1:32.385 (2)	77.11	0.447	16:21:47.769	
5 -	1:01.205	32.885	1:34.090	75.72	2.152	16:23:21.859	

P27 25 C		Stephen WIMBLE		Yamaha TZR250 - S.B.W Contractor			
IDEAL LAP TIME : 1:35.250		BEST LAP TIME : 1:35.250		DIFFERENCE : 0.000			
LAP	SECTOR 1	SECTOR 2	LAP TIME	MPH	DIFF	TIME OF DAY	
1 -		32.841	1:41.891	69.92	6.641	16:17:09.143	
2 -	1:02.412	32.838	1:35.250 (1)	74.79		16:18:44.393	
3 -	1:02.422	33.267	1:35.689 (2)	74.45	0.439	16:20:20.082	
4 -	1:03.607	33.365	1:36.972 (3)	73.47	1.722	16:21:57.054	
5 -	1:04.084	34.818	1:38.902	72.03	3.652	16:23:35.956	

BMCRC - MRO Championships 2023 - Rnd 4 @ Donington Park

DFDS Yamaha Past Masters

RACE 15 - BEST SECTORS

SECTOR 1			SECTOR 2			IDEAL / BEST COMPARISON						
POS	NO	NAME	TIME	NO	NAME	TIME	POS	NO	NAME	IDEAL	BEST	DIFF
									PERFECT LAP	1:16.610		
1	51	WHOLEY	49.890	51	WHOLEY	26.720	1	51	WHOLEY	1:16.610	1:16.921	0.311
2	13	EDMONDSON	49.961	75	JOHNSON	26.965	2	75	JOHNSON	1:16.954	1:16.998	0.044
3	75	JOHNSON	49.989	13	EDMONDSON	27.044	3	13	EDMONDSON	1:17.005	1:17.145	0.140
4	74	WHITBY	51.128	61	WELCH	27.447	4	74	WHITBY	1:18.605	1:19.231	0.626
5	61	WELCH	51.610	74	WHITBY	27.477	5	61	WELCH	1:19.057	1:19.202	0.145
6	22	BALLERINI	51.937	27	HAYWARD	27.745	6	22	BALLERINI	1:20.021	1:20.190	0.169
7	27	HAYWARD	52.465	22	BALLERINI	28.084	7	27	HAYWARD	1:20.210	1:20.801	0.591
8	57	MOOK	52.473	28	McCARTER	28.086	8	57	MOOK	1:20.635	1:20.921	0.286
9	28	McCARTER	52.587	57	MOOK	28.162	9	28	McCARTER	1:20.673	1:20.988	0.315
10	8	BALL	52.861	29	CRIPPS	28.290	10	8	BALL	1:21.349	1:21.491	0.142
11	4	HALIL	53.069	4	HALIL	28.412	11	4	HALIL	1:21.481	1:21.545	0.064
12	29	CRIPPS	53.208	8	BALL	28.488	12	29	CRIPPS	1:21.498	1:21.930	0.432
13	7	FISHWICK	54.471	333	STUBBERFIELD	29.050	13	7	FISHWICK	1:23.584	1:23.868	0.284
14	60	GOUGH	54.889	7	FISHWICK	29.113	14	333	STUBBERFIELD	1:23.999	1:24.609	0.610
15	333	STUBBERFIELD	54.949	60	GOUGH	29.441	15	60	GOUGH	1:24.330	1:25.215	0.885
16	34	HARVIEK	55.070	73	TURNER	29.482	16	73	TURNER	1:24.623	1:24.729	0.106
17	162	COOPER	55.110	199	FROST	29.570	17	199	FROST	1:24.685	1:24.923	0.238
18	199	FROST	55.115	34	HARVIEK	29.670	18	34	HARVIEK	1:24.740	1:24.740	0.000
19	73	TURNER	55.141	162	COOPER	29.828	19	162	COOPER	1:24.938	1:25.320	0.382
20	100	WILLIAMS	55.927	46	MARSHALL	29.857	20	100	WILLIAMS	1:26.179	1:26.179	0.000
21	46	MARSHALL	56.398	100	WILLIAMS	30.252	21	46	MARSHALL	1:26.255	1:26.255	0.000
22	62	PATERSON	57.462	62	PATERSON	30.255	22	62	PATERSON	1:27.717	1:28.244	0.527
23	69	ELLERAY	57.785	53	COATES	30.545	23	53	COATES	1:28.513	1:28.513	0.000
24	53	COATES	57.968	69	ELLERAY	30.798	24	69	ELLERAY	1:28.583	1:28.781	0.198
25	42	PEARSON	58.629	42	PEARSON	31.090	25	42	PEARSON	1:29.719	1:29.813	0.094
26	36	ZANUTTO	1:00.389	36	ZANUTTO	31.520	26	36	ZANUTTO	1:31.909	1:31.938	0.029
27	25	WIMBLE	1:02.412	25	WIMBLE	32.838	27	25	WIMBLE	1:35.250	1:35.250	0.000

BMCRC - MRO Championships 2023 - Rnd 4 @ Donington Park

DFDS Yamaha Past Masters

RACE 15 - STATISTICS

Competitors Started 27
Planned Start 2023-06-03 @ 15:50:00.000
Actual Start 2023-06-03 @ 16:15:27.251
Finish Time 2023-06-03 @ 16:23:14.144
Track Length 1.9790mi.
Total Laps 160
Total Distance Covered 316.6507mi.

Session Fastest Lap History

NO	CL	NAME	LAP TIME	TIME OF DAY	LAP	VEHICLE
75		Anthony JOHNSON	1:17.437	16:18:05.527	2	Yamaha TZR250
51		Kevin WHOLEY	1:17.271	16:18:06.260	2	Yamaha TZR250
75		Anthony JOHNSON	1:16.998	16:19:22.525	3	Yamaha TZR250
51		Kevin WHOLEY	1:16.921	16:21:57.354	5	Yamaha TZR250

Session Leader History

NO	CL	NAME	FROM LAP	LAPS LED	DISTANCE	VEHICLE
75		Anthony JOHNSON	1	6	11.83 miles	Yamaha TZR250

Flag History

TYPE	TIME OF DAY
GREEN	16:15:27.251
FINISH	16:23:14.144

Flag Statistics

TYPE	COUNT	TOTAL LAPS	TOTAL TIME
Green	1	6	9:33.652
Red	0	0	0.000
Safety Car	0	0	0.000
FCY	0	0	0.000

BMCRC - MRO Championships 2023 - Rnd 4 @ Donington Park

DFDS Yamaha Past Masters

RACE 15 - STATISTICS

CLASS :

16 Starters

Fastest Lap History

NO	NAME	LAP TIME	TIME OF DAY	LAP	VEHICLE
75	Anthony JOHNSON	1:17.437	16:18:05.527	2	Yamaha TZR250
51	Kevin WHOLEY	1:17.271	16:18:06.260	2	Yamaha TZR250
75	Anthony JOHNSON	1:16.998	16:19:22.525	3	Yamaha TZR250
51	Kevin WHOLEY	1:16.921	16:21:57.354	5	Yamaha TZR250

Leader History

NO	NAME	FROM LAP	LAPS LED	DISTANCE	VEHICLE
75	Anthony JOHNSON	1	6	11.83 miles	Yamaha TZR250

BMCRC - MRO Championships 2023 - Rnd 4 @ Donington Park

DFDS Yamaha Past Masters

RACE 15 - STATISTICS

CLASS : C

10 Starters

Fastest Lap History

NO	NAME	LAP TIME	TIME OF DAY	LAP	VEHICLE
333	Mark STUBBERFIELD	1:24.609	16:18:20.941	2	Yamaha TZR250

Leader History

NO	NAME	FROM LAP	LAPS LED	DISTANCE	VEHICLE
333	Mark STUBBERFIELD	1	6	11.83 miles	Yamaha TZR250

BMCRC - MRO Championships 2023 - Rnd 4 @ Donington Park

DFDS Yamaha Past Masters

RACE 15 - STATISTICS

CLASS : R

1 Starters

Fastest Lap History

NO	NAME	LAP TIME	TIME OF DAY	LAP	VEHICLE
100	Duncan WILLIAMS	1:28.585	16:18:29.483	2	Yamaha TZR250
100	Duncan WILLIAMS	1:27.932	16:19:57.414	3	Yamaha TZR250
100	Duncan WILLIAMS	1:26.179	16:21:23.593	4	Yamaha TZR250

Leader History

NO	NAME	FROM LAP	LAPS LED	DISTANCE	VEHICLE
100	Duncan WILLIAMS	1	6	11.83 miles	Yamaha TZR250

BMCRC - MRO Championships 2023 - Rnd 4 @ Donington Park
DFDS Yamaha Past Masters
RACE 5 - GRID (10 Laps)

ROW 12				34	26 Damian LEE		
ROW 11		33	65 Nigel TERRY	32	77 Adam COLLINS	31	47 Roy ALDERSLADE
ROW 10	30	43 Michael PINCHES	29	72 John HAMILTON	28	88 Michael STANLEY	
ROW 9			1:35.250	27	25 Stephen WIMBLE	26	36 Phil ZANUTTO
						25	42 Martin PEARSON
			1:31.938				1:29.813
ROW 8	24	69 Mark ELLERAY	1:28.781	23	53 Alan COATES	22	62 David PATERSON
							1:28.513
							1:28.244
ROW 7			1:26.255	21	46 Kevin MARSHALL	20	100 Duncan WILLIAMS
						19	162 Darren COOPER
							1:25.320
ROW 6	18	60 Danny GOUGH	1:25.215	17	199 Michael FROST	16	34 Dave HARVIEK
							1:24.923
							1:24.740
ROW 5			1:24.729	15	73 Colvin TURNER	14	333 Mark STUBBERFIELD
						13	7 Peter FISHWICK
							1:23.868
ROW 4	12	29 Derek CRIPPS	1:21.930	11	4 Denis HALIL	10	8 David BALL
							1:21.545
							1:21.491
ROW 3			1:20.988	9	28 Liam McCARTER	8	57 Geoff MOOK
						7	27 Richard HAYWARD
							1:20.801
ROW 2	6	22 Rik BALLERINI	1:20.190	5	74 Paul WHITBY	4	61 Paul WELCH
							1:19.231
							1:19.202
ROW 1			1:17.145	3	13 Doug EDMONDSON	2	75 Anthony JOHNSON
						1	51 Kevin WHOLEY
							1:16.998
							1:16.921
							Pole

Donington Park National: 1.9790 miles

These results are provisional until the conclusion of any judicial and technical matters.

Clerk Of Course :	Stewards :	Timekeeper : Richard Evans
-------------------	------------	----------------------------

 Results can be found at www.tsl-timing.com

Printed - 16:34 Saturday, 03 June 2023



BMCRC - MRO Championships 2023 - Rnd 4 @ Donington Park
DFDS Yamaha Past Masters
RACE 5 - CLASSIFICATION

POS	NO	CL	PIC NAME	ENTRY	LAPS	TIME	GAP	DIFF	MPH	BEST	ON
1	51		Kevin WHOLEY	Yamaha TZR250 - Twistgrip Motorcycles	10	12:57.472			91.46	1:16.497	4
2	75		Anthony JOHNSON	Yamaha TZR250 - Paul Toland / INTA MOTORCYCL	10	12:57.689	0.217	0.217	91.43	1:16.761	10
3	13		Doug EDMONDSON	Yamaha TZR250 - Stan Stephens Tuning	10	13:04.906	7.434	7.217	90.59	1:17.330	2
4	74		Paul WHITBY	Yamaha TZR250 - Greybridge Ltd	10	13:19.938	22.466	15.032	88.89	1:18.725	2
5	61		Paul WELCH	Yamaha TZR250 -	10	13:20.514	23.042	0.576	88.83	1:18.757	2
6	22		Rik BALLERINI	Yamaha TZR250 - SCLS LTD, CAMBRIDGE MC, Gf	10	13:27.335	29.863	6.821	88.07	1:19.228	2
7	57		Geoff MOOK	Yamaha TZR250 -	10	13:29.236	31.764	1.901	87.87	1:19.401	2
8	28		Liam McCARTER	Yamaha TZR250 - Katie McCarter	10	13:41.272	43.800	12.036	86.58	1:21.248	8
9	8		David BALL	Yamaha TZR250 - Gardiner Page and Roe pension c	10	13:48.080	50.608	6.808	85.87	1:21.357	5
10	27		Richard HAYWARD	Yamaha TZR250 - GForce/Hayward R Ltd/SnapOn	10	13:48.162	50.690	0.082	85.86	1:21.588	5
11	4		Denis HALIL	Yamaha TZR250 - D & A AUTOS	10	13:48.274	50.802	0.112	85.85	1:21.949	5
12	29		Derek CRIPPS	Yamaha TZR250 - Team FBR	10	13:53.498	56.026	5.224	85.31	1:22.156	8
13	72	C	John HAMILTON	Yamaha TZR250 - LW Racing	10	14:08.003	1:10.531	14.505	83.85	1:23.623	10
14	34		Dave HARVIEK	Yamaha TZR250 2MA - HVK Performance Ltd	10	14:10.900	1:13.428	2.897	83.57	1:23.794	6
15	333	C	Mark STUBBERFIELD	Yamaha TZR250 - Polished Concrete London	10	14:11.183	1:13.711	0.283	83.54	1:23.560	10
16	162		Darren COOPER	Yamaha TZR250 - Twistgrip Motorcycles	10	14:13.745	1:16.273	2.562	83.29	1:23.225	9
17	43	C	Michael PINCHES	Yamaha TZR250 -	10	14:15.376	1:17.904	1.631	83.13	1:24.153	10
18	60	C	Danny GOUGH	Yamaha TZR250 - G Force Motorcycles	10	14:15.471	1:17.999	0.095	83.12	1:23.639	10
19	199	C	Michael FROST	Yamaha TZR250 -	9	12:57.789	1 Lap	1 Lap	82.26	1:24.771	7
20	73	C	Colvin TURNER	Yamaha TZR250 -	9	13:09.190	1 Lap	11.401	81.07	1:25.916	3
21	100	R	Duncan WILLIAMS	Yamaha TZR250 - www.ypmrc.co.uk	9	13:09.926	1 Lap	0.736	81.00	1:26.144	4
22	62	C	David PATERSON	Yamaha TZR250 - The love of a good woman	9	13:14.912	1 Lap	4.986	80.49	1:26.866	7
23	46	C	Kevin MARSHALL	Yamaha TZR250 - Stacey Processing	9	13:15.841	1 Lap	0.929	80.39	1:26.716	6
24	69	C	Mark ELLERAY	Yamaha TZR250 - Abbot Solutions Ltd	9	13:23.178	1 Lap	7.337	79.66	1:27.613	4
25	53		Alan COATES	Yamaha TZR250 - Clarendon Motorcycles Hull	9	13:27.527	1 Lap	4.349	79.23	1:27.729	7
26	42	C	Martin PEARSON	Yamaha TZR250 -	9	13:54.824	1 Lap	27.297	76.64	1:31.145	9
27	36	C	Phil ZANUTTO	Yamaha TZR250 - Westend garage	9	13:56.930	1 Lap	2.106	76.45	1:29.988	8
28	77	C	Adam COLLINS	Yamaha TZR250 - 2 Cows Racing	9	14:08.107	1 Lap	11.177	75.44	1:32.618	6
29	25	C	Stephen WIMBLE	Yamaha TZR250 - S.B.W Contractor	8	13:27.878	2 Laps	1 Lap	70.38	1:37.372	4

FASTEST LAP

51		Kevin WHOLEY	Yamaha TZR250 - Twistgrip Motorcycles	4	1:16.497	93.13 mph	149.88 kph
333	C	Mark STUBBERFIELD	Yamaha TZR250 - Polished Concrete London	10	1:23.560	85.26 mph	137.21 kph
100	R	Duncan WILLIAMS	Yamaha TZR250 - www.ypmrc.co.uk	4	1:26.144	82.70 mph	133.10 kph

Class - 92.5% of Race Speed = 84.60 mph
 Class C - 92.5% of Race Speed = 77.56 mph
 Class R - 92.5% of Race Speed = 74.92 mph

Weather / Track : Bright / Dry

These results are provisional until the conclusion of any judicial and technical matters.

Race Distance: 10 Laps / 19.79 miles

Donington Park National: 1.9790 miles

Date: 04/06/2023 Start: 10:45 Finish: 10:58

Clerk Of Course :	Stewards :	Timekeeper : Richard Evans
-------------------	------------	----------------------------

Results can be found at www.tsl-timing.com

Printed - 11:00 Sunday, 04 June 2023



BMCR - MRO Championships 2023 - Rnd 4 @ Donington Park

DFDS Yamaha Past Masters

RACE 5 - LAP CHART

LAP 1 @ 10:46:52.642		
NO	BEHIND	LAP TIME
75		1:21.313
51	0.340	1:21.653
13	1.213	1:22.526
61	1.303	1:22.616
74	1.811	1:23.124
57	2.722	1:24.035
22	3.594	1:24.907
8	4.380	1:25.693
27	4.812	1:26.125
28	5.157	1:26.470
4	5.605	1:26.918
29	7.875	1:29.188
34	8.377	1:29.690
333	8.841	1:30.154
60	9.508	1:30.821
73	9.755	1:31.068
72	10.279	1:31.592
43	11.152	1:32.465
162	11.524	1:32.837
199	11.825	1:33.138
62	12.148	1:33.461
100	12.762	1:34.075
46	13.334	1:34.647
69	13.699	1:35.012
53	16.068	1:37.381
36	18.057	1:39.370
42	18.192	1:39.505
77	20.212	1:41.525
25	22.393	1:43.706

LAP 2 @ 10:48:09.699		
NO	BEHIND	LAP TIME
75		1:17.057
51	0.210	1:16.927
13	1.486	1:17.330
61	3.003	1:18.757
74	3.479	1:18.725
57	5.066	1:19.401
22	5.765	1:19.228
8	9.367	1:22.044
27	10.097	1:22.342
28	10.292	1:22.192
4	10.596	1:22.048
29	14.440	1:23.622
34	15.911	1:24.591
333	16.257	1:24.473
72	16.935	1:23.713
60	18.008	1:25.557
43	18.921	1:24.826
73	19.155	1:26.457
162	19.842	1:25.375
199	20.213	1:25.445
62	22.512	1:27.421
100	22.982	1:27.277
46	23.833	1:27.556
69	24.329	1:27.687
53	28.815	1:29.804
36	33.187	1:32.187
42	33.854	1:32.719
77	37.148	1:33.993
25	44.306	1:38.970

LAP 3 @ 10:49:26.931		
NO	BEHIND	LAP TIME
75		1:17.232
51	0.335	1:17.357
13	2.484	1:18.230
61	5.592	1:19.821
74	5.972	1:19.725
57	7.590	1:19.756
22	8.143	1:19.610
8	14.506	1:22.371
28	14.843	1:21.783
27	15.504	1:22.639
4	15.613	1:22.249
29	20.333	1:23.125
72	23.852	1:24.149
34	24.260	1:25.581
333	24.734	1:25.709
43	26.335	1:24.646
60	26.739	1:25.963
162	27.591	1:24.981
73	27.839	1:25.916
199	28.118	1:25.137
100	32.807	1:27.057
62	33.884	1:28.604
46	34.428	1:27.827
69	35.563	1:28.466
53	41.280	1:29.697
42	49.015	1:32.393
36	49.688	1:33.733
77	53.550	1:33.634
25	1:04.855	1:37.781

LAP 4 @ 10:50:43.763		
NO	BEHIND	LAP TIME
51		1:16.497
75	0.157	1:16.989
13	3.437	1:17.785
61	8.924	1:19.784
74	9.090	1:20.330
22	10.741	1:19.430
57	10.875	1:20.117
28	19.691	1:21.680
8	20.383	1:22.709
27	20.686	1:22.014
4	20.774	1:21.993
29	26.153	1:22.652
72	31.532	1:24.512
333	31.728	1:23.826
34	32.470	1:25.042
43	34.349	1:24.846
60	35.167	1:25.260
162	35.483	1:24.724
199	37.423	1:26.137
73	37.531	1:26.524
100	42.119	1:26.144
62	44.879	1:27.827
46	45.291	1:27.695
69	46.344	1:27.613
53	53.461	1:29.013
42	1:04.176	1:31.993
36	1:05.971	1:33.115
77	1:09.771	1:33.053

LAP 5 @ 10:52:01.536		
NO	BEHIND	LAP TIME
51		1:17.773
75	0.338	1:17.954
13	3.595	1:17.931
25	1 Lap	1:37.372
74	11.042	1:19.891
61	11.124	1:19.807
22	12.655	1:19.687
57	12.968	1:19.866
28	23.533	1:21.615
8	23.967	1:21.357
27	24.501	1:21.588
4	24.950	1:21.949
29	31.428	1:23.048
72	38.096	1:24.337
333	38.496	1:24.541
34	39.152	1:24.455
43	41.726	1:25.150
162	41.950	1:24.240
60	42.971	1:25.577
199	44.830	1:25.180
73	48.064	1:28.306
100	51.031	1:26.685
46	55.249	1:27.731
62	55.707	1:28.601
69	56.838	1:28.267
53	1:03.700	1:28.012

LAP 6 @ 10:53:19.237		
NO	BEHIND	LAP TIME
51		1:17.701
75	0.239	1:17.602
42	1 Lap	1:32.089
36	1 Lap	1:33.109
13	4.282	1:18.388
77	1 Lap	1:32.679
74	12.434	1:19.093
61	12.613	1:19.190
22	15.248	1:20.294
57	15.462	1:20.195
28	27.141	1:21.309
27	29.500	1:22.700
8	29.633	1:23.367
4	29.965	1:22.716
25	1 Lap	1:45.927
29	36.056	1:22.329
72	44.254	1:23.859
333	44.684	1:23.889
34	45.245	1:23.794
43	49.050	1:25.025
162	49.505	1:25.256
60	50.319	1:25.049
199	52.492	1:25.363
73	59.139	1:28.776
100	59.936	1:26.606
46	1:04.264	1:26.716
62	1:05.530	1:27.524
69	1:07.093	1:27.956
53	1:14.692	1:28.693

LAP 7 @ 10:54:36.686		
NO	BEHIND	LAP TIME
51		1:17.449

75	0.385	1:17.595
13	4.680	1:17.847
61	14.849	1:19.685
42	1 Lap	1:31.616
74	15.522	1:20.537
36	1 Lap	1:32.609
57	18.795	1:20.782
22	18.868	1:21.069
77	1 Lap	1:32.618
28	31.256	1:21.564
27	34.744	1:22.693
4	34.778	1:22.262
8	34.781	1:22.597
29	40.994	1:22.387
72	51.169	1:24.364
34	52.707	1:24.911
333	53.829	1:26.594
43	56.640	1:25.039
162	56.983	1:24.927
60	57.997	1:25.127
25	1 Lap	1:40.223
199	59.814	1:24.771
100	1:09.787	1:27.300
73	1:09.875	1:28.185
46	1:14.058	1:27.243
62	1:14.947	1:26.866

LAP 8 @ 10:55:54.533		
NO	BEHIND	LAP TIME
51		1:17.847
75	0.152	1:17.614
69	1 Lap	1:28.774
13	5.156	1:18.323
53	1 Lap	1:27.729
74	17.551	1:19.876
61	17.604	1:20.602
22	21.428	1:20.407
57	24.086	1:23.138
42	1 Lap	1:31.662
36	1 Lap	1:31.248
28	34.657	1:21.248
77	1 Lap	1:33.018
8	38.997	1:22.063
27	39.726	1:22.829
4	39.866	1:22.935
29	45.303	1:22.156
72	57.175	1:23.853
34	59.491	1:24.631
333	1:00.396	1:24.414
43	1:03.738	1:24.945
162	1:03.950	1:24.814
60	1:04.622	1:24.472
199	1:08.675	1:26.708

LAP 9 @ 10:57:11.896		
NO	BEHIND	LAP TIME
51		1:17.363
75	0.361	1:17.572
73	1 Lap	1:27.130
100	1 Lap	1:28.319
13	5.732	1:17.939
25	2 Laps	1:42.406
62	1 Lap	1:27.292
46	1 Lap	1:28.474
69	1 Lap	1:30.551

53	1 Lap	1:28.153
74	20.058	1:19.870
61	20.189	1:19.948
22	24.511	1:20.446
57	27.648	1:20.925
28	38.721	1:21.427
42	1 Lap	1:31.702
27	43.981	1:21.618
36	1 Lap	1:29.988
8	44.873	1:23.239
4	45.012	1:22.509
29	50.447	1:22.507
77	1 Lap	1:33.239
72	1:03.813	1:24.001
34	1:06.531	1:24.403
333	1:07.056	1:24.023
162	1:09.812	1:23.225
43	1:10.656	1:24.281
60	1:11.265	1:24.006

LAP 10 @ 10:58:28.801		
NO	BEHIND	LAP TIME
51		1:16.905
75	0.217	1:16.761
199	1 Lap	1:25.910
13	7.434	1:18.607
73	1 Lap	1:26.828
100	1 Lap	1:26.463
62	1 Lap	1:27.316
46	1 Lap	1:27.952
74	22.466	1:19.313
61	23.042	1:19.758
69	1 Lap	1:28.852
22	29.863	1:22.257
53	1 Lap	1:29.045
25	2 Laps	1:41.493
57	31.764	1:21.021
28	43.800	1:21.984
8	50.608	1:22.640
27	50.690	1:23.614
4	50.802	1:22.695
29	56.026	1:22.484
42	1 Lap	1:31.145
36	1 Lap	1:31.571
72	1:10.531	1:23.623
77	1 Lap	1:34.348
34	1:13.428	1:23.802
333	1:13.711	1:23.560
162	1:16.273	1:23.366
43	1:17.904	1:24.153
60	1:17.999	1:23.639

BMCRC - MRO Championships 2023 - Rnd 4 @ Donington Park

DFDS Yamaha Past Masters

RACE 5 - POSITION CHART

No	Name	Lap										
		Pos	1	2	3	4	5	6	7	8	9	10
51	WHOLEY	1	75	75	75	51	51	51	51	51	51	51
75	JOHNSON	2	51	51	51	75	75	75	75	75	75	75
13	EDMONDSON	3	13	13	13	13	13	13	13	13	13	13
61	WELCH	4	61	61	61	74	74	74	61	74	74	74
74	WHITBY	5	74	74	74	61	61	61	74	61	61	61
22	BALLERINI	6	57	57	57	22	22	22	57	22	22	22
27	HAYWARD	7	22	22	22	57	57	57	22	57	57	57
57	MOOK	8	8	8	8	28	28	28	28	28	28	28
28	McCARTER	9	27	27	28	8	8	27	27	8	27	8
8	BALL	10	28	28	27	27	27	8	4	27	8	27
4	HALIL	11	4	4	4	4	4	4	8	4	4	4
29	CRIPPS	12	29	29	29	29	29	29	29	29	29	29
333	STUBBERFIELD	13	34	34	72	72	72	72	72	72	72	72
73	TURNER	14	333	333	34	333	333	333	34	34	34	34
34	HARVIEK	15	60	72	333	34	34	34	333	333	333	333
199	FROST	16	73	60	43	43	43	43	43	43	162	162
60	GOUGH	17	72	43	60	60	162	162	162	162	43	43
162	COOPER	18	43	73	162	162	60	60	60	60	60	60
100	WILLIAMS	19	162	162	73	199	199	199	199	199	199	199
46	MARSHALL	20	199	199	199	73	73	73	100	73	73	
62	PATERSON	21	62	62	100	100	100	100	73	100	100	
53	COATES	22	100	100	62	62	46	46	46	62	62	
69	ELLERAY	23	46	46	46	46	62	62	62	46	46	
42	PEARSON	24	69	69	69	69	69	69	69	69	69	
36	ZANUTTO	25	53	53	53	53	53	53	53	53	53	
25	WIMBLE	26	36	36	42	42	42	42	42	42	42	
72	HAMILTON	27	42	42	36	36	36	36	36	36	36	
43	PINCHES	28	77	77	77	77	77	77	77	77	77	
77	COLLINS	29	25	25	25	25	25	25	25	25	25	

BMCRC - MRO Championships 2023 - Rnd 4 @ Donington Park

DFDS Yamaha Past Masters

RACE 5 - SECTOR ANALYSIS



SECTOR 1 = FL to I1, SECTOR 2 = I1 to FL, DIFF = Difference To Personal Best Lap, P = Crossed Finish Line in Pit Lane, D = Time Disallowed

P1 51		Kevin WHOLEY		Yamaha TZR250 - Twistgrip Motorcycles		
IDEAL LAP TIME : 1:16.497		BEST LAP TIME : 1:16.497		DIFFERENCE : 0.000		
LAP	SECTOR 1	SECTOR 2	LAP TIME	MPH	DIFF	TIME OF DAY
1 -		27.397	1:21.653	87.25	5.156	10:46:52.982
2 -	49.897	27.030	1:16.927 (3)	92.61	0.430	10:48:09.909
3 -	50.237	27.120	1:17.357	92.10	0.860	10:49:27.266
4 -	49.703	26.794	1:16.497 (1)	93.13		10:50:43.763
5 -	50.809	26.964	1:17.773	91.60	1.276	10:52:01.536
6 -	50.450	27.251	1:17.701	91.69	1.204	10:53:19.237
7 -	50.343	27.106	1:17.449	91.99	0.952	10:54:36.686
8 -	50.642	27.205	1:17.847	91.52	1.350	10:55:54.533
9 -	50.343	27.020	1:17.363	92.09	0.866	10:57:11.896
10 -	50.032	26.873	1:16.905 (2)	92.64	0.408	10:58:28.801

P2 75		Anthony JOHNSON		Yamaha TZR250 - Paul Toland / INTA MOTORCYCLES		
IDEAL LAP TIME : 1:16.597		BEST LAP TIME : 1:16.761		DIFFERENCE : 0.164		
LAP	SECTOR 1	SECTOR 2	LAP TIME	MPH	DIFF	TIME OF DAY
1 -		27.239	1:21.313	87.61	4.552	10:46:52.642
2 -	50.016	27.041	1:17.057 (3)	92.45	0.296	10:48:09.699
3 -	50.123	27.109	1:17.232	92.24	0.471	10:49:26.931
4 -	49.751	27.238	1:16.989 (2)	92.54	0.228	10:50:43.920
5 -	50.752	27.202	1:17.954	91.39	1.193	10:52:01.874
6 -	50.315	27.287	1:17.602	91.81	0.841	10:53:19.476
7 -	50.370	27.225	1:17.595	91.81	0.834	10:54:37.071
8 -	50.292	27.322	1:17.614	91.79	0.853	10:55:54.685
9 -	50.289	27.283	1:17.572	91.84	0.811	10:57:12.257
10 -	49.915	26.846	1:16.761 (1)	92.81		10:58:29.018

P3 13		Doug EDMONDSON		Yamaha TZR250 - Stan Stephens Tuning		
IDEAL LAP TIME : 1:17.330		BEST LAP TIME : 1:17.330		DIFFERENCE : 0.000		
LAP	SECTOR 1	SECTOR 2	LAP TIME	MPH	DIFF	TIME OF DAY
1 -		27.728	1:22.526	86.33	5.196	10:46:53.855
2 -	49.977	27.353	1:17.330 (1)	92.13		10:48:11.185
3 -	50.872	27.358	1:18.230	91.07	0.900	10:49:29.415
4 -	50.431	27.354	1:17.785 (2)	91.59	0.455	10:50:47.200
5 -	50.506	27.425	1:17.931	91.42	0.601	10:52:05.131
6 -	50.664	27.724	1:18.388	90.88	1.058	10:53:23.519
7 -	50.381	27.466	1:17.847 (3)	91.52	0.517	10:54:41.366
8 -	50.871	27.452	1:18.323	90.96	0.993	10:55:59.689
9 -	50.573	27.366	1:17.939	91.41	0.609	10:57:17.628
10 -	50.808	27.799	1:18.607	90.63	1.277	10:58:36.235

P4 74		Paul WHITBY		Yamaha TZR250 - Greybridge Ltd		
IDEAL LAP TIME : 1:18.534		BEST LAP TIME : 1:18.725		DIFFERENCE : 0.191		
LAP	SECTOR 1	SECTOR 2	LAP TIME	MPH	DIFF	TIME OF DAY
1 -		27.947	1:23.124	85.71	4.399	10:46:54.453
2 -	50.935	27.790	1:18.725 (1)	90.50		10:48:13.178
3 -	51.289	28.436	1:19.725	89.36	1.000	10:49:32.903
4 -	51.843	27.941	1:19.784	89.29	1.059	10:50:52.687
5 -	52.060	27.831	1:19.891	89.17	1.166	10:52:12.578
6 -	51.494	27.599	1:19.093 (2)	90.07	0.368	10:53:31.671
7 -	52.131	28.406	1:20.537	88.46	1.812	10:54:52.208
8 -	51.564	28.312	1:19.876	89.19	1.151	10:56:12.084
9 -	51.987	27.883	1:19.870	89.20	1.145	10:57:31.954
10 -	51.437	27.876	1:19.313 (3)	89.82	0.588	10:58:51.267

BMCRC - MRO Championships 2023 - Rnd 4 @ Donington Park

DFDS Yamaha Past Masters

RACE 5 - SECTOR ANALYSIS



SECTOR 1 = FL to I1, SECTOR 2 = I1 to FL, DIFF = Difference To Personal Best Lap, P = Crossed Finish Line in Pit Lane, D = Time Disallowed

P5 61 Paul WELCH		Yamaha TZR250 -				
IDEAL LAP TIME : 1:18.511		BEST LAP TIME : 1:18.757		DIFFERENCE : 0.246		
LAP	SECTOR 1	SECTOR 2	LAP TIME	MPH	DIFF	TIME OF DAY
1 -		27.779	1:22.616	86.23	3.859	10:46:53.945
2 -	50.798	27.959	1:18.757 (1)	90.46		10:48:12.702
3 -	51.769	28.052	1:19.821	89.25	1.064	10:49:32.523
4 -	52.030	28.300	1:20.330	88.69	1.573	10:50:52.853
5 -	52.006	27.801	1:19.807	89.27	1.050	10:52:12.660
6 -	51.477	27.713	1:19.190 (2)	89.96	0.433	10:53:31.850
7 -	51.543	28.142	1:19.685 (3)	89.41	0.928	10:54:51.535
8 -	52.056	28.546	1:20.602	88.39	1.845	10:56:12.137
9 -	51.770	28.178	1:19.948	89.11	1.191	10:57:32.085
10 -	51.275	28.483	1:19.758	89.32	1.001	10:58:51.843

P6 22 Rik BALLERINI		Yamaha TZR250 - SCLS LTD, CAMBRIDGE MC, GECKO RACI				
IDEAL LAP TIME : 1:19.098		BEST LAP TIME : 1:19.228		DIFFERENCE : 0.130		
LAP	SECTOR 1	SECTOR 2	LAP TIME	MPH	DIFF	TIME OF DAY
1 -		29.299	1:24.907	83.91	5.679	10:46:56.236
2 -	51.223	28.005	1:19.228 (1)	89.92		10:48:15.464
3 -	51.735	27.875	1:19.610 (3)	89.49	0.382	10:49:35.074
4 -	51.257	28.173	1:19.430 (2)	89.69	0.202	10:50:54.504
5 -	51.702	27.985	1:19.687	89.40	0.459	10:52:14.191
6 -	52.171	28.123	1:20.294	88.73	1.066	10:53:34.485
7 -	52.160	28.909	1:21.069	87.88	1.841	10:54:55.554
8 -	52.143	28.264	1:20.407	88.60	1.179	10:56:15.961
9 -	52.015	28.431	1:20.446	88.56	1.218	10:57:36.407
10 -	52.879	29.378	1:22.257	86.61	3.029	10:58:58.664

P7 57 Geoff MOOK		Yamaha TZR250 -				
IDEAL LAP TIME : 1:19.362		BEST LAP TIME : 1:19.401		DIFFERENCE : 0.039		
LAP	SECTOR 1	SECTOR 2	LAP TIME	MPH	DIFF	TIME OF DAY
1 -		28.062	1:24.035	84.78	4.634	10:46:55.364
2 -	51.608	27.793	1:19.401 (1)	89.72		10:48:14.765
3 -	51.779	27.977	1:19.756 (2)	89.33	0.355	10:49:34.521
4 -	51.569	28.548	1:20.117	88.92	0.716	10:50:54.638
5 -	51.902	27.964	1:19.866 (3)	89.20	0.465	10:52:14.504
6 -	51.961	28.234	1:20.195	88.84	0.794	10:53:34.699
7 -	52.087	28.695	1:20.782	88.19	1.381	10:54:55.481
8 -	54.174	28.964	1:23.138	85.69	3.737	10:56:18.619
9 -	52.664	28.261	1:20.925	88.04	1.524	10:57:39.544
10 -	52.302	28.719	1:21.021	87.93	1.620	10:59:00.565

P8 28 Liam McCARTER		Yamaha TZR250 - Katie McCarter				
IDEAL LAP TIME : 1:21.023		BEST LAP TIME : 1:21.248		DIFFERENCE : 0.225		
LAP	SECTOR 1	SECTOR 2	LAP TIME	MPH	DIFF	TIME OF DAY
1 -		28.708	1:26.470	82.39	5.222	10:46:57.799
2 -	53.750	28.442	1:22.192	86.68	0.944	10:48:19.991
3 -	53.273	28.510	1:21.783	87.11	0.535	10:49:41.774
4 -	53.314	28.366	1:21.680	87.22	0.432	10:51:03.454
5 -	53.284	28.331	1:21.615	87.29	0.367	10:52:25.069
6 -	53.030	28.279	1:21.309 (2)	87.62	0.061	10:53:46.378
7 -	53.188	28.376	1:21.564	87.35	0.316	10:55:07.942
8 -	52.844	28.404	1:21.248 (1)	87.69		10:56:29.190
9 -	53.248	28.179	1:21.427 (3)	87.49	0.179	10:57:50.617
10 -	53.147	28.837	1:21.984	86.90	0.736	10:59:12.601

BMCRC - MRO Championships 2023 - Rnd 4 @ Donington Park

DFDS Yamaha Past Masters

RACE 5 - SECTOR ANALYSIS



SECTOR 1 = FL to I1, SECTOR 2 = I1 to FL, DIFF = Difference To Personal Best Lap, P = Crossed Finish Line in Pit Lane, D = Time Disallowed

P9 8		David BALL		Yamaha TZR250 - Gardiner Page and Roe pension consultants			
IDEAL LAP TIME : 1:21.357		BEST LAP TIME : 1:21.357		DIFFERENCE : 0.000			
LAP	SECTOR 1	SECTOR 2	LAP TIME	MPH	DIFF	TIME OF DAY	
1 -		28.713	1:25.693	83.14	4.336	10:46:57.022	
2 -	53.249	28.795	1:22.044 (2)	86.83	0.687	10:48:19.066	
3 -	53.632	28.739	1:22.371	86.49	1.014	10:49:41.437	
4 -	53.950	28.759	1:22.709	86.14	1.352	10:51:04.146	
5 -	53.038	28.319	1:21.357 (1)	87.57		10:52:25.503	
6 -	53.038	30.329	1:23.367	85.46	2.010	10:53:48.870	
7 -	53.104	29.493	1:22.597	86.25	1.240	10:55:11.467	
8 -	53.394	28.669	1:22.063 (3)	86.81	0.706	10:56:33.530	
9 -	53.369	29.870	1:23.239	85.59	1.882	10:57:56.769	
10 -	53.464	29.176	1:22.640	86.21	1.283	10:59:19.409	

P10 27		Richard HAYWARD		Yamaha TZR250 - GForce/Hayward R Ltd/SnapOn			
IDEAL LAP TIME : 1:21.380		BEST LAP TIME : 1:21.588		DIFFERENCE : 0.208			
LAP	SECTOR 1	SECTOR 2	LAP TIME	MPH	DIFF	TIME OF DAY	
1 -		28.889	1:26.125	82.72	4.537	10:46:57.454	
2 -	53.459	28.883	1:22.342	86.52	0.754	10:48:19.796	
3 -	53.625	29.014	1:22.639	86.21	1.051	10:49:42.435	
4 -	53.138	28.876	1:22.014 (3)	86.87	0.426	10:51:04.449	
5 -	52.904	28.684	1:21.588 (1)	87.32		10:52:26.037	
6 -	52.696	30.004	1:22.700	86.15	1.112	10:53:48.737	
7 -	53.402	29.291	1:22.693	86.15	1.105	10:55:11.430	
8 -	53.927	28.902	1:22.829	86.01	1.241	10:56:34.259	
9 -	52.836	28.782	1:21.618 (2)	87.29	0.030	10:57:55.877	
10 -	54.057	29.557	1:23.614	85.20	2.026	10:59:19.491	

P11 4		Denis HALIL		Yamaha TZR250 - D & A AUTOS			
IDEAL LAP TIME : 1:21.788		BEST LAP TIME : 1:21.949		DIFFERENCE : 0.161			
LAP	SECTOR 1	SECTOR 2	LAP TIME	MPH	DIFF	TIME OF DAY	
1 -		28.531	1:26.918	81.96	4.969	10:46:58.247	
2 -	53.589	28.459	1:22.048 (3)	86.83	0.099	10:48:20.295	
3 -	53.329	28.920	1:22.249	86.62	0.300	10:49:42.544	
4 -	53.479	28.514	1:21.993 (2)	86.89	0.044	10:51:04.537	
5 -	53.339	28.610	1:21.949 (1)	86.93		10:52:26.486	
6 -	53.372	29.344	1:22.716	86.13	0.767	10:53:49.202	
7 -	53.479	28.783	1:22.262	86.60	0.313	10:55:11.464	
8 -	54.229	28.706	1:22.935	85.90	0.986	10:56:34.399	
9 -	53.367	29.142	1:22.509	86.34	0.560	10:57:56.908	
10 -	53.451	29.244	1:22.695	86.15	0.746	10:59:19.603	

P12 29		Derek CRIPPS		Yamaha TZR250 - Team FBR			
IDEAL LAP TIME : 1:21.600		BEST LAP TIME : 1:22.156		DIFFERENCE : 0.556			
LAP	SECTOR 1	SECTOR 2	LAP TIME	MPH	DIFF	TIME OF DAY	
1 -		29.305	1:29.188	79.88	7.032	10:47:00.517	
2 -	54.238	29.384	1:23.622	85.20	1.466	10:48:24.139	
3 -	54.364	28.761	1:23.125	85.70	0.969	10:49:47.264	
4 -	53.845	28.807	1:22.652	86.20	0.496	10:51:09.916	
5 -	54.126	28.922	1:23.048	85.78	0.892	10:52:32.964	
6 -	53.648	28.681	1:22.329 (2)	86.53	0.173	10:53:55.293	
7 -	53.724	28.663	1:22.387 (3)	86.47	0.231	10:55:17.680	
8 -	53.617	28.539	1:22.156 (1)	86.72		10:56:39.836	
9 -	53.061	29.446	1:22.507	86.35	0.351	10:58:02.343	
10 -	53.465	29.019	1:22.484	86.37	0.328	10:59:24.827	

BMCR - MRO Championships 2023 - Rnd 4 @ Donington Park

DFDS Yamaha Past Masters

RACE 5 - SECTOR ANALYSIS



SECTOR 1 = FL to I1, SECTOR 2 = I1 to FL, DIFF = Difference To Personal Best Lap, P = Crossed Finish Line in Pit Lane, D = Time Disallowed

P13 72 C		John HAMILTON		Yamaha TZR250 - LW Racing			
IDEAL LAP TIME : 1:23.303		BEST LAP TIME : 1:23.623		DIFFERENCE : 0.320			
LAP	SECTOR 1	SECTOR 2	LAP TIME	MPH	DIFF	TIME OF DAY	
1 -		29.902	1:31.592	77.78	7.969	10:47:02.921	
2 -	54.617	29.096	1:23.713 (2)	85.10	0.090	10:48:26.634	
3 -	54.735	29.414	1:24.149	84.66	0.526	10:49:50.783	
4 -	55.223	29.289	1:24.512	84.30	0.889	10:51:15.295	
5 -	54.915	29.422	1:24.337	84.47	0.714	10:52:39.632	
6 -	54.529	29.330	1:23.859	84.95	0.236	10:54:03.491	
7 -	55.107	29.257	1:24.364	84.45	0.741	10:55:27.855	
8 -	54.826	29.027	1:23.853 (3)	84.96	0.230	10:56:51.708	
9 -	54.288	29.713	1:24.001	84.81	0.378	10:58:15.709	
10 -	54.276	29.347	1:23.623 (1)	85.19		10:59:39.332	

P14 34		Dave HARVIEK		Yamaha TZR250 2MA - HVK Performance Ltd			
IDEAL LAP TIME : 1:23.393		BEST LAP TIME : 1:23.794		DIFFERENCE : 0.401			
LAP	SECTOR 1	SECTOR 2	LAP TIME	MPH	DIFF	TIME OF DAY	
1 -		30.017	1:29.690	79.43	5.896	10:47:01.019	
2 -	54.834	29.757	1:24.591	84.22	0.797	10:48:25.610	
3 -	55.207	30.374	1:25.581	83.25	1.787	10:49:51.191	
4 -	55.433	29.609	1:25.042	83.77	1.248	10:51:16.233	
5 -	54.971	29.484	1:24.455	84.36	0.661	10:52:40.688	
6 -	54.456	29.338	1:23.794 (1)	85.02		10:54:04.482	
7 -	55.396	29.515	1:24.911	83.90	1.117	10:55:29.393	
8 -	54.782	29.849	1:24.631	84.18	0.837	10:56:54.024	
9 -	54.801	29.602	1:24.403 (3)	84.41	0.609	10:58:18.427	
10 -	54.055	29.747	1:23.802 (2)	85.01	0.008	10:59:42.229	

P15 333 C		Mark STUBBERFIELD		Yamaha TZR250 - Polished Concrete London			
IDEAL LAP TIME : 1:22.714		BEST LAP TIME : 1:23.560		DIFFERENCE : 0.846			
LAP	SECTOR 1	SECTOR 2	LAP TIME	MPH	DIFF	TIME OF DAY	
1 -		30.074	1:30.154	79.02	6.594	10:47:01.483	
2 -	54.736	29.737	1:24.473	84.34	0.913	10:48:25.956	
3 -	55.111	30.598	1:25.709	83.12	2.149	10:49:51.665	
4 -	54.822	29.004	1:23.826 (2)	84.99	0.266	10:51:15.491	
5 -	55.014	29.527	1:24.541	84.27	0.981	10:52:40.032	
6 -	54.723	29.166	1:23.889 (3)	84.92	0.329	10:54:03.921	
7 -	55.949	30.645	1:26.594	82.27	3.034	10:55:30.515	
8 -	54.791	29.623	1:24.414	84.40	0.854	10:56:54.929	
9 -	54.451	29.572	1:24.023	84.79	0.463	10:58:18.952	
10 -	53.710	29.850	1:23.560 (1)	85.26		10:59:42.512	

P16 162		Darren COOPER		Yamaha TZR250 - Twistgrip Motorcycles			
IDEAL LAP TIME : 1:22.893		BEST LAP TIME : 1:23.225		DIFFERENCE : 0.332			
LAP	SECTOR 1	SECTOR 2	LAP TIME	MPH	DIFF	TIME OF DAY	
1 -		31.207	1:32.837	76.74	9.612	10:47:04.166	
2 -	55.652	29.723	1:25.375	83.45	2.150	10:48:29.541	
3 -	55.191	29.790	1:24.981	83.83	1.756	10:49:54.522	
4 -	55.220	29.504	1:24.724	84.09	1.499	10:51:19.246	
5 -	54.888	29.352	1:24.240 (3)	84.57	1.015	10:52:43.486	
6 -	55.672	29.584	1:25.256	83.56	2.031	10:54:08.742	
7 -	55.255	29.672	1:24.927	83.89	1.702	10:55:33.669	
8 -	54.864	29.950	1:24.814	84.00	1.589	10:56:58.483	
9 -	54.175	29.050	1:23.225 (1)	85.60		10:58:21.708	
10 -	53.843	29.523	1:23.366 (2)	85.46	0.141	10:59:45.074	

BMCRC - MRO Championships 2023 - Rnd 4 @ Donington Park

DFDS Yamaha Past Masters

RACE 5 - SECTOR ANALYSIS



SECTOR 1 = FL to I1, SECTOR 2 = I1 to FL, DIFF = Difference To Personal Best Lap, P = Crossed Finish Line in Pit Lane, D = Time Disallowed

P17 43 C		Michael PINCHES		Yamaha TZR250 -		
IDEAL LAP TIME : 1:24.010		BEST LAP TIME : 1:24.153		DIFFERENCE : 0.143		
LAP	SECTOR 1	SECTOR 2	LAP TIME	MPH	DIFF	TIME OF DAY
1 -		29.815	1:32.465	77.05	8.312	10:47:03.794
2 -	55.095	29.731	1:24.826	83.99	0.673	10:48:28.620
3 -	55.184	29.462	1:24.646 (3)	84.16	0.493	10:49:53.266
4 -	55.378	29.468	1:24.846	83.97	0.693	10:51:18.112
5 -	55.529	29.621	1:25.150	83.67	0.997	10:52:43.262
6 -	55.415	29.610	1:25.025	83.79	0.872	10:54:08.287
7 -	55.452	29.587	1:25.039	83.78	0.886	10:55:33.326
8 -	55.468	29.477	1:24.945	83.87	0.792	10:56:58.271
9 -	55.025	29.256	1:24.281 (2)	84.53	0.128	10:58:22.552
10 -	54.754	29.399	1:24.153 (1)	84.66		10:59:46.705

P18 60 C		Danny GOUGH		Yamaha TZR250 - G Force Motorcycles		
IDEAL LAP TIME : 1:23.352		BEST LAP TIME : 1:23.639		DIFFERENCE : 0.287		
LAP	SECTOR 1	SECTOR 2	LAP TIME	MPH	DIFF	TIME OF DAY
1 -		30.028	1:30.821	78.44	7.182	10:47:02.150
2 -	56.111	29.446	1:25.557	83.27	1.918	10:48:27.707
3 -	55.650	30.313	1:25.963	82.88	2.324	10:49:53.670
4 -	55.883	29.377	1:25.260	83.56	1.621	10:51:18.930
5 -	56.016	29.561	1:25.577	83.25	1.938	10:52:44.507
6 -	55.635	29.414	1:25.049	83.77	1.410	10:54:09.556
7 -	55.239	29.888	1:25.127	83.69	1.488	10:55:34.683
8 -	55.115	29.357	1:24.472 (3)	84.34	0.833	10:56:59.155
9 -	55.034	28.972	1:24.006 (2)	84.81	0.367	10:58:23.161
10 -	54.380	29.259	1:23.639 (1)	85.18		10:59:46.800

P19 199 C		Michael FROST		Yamaha TZR250 -		
IDEAL LAP TIME : 1:24.730		BEST LAP TIME : 1:24.771		DIFFERENCE : 0.041		
LAP	SECTOR 1	SECTOR 2	LAP TIME	MPH	DIFF	TIME OF DAY
1 -		30.774	1:33.138	76.49	8.367	10:47:04.467
2 -	55.617	29.828	1:25.445	83.38	0.674	10:48:29.912
3 -	55.254	29.883	1:25.137 (2)	83.68	0.366	10:49:55.049
4 -	56.356	29.781	1:26.137	82.71	1.366	10:51:21.186
5 -	55.212	29.968	1:25.180 (3)	83.64	0.409	10:52:46.366
6 -	55.377	29.986	1:25.363	83.46	0.592	10:54:11.729
7 -	54.949	29.822	1:24.771 (1)	84.04		10:55:36.500
8 -	56.555	30.153	1:26.708	82.16	1.937	10:57:03.208
9 -	55.469	30.441	1:25.910	82.93	1.139	10:58:29.118

P20 73 C		Colvin TURNER		Yamaha TZR250 -		
IDEAL LAP TIME : 1:25.195		BEST LAP TIME : 1:25.916		DIFFERENCE : 0.721		
LAP	SECTOR 1	SECTOR 2	LAP TIME	MPH	DIFF	TIME OF DAY
1 -		29.738	1:31.068	78.23	5.152	10:47:02.397
2 -	56.940	29.517	1:26.457 (2)	82.40	0.541	10:48:28.854
3 -	55.678	30.238	1:25.916 (1)	82.92		10:49:54.770
4 -	56.444	30.080	1:26.524 (3)	82.34	0.608	10:51:21.294
5 -	57.248	31.058	1:28.306	80.68	2.390	10:52:49.600
6 -	57.799	30.977	1:28.776	80.25	2.860	10:54:18.376
7 -	58.118	30.067	1:28.185	80.79	2.269	10:55:46.561
8 -	57.181	29.949	1:27.130	81.77	1.214	10:57:13.691
9 -	56.497	30.331	1:26.828	82.05	0.912	10:58:40.519

BMCRRC - MRO Championships 2023 - Rnd 4 @ Donington Park

DFDS Yamaha Past Masters

RACE 5 - SECTOR ANALYSIS



SECTOR 1 = FL to I1, SECTOR 2 = I1 to FL, DIFF = Difference To Personal Best Lap, P = Crossed Finish Line in Pit Lane, D = Time Disallowed

P21 100 R		Duncan WILLIAMS		Yamaha TZR250 - www.ypmrc.co.uk		
IDEAL LAP TIME : 1:26.038		BEST LAP TIME : 1:26.144		DIFFERENCE : 0.106		
LAP	SECTOR 1	SECTOR 2	LAP TIME	MPH	DIFF	TIME OF DAY
1 -		30.446	1:34.075	75.73	7.931	10:47:05.404
2 -	56.367	30.910	1:27.277	81.63	1.133	10:48:32.681
3 -	56.883	30.174	1:27.057	81.83	0.913	10:49:59.738
4 -	55.955	30.189	1:26.144 (1)	82.70		10:51:25.882
5 -	56.312	30.373	1:26.685	82.19	0.541	10:52:52.567
6 -	56.042	30.564	1:26.606 (3)	82.26	0.462	10:54:19.173
7 -	56.648	30.652	1:27.300	81.61	1.156	10:55:46.473
8 -	57.478	30.841	1:28.319	80.66	2.175	10:57:14.792
9 -	55.864	30.599	1:26.463 (2)	82.40	0.319	10:58:41.255

P22 62 C		David PATERSON		Yamaha TZR250 - The love of a good woman		
IDEAL LAP TIME : 1:26.866		BEST LAP TIME : 1:26.866		DIFFERENCE : 0.000		
LAP	SECTOR 1	SECTOR 2	LAP TIME	MPH	DIFF	TIME OF DAY
1 -		30.163	1:33.461	76.23	6.595	10:47:04.790
2 -	57.658	29.763	1:27.421	81.49	0.555	10:48:32.211
3 -	58.204	30.400	1:28.604	80.40	1.738	10:50:00.815
4 -	57.567	30.260	1:27.827	81.12	0.961	10:51:28.642
5 -	57.360	31.241	1:28.601	80.41	1.735	10:52:57.243
6 -	57.373	30.151	1:27.524	81.40	0.658	10:54:24.767
7 -	57.122	29.744	1:26.866 (1)	82.01		10:55:51.633
8 -	57.156	30.136	1:27.292 (2)	81.61	0.426	10:57:18.925
9 -	57.201	30.115	1:27.316 (3)	81.59	0.450	10:58:46.241

P23 46 C		Kevin MARSHALL		Yamaha TZR250 - Stacey Processing		
IDEAL LAP TIME : 1:26.716		BEST LAP TIME : 1:26.716		DIFFERENCE : 0.000		
LAP	SECTOR 1	SECTOR 2	LAP TIME	MPH	DIFF	TIME OF DAY
1 -		30.447	1:34.647	75.27	7.931	10:47:05.976
2 -	57.185	30.371	1:27.556 (3)	81.37	0.840	10:48:33.532
3 -	57.646	30.181	1:27.827	81.12	1.111	10:50:01.359
4 -	57.256	30.439	1:27.695	81.24	0.979	10:51:29.054
5 -	57.415	30.316	1:27.731	81.21	1.015	10:52:56.785
6 -	56.870	29.846	1:26.716 (1)	82.16		10:54:23.501
7 -	57.215	30.028	1:27.243 (2)	81.66	0.527	10:55:50.744
8 -	57.826	30.648	1:28.474	80.52	1.758	10:57:19.218
9 -	57.739	30.213	1:27.952	81.00	1.236	10:58:47.170

P24 69 C		Mark ELLERAY		Yamaha TZR250 - Abbot Solutions Ltd		
IDEAL LAP TIME : 1:27.604		BEST LAP TIME : 1:27.613		DIFFERENCE : 0.009		
LAP	SECTOR 1	SECTOR 2	LAP TIME	MPH	DIFF	TIME OF DAY
1 -		30.600	1:35.012	74.98	7.399	10:47:06.341
2 -	57.033	30.654	1:27.687 (2)	81.25	0.074	10:48:34.028
3 -	57.371	31.095	1:28.466	80.53	0.853	10:50:02.494
4 -	57.017	30.596	1:27.613 (1)	81.31		10:51:30.107
5 -	57.056	31.211	1:28.267	80.71	0.654	10:52:58.374
6 -	57.008	30.948	1:27.956 (3)	81.00	0.343	10:54:26.330
7 -	57.290	31.484	1:28.774	80.25	1.161	10:55:55.104
8 -	58.533	32.018	1:30.551	78.68	2.938	10:57:25.655
9 -	57.789	31.063	1:28.852	80.18	1.239	10:58:54.507

BMCRC - MRO Championships 2023 - Rnd 4 @ Donington Park

DFDS Yamaha Past Masters

RACE 5 - SECTOR ANALYSIS



SECTOR 1 = FL to I1, SECTOR 2 = I1 to FL, DIFF = Difference To Personal Best Lap, P = Crossed Finish Line in Pit Lane, D = Time Disallowed

P25 53		Alan COATES		Yamaha TZR250 - Clarendon Motorcycles Hull		
IDEAL LAP TIME : 1:27.516		BEST LAP TIME : 1:27.729		DIFFERENCE : 0.213		
LAP	SECTOR 1	SECTOR 2	LAP TIME	MPH	DIFF	TIME OF DAY
1 -		31.621	1:37.381	73.16	9.652	10:47:08.710
2 -	58.295	31.509	1:29.804	79.33	2.075	10:48:38.514
3 -	58.219	31.478	1:29.697	79.43	1.968	10:50:08.211
4 -	57.765	31.248	1:29.013	80.04	1.284	10:51:37.224
5 -	57.003	31.009	1:28.012 (2)	80.95	0.283	10:53:05.236
6 -	57.379	31.314	1:28.693	80.32	0.964	10:54:33.929
7 -	56.826	30.903	1:27.729 (1)	81.21		10:56:01.658
8 -	57.142	31.011	1:28.153 (3)	80.82	0.424	10:57:29.811
9 -	56.613	32.432	1:29.045	80.01	1.316	10:58:58.856

P26 42 C		Martin PEARSON		Yamaha TZR250 -		
IDEAL LAP TIME : 1:30.770		BEST LAP TIME : 1:31.145		DIFFERENCE : 0.375		
LAP	SECTOR 1	SECTOR 2	LAP TIME	MPH	DIFF	TIME OF DAY
1 -		32.216	1:39.505	71.60	8.360	10:47:10.834
2 -	1:00.819	31.900	1:32.719	76.84	1.574	10:48:43.553
3 -	1:00.301	32.092	1:32.393	77.11	1.248	10:50:15.946
4 -	59.963	32.030	1:31.993	77.44	0.848	10:51:47.939
5 -	1:00.056	32.033	1:32.089	77.36	0.944	10:53:20.028
6 -	59.788	31.828	1:31.616 (2)	77.76	0.471	10:54:51.644
7 -	1:00.160	31.502	1:31.662 (3)	77.72	0.517	10:56:23.306
8 -	1:00.034	31.668	1:31.702	77.69	0.557	10:57:55.008
9 -	59.268	31.877	1:31.145 (1)	78.16		10:59:26.153

P27 36 C		Phil ZANUTTO		Yamaha TZR250 - Westend garage		
IDEAL LAP TIME : 1:29.988		BEST LAP TIME : 1:29.988		DIFFERENCE : 0.000		
LAP	SECTOR 1	SECTOR 2	LAP TIME	MPH	DIFF	TIME OF DAY
1 -		33.029	1:39.370	71.69	9.382	10:47:10.699
2 -	1:00.387	31.800	1:32.187	77.28	2.199	10:48:42.886
3 -	1:00.635	33.098	1:33.733	76.00	3.745	10:50:16.619
4 -	1:01.152	31.963	1:33.115	76.51	3.127	10:51:49.734
5 -	1:00.974	32.135	1:33.109	76.51	3.121	10:53:22.843
6 -	1:00.524	32.085	1:32.609	76.93	2.621	10:54:55.452
7 -	59.897	31.351	1:31.248 (2)	78.07	1.260	10:56:26.700
8 -	58.812	31.176	1:29.988 (1)	79.17		10:57:56.688
9 -	59.906	31.665	1:31.571 (3)	77.80	1.583	10:59:28.259

P28 77 C		Adam COLLINS		Yamaha TZR250 - 2 Cows Racing		
IDEAL LAP TIME : 1:31.436		BEST LAP TIME : 1:32.618		DIFFERENCE : 1.182		
LAP	SECTOR 1	SECTOR 2	LAP TIME	MPH	DIFF	TIME OF DAY
1 -		32.742	1:41.525	70.17	8.907	10:47:12.854
2 -	1:01.393	32.600	1:33.993	75.79	1.375	10:48:46.847
3 -	1:01.606	32.028	1:33.634	76.09	1.016	10:50:20.481
4 -	1:01.058	31.995	1:33.053	76.56	0.435	10:51:53.534
5 -	1:01.337	31.342	1:32.679 (2)	76.87	0.061	10:53:26.213
6 -	1:00.531	32.087	1:32.618 (1)	76.92		10:54:58.831
7 -	1:00.094	32.924	1:33.018 (3)	76.59	0.400	10:56:31.849
8 -	1:00.908	32.331	1:33.239	76.41	0.621	10:58:05.088
9 -	1:01.999	32.349	1:34.348	75.51	1.730	10:59:39.436

BMCRC - MRO Championships 2023 - Rnd 4 @ Donington Park

DFDS Yamaha Past Masters

RACE 5 - SECTOR ANALYSIS



SECTOR 1 = FL to I1, SECTOR 2 = I1 to FL, DIFF = Difference To Personal Best Lap, P = Crossed Finish Line in Pit Lane, D = Time Disallowed

P29 25 C		Stephen WIMBLE		Yamaha TZR250 - S.B.W Contractor			
IDEAL LAP TIME : 1:37.275		BEST LAP TIME : 1:37.372		DIFFERENCE : 0.097			
LAP	SECTOR 1	SECTOR 2	LAP TIME	MPH	DIFF	TIME OF DAY	
1 -		34.354	1:43.706	68.70	6.334	10:47:15.035	
2 -	1:04.388	34.582	1:38.970 (3)	71.98	1.598	10:48:54.005	
3 -	1:03.765	34.016	1:37.781 (2)	72.86	0.409	10:50:31.786	
4 -	1:03.862	33.510	1:37.372 (1)	73.16		10:52:09.158	
5 -	1:08.427	37.500	1:45.927	67.25	8.555	10:53:55.085	
6 -	1:05.380	34.843	1:40.223	71.08	2.851	10:55:35.308	
7 -	1:06.213	36.193	1:42.406	69.57	5.034	10:57:17.714	
8 -	1:06.791	34.702	1:41.493	70.19	4.121	10:58:59.207	

BMCRC - MRO Championships 2023 - Rnd 4 @ Donington Park

DFDS Yamaha Past Masters

RACE 5 - BEST SECTORS

SECTOR 1			SECTOR 2			IDEAL / BEST COMPARISON						
POS	NO	NAME	TIME	NO	NAME	TIME	POS	NO	NAME	IDEAL	BEST	DIFF
									PERFECT LAP	1:16.497		
1	51	WHOLEY	49.703	51	WHOLEY	26.794	1	51	WHOLEY	1:16.497	1:16.497	0.000
2	75	JOHNSON	49.751	75	JOHNSON	26.846	2	75	JOHNSON	1:16.597	1:16.761	0.164
3	13	EDMONDSON	49.977	13	EDMONDSON	27.353	3	13	EDMONDSON	1:17.330	1:17.330	0.000
4	61	WELCH	50.798	74	WHITBY	27.599	4	61	WELCH	1:18.511	1:18.757	0.246
5	74	WHITBY	50.935	61	WELCH	27.713	5	74	WHITBY	1:18.534	1:18.725	0.191
6	22	BALLERINI	51.223	57	MOOK	27.793	6	22	BALLERINI	1:19.098	1:19.228	0.130
7	57	MOOK	51.569	22	BALLERINI	27.875	7	57	MOOK	1:19.362	1:19.401	0.039
8	27	HAYWARD	52.696	28	McCARTER	28.179	8	28	McCARTER	1:21.023	1:21.248	0.225
9	28	McCARTER	52.844	8	BALL	28.319	9	8	BALL	1:21.357	1:21.357	0.000
10	8	BALL	53.038	4	HALIL	28.459	10	27	HAYWARD	1:21.380	1:21.588	0.208
11	29	CRIPPS	53.061	29	CRIPPS	28.539	11	29	CRIPPS	1:21.600	1:22.156	0.556
12	4	HALIL	53.329	27	HAYWARD	28.684	12	4	HALIL	1:21.788	1:21.949	0.161
13	333	STUBBERFIELD	53.710	60	GOUGH	28.972	13	333	STUBBERFIELD	1:22.714	1:23.560	0.846
14	162	COOPER	53.843	333	STUBBERFIELD	29.004	14	162	COOPER	1:22.893	1:23.225	0.332
15	34	HARVIEK	54.055	72	HAMILTON	29.027	15	72	HAMILTON	1:23.303	1:23.623	0.320
16	72	HAMILTON	54.276	162	COOPER	29.050	16	60	GOUGH	1:23.352	1:23.639	0.287
17	60	GOUGH	54.380	43	PINCHES	29.256	17	34	HARVIEK	1:23.393	1:23.794	0.401
18	43	PINCHES	54.754	34	HARVIEK	29.338	18	43	PINCHES	1:24.010	1:24.153	0.143
19	199	FROST	54.949	73	TURNER	29.517	19	199	FROST	1:24.730	1:24.771	0.041
20	73	TURNER	55.678	62	PATERSON	29.744	20	73	TURNER	1:25.195	1:25.916	0.721
21	100	WILLIAMS	55.864	199	FROST	29.781	21	100	WILLIAMS	1:26.038	1:26.144	0.106
22	53	COATES	56.613	46	MARSHALL	29.846	22	46	MARSHALL	1:26.716	1:26.716	0.000
23	46	MARSHALL	56.870	100	WILLIAMS	30.174	23	62	PATERSON	1:26.866	1:26.866	0.000
24	69	ELLERAY	57.008	69	ELLERAY	30.596	24	53	COATES	1:27.516	1:27.729	0.213
25	62	PATERSON	57.122	53	COATES	30.903	25	69	ELLERAY	1:27.604	1:27.613	0.009
26	36	ZANUTTO	58.812	36	ZANUTTO	31.176	26	36	ZANUTTO	1:29.988	1:29.988	0.000
27	42	PEARSON	59.268	77	COLLINS	31.342	27	42	PEARSON	1:30.770	1:31.145	0.375
28	77	COLLINS	1:00.094	42	PEARSON	31.502	28	77	COLLINS	1:31.436	1:32.618	1.182
29	25	WIMBLE	1:03.765	25	WIMBLE	33.510	29	25	WIMBLE	1:37.275	1:37.372	0.097

BMCRC - MRO Championships 2023 - Rnd 4 @ Donington Park

DFDS Yamaha Past Masters

RACE 5 - STATISTICS

Competitors Started 29
Planned Start 2023-06-04 @ 10:45:00.000
Actual Start 2023-06-04 @ 10:45:31.328
Finish Time 2023-06-04 @ 10:58:28.800
Track Length 1.9790mi.
Total Laps 278
Total Distance Covered 550.1806mi.

Session Fastest Lap History

NO	CL	NAME	LAP TIME	TIME OF DAY	LAP	VEHICLE
75		Anthony JOHNSON	1:17.057	10:48:09.715	2	Yamaha TZR250
51		Kevin WHOLEY	1:16.927	10:48:09.932	2	Yamaha TZR250
51		Kevin WHOLEY	1:16.497	10:50:43.786	4	Yamaha TZR250

Session Leader History

NO	CL	NAME	FROM LAP	LAPS LED	DISTANCE	VEHICLE
75		Anthony JOHNSON	1	3	5.89 miles	Yamaha TZR250
51		Kevin WHOLEY	4	7	13.85 miles	Yamaha TZR250

Flag History

TYPE	TIME OF DAY
GREEN	10:45:31.328
FINISH	10:58:28.800

Flag Statistics

TYPE	COUNT	TOTAL LAPS	TOTAL TIME
Green	1	10	14:40.181
Red	0	0	0.000
Safety Car	0	0	0.000
FCY	0	0	0.000

BMCRC - MRO Championships 2023 - Rnd 4 @ Donington Park

DFDS Yamaha Past Masters

RACE 5 - STATISTICS

CLASS :

15 Starters

Fastest Lap History

NO	NAME	LAP TIME	TIME OF DAY	LAP	VEHICLE
75	Anthony JOHNSON	1:17.057	10:48:09.715	2	Yamaha TZR250
51	Kevin WHOLEY	1:16.927	10:48:09.932	2	Yamaha TZR250
51	Kevin WHOLEY	1:16.497	10:50:43.786	4	Yamaha TZR250

Leader History

NO	NAME	FROM LAP	LAPS LED	DISTANCE	VEHICLE
75	Anthony JOHNSON	1	3	5.89 miles	Yamaha TZR250
51	Kevin WHOLEY	4	7	13.85 miles	Yamaha TZR250

BMCRC - MRO Championships 2023 - Rnd 4 @ Donington Park

DFDS Yamaha Past Masters

RACE 5 - STATISTICS

CLASS : C

13 Starters

Fastest Lap History

NO	NAME	LAP TIME	TIME OF DAY	LAP	VEHICLE
333	Mark STUBBERFIELD	1:24.473	10:48:25.965	2	Yamaha TZR250
72	John HAMILTON	1:23.713	10:48:26.661	2	Yamaha TZR250
72	John HAMILTON	1:23.623	10:59:39.360	10	Yamaha TZR250
333	Mark STUBBERFIELD	1:23.560	10:59:42.521	10	Yamaha TZR250

Leader History

NO	NAME	FROM LAP	LAPS LED	DISTANCE	VEHICLE
333	Mark STUBBERFIELD	1	2	3.92 miles	Yamaha TZR250
72	John HAMILTON	3	8	15.83 miles	Yamaha TZR250

BMCRC - MRO Championships 2023 - Rnd 4 @ Donington Park

DFDS Yamaha Past Masters

RACE 5 - STATISTICS

CLASS : R

1 Starters

Fastest Lap History

NO	NAME	LAP TIME	TIME OF DAY	LAP	VEHICLE
100	Duncan WILLIAMS	1:27.277	10:48:32.693	2	Yamaha TZR250
100	Duncan WILLIAMS	1:27.057	10:49:59.750	3	Yamaha TZR250
100	Duncan WILLIAMS	1:26.144	10:51:25.895	4	Yamaha TZR250

Leader History

NO	NAME	FROM LAP	LAPS LED	DISTANCE	VEHICLE
100	Duncan WILLIAMS	1	9	17.77 miles	Yamaha TZR250

BMCRC - MRO Championships 2023 - Rnd 4 @ Donington Park
DFDS Yamaha Past Masters
RACE 16 - GRID (10 Laps)

ROW 12				34	26 Damian LEE				
ROW 11		33	65 Nigel TERRY	32	47 Roy ALDERSLADE	31	88 Michael STANLEY		
ROW 10	30	7 Peter FISHWICK	1:37.372	29	25 Stephen WIMBLE	1:32.618	28	77 Adam COLLINS	
ROW 9		27	42 Martin PEARSON	1:31.145	26	36 Phil ZANUTTO	1:29.988	25	53 Alan COATES
ROW 8	24	69 Mark ELLERAY	1:27.613	23	62 David PATERSON	1:26.866	22	46 Kevin MARSHALL	
ROW 7		21	100 Duncan WILLIAMS	1:26.144	20	73 Colvin TURNER	1:25.916	19	199 Michael FROST
ROW 6	18	43 Michael PINCHES	1:24.153	17	34 Dave HARVIEK	1:23.794	16	60 Danny GOUGH	
ROW 5		15	72 John HAMILTON	1:23.623	14	333 Mark STUBBERFIELD	1:23.560	13	162 Darren COOPER
ROW 4	12	29 Derek CRIPPS	1:22.156	11	4 Denis HALIL	1:21.949	10	27 Richard HAYWARD	
ROW 3		9	8 David BALL	1:21.357	8	28 Liam McCARTER	1:21.248	7	57 Geoff MOOK
ROW 2	6	22 Rik BALLERINI	1:19.228	5	61 Paul WELCH	1:18.757	4	74 Paul WHITBY	
ROW 1		3	13 Doug EDMONDSON	1:17.330	2	75 Anthony JOHNSON	1:16.761	1	51 Kevin WHOLEY
Pole									

Donington Park National: 1.9790 miles

These results are provisional until the conclusion of any judicial and technical matters.

Clerk Of Course :	Stewards :	Timekeeper : Richard Evans
-------------------	------------	----------------------------

 Results can be found at www.tsl-timing.com

Printed - 11:02 Sunday, 04 June 2023



BMCRC - MRO Championships 2023 - Rnd 4 @ Donington Park
DFDS Yamaha Past Masters
RACE 16 - CLASSIFICATION

POS	NO	CL	PIC NAME	ENTRY	LAPS	TIME	GAP	DIFF	MPH	BEST	ON
1	51		1 Kevin WHOLEY	Yamaha TZR250 - Twistgrip Motorcycles	7	9:09.092			90.57	1:17.585	6
2	13		2 Doug EDMONDSON	Yamaha TZR250 - Stan Stephens Tuning	7	9:09.393	0.301	0.301	90.52	1:17.332	6
3	74		3 Paul WHITBY	Yamaha TZR250 - Greybridge Ltd	7	9:16.616	7.524	7.223	89.35	1:18.437	5
4	75		4 Anthony JOHNSON	Yamaha TZR250 - Paul Toland / INTA MOTORCYCL	7	9:16.946	7.854	0.330	89.30	1:18.491	2
5	61		5 Paul WELCH	Yamaha TZR250 -	7	9:22.436	13.344	5.490	88.42	1:18.552	5
6	22		6 Rik BALLERINI	Yamaha TZR250 - SCLS LTD, CAMBRIDGE MC, Gf	7	9:30.822	21.730	8.386	87.13	1:20.235	3
7	57		7 Geoff MOOK	Yamaha TZR250 -	7	9:31.429	22.337	0.607	87.03	1:20.204	3
8	28		8 Liam McCARTER	Yamaha TZR250 - Katie McCarter	7	9:31.639	22.547	0.210	87.00	1:19.967	2
9	27		9 Richard HAYWARD	Yamaha TZR250 - GForce/Hayward R Ltd/SnapOn	7	9:36.588	27.496	4.949	86.25	1:20.758	2
10	4	10	10 Denis HALIL	Yamaha TZR250 - D & A AUTOS	7	9:46.598	37.506	10.010	84.78	1:22.590	5
11	29	11	11 Derek CRIPPS	Yamaha TZR250 - Team FBR	7	9:46.879	37.787	0.281	84.74	1:22.640	3
12	72	C	1 John HAMILTON	Yamaha TZR250 - LW Racing	7	9:55.160	46.068	8.281	83.56	1:23.458	5
13	333	C	2 Mark STUBBERFIELD	Yamaha TZR250 - Polished Concrete London	7	9:55.460	46.368	0.300	83.52	1:23.701	6
14	60	C	3 Danny GOUGH	Yamaha TZR250 - G Force Motorcycles	7	9:55.792	46.700	0.332	83.47	1:23.816	7
15	162	12	12 Darren COOPER	Yamaha TZR250 - Twistgrip Motorcycles	7	9:56.597	47.505	0.805	83.36	1:24.045	6
16	34	13	13 Dave HARVIEK	Yamaha TZR250 2MA - HVK Performance Ltd	7	10:04.109	55.017	7.512	82.32	1:24.928	3
17	43	C	4 Michael PINCHES	Yamaha TZR250 -	7	10:08.446	59.354	4.337	81.74	1:25.248	4
18	199	C	5 Michael FROST	Yamaha TZR250 -	7	10:09.045	59.953	0.599	81.66	1:25.681	2
19	46	C	6 Kevin MARSHALL	Yamaha TZR250 - Stacey Processing	7	10:09.545	1:00.453	0.500	81.59	1:25.615	7
20	100	R	1 Duncan WILLIAMS	Yamaha TZR250 - www.ypmrc.co.uk	7	10:10.480	1:01.388	0.935	81.47	1:25.526	4
21	62	C	7 David PATERSON	Yamaha TZR250 - The love of a good woman	7	10:38.079	1:28.987	27.599	77.94	1:28.997	2
22	42	C	8 Martin PEARSON	Yamaha TZR250 -	6	9:14.855	1 Lap	1 Lap	76.79	1:30.936	2
23	25	C	9 Stephen WIMBLE	Yamaha TZR250 - S.B.W Contractor	6	9:46.005	1 Lap	31.150	72.71	1:35.591	4

NOT CLASSIFIED

DNF	77	C	Adam COLLINS	Yamaha TZR250 - 2 Cows Racing	1	1:59.967	6 Laps	5 Laps	58.25
-----	----	---	--------------	-------------------------------	---	----------	--------	--------	-------

NOT STARTED

NS	73	C	Colvin TURNER	Yamaha TZR250 -
NS	69	C	Mark ELLERAY	Yamaha TZR250 - Abbot Solutions Ltd
NS	53		Alan COATES	Yamaha TZR250 - Clarendon Motorcycles Hull

FASTEST LAP

13	Doug EDMONDSON	Yamaha TZR250 - Stan Stephens Tuning	6	1:17.332	92.13 mph	148.26 kph
72	John HAMILTON	Yamaha TZR250 - LW Racing	5	1:23.458	85.36 mph	137.38 kph
100	Duncan WILLIAMS	Yamaha TZR250 - www.ypmrc.co.uk	4	1:25.526	83.30 mph	134.06 kph

Class - 92.5% of Race Speed = 83.77 mph
 Class C - 92.5% of Race Speed = 77.29 mph
 Class R - 92.5% of Race Speed = 75.35 mph

Weather / Track : Sunny / Dry
These results are provisional until the conclusion of any judicial and technical matters.

Race Distance: 7 Laps / 13.85 miles
 Donington Park National: 1.9790 miles
 Date: 04/06/2023 Start: 15:14 Finish: 15:23

Clerk Of Course :	Stewards :	Timekeeper : Richard Evans
-------------------	------------	----------------------------

 Results can be found at www.tsl-timing.com

Printed - 15:24 Sunday, 04 June 2023



BMCRC - MRO Championships 2023 - Rnd 4 @ Donington Park

DFDS Yamaha Past Masters

RACE 16 - LAP CHART

LAP 1 @ 15:15:28.058

NO	BEHIND	LAP TIME
13		1:22.029
51	0.090	1:22.119
75	0.715	1:22.744
61	1.088	1:23.117
74	1.688	1:23.717
22	2.369	1:24.398
57	2.734	1:24.763
28	3.399	1:25.428
27	3.751	1:25.780
4	4.995	1:27.024
29	6.358	1:28.387
333	6.866	1:28.895
72	7.369	1:29.398
60	7.740	1:29.769
162	8.547	1:30.576
34	10.465	1:32.494
199	10.789	1:32.818
46	11.418	1:33.447
62	11.707	1:33.736
43	12.686	1:34.715
100	13.270	1:35.299
42	15.335	1:37.364
25	20.640	1:42.669
77	37.938	1:59.967 P

LAP 2 @ 15:16:46.262

NO	BEHIND	LAP TIME
51		1:18.114
13	0.359	1:18.563
75	1.002	1:18.491
74	1.998	1:18.514
61	3.057	1:20.173
22	4.402	1:20.237
57	4.826	1:20.296
28	5.162	1:19.967
27	6.305	1:20.758
4	9.749	1:22.958
29	11.310	1:23.156
333	12.726	1:24.064
72	13.287	1:24.122
60	13.679	1:24.143
162	14.799	1:24.456
34	17.358	1:25.097
199	18.266	1:25.681
46	18.840	1:25.626
43	20.421	1:25.939
100	20.656	1:25.590
62	22.500	1:28.997
42	28.067	1:30.936
25	40.251	1:37.815

LAP 3 @ 15:18:04.272

NO	BEHIND	LAP TIME
51		1:18.010
13	1.014	1:18.665
75	1.998	1:19.006
74	3.332	1:19.344
61	4.092	1:19.045
22	6.627	1:20.235
57	7.020	1:20.204
28	7.616	1:20.464
27	9.947	1:21.652

Weather / Track : Sunny / Dry

Results can be found at www.tsl-timing.com

LAP 4 @ 15:19:22.277

NO	BEHIND	LAP TIME
4		1:23.953
29	15.940	1:22.640
72	19.795	1:24.518
333	19.798	1:25.082
60	20.180	1:24.511
162	21.303	1:24.514
34	24.276	1:24.928
199	26.359	1:26.103
46	26.808	1:25.978
43	28.178	1:25.767
100	28.700	1:26.054
62	33.888	1:29.398
42	41.214	1:31.157
25	58.902	1:36.661

LAP 5 @ 15:20:39.935

NO	BEHIND	LAP TIME
51		1:18.005
13	0.613	1:17.604
75	2.513	1:18.520
74	3.893	1:18.566
61	4.786	1:18.699
22	9.337	1:20.715
57	9.773	1:20.758
28	10.804	1:21.193
27	14.100	1:22.158
29	21.193	1:23.258
4	21.562	1:23.875
333	26.485	1:24.692
72	27.077	1:25.287
60	27.199	1:25.024
162	27.587	1:24.289
34	31.512	1:25.241
199	34.852	1:26.498
43	35.421	1:25.248
46	35.803	1:27.000
100	36.221	1:25.526
62	49.145	1:33.262
42	54.647	1:31.438
25	1:16.488	1:35.591

LAP 6 @ 15:21:57.520

NO	BEHIND	LAP TIME
51		1:17.658
13	0.690	1:17.735
75	3.775	1:18.920
74	4.672	1:18.437
61	5.680	1:18.552
22	13.536	1:21.857
57	13.929	1:21.814
28	14.181	1:21.035
27	18.234	1:21.792
4	26.494	1:22.590
29	26.781	1:23.246
72	32.877	1:23.458
333	33.355	1:24.528
60	34.047	1:24.506
162	34.408	1:24.479
34	39.019	1:25.165
43	43.129	1:25.366
199	43.344	1:26.150
46	43.807	1:25.662
100	44.743	1:26.180
62	1:01.331	1:29.844
42	1:08.389	1:31.400

LAP 6 @ 15:21:57.520

NO	BEHIND	LAP TIME
51		1:17.585
13	0.437	1:17.332
75	5.345	1:19.155
74	6.001	1:18.914
61	9.308	1:21.213
25	1 Lap	1:35.736
22	17.565	1:21.614
28	18.473	1:21.877
57	18.563	1:22.219
27	23.077	1:22.428
4	32.074	1:23.165
29	32.432	1:23.236
72	39.233	1:23.941
333	39.471	1:23.701
60	40.485	1:24.023
162	40.868	1:24.045
34	47.085	1:25.651
43	51.108	1:25.564
199	51.658	1:25.899
46	52.439	1:26.217
100	52.900	1:25.742
62	1:15.481	1:31.735

LAP 7 @ 15:23:15.121

NO	BEHIND	LAP TIME
51		1:17.601
13	0.301	1:17.465
42	1 Lap	1:32.560
74	7.524	1:19.124
75	7.854	1:20.110
61	13.344	1:21.637
22	21.730	1:21.766
57	22.337	1:21.375
28	22.547	1:21.675
27	27.496	1:22.020
25	1 Lap	1:37.533
4	37.506	1:23.033
29	37.787	1:22.956
72	46.068	1:24.436
333	46.368	1:24.498
60	46.700	1:23.816
162	47.505	1:24.238
34	55.017	1:25.533
43	59.354	1:25.847
199	59.953	1:25.896
46	1:00.453	1:25.615
100	1:01.388	1:26.089
62	1:28.987	1:31.107

Donington Park National: 1.9790 miles
Date: 04/06/2023 Start: 15:14 Finish: 15:23

Printed - 15:25 Sunday, 04 June 2023

BMCRC - MRO Championships 2023 - Rnd 4 @ Donington Park

DFDS Yamaha Past Masters

RACE 16 - POSITION CHART

No	Name	Lap Pos	Lap							
			1	2	3	4	5	6	7	
51	WHOLEY	1	13	51	51	51	51	51	51	51
75	JOHNSON	2	51	13	13	13	13	13	13	13
13	EDMONDSON	3	75	75	75	75	75	75	75	74
74	WHITBY	4	61	74	74	74	74	74	74	75
61	WELCH	5	74	61	61	61	61	61	61	61
22	BALLERINI	6	22	22	22	22	22	22	22	22
57	MOOK	7	57	57	57	57	57	28	57	57
28	McCARTER	8	28	28	28	28	28	28	57	28
27	HAYWARD	9	27	27	27	27	27	27	27	27
4	HALIL	10	4	4	4	29	4	4	4	4
29	CRIPPS	11	29	29	29	4	29	29	29	29
162	COOPER	12	333	333	72	333	72	72	72	72
333	STUBBERFIELD	13	72	72	333	72	333	333	333	333
72	HAMILTON	14	60	60	60	60	60	60	60	60
60	GOUGH	15	162	162	162	162	162	162	162	162
34	HARVIEK	16	34	34	34	34	34	34	34	34
43	PINCHES	17	199	199	199	199	43	43	43	43
199	FROST	18	46	46	46	43	199	199	199	199
73	TURNER	19	62	43	43	46	46	46	46	46
100	WILLIAMS	20	43	100	100	100	100	100	100	100
46	MARSHALL	21	100	62	62	62	62	62	62	62
62	PATERSON	22	42	42	42	42	42	42	42	42
69	ELLERAY	23	25	25	25	25	25	25	25	25
53	COATES	24	77							
42	PEARSON	25								
77	COLLINS	26								
25	WIMBLE	27								

BMCRC - MRO Championships 2023 - Rnd 4 @ Donington Park

DFDS Yamaha Past Masters

RACE 16 - SECTOR ANALYSIS



SECTOR 1 = FL to I1, SECTOR 2 = I1 to FL, DIFF = Difference To Personal Best Lap, P = Crossed Finish Line in Pit Lane, D = Time Disallowed

P1 51		Kevin WHOLEY		Yamaha TZR250 - Twistgrip Motorcycles		
IDEAL LAP TIME : 1:17.371		BEST LAP TIME : 1:17.585		DIFFERENCE : 0.214		
LAP	SECTOR 1	SECTOR 2	LAP TIME	MPH	DIFF	TIME OF DAY
1 -		27.319	1:22.119	86.75	4.534	15:15:28.148
2 -	50.815	27.299	1:18.114	91.20	0.529	15:16:46.262
3 -	50.939	27.071	1:18.010	91.32	0.425	15:18:04.272
4 -	50.629	27.376	1:18.005	91.33	0.420	15:19:22.277
5 -	50.501	27.157	1:17.658 (3)	91.74	0.073	15:20:39.935
6 -	50.300	27.285	1:17.585 (1)	91.83		15:21:57.520
7 -	50.382	27.219	1:17.601 (2)	91.81	0.016	15:23:15.121

P2 13		Doug EDMONDSON		Yamaha TZR250 - Stan Stephens Tuning		
IDEAL LAP TIME : 1:17.332		BEST LAP TIME : 1:17.332		DIFFERENCE : 0.000		
LAP	SECTOR 1	SECTOR 2	LAP TIME	MPH	DIFF	TIME OF DAY
1 -		27.476	1:22.029	86.85	4.697	15:15:28.058
2 -	51.118	27.445	1:18.563	90.68	1.231	15:16:46.621
3 -	51.170	27.495	1:18.665	90.56	1.333	15:18:05.286
4 -	50.194	27.410	1:17.604 (3)	91.80	0.272	15:19:22.890
5 -	50.285	27.450	1:17.735	91.65	0.403	15:20:40.625
6 -	50.084	27.248	1:17.332 (1)	92.13		15:21:57.957
7 -	50.111	27.354	1:17.465 (2)	91.97	0.133	15:23:15.422

P3 74		Paul WHITBY		Yamaha TZR250 - Greybridge Ltd		
IDEAL LAP TIME : 1:18.343		BEST LAP TIME : 1:18.437		DIFFERENCE : 0.094		
LAP	SECTOR 1	SECTOR 2	LAP TIME	MPH	DIFF	TIME OF DAY
1 -		27.822	1:23.717	85.10	5.280	15:15:29.746
2 -	50.915	27.599	1:18.514 (2)	90.74	0.077	15:16:48.260
3 -	51.648	27.696	1:19.344	89.79	0.907	15:18:07.604
4 -	51.048	27.518	1:18.566 (3)	90.68	0.129	15:19:26.170
5 -	50.825	27.612	1:18.437 (1)	90.83		15:20:44.607
6 -	51.319	27.595	1:18.914	90.28	0.477	15:22:03.521
7 -	51.456	27.668	1:19.124	90.04	0.687	15:23:22.645

P4 75		Anthony JOHNSON		Yamaha TZR250 - Paul Toland / INTA MOTORCYCLES		
IDEAL LAP TIME : 1:18.018		BEST LAP TIME : 1:18.491		DIFFERENCE : 0.473		
LAP	SECTOR 1	SECTOR 2	LAP TIME	MPH	DIFF	TIME OF DAY
1 -		27.649	1:22.744	86.10	4.253	15:15:28.773
2 -	50.576	27.915	1:18.491 (1)	90.77		15:16:47.264
3 -	51.564	27.442	1:19.006	90.17	0.515	15:18:06.270
4 -	50.836	27.684	1:18.520 (2)	90.73	0.029	15:19:24.790
5 -	51.037	27.883	1:18.920 (3)	90.27	0.429	15:20:43.710
6 -	51.241	27.914	1:19.155	90.00	0.664	15:22:02.865
7 -	51.913	28.197	1:20.110	88.93	1.619	15:23:22.975

P5 61		Paul WELCH		Yamaha TZR250 -		
IDEAL LAP TIME : 1:18.404		BEST LAP TIME : 1:18.552		DIFFERENCE : 0.148		
LAP	SECTOR 1	SECTOR 2	LAP TIME	MPH	DIFF	TIME OF DAY
1 -		27.610	1:23.117	85.71	4.565	15:15:29.146
2 -	52.460	27.713	1:20.173	88.86	1.621	15:16:49.319
3 -	51.449	27.596	1:19.045 (3)	90.13	0.493	15:18:08.364
4 -	51.055	27.644	1:18.699 (2)	90.53	0.147	15:19:27.063
5 -	50.808	27.744	1:18.552 (1)	90.69		15:20:45.615
6 -	53.104	28.109	1:21.213	87.72	2.661	15:22:06.828
7 -	53.166	28.471	1:21.637	87.27	3.085	15:23:28.465

BMCRC - MRO Championships 2023 - Rnd 4 @ Donington Park

DFDS Yamaha Past Masters

RACE 16 - SECTOR ANALYSIS



SECTOR 1 = FL to I1, SECTOR 2 = I1 to FL, DIFF = Difference To Personal Best Lap, P = Crossed Finish Line in Pit Lane, D = Time Disallowed

P6 22		Rik BALLERINI		Yamaha TZR250 - SCLS LTD, CAMBRIDGE MC, GECKO RACI		
IDEAL LAP TIME : 1:19.962		BEST LAP TIME : 1:20.235		DIFFERENCE : 0.273		
LAP	SECTOR 1	SECTOR 2	LAP TIME	MPH	DIFF	TIME OF DAY
1 -		28.310	1:24.398	84.41	4.163	15:15:30.427
2 -	52.155	28.082	1:20.237 (2)	88.79	0.002	15:16:50.664
3 -	51.880	28.355	1:20.235 (1)	88.79		15:18:10.899
4 -	52.110	28.605	1:20.715 (3)	88.26	0.480	15:19:31.614
5 -	53.151	28.706	1:21.857	87.03	1.622	15:20:53.471
6 -	52.841	28.773	1:21.614	87.29	1.379	15:22:15.085
7 -	53.108	28.658	1:21.766	87.13	1.531	15:23:36.851

P7 57		Geoff MOOK		Yamaha TZR250 -		
IDEAL LAP TIME : 1:19.944		BEST LAP TIME : 1:20.204		DIFFERENCE : 0.260		
LAP	SECTOR 1	SECTOR 2	LAP TIME	MPH	DIFF	TIME OF DAY
1 -		28.132	1:24.763	84.05	4.559	15:15:30.792
2 -	52.318	27.978	1:20.296 (2)	88.72	0.092	15:16:51.088
3 -	51.991	28.213	1:20.204 (1)	88.83		15:18:11.292
4 -	51.966	28.792	1:20.758 (3)	88.22	0.554	15:19:32.050
5 -	53.057	28.757	1:21.814	87.08	1.610	15:20:53.864
6 -	53.180	29.039	1:22.219	86.65	2.015	15:22:16.083
7 -	52.948	28.427	1:21.375	87.55	1.171	15:23:37.458

P8 28		Liam McCARTER		Yamaha TZR250 - Katie McCarter		
IDEAL LAP TIME : 1:19.967		BEST LAP TIME : 1:19.967		DIFFERENCE : 0.000		
LAP	SECTOR 1	SECTOR 2	LAP TIME	MPH	DIFF	TIME OF DAY
1 -		28.241	1:25.428	83.39	5.461	15:15:31.457
2 -	51.960	28.007	1:19.967 (1)	89.09		15:16:51.424
3 -	52.391	28.073	1:20.464 (2)	88.54	0.497	15:18:11.888
4 -	52.730	28.463	1:21.193	87.74	1.226	15:19:33.081
5 -	52.662	28.373	1:21.035 (3)	87.92	1.068	15:20:54.116
6 -	53.132	28.745	1:21.877	87.01	1.910	15:22:15.993
7 -	53.424	28.251	1:21.675	87.23	1.708	15:23:37.668

P9 27		Richard HAYWARD		Yamaha TZR250 - GForce/Hayward R Ltd/SnapOn		
IDEAL LAP TIME : 1:20.758		BEST LAP TIME : 1:20.758		DIFFERENCE : 0.000		
LAP	SECTOR 1	SECTOR 2	LAP TIME	MPH	DIFF	TIME OF DAY
1 -		28.445	1:25.780	83.05	5.022	15:15:31.809
2 -	52.633	28.125	1:20.758 (1)	88.22		15:16:52.567
3 -	53.241	28.411	1:21.652 (2)	87.25	0.894	15:18:14.219
4 -	53.627	28.531	1:22.158	86.71	1.400	15:19:36.377
5 -	53.090	28.702	1:21.792 (3)	87.10	1.034	15:20:58.169
6 -	53.940	28.488	1:22.428	86.43	1.670	15:22:20.597
7 -	53.401	28.619	1:22.020	86.86	1.262	15:23:42.617

P10 4		Denis HALIL		Yamaha TZR250 - D & A AUTOS		
IDEAL LAP TIME : 1:21.984		BEST LAP TIME : 1:22.590		DIFFERENCE : 0.606		
LAP	SECTOR 1	SECTOR 2	LAP TIME	MPH	DIFF	TIME OF DAY
1 -		28.574	1:27.024	81.86	4.434	15:15:33.053
2 -	53.720	29.238	1:22.958 (2)	85.88	0.368	15:16:56.011
3 -	54.800	29.153	1:23.953	84.86	1.363	15:18:19.964
4 -	54.809	29.066	1:23.875	84.94	1.285	15:19:43.839
5 -	53.410	29.180	1:22.590 (1)	86.26		15:21:06.429
6 -	54.184	28.981	1:23.165	85.66	0.575	15:22:29.594
7 -	54.262	28.771	1:23.033 (3)	85.80	0.443	15:23:52.627

BMCRC - MRO Championships 2023 - Rnd 4 @ Donington Park

DFDS Yamaha Past Masters

RACE 16 - SECTOR ANALYSIS



SECTOR 1 = FL to I1, SECTOR 2 = I1 to FL, DIFF = Difference To Personal Best Lap, P = Crossed Finish Line in Pit Lane, D = Time Disallowed

P11 29		Derek CRIPPS		Yamaha TZR250 - Team FBR		
IDEAL LAP TIME : 1:22.278		BEST LAP TIME : 1:22.640		DIFFERENCE : 0.362		
LAP	SECTOR 1	SECTOR 2	LAP TIME	MPH	DIFF	TIME OF DAY
1 -		28.735	1:28.387	80.60	5.747	15:15:34.416
2 -	54.292	28.864	1:23.156 (3)	85.67	0.516	15:16:57.572
3 -	53.677	28.963	1:22.640 (1)	86.21		15:18:20.212
4 -	54.219	29.039	1:23.258	85.57	0.618	15:19:43.470
5 -	53.543	29.703	1:23.246	85.58	0.606	15:21:06.716
6 -	54.323	28.913	1:23.236	85.59	0.596	15:22:29.952
7 -	54.130	28.826	1:22.956 (2)	85.88	0.316	15:23:52.908

P12 72 C		John HAMILTON		Yamaha TZR250 - LW Racing		
IDEAL LAP TIME : 1:23.458		BEST LAP TIME : 1:23.458		DIFFERENCE : 0.000		
LAP	SECTOR 1	SECTOR 2	LAP TIME	MPH	DIFF	TIME OF DAY
1 -		29.322	1:29.398	79.69	5.940	15:15:35.427
2 -	54.653	29.469	1:24.122 (3)	84.69	0.664	15:16:59.549
3 -	55.137	29.381	1:24.518	84.29	1.060	15:18:24.067
4 -	55.721	29.566	1:25.287	83.53	1.829	15:19:49.354
5 -	54.513	28.945	1:23.458 (1)	85.36		15:21:12.812
6 -	54.521	29.420	1:23.941 (2)	84.87	0.483	15:22:36.753
7 -	54.809	29.627	1:24.436	84.37	0.978	15:24:01.189

P13 333 C		Mark STUBBERFIELD		Yamaha TZR250 - Polished Concrete London		
IDEAL LAP TIME : 1:23.487		BEST LAP TIME : 1:23.701		DIFFERENCE : 0.214		
LAP	SECTOR 1	SECTOR 2	LAP TIME	MPH	DIFF	TIME OF DAY
1 -		29.085	1:28.895	80.14	5.194	15:15:34.924
2 -	54.700	29.364	1:24.064 (2)	84.75	0.363	15:16:58.988
3 -	55.382	29.700	1:25.082	83.73	1.381	15:18:24.070
4 -	55.116	29.576	1:24.692	84.12	0.991	15:19:48.762
5 -	54.688	29.840	1:24.528	84.28	0.827	15:21:13.290
6 -	54.402	29.299	1:23.701 (1)	85.12		15:22:36.991
7 -	54.704	29.794	1:24.498 (3)	84.31	0.797	15:24:01.489

P14 60 C		Danny GOUGH		Yamaha TZR250 - G Force Motorcycles		
IDEAL LAP TIME : 1:23.768		BEST LAP TIME : 1:23.816		DIFFERENCE : 0.048		
LAP	SECTOR 1	SECTOR 2	LAP TIME	MPH	DIFF	TIME OF DAY
1 -		29.061	1:29.769	79.36	5.953	15:15:35.798
2 -	55.191	28.952	1:24.143 (3)	84.67	0.327	15:16:59.941
3 -	55.430	29.081	1:24.511	84.30	0.695	15:18:24.452
4 -	55.674	29.350	1:25.024	83.79	1.208	15:19:49.476
5 -	55.218	29.288	1:24.506	84.30	0.690	15:21:13.982
6 -	54.888	29.135	1:24.023 (2)	84.79	0.207	15:22:38.005
7 -	54.936	28.880	1:23.816 (1)	85.00		15:24:01.821

P15 162		Darren COOPER		Yamaha TZR250 - Twistgrip Motorcycles		
IDEAL LAP TIME : 1:23.848		BEST LAP TIME : 1:24.045		DIFFERENCE : 0.197		
LAP	SECTOR 1	SECTOR 2	LAP TIME	MPH	DIFF	TIME OF DAY
1 -		29.432	1:30.576	78.65	6.531	15:15:36.605
2 -	54.999	29.457	1:24.456	84.35	0.411	15:17:01.061
3 -	54.765	29.749	1:24.514	84.30	0.469	15:18:25.575
4 -	54.859	29.430	1:24.289 (3)	84.52	0.244	15:19:49.864
5 -	55.253	29.226	1:24.479	84.33	0.434	15:21:14.343
6 -	54.962	29.083	1:24.045 (1)	84.77		15:22:38.388
7 -	55.120	29.118	1:24.238 (2)	84.57	0.193	15:24:02.626

BMCR - MRO Championships 2023 - Rnd 4 @ Donington Park

DFDS Yamaha Past Masters

RACE 16 - SECTOR ANALYSIS



SECTOR 1 = FL to I1, SECTOR 2 = I1 to FL, DIFF = Difference To Personal Best Lap, P = Crossed Finish Line in Pit Lane, D = Time Disallowed

P16 34		Dave HARVIEK		Yamaha TZR250 2MA - HVK Performance Ltd		
IDEAL LAP TIME : 1:24.751		BEST LAP TIME : 1:24.928		DIFFERENCE : 0.177		
LAP	SECTOR 1	SECTOR 2	LAP TIME	MPH	DIFF	TIME OF DAY
1 -		30.273	1:32.494	77.02	7.566	15:15:38.523
2 -	55.262	29.835	1:25.097 (2)	83.72	0.169	15:17:03.620
3 -	54.916	30.012	1:24.928 (1)	83.89		15:18:28.548
4 -	54.974	30.267	1:25.241	83.58	0.313	15:19:53.789
5 -	55.147	30.018	1:25.165 (3)	83.65	0.237	15:21:18.954
6 -	55.717	29.934	1:25.651	83.18	0.723	15:22:44.605
7 -	55.492	30.041	1:25.533	83.29	0.605	15:24:10.138

P17 43 C		Michael PINCHES		Yamaha TZR250 -		
IDEAL LAP TIME : 1:25.218		BEST LAP TIME : 1:25.248		DIFFERENCE : 0.030		
LAP	SECTOR 1	SECTOR 2	LAP TIME	MPH	DIFF	TIME OF DAY
1 -		30.445	1:34.715	75.22	9.467	15:15:40.744
2 -	55.971	29.968	1:25.939	82.90	0.691	15:17:06.683
3 -	56.044	29.723	1:25.767	83.06	0.519	15:18:32.450
4 -	55.548	29.700	1:25.248 (1)	83.57		15:19:57.698
5 -	55.696	29.670	1:25.366 (2)	83.45	0.118	15:21:23.064
6 -	55.747	29.817	1:25.564 (3)	83.26	0.316	15:22:48.628
7 -	55.991	29.856	1:25.847	82.99	0.599	15:24:14.475

P18 199 C		Michael FROST		Yamaha TZR250 -		
IDEAL LAP TIME : 1:25.424		BEST LAP TIME : 1:25.681		DIFFERENCE : 0.257		
LAP	SECTOR 1	SECTOR 2	LAP TIME	MPH	DIFF	TIME OF DAY
1 -		30.198	1:32.818	76.75	7.137	15:15:38.847
2 -	55.976	29.705	1:25.681 (1)	83.15		15:17:04.528
3 -	55.977	30.126	1:26.103	82.74	0.422	15:18:30.631
4 -	56.291	30.207	1:26.498	82.36	0.817	15:19:57.129
5 -	55.769	30.381	1:26.150	82.70	0.469	15:21:23.279
6 -	56.112	29.787	1:25.899 (3)	82.94	0.218	15:22:49.178
7 -	55.719	30.177	1:25.896 (2)	82.94	0.215	15:24:15.074

P19 46 C		Kevin MARSHALL		Yamaha TZR250 - Stacey Processing		
IDEAL LAP TIME : 1:25.300		BEST LAP TIME : 1:25.615		DIFFERENCE : 0.315		
LAP	SECTOR 1	SECTOR 2	LAP TIME	MPH	DIFF	TIME OF DAY
1 -		30.263	1:33.447	76.24	7.832	15:15:39.476
2 -	55.789	29.837	1:25.626 (2)	83.20	0.011	15:17:05.102
3 -	55.988	29.990	1:25.978	82.86	0.363	15:18:31.080
4 -	56.290	30.710	1:27.000	81.89	1.385	15:19:58.080
5 -	56.151	29.511	1:25.662 (3)	83.17	0.047	15:21:23.742
6 -	56.061	30.156	1:26.217	82.63	0.602	15:22:49.959
7 -	55.941	29.674	1:25.615 (1)	83.21		15:24:15.574

P20 100 R		Duncan WILLIAMS		Yamaha TZR250 - www.ypmrc.co.uk		
IDEAL LAP TIME : 1:25.184		BEST LAP TIME : 1:25.526		DIFFERENCE : 0.342		
LAP	SECTOR 1	SECTOR 2	LAP TIME	MPH	DIFF	TIME OF DAY
1 -		31.166	1:35.299	74.76	9.773	15:15:41.328
2 -	55.764	29.826	1:25.590 (2)	83.24	0.064	15:17:06.918
3 -	56.139	29.915	1:26.054	82.79	0.528	15:18:32.972
4 -	55.358	30.168	1:25.526 (1)	83.30		15:19:58.498
5 -	55.956	30.224	1:26.180	82.67	0.654	15:21:24.678
6 -	55.534	30.208	1:25.742 (3)	83.09	0.216	15:22:50.420
7 -	55.919	30.170	1:26.089	82.75	0.563	15:24:16.509

BMCRC - MRO Championships 2023 - Rnd 4 @ Donington Park

DFDS Yamaha Past Masters

RACE 16 - SECTOR ANALYSIS



SECTOR 1 = FL to I1, SECTOR 2 = I1 to FL, DIFF = Difference To Personal Best Lap, P = Crossed Finish Line in Pit Lane, D = Time Disallowed

P21 62 C		David PATERSON		Yamaha TZR250 - The love of a good woman			
IDEAL LAP TIME : 1:27.811		BEST LAP TIME : 1:28.997		DIFFERENCE : 1.186			
LAP	SECTOR 1	SECTOR 2	LAP TIME	MPH	DIFF	TIME OF DAY	
1 -		29.969	1:33.736	76.00	4.739	15:15:39.765	
2 -	57.842	31.155	1:28.997 (1)	80.05		15:17:08.762	
3 -	58.599	30.799	1:29.398 (2)	79.69	0.401	15:18:38.160	
4 -	1:01.529	31.733	1:33.262	76.39	4.265	15:20:11.422	
5 -	58.970	30.874	1:29.844 (3)	79.30	0.847	15:21:41.266	
6 -	1:00.251	31.484	1:31.735	77.66	2.738	15:23:13.001	
7 -	1:00.121	30.986	1:31.107	78.20	2.110	15:24:44.108	

P22 42 C		Martin PEARSON		Yamaha TZR250 -			
IDEAL LAP TIME : 1:30.859		BEST LAP TIME : 1:30.936		DIFFERENCE : 0.077			
LAP	SECTOR 1	SECTOR 2	LAP TIME	MPH	DIFF	TIME OF DAY	
1 -		31.486	1:37.364	73.17	6.428	15:15:43.393	
2 -	59.373	31.563	1:30.936 (1)	78.34		15:17:14.329	
3 -	59.508	31.649	1:31.157 (2)	78.15	0.221	15:18:45.486	
4 -	59.591	31.847	1:31.438	77.91	0.502	15:20:16.924	
5 -	59.793	31.607	1:31.400 (3)	77.95	0.464	15:21:48.324	
6 -	1:00.321	32.239	1:32.560	76.97	1.624	15:23:20.884	

P23 25 C		Stephen WIMBLE		Yamaha TZR250 - S.B.W Contractor			
IDEAL LAP TIME : 1:34.754		BEST LAP TIME : 1:35.591		DIFFERENCE : 0.837			
LAP	SECTOR 1	SECTOR 2	LAP TIME	MPH	DIFF	TIME OF DAY	
1 -		33.603	1:42.669	69.39	7.078	15:15:48.698	
2 -	1:04.632	33.183	1:37.815	72.83	2.224	15:17:26.513	
3 -	1:02.875	33.786	1:36.661 (3)	73.70	1.070	15:19:03.174	
4 -	1:02.752	32.839	1:35.591 (1)	74.53		15:20:38.765	
5 -	1:01.915	33.821	1:35.736 (2)	74.41	0.145	15:22:14.501	
6 -	1:03.648	33.885	1:37.533	73.04	1.942	15:23:52.034	

P24 77 C		Adam COLLINS		Yamaha TZR250 - 2 Cows Racing			
IDEAL LAP TIME :		BEST LAP TIME :		DIFFERENCE :			
LAP	SECTOR 1	SECTOR 2	LAP TIME	MPH	DIFF	TIME OF DAY	
1 -		IN PIT	1:59.967 P	59.38		15:16:05.996	

BMCRC - MRO Championships 2023 - Rnd 4 @ Donington Park

DFDS Yamaha Past Masters

RACE 16 - BEST SECTORS

SECTOR 1			SECTOR 2			IDEAL / BEST COMPARISON						
POS	NO	NAME	TIME	NO	NAME	TIME	POS	NO	NAME	IDEAL	BEST	DIFF
									PERFECT LAP	1:17.155		
1	13	EDMONDSON	50.084	51	WHOLEY	27.071	1	13	EDMONDSON	1:17.332	1:17.332	0.000
2	51	WHOLEY	50.300	13	EDMONDSON	27.248	2	51	WHOLEY	1:17.371	1:17.585	0.214
3	75	JOHNSON	50.576	75	JOHNSON	27.442	3	75	JOHNSON	1:18.018	1:18.491	0.473
4	61	WELCH	50.808	74	WHITBY	27.518	4	74	WHITBY	1:18.343	1:18.437	0.094
5	74	WHITBY	50.825	61	WELCH	27.596	5	61	WELCH	1:18.404	1:18.552	0.148
6	22	BALLERINI	51.880	57	MOOK	27.978	6	57	MOOK	1:19.944	1:20.204	0.260
7	28	McCARTER	51.960	28	McCARTER	28.007	7	22	BALLERINI	1:19.962	1:20.235	0.273
8	57	MOOK	51.966	22	BALLERINI	28.082	8	28	McCARTER	1:19.967	1:19.967	0.000
9	27	HAYWARD	52.633	27	HAYWARD	28.125	9	27	HAYWARD	1:20.758	1:20.758	0.000
10	4	HALIL	53.410	4	HALIL	28.574	10	4	HALIL	1:21.984	1:22.590	0.606
11	29	CRIPPS	53.543	29	CRIPPS	28.735	11	29	CRIPPS	1:22.278	1:22.640	0.362
12	333	STUBBERFIELD	54.402	60	GOUGH	28.880	12	72	HAMILTON	1:23.458	1:23.458	0.000
13	72	HAMILTON	54.513	72	HAMILTON	28.945	13	333	STUBBERFIELD	1:23.487	1:23.701	0.214
14	162	COOPER	54.765	162	COOPER	29.083	14	60	GOUGH	1:23.768	1:23.816	0.048
15	60	GOUGH	54.888	333	STUBBERFIELD	29.085	15	162	COOPER	1:23.848	1:24.045	0.197
16	34	HARVIEK	54.916	46	MARSHALL	29.511	16	34	HARVIEK	1:24.751	1:24.928	0.177
17	100	WILLIAMS	55.358	43	PINCHES	29.670	17	100	WILLIAMS	1:25.184	1:25.526	0.342
18	43	PINCHES	55.548	199	FROST	29.705	18	43	PINCHES	1:25.218	1:25.248	0.030
19	199	FROST	55.719	100	WILLIAMS	29.826	19	46	MARSHALL	1:25.300	1:25.615	0.315
20	46	MARSHALL	55.789	34	HARVIEK	29.835	20	199	FROST	1:25.424	1:25.681	0.257
21	62	PATERSON	57.842	62	PATERSON	29.969	21	62	PATERSON	1:27.811	1:28.997	1.186
22	42	PEARSON	59.373	42	PEARSON	31.486	22	42	PEARSON	1:30.859	1:30.936	0.077
23	25	WIMBLE	1:01.915	25	WIMBLE	32.839	23	25	WIMBLE	1:34.754	1:35.591	0.837
24							24	77	COLLINS			

BMCRC - MRO Championships 2023 - Rnd 4 @ Donington Park

DFDS Yamaha Past Masters

RACE 16 - STATISTICS

Competitors Started	24
Planned Start	2023-06-04 @ 15:10:00.000
Actual Start	2023-06-04 @ 15:14:06.029
Finish Time	2023-06-04 @ 15:23:15.120
Track Length	1.9790mi.
Total Laps	160
Total Distance Covered	316.6507mi.

Session Fastest Lap History

NO	CL	NAME	LAP TIME	TIME OF DAY	LAP	VEHICLE
51		Kevin WHOLEY	1:18.114	15:16:46.285	2	Yamaha TZR250
51		Kevin WHOLEY	1:18.010	15:18:04.297	3	Yamaha TZR250
51		Kevin WHOLEY	1:18.005	15:19:22.300	4	Yamaha TZR250
13		Doug EDMONDSON	1:17.604	15:19:22.890	4	Yamaha TZR250
51		Kevin WHOLEY	1:17.585	15:21:57.543	6	Yamaha TZR250
13		Doug EDMONDSON	1:17.332	15:21:57.965	6	Yamaha TZR250

Session Leader History

NO	CL	NAME	FROM LAP	LAPS LED	DISTANCE	VEHICLE
13		Doug EDMONDSON	1	1	1.94 miles	Yamaha TZR250
51		Kevin WHOLEY	2	6	11.87 miles	Yamaha TZR250

Flag History

TYPE	TIME OF DAY
GREEN	15:14:06.029
FINISH	15:23:15.120

Flag Statistics

TYPE	COUNT	TOTAL LAPS	TOTAL TIME
Green	1	7	10:43.996
Red	0	0	0.000
Safety Car	0	0	0.000
FCY	0	0	0.000

BMCRC - MRO Championships 2023 - Rnd 4 @ Donington Park

DFDS Yamaha Past Masters

RACE 16 - STATISTICS

CLASS :

13 Starters

Fastest Lap History

NO	NAME	LAP TIME	TIME OF DAY	LAP	VEHICLE
51	Kevin WHOLEY	1:18.114	15:16:46.285	2	Yamaha TZR250
51	Kevin WHOLEY	1:18.010	15:18:04.297	3	Yamaha TZR250
51	Kevin WHOLEY	1:18.005	15:19:22.300	4	Yamaha TZR250
13	Doug EDMONDSON	1:17.604	15:19:22.890	4	Yamaha TZR250
51	Kevin WHOLEY	1:17.585	15:21:57.543	6	Yamaha TZR250
13	Doug EDMONDSON	1:17.332	15:21:57.965	6	Yamaha TZR250

Leader History

NO	NAME	FROM LAP	LAPS LED	DISTANCE	VEHICLE
13	Doug EDMONDSON	1	1	1.94 miles	Yamaha TZR250
51	Kevin WHOLEY	2	6	11.87 miles	Yamaha TZR250

BMCRC - MRO Championships 2023 - Rnd 4 @ Donington Park

DFDS Yamaha Past Masters

RACE 16 - STATISTICS

CLASS : C

10 Starters

Fastest Lap History

NO	NAME	LAP TIME	TIME OF DAY	LAP	VEHICLE
333	Mark STUBBERFIELD	1:24.064	15:16:58.997	2	Yamaha TZR250
72	John HAMILTON	1:23.458	15:21:12.839	5	Yamaha TZR250

Leader History

NO	NAME	FROM LAP	LAPS LED	DISTANCE	VEHICLE
333	Mark STUBBERFIELD	1	2	3.92 miles	Yamaha TZR250
72	John HAMILTON	3	1	1.97 miles	Yamaha TZR250
333	Mark STUBBERFIELD	4	1	1.97 miles	Yamaha TZR250
72	John HAMILTON	5	3	5.93 miles	Yamaha TZR250

BMCRC - MRO Championships 2023 - Rnd 4 @ Donington Park

DFDS Yamaha Past Masters

RACE 16 - STATISTICS

CLASS : R

1 Starters

Fastest Lap History

NO	NAME	LAP TIME	TIME OF DAY	LAP	VEHICLE
100	Duncan WILLIAMS	1:25.590	15:17:06.930	2	Yamaha TZR250
100	Duncan WILLIAMS	1:25.526	15:19:58.510	4	Yamaha TZR250

Leader History

NO	NAME	FROM LAP	LAPS LED	DISTANCE	VEHICLE
100	Duncan WILLIAMS	1	7	13.81 miles	Yamaha TZR250