



BMCRC-MRO CHAMPIONSHIPS

2022

Round 9
Brands Hatch Indy
1st / 2nd October 2022



Timing & Results Provided by Timing Solutions Ltd

www.tsl-timing.com



illuminate~~e~~design

ILLUMINATE DESIGN 250 MZ & TAYMAR MOTORCYCLES BLUE HAZE GPF



BMCRC-MRO Championships - Round 9
Brands Hatch Indy
1st / 2nd October 2022



Timing & Results Provided by Timing Solutions Ltd

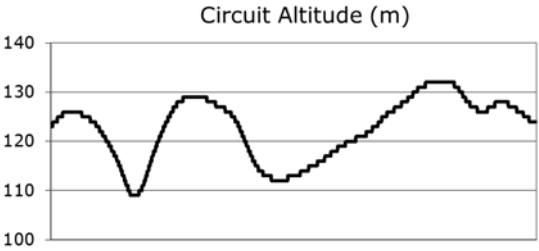
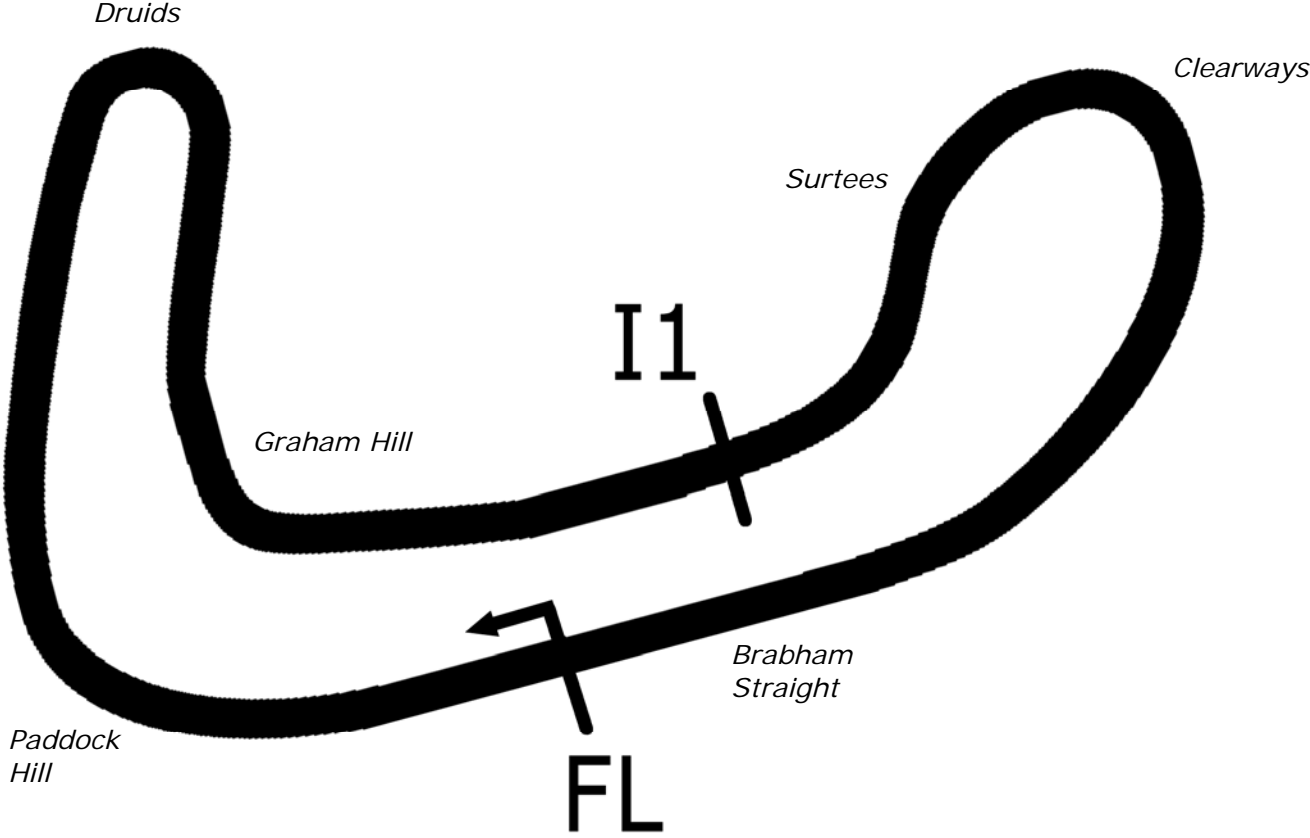
www.tsl-timing.com

Brands Hatch Indy



SPORTS TIMING

TIMING SOLUTIONS LTD



Length	1.2079 miles	1944.0 m	
FL		51.36032 N	0.26032 E
I1	1112m	51.35934 N	0.25955 E
Pit Entry	1669m	51.35911 N	0.25743 E
Pit Exit	26m after FL	51.36027 N	0.26078 E
Pit Entry–Pit Exit 277m, 16.6s @60kph, 12.4s @80kph			

BMCRC - MRO Championships 2022 - Rnd 9 @ Brands Hatch Indy

Illuminate Design 250MZs & Blue Haze GPF

QUALIFYING - CLASSIFICATION



POS	NO	CL	PIC NAME	ENTRY	TIME	ON	LAPS	GAP	DIFF	MPH
1	1	GPF	1 David ABRAHAM	Suzuki RG570 - Cambridge Motorcycles	59.858	4	7			72.64
2	26	GPF	2 Damian LEE	Yamaha TZR250 - Leed Autos	1:00.919	4	7	1.061	1.061	71.38
3	8	GPF	3 David BALL	Yamaha TZR250F3 - Gardiner Page and Roe pension c	1:00.988	2	7	1.130	0.069	71.30
4	57	GPF	4 Geoff MOOK	Yamaha TZR 250 -	1:01.050	4	7	1.192	0.062	71.23
5	85		1 Andrew WALES	MZ ETZ250 - Illuminated Design LTD	1:01.666	10	11	1.808	0.616	70.51
6	4	GPF	5 Denis HALIL	Yamaha TZR250 - D & A AUTOS	1:02.141	4	6	2.283	0.475	69.97
7	42	GPF	6 Martin PEARSON	Yamaha TZR250 -	1:02.159	3	7	2.301	0.018	69.95
8	69		2 Alexander MANN	MZ TS 250 - HS RACING	1:02.441	6	6	2.583	0.282	69.64
9	81		3 Scott GRANT	MZ ETZ250 - Howard The Husky & Sports Bike Shop H	1:02.921	4	6	3.063	0.480	69.11
10	96		4 Chris KENT	MZ ETZ250 -	1:04.466	9	10	4.608	1.545	67.45
11	13	R	1 Gordon RYAN	MZ ETZ250 - Prism Work Psychology	1:05.716	3	6	5.858	1.250	66.17
12	62	GPF	7 Ian READ	Suzuki 385CC TRIPLE - MiMS Racing	1:06.904	6	6	7.046	1.188	64.99
13	75		5 Peter WOODALL	MZ ETZ250 - Online Lubricants	1:07.888	3	3	8.030	0.984	64.05
14	99	GPF	8 Paul FIRTH	Yamaha TZR250 - Joanne Porter	1:07.950	4	5	8.092	0.062	63.99
15	5		6 Garry SAMETT	MZ TS 250 - smallmouse	1:08.184	6	8	8.326	0.234	63.77
16	32		7 John ASHMEAD	MZ ETZ250 -	1:08.471	3	6	8.613	0.287	63.51
17	66	R	2 Graeme LEWIS	MZ ETZ250 -	1:08.683	3	6	8.825	0.212	63.31
18	151	GPF	9 Nick SMITH	Kawasaki KR-1S - Hi-Precision Engineering Ltd	1:09.046	5	5	9.188	0.363	62.98
19	67		8 Giles SPENCER	MZ ETZ250 -	1:09.661	6	6	9.803	0.615	62.42
20	8	R	3 Rich ASKEW	MZ ETZ250 - L+R construction	1:10.403	6	6	10.545	0.742	61.76
21	565	R	4 Louis KERSHAW	MZ ETZ250 -	1:10.436	2	3	10.578	0.033	61.73
22	24	R	5 Tony PARKER	MZ ETZ250 - Aspect Renovations	1:11.571	3	4	11.713	1.135	60.75
23	38		9 Chris PETTET	MZ ETZ250 -	1:11.917	3	4	12.059	0.346	60.46
24	14		10 Andy MARKS	MZ ETZ250 - Kingpin Components	1:12.097	2	5	12.239	0.180	60.31
25	65	GPF	10 Andrew MOXON	Aprilia RS 250 - Vanguard motorsport Uckfield + DART	1:12.407	4	4	12.549	0.310	60.05
26	93	R	6 John FISHER	MZ ETZ250 - Illuminate Design	1:12.857	3	5	12.999	0.450	59.68

Weather / Track : Sunny / Drying

These results are provisional until the conclusion of any judicial and technical matters.

Brands Hatch Indy: 1.2079 miles
Date: 01/10/2022 Start: 09:32 Finish: 09:52

Clerk Of Course :	Stewards :	Timekeeper : <i>Craig Smith</i>
-------------------	------------	------------------------------------

Results can be found at www.tsl-timing.com

Printed - 09:55 Saturday, 01 October 2022



BMCRC - MRO Championships 2022 - Rnd 9 @ Brands Hatch Indy

Illuminate Design 250MZs & Blue Haze GPF

QUALIFYING - SECTOR ANALYSIS



SECTOR 1 = FL to I1, SECTOR 2 = I1 to FL, DIFF = Difference To Personal Best Lap, P = Crossed Finish Line in Pit Lane, D = Time Disallowed

P1		1 GPF		David ABRAHAM		Suzuki RG570 - Cambridge Motorcycles	
IDEAL LAP TIME : 59.569		BEST LAP TIME : 59.858		DIFFERENCE : 0.289			
LAP	SECTOR 1	SECTOR 2	LAP TIME	MPH	DIFF	TIME OF DAY	
1 -	39.609	25.228	1:04.837	67.06	4.979	09:34:00.005	
2 -	37.926	24.798	1:02.724	69.32	2.866	09:35:02.729	
3 -	37.252	24.538	1:01.790 (3)	70.37	1.932	09:36:04.519	
4 -	35.845	24.013	59.858 (1)	72.64		09:37:04.377	
5 -	36.988	27.135	1:04.123	67.81	4.265	09:38:08.500	
6 -	40.470	27.122	1:07.592	64.33	7.734	09:39:16.092	
7 -	37.023	23.724	1:00.747 (2)	71.58	0.889	09:40:16.839	

P2		26 GPF		Damian LEE		Yamaha TZR250 - Leed Autos	
IDEAL LAP TIME : 1:00.850		BEST LAP TIME : 1:00.919		DIFFERENCE : 0.069			
LAP	SECTOR 1	SECTOR 2	LAP TIME	MPH	DIFF	TIME OF DAY	
1 -	38.471	25.304	1:03.775	68.18	2.856	09:34:00.433	
2 -	37.806	24.860	1:02.666	69.39	1.747	09:35:03.099	
3 -	37.671	24.444	1:02.115 (3)	70.00	1.196	09:36:05.214	
4 -	36.406	24.513	1:00.919 (1)	71.38		09:37:06.133	
5 -	36.922	25.873	1:02.795	69.25	1.876	09:38:08.928	
6 -	38.079	25.735	1:03.814	68.14	2.895	09:39:12.742	
7 -	36.887	25.190	1:02.077 (2)	70.05	1.158	09:40:14.819	

P3		8 GPF		David BALL		Yamaha TZR250F3 - Gardiner Page and Roe pension consultan	
IDEAL LAP TIME : 1:00.908		BEST LAP TIME : 1:00.988		DIFFERENCE : 0.080			
LAP	SECTOR 1	SECTOR 2	LAP TIME	MPH	DIFF	TIME OF DAY	
1 -	38.581	25.074	1:03.655	68.31	2.667	09:33:59.400	
2 -	36.845	24.143	1:00.988 (1)	71.30		09:35:00.388	
3 -	37.122	24.541	1:01.663	70.52	0.675	09:36:02.051	
4 -	36.890	24.533	1:01.423 (3)	70.79	0.435	09:37:03.474	
5 -	36.765	27.473	1:04.238	67.69	3.250	09:38:07.712	
6 -	38.464	26.175	1:04.639	67.27	3.651	09:39:12.351	
7 -	36.844	24.512	1:01.356 (2)	70.87	0.368	09:40:13.707	

P4		57 GPF		Geoff MOOK		Yamaha TZR 250 -	
IDEAL LAP TIME : 1:00.891		BEST LAP TIME : 1:01.050		DIFFERENCE : 0.159			
LAP	SECTOR 1	SECTOR 2	LAP TIME	MPH	DIFF	TIME OF DAY	
1 -	39.030	25.358	1:04.388	67.53	3.338	09:33:59.292	
2 -	37.801	24.537	1:02.338	69.75	1.288	09:35:01.630	
3 -	36.997	24.352	1:01.349 (2)	70.88	0.299	09:36:02.979	
4 -	36.539	24.511	1:01.050 (1)	71.23		09:37:04.029	
5 -	37.095	27.070	1:04.165	67.77	3.115	09:38:08.194	
6 -	38.241	25.858	1:04.099	67.84	3.049	09:39:12.293	
7 -	37.101	25.000	1:02.101 (3)	70.02	1.051	09:40:14.394	

P5		85		Andrew WALES		MZ ETZ250 - Illuminated Design LTD	
IDEAL LAP TIME : 1:01.299		BEST LAP TIME : 1:01.666		DIFFERENCE : 0.367			
LAP	SECTOR 1	SECTOR 2	LAP TIME	MPH	DIFF	TIME OF DAY	
1 -	39.374	25.980	1:05.354	66.53	3.688	09:33:59.666	
2 -	39.572	25.442	1:05.014	66.88	3.348	09:35:04.680	
3 -	38.249	26.080	1:04.329	67.59	2.663	09:36:09.009	
4 -	36.890	24.810	1:01.700 (2)	70.47	0.034	09:37:10.709	
5 -	36.620	25.903	1:02.523	69.55	0.857	09:38:13.232	
6 -	39.206	26.695	1:05.901	65.98	4.235	09:39:19.133	
7 -	38.061	24.974	1:03.035	68.98	1.369	09:40:22.168	
8 -	53.145	IN PIT	9:13.436 P	7.85	8:11.770	09:49:35.604	
9 -	OUTLAP	25.278	1:09.787	62.31	8.121	09:50:45.391	
10 -	36.906	24.760	1:01.666 (1)	70.51		09:51:47.057	
11 -	37.131	24.679	1:01.810 (3)	70.35	0.144	09:52:48.867	

BMCR - MRO Championships 2022 - Rnd 9 @ Brands Hatch Indy

Illuminate Design 250MZs & Blue Haze GPF

QUALIFYING - SECTOR ANALYSIS



SECTOR 1 = FL to I1, SECTOR 2 = I1 to FL, DIFF = Difference To Personal Best Lap, P = Crossed Finish Line in Pit Lane, D = Time Disallowed

P6		4 GPF		Denis HALIL		Yamaha TZR250 - D & A AUTOS	
IDEAL LAP TIME : 1:01.846		BEST LAP TIME : 1:02.141		DIFFERENCE : 0.295			
LAP	SECTOR 1	SECTOR 2	LAP TIME	MPH	DIFF	TIME OF DAY	
1 -	40.171	25.749	1:05.920	65.96	3.779	09:34:03.222	
2 -	37.971	24.703	1:02.674 (2)	69.38	0.533	09:35:05.896	
3 -	37.764	25.846	1:03.610 (3)	68.36	1.469	09:36:09.506	
4 -	37.490	24.651	1:02.141 (1)	69.97		09:37:11.647	
5 -	37.195	26.864	1:04.059	67.88	1.918	09:38:15.706	
6 -	38.553	26.751	1:05.304	66.59	3.163	09:39:21.010	

P7		42 GPF		Martin PEARSON		Yamaha TZR250 -	
IDEAL LAP TIME : 1:02.159		BEST LAP TIME : 1:02.159		DIFFERENCE : 0.000			
LAP	SECTOR 1	SECTOR 2	LAP TIME	MPH	DIFF	TIME OF DAY	
1 -	40.005	25.759	1:05.764	66.12	3.605	09:33:58.538	
2 -	38.291	25.657	1:03.948 (3)	68.00	1.789	09:35:02.486	
3 -	37.231	24.928	1:02.159 (1)	69.95		09:36:04.645	
4 -	38.183	25.030	1:03.213 (2)	68.79	1.054	09:37:07.858	
5 -	38.310	26.194	1:04.504	67.41	2.345	09:38:12.362	
6 -	40.407	27.280	1:07.687	64.24	5.528	09:39:20.049	
7 -	37.864	26.891	1:04.755	67.15	2.596	09:40:24.804	

P8		69		Alexander MANN		MZ TS 250 - HS RACING	
IDEAL LAP TIME : 1:02.412		BEST LAP TIME : 1:02.441		DIFFERENCE : 0.029			
LAP	SECTOR 1	SECTOR 2	LAP TIME	MPH	DIFF	TIME OF DAY	
1 -	41.226	26.406	1:07.632	64.29	5.191	09:34:11.720	
2 -	38.949	25.576	1:04.525	67.39	2.084	09:35:16.245	
3 -	37.877	25.205	1:03.082 (3)	68.93	0.641	09:36:19.327	
4 -	37.619	24.969	1:02.588 (2)	69.47	0.147	09:37:21.915	
5 -	37.620	25.887	1:03.507	68.47	1.066	09:38:25.422	
6 -	37.443	24.998	1:02.441 (1)	69.64		09:39:27.863	

P9		81		Scott GRANT		MZ ETZ250 - Howard The Husky & Sports Bike Shop Harlow	
IDEAL LAP TIME : 1:02.458		BEST LAP TIME : 1:02.921		DIFFERENCE : 0.463			
LAP	SECTOR 1	SECTOR 2	LAP TIME	MPH	DIFF	TIME OF DAY	
1 -	39.609	25.783	1:05.392	66.50	2.471	09:34:06.854	
2 -	38.567	25.553	1:04.120	67.81	1.199	09:35:10.974	
3 -	37.778	25.229	1:03.007 (2)	69.01	0.086	09:36:13.981	
4 -	37.336	25.585	1:02.921 (1)	69.11		09:37:16.902	
5 -	37.329	26.324	1:03.653	68.31	0.732	09:38:20.555	
6 -	37.975	25.191	1:03.166 (3)	68.84	0.245	09:39:23.721	

P10		96		Chris KENT		MZ ETZ250 -	
IDEAL LAP TIME : 1:04.204		BEST LAP TIME : 1:04.466		DIFFERENCE : 0.262			
LAP	SECTOR 1	SECTOR 2	LAP TIME	MPH	DIFF	TIME OF DAY	
1 -	41.033	26.579	1:07.612	64.31	3.146	09:34:07.803	
2 -	39.505	26.825	1:06.330	65.56	1.864	09:35:14.133	
3 -	39.448	26.089	1:05.537 (3)	66.35	1.071	09:36:19.670	
4 -	38.955	27.202	1:06.157	65.73	1.691	09:37:25.827	
5 -	39.259	27.404	1:06.663	65.23	2.197	09:38:32.490	
6 -	39.991	26.209	1:06.200	65.68	1.734	09:39:38.690	
7 -	39.572	IN PIT	9:56.176 P	7.29	8:51.710	09:49:34.866	
8 -	OUTLAP	26.683	1:12.240	60.19	7.774	09:50:47.106	
9 -	38.576	25.890	1:04.466 (1)	67.45		09:51:51.572	
10 -	39.349	25.628	1:04.977 (2)	66.92	0.511	09:52:56.549	

BMCRC - MRO Championships 2022 - Rnd 9 @ Brands Hatch Indy

Illuminate Design 250MZs & Blue Haze GPF

QUALIFYING - SECTOR ANALYSIS



SECTOR 1 = FL to I1, SECTOR 2 = I1 to FL, DIFF = Difference To Personal Best Lap, P = Crossed Finish Line in Pit Lane, D = Time Disallowed

P11 13 R		Gordon RYAN		MZ ETZ250 - Prism Work Psychology			
IDEAL LAP TIME : 1:05.527		BEST LAP TIME : 1:05.716		DIFFERENCE : 0.189			
LAP	SECTOR 1	SECTOR 2	LAP TIME	MPH	DIFF	TIME OF DAY	
1 -	42.261	26.900	1:09.161	62.87	3.445	09:34:12.654	
2 -	40.014	26.002	1:06.016 (2)	65.87	0.300	09:35:18.670	
3 -	39.656	26.060	1:05.716 (1)	66.17		09:36:24.386	
4 -	40.664	26.284	1:06.948	64.95	1.232	09:37:31.334	
5 -	39.793	27.286	1:07.079	64.82	1.363	09:38:38.413	
6 -	40.149	26.510	1:06.659 (3)	65.23	0.943	09:39:45.072	

P12 62 GPF		Ian READ		Suzuki 385CC TRIPLE - MiMS Racing			
IDEAL LAP TIME : 1:06.738		BEST LAP TIME : 1:06.904		DIFFERENCE : 0.166			
LAP	SECTOR 1	SECTOR 2	LAP TIME	MPH	DIFF	TIME OF DAY	
1 -	44.323	27.898	1:12.221	60.21	5.317	09:34:17.331	
2 -	42.389	26.939	1:09.328	62.72	2.424	09:35:26.659	
3 -	40.907	26.902	1:07.809 (3)	64.13	0.905	09:36:34.468	
4 -	41.308	26.435	1:07.743 (2)	64.19	0.839	09:37:42.211	
5 -	41.091	26.844	1:07.935	64.01	1.031	09:38:50.146	
6 -	40.303	26.601	1:06.904 (1)	64.99		09:39:57.050	

P13 75		Peter WOODALL		MZ ETZ250 - Online Lubricants			
IDEAL LAP TIME : 1:07.888		BEST LAP TIME : 1:07.888		DIFFERENCE : 0.000			
LAP	SECTOR 1	SECTOR 2	LAP TIME	MPH	DIFF	TIME OF DAY	
1 -	OUTLAP	29.305	1:18.503	55.39	10.615	09:35:00.253	
2 -	42.585	27.537	1:10.122 (2)	62.01	2.234	09:36:10.375	
3 -	40.542	27.346	1:07.888 (1)	64.05		09:37:18.263	

P14 99 GPF		Paul FIRTH		Yamaha TZR250 - Joanne Porter			
IDEAL LAP TIME : 1:07.908		BEST LAP TIME : 1:07.950		DIFFERENCE : 0.042			
LAP	SECTOR 1	SECTOR 2	LAP TIME	MPH	DIFF	TIME OF DAY	
1 -	OUTLAP	29.578	1:19.828	54.47	11.878	09:34:43.506	
2 -	43.203	27.815	1:11.018	61.23	3.068	09:35:54.524	
3 -	41.116	27.181	1:08.297 (2)	63.67	0.347	09:37:02.821	
4 -	40.727	27.223	1:07.950 (1)	63.99		09:38:10.771	
5 -	41.407	28.140	1:09.547 (3)	62.52	1.597	09:39:20.318	

P15 5		Garry SAMETT		MZ TS 250 - smallmouse			
IDEAL LAP TIME : 1:08.184		BEST LAP TIME : 1:08.184		DIFFERENCE : 0.000			
LAP	SECTOR 1	SECTOR 2	LAP TIME	MPH	DIFF	TIME OF DAY	
1 -	48.169	30.313	1:18.482	55.40	10.298	09:34:23.656	
2 -	43.600	28.617	1:12.217	60.21	4.033	09:35:35.873	
3 -	43.801	28.288	1:12.089 (3)	60.32	3.905	09:36:47.962	
4 -	41.346	34.450	1:15.796	57.37	7.612	09:38:03.758	
5 -	41.500	27.596	1:09.096 (2)	62.93	0.912	09:39:12.854	
6 -	41.185	26.999	1:08.184 (1)	63.77		09:40:21.038	
7 -	56.329	IN PIT	11:35.305 P	6.25	10:27.121	09:51:56.343	
8 -	OUTLAP	27.032	1:12.782	59.74	4.598	09:53:09.125	

P16 32		John ASHMEAD		MZ ETZ250 -			
IDEAL LAP TIME : 1:08.352		BEST LAP TIME : 1:08.471		DIFFERENCE : 0.119			
LAP	SECTOR 1	SECTOR 2	LAP TIME	MPH	DIFF	TIME OF DAY	
1 -	42.609	27.548	1:10.157	61.98	1.686	09:34:05.694	
2 -	41.135	28.453	1:09.588 (3)	62.49	1.117	09:35:15.282	
3 -	41.254	27.217	1:08.471 (1)	63.51		09:36:23.753	
4 -	41.621	27.521	1:09.142 (2)	62.89	0.671	09:37:32.895	
5 -	41.439	28.569	1:10.008	62.11	1.537	09:38:42.903	
6 -	42.258	28.428	1:10.686	61.52	2.215	09:39:53.589	

BMCRC - MRO Championships 2022 - Rnd 9 @ Brands Hatch Indy

Illuminate Design 250MZs & Blue Haze GPF

QUALIFYING - SECTOR ANALYSIS



SECTOR 1 = FL to I1, SECTOR 2 = I1 to FL, DIFF = Difference To Personal Best Lap, P = Crossed Finish Line in Pit Lane, D = Time Disallowed

P17 66 R		Graeme LEWIS		MZ ETZ250 -			
IDEAL LAP TIME : 1:08.460		BEST LAP TIME : 1:08.683		DIFFERENCE : 0.223			
LAP	SECTOR 1	SECTOR 2	LAP TIME	MPH	DIFF	TIME OF DAY	
1 -	43.430	27.858	1:11.288	61.00	2.605	09:34:11.840	
2 -	41.010	27.689	1:08.699 (2)	63.29	0.016	09:35:20.539	
3 -	41.233	27.450	1:08.683 (1)	63.31		09:36:29.222	
4 -	42.025	28.608	1:10.633 (3)	61.56	1.950	09:37:39.855	
5 -	41.960	29.866	1:11.826	60.54	3.143	09:38:51.681	
6 -	43.281	28.632	1:11.913	60.47	3.230	09:40:03.594	

P18 151 GPF		Nick SMITH		Kawasaki KR-1S - Hi-Precision Engineering Ltd			
IDEAL LAP TIME : 1:09.046		BEST LAP TIME : 1:09.046		DIFFERENCE : 0.000			
LAP	SECTOR 1	SECTOR 2	LAP TIME	MPH	DIFF	TIME OF DAY	
1 -	OUTLAP	29.416	1:20.578	53.96	11.532	09:35:15.135	
2 -	44.144	27.875	1:12.019	60.38	2.973	09:36:27.154	
3 -	43.315	27.809	1:11.124 (3)	61.14	2.078	09:37:38.278	
4 -	42.343	27.817	1:10.160 (2)	61.98	1.114	09:38:48.438	
5 -	41.622	27.424	1:09.046 (1)	62.98		09:39:57.484	

P19 67		Giles SPENCER		MZ ETZ250 -			
IDEAL LAP TIME : 1:09.661		BEST LAP TIME : 1:09.661		DIFFERENCE : 0.000			
LAP	SECTOR 1	SECTOR 2	LAP TIME	MPH	DIFF	TIME OF DAY	
1 -	46.646	29.595	1:16.241	57.03	6.580	09:34:22.881	
2 -	45.669	28.489	1:14.158	58.63	4.497	09:35:37.039	
3 -	44.437	29.189	1:13.626	59.06	3.965	09:36:50.665	
4 -	43.479	29.884	1:13.363 (3)	59.27	3.702	09:38:04.028	
5 -	42.909	28.423	1:11.332 (2)	60.96	1.671	09:39:15.360	
6 -	41.803	27.858	1:09.661 (1)	62.42		09:40:25.021	

P20 8 R		Rich ASKEW		MZ ETZ250 - L+R construction			
IDEAL LAP TIME : 1:10.343		BEST LAP TIME : 1:10.403		DIFFERENCE : 0.060			
LAP	SECTOR 1	SECTOR 2	LAP TIME	MPH	DIFF	TIME OF DAY	
1 -	45.249	29.379	1:14.628	58.27	4.225	09:34:24.941	
2 -	44.124	29.191	1:13.315	59.31	2.912	09:35:38.256	
3 -	44.142	28.911	1:13.053	59.52	2.650	09:36:51.309	
4 -	42.204	29.782	1:11.986 (3)	60.40	1.583	09:38:03.295	
5 -	42.984	28.991	1:11.975 (2)	60.41	1.572	09:39:15.270	
6 -	42.264	28.139	1:10.403 (1)	61.76		09:40:25.673	

P21 565 R		Louis KERSHAW		MZ ETZ250 -			
IDEAL LAP TIME : 1:08.031		BEST LAP TIME : 1:10.436		DIFFERENCE : 2.405			
LAP	SECTOR 1	SECTOR 2	LAP TIME	MPH	DIFF	TIME OF DAY	
1 -	45.327	28.456	1:13.783 (3)	58.93	3.347	09:34:25.632	
2 -	42.557	27.879	1:10.436 (1)	61.73		09:35:36.068	
3 -	43.418	27.550	1:10.968 (2)	61.27	0.532	09:36:47.036	

P22 24 R		Tony PARKER		MZ ETZ250 - Aspect Renovations			
IDEAL LAP TIME : 1:11.247		BEST LAP TIME : 1:11.571		DIFFERENCE : 0.324			
LAP	SECTOR 1	SECTOR 2	LAP TIME	MPH	DIFF	TIME OF DAY	
1 -	OUTLAP	IN PIT	10:07.160 P	7.16	8:55.589	09:49:36.616	
2 -	OUTLAP	29.556	1:17.755	55.92	6.184	09:50:54.371	
3 -	43.414	28.157	1:11.571 (1)	60.75		09:52:05.942	
4 -	43.090	28.493	1:11.583 (2)	60.74	0.012	09:53:17.525	

BMCRC - MRO Championships 2022 - Rnd 9 @ Brands Hatch Indy

Illuminate Design 250MZs & Blue Haze GPF

QUALIFYING - SECTOR ANALYSIS



SECTOR 1 = FL to I1, SECTOR 2 = I1 to FL, DIFF = Difference To Personal Best Lap, P = Crossed Finish Line in Pit Lane, D = Time Disallowed

P23 38		Chris PETTET		MZ ETZ250 -			
IDEAL LAP TIME : 1:09.286		BEST LAP TIME : 1:11.917		DIFFERENCE : 2.631			
LAP	SECTOR 1	SECTOR 2	LAP TIME	MPH	DIFF	TIME OF DAY	
1 -	45.699	27.946	1:13.645 (2)	59.04	1.728	09:34:21.025	
2 -	44.607	31.033	1:15.640 (3)	57.49	3.723	09:35:36.665	
3 -	43.389	28.528	1:11.917 (1)	60.46		09:36:48.582	
4 -	41.340	35.464	1:16.804	56.61	4.887	09:38:05.386	

P24 14		Andy MARKS		MZ ETZ250 - Kingpin Components			
IDEAL LAP TIME : 1:09.858		BEST LAP TIME : 1:12.097		DIFFERENCE : 2.239			
LAP	SECTOR 1	SECTOR 2	LAP TIME	MPH	DIFF	TIME OF DAY	
1 -	44.893	30.173	1:15.066	57.93	2.969	09:34:26.487	
2 -	43.155	28.942	1:12.097 (1)	60.31		09:35:38.584	
3 -	45.910	28.652	1:14.562	58.32	2.465	09:36:53.146	
4 -	42.641	31.052	1:13.693 (3)	59.00	1.596	09:38:06.839	
5 -	44.726	28.429	1:13.155 (2)	59.44	1.058	09:39:19.994	

P25 65 GPF		Andrew MOXON		Aprilia RS 250 - Vanguard motorsport Uckfield + DART Motorsp			
IDEAL LAP TIME : 1:12.119		BEST LAP TIME : 1:12.407		DIFFERENCE : 0.288			
LAP	SECTOR 1	SECTOR 2	LAP TIME	MPH	DIFF	TIME OF DAY	
1 -	OUTLAP	30.014	1:19.368	54.79	6.961	09:35:35.085	
2 -	46.078	28.723	1:14.801 (2)	58.13	2.394	09:36:49.886	
3 -	44.632	30.965	1:15.597 (3)	57.52	3.190	09:38:05.483	
4 -	43.396	29.011	1:12.407 (1)	60.05		09:39:17.890	

P26 93 R		John FISHER		MZ ETZ250 - Illuminate Design			
IDEAL LAP TIME : 1:11.877		BEST LAP TIME : 1:12.857		DIFFERENCE : 0.980			
LAP	SECTOR 1	SECTOR 2	LAP TIME	MPH	DIFF	TIME OF DAY	
1 -	48.804	30.510	1:19.314	54.82	6.457	09:34:25.848	
2 -	46.638	30.244	1:16.882	56.56	4.025	09:35:42.730	
3 -	44.696	28.161	1:12.857 (1)	59.68		09:36:55.587	
4 -	43.716	29.663	1:13.379 (2)	59.26	0.522	09:38:08.966	
5 -	45.455	29.406	1:14.861 (3)	58.08	2.004	09:39:23.827	

BMCRC - MRO Championships 2022 - Rnd 9 @ Brands Hatch Indy

Illuminate Design 250MZs & Blue Haze GPF

QUALIFYING - BEST SECTORS

SECTOR 1			SECTOR 2			IDEAL / BEST COMPARISON						
POS	NO	NAME	TIME	NO	NAME	TIME	POS	NO	NAME	IDEAL	BEST	DIFF
									PERFECT LAP	59.569		
1	1	ABRAHAM	35.845	1	ABRAHAM	23.724	1	1	ABRAHAM	59.569	59.858	0.289
2	26	LEE	36.406	8	BALL	24.143	2	26	LEE	1:00.850	1:00.919	0.069
3	57	MOOK	36.539	57	MOOK	24.352	3	57	MOOK	1:00.891	1:01.050	0.159
4	85	WALES	36.620	26	LEE	24.444	4	8	BALL	1:00.908	1:00.988	0.080
5	8	BALL	36.765	4	HALIL	24.651	5	85	WALES	1:01.299	1:01.666	0.367
6	4	HALIL	37.195	85	WALES	24.679	6	4	HALIL	1:01.846	1:02.141	0.295
7	42	PEARSON	37.231	42	PEARSON	24.928	7	42	PEARSON	1:02.159	1:02.159	0.000
8	81	GRANT	37.329	69	MANN	24.969	8	69	MANN	1:02.412	1:02.441	0.029
9	69	MANN	37.443	81	GRANT	25.129	9	81	GRANT	1:02.458	1:02.921	0.463
10	96	KENT	38.576	96	KENT	25.628	10	96	KENT	1:04.204	1:04.466	0.262
11	13	RYAN	39.525	13	RYAN	26.002	11	13	RYAN	1:05.527	1:05.716	0.189
12	62	READ	40.303	62	READ	26.435	12	62	READ	1:06.738	1:06.904	0.166
13	565	KERSHAW	40.481	5	SAMETT	26.999	13	75	WOODALL	1:07.888	1:07.888	0.000
14	75	WOODALL	40.542	99	FIRTH	27.181	14	99	FIRTH	1:07.908	1:07.950	0.042
15	99	FIRTH	40.727	32	ASHMEAD	27.217	15	565	KERSHAW	1:08.031	1:10.436	2.405
16	66	LEWIS	41.010	75	WOODALL	27.346	16	5	SAMETT	1:08.184	1:08.184	0.000
17	32	ASHMEAD	41.135	151	SMITH	27.424	17	32	ASHMEAD	1:08.352	1:08.471	0.119
18	5	SAMETT	41.185	66	LEWIS	27.450	18	66	LEWIS	1:08.460	1:08.683	0.223
19	38	PETTET	41.340	565	KERSHAW	27.550	19	151	SMITH	1:09.046	1:09.046	0.000
20	151	SMITH	41.622	67	SPENCER	27.858	20	38	PETTET	1:09.286	1:11.917	2.631
21	14	MARKS	41.793	38	PETTET	27.946	21	67	SPENCER	1:09.661	1:09.661	0.000
22	67	SPENCER	41.803	14	MARKS	28.065	22	14	MARKS	1:09.858	1:12.097	2.239
23	8	ASKEW	42.204	8	ASKEW	28.139	23	8	ASKEW	1:10.343	1:10.403	0.060
24	24	PARKER	43.090	24	PARKER	28.157	24	24	PARKER	1:11.247	1:11.571	0.324
25	65	MOXON	43.396	93	FISHER	28.161	25	93	FISHER	1:11.877	1:12.857	0.980
26	93	FISHER	43.716	65	MOXON	28.723	26	65	MOXON	1:12.119	1:12.407	0.288

BMCRC - MRO Championships 2022 - Rnd 9 @ Brands Hatch Indy

Illuminate Design 250MZs & Blue Haze GPF

QUALIFYING - STATISTICS

Competitors Started	26
Planned Start	2022-10-01 @ 09:34:00.000
Actual Start	2022-10-01 @ 09:32:19.834
Finish Time	2022-10-01 @ 09:52:23.029
Track Length	1.2079mi.
Total Laps	156
Total Distance Covered	188.4395mi.

Session Fastest Lap History

NO	CL	NAME	LAP TIME	TIME OF DAY	LAP	VEHICLE
42	GPF	Martin PEARSON	1:05.764	09:33:58.550	1	Yamaha TZR250
57	GPF	Geoff MOOK	1:04.388	09:33:59.305	1	Yamaha TZR 250
8	GPF	David BALL	1:03.655	09:33:59.400	1	Yamaha TZR250F3
8	GPF	David BALL	1:00.988	09:35:00.415	2	Yamaha TZR250F3
1	GPF	David ABRAHAM	59.858	09:37:04.389	4	Suzuki RG570

Flag History

TYPE	TIME OF DAY
GREEN	09:32:19.834
RED	09:40:26.507
GREEN	09:49:28.596
FINISH	09:52:23.029

Flag Statistics

TYPE	COUNT	TOTAL LAPS	TOTAL TIME
Green	2	11	12:01.929
Red	1	0	9:02.088
Safety Car	0	0	0.000
FCY	0	0	0.000

BMCRC - MRO Championships 2022 - Rnd 9 @ Brands Hatch Indy

Illuminate Design 250MZs & Blue Haze GPF

QUALIFYING - STATISTICS

CLASS : GPF

10 Starters

Fastest Lap History

NO	NAME	LAP TIME	TIME OF DAY	LAP	VEHICLE
42	Martin PEARSON	1:05.764	09:33:58.550	1	Yamaha TZR250
57	Geoff MOOK	1:04.388	09:33:59.305	1	Yamaha TZR 250
8	David BALL	1:03.655	09:33:59.400	1	Yamaha TZR250F3
8	David BALL	1:00.988	09:35:00.415	2	Yamaha TZR250F3
1	David ABRAHAM	59.858	09:37:04.389	4	Suzuki RG570

BMCRC - MRO Championships 2022 - Rnd 9 @ Brands Hatch Indy

Illuminate Design 250MZs & Blue Haze GPF

QUALIFYING - STATISTICS

CLASS :

10 Starters

Fastest Lap History

NO	NAME	LAP TIME	TIME OF DAY	LAP	VEHICLE
85	Andrew WALES	1:05.354	09:33:59.699	1	MZ ETZ250
85	Andrew WALES	1:05.014	09:35:04.711	2	MZ ETZ250
81	Scott GRANT	1:04.120	09:35:11.007	2	MZ ETZ250
81	Scott GRANT	1:03.007	09:36:14.014	3	MZ ETZ250
85	Andrew WALES	1:01.700	09:37:10.741	4	MZ ETZ250
85	Andrew WALES	1:01.666	09:51:47.089	10	MZ ETZ250

BMCRC - MRO Championships 2022 - Rnd 9 @ Brands Hatch Indy

Illuminate Design 250MZs & Blue Haze GPF

QUALIFYING - STATISTICS

CLASS : R

6 Starters

Fastest Lap History

NO	NAME	LAP TIME	TIME OF DAY	LAP	VEHICLE
66	Graeme LEWIS	1:11.288	09:34:11.876	1	MZ ETZ250
13	Gordon RYAN	1:09.161	09:34:12.687	1	MZ ETZ250
13	Gordon RYAN	1:06.016	09:35:18.703	2	MZ ETZ250
13	Gordon RYAN	1:05.716	09:36:24.420	3	MZ ETZ250

BMCRC - MRO Championships 2022 - Rnd 9 @ Brands Hatch Indy

Illuminate Design 250MZs & Blue Haze GPF

RACE 3 - GRID (10 Laps)



ROW 11	33		32		31	93 John FISHER	1:12.857
ROW 10	30	14 Andy MARKS	29	38 Chris PETTET	28	24 Tony PARKER	1:12.097 1:11.917 1:11.571
ROW 9	27	565 Louis KERSHAW	26	8 Rich ASKEW	25	67 Giles SPENCER	1:10.436 1:10.403 1:09.661
ROW 8	24	66 Graeme LEWIS	23	32 John ASHMEAD	22	5 Garry SAMETT	1:08.683 1:08.471 1:08.184
ROW 7	21	75 Peter WOODALL	20	13 Gordon RYAN	19	96 Chris KENT	1:07.888 1:05.716 1:04.466
ROW 6	18	81 Scott GRANT	17	69 Alexander MANN	16	85 Andrew WALES	1:02.921 1:02.441 1:01.666
ROW 5	15		14		13		
ROW 4	12		11	17 David PATERSON	10	65 Andrew MOXON	1:12.407
ROW 3	9	151 Nick SMITH	8	99 Paul FIRTH	7	62 Ian READ	1:09.046 1:07.950 1:06.904
ROW 2	6	42 Martin PEARSON	5	4 Denis HALIL	4	57 Geoff MOOK	1:02.159 1:02.141 1:01.050
ROW 1	3	8 David BALL	2	26 Damian LEE	1	1 David ABRAHAM	1:00.988 1:00.919 59.858
Pole							

Brands Hatch Indy: 1.2079 miles

These results are provisional until the conclusion of any judicial and technical matters.

Clerk Of Course :	Stewards :	Timekeeper : <i>Craig Smith</i>
-------------------	------------	------------------------------------

Results can be found at www.tsl-timing.com

Printed - 09:59 Saturday, 01 October 2022



BMCRC - MRO Championships 2022 - Rnd 9 @ Brands Hatch Indy

Illuminate Design 250MZs & Blue Haze GPF

RACE 3 - CLASSIFICATION



POS	NO	CL	PIC NAME	ENTRY	LAPS	TIME	GAP	DIFF	MPH	BEST	ON
1	1	GPF	1 David ABRAHAM	Suzuki RG570 - Cambridge Motorcycles	10	9:09.251			79.17	54.086	10
2	8	GPF	2 David BALL	Yamaha TZR250F3 - Gardiner Page and Roe pensic	10	9:16.393	7.142	7.142	78.15	54.530	6
3	4	GPF	3 Denis HALIL	Yamaha TZR250 - D & A AUTOS	10	9:16.922	7.671	0.529	78.08	54.473	3
4	57	GPF	4 Geoff MOOK	Yamaha TZR 250 -	10	9:19.112	9.861	2.190	77.77	54.515	3
5	26	GPF	5 Damian LEE	Yamaha TZR250 - Leed Autos	10	9:29.405	20.154	10.293	76.37	55.764	2
6	65	GPF	6 Andrew MOXON	Aprilia RS 250 - Vanguard motorsport Uckfield + DA	10	9:38.877	29.626	9.472	75.12	56.397	9
7	151	GPF	7 Nick SMITH	Kawasaki KR-1S - Hi-Precision Engineering Ltd	10	9:40.372	31.121	1.495	74.92	56.924	8
8	42	GPF	8 Martin PEARSON	Yamaha TZR250 -	10	9:56.357	47.106	15.985	72.91	58.421	7
9	85		1 Andrew WALES	MZ ETZ250 - Illuminated Design LTD	10	10:04.594	55.343	8.237	71.92	57.382	9
10	81		2 Scott GRANT	MZ ETZ250 - Howard The Husky & Sports Bike Shop	10	10:04.645	55.394	0.051	71.91	57.552	9
11	69		3 Alexander MANN	MZ TS 250 - HS RACING	9	9:09.387	1 Lap	1 Lap	71.23	57.593	9
12	62	GPF	9 Ian READ	Suzuki 385CC TRIPLE - MIMS Racing	9	9:23.450	1 Lap	14.063	69.46	1:01.453	7
13	75		4 Peter WOODALL	MZ ETZ250 - Online Lubricants	9	9:26.168	1 Lap	2.718	69.12	59.214	3
14	96		5 Chris KENT	MZ ETZ250 -	9	9:29.974	1 Lap	3.806	68.66	59.811	8
15	32		6 John ASHMEAD	MZ ETZ250 -	9	9:32.116	1 Lap	2.142	68.40	1:00.106	5
16	99	GPF	10 Paul FIRTH	Yamaha TZR250 - Joanne Porter	9	9:39.390	1 Lap	7.274	67.54	1:02.599	9
17	13	R	1 Gordon RYAN	MZ ETZ250 - Prism Work Psychology	9	9:39.565	1 Lap	0.175	67.52	1:01.105	8
18	66	R	2 Graeme LEWIS	MZ ETZ250 -	9	9:53.798	1 Lap	14.233	65.91	1:01.732	2
19	5		7 Garry SAMETT	MZ TS 250 - smallmouse	9	9:59.055	1 Lap	5.257	65.33	1:02.261	9
20	8	R	3 Rich ASKEW	MZ ETZ250 - L+R construction	9	9:59.705	1 Lap	0.650	65.26	1:02.979	2
21	38		8 Chris PETTET	MZ ETZ250 -	9	10:04.033	1 Lap	4.328	64.79	1:03.360	5
22	24	R	4 Tony PARKER	MZ ETZ250 - Aspect Renovations	9	10:09.062	1 Lap	5.029	64.25	1:03.311	9
23	14		9 Andy MARKS	MZ ETZ250 - Kingpin Components	9	10:11.245	1 Lap	2.183	64.02	1:03.754	7
24	93	R	5 John FISHER	MZ ETZ250 - Illuminate Design	8	9:35.564	2 Laps	1 Lap	60.44	1:07.896	5

NOT CLASSIFIED

DNF	67		Giles SPENCER	MZ ETZ250 -	6	6:39.847	4 Laps	2 Laps	65.25	1:01.885	6
DNF	565	R	Louis KERSHAW	MZ ETZ250 -	1	1:29.143	9 Laps	5 Laps	48.78		

FASTEST LAP

	1	GPF	David ABRAHAM	Suzuki RG570 - Cambridge Motorcycles	10	54.086			80.40 mph	129.39 kph
	85		Andrew WALES	MZ ETZ250 - Illuminated Design LTD	9	57.382			75.78 mph	121.96 kph
	13	R	Gordon RYAN	MZ ETZ250 - Prism Work Psychology	8	1:01.105			71.16 mph	114.53 kph

Class GPF - 92.5% of Race Speed = 73.23 mph

Class - 92.5% of Race Speed = 66.52 mph

Class R - 92.5% of Race Speed = 62.45 mph

Weather / Track : Sunny / Dry

These results are provisional until the conclusion of any judicial and technical matters.

Race Distance: 10 Laps / 12.07 miles

Brands Hatch Indy: 1.2079 miles

Date: 01/10/2022 Start: 12:25 Finish: 12:34

Clerk Of Course :	Stewards :	Timekeeper : <i>Craig Smith</i>
-------------------	------------	------------------------------------

Results can be found at www.tsl-timing.com

Printed - 12:36 Saturday, 01 October 2022



BMCR - MRO Championships 2022 - Rnd 9 @ Brands Hatch Indy

Illuminate Design 250MZs & Blue Haze GPF

RACE 3 - LAP CHART

LAP 1 @ 12:26:37.390

NO	BEHIND	LAP TIME
1		59.774
8	1.029	1:00.803
4	1.301	1:01.075
57	1.394	1:01.168
26	2.088	1:01.862
151	4.236	1:04.010
65	4.659	1:04.433
42	8.539	1:08.313
99	10.239	1:10.013
62	10.305	1:10.079
81	23.599	1:23.373
85	23.682	1:23.456
69	24.099	1:23.873
75	26.072	1:25.846
32	26.992	1:26.766
13	27.038	1:26.812
96	27.740	1:27.514
67	28.987	1:28.761
565	29.369	1:29.143
66	30.325	1:30.099
8	30.920	1:30.694
38	32.354	1:32.128
5	32.559	1:32.333
24	33.619	1:33.393
14	33.941	1:33.715
93	37.271	1:37.045

LAP 2 @ 12:27:32.088

NO	BEHIND	LAP TIME
1		54.698
8	1.247	54.916
4	1.825	55.222
57	1.848	55.152
26	3.154	55.764
151	7.119	57.581
65	8.004	58.043
42	12.810	58.969
62	17.070	1:01.463
99	18.703	1:03.162
81	26.974	58.073
85	27.056	58.072
69	27.221	57.820
75	30.898	59.524
96	33.361	1:00.319
32	33.483	1:01.189
13	33.938	1:01.598
67	37.013	1:02.724
66	37.359	1:01.732
8	39.201	1:02.979
38	41.430	1:03.774
5	42.740	1:04.879
24	43.871	1:04.950
14	44.413	1:05.170
93	52.728	1:10.155

LAP 3 @ 12:28:26.186

NO	BEHIND	LAP TIME
1		54.098
8	1.683	54.534
4	2.200	54.473
57	2.265	54.515
26	5.059	56.003

151	10.709	57.688
65	10.828	56.922
42	17.254	58.542
62	24.629	1:01.657
99	29.096	1:04.491
85	31.216	58.258
81	31.282	58.406
69	31.477	58.354
75	36.014	59.214
96	40.196	1:00.933
32	40.535	1:01.150
13	41.402	1:01.562
67	45.328	1:02.413
66	45.582	1:02.321
8	48.385	1:03.282
38	51.706	1:04.374
5	53.343	1:04.701
24	54.495	1:04.722

LAP 4 @ 12:29:20.808

NO	BEHIND	LAP TIME
1		54.622
14	1 Lap	1:04.539
8	1.734	54.673
4	2.397	54.819
57	2.562	54.919
26	6.502	56.065
93	1 Lap	1:08.027
65	13.281	57.075
151	13.651	57.564
42	21.267	58.635
62	31.834	1:01.827
81	34.663	58.003
85	34.747	58.153
69	35.708	58.853
99	38.431	1:03.957
75	41.172	59.780
96	45.992	1:00.418
32	46.344	1:00.431
13	48.405	1:01.625
67	52.683	1:01.977
66	53.152	1:02.192

LAP 5 @ 12:30:15.341

NO	BEHIND	LAP TIME
1		54.533
8	2.641	55.440
8	1 Lap	1:03.768
4	3.741	55.877
57	4.335	56.306
38	1 Lap	1:04.202
5	1 Lap	1:03.308
26	8.348	56.379
24	1 Lap	1:04.899
14	1 Lap	1:04.822
65	16.429	57.681
151	16.581	57.463
42	25.170	58.436
93	1 Lap	1:07.964
85	38.347	58.133
81	38.384	58.254
62	39.098	1:01.797
69	39.551	58.376
75	47.393	1:00.754
99	47.595	1:03.697

96	51.575	1:00.116
32	51.917	1:00.106

LAP 6 @ 12:31:09.758

NO	BEHIND	LAP TIME
1		54.417
13	1 Lap	1:01.857
8	2.754	54.530
4	4.442	55.118
57	5.333	55.415
67	1 Lap	1:02.087
66	1 Lap	1:02.639
26	11.045	57.114
8	1 Lap	1:03.400
38	1 Lap	1:03.360
5	1 Lap	1:03.151
65	19.219	57.207
151	19.643	57.479
24	1 Lap	1:04.802
14	1 Lap	1:05.657
42	29.187	58.434
93	1 Lap	1:07.896
81	41.770	57.803
85	41.860	57.930
69	43.373	58.239
62	46.544	1:01.863
75	53.299	1:00.323

LAP 7 @ 12:32:04.372

NO	BEHIND	LAP TIME
1		54.614
99	1 Lap	1:03.947
96	1 Lap	1:00.537
8	3.279	55.139
32	1 Lap	1:00.639
4	4.891	55.063
57	5.677	54.958
13	1 Lap	1:02.011
26	12.757	56.326
67	1 Lap	1:01.885
66	1 Lap	1:03.558
8	1 Lap	1:04.047
65	21.841	57.236
151	22.758	57.729
38	1 Lap	1:03.589
5	1 Lap	1:03.117
24	1 Lap	1:04.575
14	1 Lap	1:04.243
42	32.994	58.421
81	45.040	57.884
85	45.226	57.980
69	47.063	58.304
93	1 Lap	1:08.433
62	53.383	1:01.453

LAP 8 @ 12:32:58.690

NO	BEHIND	LAP TIME
1		54.318
75	1 Lap	1:00.021
8	4.425	55.464
4	5.580	55.007
57	6.747	55.388
96	1 Lap	1:00.360
32	1 Lap	1:01.108

99	1 Lap	1:03.755
26	14.811	56.372
13	1 Lap	1:01.505
65	24.705	57.182
66	1 Lap	1:03.814
151	25.364	56.924
8	1 Lap	1:03.096
5	1 Lap	1:02.891
38	1 Lap	1:04.453
42	37.269	58.593
24	1 Lap	1:04.186
14	1 Lap	1:03.754
81	48.454	57.732
85	48.537	57.629
69	50.720	57.975

81	55.394	57.565
24	1 Lap	1:03.311
14	1 Lap	1:05.060

LAP 9 @ 12:33:52.781

NO	BEHIND	LAP TIME
1		54.091
4	6.547	55.058
62	1 Lap	1:01.605
8	6.637	56.303
57	8.269	55.613
75	1 Lap	1:00.386
93	2 Laps	1:08.071
96	1 Lap	59.811
32	1 Lap	1:00.435
26	17.657	56.937
99	1 Lap	1:03.769
13	1 Lap	1:01.105
65	27.011	56.397
151	28.246	56.973
66	1 Lap	1:03.745
8	1 Lap	1:04.286
5	1 Lap	1:02.414
42	41.998	58.820
38	1 Lap	1:03.769
24	1 Lap	1:04.224
14	1 Lap	1:04.285
85	51.828	57.382
81	51.915	57.552

LAP 10 @ 12:34:46.867

NO	BEHIND	LAP TIME
1		54.086
69	1 Lap	57.593
8	7.142	54.591
4	7.671	55.210
57	9.861	55.678
62	1 Lap	1:01.706
75	1 Lap	1:00.320
26	20.154	56.583
96	1 Lap	59.966
32	1 Lap	1:00.292
93	2 Laps	1:07.973
65	29.626	56.701
99	1 Lap	1:02.599
13	1 Lap	1:01.490
151	31.121	56.961
66	1 Lap	1:03.698
42	47.106	59.194
5	1 Lap	1:02.261
8	1 Lap	1:04.153
38	1 Lap	1:04.384
85	55.343	57.601

BMCRC - MRO Championships 2022 - Rnd 9 @ Brands Hatch Indy

Illuminate Design 250MZs & Blue Haze GPF

RACE 3 - SECTOR ANALYSIS



SECTOR 1 = FL to I1, SECTOR 2 = I1 to FL, DIFF = Difference To Personal Best Lap, P = Crossed Finish Line in Pit Lane, D = Time Disallowed

P1		1 GPF		David ABRAHAM		Suzuki RG570 - Cambridge Motorcycles	
IDEAL LAP TIME : 53.967		BEST LAP TIME : 54.086		DIFFERENCE : 0.119			
LAP	SECTOR 1	SECTOR 2	LAP TIME	MPH	DIFF	TIME OF DAY	
1 -		21.545	59.774	72.75	5.688	12:26:37.390	
2 -	32.708	21.990	54.698	79.50	0.612	12:27:32.088	
3 -	32.732	21.366	54.098 (3)	80.38	0.012	12:28:26.186	
4 -	32.990	21.632	54.622	79.61	0.536	12:29:20.808	
5 -	33.053	21.480	54.533	79.74	0.447	12:30:15.341	
6 -	32.778	21.639	54.417	79.91	0.331	12:31:09.758	
7 -	32.621	21.993	54.614	79.62	0.528	12:32:04.372	
8 -	32.847	21.471	54.318	80.05	0.232	12:32:58.690	
9 -	32.653	21.438	54.091 (2)	80.39	0.005	12:33:52.781	
10 -	32.740	21.346	54.086 (1)	80.40		12:34:46.867	

P2		8 GPF		David BALL		Yamaha TZR250F3 - Gardiner Page and Roe pension consultan	
IDEAL LAP TIME : 54.397		BEST LAP TIME : 54.530		DIFFERENCE : 0.133			
LAP	SECTOR 1	SECTOR 2	LAP TIME	MPH	DIFF	TIME OF DAY	
1 -		21.971	1:00.803	71.51	6.273	12:26:38.419	
2 -	32.994	21.922	54.916	79.18	0.386	12:27:33.335	
3 -	32.742	21.792	54.534 (2)	79.74	0.004	12:28:27.869	
4 -	32.808	21.865	54.673	79.53	0.143	12:29:22.542	
5 -	33.516	21.924	55.440	78.43	0.910	12:30:17.982	
6 -	32.713	21.817	54.530 (1)	79.74		12:31:12.512	
7 -	33.238	21.901	55.139	78.86	0.609	12:32:07.651	
8 -	33.343	22.121	55.464	78.40	0.934	12:33:03.115	
9 -	33.768	22.535	56.303	77.23	1.773	12:33:59.418	
10 -	32.907	21.684	54.591 (3)	79.65	0.061	12:34:54.009	

P3		4 GPF		Denis HALIL		Yamaha TZR250 - D & A AUTOS	
IDEAL LAP TIME : 54.422		BEST LAP TIME : 54.473		DIFFERENCE : 0.051			
LAP	SECTOR 1	SECTOR 2	LAP TIME	MPH	DIFF	TIME OF DAY	
1 -		21.974	1:01.075	71.20	6.602	12:26:38.691	
2 -	33.181	22.041	55.222	78.74	0.749	12:27:33.913	
3 -	32.915	21.558	54.473 (1)	79.83		12:28:28.386	
4 -	33.132	21.687	54.819 (2)	79.32	0.346	12:29:23.205	
5 -	33.156	22.721	55.877	77.82	1.404	12:30:19.082	
6 -	32.864	22.254	55.118	78.89	0.645	12:31:14.200	
7 -	33.234	21.829	55.063	78.97	0.590	12:32:09.263	
8 -	33.290	21.717	55.007 (3)	79.05	0.534	12:33:04.270	
9 -	32.908	22.150	55.058	78.98	0.585	12:33:59.328	
10 -	33.499	21.711	55.210	78.76	0.737	12:34:54.538	

P4		57 GPF		Geoff MOOK		Yamaha TZR 250 -	
IDEAL LAP TIME : 54.515		BEST LAP TIME : 54.515		DIFFERENCE : 0.000			
LAP	SECTOR 1	SECTOR 2	LAP TIME	MPH	DIFF	TIME OF DAY	
1 -		22.184	1:01.168	71.09	6.653	12:26:38.784	
2 -	32.935	22.217	55.152	78.84	0.637	12:27:33.936	
3 -	32.527	21.988	54.515 (1)	79.76		12:28:28.451	
4 -	32.770	22.149	54.919 (2)	79.18	0.404	12:29:23.370	
5 -	33.549	22.757	56.306	77.23	1.791	12:30:19.676	
6 -	32.995	22.420	55.415	78.47	0.900	12:31:15.091	
7 -	32.935	22.023	54.958 (3)	79.12	0.443	12:32:10.049	
8 -	33.191	22.197	55.388	78.51	0.873	12:33:05.437	
9 -	32.811	22.802	55.613	78.19	1.098	12:34:01.050	
10 -	32.948	22.730	55.678	78.10	1.163	12:34:56.728	

BMCRC - MRO Championships 2022 - Rnd 9 @ Brands Hatch Indy

Illuminate Design 250MZs & Blue Haze GPF

RACE 3 - SECTOR ANALYSIS



SECTOR 1 = FL to I1, SECTOR 2 = I1 to FL, DIFF = Difference To Personal Best Lap, P = Crossed Finish Line in Pit Lane, D = Time Disallowed

P5		26 GPF		Damian LEE		Yamaha TZR250 - Leed Autos	
IDEAL LAP TIME : 55.749		BEST LAP TIME : 55.764		DIFFERENCE : 0.015			
LAP	SECTOR 1	SECTOR 2	LAP TIME	MPH	DIFF	TIME OF DAY	
1 -		22.417	1:01.862	70.29	6.098	12:26:39.478	
2 -	33.332	22.432	55.764 (1)	77.98		12:27:35.242	
3 -	33.396	22.607	56.003 (2)	77.64	0.239	12:28:31.245	
4 -	33.436	22.629	56.065 (3)	77.56	0.301	12:29:27.310	
5 -	33.579	22.800	56.379	77.13	0.615	12:30:23.689	
6 -	34.387	22.727	57.114	76.13	1.350	12:31:20.803	
7 -	33.440	22.886	56.326	77.20	0.562	12:32:17.129	
8 -	33.455	22.917	56.372	77.14	0.608	12:33:13.501	
9 -	34.280	22.657	56.937	76.37	1.173	12:34:10.438	
10 -	34.005	22.578	56.583	76.85	0.819	12:35:07.021	

P6		65 GPF		Andrew MOXON		Aprilia RS 250 - Vanguard motorsport Uckfield + DART Motorsp	
IDEAL LAP TIME : 56.339		BEST LAP TIME : 56.397		DIFFERENCE : 0.058			
LAP	SECTOR 1	SECTOR 2	LAP TIME	MPH	DIFF	TIME OF DAY	
1 -		23.102	1:04.433	67.49	8.036	12:26:42.049	
2 -	34.984	23.059	58.043	74.92	1.646	12:27:40.092	
3 -	33.992	22.930	56.922 (3)	76.39	0.525	12:28:37.014	
4 -	34.421	22.654	57.075	76.19	0.678	12:29:34.089	
5 -	34.514	23.167	57.681	75.39	1.284	12:30:31.770	
6 -	34.233	22.974	57.207	76.01	0.810	12:31:28.977	
7 -	34.039	23.197	57.236	75.97	0.839	12:32:26.213	
8 -	34.445	22.737	57.182	76.04	0.785	12:33:23.395	
9 -	33.685	22.712	56.397 (1)	77.10		12:34:19.792	
10 -	33.977	22.724	56.701 (2)	76.69	0.304	12:35:16.493	

P7		151 GPF		Nick SMITH		Kawasaki KR-1S - Hi-Precision Engineering Ltd	
IDEAL LAP TIME : 56.874		BEST LAP TIME : 56.924		DIFFERENCE : 0.050			
LAP	SECTOR 1	SECTOR 2	LAP TIME	MPH	DIFF	TIME OF DAY	
1 -		23.188	1:04.010	67.93	7.086	12:26:41.626	
2 -	34.603	22.978	57.581	75.52	0.657	12:27:39.207	
3 -	34.586	23.102	57.688	75.38	0.764	12:28:36.895	
4 -	34.282	23.282	57.564	75.54	0.640	12:29:34.459	
5 -	34.552	22.911	57.463	75.67	0.539	12:30:31.922	
6 -	34.444	23.035	57.479	75.65	0.555	12:31:29.401	
7 -	34.233	23.496	57.729	75.32	0.805	12:32:27.130	
8 -	34.089	22.835	56.924 (1)	76.39		12:33:24.054	
9 -	34.147	22.826	56.973 (3)	76.32	0.049	12:34:21.027	
10 -	34.176	22.785	56.961 (2)	76.34	0.037	12:35:17.988	

P8		42 GPF		Martin PEARSON		Yamaha TZR250 -	
IDEAL LAP TIME : 58.229		BEST LAP TIME : 58.421		DIFFERENCE : 0.192			
LAP	SECTOR 1	SECTOR 2	LAP TIME	MPH	DIFF	TIME OF DAY	
1 -		23.709	1:08.313	63.65	9.892	12:26:45.929	
2 -	35.543	23.426	58.969	73.74	0.548	12:27:44.898	
3 -	35.285	23.257	58.542	74.28	0.121	12:28:43.440	
4 -	35.109	23.526	58.635	74.16	0.214	12:29:42.075	
5 -	35.035	23.401	58.436 (3)	74.41	0.015	12:30:40.511	
6 -	35.219	23.215	58.434 (2)	74.41	0.013	12:31:38.945	
7 -	35.227	23.194	58.421 (1)	74.43		12:32:37.366	
8 -	35.329	23.264	58.593	74.21	0.172	12:33:35.959	
9 -	35.403	23.417	58.820	73.93	0.399	12:34:34.779	
10 -	35.639	23.555	59.194	73.46	0.773	12:35:33.973	

BMCRC - MRO Championships 2022 - Rnd 9 @ Brands Hatch Indy

Illuminate Design 250MZs & Blue Haze GPF

RACE 3 - SECTOR ANALYSIS



SECTOR 1 = FL to I1, SECTOR 2 = I1 to FL, DIFF = Difference To Personal Best Lap, P = Crossed Finish Line in Pit Lane, D = Time Disallowed

P9 85		Andrew WALES		MZ ETZ250 - Illuminated Design LTD		
IDEAL LAP TIME : 57.006		BEST LAP TIME : 57.382		DIFFERENCE : 0.376		
LAP	SECTOR 1	SECTOR 2	LAP TIME	MPH	DIFF	TIME OF DAY
1 -		23.352	1:23.456	52.10	26.074	12:27:01.072
2 -	34.608	23.464	58.072	74.88	0.690	12:27:59.144
3 -	34.918	23.340	58.258	74.64	0.876	12:28:57.402
4 -	35.120	23.033	58.153	74.77	0.771	12:29:55.555
5 -	34.358	23.775	58.133	74.80	0.751	12:30:53.688
6 -	34.512	23.418	57.930	75.06	0.548	12:31:51.618
7 -	34.719	23.261	57.980	75.00	0.598	12:32:49.598
8 -	34.256	23.373	57.629 (3)	75.45	0.247	12:33:47.227
9 -	34.256	23.126	57.382 (1)	75.78		12:34:44.609
10 -	34.851	22.750	57.601 (2)	75.49	0.219	12:35:42.210

P10 81		Scott GRANT		MZ ETZ250 - Howard The Husky & Sports Bike Shop Harlow		
IDEAL LAP TIME : 57.380		BEST LAP TIME : 57.552		DIFFERENCE : 0.172		
LAP	SECTOR 1	SECTOR 2	LAP TIME	MPH	DIFF	TIME OF DAY
1 -		23.633	1:23.373	52.15	25.821	12:27:00.989
2 -	34.614	23.459	58.073	74.88	0.521	12:27:59.062
3 -	35.111	23.295	58.406	74.45	0.854	12:28:57.468
4 -	34.539	23.464	58.003	74.97	0.451	12:29:55.471
5 -	34.600	23.654	58.254	74.64	0.702	12:30:53.725
6 -	34.263	23.540	57.803	75.23	0.251	12:31:51.528
7 -	34.456	23.428	57.884	75.12	0.332	12:32:49.412
8 -	34.342	23.390	57.732 (3)	75.32	0.180	12:33:47.144
9 -	34.435	23.117	57.552 (1)	75.55		12:34:44.696
10 -	34.297	23.268	57.565 (2)	75.54	0.013	12:35:42.261

P11 69		Alexander MANN		MZ TS 250 - HS RACING		
IDEAL LAP TIME : 57.593		BEST LAP TIME : 57.593		DIFFERENCE : 0.000		
LAP	SECTOR 1	SECTOR 2	LAP TIME	MPH	DIFF	TIME OF DAY
1 -		23.284	1:23.873	51.84	26.280	12:27:01.489
2 -	34.512	23.308	57.820 (2)	75.20	0.227	12:27:59.309
3 -	34.949	23.405	58.354	74.52	0.761	12:28:57.663
4 -	35.377	23.476	58.853	73.88	1.260	12:29:56.516
5 -	34.803	23.573	58.376	74.49	0.783	12:30:54.892
6 -	34.787	23.452	58.239	74.66	0.646	12:31:53.131
7 -	34.768	23.536	58.304	74.58	0.711	12:32:51.435
8 -	34.686	23.289	57.975 (3)	75.00	0.382	12:33:49.410
9 -	34.451	23.142	57.593 (1)	75.50		12:34:47.003

P12 62 GPF		Ian READ		Suzuki 385CC TRIPLE - MiMS Racing		
IDEAL LAP TIME : 1:01.359		BEST LAP TIME : 1:01.453		DIFFERENCE : 0.094		
LAP	SECTOR 1	SECTOR 2	LAP TIME	MPH	DIFF	TIME OF DAY
1 -		25.393	1:10.079	62.05	8.626	12:26:47.695
2 -	36.947	24.516	1:01.463 (2)	70.75	0.010	12:27:49.158
3 -	37.035	24.622	1:01.657	70.52	0.204	12:28:50.815
4 -	37.003	24.824	1:01.827	70.33	0.374	12:29:52.642
5 -	36.947	24.850	1:01.797	70.36	0.344	12:30:54.439
6 -	37.352	24.511	1:01.863	70.29	0.410	12:31:56.302
7 -	36.848	24.605	1:01.453 (1)	70.76		12:32:57.755
8 -	36.999	24.606	1:01.605 (3)	70.58	0.152	12:33:59.360
9 -	36.926	24.780	1:01.706	70.47	0.253	12:35:01.066

BMCRC - MRO Championships 2022 - Rnd 9 @ Brands Hatch Indy

Illuminate Design 250MZs & Blue Haze GPF

RACE 3 - SECTOR ANALYSIS



SECTOR 1 = FL to I1, SECTOR 2 = I1 to FL, DIFF = Difference To Personal Best Lap, P = Crossed Finish Line in Pit Lane, D = Time Disallowed

P13 75		Peter WOODALL		MZ ETZ250 - Online Lubricants		
IDEAL LAP TIME : 59.214		BEST LAP TIME : 59.214		DIFFERENCE : 0.000		
LAP	SECTOR 1	SECTOR 2	LAP TIME	MPH	DIFF	TIME OF DAY
1 -		24.154	1:25.846	50.65	26.632	12:27:03.462
2 -	35.513	24.011	59.524 (2)	73.05	0.310	12:28:02.986
3 -	35.281	23.933	59.214 (1)	73.43		12:29:02.200
4 -	35.625	24.155	59.780 (3)	72.74	0.566	12:30:01.980
5 -	36.182	24.572	1:00.754	71.57	1.540	12:31:02.734
6 -	35.875	24.448	1:00.323	72.08	1.109	12:32:03.057
7 -	35.798	24.223	1:00.021	72.45	0.807	12:33:03.078
8 -	35.637	24.749	1:00.386	72.01	1.172	12:34:03.464
9 -	35.885	24.435	1:00.320	72.09	1.106	12:35:03.784

P14 96		Chris KENT		MZ ETZ250 -		
IDEAL LAP TIME : 59.497		BEST LAP TIME : 59.811		DIFFERENCE : 0.314		
LAP	SECTOR 1	SECTOR 2	LAP TIME	MPH	DIFF	TIME OF DAY
1 -		23.787	1:27.514	49.69	27.703	12:27:05.130
2 -	35.980	24.339	1:00.319	72.09	0.508	12:28:05.449
3 -	36.722	24.211	1:00.933	71.36	1.122	12:29:06.382
4 -	36.266	24.152	1:00.418	71.97	0.607	12:30:06.800
5 -	36.010	24.106	1:00.116 (3)	72.33	0.305	12:31:06.916
6 -	36.357	24.180	1:00.537	71.83	0.726	12:32:07.453
7 -	36.685	23.675	1:00.360	72.04	0.549	12:33:07.813
8 -	35.847	23.964	59.811 (1)	72.70		12:34:07.624
9 -	35.822	24.144	59.966 (2)	72.51	0.155	12:35:07.590

P15 32		John ASHMEAD		MZ ETZ250 -		
IDEAL LAP TIME : 59.946		BEST LAP TIME : 1:00.106		DIFFERENCE : 0.160		
LAP	SECTOR 1	SECTOR 2	LAP TIME	MPH	DIFF	TIME OF DAY
1 -		24.478	1:26.766	50.11	26.660	12:27:04.382
2 -	36.594	24.595	1:01.189	71.06	1.083	12:28:05.571
3 -	36.743	24.407	1:01.150	71.11	1.044	12:29:06.721
4 -	36.192	24.239	1:00.431 (3)	71.95	0.325	12:30:07.152
5 -	35.872	24.234	1:00.106 (1)	72.34		12:31:07.258
6 -	36.021	24.618	1:00.639	71.71	0.533	12:32:07.897
7 -	36.846	24.262	1:01.108	71.16	1.002	12:33:09.005
8 -	36.209	24.226	1:00.435	71.95	0.329	12:34:09.440
9 -	36.218	24.074	1:00.292 (2)	72.12	0.186	12:35:09.732

P16 99 GPF		Paul FIRTH		Yamaha TZR250 - Joanne Porter		
IDEAL LAP TIME : 1:02.426		BEST LAP TIME : 1:02.599		DIFFERENCE : 0.173		
LAP	SECTOR 1	SECTOR 2	LAP TIME	MPH	DIFF	TIME OF DAY
1 -		25.534	1:10.013	62.11	7.414	12:26:47.629
2 -	38.303	24.859	1:03.162 (2)	68.84	0.563	12:27:50.791
3 -	39.204	25.287	1:04.491	67.42	1.892	12:28:55.282
4 -	38.541	25.416	1:03.957	67.99	1.358	12:29:59.239
5 -	38.527	25.170	1:03.697 (3)	68.27	1.098	12:31:02.936
6 -	38.309	25.638	1:03.947	68.00	1.348	12:32:06.883
7 -	38.461	25.294	1:03.755	68.20	1.156	12:33:10.638
8 -	38.636	25.133	1:03.769	68.19	1.170	12:34:14.407
9 -	37.567	25.032	1:02.599 (1)	69.46		12:35:17.006

BMCRC - MRO Championships 2022 - Rnd 9 @ Brands Hatch Indy

Illuminate Design 250MZs & Blue Haze GPF

RACE 3 - SECTOR ANALYSIS



SECTOR 1 = FL to I1, SECTOR 2 = I1 to FL, DIFF = Difference To Personal Best Lap, P = Crossed Finish Line in Pit Lane, D = Time Disallowed

P17		13 R		Gordon RYAN		MZ ETZ250 - Prism Work Psychology	
IDEAL LAP TIME : 1:00.921		BEST LAP TIME : 1:01.105		DIFFERENCE : 0.184			
LAP	SECTOR 1	SECTOR 2	LAP TIME	MPH	DIFF	TIME OF DAY	
1 -		24.702	1:26.812	50.09	25.707	12:27:04.428	
2 -	37.148	24.450	1:01.598	70.59	0.493	12:28:06.026	
3 -	36.811	24.751	1:01.562	70.63	0.457	12:29:07.588	
4 -	37.039	24.586	1:01.625	70.56	0.520	12:30:09.213	
5 -	36.888	24.969	1:01.857	70.30	0.752	12:31:11.070	
6 -	37.233	24.778	1:02.011	70.12	0.906	12:32:13.081	
7 -	36.710	24.795	1:01.505 (3)	70.70	0.400	12:33:14.586	
8 -	36.471	24.634	1:01.105 (1)	71.16		12:34:15.691	
9 -	36.709	24.781	1:01.490 (2)	70.72	0.385	12:35:17.181	

P18		66 R		Graeme LEWIS		MZ ETZ250 -	
IDEAL LAP TIME : 1:01.732		BEST LAP TIME : 1:01.732		DIFFERENCE : 0.000			
LAP	SECTOR 1	SECTOR 2	LAP TIME	MPH	DIFF	TIME OF DAY	
1 -		25.074	1:30.099	48.26	28.367	12:27:07.715	
2 -	36.836	24.896	1:01.732 (1)	70.44		12:28:09.447	
3 -	37.363	24.958	1:02.321 (3)	69.77	0.589	12:29:11.768	
4 -	37.050	25.142	1:02.192 (2)	69.92	0.460	12:30:13.960	
5 -	37.248	25.391	1:02.639	69.42	0.907	12:31:16.599	
6 -	37.623	25.935	1:03.558	68.41	1.826	12:32:20.157	
7 -	38.186	25.628	1:03.814	68.14	2.082	12:33:23.971	
8 -	37.944	25.801	1:03.745	68.21	2.013	12:34:27.716	
9 -	38.280	25.418	1:03.698	68.26	1.966	12:35:31.414	

P19		5		Garry SAMETT		MZ TS 250 - smallmouse	
IDEAL LAP TIME : 1:02.227		BEST LAP TIME : 1:02.261		DIFFERENCE : 0.034			
LAP	SECTOR 1	SECTOR 2	LAP TIME	MPH	DIFF	TIME OF DAY	
1 -		25.984	1:32.333	47.09	30.072	12:27:09.949	
2 -	39.271	25.608	1:04.879	67.02	2.618	12:28:14.828	
3 -	38.811	25.890	1:04.701	67.21	2.440	12:29:19.529	
4 -	38.554	24.754	1:03.308	68.68	1.047	12:30:22.837	
5 -	38.047	25.104	1:03.151	68.86	0.890	12:31:25.988	
6 -	37.567	25.550	1:03.117	68.89	0.856	12:32:29.105	
7 -	37.984	24.907	1:02.891 (3)	69.14	0.630	12:33:31.996	
8 -	37.493	24.921	1:02.414 (2)	69.67	0.153	12:34:34.410	
9 -	37.473	24.788	1:02.261 (1)	69.84		12:35:36.671	

P20		8 R		Rich ASKEW		MZ ETZ250 - L+R construction	
IDEAL LAP TIME : 1:02.752		BEST LAP TIME : 1:02.979		DIFFERENCE : 0.227			
LAP	SECTOR 1	SECTOR 2	LAP TIME	MPH	DIFF	TIME OF DAY	
1 -		25.155	1:30.694	47.94	27.715	12:27:08.310	
2 -	37.705	25.274	1:02.979 (1)	69.04		12:28:11.289	
3 -	37.854	25.428	1:03.282 (3)	68.71	0.303	12:29:14.571	
4 -	38.042	25.726	1:03.768	68.19	0.789	12:30:18.339	
5 -	37.597	25.803	1:03.400	68.58	0.421	12:31:21.739	
6 -	38.179	25.868	1:04.047	67.89	1.068	12:32:25.786	
7 -	37.772	25.324	1:03.096 (2)	68.92	0.117	12:33:28.882	
8 -	38.335	25.951	1:04.286	67.64	1.307	12:34:33.168	
9 -	38.616	25.537	1:04.153	67.78	1.174	12:35:37.321	

BMCRC - MRO Championships 2022 - Rnd 9 @ Brands Hatch Indy

Illuminate Design 250MZs & Blue Haze GPF

RACE 3 - SECTOR ANALYSIS



SECTOR 1 = FL to I1, SECTOR 2 = I1 to FL, DIFF = Difference To Personal Best Lap, P = Crossed Finish Line in Pit Lane, D = Time Disallowed

P21 38		Chris PETTET		MZ ETZ250 -			
IDEAL LAP TIME : 1:03.059		BEST LAP TIME : 1:03.360		DIFFERENCE : 0.301			
LAP	SECTOR 1	SECTOR 2	LAP TIME	MPH	DIFF	TIME OF DAY	
1 -		25.917	1:32.128	47.20	28.768	12:27:09.744	
2 -	38.404	25.370	1:03.774	68.18	0.414	12:28:13.518	
3 -	38.507	25.867	1:04.374	67.55	1.014	12:29:17.892	
4 -	38.340	25.862	1:04.202	67.73	0.842	12:30:22.094	
5 -	37.748	25.612	1:03.360 (1)	68.63		12:31:25.454	
6 -	37.689	25.900	1:03.589 (2)	68.38	0.229	12:32:29.043	
7 -	38.968	25.485	1:04.453	67.46	1.093	12:33:33.496	
8 -	38.182	25.587	1:03.769 (3)	68.19	0.409	12:34:37.265	
9 -	38.798	25.586	1:04.384	67.54	1.024	12:35:41.649	

P22 24 R		Tony PARKER		MZ ETZ250 - Aspect Renovations			
IDEAL LAP TIME : 1:03.311		BEST LAP TIME : 1:03.311		DIFFERENCE : 0.000			
LAP	SECTOR 1	SECTOR 2	LAP TIME	MPH	DIFF	TIME OF DAY	
1 -		26.522	1:33.393	46.56	30.082	12:27:11.009	
2 -	38.508	26.442	1:04.950	66.95	1.639	12:28:15.959	
3 -	38.428	26.294	1:04.722	67.18	1.411	12:29:20.681	
4 -	38.864	26.035	1:04.899	67.00	1.588	12:30:25.580	
5 -	38.666	26.136	1:04.802	67.10	1.491	12:31:30.382	
6 -	38.156	26.419	1:04.575	67.34	1.264	12:32:34.957	
7 -	38.121	26.065	1:04.186 (2)	67.75	0.875	12:33:39.143	
8 -	38.139	26.085	1:04.224 (3)	67.70	0.913	12:34:43.367	
9 -	37.757	25.554	1:03.311 (1)	68.68		12:35:46.678	

P23 14		Andy MARKS		MZ ETZ250 - Kingpin Components			
IDEAL LAP TIME : 1:03.754		BEST LAP TIME : 1:03.754		DIFFERENCE : 0.000			
LAP	SECTOR 1	SECTOR 2	LAP TIME	MPH	DIFF	TIME OF DAY	
1 -		26.593	1:33.715	46.40	29.961	12:27:11.331	
2 -	38.947	26.223	1:05.170	66.72	1.416	12:28:16.501	
3 -	38.065	26.474	1:04.539	67.37	0.785	12:29:21.040	
4 -	38.741	26.081	1:04.822	67.08	1.068	12:30:25.862	
5 -	39.095	26.562	1:05.657	66.23	1.903	12:31:31.519	
6 -	38.017	26.226	1:04.243 (2)	67.68	0.489	12:32:35.762	
7 -	37.857	25.897	1:03.754 (1)	68.20		12:33:39.516	
8 -	37.947	26.338	1:04.285 (3)	67.64	0.531	12:34:43.801	
9 -	38.803	26.257	1:05.060	66.83	1.306	12:35:48.861	

P24 93 R		John FISHER		MZ ETZ250 - Illuminate Design			
IDEAL LAP TIME : 1:07.614		BEST LAP TIME : 1:07.896		DIFFERENCE : 0.282			
LAP	SECTOR 1	SECTOR 2	LAP TIME	MPH	DIFF	TIME OF DAY	
1 -		27.609	1:37.045	44.81	29.149	12:27:14.661	
2 -	43.375	26.780	1:10.155	61.98	2.259	12:28:24.816	
3 -	41.011	27.016	1:08.027	63.92	0.131	12:29:32.843	
4 -	41.104	26.860	1:07.964 (2)	63.98	0.068	12:30:40.807	
5 -	41.000	26.896	1:07.896 (1)	64.04		12:31:48.703	
6 -	41.495	26.938	1:08.433	63.54	0.537	12:32:57.136	
7 -	41.121	26.950	1:08.071	63.88	0.175	12:34:05.207	
8 -	41.359	26.614	1:07.973 (3)	63.97	0.077	12:35:13.180	

P25 67		Giles SPENCER		MZ ETZ250 -			
IDEAL LAP TIME : 1:01.228		BEST LAP TIME : 1:01.885		DIFFERENCE : 0.657			
LAP	SECTOR 1	SECTOR 2	LAP TIME	MPH	DIFF	TIME OF DAY	
1 -		24.829	1:28.761	48.99	26.876	12:27:06.377	
2 -	37.575	25.149	1:02.724	69.32	0.839	12:28:09.101	
3 -	37.411	25.002	1:02.413	69.67	0.528	12:29:11.514	
4 -	36.999	24.978	1:01.977 (2)	70.16	0.092	12:30:13.491	
5 -	37.514	24.573	1:02.087 (3)	70.04	0.202	12:31:15.578	
6 -	37.015	24.870	1:01.885 (1)	70.26		12:32:17.463	

BMCRC - MRO Championships 2022 - Rnd 9 @ Brands Hatch Indy

Illuminate Design 250MZs & Blue Haze GPF

RACE 3 - SECTOR ANALYSIS



SECTOR 1 = FL to I1, SECTOR 2 = I1 to FL, DIFF = Difference To Personal Best Lap, P = Crossed Finish Line in Pit Lane, D = Time Disallowed

P26 565 R		Louis KERSHAW		MZ ETZ250 -		
IDEAL LAP TIME :		BEST LAP TIME :		DIFFERENCE :		
LAP	SECTOR 1	SECTOR 2	LAP TIME	MPH	DIFF	TIME OF DAY
1 -		24.378	1:29.143	48.78		12:27:06.759

BMCRC - MRO Championships 2022 - Rnd 9 @ Brands Hatch Indy

Illuminate Design 250MZs & Blue Haze GPF

RACE 3 - BEST SECTORS

SECTOR 1			SECTOR 2			IDEAL / BEST COMPARISON						
POS	NO	NAME	TIME	NO	NAME	TIME	POS	NO	NAME	IDEAL	BEST	DIFF
									PERFECT LAP	53.873		
1	57	MOOK	32.527	1	ABRAHAM	21.346	1	1	ABRAHAM	53.967	54.086	0.119
2	1	ABRAHAM	32.621	4	HALIL	21.558	2	8	BALL	54.397	54.530	0.133
3	8	BALL	32.713	8	BALL	21.684	3	4	HALIL	54.422	54.473	0.051
4	4	HALIL	32.864	57	MOOK	21.988	4	57	MOOK	54.515	54.515	0.000
5	26	LEE	33.332	26	LEE	22.417	5	26	LEE	55.749	55.764	0.015
6	65	MOXON	33.685	65	MOXON	22.654	6	65	MOXON	56.339	56.397	0.058
7	151	SMITH	34.089	85	WALES	22.750	7	151	SMITH	56.874	56.924	0.050
8	85	WALES	34.256	151	SMITH	22.785	8	85	WALES	57.006	57.382	0.376
9	81	GRANT	34.263	81	GRANT	23.117	9	81	GRANT	57.380	57.552	0.172
10	69	MANN	34.451	69	MANN	23.142	10	69	MANN	57.593	57.593	0.000
11	42	PEARSON	35.035	42	PEARSON	23.194	11	42	PEARSON	58.229	58.421	0.192
12	75	WOODALL	35.281	96	KENT	23.675	12	75	WOODALL	59.214	59.214	0.000
13	96	KENT	35.822	75	WOODALL	23.933	13	96	KENT	59.497	59.811	0.314
14	32	ASHMEAD	35.872	32	ASHMEAD	24.074	14	32	ASHMEAD	59.946	1:00.106	0.160
15	13	RYAN	36.471	565	KERSHAW	24.378	15	13	RYAN	1:00.921	1:01.105	0.184
16	67	SPENCER	36.655	13	RYAN	24.450	16	67	SPENCER	1:01.228	1:01.885	0.657
17	66	LEWIS	36.836	62	READ	24.511	17	62	READ	1:01.359	1:01.453	0.094
18	62	READ	36.848	67	SPENCER	24.573	18	66	LEWIS	1:01.732	1:01.732	0.000
19	5	SAMETT	37.473	5	SAMETT	24.754	19	5	SAMETT	1:02.227	1:02.261	0.034
20	99	FIRTH	37.567	99	FIRTH	24.859	20	99	FIRTH	1:02.426	1:02.599	0.173
21	8	ASKEW	37.597	66	LEWIS	24.896	21	8	ASKEW	1:02.752	1:02.979	0.227
22	38	PETTET	37.689	8	ASKEW	25.155	22	38	PETTET	1:03.059	1:03.360	0.301
23	24	PARKER	37.757	38	PETTET	25.370	23	24	PARKER	1:03.311	1:03.311	0.000
24	14	MARKS	37.857	24	PARKER	25.554	24	14	MARKS	1:03.754	1:03.754	0.000
25	93	FISHER	41.000	14	MARKS	25.897	25	93	FISHER	1:07.614	1:07.896	0.282
26				93	FISHER	26.614	26	565	KERSHAW			

BMCRC - MRO Championships 2022 - Rnd 9 @ Brands Hatch Indy

Illuminate Design 250MZs & Blue Haze GPF

RACE 3 - STATISTICS

Competitors Started 26
Planned Start 2022-10-01 @ 12:14:00.000
Actual Start 2022-10-01 @ 12:25:37.615
Finish Time 2022-10-01 @ 12:34:46.866
Track Length 1.2079mi.
Total Laps 232
Total Distance Covered 280.2433mi.

Session Fastest Lap History

NO	CL	NAME	LAP TIME	TIME OF DAY	LAP	VEHICLE
1	GPF	David ABRAHAM	54.698	12:27:32.106	2	Suzuki RG570
1	GPF	David ABRAHAM	54.098	12:28:26.204	3	Suzuki RG570
1	GPF	David ABRAHAM	54.091	12:33:52.801	9	Suzuki RG570
1	GPF	David ABRAHAM	54.086	12:34:46.882	10	Suzuki RG570

Session Leader History

NO	CL	NAME	FROM LAP	LAPS LED	DISTANCE	VEHICLE
1	GPF	David ABRAHAM	1	10	12.07 miles	Suzuki RG570

Flag History

TYPE	TIME OF DAY
GREEN	12:25:37.615
FINISH	12:34:46.866

Flag Statistics

TYPE	COUNT	TOTAL LAPS	TOTAL TIME
Green	1	10	10:38.930
Red	0	0	0.000
Safety Car	0	0	0.000
FCY	0	0	0.000

BMCRC - MRO Championships 2022 - Rnd 9 @ Brands Hatch Indy

Illuminate Design 250MZs & Blue Haze GPF

RACE 3 - STATISTICS

CLASS : GPF

10 Starters

Fastest Lap History

NO	NAME	LAP TIME	TIME OF DAY	LAP	VEHICLE
1	David ABRAHAM	54.698	12:27:32.106	2	Suzuki RG570
1	David ABRAHAM	54.098	12:28:26.204	3	Suzuki RG570
1	David ABRAHAM	54.091	12:33:52.801	9	Suzuki RG570
1	David ABRAHAM	54.086	12:34:46.882	10	Suzuki RG570

Leader History

NO	NAME	FROM LAP	LAPS LED	DISTANCE	VEHICLE
1	David ABRAHAM	1	10	12.07 miles	Suzuki RG570

BMCRC - MRO Championships 2022 - Rnd 9 @ Brands Hatch Indy

Illuminate Design 250MZs & Blue Haze GPF

RACE 3 - STATISTICS

CLASS :

10 Starters

Fastest Lap History

NO	NAME	LAP TIME	TIME OF DAY	LAP	VEHICLE
81	Scott GRANT	58.073	12:27:59.094	2	MZ ETZ250
85	Andrew WALES	58.072	12:27:59.136	2	MZ ETZ250
69	Alexander MANN	57.820	12:27:59.340	2	MZ TS 250
81	Scott GRANT	57.803	12:31:51.561	6	MZ ETZ250
81	Scott GRANT	57.732	12:33:47.176	8	MZ ETZ250
85	Andrew WALES	57.629	12:33:47.230	8	MZ ETZ250
85	Andrew WALES	57.382	12:34:44.640	9	MZ ETZ250

Leader History

NO	NAME	FROM LAP	LAPS LED	DISTANCE	VEHICLE
81	Scott GRANT	1	2	2.41 miles	MZ ETZ250
85	Andrew WALES	3	1	1.20 miles	MZ ETZ250
81	Scott GRANT	4	1	1.20 miles	MZ ETZ250
85	Andrew WALES	5	1	1.20 miles	MZ ETZ250
81	Scott GRANT	6	3	3.62 miles	MZ ETZ250
85	Andrew WALES	9	2	2.41 miles	MZ ETZ250

BMCRC - MRO Championships 2022 - Rnd 9 @ Brands Hatch Indy

Illuminate Design 250MZs & Blue Haze GPF

RACE 3 - STATISTICS

CLASS : R

6 Starters

Fastest Lap History

NO	NAME	LAP TIME	TIME OF DAY	LAP	VEHICLE
13	Gordon RYAN	1:01.598	12:28:06.057	2	MZ ETZ250
13	Gordon RYAN	1:01.562	12:29:07.621	3	MZ ETZ250
13	Gordon RYAN	1:01.505	12:33:14.619	7	MZ ETZ250
13	Gordon RYAN	1:01.105	12:34:15.723	8	MZ ETZ250

Leader History

NO	NAME	FROM LAP	LAPS LED	DISTANCE	VEHICLE
13	Gordon RYAN	1	9	10.87 miles	MZ ETZ250

BMCRC - MRO Championships 2022 - Rnd 9 @ Brands Hatch Indy

Illuminate Design 250MZs & Blue Haze GPF

RACE 13 - GRID (10 Laps)



ROW 11	33		32		31	565 Louis KERSHAW
ROW 10	30	93 John FISHER 1:07.896	29	14 Andy MARKS 1:03.754	28	24 Tony PARKER 1:03.311
ROW 9	27	38 Chris PETTET 1:03.360	26	8 Rich ASKEW 1:02.979	25	5 Garry SAMETT 1:02.261
ROW 8	24	67 Giles SPENCER 1:01.885	23	66 Graeme LEWIS 1:01.732	22	13 Gordon RYAN 1:01.105
ROW 7	21	32 John ASHMEAD 1:00.106	20	96 Chris KENT 59.811	19	75 Peter WOODALL 59.214
ROW 6	18	69 Alexander MANN 57.593	17	81 Scott GRANT 57.552	16	85 Andrew WALES 57.382
ROW 5	15		14		13	
ROW 4	12		11	17 David PATERSON	10	99 Paul FIRTH 1:02.599
ROW 3	9	62 Ian READ 1:01.453	8	42 Martin PEARSON 58.421	7	151 Nick SMITH 56.924
ROW 2	6	65 Andrew MOXON 56.397	5	26 Damian LEE 55.764	4	8 David BALL 54.530
ROW 1	3	57 Geoff MOOK 54.515	2	4 Denis HALIL 54.473	1	1 David ABRAHAM 54.086
Pole						

Brands Hatch Indy: 1.2079 miles

These results are provisional until the conclusion of any judicial and technical matters.

Clerk Of Course :	Stewards :	Timekeeper : <i>Craig Smith</i>
-------------------	------------	------------------------------------

Results can be found at www.tsl-timing.com

Printed - 12:38 Saturday, 01 October 2022



BMCRC - MRO Championships 2022 - Rnd 9 @ Brands Hatch Indy

Illuminate Design 250MZs & Blue Haze GPF

RACE 13 - CLASSIFICATION



POS	NO	CL	PIC NAME	ENTRY	LAPS	TIME	GAP	DIFF	MPH	BEST	ON
1	1	GPF	1 David ABRAHAM	Suzuki RG570 - Cambridge Motorcycles	10	9:06.344			79.59	53.538	2
2	18	GPF	2 David BALL	Yamaha TZR250F3 - Gardiner Page and Roe pensic	10	9:15.953	9.609	9.609	78.21	54.489	10
3	4	GPF	3 Denis HALIL	Yamaha TZR250 - D & A AUTOS	10	9:17.092	10.748	1.139	78.05	54.400	4
4	57	GPF	4 Geoff MOOK	Yamaha TZR 250 -	10	9:23.143	16.799	6.051	77.22	55.259	3
5	26	GPF	5 Damian LEE	Yamaha TZR250 - Leed Autos	10	9:29.127	22.783	5.984	76.40	55.874	10
6	65	GPF	6 Andrew MOXON	Aprilia RS 250 - Vanguard motorsport Uckfield + DA	10	9:29.224	22.880	0.097	76.39	55.592	8
7	151	GPF	7 Nick SMITH	Kawasaki KR-1S - Hi-Precision Engineering Ltd	10	9:45.119	38.775	15.895	74.31	57.241	3
8	42	GPF	8 Martin PEARSON	Yamaha TZR250 -	10	9:54.110	47.766	8.991	73.19	58.090	8
9	81		1 Scott GRANT	MZ ETZ250 - Howard The Husky & Sports Bike Shop	10	10:03.080	56.736	8.970	72.10	57.373	10
10	85		2 Alexander WALES	MZ ETZ250 - Illuminated Design LTD	10	10:03.145	56.801	0.065	72.09	57.439	8
11	69		3 Andrew MANN	MZ TS 250 - HS RACING	10	10:03.192	56.848	0.047	72.09	57.361	6
12	62	GPF	9 Ian READ	Suzuki 385CC TRIPLE - MIMS Racing	9	9:22.939	1 Lap	1 Lap	69.52	1:01.362	2
13	565	R	1 Louis KERSHAW	MZ ETZ250 -	9	9:28.022	1 Lap	5.083	68.90	59.166	8
14	75		4 Peter WOODALL	MZ ETZ250 - Online Lubricants	9	9:29.327	1 Lap	1.305	68.74	59.702	3
15	32		5 John ASHMEAD	MZ ETZ250 -	9	9:29.695	1 Lap	0.368	68.69	58.840	9
16	13	R	2 Gordon RYAN	MZ ETZ250 - Prism Work Psychology	9	9:35.188	1 Lap	5.493	68.04	1:00.604	7
17	14		6 Andy MARKS	MZ ETZ250 - Kingpin Components	9	9:37.308	1 Lap	2.120	67.79	59.955	6
18	99	GPF	10 Paul FIRTH	Yamaha TZR250 - Joanne Porter	9	9:38.287	1 Lap	0.979	67.67	1:02.685	7
19	5		7 Garry SAMETT	MZ TS 250 - smallmouse	9	9:49.517	1 Lap	11.230	66.38	1:02.216	7
20	8	R	3 Rich ASKEW	MZ ETZ250 - L+R construction	9	9:51.800	1 Lap	2.283	66.13	1:02.554	7
21	66	R	4 Graeme LEWIS	MZ ETZ250 -	9	9:51.938	1 Lap	0.138	66.11	1:01.828	2
22	38		8 Chris PETTET	MZ ETZ250 -	9	10:00.696	1 Lap	8.758	65.15	1:03.321	3
23	93	R	5 John FISHER	MZ ETZ250 - Illuminate Design	8	9:34.111	2 Laps	1 Lap	60.59	1:06.636	8

NOT CLASSIFIED

DNF	96		Chris KENT	MZ ETZ250 -	3	3:24.674	7 Laps	5 Laps	63.73	59.553	2
DNF	24	R	Tony PARKER	MZ ETZ250 - Aspect Renovations	0						

FASTEST LAP

	1	GPF	David ABRAHAM	Suzuki RG570 - Cambridge Motorcycles	2	53.538			81.22 mph	130.71 kph	
	69		Alexander MANN	MZ TS 250 - HS RACING	6	57.361			75.81 mph	122.00 kph	
	565	R	Louis KERSHAW	MZ ETZ250 -	8	59.166			73.49 mph	118.28 kph	

Class GPF - 92.5% of Race Speed = 73.62 mph

Class - 92.5% of Race Speed = 66.69 mph

Class R - 92.5% of Race Speed = 63.73 mph

Weather / Track : Cloudy / Dry

These results are provisional until the conclusion of any judicial and technical matters.

Race Distance: 10 Laps / 12.07 miles

Brands Hatch Indy: 1.2079 miles

Date: 01/10/2022 Start: 15:43 Finish: 15:52

Clerk Of Course :	Stewards :	Timekeeper : <i>Craig Smith</i>
-------------------	------------	------------------------------------

Results can be found at www.tsl-timing.com

Printed - 15:53 Saturday, 01 October 2022



BMCRC - MRO Championships 2022 - Rnd 9 @ Brands Hatch Indy

Illuminate Design 250MZs & Blue Haze GPF

RACE 13 - LAP CHART

LAP 1 @ 15:44:12.521

NO	BEHIND	LAP TIME
1		58.925
18	1.852	1:00.777
4	2.079	1:01.004
57	2.580	1:01.505
26	3.109	1:02.034
151	4.063	1:02.988
65	4.169	1:03.094
42	6.103	1:05.028
62	9.514	1:08.439
99	11.327	1:10.252
69	23.667	1:22.592
81	23.753	1:22.678
85	23.783	1:22.708
96	26.139	1:25.064
75	26.317	1:25.242
13	27.103	1:26.028
32	27.257	1:26.182
565	28.776	1:27.701
14	29.120	1:28.045
5	29.657	1:28.582
8	30.537	1:29.462
38	30.663	1:29.588
66	30.922	1:29.847
93	37.032	1:35.957

LAP 2 @ 15:45:06.059

NO	BEHIND	LAP TIME
1		53.538
18	2.950	54.636
4	3.834	55.293
57	4.557	55.515
26	5.738	56.167
65	6.731	56.100
151	7.809	57.284
42	11.308	58.743
62	17.338	1:01.362
99	22.662	1:04.873
81	28.200	57.985
85	28.284	58.039
69	28.309	58.180
96	32.154	59.553
75	32.731	59.952
32	33.806	1:00.087
13	34.652	1:01.087
565	35.388	1:00.150
5	38.823	1:02.704
14	39.128	1:03.546
66	39.212	1:01.828
8	39.647	1:02.648
38	40.447	1:03.322
93	52.791	1:09.297

LAP 3 @ 15:46:00.005

NO	BEHIND	LAP TIME
1		53.946
18	3.811	54.807
4	4.986	55.098
57	5.870	55.259
26	7.670	55.878
65	9.395	56.610
151	11.104	57.241
42	15.746	58.384

62	25.316	1:01.924
99	32.254	1:03.538
81	32.336	58.082
85	32.438	58.100
69	32.461	58.098
96	38.265	1:00.057
75	38.487	59.702
32	39.540	59.680
13	41.917	1:01.211
565	41.973	1:00.531
14	47.092	1:01.910
5	47.779	1:02.902
66	48.055	1:02.789
8	48.785	1:03.084
38	49.822	1:03.321

LAP 4 @ 15:46:53.555

NO	BEHIND	LAP TIME
1		53.550
18	5.219	54.958
4	5.836	54.400
57	8.226	55.906
26	10.978	56.858
65	12.325	56.480
93	1 Lap	1:08.946
151	15.077	57.523
42	20.649	58.453
62	33.594	1:01.828
81	36.646	57.860
69	36.728	57.817
85	36.762	57.874
99	42.567	1:03.863
75	46.319	1:01.382
32	46.707	1:00.717
565	48.282	59.859
13	49.847	1:01.480
14	54.350	1:00.808

LAP 5 @ 15:47:48.842

NO	BEHIND	LAP TIME
1		55.287
66	1 Lap	1:02.327
5	1 Lap	1:03.089
8	1 Lap	1:02.671
18	4.693	54.761
38	1 Lap	1:04.105
4	5.440	54.891
57	8.379	55.440
26	11.856	56.165
65	13.297	56.259
151	17.704	57.914
42	26.308	1:00.946
93	1 Lap	1:08.884
81	39.583	58.224
85	39.675	58.200
69	40.080	58.639
62	40.455	1:02.148
99	50.663	1:03.383
75	51.508	1:00.476
32	51.592	1:00.172
565	52.811	59.816

LAP 6 @ 15:48:42.961

NO	BEHIND	LAP TIME
1		54.119
13	1 Lap	1:01.140
18	6.064	55.490
14	1 Lap	1:01.496
4	7.345	56.024
57	10.522	56.262
5	1 Lap	1:02.699
8	1 Lap	1:02.739
66	1 Lap	1:04.482
26	14.301	56.564
38	1 Lap	1:04.257
65	15.392	56.214
151	21.534	57.949
42	30.767	58.578
93	1 Lap	1:08.290
81	43.225	57.761
85	43.319	57.763
69	43.322	57.361
62	48.051	1:01.715

LAP 7 @ 15:49:38.751

NO	BEHIND	LAP TIME
1		55.790
75	1 Lap	1:01.607
99	1 Lap	1:03.227
565	1 Lap	1:01.523
32	1 Lap	1:02.798
18	5.969	55.695
4	6.168	54.613
13	1 Lap	1:01.309
57	10.101	55.369
14	1 Lap	59.955
26	14.924	56.413
65	15.628	56.026
5	1 Lap	1:02.517
66	1 Lap	1:02.389
8	1 Lap	1:03.171
38	1 Lap	1:04.256
151	24.157	58.413
42	33.450	58.473
81	45.237	57.802
85	45.320	57.791
69	45.572	58.040

LAP 8 @ 15:50:32.648

NO	BEHIND	LAP TIME
1		53.897
62	1 Lap	1:02.015
93	2 Laps	1:08.319
18	6.909	54.837
4	8.404	56.133
75	1 Lap	1:00.749
565	1 Lap	59.620
57	12.020	55.816
32	1 Lap	1:02.009
99	1 Lap	1:02.685
13	1 Lap	1:00.604
14	1 Lap	1:00.112
26	17.106	56.079
65	17.323	55.592
5	1 Lap	1:02.216
66	1 Lap	1:02.604

8	1 Lap	1:02.554
151	28.454	58.194
38	1 Lap	1:03.587
42	37.643	58.090
85	48.862	57.439
81	48.896	57.556
69	49.173	57.498

LAP 9 @ 15:51:26.280

NO	BEHIND	LAP TIME
1		53.632
62	1 Lap	1:01.749
18	8.780	55.503
4	9.384	54.612
57	14.235	55.847
93	2 Laps	1:07.782
565	1 Lap	59.166
75	1 Lap	1:00.329
32	1 Lap	59.210
26	20.569	57.095
65	20.692	57.001
13	1 Lap	1:01.412
99	1 Lap	1:03.230
14	1 Lap	1:00.570
151	33.849	59.027
5	1 Lap	1:02.514
8	1 Lap	1:02.634
66	1 Lap	1:02.844
42	42.820	58.809
38	1 Lap	1:04.177
85	52.889	57.659
81	53.023	57.759
69	53.106	57.565

LAP 10 @ 15:52:19.940

NO	BEHIND	LAP TIME
1		53.660
18	9.609	54.489
4	10.748	55.024
62	1 Lap	1:01.759
57	16.799	56.224
565	1 Lap	59.656
26	22.783	55.874
65	22.880	55.848
75	1 Lap	59.888
32	1 Lap	58.840
93	2 Laps	1:06.636
13	1 Lap	1:00.917
14	1 Lap	1:00.866
99	1 Lap	1:03.236
151	38.775	58.586
5	1 Lap	1:02.294
8	1 Lap	1:02.837
66	1 Lap	1:02.828
42	47.766	58.606
38	1 Lap	1:04.083
81	56.736	57.373
85	56.801	57.572
69	56.848	57.402

BMCRC - MRO Championships 2022 - Rnd 9 @ Brands Hatch Indy

Illuminate Design 250MZs & Blue Haze GPF

RACE 13 - SECTOR ANALYSIS



SECTOR 1 = FL to I1, SECTOR 2 = I1 to FL, DIFF = Difference To Personal Best Lap, P = Crossed Finish Line in Pit Lane, D = Time Disallowed

P1		1 GPF		David ABRAHAM		Suzuki RG570 - Cambridge Motorcycles	
IDEAL LAP TIME : 53.280		BEST LAP TIME : 53.538		DIFFERENCE : 0.258			
LAP	SECTOR 1	SECTOR 2	LAP TIME	MPH	DIFF	TIME OF DAY	
1 -		21.300	58.925	73.79	5.387	15:44:12.521	
2 -	32.279	21.259	53.538 (1)	81.22		15:45:06.059	
3 -	32.063	21.883	53.946	80.61	0.408	15:46:00.005	
4 -	32.021	21.529	53.550 (2)	81.20	0.012	15:46:53.555	
5 -	32.874	22.413	55.287	78.65	1.749	15:47:48.842	
6 -	32.433	21.686	54.119	80.35	0.581	15:48:42.961	
7 -	34.254	21.536	55.790	77.94	2.252	15:49:38.751	
8 -	32.241	21.656	53.897	80.68	0.359	15:50:32.648	
9 -	32.180	21.452	53.632 (3)	81.08	0.094	15:51:26.280	
10 -	32.396	21.264	53.660	81.03	0.122	15:52:19.940	

P2		18 GPF		David BALL		Yamaha TZR250F3 - Gardiner Page and Roe pension consultan	
IDEAL LAP TIME : 54.451		BEST LAP TIME : 54.489		DIFFERENCE : 0.038			
LAP	SECTOR 1	SECTOR 2	LAP TIME	MPH	DIFF	TIME OF DAY	
1 -		22.250	1:00.777	71.55	6.288	15:44:14.373	
2 -	32.745	21.891	54.636 (2)	79.59	0.147	15:45:09.009	
3 -	32.728	22.079	54.807	79.34	0.318	15:46:03.816	
4 -	33.149	21.809	54.958	79.12	0.469	15:46:58.774	
5 -	32.793	21.968	54.761 (3)	79.41	0.272	15:47:53.535	
6 -	33.474	22.016	55.490	78.36	1.001	15:48:49.025	
7 -	33.550	22.145	55.695	78.07	1.206	15:49:44.720	
8 -	32.777	22.060	54.837	79.30	0.348	15:50:39.557	
9 -	33.397	22.106	55.503	78.34	1.014	15:51:35.060	
10 -	32.642	21.847	54.489 (1)	79.80		15:52:29.549	

P3		4 GPF		Denis HALIL		Yamaha TZR250 - D & A AUTOS	
IDEAL LAP TIME : 54.400		BEST LAP TIME : 54.400		DIFFERENCE : 0.000			
LAP	SECTOR 1	SECTOR 2	LAP TIME	MPH	DIFF	TIME OF DAY	
1 -		22.300	1:01.004	71.28	6.604	15:44:14.600	
2 -	33.052	22.241	55.293	78.64	0.893	15:45:09.893	
3 -	32.787	22.311	55.098	78.92	0.698	15:46:04.991	
4 -	32.605	21.795	54.400 (1)	79.93		15:46:59.391	
5 -	32.883	22.008	54.891	79.22	0.491	15:47:54.282	
6 -	33.924	22.100	56.024	77.62	1.624	15:48:50.306	
7 -	32.729	21.884	54.613 (3)	79.62	0.213	15:49:44.919	
8 -	33.653	22.480	56.133	77.46	1.733	15:50:41.052	
9 -	32.711	21.901	54.612 (2)	79.62	0.212	15:51:35.664	
10 -	32.967	22.057	55.024	79.03	0.624	15:52:30.688	

P4		57 GPF		Geoff MOOK		Yamaha TZR 250 -	
IDEAL LAP TIME : 55.206		BEST LAP TIME : 55.259		DIFFERENCE : 0.053			
LAP	SECTOR 1	SECTOR 2	LAP TIME	MPH	DIFF	TIME OF DAY	
1 -		22.372	1:01.505	70.70	6.246	15:44:15.101	
2 -	33.135	22.380	55.515	78.33	0.256	15:45:10.616	
3 -	32.914	22.345	55.259 (1)	78.69		15:46:05.875	
4 -	33.417	22.489	55.906	77.78	0.647	15:47:01.781	
5 -	33.031	22.409	55.440 (3)	78.43	0.181	15:47:57.221	
6 -	33.506	22.756	56.262	77.29	1.003	15:48:53.483	
7 -	33.077	22.292	55.369 (2)	78.53	0.110	15:49:48.852	
8 -	33.011	22.805	55.816	77.90	0.557	15:50:44.668	
9 -	33.237	22.610	55.847	77.86	0.588	15:51:40.515	
10 -	33.445	22.779	56.224	77.34	0.965	15:52:36.739	

BMCRC - MRO Championships 2022 - Rnd 9 @ Brands Hatch Indy

Illuminate Design 250MZs & Blue Haze GPF

RACE 13 - SECTOR ANALYSIS



SECTOR 1 = FL to I1, SECTOR 2 = I1 to FL, DIFF = Difference To Personal Best Lap, P = Crossed Finish Line in Pit Lane, D = Time Disallowed

P5 26 GPF		Damian LEE		Yamaha TZR250 - Leed Autos		
IDEAL LAP TIME : 55.619		BEST LAP TIME : 55.874		DIFFERENCE : 0.255		
LAP	SECTOR 1	SECTOR 2	LAP TIME	MPH	DIFF	TIME OF DAY
1 -		22.575	1:02.034	70.10	6.160	15:44:15.630
2 -	33.496	22.671	56.167	77.42	0.293	15:45:11.797
3 -	33.291	22.587	55.878 (2)	77.82	0.004	15:46:07.675
4 -	33.633	23.225	56.858	76.48	0.984	15:47:04.533
5 -	33.319	22.846	56.165	77.42	0.291	15:48:00.698
6 -	33.729	22.835	56.564	76.87	0.690	15:48:57.262
7 -	33.610	22.803	56.413	77.08	0.539	15:49:53.675
8 -	33.270	22.809	56.079 (3)	77.54	0.205	15:50:49.754
9 -	33.895	23.200	57.095	76.16	1.221	15:51:46.849
10 -	33.525	22.349	55.874 (1)	77.82		15:52:42.723

P6 65 GPF		Andrew MOXON		Aprilia RS 250 - Vanguard motorsport Uckfield + DART Motorsp		
IDEAL LAP TIME : 55.567		BEST LAP TIME : 55.592		DIFFERENCE : 0.025		
LAP	SECTOR 1	SECTOR 2	LAP TIME	MPH	DIFF	TIME OF DAY
1 -		22.564	1:03.094	68.92	7.502	15:44:16.690
2 -	33.750	22.350	56.100	77.51	0.508	15:45:12.790
3 -	33.882	22.728	56.610	76.81	1.018	15:46:09.400
4 -	33.845	22.635	56.480	76.99	0.888	15:47:05.880
5 -	33.571	22.688	56.259	77.29	0.667	15:48:02.139
6 -	33.890	22.324	56.214	77.35	0.622	15:48:58.353
7 -	33.493	22.533	56.026 (3)	77.61	0.434	15:49:54.379
8 -	33.512	22.080	55.592 (1)	78.22		15:50:49.971
9 -	33.712	23.289	57.001	76.28	1.409	15:51:46.972
10 -	33.487	22.361	55.848 (2)	77.86	0.256	15:52:42.820

P7 151 GPF		Nick SMITH		Kawasaki KR-1S - Hi-Precision Engineering Ltd		
IDEAL LAP TIME : 56.881		BEST LAP TIME : 57.241		DIFFERENCE : 0.360		
LAP	SECTOR 1	SECTOR 2	LAP TIME	MPH	DIFF	TIME OF DAY
1 -		22.770	1:02.988	69.03	5.747	15:44:16.584
2 -	34.388	22.896	57.284 (2)	75.91	0.043	15:45:13.868
3 -	34.111	23.130	57.241 (1)	75.97		15:46:11.109
4 -	34.429	23.094	57.523 (3)	75.59	0.282	15:47:08.632
5 -	34.846	23.068	57.914	75.08	0.673	15:48:06.546
6 -	34.800	23.149	57.949	75.04	0.708	15:49:04.495
7 -	34.946	23.467	58.413	74.44	1.172	15:50:02.908
8 -	35.030	23.164	58.194	74.72	0.953	15:51:01.102
9 -	35.657	23.370	59.027	73.67	1.786	15:52:00.129
10 -	35.077	23.509	58.586	74.22	1.345	15:52:58.715

P8 42 GPF		Martin PEARSON		Yamaha TZR250 -		
IDEAL LAP TIME : 57.970		BEST LAP TIME : 58.090		DIFFERENCE : 0.120		
LAP	SECTOR 1	SECTOR 2	LAP TIME	MPH	DIFF	TIME OF DAY
1 -		23.327	1:05.028	66.87	6.938	15:44:18.624
2 -	35.370	23.373	58.743	74.02	0.653	15:45:17.367
3 -	35.017	23.367	58.384 (2)	74.48	0.294	15:46:15.751
4 -	35.244	23.209	58.453 (3)	74.39	0.363	15:47:14.204
5 -	35.446	25.500	1:00.946	71.35	2.856	15:48:15.150
6 -	35.229	23.349	58.578	74.23	0.488	15:49:13.728
7 -	35.063	23.410	58.473	74.36	0.383	15:50:12.201
8 -	34.761	23.329	58.090 (1)	74.85		15:51:10.291
9 -	35.129	23.680	58.809	73.94	0.719	15:52:09.100
10 -	35.147	23.459	58.606	74.20	0.516	15:53:07.706

BMCRC - MRO Championships 2022 - Rnd 9 @ Brands Hatch Indy

Illuminate Design 250MZs & Blue Haze GPF

RACE 13 - SECTOR ANALYSIS



SECTOR 1 = FL to I1, SECTOR 2 = I1 to FL, DIFF = Difference To Personal Best Lap, P = Crossed Finish Line in Pit Lane, D = Time Disallowed

P9 81		Scott GRANT		MZ ETZ250 - Howard The Husky & Sports Bike Shop Harlow		
IDEAL LAP TIME : 57.352		BEST LAP TIME : 57.373		DIFFERENCE : 0.021		
LAP	SECTOR 1	SECTOR 2	LAP TIME	MPH	DIFF	TIME OF DAY
1 -		23.740	1:22.678	52.59	25.305	15:44:36.274
2 -	34.676	23.309	57.985	74.99	0.612	15:45:34.259
3 -	34.422	23.660	58.082	74.87	0.709	15:46:32.341
4 -	34.449	23.411	57.860	75.15	0.487	15:47:30.201
5 -	34.557	23.667	58.224	74.68	0.851	15:48:28.425
6 -	34.383	23.378	57.761	75.28	0.388	15:49:26.186
7 -	34.414	23.388	57.802	75.23	0.429	15:50:23.988
8 -	34.207	23.349	57.556 (2)	75.55	0.183	15:51:21.544
9 -	34.496	23.263	57.759 (3)	75.28	0.386	15:52:19.303
10 -	34.089	23.284	57.373 (1)	75.79		15:53:16.676

P10 85		Andrew WALES		MZ ETZ250 - Illuminated Design LTD		
IDEAL LAP TIME : 57.438		BEST LAP TIME : 57.439		DIFFERENCE : 0.001		
LAP	SECTOR 1	SECTOR 2	LAP TIME	MPH	DIFF	TIME OF DAY
1 -		23.441	1:22.708	52.57	25.269	15:44:36.304
2 -	34.518	23.521	58.039	74.92	0.600	15:45:34.343
3 -	34.507	23.593	58.100	74.84	0.661	15:46:32.443
4 -	34.787	23.087	57.874	75.13	0.435	15:47:30.317
5 -	34.638	23.562	58.200	74.71	0.761	15:48:28.517
6 -	34.450	23.313	57.763	75.28	0.324	15:49:26.280
7 -	34.640	23.151	57.791	75.24	0.352	15:50:24.071
8 -	34.351	23.088	57.439 (1)	75.70		15:51:21.510
9 -	34.425	23.234	57.659 (3)	75.41	0.220	15:52:19.169
10 -	34.444	23.128	57.572 (2)	75.53	0.133	15:53:16.741

P11 69		Alexander MANN		MZ TS 250 - HS RACING		
IDEAL LAP TIME : 57.215		BEST LAP TIME : 57.361		DIFFERENCE : 0.146		
LAP	SECTOR 1	SECTOR 2	LAP TIME	MPH	DIFF	TIME OF DAY
1 -		23.505	1:22.592	52.65	25.231	15:44:36.188
2 -	34.916	23.264	58.180	74.74	0.819	15:45:34.368
3 -	34.790	23.308	58.098	74.84	0.737	15:46:32.466
4 -	34.514	23.303	57.817	75.21	0.456	15:47:30.283
5 -	34.856	23.783	58.639	74.15	1.278	15:48:28.922
6 -	34.284	23.077	57.361 (1)	75.81		15:49:26.283
7 -	34.719	23.321	58.040	74.92	0.679	15:50:24.323
8 -	34.535	22.963	57.498 (3)	75.63	0.137	15:51:21.821
9 -	34.311	23.254	57.565	75.54	0.204	15:52:19.386
10 -	34.471	22.931	57.402 (2)	75.75	0.041	15:53:16.788

P12 62 GPF		Ian READ		Suzuki 385CC TRIPLE - MiMS Racing		
IDEAL LAP TIME : 1:01.179		BEST LAP TIME : 1:01.362		DIFFERENCE : 0.183		
LAP	SECTOR 1	SECTOR 2	LAP TIME	MPH	DIFF	TIME OF DAY
1 -		24.313	1:08.439	63.53	7.077	15:44:22.035
2 -	36.866	24.496	1:01.362 (1)	70.86		15:45:23.397
3 -	36.874	25.050	1:01.924	70.22	0.562	15:46:25.321
4 -	36.965	24.863	1:01.828	70.33	0.466	15:47:27.149
5 -	37.334	24.814	1:02.148	69.97	0.786	15:48:29.297
6 -	37.026	24.689	1:01.715 (2)	70.46	0.353	15:49:31.012
7 -	37.388	24.627	1:02.015	70.12	0.653	15:50:33.027
8 -	36.954	24.795	1:01.749 (3)	70.42	0.387	15:51:34.776
9 -	36.963	24.796	1:01.759	70.41	0.397	15:52:36.535

BMCRC - MRO Championships 2022 - Rnd 9 @ Brands Hatch Indy

Illuminate Design 250MZs & Blue Haze GPF

RACE 13 - SECTOR ANALYSIS



SECTOR 1 = FL to I1, SECTOR 2 = I1 to FL, DIFF = Difference To Personal Best Lap, P = Crossed Finish Line in Pit Lane, D = Time Disallowed

P13 565 R		Louis KERSHAW		MZ ETZ250 -			
IDEAL LAP TIME : 58.960		BEST LAP TIME : 59.166		DIFFERENCE : 0.206			
LAP	SECTOR 1	SECTOR 2	LAP TIME	MPH	DIFF	TIME OF DAY	
1 -		24.814	1:27.701	49.58	28.535	15:44:41.297	
2 -	36.186	23.964	1:00.150	72.29	0.984	15:45:41.447	
3 -	36.336	24.195	1:00.531	71.84	1.365	15:46:41.978	
4 -	35.831	24.028	59.859	72.64	0.693	15:47:41.837	
5 -	35.806	24.010	59.816	72.69	0.650	15:48:41.653	
6 -	37.273	24.250	1:01.523	70.68	2.357	15:49:43.176	
7 -	35.982	23.638	59.620 (2)	72.93	0.454	15:50:42.796	
8 -	35.322	23.844	59.166 (1)	73.49		15:51:41.962	
9 -	35.936	23.720	59.656 (3)	72.89	0.490	15:52:41.618	

P14 75		Peter WOODALL		MZ ETZ250 - Online Lubricants			
IDEAL LAP TIME : 59.631		BEST LAP TIME : 59.702		DIFFERENCE : 0.071			
LAP	SECTOR 1	SECTOR 2	LAP TIME	MPH	DIFF	TIME OF DAY	
1 -		24.712	1:25.242	51.01	25.540	15:44:38.838	
2 -	35.935	24.017	59.952 (3)	72.53	0.250	15:45:38.790	
3 -	35.744	23.958	59.702 (1)	72.83		15:46:38.492	
4 -	36.740	24.642	1:01.382	70.84	1.680	15:47:39.874	
5 -	36.184	24.292	1:00.476	71.90	0.774	15:48:40.350	
6 -	36.958	24.649	1:01.607	70.58	1.905	15:49:41.957	
7 -	36.207	24.542	1:00.749	71.58	1.047	15:50:42.706	
8 -	36.170	24.159	1:00.329	72.08	0.627	15:51:43.035	
9 -	35.673	24.215	59.888 (2)	72.61	0.186	15:52:42.923	

P15 32		John ASHMEAD		MZ ETZ250 -			
IDEAL LAP TIME : 58.686		BEST LAP TIME : 58.840		DIFFERENCE : 0.154			
LAP	SECTOR 1	SECTOR 2	LAP TIME	MPH	DIFF	TIME OF DAY	
1 -		24.555	1:26.182	50.45	27.342	15:44:39.778	
2 -	36.336	23.751	1:00.087	72.37	1.247	15:45:39.865	
3 -	35.699	23.981	59.680 (3)	72.86	0.840	15:46:39.545	
4 -	36.249	24.468	1:00.717	71.62	1.877	15:47:40.262	
5 -	35.927	24.245	1:00.172	72.26	1.332	15:48:40.434	
6 -	37.625	25.173	1:02.798	69.24	3.958	15:49:43.232	
7 -	37.520	24.489	1:02.009	70.12	3.169	15:50:45.241	
8 -	35.110	24.100	59.210 (2)	73.44	0.370	15:51:44.451	
9 -	35.264	23.576	58.840 (1)	73.90		15:52:43.291	

P16 13 R		Gordon RYAN		MZ ETZ250 - Prism Work Psychology			
IDEAL LAP TIME : 1:00.604		BEST LAP TIME : 1:00.604		DIFFERENCE : 0.000			
LAP	SECTOR 1	SECTOR 2	LAP TIME	MPH	DIFF	TIME OF DAY	
1 -		24.531	1:26.028	50.54	25.424	15:44:39.624	
2 -	36.697	24.390	1:01.087 (3)	71.18	0.483	15:45:40.711	
3 -	36.699	24.512	1:01.211	71.04	0.607	15:46:41.922	
4 -	37.010	24.470	1:01.480	70.73	0.876	15:47:43.402	
5 -	36.584	24.556	1:01.140	71.12	0.536	15:48:44.542	
6 -	36.733	24.576	1:01.309	70.92	0.705	15:49:45.851	
7 -	36.255	24.349	1:00.604 (1)	71.75		15:50:46.455	
8 -	36.704	24.708	1:01.412	70.81	0.808	15:51:47.867	
9 -	36.316	24.601	1:00.917 (2)	71.38	0.313	15:52:48.784	

BMCRC - MRO Championships 2022 - Rnd 9 @ Brands Hatch Indy

Illuminate Design 250MZs & Blue Haze GPF

RACE 13 - SECTOR ANALYSIS



SECTOR 1 = FL to I1, SECTOR 2 = I1 to FL, DIFF = Difference To Personal Best Lap, P = Crossed Finish Line in Pit Lane, D = Time Disallowed

P17 14 Andy MARKS			MZ ETZ250 - Kingpin Components			
IDEAL LAP TIME : 59.913		BEST LAP TIME : 59.955		DIFFERENCE : 0.042		
LAP	SECTOR 1	SECTOR 2	LAP TIME	MPH	DIFF	TIME OF DAY
1 -		24.636	1:28.045	49.39	28.090	15:44:41.641
2 -	38.367	25.179	1:03.546	68.43	3.591	15:45:45.187
3 -	36.934	24.976	1:01.910	70.24	1.955	15:46:47.097
4 -	36.250	24.558	1:00.808	71.51	0.853	15:47:47.905
5 -	36.815	24.681	1:01.496	70.71	1.541	15:48:49.401
6 -	35.528	24.427	59.955 (1)	72.53		15:49:49.356
7 -	35.727	24.385	1:00.112 (2)	72.34	0.157	15:50:49.468
8 -	36.182	24.388	1:00.570 (3)	71.79	0.615	15:51:50.038
9 -	36.450	24.416	1:00.866	71.44	0.911	15:52:50.904

P18 99 GPF Paul FIRTH			Yamaha TZR250 - Joanne Porter			
IDEAL LAP TIME : 1:02.516		BEST LAP TIME : 1:02.685		DIFFERENCE : 0.169		
LAP	SECTOR 1	SECTOR 2	LAP TIME	MPH	DIFF	TIME OF DAY
1 -		25.278	1:10.252	61.89	7.567	15:44:23.848
2 -	39.319	25.554	1:04.873	67.03	2.188	15:45:28.721
3 -	38.515	25.023	1:03.538	68.44	0.853	15:46:32.259
4 -	38.410	25.453	1:03.863	68.09	1.178	15:47:36.122
5 -	38.339	25.044	1:03.383	68.60	0.698	15:48:39.505
6 -	38.287	24.940	1:03.227 (2)	68.77	0.542	15:49:42.732
7 -	37.576	25.109	1:02.685 (1)	69.37		15:50:45.417
8 -	38.053	25.177	1:03.230 (3)	68.77	0.545	15:51:48.647
9 -	38.013	25.223	1:03.236	68.76	0.551	15:52:51.883

P19 5 Garry SAMETT			MZ TS 250 - smallmouse			
IDEAL LAP TIME : 1:02.055		BEST LAP TIME : 1:02.216		DIFFERENCE : 0.161		
LAP	SECTOR 1	SECTOR 2	LAP TIME	MPH	DIFF	TIME OF DAY
1 -		24.829	1:28.582	49.09	26.366	15:44:42.178
2 -	37.630	25.074	1:02.704	69.35	0.488	15:45:44.882
3 -	37.864	25.038	1:02.902	69.13	0.686	15:46:47.784
4 -	37.929	25.160	1:03.089	68.92	0.873	15:47:50.873
5 -	37.965	24.734	1:02.699	69.35	0.483	15:48:53.572
6 -	37.551	24.966	1:02.517	69.55	0.301	15:49:56.089
7 -	37.321	24.895	1:02.216 (1)	69.89		15:50:58.305
8 -	37.617	24.897	1:02.514 (3)	69.56	0.298	15:52:00.819
9 -	37.538	24.756	1:02.294 (2)	69.80	0.078	15:53:03.113

P20 8 R Rich ASKEW			MZ ETZ250 - L+R construction			
IDEAL LAP TIME : 1:02.296		BEST LAP TIME : 1:02.554		DIFFERENCE : 0.258		
LAP	SECTOR 1	SECTOR 2	LAP TIME	MPH	DIFF	TIME OF DAY
1 -		25.242	1:29.462	48.60	26.908	15:44:43.058
2 -	37.533	25.115	1:02.648 (3)	69.41	0.094	15:45:45.706
3 -	37.607	25.477	1:03.084	68.93	0.530	15:46:48.790
4 -	37.402	25.269	1:02.671	69.38	0.117	15:47:51.461
5 -	37.802	24.937	1:02.739	69.31	0.185	15:48:54.200
6 -	37.674	25.497	1:03.171	68.83	0.617	15:49:57.371
7 -	37.420	25.134	1:02.554 (1)	69.51		15:50:59.925
8 -	37.359	25.275	1:02.634 (2)	69.42	0.080	15:52:02.559
9 -	37.434	25.403	1:02.837	69.20	0.283	15:53:05.396

BMCRC - MRO Championships 2022 - Rnd 9 @ Brands Hatch Indy

Illuminate Design 250MZs & Blue Haze GPF

RACE 13 - SECTOR ANALYSIS



SECTOR 1 = FL to I1, SECTOR 2 = I1 to FL, DIFF = Difference To Personal Best Lap, P = Crossed Finish Line in Pit Lane, D = Time Disallowed

P21 66 R		Graeme LEWIS		MZ ETZ250 -		
IDEAL LAP TIME : 1:01.663		BEST LAP TIME : 1:01.828		DIFFERENCE : 0.165		
LAP	SECTOR 1	SECTOR 2	LAP TIME	MPH	DIFF	TIME OF DAY
1 -		25.143	1:29.847	48.40	28.019	15:44:43.443
2 -	37.095	24.733	1:01.828 (1)	70.33		15:45:45.271
3 -	38.048	24.741	1:02.789	69.25	0.961	15:46:48.060
4 -	37.140	25.187	1:02.327 (2)	69.77	0.499	15:47:50.387
5 -	39.510	24.972	1:04.482	67.43	2.654	15:48:54.869
6 -	36.930	25.459	1:02.389 (3)	69.70	0.561	15:49:57.258
7 -	37.708	24.896	1:02.604	69.46	0.776	15:50:59.862
8 -	37.031	25.813	1:02.844	69.19	1.016	15:52:02.706
9 -	37.522	25.306	1:02.828	69.21	1.000	15:53:05.534

P22 38		Chris PETTET		MZ ETZ250 -		
IDEAL LAP TIME : 1:02.919		BEST LAP TIME : 1:03.321		DIFFERENCE : 0.402		
LAP	SECTOR 1	SECTOR 2	LAP TIME	MPH	DIFF	TIME OF DAY
1 -		25.135	1:29.588	48.53	26.267	15:44:43.184
2 -	37.976	25.346	1:03.322 (2)	68.67	0.001	15:45:46.506
3 -	37.784	25.537	1:03.321 (1)	68.67		15:46:49.827
4 -	38.522	25.583	1:04.105	67.83	0.784	15:47:53.932
5 -	38.711	25.546	1:04.257	67.67	0.936	15:48:58.189
6 -	38.671	25.585	1:04.256	67.67	0.935	15:50:02.445
7 -	37.996	25.591	1:03.587 (3)	68.38	0.266	15:51:06.032
8 -	38.277	25.900	1:04.177	67.75	0.856	15:52:10.209
9 -	38.524	25.559	1:04.083	67.85	0.762	15:53:14.292

P23 93 R		John FISHER		MZ ETZ250 - Illuminate Design		
IDEAL LAP TIME : 1:06.636		BEST LAP TIME : 1:06.636		DIFFERENCE : 0.000		
LAP	SECTOR 1	SECTOR 2	LAP TIME	MPH	DIFF	TIME OF DAY
1 -		27.252	1:35.957	45.31	29.321	15:44:49.553
2 -	41.899	27.398	1:09.297	62.75	2.661	15:45:58.850
3 -	41.507	27.439	1:08.946	63.07	2.310	15:47:07.796
4 -	41.496	27.388	1:08.884	63.12	2.248	15:48:16.680
5 -	40.973	27.317	1:08.290 (3)	63.67	1.654	15:49:24.970
6 -	41.162	27.157	1:08.319	63.65	1.683	15:50:33.289
7 -	40.895	26.887	1:07.782 (2)	64.15	1.146	15:51:41.071
8 -	40.277	26.359	1:06.636 (1)	65.25		15:52:47.707

P24 96		Chris KENT		MZ ETZ250 -		
IDEAL LAP TIME : 59.553		BEST LAP TIME : 59.553		DIFFERENCE : 0.000		
LAP	SECTOR 1	SECTOR 2	LAP TIME	MPH	DIFF	TIME OF DAY
1 -		24.300	1:25.064	51.12	25.511	15:44:38.660
2 -	35.683	23.870	59.553 (1)	73.02		15:45:38.213
3 -	35.892	24.165	1:00.057 (2)	72.40	0.504	15:46:38.270

BMCRC - MRO Championships 2022 - Rnd 9 @ Brands Hatch Indy

Illuminate Design 250MZs & Blue Haze GPF

RACE 13 - BEST SECTORS

SECTOR 1			SECTOR 2			IDEAL / BEST COMPARISON						
POS	NO	NAME	TIME	NO	NAME	TIME	POS	NO	NAME	IDEAL	BEST	DIFF
									PERFECT LAP	53.280		
1	1	ABRAHAM	32.021	1	ABRAHAM	21.259	1	1	ABRAHAM	53.280	53.538	0.258
2	4	HALIL	32.605	4	HALIL	21.795	2	4	HALIL	54.400	54.400	0.000
3	18	BALL	32.642	18	BALL	21.809	3	18	BALL	54.451	54.489	0.038
4	57	MOOK	32.914	65	MOXON	22.080	4	57	MOOK	55.206	55.259	0.053
5	26	LEE	33.270	57	MOOK	22.292	5	65	MOXON	55.567	55.592	0.025
6	65	MOXON	33.487	26	LEE	22.349	6	26	LEE	55.619	55.874	0.255
7	81	GRANT	34.089	151	SMITH	22.770	7	151	SMITH	56.881	57.241	0.360
8	151	SMITH	34.111	69	MANN	22.931	8	69	MANN	57.215	57.361	0.146
9	69	MANN	34.284	85	WALES	23.087	9	81	GRANT	57.352	57.373	0.021
10	85	WALES	34.351	42	PEARSON	23.209	10	85	WALES	57.438	57.439	0.001
11	42	PEARSON	34.761	81	GRANT	23.263	11	42	PEARSON	57.970	58.090	0.120
12	32	ASHMEAD	35.110	32	ASHMEAD	23.576	12	32	ASHMEAD	58.686	58.840	0.154
13	565	KERSHAW	35.322	565	KERSHAW	23.638	13	565	KERSHAW	58.960	59.166	0.206
14	14	MARKS	35.528	96	KENT	23.870	14	96	KENT	59.553	59.553	0.000
15	75	WOODALL	35.673	75	WOODALL	23.958	15	75	WOODALL	59.631	59.702	0.071
16	96	KENT	35.683	62	READ	24.313	16	14	MARKS	59.913	59.955	0.042
17	13	RYAN	36.255	13	RYAN	24.349	17	13	RYAN	1:00.604	1:00.604	0.000
18	62	READ	36.866	14	MARKS	24.385	18	62	READ	1:01.179	1:01.362	0.183
19	66	LEWIS	36.930	66	LEWIS	24.733	19	66	LEWIS	1:01.663	1:01.828	0.165
20	5	SAMETT	37.321	5	SAMETT	24.734	20	5	SAMETT	1:02.055	1:02.216	0.161
21	8	ASKEW	37.359	8	ASKEW	24.937	21	8	ASKEW	1:02.296	1:02.554	0.258
22	99	FIRTH	37.576	99	FIRTH	24.940	22	99	FIRTH	1:02.516	1:02.685	0.169
23	38	PETTET	37.784	38	PETTET	25.135	23	38	PETTET	1:02.919	1:03.321	0.402
24	93	FISHER	40.277	93	FISHER	26.359	24	93	FISHER	1:06.636	1:06.636	0.000
25												

BMCRC - MRO Championships 2022 - Rnd 9 @ Brands Hatch Indy

Illuminate Design 250MZs & Blue Haze GPF

RACE 13 - STATISTICS

Competitors Started 25
Planned Start 2022-10-01 @ 15:42:00.000
Actual Start 2022-10-01 @ 15:43:13.595
Finish Time 2022-10-01 @ 15:52:19.939
Track Length 1.2079mi.
Total Laps 220
Total Distance Covered 265.7480mi.

Session Fastest Lap History

NO	CL	NAME	LAP TIME	TIME OF DAY	LAP	VEHICLE
1	GPF	David ABRAHAM	53.538	15:45:06.081	2	Suzuki RG570

Session Leader History

NO	CL	NAME	FROM LAP	LAPS LED	DISTANCE	VEHICLE
1	GPF	David ABRAHAM	1	10	12.07 miles	Suzuki RG570

Flag History

TYPE	TIME OF DAY
GREEN	15:43:13.595
FINISH	15:52:19.939

Flag Statistics

TYPE	COUNT	TOTAL LAPS	TOTAL TIME
Green	1	10	10:12.153
Red	0	0	0.000
Safety Car	0	0	0.000
FCY	0	0	0.000

BMCRC - MRO Championships 2022 - Rnd 9 @ Brands Hatch Indy

Illuminate Design 250MZs & Blue Haze GPF

RACE 13 - STATISTICS

CLASS :

9 Starters

Fastest Lap History

NO	NAME	LAP TIME	TIME OF DAY	LAP	VEHICLE
81	Scott GRANT	57.985	15:45:34.291	2	MZ ETZ250
81	Scott GRANT	57.860	15:47:30.234	4	MZ ETZ250
69	Alexander MANN	57.817	15:47:30.302	4	MZ TS 250
81	Scott GRANT	57.761	15:49:26.219	6	MZ ETZ250
69	Alexander MANN	57.361	15:49:26.283	6	MZ TS 250

Leader History

NO	NAME	FROM LAP	LAPS LED	DISTANCE	VEHICLE
69	Alexander MANN	1	1	1.20 miles	MZ TS 250
81	Scott GRANT	2	6	7.24 miles	MZ ETZ250
85	Andrew WALES	8	2	2.41 miles	MZ ETZ250
81	Scott GRANT	10	1	1.20 miles	MZ ETZ250

BMCRC - MRO Championships 2022 - Rnd 9 @ Brands Hatch Indy

Illuminate Design 250MZs & Blue Haze GPF

RACE 13 - STATISTICS

CLASS : R

6 Starters

Fastest Lap History

NO	NAME	LAP TIME	TIME OF DAY	LAP	VEHICLE
13	Gordon RYAN	1:01.087	15:45:40.743	2	MZ ETZ250
565	Louis KERSHAW	1:00.150	15:45:41.479	2	MZ ETZ250
565	Louis KERSHAW	59.859	15:47:41.869	4	MZ ETZ250
565	Louis KERSHAW	59.816	15:48:41.684	5	MZ ETZ250
565	Louis KERSHAW	59.620	15:50:42.793	7	MZ ETZ250
565	Louis KERSHAW	59.166	15:51:41.994	8	MZ ETZ250

Leader History

NO	NAME	FROM LAP	LAPS LED	DISTANCE	VEHICLE
13	Gordon RYAN	1	3	3.62 miles	MZ ETZ250
565	Louis KERSHAW	4	6	7.24 miles	MZ ETZ250

BMCRC - MRO Championships 2022 - Rnd 9 @ Brands Hatch Indy

Illuminate Design 250MZs & Blue Haze GPF

RACE 13 - STATISTICS

CLASS : GPF

10 Starters

Fastest Lap History

NO	NAME	LAP TIME	TIME OF DAY	LAP	VEHICLE
1	David ABRAHAM	53.538	15:45:06.081	2	Suzuki RG570

Leader History

NO	NAME	FROM LAP	LAPS LED	DISTANCE	VEHICLE
1	David ABRAHAM	1	10	12.07 miles	Suzuki RG570

BMCRC - MRO Championships 2022 - Rnd 9 @ Brands Hatch Indy

Illuminate Design 250MZs & Blue Haze GPF

RACE 3 - GRID (12 Laps)



ROW 11	33		32	17 David PATERSON	31	99 Paul FIRTH	1:02.685
ROW 10	30	1:01.362 62 Ian READ	29	58.090 42 Martin PEARSON	28	57.241 151 Nick SMITH	
ROW 9	27	55.874 26 Damian LEE	26	55.592 65 Andrew MOXON	25	55.259 57 Geoff MOOK	
ROW 8	24	54.489 18 David BALL	23	54.400 4 Denis HALIL	22	53.538 41 David ABRAHAM	
ROW 7	21		20		19		
ROW 6	18		17		16	67 Giles SPENCER	
ROW 5	15	24 Tony PARKER	14	1:06.636 93 John FISHER	13	1:03.321 38 Chris PETTET	
ROW 4	12	1:02.554 8 Rich ASKEW	11	1:02.216 5 Garry SAMETT	10	1:01.828 66 Graeme LEWIS	
ROW 3	9	1:00.604 13 Gordon RYAN	8	59.955 14 Andy MARKS	7	59.702 75 Peter WOODALL	
ROW 2	6	59.553 96 Chris KENT	5	59.166 565 Louis KERSHAW	4	58.840 32 John ASHMEAD	
ROW 1	3	57.439 85 Andrew WALES	2	57.373 1 Scott GRANT	1	57.361 69 Alexander MANN	Pole

Brands Hatch Indy: 1.2079 miles

These results are provisional until the conclusion of any judicial and technical matters.

Clerk Of Course :	Stewards :	Timekeeper : <i>Craig Smith</i>
-------------------	------------	------------------------------------

Results can be found at www.tsl-timing.com

Printed - 15:56 Saturday, 01 October 2022



BMCRC - MRO Championships 2022 - Rnd 9 @ Brands Hatch Indy

Illuminate Design 250MZs & Blue Haze GPF

RACE 3 - CLASSIFICATION



POS	NO	CL	PIC NAME	ENTRY	LAPS	TIME	GAP	DIFF	MPH	BEST	ON
1	85		1 Andrew WALES	MZ ETZ250 - Illuminated Design LTD	12	12:31.714			69.41	1:00.806	12
2	1		2 Scott GRANT	MZ ETZ250 - Howard The Husky & Sports Bike Sho	12	12:36.695	4.981	4.981	68.96	1:01.001	9
3	18	GPF	1 David BALL	Yamaha TZR250F3 - Gardiner Page and Roe pensic	12	12:55.672	23.958	18.977	67.27	1:00.634	2
4	4	GPF	2 Denis HALIL	Yamaha TZR250 - D & A AUTOS	12	12:57.594	25.880	1.922	67.10	1:00.898	8
5	565	R	1 Louis KERSHAW	MZ ETZ250 -	12	13:01.438	29.724	3.844	66.77	1:02.841	12
6	13	R	2 Gordon RYAN	MZ ETZ250 - Prism Work Psychology	12	13:01.531	29.817	0.093	66.77	1:02.580	12
7	14		3 Andy MARKS	MZ ETZ250 - Kingpin Components	12	13:09.234	37.520	7.703	66.11	1:04.104	11
8	42	GPF	3 Martin PEARSON	Yamaha TZR250 -	12	13:11.204	39.490	1.970	65.95	1:01.843	11
9	41	GPF	4 David ABRAHAM	Suzuki RG570 - Cambridge Motorcycles	12	13:15.633	43.919	4.429	65.58	1:02.151	8
10	96		4 Chris KENT	MZ ETZ250 -	12	13:17.523	45.809	1.890	65.43	1:04.582	12
11	32		5 John ASHMEAD	MZ ETZ250 -	12	13:17.622	45.908	0.099	65.42	1:04.829	11
12	151	GPF	5 Nick SMITH	Kawasaki KR-1S - Hi-Precision Engineering Ltd	12	13:22.084	50.370	4.462	65.05	1:02.994	8
13	8	R	3 Rich ASKEW	MZ ETZ250 - L+R construction	12	13:30.373	58.659	8.289	64.39	1:05.298	3
14	5		6 Garry SAMETT	MZ TS 250 - smallmouse	11	12:39.223	1 Lap	1 Lap	63.00	1:06.222	11
15	24	R	4 Tony PARKER	MZ ETZ250 - Aspect Renovations	11	12:46.428	1 Lap	7.205	62.41	1:07.115	9
16	66	R	5 Graeme LEWIS	MZ ETZ250 -	11	12:58.056	1 Lap	11.628	61.47	1:08.385	8
17	99	GPF	6 Paul FIRTH	Yamaha TZR250 - Joanne Porter	11	13:29.573	1 Lap	31.517	59.08	1:07.955	11
18	38		7 Chris PETTET	MZ ETZ250 -	11	13:39.841	1 Lap	10.268	58.34	1:12.412	3
19	93	R	6 John FISHER	MZ ETZ250 - Illuminate Design	10	12:37.142	2 Laps	1 Lap	57.43	1:12.875	6

NOT CLASSIFIED

DNF	69		Alexander MANN	MZ TS 250 - HS RACING	11	11:58.130	1 Lap	0.000	66.60	1:02.704	11
DNF	26	GPF	Damian LEE	Yamaha TZR250 - Leed Autos	8	8:52.923	4 Laps	3 Laps	65.27	1:00.829	7
DNF	57	GPF	Geoff MOOK	Yamaha TZR 250 -	2	2:38.580	10 Laps	6 Laps	54.84	1:00.060	2
DNF	65	GPF	Andrew MOXON	Aprilia RS 250 - Vanguard motorsport Uckfield + DA	0						

FASTEST LAP

	57	GPF	Geoff MOOK	Yamaha TZR 250 -	2	1:00.060			72.40 mph	116.52 kph	
	85		Andrew WALES	MZ ETZ250 - Illuminated Design LTD	12	1:00.806			71.51 mph	115.09 kph	
	13	R	Gordon RYAN	MZ ETZ250 - Prism Work Psychology	12	1:02.580			69.48 mph	111.83 kph	

Class - 92.5% of Race Speed = 64.20 mph
 Class GPF - 92.5% of Race Speed = 62.22 mph
 Class R - 92.5% of Race Speed = 61.76 mph

Weather / Track : Cloudy / Wet

These results are provisional until the conclusion of any judicial and technical matters.

Race Distance: 12 Laps / 14.49 miles

Brands Hatch Indy: 1.2079 miles

Date: 02/10/2022 Start: 10:56 Finish: 11:08

Clerk Of Course :	Stewards :	Timekeeper : <i>Craig Smith</i>
-------------------	------------	------------------------------------

Results can be found at www.tsl-timing.com

Printed - 11:10 Sunday, 02 October 2022



BMCRC - MRO Championships 2022 - Rnd 9 @ Brands Hatch Indy

Illuminate Design 250MZs & Blue Haze GPF

RACE 3 - LAP CHART

LAP 1 @ 10:57:18.459

NO	BEHIND	LAP TIME
1		1:09.961
85	0.136	1:10.097
69	0.916	1:10.877
96	2.033	1:11.994
32	2.104	1:12.065
565	2.656	1:12.617
13	2.853	1:12.814
14	3.864	1:13.825
8	4.601	1:14.562
5	8.727	1:18.688
66	9.244	1:19.205
24	9.596	1:19.557
38	10.650	1:20.611
93	15.884	1:25.845
18	27.569	1:37.530
4	28.158	1:38.119
57	28.559	1:38.520
41	30.389	1:40.350
26	31.788	1:41.749
151	31.875	1:41.836
42	33.107	1:43.068
99	41.813	1:51.774

LAP 2 @ 10:58:21.512

NO	BEHIND	LAP TIME
1		1:03.053
85	0.084	1:03.001
69	3.088	1:05.225
96	4.039	1:05.059
32	5.257	1:06.206
565	5.423	1:05.820
13	5.672	1:05.872
14	7.071	1:06.260
8	7.709	1:06.161
5	16.288	1:10.614
66	17.086	1:10.895
24	17.329	1:10.786
38	20.416	1:12.819
18	25.150	1:00.634
57	25.566	1:00.060
4	26.895	1:01.790
41	29.844	1:02.508
93	30.231	1:17.400
26	30.412	1:01.677
151	32.638	1:03.816
42	33.631	1:03.577
99	49.119	1:10.359

LAP 3 @ 10:59:24.069

NO	BEHIND	LAP TIME
85		1:02.473
1	0.145	1:02.702
69	5.887	1:05.356
96	7.430	1:05.948
565	8.465	1:05.599
13	8.782	1:05.667
32	9.544	1:06.844
14	9.626	1:05.112
8	10.450	1:05.298
5	22.909	1:09.178
66	23.673	1:09.144
18	24.178	1:01.585

24	26.899	1:12.127
4	27.446	1:03.108
26	30.234	1:02.379
38	30.271	1:12.412
41	31.041	1:03.754
42	34.188	1:03.114
151	34.990	1:04.909
93	42.353	1:14.679
99	56.281	1:09.719

LAP 4 @ 11:00:26.119

NO	BEHIND	LAP TIME
85		1:02.050
1	0.381	1:02.286
69	8.588	1:04.751
96	10.700	1:05.320
565	11.509	1:05.094
13	11.648	1:04.916
14	12.457	1:04.881
32	13.279	1:05.785
8	14.067	1:05.667
18	23.611	1:01.483
4	27.256	1:01.860
5	30.021	1:09.162
26	30.176	1:01.992
66	30.847	1:09.224
41	32.700	1:03.709
24	33.857	1:09.008
42	34.927	1:02.789
151	36.266	1:03.326
38	41.255	1:13.034
93	55.050	1:14.747

LAP 5 @ 11:01:28.637

NO	BEHIND	LAP TIME
85		1:02.518
1	0.058	1:02.195
99	1 Lap	1:08.884
69	11.290	1:05.220
13	13.816	1:04.686
565	14.009	1:05.018
96	14.057	1:05.875
14	14.712	1:04.773
32	16.057	1:05.296
8	18.592	1:07.043
18	22.538	1:01.445
4	26.796	1:02.058
26	29.325	1:01.667
41	34.717	1:04.535
42	35.227	1:02.818
5	35.677	1:08.174
151	37.249	1:03.501
66	37.788	1:09.459
24	39.370	1:08.031
38	52.219	1:13.482

LAP 6 @ 11:02:30.201

NO	BEHIND	LAP TIME
1		1:01.506
85	0.202	1:01.766
93	1 Lap	1:13.519
99	1 Lap	1:09.272
69	14.986	1:05.260
13	16.111	1:03.859

565	17.605	1:05.160
96	18.271	1:05.778
14	18.641	1:05.493
32	20.151	1:05.658
18	22.654	1:01.680
8	23.496	1:06.468
4	27.226	1:01.994
26	28.996	1:01.235
42	35.852	1:02.189
41	36.473	1:03.320
151	39.446	1:03.761
5	42.614	1:08.501
24	46.512	1:08.706
66	46.638	1:10.414

LAP 7 @ 11:03:32.530

NO	BEHIND	LAP TIME
85		1:02.127
1	0.607	1:02.936
38	1 Lap	1:14.516
93	1 Lap	1:12.875
99	1 Lap	1:10.081
69	17.668	1:05.011
13	18.260	1:04.478
565	18.847	1:03.571
18	21.318	1:00.993
96	21.619	1:05.677
14	21.797	1:05.485
32	23.991	1:06.169
4	26.660	1:01.763
8	27.025	1:05.858
26	27.496	1:00.829
42	35.779	1:02.256
41	36.349	1:02.205
151	41.075	1:03.958
5	47.708	1:07.423
24	52.082	1:07.899
66	53.244	1:08.935

LAP 8 @ 11:04:34.248

NO	BEHIND	LAP TIME
1		1:01.111
85	0.106	1:01.824
38	1 Lap	1:13.048
18	21.931	1:02.331
69	22.995	1:07.045
565	23.080	1:05.951
13	23.813	1:07.271
99	1 Lap	1:09.739
14	24.714	1:04.635
4	25.840	1:00.898
26	27.173	1:01.395
96	27.208	1:07.307
32	27.661	1:05.388
93	1 Lap	1:14.617
8	31.254	1:05.947
42	36.320	1:02.259
41	36.782	1:02.151
151	42.351	1:02.994
5	52.696	1:06.706
24	58.001	1:07.637
66	59.911	1:08.385

LAP 9 @ 11:05:35.249

NO	BEHIND	LAP TIME
1		1:01.001
85	0.227	1:01.122
18	22.550	1:01.620
69	24.997	1:03.003
565	25.401	1:03.322
4	25.986	1:01.147
13	26.237	1:03.425
38	1 Lap	1:13.336
14	28.067	1:04.354
96	32.944	1:06.737
99	1 Lap	1:09.977
32	33.192	1:06.532
42	37.659	1:02.340
8	37.705	1:07.452
41	39.451	1:03.670
93	1 Lap	1:15.727
151	44.355	1:03.005
5	58.802	1:07.107

LAP 10 @ 11:06:37.479

NO	BEHIND	LAP TIME
1		1:02.230
85	0.206	1:02.209
24	1 Lap	1:07.115
66	1 Lap	1:11.942
18	21.698	1:01.378
4	25.030	1:01.274
69	26.445	1:03.678
565	26.624	1:03.453
13	27.020	1:03.013
14	31.264	1:05.427
42	38.105	1:02.676
32	38.315	1:07.353
96	38.441	1:07.727
38	1 Lap	1:14.225
41	40.611	1:03.390
99	1 Lap	1:11.236
8	43.305	1:07.830
151	45.795	1:03.670
93	1 Lap	1:13.433

LAP 11 @ 11:07:39.406

NO	BEHIND	LAP TIME
85		1:01.721
1	1.106	1:03.033
5	1 Lap	1:07.448
24	1 Lap	1:07.515
66	1 Lap	1:09.944
18	22.052	1:02.281
4	24.912	1:01.809
69	27.222	1:02.704
565	27.689	1:02.992
13	28.043	1:02.950
14	33.441	1:04.104
42	38.021	1:01.843
32	41.217	1:04.829
41	41.315	1:02.631
96	42.033	1:05.519
151	47.561	1:03.693
99	1 Lap	1:10.577
8	50.945	1:09.567
38	1 Lap	1:15.318

LAP 12 @ 11:08:40.212

NO	BEHIND	LAP TIME
85		1:00.806
1	4.981	1:04.681
93	2 Laps	1:14.300
5	1 Lap	1:06.222
24	1 Lap	1:08.047
18	23.958	1:02.712
4	25.880	1:01.774
66	1 Lap	1:10.509
565	29.724	1:02.841
13	29.817	1:02.580
14	37.520	1:04.885
42	39.490	1:02.275
41	43.919	1:03.410
96	45.809	1:04.582
32	45.908	1:05.497
151	50.370	1:03.615
99	1 Lap	1:07.955
8	58.659	1:08.520
38	1 Lap	1:17.400

BMCRC - MRO Championships 2022 - Rnd 9 @ Brands Hatch Indy

Illuminate Design 250MZs & Blue Haze GPF

RACE 3 - SECTOR ANALYSIS



SECTOR 1 = FL to I1, SECTOR 2 = I1 to FL, DIFF = Difference To Personal Best Lap, P = Crossed Finish Line in Pit Lane, D = Time Disallowed

P1 85		Andrew WALES		MZ ETZ250 - Illuminated Design LTD			
IDEAL LAP TIME : 1:00.806		BEST LAP TIME : 1:00.806		DIFFERENCE : 0.000			
LAP	SECTOR 1	SECTOR 2	LAP TIME	MPH	DIFF	TIME OF DAY	
1 -		26.116	1:10.097	62.03	9.291	10:57:18.595	
2 -	37.766	25.235	1:03.001	69.02	2.195	10:58:21.596	
3 -	37.344	25.129	1:02.473	69.60	1.667	10:59:24.069	
4 -	36.867	25.183	1:02.050	70.08	1.244	11:00:26.119	
5 -	37.083	25.435	1:02.518	69.55	1.712	11:01:28.637	
6 -	36.896	24.870	1:01.766	70.40	0.960	11:02:30.403	
7 -	36.776	25.351	1:02.127	69.99	1.321	11:03:32.530	
8 -	36.754	25.070	1:01.824	70.33	1.018	11:04:34.354	
9 -	36.417	24.705	1:01.122 (2)	71.14	0.316	11:05:35.476	
10 -	37.057	25.152	1:02.209	69.90	1.403	11:06:37.685	
11 -	37.037	24.684	1:01.721 (3)	70.45	0.915	11:07:39.406	
12 -	36.176	24.630	1:00.806 (1)	71.51		11:08:40.212	

P2 1		Scott GRANT		MZ ETZ250 - Howard The Husky & Sports Bike Shop Harlow			
IDEAL LAP TIME : 1:01.001		BEST LAP TIME : 1:01.001		DIFFERENCE : 0.000			
LAP	SECTOR 1	SECTOR 2	LAP TIME	MPH	DIFF	TIME OF DAY	
1 -		26.006	1:09.961	62.15	8.960	10:57:18.459	
2 -	37.799	25.254	1:03.053	68.96	2.052	10:58:21.512	
3 -	37.547	25.155	1:02.702	69.35	1.701	10:59:24.214	
4 -	37.234	25.052	1:02.286	69.81	1.285	11:00:26.500	
5 -	36.816	25.379	1:02.195	69.91	1.194	11:01:28.695	
6 -	36.644	24.862	1:01.506 (3)	70.70	0.505	11:02:30.201	
7 -	37.107	25.829	1:02.936	69.09	1.935	11:03:33.137	
8 -	36.298	24.813	1:01.111 (2)	71.15	0.110	11:04:34.248	
9 -	36.225	24.776	1:01.001 (1)	71.28		11:05:35.249	
10 -	37.114	25.116	1:02.230	69.87	1.229	11:06:37.479	
11 -	37.344	25.689	1:03.033	68.98	2.032	11:07:40.512	
12 -	36.935	27.746	1:04.681	67.23	3.680	11:08:45.193	

P3 18 GPF		David BALL		Yamaha TZR250F3 - Gardiner Page and Roe pension consultan			
IDEAL LAP TIME : 1:00.283		BEST LAP TIME : 1:00.634		DIFFERENCE : 0.351			
LAP	SECTOR 1	SECTOR 2	LAP TIME	MPH	DIFF	TIME OF DAY	
1 -		24.254	1:37.530	44.58	36.896	10:57:46.028	
2 -	36.162	24.472	1:00.634 (1)	71.71		10:58:46.662	
3 -	36.451	25.134	1:01.585	70.61	0.951	10:59:48.247	
4 -	36.999	24.484	1:01.483	70.72	0.849	11:00:49.730	
5 -	36.839	24.606	1:01.445	70.77	0.811	11:01:51.175	
6 -	37.433	24.247	1:01.680	70.50	1.046	11:02:52.855	
7 -	36.872	24.121	1:00.993 (2)	71.29	0.359	11:03:53.848	
8 -	37.029	25.302	1:02.331	69.76	1.697	11:04:56.179	
9 -	37.165	24.455	1:01.620	70.57	0.986	11:05:57.799	
10 -	36.898	24.480	1:01.378 (3)	70.84	0.744	11:06:59.177	
11 -	37.459	24.822	1:02.281	69.82	1.647	11:08:01.458	
12 -	37.378	25.334	1:02.712	69.34	2.078	11:09:04.170	

BMCRC - MRO Championships 2022 - Rnd 9 @ Brands Hatch Indy

Illuminate Design 250MZs & Blue Haze GPF

RACE 3 - SECTOR ANALYSIS



SECTOR 1 = FL to I1, SECTOR 2 = I1 to FL, DIFF = Difference To Personal Best Lap, P = Crossed Finish Line in Pit Lane, D = Time Disallowed

P4 4 GPF Denis HALIL			Yamaha TZR250 - D & A AUTOS			
IDEAL LAP TIME : 1:00.506		BEST LAP TIME : 1:00.898		DIFFERENCE : 0.392		
LAP	SECTOR 1	SECTOR 2	LAP TIME	MPH	DIFF	TIME OF DAY
1 -		24.502	1:38.119	44.31	37.221	10:57:46.617
2 -	37.132	24.658	1:01.790	70.37	0.892	10:58:48.407
3 -	37.485	25.623	1:03.108	68.90	2.210	10:59:51.515
4 -	37.214	24.646	1:01.860	70.29	0.962	11:00:53.375
5 -	37.184	24.874	1:02.058	70.07	1.160	11:01:55.433
6 -	37.186	24.808	1:01.994	70.14	1.096	11:02:57.427
7 -	37.259	24.504	1:01.763	70.40	0.865	11:03:59.190
8 -	36.309	24.589	1:00.898 (1)	71.40		11:05:00.088
9 -	36.950	24.197	1:01.147 (2)	71.11	0.249	11:06:01.235
10 -	36.904	24.370	1:01.274 (3)	70.96	0.376	11:07:02.509
11 -	36.882	24.927	1:01.809	70.35	0.911	11:08:04.318
12 -	37.110	24.664	1:01.774	70.39	0.876	11:09:06.092

P5 565 R Louis KERSHAW			MZ ETZ250 -			
IDEAL LAP TIME : 1:02.348		BEST LAP TIME : 1:02.841		DIFFERENCE : 0.493		
LAP	SECTOR 1	SECTOR 2	LAP TIME	MPH	DIFF	TIME OF DAY
1 -		26.827	1:12.617	59.88	9.776	10:57:21.115
2 -	39.463	26.357	1:05.820	66.06	2.979	10:58:26.935
3 -	39.566	26.033	1:05.599	66.29	2.758	10:59:32.534
4 -	38.991	26.103	1:05.094	66.80	2.253	11:00:37.628
5 -	38.992	26.026	1:05.018	66.88	2.177	11:01:42.646
6 -	39.203	25.957	1:05.160	66.73	2.319	11:02:47.806
7 -	37.905	25.666	1:03.571	68.40	0.730	11:03:51.377
8 -	38.922	27.029	1:05.951	65.93	3.110	11:04:57.328
9 -	37.697	25.625	1:03.322 (3)	68.67	0.481	11:06:00.650
10 -	37.740	25.713	1:03.453	68.53	0.612	11:07:04.103
11 -	37.700	25.292	1:02.992 (2)	69.03	0.151	11:08:07.095
12 -	37.056	25.785	1:02.841 (1)	69.20		11:09:09.936

P6 13 R Gordon RYAN			MZ ETZ250 - Prism Work Psychology			
IDEAL LAP TIME : 1:02.395		BEST LAP TIME : 1:02.580		DIFFERENCE : 0.185		
LAP	SECTOR 1	SECTOR 2	LAP TIME	MPH	DIFF	TIME OF DAY
1 -		26.721	1:12.814	59.72	10.234	10:57:21.312
2 -	39.612	26.260	1:05.872	66.01	3.292	10:58:27.184
3 -	39.437	26.230	1:05.667	66.22	3.087	10:59:32.851
4 -	39.026	25.890	1:04.916	66.98	2.336	11:00:37.767
5 -	38.622	26.064	1:04.686	67.22	2.106	11:01:42.453
6 -	38.173	25.686	1:03.859	68.09	1.279	11:02:46.312
7 -	38.188	26.290	1:04.478	67.44	1.898	11:03:50.790
8 -	39.907	27.364	1:07.271	64.64	4.691	11:04:58.061
9 -	37.927	25.498	1:03.425	68.56	0.845	11:06:01.486
10 -	37.678	25.335	1:03.013 (3)	69.01	0.433	11:07:04.499
11 -	37.811	25.139	1:02.950 (2)	69.08	0.370	11:08:07.449
12 -	37.256	25.324	1:02.580 (1)	69.48		11:09:10.029

BMCRC - MRO Championships 2022 - Rnd 9 @ Brands Hatch Indy

Illuminate Design 250MZs & Blue Haze GPF

RACE 3 - SECTOR ANALYSIS



SECTOR 1 = FL to I1, SECTOR 2 = I1 to FL, DIFF = Difference To Personal Best Lap, P = Crossed Finish Line in Pit Lane, D = Time Disallowed

P7 14		Andy MARKS		MZ ETZ250 - Kingpin Components			
IDEAL LAP TIME : 1:04.104		BEST LAP TIME : 1:04.104		DIFFERENCE : 0.000			
LAP	SECTOR 1	SECTOR 2	LAP TIME	MPH	DIFF	TIME OF DAY	
1 -		26.878	1:13.825	58.90	9.721	10:57:22.323	
2 -	39.707	26.553	1:06.260	65.62	2.156	10:58:28.583	
3 -	38.616	26.496	1:05.112	66.78	1.008	10:59:33.695	
4 -	38.739	26.142	1:04.881	67.02	0.777	11:00:38.576	
5 -	38.588	26.185	1:04.773	67.13	0.669	11:01:43.349	
6 -	38.857	26.636	1:05.493	66.39	1.389	11:02:48.842	
7 -	38.852	26.633	1:05.485	66.40	1.381	11:03:54.327	
8 -	38.352	26.283	1:04.635 (3)	67.27	0.531	11:04:58.962	
9 -	38.187	26.167	1:04.354 (2)	67.57	0.250	11:06:03.316	
10 -	39.053	26.374	1:05.427	66.46	1.323	11:07:08.743	
11 -	38.124	25.980	1:04.104 (1)	67.83		11:08:12.847	
12 -	38.318	26.567	1:04.885	67.02	0.781	11:09:17.732	

P8 42 GPF		Martin PEARSON		Yamaha TZR250 -			
IDEAL LAP TIME : 1:01.778		BEST LAP TIME : 1:01.843		DIFFERENCE : 0.065			
LAP	SECTOR 1	SECTOR 2	LAP TIME	MPH	DIFF	TIME OF DAY	
1 -		25.602	1:43.068	42.19	41.225	10:57:51.566	
2 -	38.202	25.375	1:03.577	68.39	1.734	10:58:55.143	
3 -	37.984	25.130	1:03.114	68.90	1.271	10:59:58.257	
4 -	37.875	24.914	1:02.789	69.25	0.946	11:01:01.046	
5 -	37.342	25.476	1:02.818	69.22	0.975	11:02:03.864	
6 -	37.358	24.831	1:02.189 (2)	69.92	0.346	11:03:06.053	
7 -	37.144	25.112	1:02.256 (3)	69.85	0.413	11:04:08.309	
8 -	37.473	24.786	1:02.259	69.84	0.416	11:05:10.568	
9 -	37.364	24.976	1:02.340	69.75	0.497	11:06:12.908	
10 -	37.626	25.050	1:02.676	69.38	0.833	11:07:15.584	
11 -	36.992	24.851	1:01.843 (1)	70.31		11:08:17.427	
12 -	37.236	25.039	1:02.275	69.82	0.432	11:09:19.702	

P9 41 GPF		David ABRAHAM		Suzuki RG570 - Cambridge Motorcycles			
IDEAL LAP TIME : 1:02.012		BEST LAP TIME : 1:02.151		DIFFERENCE : 0.139			
LAP	SECTOR 1	SECTOR 2	LAP TIME	MPH	DIFF	TIME OF DAY	
1 -		25.344	1:40.350	43.33	38.199	10:57:48.848	
2 -	37.798	24.710	1:02.508 (3)	69.56	0.357	10:58:51.356	
3 -	37.999	25.755	1:03.754	68.20	1.603	10:59:55.110	
4 -	38.281	25.428	1:03.709	68.25	1.558	11:00:58.819	
5 -	38.809	25.726	1:04.535	67.38	2.384	11:02:03.354	
6 -	38.658	24.662	1:03.320	68.67	1.169	11:03:06.674	
7 -	37.474	24.731	1:02.205 (2)	69.90	0.054	11:04:08.879	
8 -	37.467	24.684	1:02.151 (1)	69.96		11:05:11.030	
9 -	37.651	26.019	1:03.670	68.29	1.519	11:06:14.700	
10 -	37.967	25.423	1:03.390	68.60	1.239	11:07:18.090	
11 -	37.350	25.281	1:02.631	69.43	0.480	11:08:20.721	
12 -	37.999	25.411	1:03.410	68.57	1.259	11:09:24.131	

BMCRC - MRO Championships 2022 - Rnd 9 @ Brands Hatch Indy

Illuminate Design 250MZs & Blue Haze GPF

RACE 3 - SECTOR ANALYSIS



SECTOR 1 = FL to I1, SECTOR 2 = I1 to FL, DIFF = Difference To Personal Best Lap, P = Crossed Finish Line in Pit Lane, D = Time Disallowed

P10 96		Chris KENT		MZ ETZ250 -			
IDEAL LAP TIME : 1:04.582		BEST LAP TIME : 1:04.582		DIFFERENCE : 0.000			
LAP	SECTOR 1	SECTOR 2	LAP TIME	MPH	DIFF	TIME OF DAY	
1 -		26.505	1:11.994	60.40	7.412	10:57:20.492	
2 -	38.941	26.118	1:05.059 (2)	66.84	0.477	10:58:25.551	
3 -	39.364	26.584	1:05.948	65.93	1.366	10:59:31.499	
4 -	39.069	26.251	1:05.320 (3)	66.57	0.738	11:00:36.819	
5 -	39.370	26.505	1:05.875	66.01	1.293	11:01:42.694	
6 -	39.214	26.564	1:05.778	66.11	1.196	11:02:48.472	
7 -	39.070	26.607	1:05.677	66.21	1.095	11:03:54.149	
8 -	39.841	27.466	1:07.307	64.60	2.725	11:05:01.456	
9 -	39.525	27.212	1:06.737	65.16	2.155	11:06:08.193	
10 -	39.799	27.928	1:07.727	64.20	3.145	11:07:15.920	
11 -	39.125	26.394	1:05.519	66.37	0.937	11:08:21.439	
12 -	38.878	25.704	1:04.582 (1)	67.33		11:09:26.021	

P11 32		John ASHMEAD		MZ ETZ250 -			
IDEAL LAP TIME : 1:04.614		BEST LAP TIME : 1:04.829		DIFFERENCE : 0.215			
LAP	SECTOR 1	SECTOR 2	LAP TIME	MPH	DIFF	TIME OF DAY	
1 -		26.712	1:12.065	60.34	7.236	10:57:20.563	
2 -	39.545	26.661	1:06.206	65.68	1.377	10:58:26.769	
3 -	39.917	26.927	1:06.844	65.05	2.015	10:59:33.613	
4 -	39.473	26.312	1:05.785	66.10	0.956	11:00:39.398	
5 -	39.029	26.267	1:05.296 (2)	66.59	0.467	11:01:44.694	
6 -	39.152	26.506	1:05.658	66.23	0.829	11:02:50.352	
7 -	39.349	26.820	1:06.169	65.71	1.340	11:03:56.521	
8 -	39.149	26.239	1:05.388 (3)	66.50	0.559	11:05:01.909	
9 -	39.351	27.181	1:06.532	65.36	1.703	11:06:08.441	
10 -	39.891	27.462	1:07.353	64.56	2.524	11:07:15.794	
11 -	38.561	26.268	1:04.829 (1)	67.07		11:08:20.623	
12 -	39.444	26.053	1:05.497	66.39	0.668	11:09:26.120	

P12 151 GPF		Nick SMITH		Kawasaki KR-1S - Hi-Precision Engineering Ltd			
IDEAL LAP TIME : 1:02.658		BEST LAP TIME : 1:02.994		DIFFERENCE : 0.336			
LAP	SECTOR 1	SECTOR 2	LAP TIME	MPH	DIFF	TIME OF DAY	
1 -		25.829	1:41.836	42.70	38.842	10:57:50.334	
2 -	38.582	25.234	1:03.816	68.14	0.822	10:58:54.150	
3 -	39.244	25.665	1:04.909	66.99	1.915	10:59:59.059	
4 -	38.273	25.053	1:03.326 (3)	68.67	0.332	11:01:02.385	
5 -	38.140	25.361	1:03.501	68.48	0.507	11:02:05.886	
6 -	38.959	24.802	1:03.761	68.20	0.767	11:03:09.647	
7 -	38.661	25.297	1:03.958	67.99	0.964	11:04:13.605	
8 -	38.109	24.885	1:02.994 (1)	69.03		11:05:16.599	
9 -	37.988	25.017	1:03.005 (2)	69.01	0.011	11:06:19.604	
10 -	38.660	25.010	1:03.670	68.29	0.676	11:07:23.274	
11 -	37.856	25.837	1:03.693	68.27	0.699	11:08:26.967	
12 -	38.125	25.490	1:03.615	68.35	0.621	11:09:30.582	

BMCRC - MRO Championships 2022 - Rnd 9 @ Brands Hatch Indy

Illuminate Design 250MZs & Blue Haze GPF

RACE 3 - SECTOR ANALYSIS



SECTOR 1 = FL to I1, SECTOR 2 = I1 to FL, DIFF = Difference To Personal Best Lap, P = Crossed Finish Line in Pit Lane, D = Time Disallowed

P13 8 R Rich ASKEW			MZ ETZ250 - L+R construction			
IDEAL LAP TIME : 1:05.131		BEST LAP TIME : 1:05.298		DIFFERENCE : 0.167		
LAP	SECTOR 1	SECTOR 2	LAP TIME	MPH	DIFF	TIME OF DAY
1 -		27.083	1:14.562	58.32	9.264	10:57:23.060
2 -	39.746	26.415	1:06.161	65.72	0.863	10:58:29.221
3 -	38.895	26.403	1:05.298 (1)	66.59		10:59:34.519
4 -	39.385	26.282	1:05.667 (2)	66.22	0.369	11:00:40.186
5 -	40.152	26.891	1:07.043	64.86	1.745	11:01:47.229
6 -	39.950	26.518	1:06.468	65.42	1.170	11:02:53.697
7 -	39.622	26.236	1:05.858 (3)	66.03	0.560	11:03:59.555
8 -	39.252	26.695	1:05.947	65.94	0.649	11:05:05.502
9 -	40.565	26.887	1:07.452	64.46	2.154	11:06:12.954
10 -	40.981	26.849	1:07.830	64.11	2.532	11:07:20.784
11 -	41.151	28.416	1:09.567	62.50	4.269	11:08:30.351
12 -	40.968	27.552	1:08.520	63.46	3.222	11:09:38.871

P14 5 Garry SAMETT			MZ TS 250 - smallmouse			
IDEAL LAP TIME : 1:06.217		BEST LAP TIME : 1:06.222		DIFFERENCE : 0.005		
LAP	SECTOR 1	SECTOR 2	LAP TIME	MPH	DIFF	TIME OF DAY
1 -		28.478	1:18.688	55.26	12.466	10:57:27.186
2 -	42.892	27.722	1:10.614	61.58	4.392	10:58:37.800
3 -	41.724	27.454	1:09.178	62.86	2.956	10:59:46.978
4 -	41.671	27.491	1:09.162	62.87	2.940	11:00:56.140
5 -	41.232	26.942	1:08.174	63.78	1.952	11:02:04.314
6 -	41.860	26.641	1:08.501	63.48	2.279	11:03:12.815
7 -	40.904	26.519	1:07.423	64.49	1.201	11:04:20.238
8 -	40.347	26.359	1:06.706 (2)	65.19	0.484	11:05:26.944
9 -	40.367	26.740	1:07.107 (3)	64.80	0.885	11:06:34.051
10 -	40.808	26.640	1:07.448	64.47	1.226	11:07:41.499
11 -	39.858	26.364	1:06.222 (1)	65.66		11:08:47.721

P15 24 R Tony PARKER			MZ ETZ250 - Aspect Renovations			
IDEAL LAP TIME : 1:06.928		BEST LAP TIME : 1:07.115		DIFFERENCE : 0.187		
LAP	SECTOR 1	SECTOR 2	LAP TIME	MPH	DIFF	TIME OF DAY
1 -		27.919	1:19.557	54.66	12.442	10:57:28.055
2 -	43.371	27.415	1:10.786	61.43	3.671	10:58:38.841
3 -	42.843	29.284	1:12.127	60.29	5.012	10:59:50.968
4 -	42.080	26.928	1:09.008	63.01	1.893	11:00:59.976
5 -	40.488	27.543	1:08.031	63.92	0.916	11:02:08.007
6 -	40.994	27.712	1:08.706	63.29	1.591	11:03:16.713
7 -	40.292	27.607	1:07.899	64.04	0.784	11:04:24.612
8 -	40.514	27.123	1:07.637 (3)	64.29	0.522	11:05:32.249
9 -	40.479	26.636	1:07.115 (1)	64.79		11:06:39.364
10 -	40.497	27.018	1:07.515 (2)	64.40	0.400	11:07:46.879
11 -	41.004	27.043	1:08.047	63.90	0.932	11:08:54.926

P16 66 R Graeme LEWIS			MZ ETZ250 -			
IDEAL LAP TIME : 1:08.095		BEST LAP TIME : 1:08.385		DIFFERENCE : 0.290		
LAP	SECTOR 1	SECTOR 2	LAP TIME	MPH	DIFF	TIME OF DAY
1 -		28.398	1:19.205	54.90	10.820	10:57:27.703
2 -	43.196	27.699	1:10.895	61.33	2.510	10:58:38.598
3 -	41.745	27.399	1:09.144 (3)	62.89	0.759	10:59:47.742
4 -	41.247	27.977	1:09.224	62.81	0.839	11:00:56.966
5 -	41.448	28.011	1:09.459	62.60	1.074	11:02:06.425
6 -	42.360	28.054	1:10.414	61.75	2.029	11:03:16.839
7 -	41.560	27.375	1:08.935 (2)	63.08	0.550	11:04:25.774
8 -	40.720	27.665	1:08.385 (1)	63.59		11:05:34.159
9 -	43.192	28.750	1:11.942	60.44	3.557	11:06:46.101
10 -	41.714	28.230	1:09.944	62.17	1.559	11:07:56.045
11 -	42.256	28.253	1:10.509	61.67	2.124	11:09:06.554

BMCRC - MRO Championships 2022 - Rnd 9 @ Brands Hatch Indy

Illuminate Design 250MZs & Blue Haze GPF

RACE 3 - SECTOR ANALYSIS



SECTOR 1 = FL to I1, SECTOR 2 = I1 to FL, DIFF = Difference To Personal Best Lap, P = Crossed Finish Line in Pit Lane, D = Time Disallowed

P17 99 GPF Paul FIRTH			Yamaha TZR250 - Joanne Porter			
IDEAL LAP TIME : 1:07.955		BEST LAP TIME : 1:07.955		DIFFERENCE : 0.000		
LAP	SECTOR 1	SECTOR 2	LAP TIME	MPH	DIFF	TIME OF DAY
1 -		29.291	1:51.774	38.90	43.819	10:58:00.272
2 -	42.595	27.764	1:10.359	61.80	2.404	10:59:10.631
3 -	41.812	27.907	1:09.719	62.37	1.764	11:00:20.350
4 -	41.336	27.548	1:08.884 (2)	63.12	0.929	11:01:29.234
5 -	41.290	27.982	1:09.272 (3)	62.77	1.317	11:02:38.506
6 -	42.224	27.857	1:10.081	62.05	2.126	11:03:48.587
7 -	41.483	28.256	1:09.739	62.35	1.784	11:04:58.326
8 -	41.655	28.322	1:09.977	62.14	2.022	11:06:08.303
9 -	43.048	28.188	1:11.236	61.04	3.281	11:07:19.539
10 -	41.824	28.753	1:10.577	61.61	2.622	11:08:30.116
11 -	40.627	27.328	1:07.955 (1)	63.99		11:09:38.071

P18 38 Chris PETTET			MZ ETZ250 -			
IDEAL LAP TIME : 1:11.971		BEST LAP TIME : 1:12.412		DIFFERENCE : 0.441		
LAP	SECTOR 1	SECTOR 2	LAP TIME	MPH	DIFF	TIME OF DAY
1 -		28.541	1:20.611	53.94	8.199	10:57:29.109
2 -	43.785	29.034	1:12.819 (2)	59.71	0.407	10:58:41.928
3 -	43.430	28.982	1:12.412 (1)	60.05		10:59:54.340
4 -	43.617	29.417	1:13.034 (3)	59.54	0.622	11:01:07.374
5 -	44.283	29.199	1:13.482	59.17	1.070	11:02:20.856
6 -	44.570	29.946	1:14.516	58.35	2.104	11:03:35.372
7 -	43.724	29.324	1:13.048	59.53	0.636	11:04:48.420
8 -	43.732	29.604	1:13.336	59.29	0.924	11:06:01.756
9 -	44.098	30.127	1:14.225	58.58	1.813	11:07:15.981
10 -	45.236	30.082	1:15.318	57.73	2.906	11:08:31.299
11 -	44.986	32.054	1:17.040	56.44	4.628	11:09:48.339

P19 93 R John FISHER			MZ ETZ250 - Illuminate Design			
IDEAL LAP TIME : 1:12.608		BEST LAP TIME : 1:12.875		DIFFERENCE : 0.267		
LAP	SECTOR 1	SECTOR 2	LAP TIME	MPH	DIFF	TIME OF DAY
1 -		30.634	1:25.845	50.65	12.970	10:57:34.343
2 -	45.966	31.434	1:17.400	56.18	4.525	10:58:51.743
3 -	45.463	29.216	1:14.679	58.23	1.804	11:00:06.422
4 -	45.642	29.105	1:14.747	58.17	1.872	11:01:21.169
5 -	44.771	28.748	1:13.519 (3)	59.14	0.644	11:02:34.688
6 -	44.513	28.362	1:12.875 (1)	59.67		11:03:47.563
7 -	44.517	30.100	1:14.617	58.27	1.742	11:05:02.180
8 -	46.180	29.547	1:15.727	57.42	2.852	11:06:17.907
9 -	44.638	28.795	1:13.433 (2)	59.21	0.558	11:07:31.340
10 -	44.246	30.054	1:14.300	58.52	1.425	11:08:45.640

P20 69 Alexander MANN			MZ TS 250 - HS RACING			
IDEAL LAP TIME : 1:02.085		BEST LAP TIME : 1:02.704		DIFFERENCE : 0.619		
LAP	SECTOR 1	SECTOR 2	LAP TIME	MPH	DIFF	TIME OF DAY
1 -		26.150	1:10.877	61.35	8.173	10:57:19.375
2 -	39.282	25.943	1:05.225	66.67	2.521	10:58:24.600
3 -	39.103	26.253	1:05.356	66.53	2.652	10:59:29.956
4 -	38.534	26.217	1:04.751	67.15	2.047	11:00:34.707
5 -	39.061	26.159	1:05.220	66.67	2.516	11:01:39.927
6 -	38.819	26.441	1:05.260	66.63	2.556	11:02:45.187
7 -	38.778	26.233	1:05.011	66.89	2.307	11:03:50.198
8 -	39.987	27.058	1:07.045	64.86	4.341	11:04:57.243
9 -	37.378	25.625	1:03.003 (2)	69.02	0.299	11:06:00.246
10 -	37.933	25.745	1:03.678 (3)	68.29	0.974	11:07:03.924
11 -	37.720	24.984	1:02.704 (1)	69.35		11:08:06.628

BMCRC - MRO Championships 2022 - Rnd 9 @ Brands Hatch Indy

Illuminate Design 250MZs & Blue Haze GPF

RACE 3 - SECTOR ANALYSIS



SECTOR 1 = FL to I1, SECTOR 2 = I1 to FL, DIFF = Difference To Personal Best Lap, P = Crossed Finish Line in Pit Lane, D = Time Disallowed

P21 26 GPF Damian LEE			Yamaha TZR250 - Leed Autos			
IDEAL LAP TIME : 1:00.829		BEST LAP TIME : 1:00.829		DIFFERENCE : 0.000		
LAP	SECTOR 1	SECTOR 2	LAP TIME	MPH	DIFF	TIME OF DAY
1 -		25.614	1:41.749	42.73	40.920	10:57:50.247
2 -	36.782	24.895	1:01.677	70.50	0.848	10:58:51.924
3 -	37.389	24.990	1:02.379	69.71	1.550	10:59:54.303
4 -	37.138	24.854	1:01.992	70.14	1.163	11:00:56.295
5 -	36.738	24.929	1:01.667	70.51	0.838	11:01:57.962
6 -	36.356	24.879	1:01.235 (2)	71.01	0.406	11:02:59.197
7 -	36.178	24.651	1:00.829 (1)	71.48		11:04:00.026
8 -	36.253	25.142	1:01.395 (3)	70.82	0.566	11:05:01.421

P22 57 GPF Geoff MOOK			Yamaha TZR 250 -			
IDEAL LAP TIME : 59.682		BEST LAP TIME : 1:00.060		DIFFERENCE : 0.378		
LAP	SECTOR 1	SECTOR 2	LAP TIME	MPH	DIFF	TIME OF DAY
1 -		24.696	1:38.520	44.13	38.460	10:57:47.018
2 -	35.841	24.219	1:00.060 (1)	72.40		10:58:47.078

BMCRC - MRO Championships 2022 - Rnd 9 @ Brands Hatch Indy

Illuminate Design 250MZs & Blue Haze GPF

RACE 3 - BEST SECTORS

SECTOR 1			SECTOR 2			IDEAL / BEST COMPARISON						
POS	NO	NAME	TIME	NO	NAME	TIME	POS	NO	NAME	IDEAL	BEST	DIFF
									PERFECT LAP	59.584		
1	57	MOOK	35.463	18	BALL	24.121	1	57	MOOK	59.682	1:00.060	0.378
2	18	BALL	36.162	4	HALIL	24.197	2	18	BALL	1:00.283	1:00.634	0.351
3	85	WALES	36.176	57	MOOK	24.219	3	4	HALIL	1:00.506	1:00.898	0.392
4	26	LEE	36.178	85	WALES	24.630	4	85	WALES	1:00.806	1:00.806	0.000
5	1	GRANT	36.225	26	LEE	24.651	5	26	LEE	1:00.829	1:00.829	0.000
6	4	HALIL	36.309	41	ABRAHAM	24.662	6	1	GRANT	1:01.001	1:01.001	0.000
7	42	PEARSON	36.992	1	GRANT	24.776	7	42	PEARSON	1:01.778	1:01.843	0.065
8	565	KERSHAW	37.056	42	PEARSON	24.786	8	41	ABRAHAM	1:02.012	1:02.151	0.139
9	69	MANN	37.101	151	SMITH	24.802	9	69	MANN	1:02.085	1:02.704	0.619
10	13	RYAN	37.256	69	MANN	24.984	10	565	KERSHAW	1:02.348	1:02.841	0.493
11	41	ABRAHAM	37.350	13	RYAN	25.139	11	13	RYAN	1:02.395	1:02.580	0.185
12	151	SMITH	37.856	565	KERSHAW	25.292	12	151	SMITH	1:02.658	1:02.994	0.336
13	14	MARKS	38.124	96	KENT	25.704	13	14	MARKS	1:04.104	1:04.104	0.000
14	32	ASHMEAD	38.561	14	MARKS	25.980	14	96	KENT	1:04.582	1:04.582	0.000
15	96	KENT	38.878	32	ASHMEAD	26.053	15	32	ASHMEAD	1:04.614	1:04.829	0.215
16	8	ASKEW	38.895	8	ASKEW	26.236	16	8	ASKEW	1:05.131	1:05.298	0.167
17	5	SAMETT	39.858	5	SAMETT	26.359	17	5	SAMETT	1:06.217	1:06.222	0.005
18	24	PARKER	40.292	24	PARKER	26.636	18	24	PARKER	1:06.928	1:07.115	0.187
19	99	FIRTH	40.627	99	FIRTH	27.328	19	99	FIRTH	1:07.955	1:07.955	0.000
20	66	LEWIS	40.720	66	LEWIS	27.375	20	66	LEWIS	1:08.095	1:08.385	0.290
21	38	PETTET	43.430	93	FISHER	28.362	21	38	PETTET	1:11.971	1:12.412	0.441
22	93	FISHER	44.246	38	PETTET	28.541	22	93	FISHER	1:12.608	1:12.875	0.267
23												

BMCRC - MRO Championships 2022 - Rnd 9 @ Brands Hatch Indy

Illuminate Design 250MZs & Blue Haze GPF

RACE 3 - STATISTICS

Competitors Started 23
Planned Start 2022-10-02 @ 11:00:00.000
Actual Start 2022-10-02 @ 10:56:08.497
Finish Time 2022-10-02 @ 11:08:40.211
Track Length 1.2079mi.
Total Laps 242
Total Distance Covered 292.3228mi.

Session Fastest Lap History

NO	CL	NAME	LAP TIME	TIME OF DAY	LAP	VEHICLE
1		Scott GRANT	1:03.053	10:58:21.545	2	MZ ETZ250
85		Andrew WALES	1:03.001	10:58:21.612	2	MZ ETZ250
18	GPF	David BALL	1:00.634	10:58:46.689	2	Yamaha TZR250F3
57	GPF	Geoff MOOK	1:00.060	10:58:47.091	2	Yamaha TZR 250

Session Leader History

NO	CL	NAME	FROM LAP	LAPS LED	DISTANCE	VEHICLE
1		Scott GRANT	1	2	2.41 miles	MZ ETZ250
85		Andrew WALES	3	3	3.62 miles	MZ ETZ250
1		Scott GRANT	6	1	1.20 miles	MZ ETZ250
85		Andrew WALES	7	1	1.20 miles	MZ ETZ250
1		Scott GRANT	8	3	3.62 miles	MZ ETZ250
85		Andrew WALES	11	2	2.41 miles	MZ ETZ250

Flag History

TYPE	TIME OF DAY
GREEN	10:56:08.497
FINISH	11:08:40.211

Flag Statistics

TYPE	COUNT	TOTAL LAPS	TOTAL TIME
Green	1	12	13:46.988
Red	0	0	0.000
Safety Car	0	0	0.000
FCY	0	0	0.000

BMCRC - MRO Championships 2022 - Rnd 9 @ Brands Hatch Indy

Illuminate Design 250MZs & Blue Haze GPF

RACE 3 - STATISTICS

CLASS :

8 Starters

Fastest Lap History

NO	NAME	LAP TIME	TIME OF DAY	LAP	VEHICLE
1	Scott GRANT	1:03.053	10:58:21.545	2	MZ ETZ250
85	Andrew WALES	1:03.001	10:58:21.612	2	MZ ETZ250
85	Andrew WALES	1:02.473	10:59:24.101	3	MZ ETZ250
85	Andrew WALES	1:02.050	11:00:26.150	4	MZ ETZ250
1	Scott GRANT	1:01.506	11:02:30.234	6	MZ ETZ250
1	Scott GRANT	1:01.111	11:04:34.281	8	MZ ETZ250
1	Scott GRANT	1:01.001	11:05:35.282	9	MZ ETZ250
85	Andrew WALES	1:00.806	11:08:40.243	12	MZ ETZ250

Leader History

NO	NAME	FROM LAP	LAPS LED	DISTANCE	VEHICLE
1	Scott GRANT	1	2	2.41 miles	MZ ETZ250
85	Andrew WALES	3	3	3.62 miles	MZ ETZ250
1	Scott GRANT	6	1	1.20 miles	MZ ETZ250
85	Andrew WALES	7	1	1.20 miles	MZ ETZ250
1	Scott GRANT	8	3	3.62 miles	MZ ETZ250
85	Andrew WALES	11	2	2.41 miles	MZ ETZ250

BMCRC - MRO Championships 2022 - Rnd 9 @ Brands Hatch Indy

Illuminate Design 250MZs & Blue Haze GPF

RACE 3 - STATISTICS

CLASS : R

6 Starters

Fastest Lap History

NO	NAME	LAP TIME	TIME OF DAY	LAP	VEHICLE
565	Louis KERSHAW	1:05.820	10:58:26.967	2	MZ ETZ250
565	Louis KERSHAW	1:05.599	10:59:32.567	3	MZ ETZ250
8	Rich ASKEW	1:05.298	10:59:34.554	3	MZ ETZ250
565	Louis KERSHAW	1:05.094	11:00:37.660	4	MZ ETZ250
13	Gordon RYAN	1:04.916	11:00:37.800	4	MZ ETZ250
13	Gordon RYAN	1:04.686	11:01:42.486	5	MZ ETZ250
13	Gordon RYAN	1:03.859	11:02:46.345	6	MZ ETZ250
565	Louis KERSHAW	1:03.571	11:03:51.409	7	MZ ETZ250
565	Louis KERSHAW	1:03.322	11:06:00.682	9	MZ ETZ250
13	Gordon RYAN	1:03.013	11:07:04.533	10	MZ ETZ250
565	Louis KERSHAW	1:02.992	11:08:07.127	11	MZ ETZ250
13	Gordon RYAN	1:02.950	11:08:07.481	11	MZ ETZ250
565	Louis KERSHAW	1:02.841	11:09:09.969	12	MZ ETZ250
13	Gordon RYAN	1:02.580	11:09:10.061	12	MZ ETZ250

Leader History

NO	NAME	FROM LAP	LAPS LED	DISTANCE	VEHICLE
565	Louis KERSHAW	1	4	4.83 miles	MZ ETZ250
13	Gordon RYAN	5	3	3.62 miles	MZ ETZ250
565	Louis KERSHAW	8	5	6.03 miles	MZ ETZ250

BMCRC - MRO Championships 2022 - Rnd 9 @ Brands Hatch Indy

Illuminate Design 250MZs & Blue Haze GPF

RACE 3 - STATISTICS

CLASS : GPF

9 Starters

Fastest Lap History

NO	NAME	LAP TIME	TIME OF DAY	LAP	VEHICLE
18	David BALL	1:00.634	10:58:46.689	2	Yamaha TZR250F3
57	Geoff MOOK	1:00.060	10:58:47.091	2	Yamaha TZR 250

Leader History

NO	NAME	FROM LAP	LAPS LED	DISTANCE	VEHICLE
18	David BALL	1	12	14.49 miles	Yamaha TZR250F3

BMCRC - MRO Championships 2022 - Rnd 9 @ Brands Hatch Indy

Illuminate Design 250MZs & Blue Haze GPF

RACE 13 - GRID (12 Laps)



ROW 11	33		32	17 David PATERSON	31	62 Ian READ
ROW 10	30	65 Andrew MOXON	29	99 Paul FIRTH 1:07.955	28	151 Nick SMITH 1:02.994
ROW 9	27	41 David ABRAHAM 1:02.151	26	42 Martin PEARSON 1:01.843	25	4 Denis HALIL 1:00.898
ROW 8	24	26 Damian LEE 1:00.829	23	18 David BALL 1:00.634	22	57 Geoff MOOK 1:00.060
ROW 7	21		20		19	
ROW 6	18		17		16	67 Giles SPENCER
ROW 5	15	75 Peter WOODALL	14	93 John FISHER 1:12.875	13	38 Chris PETTET 1:12.412
ROW 4	12	66 Graeme LEWIS 1:08.385	11	24 Tony PARKER 1:07.115	10	5 Garry SAMETT 1:06.222
ROW 3	9	8 Rich ASKEW 1:05.298	8	32 John ASHMEAD 1:04.829	7	96 Chris KENT 1:04.582
ROW 2	6	14 Andy MARKS 1:04.104	5	565 Louis KERSHAW 1:02.841	4	69 Alexander MANN 1:02.704
ROW 1	3	13 Gordon RYAN 1:02.580	2	1 Scott GRANT 1:01.001	1	85 Andrew WALES 1:00.806
Pole						

Brands Hatch Indy: 1.2079 miles

These results are provisional until the conclusion of any judicial and technical matters.

Clerk Of Course :	Stewards :	Timekeeper : <i>Craig Smith</i>
-------------------	------------	------------------------------------

Results can be found at www.tsl-timing.com

Printed - 11:13 Sunday, 02 October 2022



BMCRC - MRO Championships 2022 - Rnd 9 @ Brands Hatch Indy

Illuminate Design 250MZs & Blue Haze GPF

RACE 13 - CLASSIFICATION



POS	NO	CL	PIC NAME	ENTRY	LAPS	TIME	GAP	DIFF	MPH	BEST	ON
1	1		1 Scott GRANT	MZ ETZ250 - Howard The Husky & Sports Bike Sho	12	11:38.786			74.67	57.297	11
2	57	GPF	1 Geoff MOOK	Yamaha TZR 250 -	12	11:39.066	0.280	0.280	74.64	54.519	3
3	85		2 Andrew WALES	MZ ETZ250 - Illuminated Design LTD	12	11:39.295	0.509	0.229	74.62	56.903	12
4	18	GPF	2 David BALL	Yamaha TZR250F3 - Gardiner Page and Roe pensic	12	11:39.928	1.142	0.633	74.55	54.097	10
5	4	GPF	3 Denis HALIL	Yamaha TZR250 - D & A AUTOS	12	11:39.935	1.149	0.007	74.55	54.344	11
6	69		3 Alexander MANN	MZ TS 250 - HS RACING	12	11:44.358	5.572	4.423	74.08	57.629	4
7	65	GPF	4 Andrew MOXON	Aprilia RS 250 - Vanguard motorsport Uckfield + DA	12	12:00.401	21.615	16.043	72.43	55.813	7
8	41	GPF	5 David ABRAHAM	Suzuki RG570 - Cambridge Motorcycles	12	12:01.072	22.286	0.671	72.36	55.843	2
9	26	GPF	6 Damian LEE	Yamaha TZR250 - Leed Autos	12	12:02.883	24.097	1.811	72.18	55.635	10
10	96		4 Chris KENT	MZ ETZ250 -	12	12:03.249	24.463	0.366	72.15	59.091	12
11	32		5 John ASHMEAD	MZ ETZ250 -	12	12:04.629	25.843	1.380	72.01	59.118	2
12	151	GPF	7 Nick SMITH	Kawasaki KR-1S - Hi-Precision Engineering Ltd	12	12:13.194	34.408	8.565	71.17	57.252	8
13	14		6 Andy MARKS	MZ ETZ250 - Kingpin Components	12	12:13.624	34.838	0.430	71.13	59.720	10
14	42	GPF	8 Martin PEARSON	Yamaha TZR250 -	12	12:25.012	46.226	11.388	70.04	57.477	12
15	8	R	1 Rich ASKEW	MZ ETZ250 - L+R construction	11	11:42.199	1 Lap	1 Lap	68.12	1:02.123	11
16	5		7 Garry SAMETT	MZ TS 250 - smallmouse	11	11:44.857	1 Lap	2.658	67.86	1:02.025	11
17	24	R	2 Tony PARKER	MZ ETZ250 - Aspect Renovations	11	11:46.984	1 Lap	2.127	67.66	1:02.014	11
18	38		8 Chris PETTET	MZ ETZ250 -	11	11:51.858	1 Lap	4.874	67.19	1:03.534	5
19	99	GPF	9 Paul FIRTH	Yamaha TZR250 - Joanne Porter	11	12:24.637	1 Lap	32.779	64.23	1:02.766	10
20	93	R	3 John FISHER	MZ ETZ250 - Illuminate Design	11	12:42.101	1 Lap	17.464	62.76	1:06.440	11

NOT CLASSIFIED

DNF	565*	R	Louis KERSHAW	MZ ETZ250 -	4	4:13.513	8 Laps	7 Laps	68.61	59.131	2
-----	------	---	---------------	-------------	---	----------	--------	--------	-------	--------	---

FASTEST LAP

18	GPF	David BALL	Yamaha TZR250F3 - Gardiner Page and Roe pensic	10	54.097	80.38 mph	129.36 kph
85	Andrew WALES	MZ ETZ250 - Illuminated Design LTD	12	56.903	76.42 mph	122.98 kph	
565	R	Louis KERSHAW	MZ ETZ250 -	2	59.131	73.54 mph	118.35 kph

* No. 565 - 10 second penalty - jump start
 Class - 92.5% of Race Speed = 69.06 mph
 Class GPF - 92.5% of Race Speed = 69.04 mph
 Class R - 92.5% of Race Speed = 63.01 mph

Weather / Track : Sunny / Dry

These results are provisional until the conclusion of any judicial and technical matters.

Race Distance: 12 Laps / 14.49 miles

Brands Hatch Indy: 1.2079 miles

Date: 02/10/2022 Start: 14:27 Finish: 14:39

Clerk Of Course :	Stewards :	Timekeeper : <i>Craig Smith</i>
-------------------	------------	------------------------------------

Results can be found at www.tsl-timing.com

Printed - 14:40 Sunday, 02 October 2022



BMCRC - MRO Championships 2022 - Rnd 9 @ Brands Hatch Indy

Illuminate Design 250MZs & Blue Haze GPF

RACE 13 - LAP CHART

LAP 1 @ 14:28:29.408

NO	BEHIND	LAP TIME
1		1:03.503
85	0.067	1:03.570
69	0.496	1:03.999
96	1.608	1:05.111
565	1.693	1:05.196
32	2.612	1:06.115
14	3.932	1:07.435
8	6.533	1:10.036
5	7.986	1:11.489
38	8.271	1:11.774
24	9.136	1:12.639
93	13.040	1:16.543
4	31.406	1:34.909
57	31.486	1:34.989
18	32.169	1:35.672
26	34.180	1:37.683
42	35.565	1:39.068
41	35.618	1:39.121
151	35.820	1:39.323
65	36.263	1:39.766
99	44.419	1:47.922

LAP 2 @ 14:29:27.604

NO	BEHIND	LAP TIME
1		58.196
85	0.060	58.189
69	0.375	58.075
565	2.628	59.131
96	2.863	59.451
32	3.534	59.118
14	6.649	1:00.913
8	10.852	1:02.515
38	14.249	1:04.174
5	15.194	1:05.404
24	15.649	1:04.709
93	23.974	1:09.130
57	28.088	54.798
4	28.229	55.019
18	28.534	54.561
26	32.323	56.339
41	33.265	55.843
65	34.996	56.929
151	35.779	58.155
42	37.993	1:00.624
99	50.886	1:04.663

LAP 3 @ 14:30:25.605

NO	BEHIND	LAP TIME
1		58.001
85	0.085	58.026
69	0.385	58.011
565	4.233	59.606
96	4.268	59.406
32	4.808	59.275
14	9.548	1:00.900
8	16.477	1:03.626
38	19.961	1:03.713
5	21.944	1:04.751
24	22.760	1:05.112
57	24.606	54.519
18	25.663	55.130
4	25.943	55.715

26	30.813	56.491
41	31.881	56.617
65	32.882	55.887
151	35.190	57.412
93	36.433	1:10.460
42	38.407	58.415
99	56.344	1:03.459

LAP 4 @ 14:31:23.446

NO	BEHIND	LAP TIME
85		57.756
1	0.037	57.878
69	0.173	57.629
565	5.972	59.580
96	6.108	59.681
32	6.515	59.548
14	12.980	1:01.273
57	21.714	54.949
8	22.107	1:03.471
18	23.437	55.615
4	23.851	55.749
38	26.156	1:04.036
5	27.834	1:03.731
24	28.512	1:03.593
26	29.848	56.876
41	30.021	55.981
65	31.114	56.073
151	34.687	57.338
42	39.306	58.740
93	48.048	1:09.456

LAP 5 @ 14:32:21.195

NO	BEHIND	LAP TIME
1		57.712
85	0.093	57.842
69	0.826	58.402
99	1 Lap	1:04.295
96	8.234	59.875
32	8.696	59.930
14	16.869	1:01.638
57	18.800	54.835
18	20.920	55.232
4	21.300	55.198
8	27.293	1:02.935
26	30.598	58.499
41	30.759	58.487
65	30.896	57.531
38	31.941	1:03.534
5	33.681	1:03.596
151	34.923	57.985
24	35.552	1:04.789
42	40.168	58.611

LAP 6 @ 14:33:19.151

NO	BEHIND	LAP TIME
1		57.956
85	0.403	58.266
69	1.087	58.217
93	1 Lap	1:09.938
96	11.086	1:00.808
32	12.011	1:01.271
99	1 Lap	1:04.989
57	15.395	54.551
4	17.972	54.628

18	18.053	55.089
14	19.435	1:00.522
26	29.240	56.598
65	29.334	56.394
41	29.636	56.833
8	32.639	1:03.302
151	34.651	57.684
38	37.754	1:03.769
5	38.627	1:02.902
42	40.464	58.252
24	40.556	1:02.960

LAP 7 @ 14:34:16.805

NO	BEHIND	LAP TIME
85		57.251
1	0.048	57.702
69	1.346	57.913
57	13.043	55.302
93	1 Lap	1:08.802
96	13.596	1:00.164
32	13.921	59.564
4	15.444	55.126
18	15.652	55.253
99	1 Lap	1:03.552
14	21.910	1:00.129
65	27.493	55.813
26	28.067	56.481
41	28.299	56.317
151	34.765	57.768
8	38.385	1:03.400
42	41.276	58.466
38	43.757	1:03.657
5	43.802	1:02.829
24	45.615	1:02.713

LAP 8 @ 14:35:14.607

NO	BEHIND	LAP TIME
85		57.802
1	0.055	57.809
69	1.666	58.122
57	10.050	54.809
4	13.180	55.538
18	13.217	55.367
96	15.338	59.544
32	15.818	59.699
99	1 Lap	1:03.821
93	1 Lap	1:08.460
14	24.549	1:00.441
65	25.946	56.255
26	26.433	56.168
41	26.564	56.067
151	34.215	57.252
42	41.804	58.330
8	43.960	1:03.377
5	48.610	1:02.610
38	49.751	1:03.796
24	50.431	1:02.618

LAP 9 @ 14:36:12.184

NO	BEHIND	LAP TIME
85		57.577
1	0.042	57.564
69	2.135	58.046
57	7.248	54.775

18	10.210	54.570
4	10.365	54.762
96	17.852	1:00.091
32	18.154	59.913
65	25.789	57.420
41	26.341	57.354
26	26.895	58.039
14	27.756	1:00.784
99	1 Lap	1:03.174
151	34.274	57.636
93	1 Lap	1:08.697
42	42.866	58.639
8	50.198	1:03.815
5	53.802	1:02.769
24	55.969	1:03.115
38	56.286	1:04.112

LAP 10 @ 14:37:09.776

NO	BEHIND	LAP TIME
1		57.550
85	0.058	57.650
69	2.700	58.157
57	4.217	54.561
18	6.715	54.097
4	7.133	54.360
96	20.703	1:00.443
32	21.163	1:00.601
65	24.404	56.207
41	24.636	55.887
26	24.938	55.635
14	29.884	59.720
151	34.138	57.456
99	1 Lap	1:02.961
42	44.797	59.523
93	1 Lap	1:07.485
8	56.205	1:03.599

LAP 11 @ 14:38:07.073

NO	BEHIND	LAP TIME
1		57.297
85	1.224	58.463
5	1 Lap	1:02.751
57	2.451	55.531
24	1 Lap	1:02.722
18	4.008	54.590
4	4.180	54.344
69	4.271	58.868
38	1 Lap	1:04.707
96	22.990	59.584
65	23.074	55.967
32	23.297	59.431
41	23.691	56.352
26	24.310	56.669
14	32.576	59.989
151	34.467	57.626
99	1 Lap	1:02.766
42	46.367	58.867
93	1 Lap	1:06.690

LAP 12 @ 14:39:04.691

NO	BEHIND	LAP TIME
1		57.618
57	0.280	55.447
85	0.509	56.903

18	1.142	54.752
4	1.149	54.587
8	1 Lap	1:02.123
69	5.572	58.919
5	1 Lap	1:02.025
24	1 Lap	1:02.014
38	1 Lap	1:04.586
65	21.615	56.159
41	22.286	56.213
26	24.097	57.405
96	24.463	59.091
32	25.843	1:00.164
151	34.408	57.559
14	34.838	59.880
99	1 Lap	1:03.035
42	46.226	57.477
93	1 Lap	1:06.440

BMCRC - MRO Championships 2022 - Rnd 9 @ Brands Hatch Indy

Illuminate Design 250MZs & Blue Haze GPF

RACE 13 - SECTOR ANALYSIS



SECTOR 1 = FL to I1, SECTOR 2 = I1 to FL, DIFF = Difference To Personal Best Lap, P = Crossed Finish Line in Pit Lane, D = Time Disallowed

P1		1		Scott GRANT		MZ ETZ250 - Howard The Husky & Sports Bike Shop Harlow	
IDEAL LAP TIME : 57.278		BEST LAP TIME : 57.297		DIFFERENCE : 0.019			
LAP	SECTOR 1	SECTOR 2	LAP TIME	MPH	DIFF	TIME OF DAY	
1 -			1:03.503	68.47	6.206	14:28:29.408	
2 -	34.594	23.602	58.196	74.72	0.899	14:29:27.604	
3 -	34.518	23.483	58.001	74.97	0.704	14:30:25.605	
4 -	34.435	23.443	57.878	75.13	0.581	14:31:23.483	
5 -	34.258	23.454	57.712	75.35	0.415	14:32:21.195	
6 -	34.311	23.645	57.956	75.03	0.659	14:33:19.151	
7 -	34.224	23.478	57.702	75.36	0.405	14:34:16.853	
8 -	34.371	23.438	57.809	75.22	0.512	14:35:14.662	
9 -	34.118	23.446	57.564 (3)	75.54	0.267	14:36:12.226	
10 -	34.322	23.228	57.550 (2)	75.56	0.253	14:37:09.776	
11 -	34.050	23.247	57.297 (1)	75.89		14:38:07.073	
12 -	34.073	23.545	57.618	75.47	0.321	14:39:04.691	

P2		57 GPF		Geoff MOOK		Yamaha TZR 250 -	
IDEAL LAP TIME : 54.411		BEST LAP TIME : 54.519		DIFFERENCE : 0.108			
LAP	SECTOR 1	SECTOR 2	LAP TIME	MPH	DIFF	TIME OF DAY	
1 -		22.226	1:34.989	45.78	40.470	14:29:00.894	
2 -	32.685	22.113	54.798	79.35	0.279	14:29:55.692	
3 -	32.547	21.972	54.519 (1)	79.76		14:30:50.211	
4 -	32.800	22.149	54.949	79.13	0.430	14:31:45.160	
5 -	32.689	22.146	54.835	79.30	0.316	14:32:39.995	
6 -	32.572	21.979	54.551 (2)	79.71	0.032	14:33:34.546	
7 -	32.439	22.863	55.302	78.63	0.783	14:34:29.848	
8 -	32.627	22.182	54.809	79.34	0.290	14:35:24.657	
9 -	32.480	22.295	54.775	79.39	0.256	14:36:19.432	
10 -	32.527	22.034	54.561 (3)	79.70	0.042	14:37:13.993	
11 -	32.969	22.562	55.531	78.30	1.012	14:38:09.524	
12 -	32.926	22.521	55.447	78.42	0.928	14:39:04.971	

P3		85		Andrew WALES		MZ ETZ250 - Illuminated Design LTD	
IDEAL LAP TIME : 56.903		BEST LAP TIME : 56.903		DIFFERENCE : 0.000			
LAP	SECTOR 1	SECTOR 2	LAP TIME	MPH	DIFF	TIME OF DAY	
1 -			1:03.570	68.40	6.667	14:28:29.475	
2 -	34.506	23.683	58.189	74.73	1.286	14:29:27.664	
3 -	34.704	23.322	58.026	74.94	1.123	14:30:25.690	
4 -	34.457	23.299	57.756	75.29	0.853	14:31:23.446	
5 -	34.527	23.315	57.842	75.18	0.939	14:32:21.288	
6 -	34.570	23.696	58.266	74.63	1.363	14:33:19.554	
7 -	34.090	23.161	57.251 (2)	75.95	0.348	14:34:16.805	
8 -	34.297	23.505	57.802	75.23	0.899	14:35:14.607	
9 -	34.434	23.143	57.577 (3)	75.52	0.674	14:36:12.184	
10 -	34.232	23.418	57.650	75.43	0.747	14:37:09.834	
11 -	34.418	24.045	58.463	74.38	1.560	14:38:08.297	
12 -	33.769	23.134	56.903 (1)	76.42		14:39:05.200	

BMCRC - MRO Championships 2022 - Rnd 9 @ Brands Hatch Indy

Illuminate Design 250MZs & Blue Haze GPF

RACE 13 - SECTOR ANALYSIS



SECTOR 1 = FL to I1, SECTOR 2 = I1 to FL, DIFF = Difference To Personal Best Lap, P = Crossed Finish Line in Pit Lane, D = Time Disallowed

P4 18 GPF David BALL			Yamaha TZR250F3 - Gardiner Page and Roe pension consultan			
IDEAL LAP TIME : 54.097		BEST LAP TIME : 54.097		DIFFERENCE : 0.000		
LAP	SECTOR 1	SECTOR 2	LAP TIME	MPH	DIFF	TIME OF DAY
1 -		22.212	1:35.672	45.45	41.575	14:29:01.577
2 -	32.532	22.029	54.561 (2)	79.70	0.464	14:29:56.138
3 -	33.149	21.981	55.130	78.87	1.033	14:30:51.268
4 -	32.923	22.692	55.615	78.19	1.518	14:31:46.883
5 -	32.923	22.309	55.232	78.73	1.135	14:32:42.115
6 -	32.640	22.449	55.089	78.93	0.992	14:33:37.204
7 -	32.958	22.295	55.253	78.70	1.156	14:34:32.457
8 -	33.061	22.306	55.367	78.54	1.270	14:35:27.824
9 -	32.618	21.952	54.570 (3)	79.68	0.473	14:36:22.394
10 -	32.316	21.781	54.097 (1)	80.38		14:37:16.491
11 -	32.451	22.139	54.590	79.65	0.493	14:38:11.081
12 -	32.639	22.113	54.752	79.42	0.655	14:39:05.833

P5 4 GPF Denis HALIL			Yamaha TZR250 - D & A AUTOS			
IDEAL LAP TIME : 54.043		BEST LAP TIME : 54.344		DIFFERENCE : 0.301		
LAP	SECTOR 1	SECTOR 2	LAP TIME	MPH	DIFF	TIME OF DAY
1 -		22.005	1:34.909	45.81	40.565	14:29:00.814
2 -	32.902	22.117	55.019	79.03	0.675	14:29:55.833
3 -	33.850	21.865	55.715	78.05	1.371	14:30:51.548
4 -	33.555	22.194	55.749	78.00	1.405	14:31:47.297
5 -	33.161	22.037	55.198	78.78	0.854	14:32:42.495
6 -	32.851	21.777	54.628	79.60	0.284	14:33:37.123
7 -	32.755	22.371	55.126	78.88	0.782	14:34:32.249
8 -	33.357	22.181	55.538	78.29	1.194	14:35:27.787
9 -	32.773	21.989	54.762	79.40	0.418	14:36:22.549
10 -	32.474	21.886	54.360 (2)	79.99	0.016	14:37:16.909
11 -	32.595	21.749	54.344 (1)	80.01		14:38:11.253
12 -	33.018	21.569	54.587 (3)	79.66	0.243	14:39:05.840

P6 69 Alexander MANN			MZ TS 250 - HS RACING			
IDEAL LAP TIME : 57.545		BEST LAP TIME : 57.629		DIFFERENCE : 0.084		
LAP	SECTOR 1	SECTOR 2	LAP TIME	MPH	DIFF	TIME OF DAY
1 -			1:03.999	67.94	6.370	14:28:29.904
2 -	34.322	23.753	58.075	74.87	0.446	14:29:27.979
3 -	34.551	23.460	58.011 (3)	74.96	0.382	14:30:25.990
4 -	34.406	23.223	57.629 (1)	75.45		14:31:23.619
5 -	34.999	23.403	58.402	74.45	0.773	14:32:22.021
6 -	34.641	23.576	58.217	74.69	0.588	14:33:20.238
7 -	34.488	23.425	57.913 (2)	75.08	0.284	14:34:18.151
8 -	34.592	23.530	58.122	74.81	0.493	14:35:16.273
9 -	34.621	23.425	58.046	74.91	0.417	14:36:14.319
10 -	34.586	23.571	58.157	74.77	0.528	14:37:12.476
11 -	35.129	23.739	58.868	73.87	1.239	14:38:11.344
12 -	34.659	24.260	58.919	73.80	1.290	14:39:10.263

BMCRC - MRO Championships 2022 - Rnd 9 @ Brands Hatch Indy

Illuminate Design 250MZs & Blue Haze GPF

RACE 13 - SECTOR ANALYSIS



SECTOR 1 = FL to I1, SECTOR 2 = I1 to FL, DIFF = Difference To Personal Best Lap, P = Crossed Finish Line in Pit Lane, D = Time Disallowed

P7 65 GPF Andrew MOXON		Aprilia RS 250 - Vanguard motorsport Uckfield + DART Motorsp				
IDEAL LAP TIME : 55.589		BEST LAP TIME : 55.813		DIFFERENCE : 0.224		
LAP	SECTOR 1	SECTOR 2	LAP TIME	MPH	DIFF	TIME OF DAY
1 -		23.515	1:39.766	43.58	43.953	14:29:05.671
2 -	34.372	22.557	56.929	76.38	1.116	14:30:02.600
3 -	33.193	22.694	55.887 (2)	77.81	0.074	14:30:58.487
4 -	33.677	22.396	56.073	77.55	0.260	14:31:54.560
5 -	34.926	22.605	57.531	75.58	1.718	14:32:52.091
6 -	33.674	22.720	56.394	77.11	0.581	14:33:48.485
7 -	33.283	22.530	55.813 (1)	77.91		14:34:44.298
8 -	33.616	22.639	56.255	77.30	0.442	14:35:40.553
9 -	34.556	22.864	57.420	75.73	1.607	14:36:37.973
10 -	33.489	22.718	56.207	77.36	0.394	14:37:34.180
11 -	33.388	22.579	55.967 (3)	77.69	0.154	14:38:30.147
12 -	33.672	22.487	56.159	77.43	0.346	14:39:26.306

P8 41 GPF David ABRAHAM		Suzuki RG570 - Cambridge Motorcycles				
IDEAL LAP TIME : 55.268		BEST LAP TIME : 55.843		DIFFERENCE : 0.575		
LAP	SECTOR 1	SECTOR 2	LAP TIME	MPH	DIFF	TIME OF DAY
1 -		23.432	1:39.121	43.87	43.278	14:29:05.026
2 -	33.593	22.250	55.843 (1)	77.87		14:30:00.869
3 -	33.704	22.913	56.617	76.80	0.774	14:30:57.486
4 -	33.212	22.769	55.981 (3)	77.68	0.138	14:31:53.467
5 -	35.877	22.610	58.487	74.35	2.644	14:32:51.954
6 -	34.148	22.685	56.833	76.51	0.990	14:33:48.787
7 -	34.155	22.162	56.317	77.21	0.474	14:34:45.104
8 -	33.496	22.571	56.067	77.56	0.224	14:35:41.171
9 -	34.538	22.816	57.354	75.82	1.511	14:36:38.525
10 -	33.106	22.781	55.887 (2)	77.81	0.044	14:37:34.412
11 -	34.025	22.327	56.352	77.16	0.509	14:38:30.764
12 -	33.731	22.482	56.213	77.35	0.370	14:39:26.977

P9 26 GPF Damian LEE		Yamaha TZR250 - Leed Autos				
IDEAL LAP TIME : 55.635		BEST LAP TIME : 55.635		DIFFERENCE : 0.000		
LAP	SECTOR 1	SECTOR 2	LAP TIME	MPH	DIFF	TIME OF DAY
1 -		22.998	1:37.683	44.51	42.048	14:29:03.588
2 -	33.461	22.878	56.339 (3)	77.18	0.704	14:29:59.927
3 -	33.660	22.831	56.491	76.97	0.856	14:30:56.418
4 -	33.864	23.012	56.876	76.45	1.241	14:31:53.294
5 -	34.992	23.507	58.499	74.33	2.864	14:32:51.793
6 -	33.932	22.666	56.598	76.83	0.963	14:33:48.391
7 -	33.712	22.769	56.481	76.99	0.846	14:34:44.872
8 -	33.443	22.725	56.168 (2)	77.42	0.533	14:35:41.040
9 -	35.091	22.948	58.039	74.92	2.404	14:36:39.079
10 -	33.066	22.569	55.635 (1)	78.16		14:37:34.714
11 -	33.863	22.806	56.669	76.73	1.034	14:38:31.383
12 -	34.590	22.815	57.405	75.75	1.770	14:39:28.788

BMCRC - MRO Championships 2022 - Rnd 9 @ Brands Hatch Indy

Illuminate Design 250MZs & Blue Haze GPF

RACE 13 - SECTOR ANALYSIS



SECTOR 1 = FL to I1, SECTOR 2 = I1 to FL, DIFF = Difference To Personal Best Lap, P = Crossed Finish Line in Pit Lane, D = Time Disallowed

P10 96		Chris KENT		MZ ETZ250 -			
IDEAL LAP TIME : 59.091		BEST LAP TIME : 59.091		DIFFERENCE : 0.000			
LAP	SECTOR 1	SECTOR 2	LAP TIME	MPH	DIFF	TIME OF DAY	
1 -		23.803	1:05.111	66.78	6.020	14:28:31.016	
2 -	35.403	24.048	59.451 (3)	73.14	0.360	14:29:30.467	
3 -	35.553	23.853	59.406 (2)	73.20	0.315	14:30:29.873	
4 -	35.501	24.180	59.681	72.86	0.590	14:31:29.554	
5 -	35.665	24.210	59.875	72.62	0.784	14:32:29.429	
6 -	36.078	24.730	1:00.808	71.51	1.717	14:33:30.237	
7 -	36.040	24.124	1:00.164	72.27	1.073	14:34:30.401	
8 -	35.540	24.004	59.544	73.03	0.453	14:35:29.945	
9 -	35.877	24.214	1:00.091	72.36	1.000	14:36:30.036	
10 -	36.328	24.115	1:00.443	71.94	1.352	14:37:30.479	
11 -	35.595	23.989	59.584	72.98	0.493	14:38:30.063	
12 -	35.307	23.784	59.091 (1)	73.59		14:39:29.154	

P11 32		John ASHMEAD		MZ ETZ250 -			
IDEAL LAP TIME : 59.118		BEST LAP TIME : 59.118		DIFFERENCE : 0.000			
LAP	SECTOR 1	SECTOR 2	LAP TIME	MPH	DIFF	TIME OF DAY	
1 -		23.949	1:06.115	65.77	6.997	14:28:32.020	
2 -	35.223	23.895	59.118 (1)	73.55		14:29:31.138	
3 -	35.337	23.938	59.275 (2)	73.36	0.157	14:30:30.413	
4 -	35.340	24.208	59.548	73.02	0.430	14:31:29.961	
5 -	35.691	24.239	59.930	72.56	0.812	14:32:29.891	
6 -	35.820	25.451	1:01.271	70.97	2.153	14:33:31.162	
7 -	35.479	24.085	59.564	73.00	0.446	14:34:30.726	
8 -	35.507	24.192	59.699	72.84	0.581	14:35:30.425	
9 -	35.556	24.357	59.913	72.58	0.795	14:36:30.338	
10 -	36.193	24.408	1:00.601	71.75	1.483	14:37:30.939	
11 -	35.342	24.089	59.431 (3)	73.17	0.313	14:38:30.370	
12 -	36.013	24.151	1:00.164	72.27	1.046	14:39:30.534	

P12 151 GPF		Nick SMITH		Kawasaki KR-1S - Hi-Precision Engineering Ltd			
IDEAL LAP TIME : 57.160		BEST LAP TIME : 57.252		DIFFERENCE : 0.092			
LAP	SECTOR 1	SECTOR 2	LAP TIME	MPH	DIFF	TIME OF DAY	
1 -		23.433	1:39.323	43.78	42.071	14:29:05.228	
2 -	34.894	23.261	58.155	74.77	0.903	14:30:03.383	
3 -	34.162	23.250	57.412 (3)	75.74	0.160	14:31:00.795	
4 -	34.056	23.282	57.338 (2)	75.84	0.086	14:31:58.133	
5 -	34.757	23.228	57.985	74.99	0.733	14:32:56.118	
6 -	34.579	23.105	57.684	75.38	0.432	14:33:53.802	
7 -	34.579	23.189	57.768	75.27	0.516	14:34:51.570	
8 -	34.148	23.104	57.252 (1)	75.95		14:35:48.822	
9 -	34.340	23.296	57.636	75.44	0.384	14:36:46.458	
10 -	34.277	23.179	57.456	75.68	0.204	14:37:43.914	
11 -	34.395	23.231	57.626	75.46	0.374	14:38:41.540	
12 -	34.399	23.160	57.559	75.55	0.307	14:39:39.099	

BMCRC - MRO Championships 2022 - Rnd 9 @ Brands Hatch Indy

Illuminate Design 250MZs & Blue Haze GPF

RACE 13 - SECTOR ANALYSIS



SECTOR 1 = FL to I1, SECTOR 2 = I1 to FL, DIFF = Difference To Personal Best Lap, P = Crossed Finish Line in Pit Lane, D = Time Disallowed

P13 14		Andy MARKS		MZ ETZ250 - Kingpin Components		
IDEAL LAP TIME : 59.720		BEST LAP TIME : 59.720		DIFFERENCE : 0.000		
LAP	SECTOR 1	SECTOR 2	LAP TIME	MPH	DIFF	TIME OF DAY
1 -		24.559	1:07.435	64.48	7.715	14:28:33.340
2 -	35.988	24.925	1:00.913	71.39	1.193	14:29:34.253
3 -	36.007	24.893	1:00.900	71.40	1.180	14:30:35.153
4 -	36.201	25.072	1:01.273	70.97	1.553	14:31:36.426
5 -	36.536	25.102	1:01.638	70.55	1.918	14:32:38.064
6 -	36.118	24.404	1:00.522	71.85	0.802	14:33:38.586
7 -	35.592	24.537	1:00.129	72.32	0.409	14:34:38.715
8 -	35.723	24.718	1:00.441	71.94	0.721	14:35:39.156
9 -	35.883	24.901	1:00.784	71.54	1.064	14:36:39.940
10 -	35.347	24.373	59.720 (1)	72.81		14:37:39.660
11 -	35.524	24.465	59.989 (3)	72.49	0.269	14:38:39.649
12 -	35.496	24.384	59.880 (2)	72.62	0.160	14:39:39.529

P14 42 GPF		Martin PEARSON		Yamaha TZR250 -		
IDEAL LAP TIME : 57.477		BEST LAP TIME : 57.477		DIFFERENCE : 0.000		
LAP	SECTOR 1	SECTOR 2	LAP TIME	MPH	DIFF	TIME OF DAY
1 -		23.439	1:39.068	43.89	41.591	14:29:04.973
2 -	36.867	23.757	1:00.624	71.73	3.147	14:30:05.597
3 -	35.069	23.346	58.415	74.44	0.938	14:31:04.012
4 -	35.319	23.421	58.740	74.03	1.263	14:32:02.752
5 -	34.962	23.649	58.611	74.19	1.134	14:33:01.363
6 -	34.949	23.303	58.252 (2)	74.65	0.775	14:33:59.615
7 -	35.113	23.353	58.466	74.37	0.989	14:34:58.081
8 -	34.860	23.470	58.330 (3)	74.55	0.853	14:35:56.411
9 -	34.881	23.758	58.639	74.15	1.162	14:36:55.050
10 -	35.111	24.412	59.523	73.05	2.046	14:37:54.573
11 -	35.236	23.631	58.867	73.87	1.390	14:38:53.440
12 -	34.537	22.940	57.477 (1)	75.65		14:39:50.917

P15 8 R		Rich ASKEW		MZ ETZ250 - L+R construction		
IDEAL LAP TIME : 1:02.123		BEST LAP TIME : 1:02.123		DIFFERENCE : 0.000		
LAP	SECTOR 1	SECTOR 2	LAP TIME	MPH	DIFF	TIME OF DAY
1 -		25.353	1:10.036	62.09	7.913	14:28:35.941
2 -	37.327	25.188	1:02.515 (2)	69.56	0.392	14:29:38.456
3 -	37.915	25.711	1:03.626	68.34	1.503	14:30:42.082
4 -	37.611	25.860	1:03.471	68.51	1.348	14:31:45.553
5 -	37.370	25.565	1:02.935 (3)	69.09	0.812	14:32:48.488
6 -	38.027	25.275	1:03.302	68.69	1.179	14:33:51.790
7 -	37.716	25.684	1:03.400	68.58	1.277	14:34:55.190
8 -	37.738	25.639	1:03.377	68.61	1.254	14:35:58.567
9 -	38.010	25.805	1:03.815	68.14	1.692	14:37:02.382
10 -	37.999	25.600	1:03.599	68.37	1.476	14:38:05.981
11 -	37.086	25.037	1:02.123 (1)	69.99		14:39:08.104

P16 5		Garry SAMETT		MZ TS 250 - smallmouse		
IDEAL LAP TIME : 1:01.988		BEST LAP TIME : 1:02.025		DIFFERENCE : 0.037		
LAP	SECTOR 1	SECTOR 2	LAP TIME	MPH	DIFF	TIME OF DAY
1 -		25.785	1:11.489	60.82	9.464	14:28:37.394
2 -	39.718	25.686	1:05.404	66.48	3.379	14:29:42.798
3 -	39.004	25.747	1:04.751	67.15	2.726	14:30:47.549
4 -	38.391	25.340	1:03.731	68.23	1.706	14:31:51.280
5 -	38.610	24.986	1:03.596	68.37	1.571	14:32:54.876
6 -	37.789	25.113	1:02.902	69.13	0.877	14:33:57.778
7 -	37.945	24.884	1:02.829	69.21	0.804	14:35:00.607
8 -	37.495	25.115	1:02.610 (2)	69.45	0.585	14:36:03.217
9 -	37.701	25.068	1:02.769	69.27	0.744	14:37:05.986
10 -	37.945	24.806	1:02.751 (3)	69.29	0.726	14:38:08.737
11 -	37.182	24.843	1:02.025 (1)	70.11		14:39:10.762

BMCRC - MRO Championships 2022 - Rnd 9 @ Brands Hatch Indy

Illuminate Design 250MZs & Blue Haze GPF

RACE 13 - SECTOR ANALYSIS



SECTOR 1 = FL to I1, SECTOR 2 = I1 to FL, DIFF = Difference To Personal Best Lap, P = Crossed Finish Line in Pit Lane, D = Time Disallowed

P17 24 R Tony PARKER			MZ ETZ250 - Aspect Renovations			
IDEAL LAP TIME : 1:01.660		BEST LAP TIME : 1:02.014		DIFFERENCE : 0.354		
LAP	SECTOR 1	SECTOR 2	LAP TIME	MPH	DIFF	TIME OF DAY
1 -		26.166	1:12.639	59.86	10.625	14:28:38.544
2 -	38.852	25.857	1:04.709	67.20	2.695	14:29:43.253
3 -	39.498	25.614	1:05.112	66.78	3.098	14:30:48.365
4 -	37.982	25.611	1:03.593	68.38	1.579	14:31:51.958
5 -	38.893	25.896	1:04.789	67.11	2.775	14:32:56.747
6 -	37.470	25.490	1:02.960	69.06	0.946	14:33:59.707
7 -	36.875	25.838	1:02.713 (3)	69.34	0.699	14:35:02.420
8 -	37.319	25.299	1:02.618 (2)	69.44	0.604	14:36:05.038
9 -	37.424	25.691	1:03.115	68.89	1.101	14:37:08.153
10 -	37.542	25.180	1:02.722	69.33	0.708	14:38:10.875
11 -	36.480	25.534	1:02.014 (1)	70.12		14:39:12.889

P18 38 Chris PETTET			MZ ETZ250 -			
IDEAL LAP TIME : 1:03.127		BEST LAP TIME : 1:03.534		DIFFERENCE : 0.407		
LAP	SECTOR 1	SECTOR 2	LAP TIME	MPH	DIFF	TIME OF DAY
1 -		25.574	1:11.774	60.58	8.240	14:28:37.679
2 -	38.620	25.554	1:04.174	67.76	0.640	14:29:41.853
3 -	38.321	25.392	1:03.713 (3)	68.25	0.179	14:30:45.566
4 -	38.290	25.746	1:04.036	67.90	0.502	14:31:49.602
5 -	38.321	25.213	1:03.534 (1)	68.44		14:32:53.136
6 -	38.123	25.646	1:03.769	68.19	0.235	14:33:56.905
7 -	37.914	25.743	1:03.657 (2)	68.31	0.123	14:35:00.562
8 -	38.243	25.553	1:03.796	68.16	0.262	14:36:04.358
9 -	38.146	25.966	1:04.112	67.82	0.578	14:37:08.470
10 -	38.465	26.242	1:04.707	67.20	1.173	14:38:13.177
11 -	38.558	26.028	1:04.586	67.33	1.052	14:39:17.763

P19 99 GPF Paul FIRTH			Yamaha TZR250 - Joanne Porter			
IDEAL LAP TIME : 1:02.606		BEST LAP TIME : 1:02.766		DIFFERENCE : 0.160		
LAP	SECTOR 1	SECTOR 2	LAP TIME	MPH	DIFF	TIME OF DAY
1 -		26.439	1:47.922	40.29	45.156	14:29:13.827
2 -	38.627	26.036	1:04.663	67.25	1.897	14:30:18.490
3 -	38.235	25.224	1:03.459	68.52	0.693	14:31:21.949
4 -	38.665	25.630	1:04.295	67.63	1.529	14:32:26.244
5 -	38.399	26.590	1:04.989	66.91	2.223	14:33:31.233
6 -	37.820	25.732	1:03.552	68.42	0.786	14:34:34.785
7 -	38.362	25.459	1:03.821	68.13	1.055	14:35:38.606
8 -	37.805	25.369	1:03.174	68.83	0.408	14:36:41.780
9 -	37.530	25.431	1:02.961 (2)	69.06	0.195	14:37:44.741
10 -	37.690	25.076	1:02.766 (1)	69.28		14:38:47.507
11 -	37.794	25.241	1:03.035 (3)	68.98	0.269	14:39:50.542

P20 93 R John FISHER			MZ ETZ250 - Illuminate Design			
IDEAL LAP TIME : 1:06.440		BEST LAP TIME : 1:06.440		DIFFERENCE : 0.000		
LAP	SECTOR 1	SECTOR 2	LAP TIME	MPH	DIFF	TIME OF DAY
1 -		27.424	1:16.543	56.81	10.103	14:28:42.448
2 -	41.523	27.607	1:09.130	62.90	2.690	14:29:51.578
3 -	42.290	28.170	1:10.460	61.71	4.020	14:31:02.038
4 -	41.730	27.726	1:09.456	62.60	3.016	14:32:11.494
5 -	42.130	27.808	1:09.938	62.17	3.498	14:33:21.432
6 -	41.387	27.415	1:08.802	63.20	2.362	14:34:30.234
7 -	41.213	27.247	1:08.460	63.52	2.020	14:35:38.694
8 -	41.230	27.467	1:08.697	63.30	2.257	14:36:47.391
9 -	40.656	26.829	1:07.485 (3)	64.43	1.045	14:37:54.876
10 -	40.114	26.576	1:06.690 (2)	65.20	0.250	14:39:01.566
11 -	40.045	26.395	1:06.440 (1)	65.45		14:40:08.006

BMCRC - MRO Championships 2022 - Rnd 9 @ Brands Hatch Indy

Illuminate Design 250MZs & Blue Haze GPF

RACE 13 - SECTOR ANALYSIS



SECTOR 1 = FL to I1, SECTOR 2 = I1 to FL, DIFF = Difference To Personal Best Lap, P = Crossed Finish Line in Pit Lane, D = Time Disallowed

P21 565 R		Louis KERSHAW		MZ ETZ250 -		
IDEAL LAP TIME : 58.648		BEST LAP TIME : 59.131		DIFFERENCE : 0.483		
LAP	SECTOR 1	SECTOR 2	LAP TIME	MPH	DIFF	TIME OF DAY
1 -		23.395	1:05.196	66.70	6.065	14:28:31.101
2 -	35.253	23.878	59.131 (1)	73.54		14:29:30.232
3 -	35.608	23.998	59.606 (3)	72.95	0.475	14:30:29.838
4 -	35.518	24.062	59.580 (2)	72.98	0.449	14:31:29.418

BMCRC - MRO Championships 2022 - Rnd 9 @ Brands Hatch Indy

Illuminate Design 250MZs & Blue Haze GPF

RACE 13 - BEST SECTORS

SECTOR 1			SECTOR 2			IDEAL / BEST COMPARISON						
POS	NO	NAME	TIME	NO	NAME	TIME	POS	NO	NAME	IDEAL	BEST	DIFF
									PERFECT LAP	53.885		
1	18	BALL	32.316	4	HALIL	21.569	1	4	HALIL	54.043	54.344	0.301
2	57	MOOK	32.439	18	BALL	21.781	2	18	BALL	54.097	54.097	0.000
3	4	HALIL	32.474	57	MOOK	21.972	3	57	MOOK	54.411	54.519	0.108
4	26	LEE	33.066	41	ABRAHAM	22.162	4	41	ABRAHAM	55.268	55.843	0.575
5	41	ABRAHAM	33.106	65	MOXON	22.396	5	65	MOXON	55.589	55.813	0.224
6	65	MOXON	33.193	26	LEE	22.569	6	26	LEE	55.635	55.635	0.000
7	85	WALES	33.769	42	PEARSON	22.940	7	85	WALES	56.903	56.903	0.000
8	1	GRANT	34.050	151	SMITH	23.104	8	151	SMITH	57.160	57.252	0.092
9	151	SMITH	34.056	85	WALES	23.134	9	1	GRANT	57.278	57.297	0.019
10	69	MANN	34.322	69	MANN	23.223	10	42	PEARSON	57.477	57.477	0.000
11	42	PEARSON	34.537	1	GRANT	23.228	11	69	MANN	57.545	57.629	0.084
12	32	ASHMEAD	35.223	565	KERSHAW	23.395	12	565	KERSHAW	58.648	59.131	0.483
13	565	KERSHAW	35.253	96	KENT	23.784	13	96	KENT	59.091	59.091	0.000
14	96	KENT	35.307	32	ASHMEAD	23.895	14	32	ASHMEAD	59.118	59.118	0.000
15	14	MARKS	35.347	14	MARKS	24.373	15	14	MARKS	59.720	59.720	0.000
16	24	PARKER	36.480	5	SAMETT	24.806	16	24	PARKER	1:01.660	1:02.014	0.354
17	8	ASKEW	37.086	8	ASKEW	25.037	17	5	SAMETT	1:01.988	1:02.025	0.037
18	5	SAMETT	37.182	99	FIRTH	25.076	18	8	ASKEW	1:02.123	1:02.123	0.000
19	99	FIRTH	37.530	24	PARKER	25.180	19	99	FIRTH	1:02.606	1:02.766	0.160
20	38	PETTET	37.914	38	PETTET	25.213	20	38	PETTET	1:03.127	1:03.534	0.407
21	93	FISHER	40.045	93	FISHER	26.395	21	93	FISHER	1:06.440	1:06.440	0.000

BMCRC - MRO Championships 2022 - Rnd 9 @ Brands Hatch Indy

Illuminate Design 250MZs & Blue Haze GPF

RACE 13 - STATISTICS

Competitors Started	21
Planned Start	2022-10-02 @ 15:00:00.000
Actual Start	2022-10-02 @ 14:27:25.905
Finish Time	2022-10-02 @ 14:39:04.690
Track Length	1.2079mi.
Total Laps	238
Total Distance Covered	287.4910mi.

Session Fastest Lap History

NO	CL	NAME	LAP TIME	TIME OF DAY	LAP	VEHICLE
1		Scott GRANT	58.196	14:29:27.636	2	MZ ETZ250
85		Andrew WALES	58.189	14:29:27.664	2	MZ ETZ250
69		Alexander MANN	58.075	14:29:28.011	2	MZ TS 250
57	GPF	Geoff MOOK	54.798	14:29:55.705	2	Yamaha TZR 250
18	GPF	David BALL	54.561	14:29:56.164	2	Yamaha TZR250F3
57	GPF	Geoff MOOK	54.519	14:30:50.225	3	Yamaha TZR 250
18	GPF	David BALL	54.097	14:37:16.518	10	Yamaha TZR250F3

Session Leader History

NO	CL	NAME	FROM LAP	LAPS LED	DISTANCE	VEHICLE
1		Scott GRANT	1	3	3.62 miles	MZ ETZ250
85		Andrew WALES	4	1	1.20 miles	MZ ETZ250
1		Scott GRANT	5	2	2.41 miles	MZ ETZ250
85		Andrew WALES	7	3	3.62 miles	MZ ETZ250
1		Scott GRANT	10	3	3.62 miles	MZ ETZ250

Flag History

TYPE	TIME OF DAY
GREEN	14:27:25.905
FINISH	14:39:04.690

Flag Statistics

TYPE	COUNT	TOTAL LAPS	TOTAL TIME
Green	1	12	12:45.312
Red	0	0	0.000
Safety Car	0	0	0.000
FCY	0	0	0.000

BMCRC - MRO Championships 2022 - Rnd 9 @ Brands Hatch Indy

Illuminate Design 250MZs & Blue Haze GPF

RACE 13 - STATISTICS

CLASS :

8 Starters

Fastest Lap History

NO	NAME	LAP TIME	TIME OF DAY	LAP	VEHICLE
1	Scott GRANT	58.196	14:29:27.636	2	MZ ETZ250
85	Andrew WALES	58.189	14:29:27.664	2	MZ ETZ250
69	Alexander MANN	58.075	14:29:28.011	2	MZ TS 250
1	Scott GRANT	58.001	14:30:25.636	3	MZ ETZ250
85	Andrew WALES	57.756	14:31:23.477	4	MZ ETZ250
69	Alexander MANN	57.629	14:31:23.651	4	MZ TS 250
85	Andrew WALES	57.251	14:34:16.836	7	MZ ETZ250
85	Andrew WALES	56.903	14:39:05.232	12	MZ ETZ250

Leader History

NO	NAME	FROM LAP	LAPS LED	DISTANCE	VEHICLE
1	Scott GRANT	1	3	3.62 miles	MZ ETZ250
85	Andrew WALES	4	1	1.20 miles	MZ ETZ250
1	Scott GRANT	5	2	2.41 miles	MZ ETZ250
85	Andrew WALES	7	3	3.62 miles	MZ ETZ250
1	Scott GRANT	10	3	3.62 miles	MZ ETZ250

BMCRC - MRO Championships 2022 - Rnd 9 @ Brands Hatch Indy

Illuminate Design 250MZs & Blue Haze GPF

RACE 13 - STATISTICS

CLASS : R

4 Starters

Fastest Lap History

NO	NAME	LAP TIME	TIME OF DAY	LAP	VEHICLE
565	Louis KERSHAW	59.131	14:29:30.264	2	MZ ETZ250

Leader History

NO	NAME	FROM LAP	LAPS LED	DISTANCE	VEHICLE
565	Louis KERSHAW	1	4	4.83 miles	MZ ETZ250
8	Rich ASKEW	5	7	8.45 miles	MZ ETZ250

BMCRC - MRO Championships 2022 - Rnd 9 @ Brands Hatch Indy

Illuminate Design 250MZs & Blue Haze GPF

RACE 13 - STATISTICS

CLASS : GPF

9 Starters

Fastest Lap History

NO	NAME	LAP TIME	TIME OF DAY	LAP	VEHICLE
57	Geoff MOOK	54.798	14:29:55.705	2	Yamaha TZR 250
18	David BALL	54.561	14:29:56.164	2	Yamaha TZR250F3
57	Geoff MOOK	54.519	14:30:50.225	3	Yamaha TZR 250
18	David BALL	54.097	14:37:16.518	10	Yamaha TZR250F3

Leader History

NO	NAME	FROM LAP	LAPS LED	DISTANCE	VEHICLE
4	Denis HALIL	1	1	1.20 miles	Yamaha TZR250
57	Geoff MOOK	2	11	13.28 miles	Yamaha TZR 250



EDIASIA FORMULA 400 & INTA MOTORCYCLES BLUE HAZE GP



BMCRC-MRO Championships - Round 9
Brands Hatch Indy
1st / 2nd October 2022



Timing & Results Provided by Timing Solutions Ltd

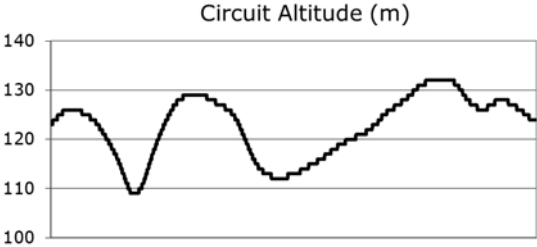
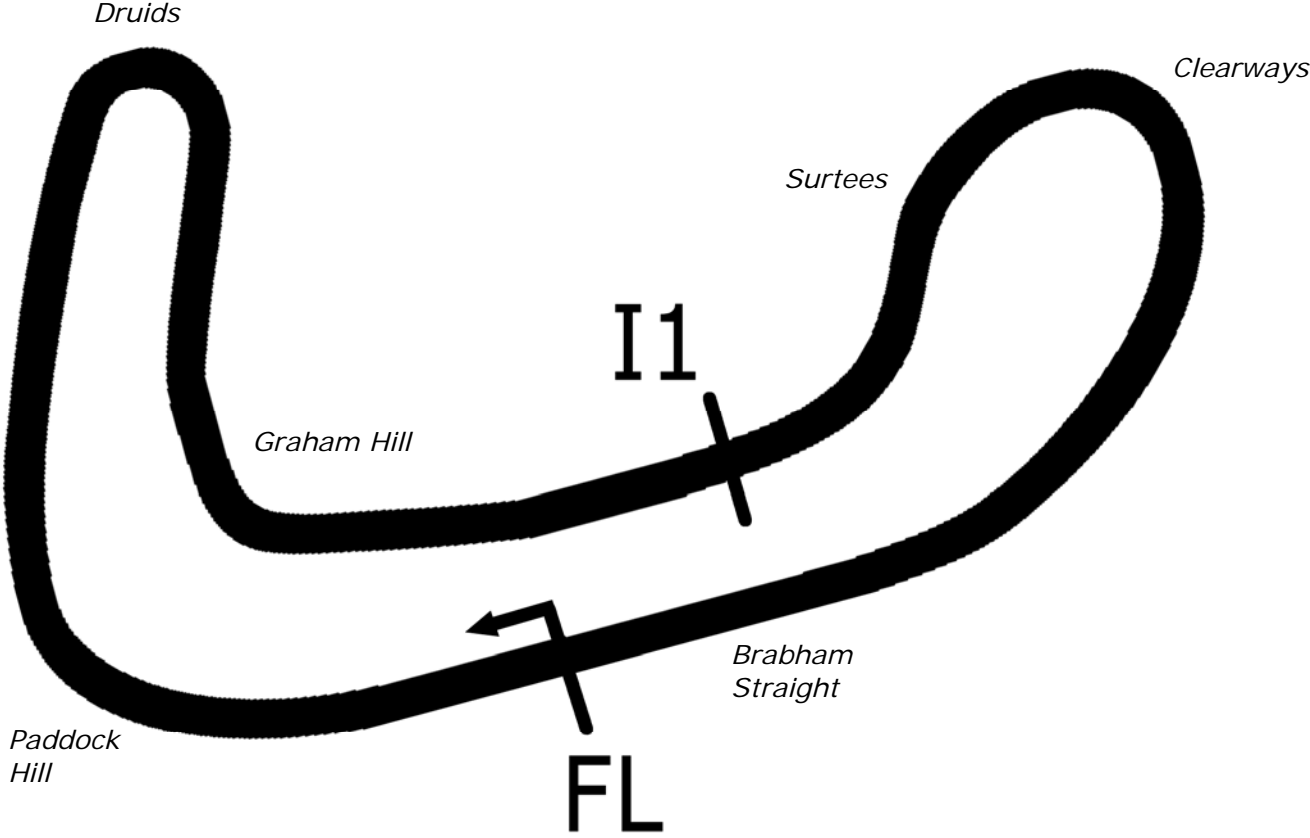
www.tsl-timing.com

Brands Hatch Indy



SPORTS TIMING

TIMING SOLUTIONS LTD



Length	1.2079 miles	1944.0 m	
FL		51.36032 N	0.26032 E
I1	1112m	51.35934 N	0.25955 E
Pit Entry	1669m	51.35911 N	0.25743 E
Pit Exit	26m after FL	51.36027 N	0.26078 E
Pit Entry–Pit Exit 277m, 16.6s @60kph, 12.4s @80kph			

BMCRC - MRO Championships 2022 - Rnd 9 @ Brands Hatch Indy

EDlasia Formula 400 & Blue Haze GP

QUALIFYING - CLASSIFICATION



POS	NO	CL	PIC NAME	ENTRY	TIME	ON	LAPS	GAP	DIFF	MPH
1	7	GP	1 Bruce DUNN	Yamaha TZ250 - Bilstein UK	52.527	11	12			82.78
2	50	GP	2 Sean MORRISON	Honda RS 250 - Fincham's two strokes	52.613	13	14	0.086	0.086	82.65
3	46	GP	3 Frank SWAIN	Honda RS250NX5 - Mick Fincham racing	53.160	13	14	0.633	0.547	81.80
4	3	GP	4 Tom BARRETT	Honda RS250 - The Two Stroke Workshop	54.544	4	13	2.017	1.384	79.72
5	53	GP	5 Mark WHITING	Yamaha TZ250 - Mark whiting	54.694	5	8	2.167	0.150	79.50
6	1		1 James SEATH	Kawasaki ZXR400 L9 - Ovenden Earthmoving	54.819	8	9	2.292	0.125	79.32
7	65		2 Andrew MOXON	Honda VFR 400 NC30 - Vanguard motorsport Uckfield	54.842	10	13	2.315	0.023	79.29
8	151	S	1 Nick SMITH	Kawasaki ZXR400 - Hi-Precision Engineering Ltd	54.848	9	13	2.321	0.006	79.28
9	76	GP	6 Jonathan STAMPER	Yamaha TZ250 -	54.939	11	13	2.412	0.091	79.15
10	52	GP	7 Stephen BAYLEY	Yamaha TZ 250 - Mander Organ Builders	55.171	4	8	2.644	0.232	78.82
11	64	GP	8 Phil ELLIS	Yamaha TZ250 4TW -	55.475	12	13	2.948	0.304	78.38
12	17		3 Sam HIRST	Kawasaki NINJA - Valley Racing	55.754	13	13	3.227	0.279	77.99
13	12	GP	9 Adrian MARTIN	Yamaha TZ250 - Strategic business development &sup	55.862	10	13	3.335	0.108	77.84
14	60	GP	10 Richard HAYWARD	Yamaha TZ 250 3YL - Hazel Motors/ Gforce	56.108	11	13	3.581	0.246	77.50
15	222	S	2 Matthew EPPS	Kawasaki ZXR400 - M.E Vehicle Repairs	56.218	11	13	3.691	0.110	77.35
16	88	GP	11 George PRINOS	YAMAHA TZ250 - KAPPA PLANNING LTD	56.256	7	13	3.729	0.038	77.30
17	27	S/R	1 Felix DORLING	Kawasaki NINJA 400 - Kernow Controls	56.364	11	13	3.837	0.108	77.15
18	77	GP	12 Tom WEEDEN	Yamaha TZ250 - Club 77	56.701	5	5	4.174	0.337	76.69
19	24	S	3 Harley GODZISZ	Honda NC30 - Mum xx	57.726	10	12	5.199	1.025	75.33
20	123	S/R	2 Mark GALLAGHER	Honda RVF 400 -	57.811	12	12	5.284	0.085	75.22
21	577		4 Richard BUCKHAM	Kawasaki NINJA 300 -	59.116	11	12	6.589	1.305	73.56
22	15	S	4 Julian DAWE	Honda RVF400 - EM Acoustics	59.633	11	11	7.106	0.517	72.92

Weather / Track : Sunny / Dry

These results are provisional until the conclusion of any judicial and technical matters.

Brands Hatch Indy: 1.2079 miles
Date: 01/10/2022 Start: 11:23 Finish: 11:35

Clerk Of Course :	Stewards :	Timekeeper : <i>Craig Smith</i>
-------------------	------------	------------------------------------

Results can be found at www.tsl-timing.com

Printed - 11:37 Saturday, 01 October 2022



BMCRC - MRO Championships 2022 - Rnd 9 @ Brands Hatch Indy

EDlasia Formula 400 & Blue Haze GP

QUALIFYING - SECTOR ANALYSIS



SECTOR 1 = FL to I1, SECTOR 2 = I1 to FL, DIFF = Difference To Personal Best Lap, P = Crossed Finish Line in Pit Lane, D = Time Disallowed

P1		7 GP		Bruce DUNN		Yamaha TZ250 - Bilstein UK	
IDEAL LAP TIME : 52.430		BEST LAP TIME : 52.527		DIFFERENCE : 0.097			
LAP	SECTOR 1	SECTOR 2	LAP TIME	MPH	DIFF	TIME OF DAY	
1 -	OUTLAP	23.856	1:04.237	67.69	11.710	11:25:23.825	
2 -	33.928	22.243	56.171	77.41	3.644	11:26:19.996	
3 -	32.868	21.679	54.547	79.72	2.020	11:27:14.543	
4 -	31.929	21.373	53.302	81.58	0.775	11:28:07.845	
5 -	32.380	21.339	53.719	80.95	1.192	11:29:01.564	
6 -	31.954	21.250	53.204	81.73	0.677	11:29:54.768	
7 -	31.587	20.984	52.571 (2)	82.71	0.044	11:30:47.339	
8 -	31.593	21.056	52.649 (3)	82.59	0.122	11:31:39.988	
9 -	31.891	20.981	52.872	82.24	0.345	11:32:32.860	
10 -	32.127	21.810	53.937	80.62	1.410	11:33:26.797	
11 -	31.449	21.078	52.527 (1)	82.78		11:34:19.324	
12 -	31.856	21.280	53.136	81.83	0.609	11:35:12.460	

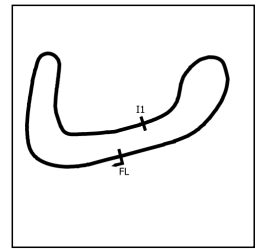
P2		50 GP		Sean MORRISON		Honda RS 250 - Fincham's two strokes	
IDEAL LAP TIME : 52.573		BEST LAP TIME : 52.613		DIFFERENCE : 0.040			
LAP	SECTOR 1	SECTOR 2	LAP TIME	MPH	DIFF	TIME OF DAY	
1 -	37.446	22.952	1:00.398	71.99	7.785	11:24:39.839	
2 -	34.649	22.554	57.203	76.02	4.590	11:25:37.042	
3 -	33.133	22.010	55.143	78.86	2.530	11:26:32.185	
4 -	32.917	21.401	54.318	80.05	1.705	11:27:26.503	
5 -	32.647	21.125	53.772	80.87	1.159	11:28:20.275	
6 -	33.643	21.223	54.866	79.25	2.253	11:29:15.141	
7 -	32.360	21.690	54.050	80.45	1.437	11:30:09.191	
8 -	34.145	21.376	55.521	78.32	2.908	11:31:04.712	
9 -	32.910	21.142	54.052	80.45	1.439	11:31:58.764	
10 -	32.712	21.872	54.584	79.66	1.971	11:32:53.348	
11 -	32.108	21.566	53.674	81.01	1.061	11:33:47.022	
12 -	32.047	21.130	53.177 (3)	81.77	0.564	11:34:40.199	
13 -	31.654	20.959	52.613 (1)	82.65		11:35:32.812	
14 -	32.007	20.919	52.926 (2)	82.16	0.313	11:36:25.738	

P3		46 GP		Frank SWAIN		Honda RS250NX5 - Mick Fincham racing	
IDEAL LAP TIME : 53.112		BEST LAP TIME : 53.160		DIFFERENCE : 0.048			
LAP	SECTOR 1	SECTOR 2	LAP TIME	MPH	DIFF	TIME OF DAY	
1 -	37.251	22.982	1:00.233	72.19	7.073	11:24:39.757	
2 -	34.654	22.582	57.236	75.97	4.076	11:25:36.993	
3 -	34.565	21.795	56.360	77.15	3.200	11:26:33.353	
4 -	33.006	21.541	54.547	79.72	1.387	11:27:27.900	
5 -	32.814	21.690	54.504	79.78	1.344	11:28:22.404	
6 -	32.818	21.412	54.230	80.18	1.070	11:29:16.634	
7 -	32.844	21.422	54.266	80.13	1.106	11:30:10.900	
8 -	33.131	22.594	55.725	78.03	2.565	11:31:06.625	
9 -	33.095	21.177	54.272	80.12	1.112	11:32:00.897	
10 -	32.328	21.672	54.000	80.52	0.840	11:32:54.897	
11 -	32.637	21.192	53.829	80.78	0.669	11:33:48.726	
12 -	32.118	21.135	53.253 (3)	81.65	0.093	11:34:41.979	
13 -	32.034	21.126	53.160 (1)	81.80		11:35:35.139	
14 -	32.140	21.078	53.218 (2)	81.71	0.058	11:36:28.357	

BMCRC - MRO Championships 2022 - Rnd 9 @ Brands Hatch Indy

EDlasia Formula 400 & Blue Haze GP

QUALIFYING - SECTOR ANALYSIS



SECTOR 1 = FL to I1, SECTOR 2 = I1 to FL, DIFF = Difference To Personal Best Lap, P = Crossed Finish Line in Pit Lane, D = Time Disallowed

P4		3 GP		Tom BARRETT		Honda RS250 - The Two Stroke Workshop	
IDEAL LAP TIME : 54.500		BEST LAP TIME : 54.544		DIFFERENCE : 0.044			
LAP	SECTOR 1	SECTOR 2	LAP TIME	MPH	DIFF	TIME OF DAY	
1 -	37.872	23.410	1:01.282	70.96	6.738	11:24:43.390	
2 -	34.335	22.519	56.854	76.48	2.310	11:25:40.244	
3 -	33.352	22.315	55.667	78.11	1.123	11:26:35.911	
4 -	33.002	21.542	54.544 (1)	79.72		11:27:30.455	
5 -	33.554	21.706	55.260	78.69	0.716	11:28:25.715	
6 -	33.136	22.609	55.745	78.00	1.201	11:29:21.460	
7 -	33.633	21.784	55.417	78.47	0.873	11:30:16.877	
8 -	34.669	21.822	56.491	76.97	1.947	11:31:13.368	
9 -	32.958	22.227	55.185 (3)	78.80	0.641	11:32:08.553	
10 -	33.928	21.812	55.740	78.01	1.196	11:33:04.293	
11 -	34.478	22.228	56.706	76.68	2.162	11:34:00.999	
12 -	33.289	21.614	54.903 (2)	79.20	0.359	11:34:55.902	
13 -	33.626	21.961	55.587	78.23	1.043	11:35:51.489	

P5		53 GP		Mark WHITING		Yamaha TZ250 - Mark whiting	
IDEAL LAP TIME : 54.638		BEST LAP TIME : 54.694		DIFFERENCE : 0.056			
LAP	SECTOR 1	SECTOR 2	LAP TIME	MPH	DIFF	TIME OF DAY	
1 -	37.466	23.058	1:00.524	71.84	5.830	11:24:40.218	
2 -	34.716	22.442	57.158	76.08	2.464	11:25:37.376	
3 -	33.764	22.251	56.015	77.63	1.321	11:26:33.391	
4 -	33.420	21.708	55.128 (2)	78.88	0.434	11:27:28.519	
5 -	32.930	21.764	54.694 (1)	79.50		11:28:23.213	
6 -	33.479	22.422	55.901	77.79	1.207	11:29:19.114	
7 -	33.419	22.795	56.214	77.35	1.520	11:30:15.328	
8 -	33.432	22.006	55.438 (3)	78.44	0.744	11:31:10.766	

P6		1		James SEATH		Kawasaki ZXR400 L9 - Ovenden Earthmoving	
IDEAL LAP TIME : 54.774		BEST LAP TIME : 54.819		DIFFERENCE : 0.045			
LAP	SECTOR 1	SECTOR 2	LAP TIME	MPH	DIFF	TIME OF DAY	
1 -	37.843	23.628	1:01.471	70.74	6.652	11:24:36.730	
2 -	35.744	23.163	58.907	73.82	4.088	11:25:35.637	
3 -	34.428	22.613	57.041	76.23	2.222	11:26:32.678	
4 -	34.888	22.359	57.247	75.96	2.428	11:27:29.925	
5 -	33.419	22.000	55.419 (3)	78.46	0.600	11:28:25.344	
6 -	33.145	22.844	55.989	77.66	1.170	11:29:21.333	
7 -	33.251	21.876	55.127 (2)	78.88	0.308	11:30:16.460	
8 -	33.190	21.629	54.819 (1)	79.32		11:31:11.279	
9 -	33.754	23.333	57.087	76.17	2.268	11:32:08.366	

P7		65		Andrew MOXON		Honda VFR 400 NC30 - Vanguard motorsport Uckfield + DART I	
IDEAL LAP TIME : 54.692		BEST LAP TIME : 54.842		DIFFERENCE : 0.150			
LAP	SECTOR 1	SECTOR 2	LAP TIME	MPH	DIFF	TIME OF DAY	
1 -	OUTLAP	24.605	1:07.338	64.57	12.496	11:25:26.236	
2 -	36.146	23.125	59.271	73.36	4.429	11:26:25.507	
3 -	34.239	22.441	56.680	76.72	1.838	11:27:22.187	
4 -	33.459	22.328	55.787	77.95	0.945	11:28:17.974	
5 -	33.736	22.301	56.037	77.60	1.195	11:29:14.011	
6 -	33.249	22.465	55.714	78.05	0.872	11:30:09.725	
7 -	34.224	22.327	56.551	76.89	1.709	11:31:06.276	
8 -	33.919	22.027	55.946	77.72	1.104	11:32:02.222	
9 -	33.110	22.044	55.154	78.84	0.312	11:32:57.376	
10 -	33.096	21.746	54.842 (1)	79.29		11:33:52.218	
11 -	33.435	22.017	55.452	78.42	0.610	11:34:47.670	
12 -	32.946	21.948	54.894 (2)	79.21	0.052	11:35:42.564	
13 -	32.949	22.098	55.047 (3)	78.99	0.205	11:36:37.611	

BMCRC - MRO Championships 2022 - Rnd 9 @ Brands Hatch Indy

EDlasia Formula 400 & Blue Haze GP

QUALIFYING - SECTOR ANALYSIS



SECTOR 1 = FL to I1, SECTOR 2 = I1 to FL, DIFF = Difference To Personal Best Lap, P = Crossed Finish Line in Pit Lane, D = Time Disallowed

P8 151 S Nick SMITH		Kawasaki ZXR400 - Hi-Precision Engineering Ltd				
IDEAL LAP TIME : 54.829		BEST LAP TIME : 54.848		DIFFERENCE : 0.019		
LAP	SECTOR 1	SECTOR 2	LAP TIME	MPH	DIFF	TIME OF DAY
1 -	OUTLAP	24.518	1:06.263	65.62	11.415	11:25:26.324
2 -	35.359	22.767	58.126	74.81	3.278	11:26:24.450
3 -	33.851	22.618	56.469	77.00	1.621	11:27:20.919
4 -	33.265	22.254	55.519	78.32	0.671	11:28:16.438
5 -	33.251	22.385	55.636	78.16	0.788	11:29:12.074
6 -	33.090	22.032	55.122	78.89	0.274	11:30:07.196
7 -	34.767	22.372	57.139	76.10	2.291	11:31:04.335
8 -	33.486	22.310	55.796	77.93	0.948	11:32:00.131
9 -	32.901	21.947	54.848 (1)	79.28		11:32:54.979
10 -	32.984	21.930	54.914 (3)	79.18	0.066	11:33:49.893
11 -	33.251	21.940	55.191	78.79	0.343	11:34:45.084
12 -	32.932	21.928	54.860 (2)	79.26	0.012	11:35:39.944
13 -	32.923	22.080	55.003	79.06	0.155	11:36:34.947

P9 76 GP Jonathan STAMPER		Yamaha TZ250 -				
IDEAL LAP TIME : 54.934		BEST LAP TIME : 54.939		DIFFERENCE : 0.005		
LAP	SECTOR 1	SECTOR 2	LAP TIME	MPH	DIFF	TIME OF DAY
1 -	39.289	24.644	1:03.933	68.01	8.994	11:24:52.767
2 -	36.438	22.554	58.992	73.71	4.053	11:25:51.759
3 -	33.757	22.159	55.916	77.77	0.977	11:26:47.675
4 -	33.665	22.016	55.681	78.09	0.742	11:27:43.356
5 -	33.606	21.877	55.483 (3)	78.37	0.544	11:28:38.839
6 -	33.485	22.235	55.720	78.04	0.781	11:29:34.559
7 -	33.530	22.960	56.490	76.98	1.551	11:30:31.049
8 -	36.532	23.202	59.734	72.79	4.795	11:31:30.783
9 -	37.983	22.921	1:00.904	71.40	5.965	11:32:31.687
10 -	34.106	21.999	56.105	77.50	1.166	11:33:27.792
11 -	33.094	21.845	54.939 (1)	79.15		11:34:22.731
12 -	33.089	22.090	55.179 (2)	78.80	0.240	11:35:17.910
13 -	33.374	22.172	55.546	78.28	0.607	11:36:13.456

P10 52 GP Stephen BAYLEY		Yamaha TZ 250 - Mander Organ Builders				
IDEAL LAP TIME : 55.075		BEST LAP TIME : 55.171		DIFFERENCE : 0.096		
LAP	SECTOR 1	SECTOR 2	LAP TIME	MPH	DIFF	TIME OF DAY
1 -	37.371	22.570	59.941	72.54	4.770	11:24:44.705
2 -	34.263	21.908	56.171	77.41	1.000	11:25:40.876
3 -	33.459	21.826	55.285	78.65	0.114	11:26:36.161
4 -	33.493	21.678	55.171 (1)	78.82		11:27:31.332
5 -	33.500	21.687	55.187 (2)	78.79	0.016	11:28:26.519
6 -	33.397	21.839	55.236 (3)	78.72	0.065	11:29:21.755
7 -	34.627	21.883	56.510	76.95	1.339	11:30:18.265
8 -	33.660	23.076	56.736	76.64	1.565	11:31:15.001

BMCRC - MRO Championships 2022 - Rnd 9 @ Brands Hatch Indy

EDlasia Formula 400 & Blue Haze GP

QUALIFYING - SECTOR ANALYSIS



SECTOR 1 = FL to I1, SECTOR 2 = I1 to FL, DIFF = Difference To Personal Best Lap, P = Crossed Finish Line in Pit Lane, D = Time Disallowed

P11 64 GP Phil ELLIS		Yamaha TZ250 4TW -				
IDEAL LAP TIME : 55.206		BEST LAP TIME : 55.475		DIFFERENCE : 0.269		
LAP	SECTOR 1	SECTOR 2	LAP TIME	MPH	DIFF	TIME OF DAY
1 -	40.200	24.474	1:04.674	67.23	9.199	11:25:02.842
2 -	37.532	22.654	1:00.186	72.25	4.711	11:26:03.028
3 -	35.039	22.841	57.880	75.13	2.405	11:27:00.908
4 -	34.082	22.448	56.530	76.92	1.055	11:27:57.438
5 -	34.083	22.326	56.409	77.09	0.934	11:28:53.847
6 -	33.960	21.703	55.663	78.12	0.188	11:29:49.510
7 -	33.850	21.985	55.835	77.88	0.360	11:30:45.345
8 -	33.768	22.181	55.949	77.72	0.474	11:31:41.294
9 -	33.605	21.888	55.493 (2)	78.36	0.018	11:32:36.787
10 -	33.556	21.969	55.525	78.31	0.050	11:33:32.312
11 -	33.849	21.650	55.499 (3)	78.35	0.024	11:34:27.811
12 -	33.694	21.781	55.475 (1)	78.38		11:35:23.286
13 -	33.759	22.358	56.117	77.49	0.642	11:36:19.403

P12 17 Sam HIRST		Kawasaki NINJA - Valley Racing				
IDEAL LAP TIME : 55.723		BEST LAP TIME : 55.754		DIFFERENCE : 0.031		
LAP	SECTOR 1	SECTOR 2	LAP TIME	MPH	DIFF	TIME OF DAY
1 -	39.028	23.602	1:02.630	69.43	6.876	11:24:48.314
2 -	34.635	23.007	57.642	75.44	1.888	11:25:45.956
3 -	34.172	22.712	56.884	76.44	1.130	11:26:42.840
4 -	33.909	22.704	56.613	76.81	0.859	11:27:39.453
5 -	33.580	22.496	56.076	77.54	0.322	11:28:35.529
6 -	33.556	22.575	56.131	77.47	0.377	11:29:31.660
7 -	33.784	22.624	56.408	77.09	0.654	11:30:28.068
8 -	33.475	22.571	56.046 (3)	77.58	0.292	11:31:24.114
9 -	33.696	22.884	56.580	76.85	0.826	11:32:20.694
10 -	33.407	22.812	56.219	77.35	0.465	11:33:16.913
11 -	33.478	22.371	55.849 (2)	77.86	0.095	11:34:12.762
12 -	33.815	22.492	56.307	77.23	0.553	11:35:09.069
13 -	33.438	22.316	55.754 (1)	77.99		11:36:04.823

P13 12 GP Adrian MARTIN		Yamaha TZ250 - Strategic business development & support ltd				
IDEAL LAP TIME : 55.451		BEST LAP TIME : 55.862		DIFFERENCE : 0.411		
LAP	SECTOR 1	SECTOR 2	LAP TIME	MPH	DIFF	TIME OF DAY
1 -	41.411	24.280	1:05.691	66.19	9.829	11:24:52.040
2 -	37.244	23.231	1:00.475	71.90	4.613	11:25:52.515
3 -	36.014	22.859	58.873	73.86	3.011	11:26:51.388
4 -	35.812	22.811	58.623	74.17	2.761	11:27:50.011
5 -	35.243	22.577	57.820	75.20	1.958	11:28:47.831
6 -	35.025	22.524	57.549	75.56	1.687	11:29:45.380
7 -	34.161	22.255	56.416	77.08	0.554	11:30:41.796
8 -	34.075	22.192	56.267	77.28	0.405	11:31:38.063
9 -	34.063	22.125	56.188	77.39	0.326	11:32:34.251
10 -	33.618	22.244	55.862 (1)	77.84		11:33:30.113
11 -	34.256	21.833	56.089 (2)	77.53	0.227	11:34:26.202
12 -	33.967	22.122	56.089 (2)	77.53	0.227	11:35:22.291
13 -	34.128	22.559	56.687	76.71	0.825	11:36:18.978

BMCRC - MRO Championships 2022 - Rnd 9 @ Brands Hatch Indy

EDlasia Formula 400 & Blue Haze GP

QUALIFYING - SECTOR ANALYSIS



SECTOR 1 = FL to I1, SECTOR 2 = I1 to FL, DIFF = Difference To Personal Best Lap, P = Crossed Finish Line in Pit Lane, D = Time Disallowed

P14 60 GP		Richard HAYWARD		Yamaha TZ 250 3YL - Hazel Motors/ Gforce			
IDEAL LAP TIME : 56.108		BEST LAP TIME : 56.108		DIFFERENCE : 0.000			
LAP	SECTOR 1	SECTOR 2	LAP TIME	MPH	DIFF	TIME OF DAY	
1 -	40.890	24.285	1:05.175	66.72	9.067	11:24:46.622	
2 -	36.795	23.183	59.978	72.50	3.870	11:25:46.600	
3 -	35.313	22.971	58.284	74.61	2.176	11:26:44.884	
4 -	34.540	22.951	57.491	75.63	1.383	11:27:42.375	
5 -	35.012	23.178	58.190	74.73	2.082	11:28:40.565	
6 -	35.164	23.295	58.459	74.38	2.351	11:29:39.024	
7 -	34.720	23.464	58.184	74.73	2.076	11:30:37.208	
8 -	34.526	23.241	57.767	75.27	1.659	11:31:34.975	
9 -	34.163	23.140	57.303	75.88	1.195	11:32:32.278	
10 -	34.550	22.960	57.510	75.61	1.402	11:33:29.788	
11 -	33.816	22.292	56.108 (1)	77.50		11:34:25.896	
12 -	33.903	22.407	56.310 (2)	77.22	0.202	11:35:22.206	
13 -	34.007	22.864	56.871 (3)	76.46	0.763	11:36:19.077	

P15 222 S		Matthew EPPS		Kawasaki ZXR400 - M.E Vehicle Repairs			
IDEAL LAP TIME : 56.162		BEST LAP TIME : 56.218		DIFFERENCE : 0.056			
LAP	SECTOR 1	SECTOR 2	LAP TIME	MPH	DIFF	TIME OF DAY	
1 -	38.564	24.406	1:02.970	69.05	6.752	11:24:50.011	
2 -	36.273	23.387	59.660	72.88	3.442	11:25:49.671	
3 -	35.244	23.027	58.271	74.62	2.053	11:26:47.942	
4 -	35.171	22.884	58.055	74.90	1.837	11:27:45.997	
5 -	34.384	22.938	57.322	75.86	1.104	11:28:43.319	
6 -	34.431	22.585	57.016	76.26	0.798	11:29:40.335	
7 -	34.033	23.098	57.131	76.11	0.913	11:30:37.466	
8 -	34.526	22.924	57.450	75.69	1.232	11:31:34.916	
9 -	34.597	22.945	57.542	75.57	1.324	11:32:32.458	
10 -	34.025	22.431	56.456 (2)	77.02	0.238	11:33:28.914	
11 -	33.731	22.487	56.218 (1)	77.35		11:34:25.132	
12 -	34.151	22.705	56.856	76.48	0.638	11:35:21.988	
13 -	33.963	22.771	56.734 (3)	76.64	0.516	11:36:18.722	

P16 88 GP		George PRINOS		YAMAHA TZ250 - KAPPA PLANNING LTD			
IDEAL LAP TIME : 56.083		BEST LAP TIME : 56.256		DIFFERENCE : 0.173			
LAP	SECTOR 1	SECTOR 2	LAP TIME	MPH	DIFF	TIME OF DAY	
1 -	40.560	24.563	1:05.123	66.77	8.867	11:24:49.861	
2 -	36.195	23.460	59.655	72.89	3.399	11:25:49.516	
3 -	35.118	22.750	57.868	75.14	1.612	11:26:47.384	
4 -	35.475	22.854	58.329	74.55	2.073	11:27:45.713	
5 -	34.080	22.697	56.777	76.59	0.521	11:28:42.490	
6 -	34.611	22.450	57.061	76.20	0.805	11:29:39.551	
7 -	34.023	22.233	56.256 (1)	77.30		11:30:35.807	
8 -	34.386	22.268	56.654	76.75	0.398	11:31:32.461	
9 -	34.993	22.616	57.609	75.48	1.353	11:32:30.070	
10 -	34.705	22.666	57.371	75.79	1.115	11:33:27.441	
11 -	33.850	22.528	56.378 (2)	77.13	0.122	11:34:23.819	
12 -	34.267	22.249	56.516 (3)	76.94	0.260	11:35:20.335	
13 -	34.336	22.336	56.672	76.73	0.416	11:36:17.007	

BMCRC - MRO Championships 2022 - Rnd 9 @ Brands Hatch Indy

EDlasia Formula 400 & Blue Haze GP

QUALIFYING - SECTOR ANALYSIS



SECTOR 1 = FL to I1, SECTOR 2 = I1 to FL, DIFF = Difference To Personal Best Lap, P = Crossed Finish Line in Pit Lane, D = Time Disallowed

P17 27 S/R Felix DORLING			Kawasaki NINJA 400 - Kernow Controls			
IDEAL LAP TIME : 56.364		BEST LAP TIME : 56.364	DIFFERENCE : 0.000			
LAP	SECTOR 1	SECTOR 2	LAP TIME	MPH	DIFF	TIME OF DAY
1 -	39.838	23.920	1:03.758	68.20	7.394	11:24:49.204
2 -	34.985	23.516	58.501	74.33	2.137	11:25:47.705
3 -	34.935	23.394	58.329	74.55	1.965	11:26:46.034
4 -	34.353	23.072	57.425	75.72	1.061	11:27:43.459
5 -	34.681	23.014	57.695	75.37	1.331	11:28:41.154
6 -	34.349	22.949	57.298	75.89	0.934	11:29:38.452
7 -	34.451	22.945	57.396	75.76	1.032	11:30:35.848
8 -	35.491	22.845	58.336	74.54	1.972	11:31:34.184
9 -	33.998	22.966	56.964	76.33	0.600	11:32:31.148
10 -	34.330	23.097	57.427	75.72	1.063	11:33:28.575
11 -	33.725	22.639	56.364 (1)	77.15		11:34:24.939
12 -	34.089	22.864	56.953 (3)	76.35	0.589	11:35:21.892
13 -	33.803	22.729	56.532 (2)	76.92	0.168	11:36:18.424

P18 77 GP Tom WEEDEN			Yamaha TZ250 - Club 77			
IDEAL LAP TIME : 56.701		BEST LAP TIME : 56.701	DIFFERENCE : 0.000			
LAP	SECTOR 1	SECTOR 2	LAP TIME	MPH	DIFF	TIME OF DAY
1 -	OUTLAP	22.800	1:02.862	69.17	6.161	11:29:16.944
2 -	35.627	22.688	58.315 (2)	74.57	1.614	11:30:15.259
3 -	36.417	IN PIT	2:32.100 P	28.59	1:35.399	11:32:47.359
4 -	OUTLAP	22.628	1:00.013	72.46	3.312	11:33:47.372
5 -	34.533	22.168	56.701 (1)	76.69		11:34:44.073

P19 24 S Harley GODZISZ			Honda NC30 - Mum xx			
IDEAL LAP TIME : 57.726		BEST LAP TIME : 57.726	DIFFERENCE : 0.000			
LAP	SECTOR 1	SECTOR 2	LAP TIME	MPH	DIFF	TIME OF DAY
1 -	39.185	24.983	1:04.168	67.76	6.442	11:24:56.671
2 -	36.355	24.553	1:00.908	71.39	3.182	11:25:57.579
3 -	39.205	24.250	1:03.455	68.53	5.729	11:27:01.034
4 -	37.339	23.493	1:00.832	71.48	3.106	11:28:01.866
5 -	35.035	23.663	58.698	74.08	0.972	11:29:00.564
6 -	35.059	23.543	58.602	74.20	0.876	11:29:59.166
7 -	35.108	23.673	58.781	73.97	1.055	11:30:57.947
8 -	34.933	23.477	58.410 (3)	74.44	0.684	11:31:56.357
9 -	34.904	23.289	58.193 (2)	74.72	0.467	11:32:54.550
10 -	34.733	22.993	57.726 (1)	75.33		11:33:52.276
11 -	35.141	23.585	58.726	74.04	1.000	11:34:51.002
12 -	35.051	23.429	58.480	74.36	0.754	11:35:49.482

P20 123 S/R Mark GALLAGHER			Honda RVF 400 -			
IDEAL LAP TIME : 57.647		BEST LAP TIME : 57.811	DIFFERENCE : 0.164			
LAP	SECTOR 1	SECTOR 2	LAP TIME	MPH	DIFF	TIME OF DAY
1 -	OUTLAP	23.991	1:02.444	69.64	4.633	11:25:27.369
2 -	35.822	23.501	59.323	73.30	1.512	11:26:26.692
3 -	35.140	23.386	58.526	74.30	0.715	11:27:25.218
4 -	34.814	23.106	57.920 (2)	75.07	0.109	11:28:23.138
5 -	34.930	23.524	58.454	74.39	0.643	11:29:21.592
6 -	34.876	23.551	58.427	74.42	0.616	11:30:20.019
7 -	35.204	23.393	58.597	74.21	0.786	11:31:18.616
8 -	35.434	23.815	59.249	73.39	1.438	11:32:17.865
9 -	35.313	23.543	58.856	73.88	1.045	11:33:16.721
10 -	35.360	23.301	58.661	74.13	0.850	11:34:15.382
11 -	34.863	23.176	58.039 (3)	74.92	0.228	11:35:13.421
12 -	34.541	23.270	57.811 (1)	75.22		11:36:11.232

BMCRC - MRO Championships 2022 - Rnd 9 @ Brands Hatch Indy

EDlasia Formula 400 & Blue Haze GP

QUALIFYING - SECTOR ANALYSIS



SECTOR 1 = FL to I1, SECTOR 2 = I1 to FL, DIFF = Difference To Personal Best Lap, P = Crossed Finish Line in Pit Lane, D = Time Disallowed

P21 577		Richard BUCKHAM		Kawasaki NINJA 300 -			
IDEAL LAP TIME : 58.839		BEST LAP TIME : 59.116		DIFFERENCE : 0.277			
LAP	SECTOR 1	SECTOR 2	LAP TIME	MPH	DIFF	TIME OF DAY	
1 -	39.607	25.004	1:04.611	67.30	5.495	11:24:56.397	
2 -	36.843	24.839	1:01.682	70.50	2.566	11:25:58.079	
3 -	38.548	24.522	1:03.070	68.94	3.954	11:27:01.149	
4 -	38.462	24.455	1:02.917	69.11	3.801	11:28:04.066	
5 -	36.852	24.984	1:01.836	70.32	2.720	11:29:05.902	
6 -	35.683	23.836	59.519	73.06	0.403	11:30:05.421	
7 -	35.916	23.692	59.608	72.95	0.492	11:31:05.029	
8 -	35.218	24.024	59.242 (3)	73.40	0.126	11:32:04.271	
9 -	35.640	23.720	59.360	73.25	0.244	11:33:03.631	
10 -	35.458	23.754	59.212 (2)	73.44	0.096	11:34:02.843	
11 -	35.147	23.969	59.116 (1)	73.56		11:35:01.959	
12 -	35.540	23.868	59.408	73.19	0.292	11:36:01.367	

P22 15 S		Julian DAWE		Honda RVF400 - EM Acoustics			
IDEAL LAP TIME : 59.633		BEST LAP TIME : 59.633		DIFFERENCE : 0.000			
LAP	SECTOR 1	SECTOR 2	LAP TIME	MPH	DIFF	TIME OF DAY	
1 -	OUTLAP	25.636	1:09.390	62.66	9.757	11:25:57.358	
2 -	38.782	24.783	1:03.565	68.41	3.932	11:27:00.923	
3 -	38.243	24.312	1:02.555	69.51	2.922	11:28:03.478	
4 -	37.035	24.180	1:01.215	71.03	1.582	11:29:04.693	
5 -	37.261	24.610	1:01.871	70.28	2.238	11:30:06.564	
6 -	37.122	23.939	1:01.061	71.21	1.428	11:31:07.625	
7 -	37.274	23.721	1:00.995	71.29	1.362	11:32:08.620	
8 -	36.924	23.933	1:00.857 (3)	71.45	1.224	11:33:09.477	
9 -	37.053	23.997	1:01.050	71.23	1.417	11:34:10.527	
10 -	36.739	24.035	1:00.774 (2)	71.55	1.141	11:35:11.301	
11 -	35.987	23.646	59.633 (1)	72.92		11:36:10.934	

BMCRC - MRO Championships 2022 - Rnd 9 @ Brands Hatch Indy

EDlasia Formula 400 & Blue Haze GP

QUALIFYING - BEST SECTORS

SECTOR 1			SECTOR 2			IDEAL / BEST COMPARISON						
POS	NO	NAME	TIME	NO	NAME	TIME	POS	NO	NAME	IDEAL	BEST	DIFF
									PERFECT LAP	52.368		
1	7	DUNN	31.449	50	MORRISON	20.919	1	7	DUNN	52.430	52.527	0.097
2	50	MORRISON	31.654	7	DUNN	20.981	2	50	MORRISON	52.573	52.613	0.040
3	46	SWAIN	32.034	46	SWAIN	21.078	3	46	SWAIN	53.112	53.160	0.048
4	151	SMITH	32.901	3	BARRETT	21.542	4	3	BARRETT	54.500	54.544	0.044
5	53	WHITING	32.930	1	SEATH	21.629	5	53	WHITING	54.638	54.694	0.056
6	65	MOXON	32.946	64	ELLIS	21.650	6	65	MOXON	54.692	54.842	0.150
7	3	BARRETT	32.958	52	BAYLEY	21.678	7	1	SEATH	54.774	54.819	0.045
8	76	STAMPER	33.089	53	WHITING	21.708	8	151	SMITH	54.829	54.848	0.019
9	1	SEATH	33.145	65	MOXON	21.746	9	76	STAMPER	54.934	54.939	0.005
10	52	BAYLEY	33.397	12	MARTIN	21.833	10	52	BAYLEY	55.075	55.171	0.096
11	17	HIRST	33.407	76	STAMPER	21.845	11	64	ELLIS	55.206	55.475	0.269
12	64	ELLIS	33.556	151	SMITH	21.928	12	12	MARTIN	55.451	55.862	0.411
13	12	MARTIN	33.618	77	WEEDEN	22.168	13	17	HIRST	55.723	55.754	0.031
14	27	DORLING	33.725	88	PRINOS	22.233	14	88	PRINOS	56.083	56.256	0.173
15	222	EPPS	33.731	60	HAYWARD	22.292	15	60	HAYWARD	56.108	56.108	0.000
16	60	HAYWARD	33.816	17	HIRST	22.316	16	222	EPPS	56.162	56.218	0.056
17	88	PRINOS	33.850	222	EPPS	22.431	17	27	DORLING	56.364	56.364	0.000
18	77	WEEDEN	34.533	27	DORLING	22.639	18	77	WEEDEN	56.701	56.701	0.000
19	123	GALLAGHER	34.541	24	GODZISZ	22.993	19	123	GALLAGHER	57.647	57.811	0.164
20	24	GODZISZ	34.733	123	GALLAGHER	23.106	20	24	GODZISZ	57.726	57.726	0.000
21	577	BUCKHAM	35.147	15	DAWE	23.646	21	577	BUCKHAM	58.839	59.116	0.277
22	15	DAWE	35.987	577	BUCKHAM	23.692	22	15	DAWE	59.633	59.633	0.000

BMCRC - MRO Championships 2022 - Rnd 9 @ Brands Hatch Indy

EDlasia Formula 400 & Blue Haze GP

QUALIFYING - STATISTICS

Competitors Started	22
Planned Start	2022-10-01 @ 11:14:00.000
Actual Start	2022-10-01 @ 11:23:06.266
Finish Time	2022-10-01 @ 11:35:43.733
Track Length	1.2079mi.
Total Laps	260
Total Distance Covered	314.0658mi.

Session Fastest Lap History

NO	CL	NAME	LAP TIME	TIME OF DAY	LAP	VEHICLE
1		James SEATH	1:01.471	11:24:36.757	1	Kawasaki ZXR400 L9
46	GP	Frank SWAIN	1:00.233	11:24:39.761	1	Honda RS250NX5
52	GP	Stephen BAYLEY	59.941	11:24:44.730	1	Yamaha TZ 250
1		James SEATH	58.907	11:25:35.663	2	Kawasaki ZXR400 L9
46	GP	Frank SWAIN	57.236	11:25:36.997	2	Honda RS250NX5
50	GP	Sean MORRISON	57.203	11:25:37.042	2	Honda RS 250
53	GP	Mark WHITING	57.158	11:25:37.384	2	Yamaha TZ250
3	GP	Tom BARRETT	56.854	11:25:40.250	2	Honda RS250
52	GP	Stephen BAYLEY	56.171	11:25:40.900	2	Yamaha TZ 250
50	GP	Sean MORRISON	55.143	11:26:32.188	3	Honda RS 250
7	GP	Bruce DUNN	54.547	11:27:14.544	3	Yamaha TZ250
50	GP	Sean MORRISON	54.318	11:27:26.506	4	Honda RS 250
7	GP	Bruce DUNN	53.302	11:28:07.848	4	Yamaha TZ250
7	GP	Bruce DUNN	53.204	11:29:54.772	6	Yamaha TZ250
7	GP	Bruce DUNN	52.571	11:30:47.341	7	Yamaha TZ250
7	GP	Bruce DUNN	52.527	11:34:19.335	11	Yamaha TZ250

Flag History

TYPE	TIME OF DAY
GREEN	11:23:06.266
FINISH	11:35:43.733

Flag Statistics

TYPE	COUNT	TOTAL LAPS	TOTAL TIME
Green	1	14	13:36.376
Red	0	0	0.000
Safety Car	0	0	0.000
FCY	0	0	0.000

BMCRC - MRO Championships 2022 - Rnd 9 @ Brands Hatch Indy

EDlasia Formula 400 & Blue Haze GP

QUALIFYING - STATISTICS

CLASS :

4 Starters

Fastest Lap History

NO	NAME	LAP TIME	TIME OF DAY	LAP	VEHICLE
1	James SEATH	1:01.471	11:24:36.757	1	Kawasaki ZXR400 L9
1	James SEATH	58.907	11:25:35.663	2	Kawasaki ZXR400 L9
17	Sam HIRST	57.642	11:25:45.967	2	Kawasaki NINJA
1	James SEATH	57.041	11:26:32.704	3	Kawasaki ZXR400 L9
17	Sam HIRST	56.884	11:26:42.851	3	Kawasaki NINJA
65	Andrew MOXON	56.680	11:27:22.198	3	Honda VFR 400 NC30
17	Sam HIRST	56.613	11:27:39.465	4	Kawasaki NINJA
65	Andrew MOXON	55.787	11:28:17.985	4	Honda VFR 400 NC30
1	James SEATH	55.419	11:28:25.370	5	Kawasaki ZXR400 L9
1	James SEATH	55.127	11:30:16.486	7	Kawasaki ZXR400 L9
1	James SEATH	54.819	11:31:11.305	8	Kawasaki ZXR400 L9

BMCRC - MRO Championships 2022 - Rnd 9 @ Brands Hatch Indy

EDlasia Formula 400 & Blue Haze GP

QUALIFYING - STATISTICS

CLASS : S

4 Starters

Fastest Lap History

NO	NAME	LAP TIME	TIME OF DAY	LAP	VEHICLE
222	Matthew EPPS	1:02.970	11:24:50.040	1	Kawasaki ZXR400
222	Matthew EPPS	59.660	11:25:49.698	2	Kawasaki ZXR400
151	Nick SMITH	58.126	11:26:24.460	2	Kawasaki ZXR400
151	Nick SMITH	56.469	11:27:20.929	3	Kawasaki ZXR400
151	Nick SMITH	55.519	11:28:16.449	4	Kawasaki ZXR400
151	Nick SMITH	55.122	11:30:07.206	6	Kawasaki ZXR400
151	Nick SMITH	54.848	11:32:54.989	9	Kawasaki ZXR400

BMCRC - MRO Championships 2022 - Rnd 9 @ Brands Hatch Indy

EDlasia Formula 400 & Blue Haze GP

QUALIFYING - STATISTICS

CLASS : S/R

2 Starters

Fastest Lap History

NO	NAME	LAP TIME	TIME OF DAY	LAP	VEHICLE
27	Felix DORLING	1:03.758	11:24:49.218	1	Kawasaki NINJA 400
27	Felix DORLING	58.501	11:25:47.719	2	Kawasaki NINJA 400
27	Felix DORLING	58.329	11:26:46.048	3	Kawasaki NINJA 400
27	Felix DORLING	57.425	11:27:43.473	4	Kawasaki NINJA 400
27	Felix DORLING	57.298	11:29:38.466	6	Kawasaki NINJA 400
27	Felix DORLING	56.964	11:32:31.162	9	Kawasaki NINJA 400
27	Felix DORLING	56.364	11:34:24.953	11	Kawasaki NINJA 400

BMCRC - MRO Championships 2022 - Rnd 9 @ Brands Hatch Indy

EDlasia Formula 400 & Blue Haze GP

QUALIFYING - STATISTICS

CLASS : GP

12 Starters

Fastest Lap History

NO	NAME	LAP TIME	TIME OF DAY	LAP	VEHICLE
46	Frank SWAIN	1:00.233	11:24:39.761	1	Honda RS250NX5
52	Stephen BAYLEY	59.941	11:24:44.730	1	Yamaha TZ 250
46	Frank SWAIN	57.236	11:25:36.997	2	Honda RS250NX5
50	Sean MORRISON	57.203	11:25:37.042	2	Honda RS 250
53	Mark WHITING	57.158	11:25:37.384	2	Yamaha TZ250
3	Tom BARRETT	56.854	11:25:40.250	2	Honda RS250
52	Stephen BAYLEY	56.171	11:25:40.900	2	Yamaha TZ 250
50	Sean MORRISON	55.143	11:26:32.188	3	Honda RS 250
7	Bruce DUNN	54.547	11:27:14.544	3	Yamaha TZ250
50	Sean MORRISON	54.318	11:27:26.506	4	Honda RS 250
7	Bruce DUNN	53.302	11:28:07.848	4	Yamaha TZ250
7	Bruce DUNN	53.204	11:29:54.772	6	Yamaha TZ250
7	Bruce DUNN	52.571	11:30:47.341	7	Yamaha TZ250
7	Bruce DUNN	52.527	11:34:19.335	11	Yamaha TZ250

BMCRC - MRO Championships 2022 - Rnd 9 @ Brands Hatch Indy



EDlasia Formula 400 & Blue Haze GP



RACE 9 - GRID (10 Laps)

ROW 9	27		26		25	681	Liam ARMITAGE				
ROW 8	24	156	Jack WOLFF	23	25	Haydon SMITH	59.633 22 15 Julian DAWE				
ROW 7		21	577	Richard BUCKHAM	59.116 20	123	Mark GALLAGHER	57.811 19	24	Harley GODZISZ	57.726
ROW 6	18	77	Tom WEEDEN	56.701 17	27	Felix DORLING	56.364 16	88	George PRINOS	56.256	
ROW 5		15	222	Matthew EPPS	56.218 14	60	Richard HAYWARD	56.108 13	12	Adrian MARTIN	55.862
ROW 4	12	17	Sam HIRST	55.754 11	64	Phil ELLIS	55.475 10	52	Stephen BAYLEY	55.171	
ROW 3		9	76	Jonathan STAMPER	54.939 8	151	Nick SMITH	54.848 7	65	Andrew MOXON	54.842
ROW 2	6	1	James SEATH	54.819 5	53	Mark WHITING	54.694 4	3	Tom BARRETT	54.544	
ROW 1		3	46	Frank SWAIN	53.160 2	50	Sean MORRISON	52.613 1	7	Bruce DUNN	52.527
Pole											

Brands Hatch Indy: 1.2079 miles

These results are provisional until the conclusion of any judicial and technical matters.

Clerk Of Course :	Stewards :	Timekeeper : <i>Craig Smith</i>
-------------------	------------	------------------------------------

Results can be found at www.tsl-timing.com

Printed - 11:38 Saturday, 01 October 2022



BMCRC - MRO Championships 2022 - Rnd 9 @ Brands Hatch Indy

EDlasia Formula 400 & Blue Haze GP

RACE 9 - CLASSIFICATION



POS	NO	CL	PIC NAME	ENTRY	LAPS	TIME	GAP	DIFF	MPH	BEST	ON
1	7	GP	1 Bruce DUNN	Yamaha TZ250 - Bilstein UK	10	8:44.396			82.92	51.549	7
2	46	GP	2 Frank SWAIN	Honda RS250NX5 - Mick Fincham racing	10	8:52.878	8.482	8.482	81.60	52.127	3
3	50	GP	3 Sean MORRISON	Honda RS 250 - Fincham's two strokes	10	8:53.477	9.081	0.599	81.51	52.363	10
4	76	GP	4 Jonathan STAMPER	Yamaha TZ250 -	10	9:07.998	23.602	14.521	79.35	53.262	7
5	3	GP	5 Tom BARRETT	Honda RS250 - The Two Stroke Workshop	10	9:09.245	24.849	1.247	79.17	53.545	9
6	65		1 Andrew MOXON	Honda VFR 400 NC30 - Vanguard motorsport Uckfie	10	9:09.327	24.931	0.082	79.16	53.526	4
7	53	GP	6 Mark WHITING	Yamaha TZ250 - Mark whiting	10	9:10.030	25.634	0.703	79.06	54.001	10
8	1		2 James SEATH	Kawasaki ZXR400 L9 - Ovenden Earthmoving	10	9:10.163	25.767	0.133	79.04	54.025	8
9	64	GP	7 Phil ELLIS	Yamaha TZ250 4TW -	10	9:13.985	29.589	3.822	78.49	54.233	4
10	151	S	1 Nick SMITH	Kawasaki ZXR400 - Hi-Precision Engineering Ltd	10	9:15.563	31.167	1.578	78.27	54.616	4
11	52	GP	8 Stephen BAYLEY	Yamaha TZ 250 - Mander Organ Builders	10	9:18.841	34.445	3.278	77.81	53.744	9
12	60	GP	9 Richard HAYWARD	Yamaha TZ 250 3YL - Hazel Motors/ Gforce	10	9:22.379	37.983	3.538	77.32	54.031	9
13	17		3 Sam HIRST	Kawasaki NINJA - Valley Racing	10	9:23.604	39.208	1.225	77.15	55.113	9
14	12	GP	10 Adrian MARTIN	Yamaha TZ250 - Strategic business development &s	10	9:23.751	39.355	0.147	77.13	54.412	6
15	88	GP	11 George PRINOS	YAMAHA TZ250 - KAPPA PLANNING LTD	10	9:27.280	42.884	3.529	76.65	54.947	5
16	222	S	2 Matthew EPPS	Kawasaki ZXR400 - M.E Vehicle Repairs	10	9:28.117	43.721	0.837	76.54	55.873	3
17	27	S/R	1 Felix DORLING	Kawasaki NINJA 400 - Kernow Controls	10	9:37.207	52.811	9.090	75.33	56.299	8
18	15	S	3 Julian DAWE	Honda RVF400 - EM Acoustics	9	8:58.303	1 Lap	1 Lap	72.70	58.521	2
19	123*	S/R	2 Mark GALLAGHER	Honda RVF 400 -	9	8:58.373	1 Lap	0.070	72.69	57.654	4
20	24	S	4 Harley GODZISZ	Honda NC30 - Mum xx	9	8:58.695	1 Lap	0.322	72.65	57.450	2
21	577		4 Richard BUCKHAM	Kawasaki NINJA 300 -	9	9:00.642	1 Lap	1.947	72.39	58.264	9

NOT CLASSIFIED

DNF	77	GP	Tom WEEDEN	Yamaha TZ250 - Club 77	3	2:57.408	7 Laps	6 Laps	73.53	56.177	2
-----	----	----	------------	------------------------	---	----------	--------	--------	-------	--------	---

FASTEST LAP

7	GP	Bruce DUNN	Yamaha TZ250 - Bilstein UK	7	51.549	84.35 mph	135.76 kph
65		Andrew MOXON	Honda VFR 400 NC30 - Vanguard motorsport Uckfie	4	53.526	81.24 mph	130.74 kph
151	S	Nick SMITH	Kawasaki ZXR400 - Hi-Precision Engineering Ltd	4	54.616	79.62 mph	128.13 kph
27	S/R	Felix DORLING	Kawasaki NINJA 400 - Kernow Controls	8	56.299	77.24 mph	124.30 kph

* No. 123 - 10 second penalty - jump start
 Class GP - 92.5% of Race Speed = 76.70 mph
 Class - 92.5% of Race Speed = 73.22 mph
 Class S - 92.5% of Race Speed = 72.39 mph
 Class S/R - 92.5% of Race Speed = 69.68 mph

Weather / Track : Cloudy / Dry

These results are provisional until the conclusion of any judicial and technical matters.

Race Distance: 10 Laps / 12.07 miles

Brands Hatch Indy: 1.2079 miles

Date: 01/10/2022 Start: 14:44 Finish: 14:53

Clerk Of Course :

Stewards :

Timekeeper :

Craig Smith

Results can be found at www.tsl-timing.com

Printed - 14:58 Saturday, 01 October 2022



BMCRC - MRO Championships 2022 - Rnd 9 @ Brands Hatch Indy

EDlasia Formula 400 & Blue Haze GP

RACE 9 - LAP CHART

LAP 1 @ 14:45:50.102

NO	BEHIND	LAP TIME
7		57.590
46	0.305	57.895
50	1.465	59.055
53	2.226	59.816
1	2.802	1:00.392
151	3.619	1:01.209
64	3.718	1:01.308
3	3.740	1:01.330
76	4.114	1:01.704
65	4.157	1:01.747
222	5.322	1:02.912
17	5.504	1:03.094
77	6.623	1:04.213
123	6.672	1:04.262
88	6.844	1:04.434
52	8.139	1:05.729
15	8.526	1:06.116
60	8.535	1:06.125
12	8.717	1:06.307
27	9.346	1:06.936
24	9.911	1:07.501
577	10.655	1:08.245

LAP 2 @ 14:46:42.288

NO	BEHIND	LAP TIME
7		52.186
46	0.627	52.508
50	1.751	52.472
53	4.232	54.192
1	4.904	54.288
3	5.479	53.925
151	6.115	54.682
76	6.348	54.420
64	6.436	54.904
65	7.024	55.053
17	9.126	55.808
222	9.379	56.243
77	10.614	56.177
88	11.462	56.804
52	12.652	56.699
123	12.732	58.246
60	12.775	56.426
12	13.101	56.570
27	14.734	57.574
15	14.861	58.521
24	15.175	57.450
577	17.024	58.555

LAP 3 @ 14:47:34.411

NO	BEHIND	LAP TIME
7		52.123
46	0.631	52.127
50	2.328	52.700
53	6.611	54.502
1	6.897	54.116
3	6.997	53.641
76	8.059	53.834
151	8.898	54.906
65	8.991	54.090
64	9.440	55.127
17	12.720	55.717
222	13.129	55.873

88	15.078	55.739
77	15.509	57.018
52	15.816	55.287
60	16.644	55.992
12	17.247	56.269
123	19.034	58.425
27	19.448	56.837
15	21.622	58.884
24	21.709	58.657
577	24.440	59.539

LAP 4 @ 14:48:26.311

NO	BEHIND	LAP TIME
7		51.900
46	1.330	52.599
50	3.132	52.704
53	9.104	54.393
3	9.517	54.420
76	9.679	53.520
1	10.279	55.282
65	10.617	53.526
151	11.614	54.616
64	11.773	54.233
17	16.423	55.603
222	17.302	56.073
88	19.140	55.962
52	19.244	55.328
60	19.928	55.184
12	21.142	55.795
27	24.440	56.892
123	24.788	57.654
15	28.715	58.993
24	29.085	59.276
577	32.481	59.941

LAP 5 @ 14:49:18.120

NO	BEHIND	LAP TIME
7		51.809
46	2.334	52.813
50	4.696	53.373
76	12.189	54.319
53	12.259	54.964
3	12.583	54.875
65	12.892	54.084
1	12.984	54.514
151	14.760	54.955
64	14.823	54.859
17	20.369	55.755
222	21.499	56.006
52	21.789	54.354
88	22.278	54.947
60	23.258	55.139
12	24.485	55.152
27	29.085	56.454
123	30.914	57.935
15	35.897	58.991
24	36.308	59.032
577	39.988	59.316

LAP 6 @ 14:50:10.066

NO	BEHIND	LAP TIME
7		51.946
46	3.299	52.911
50	5.423	52.673

76	14.770	54.527
53	15.496	55.183
65	15.821	54.875
3	15.840	55.203
1	16.028	54.990
151	17.574	54.760
64	17.649	54.772
17	24.230	55.807
52	24.490	54.647
222	25.747	56.194
88	25.828	55.496
60	26.130	54.818
12	26.951	54.412
27	33.687	56.548
123	36.769	57.801
15	42.924	58.973
24	43.377	59.015
577	47.172	59.130

LAP 7 @ 14:51:01.615

NO	BEHIND	LAP TIME
7		51.549
46	4.767	53.017
50	6.661	52.787
76	16.483	53.262
65	18.128	53.856
53	18.473	54.526
3	18.576	54.285
1	18.811	54.332
151	21.031	55.006
64	21.275	55.175
52	28.185	55.244
17	28.494	55.813
60	29.303	54.722
222	30.390	56.192
88	30.508	56.229
12	30.595	55.193
27	38.966	56.828
123	43.367	58.147
15	50.478	59.103
24	50.628	58.800

LAP 8 @ 14:51:53.272

NO	BEHIND	LAP TIME
7		51.657
577	1 Lap	59.058
46	6.207	53.097
50	7.597	52.593
76	18.983	54.157
65	20.572	54.101
53	20.943	54.127
3	20.969	54.050
1	21.179	54.025
151	24.383	55.009
64	24.412	54.794
52	30.384	53.856
60	32.194	54.548
17	32.395	55.558
12	33.833	54.895
88	34.932	56.081
222	35.017	56.284
27	43.608	56.299
123	49.564	57.854

LAP 9 @ 14:52:45.259

NO	BEHIND	LAP TIME
7		51.987
15	1 Lap	59.421
24	1 Lap	59.644
46	7.010	52.790
50	8.367	52.757
577	1 Lap	58.594
76	21.577	54.581
65	22.388	53.803
3	22.527	53.545
53	23.282	54.326
1	23.373	54.181
64	26.851	54.426
151	27.804	55.408
52	32.141	53.744
60	34.238	54.031
17	35.521	55.113
12	36.461	54.615
88	38.349	55.404
222	39.417	56.387
27	47.981	56.360

LAP 10 @ 14:53:36.908

NO	BEHIND	LAP TIME
7		51.649
123	1 Lap	58.049
46	8.482	53.121
50	9.081	52.363
15	1 Lap	59.301
24	1 Lap	59.320
577	1 Lap	58.264
76	23.602	53.674
3	24.849	53.971
65	24.931	54.192
53	25.634	54.001
1	25.767	54.043
64	29.589	54.387
151	31.167	55.012
52	34.445	53.953
60	37.983	55.394
17	39.208	55.336
12	39.355	54.543
88	42.884	56.184
222	43.721	55.953
27	52.811	56.479

BMCRC - MRO Championships 2022 - Rnd 9 @ Brands Hatch Indy

EDlasia Formula 400 & Blue Haze GP

RACE 9 - SECTOR ANALYSIS



SECTOR 1 = FL to I1, SECTOR 2 = I1 to FL, DIFF = Difference To Personal Best Lap, P = Crossed Finish Line in Pit Lane, D = Time Disallowed

P1 7 GP		Bruce DUNN		Yamaha TZ250 - Bilstein UK			
IDEAL LAP TIME : 51.383		BEST LAP TIME : 51.549		DIFFERENCE : 0.166			
LAP	SECTOR 1	SECTOR 2	LAP TIME	MPH	DIFF	TIME OF DAY	
1 -		21.029	57.590	75.50	6.041	14:45:50.102	
2 -	31.385	20.801	52.186	83.32	0.637	14:46:42.288	
3 -	31.291	20.832	52.123	83.42	0.574	14:47:34.411	
4 -	31.119	20.781	51.900	83.78	0.351	14:48:26.311	
5 -	31.107	20.702	51.809	83.93	0.260	14:49:18.120	
6 -	31.198	20.748	51.946	83.71	0.397	14:50:10.066	
7 -	30.837	20.712	51.549 (1)	84.35		14:51:01.615	
8 -	30.798	20.859	51.657 (3)	84.18	0.108	14:51:53.272	
9 -	31.211	20.776	51.987	83.64	0.438	14:52:45.259	
10 -	31.064	20.585	51.649 (2)	84.19	0.100	14:53:36.908	

P2 46 GP		Frank SWAIN		Honda RS250NX5 - Mick Fincham racing			
IDEAL LAP TIME : 52.127		BEST LAP TIME : 52.127		DIFFERENCE : 0.000			
LAP	SECTOR 1	SECTOR 2	LAP TIME	MPH	DIFF	TIME OF DAY	
1 -		21.086	57.895	75.11	5.768	14:45:50.407	
2 -	31.590	20.918	52.508 (2)	82.81	0.381	14:46:42.915	
3 -	31.391	20.736	52.127 (1)	83.42		14:47:35.042	
4 -	31.548	21.051	52.599 (3)	82.67	0.472	14:48:27.641	
5 -	31.787	21.026	52.813	82.33	0.686	14:49:20.454	
6 -	31.871	21.040	52.911	82.18	0.784	14:50:13.365	
7 -	31.864	21.153	53.017	82.02	0.890	14:51:06.382	
8 -	31.910	21.187	53.097	81.89	0.970	14:51:59.479	
9 -	31.631	21.159	52.790	82.37	0.663	14:52:52.269	
10 -	32.133	20.988	53.121	81.86	0.994	14:53:45.390	

P3 50 GP		Sean MORRISON		Honda RS 250 - Fincham's two strokes			
IDEAL LAP TIME : 52.328		BEST LAP TIME : 52.363		DIFFERENCE : 0.035			
LAP	SECTOR 1	SECTOR 2	LAP TIME	MPH	DIFF	TIME OF DAY	
1 -		21.105	59.055	73.63	6.692	14:45:51.567	
2 -	31.694	20.778	52.472 (2)	82.87	0.109	14:46:44.039	
3 -	31.805	20.895	52.700	82.51	0.337	14:47:36.739	
4 -	31.650	21.054	52.704	82.50	0.341	14:48:29.443	
5 -	32.284	21.089	53.373	81.47	1.010	14:49:22.816	
6 -	31.727	20.946	52.673	82.55	0.310	14:50:15.489	
7 -	31.654	21.133	52.787	82.38	0.424	14:51:08.276	
8 -	31.766	20.827	52.593 (3)	82.68	0.230	14:52:00.869	
9 -	31.834	20.923	52.757	82.42	0.394	14:52:53.626	
10 -	31.685	20.678	52.363 (1)	83.04		14:53:45.989	

P4 76 GP		Jonathan STAMPER		Yamaha TZ250 -			
IDEAL LAP TIME : 53.182		BEST LAP TIME : 53.262		DIFFERENCE : 0.080			
LAP	SECTOR 1	SECTOR 2	LAP TIME	MPH	DIFF	TIME OF DAY	
1 -		21.729	1:01.704	70.47	8.442	14:45:54.216	
2 -	33.312	21.108	54.420	79.90	1.158	14:46:48.636	
3 -	32.399	21.435	53.834	80.77	0.572	14:47:42.470	
4 -	32.223	21.297	53.520 (2)	81.25	0.258	14:48:35.990	
5 -	32.693	21.626	54.319	80.05	1.057	14:49:30.309	
6 -	33.163	21.364	54.527	79.75	1.265	14:50:24.836	
7 -	32.074	21.188	53.262 (1)	81.64		14:51:18.098	
8 -	32.550	21.607	54.157	80.29	0.895	14:52:12.255	
9 -	33.047	21.534	54.581	79.67	1.319	14:53:06.836	
10 -	32.165	21.509	53.674 (3)	81.01	0.412	14:54:00.510	

BMCRC - MRO Championships 2022 - Rnd 9 @ Brands Hatch Indy

EDlasia Formula 400 & Blue Haze GP

RACE 9 - SECTOR ANALYSIS



SECTOR 1 = FL to I1, SECTOR 2 = I1 to FL, DIFF = Difference To Personal Best Lap, P = Crossed Finish Line in Pit Lane, D = Time Disallowed

P5		3 GP		Tom BARRETT		Honda RS250 - The Two Stroke Workshop	
IDEAL LAP TIME : 53.339		BEST LAP TIME : 53.545		DIFFERENCE : 0.206			
LAP	SECTOR 1	SECTOR 2	LAP TIME	MPH	DIFF	TIME OF DAY	
1 -		22.009	1:01.330	70.90	7.785	14:45:53.842	
2 -	32.411	21.514	53.925 (3)	80.64	0.380	14:46:47.767	
3 -	32.379	21.262	53.641 (2)	81.06	0.096	14:47:41.408	
4 -	33.055	21.365	54.420	79.90	0.875	14:48:35.828	
5 -	33.459	21.416	54.875	79.24	1.330	14:49:30.703	
6 -	33.539	21.664	55.203	78.77	1.658	14:50:25.906	
7 -	32.637	21.648	54.285	80.10	0.740	14:51:20.191	
8 -	32.620	21.430	54.050	80.45	0.505	14:52:14.241	
9 -	32.077	21.468	53.545 (1)	81.21		14:53:07.786	
10 -	32.398	21.573	53.971	80.57	0.426	14:54:01.757	

P6		65		Andrew MOXON		Honda VFR 400 NC30 - Vanguard motorsport Uckfield + DART I	
IDEAL LAP TIME : 53.523		BEST LAP TIME : 53.526		DIFFERENCE : 0.003			
LAP	SECTOR 1	SECTOR 2	LAP TIME	MPH	DIFF	TIME OF DAY	
1 -		21.944	1:01.747	70.42	8.221	14:45:54.259	
2 -	33.500	21.553	55.053	78.98	1.527	14:46:49.312	
3 -	32.477	21.613	54.090	80.39	0.564	14:47:43.402	
4 -	32.065	21.461	53.526 (1)	81.24		14:48:36.928	
5 -	32.542	21.542	54.084	80.40	0.558	14:49:31.012	
6 -	33.060	21.815	54.875	79.24	1.349	14:50:25.887	
7 -	32.398	21.458	53.856 (3)	80.74	0.330	14:51:19.743	
8 -	32.459	21.642	54.101	80.37	0.575	14:52:13.844	
9 -	32.305	21.498	53.803 (2)	80.82	0.277	14:53:07.647	
10 -	32.451	21.741	54.192	80.24	0.666	14:54:01.839	

P7		53 GP		Mark WHITING		Yamaha TZ250 - Mark whiting	
IDEAL LAP TIME : 53.896		BEST LAP TIME : 54.001		DIFFERENCE : 0.105			
LAP	SECTOR 1	SECTOR 2	LAP TIME	MPH	DIFF	TIME OF DAY	
1 -		21.778	59.816	72.69	5.815	14:45:52.328	
2 -	32.547	21.645	54.192 (3)	80.24	0.191	14:46:46.520	
3 -	32.660	21.842	54.502	79.78	0.501	14:47:41.022	
4 -	32.592	21.801	54.393	79.94	0.392	14:48:35.415	
5 -	33.092	21.872	54.964	79.11	0.963	14:49:30.379	
6 -	33.119	22.064	55.183	78.80	1.182	14:50:25.562	
7 -	32.797	21.729	54.526	79.75	0.525	14:51:20.088	
8 -	32.522	21.605	54.127 (2)	80.34	0.126	14:52:14.215	
9 -	32.573	21.753	54.326	80.04	0.325	14:53:08.541	
10 -	32.291	21.710	54.001 (1)	80.52		14:54:02.542	

P8		1		James SEATH		Kawasaki ZXR400 L9 - Ovenden Earthmoving	
IDEAL LAP TIME : 53.814		BEST LAP TIME : 54.025		DIFFERENCE : 0.211			
LAP	SECTOR 1	SECTOR 2	LAP TIME	MPH	DIFF	TIME OF DAY	
1 -		21.814	1:00.392	72.00	6.367	14:45:52.904	
2 -	32.766	21.522	54.288	80.10	0.263	14:46:47.192	
3 -	32.636	21.480	54.116 (3)	80.35	0.091	14:47:41.308	
4 -	33.518	21.764	55.282	78.66	1.257	14:48:36.590	
5 -	33.037	21.477	54.514	79.77	0.489	14:49:31.104	
6 -	33.231	21.759	54.990	79.07	0.965	14:50:26.094	
7 -	32.677	21.655	54.332	80.03	0.307	14:51:20.426	
8 -	32.620	21.405	54.025 (1)	80.49		14:52:14.451	
9 -	32.533	21.648	54.181	80.26	0.156	14:53:08.632	
10 -	32.409	21.634	54.043 (2)	80.46	0.018	14:54:02.675	

BMCRC - MRO Championships 2022 - Rnd 9 @ Brands Hatch Indy

EDlasia Formula 400 & Blue Haze GP

RACE 9 - SECTOR ANALYSIS



SECTOR 1 = FL to I1, SECTOR 2 = I1 to FL, DIFF = Difference To Personal Best Lap, P = Crossed Finish Line in Pit Lane, D = Time Disallowed

P9 64 GP Phil ELLIS		Yamaha TZ250 4TW -				
IDEAL LAP TIME : 53.962		BEST LAP TIME : 54.233		DIFFERENCE : 0.271		
LAP	SECTOR 1	SECTOR 2	LAP TIME	MPH	DIFF	TIME OF DAY
1 -		22.011	1:01.308	70.92	7.075	14:45:53.820
2 -	33.362	21.542	54.904	79.20	0.671	14:46:48.724
3 -	33.561	21.566	55.127	78.88	0.894	14:47:43.851
4 -	32.570	21.663	54.233 (1)	80.18		14:48:38.084
5 -	33.215	21.644	54.859	79.26	0.626	14:49:32.943
6 -	33.136	21.636	54.772	79.39	0.539	14:50:27.715
7 -	33.169	22.006	55.175	78.81	0.942	14:51:22.890
8 -	32.919	21.875	54.794	79.36	0.561	14:52:17.684
9 -	32.948	21.478	54.426 (3)	79.89	0.193	14:53:12.110
10 -	32.995	21.392	54.387 (2)	79.95	0.154	14:54:06.497

P10 151 S Nick SMITH		Kawasaki ZXR400 - Hi-Precision Engineering Ltd				
IDEAL LAP TIME : 54.360		BEST LAP TIME : 54.616		DIFFERENCE : 0.256		
LAP	SECTOR 1	SECTOR 2	LAP TIME	MPH	DIFF	TIME OF DAY
1 -		22.230	1:01.209	71.04	6.593	14:45:53.721
2 -	32.619	22.063	54.682 (2)	79.52	0.066	14:46:48.403
3 -	32.693	22.213	54.906	79.20	0.290	14:47:43.309
4 -	32.875	21.741	54.616 (1)	79.62		14:48:37.925
5 -	32.974	21.981	54.955	79.13	0.339	14:49:32.880
6 -	32.851	21.909	54.760 (3)	79.41	0.144	14:50:27.640
7 -	33.088	21.918	55.006	79.05	0.390	14:51:22.646
8 -	32.703	22.306	55.009	79.05	0.393	14:52:17.655
9 -	33.262	22.146	55.408	78.48	0.792	14:53:13.063
10 -	32.907	22.105	55.012	79.04	0.396	14:54:08.075

P11 52 GP Stephen BAYLEY		Yamaha TZ 250 - Mander Organ Builders				
IDEAL LAP TIME : 53.744		BEST LAP TIME : 53.744		DIFFERENCE : 0.000		
LAP	SECTOR 1	SECTOR 2	LAP TIME	MPH	DIFF	TIME OF DAY
1 -		23.064	1:05.729	66.15	11.985	14:45:58.241
2 -	34.210	22.489	56.699	76.69	2.955	14:46:54.940
3 -	33.571	21.716	55.287	78.65	1.543	14:47:50.227
4 -	33.294	22.034	55.328	78.59	1.584	14:48:45.555
5 -	32.908	21.446	54.354	80.00	0.610	14:49:39.909
6 -	33.173	21.474	54.647	79.57	0.903	14:50:34.556
7 -	33.087	22.157	55.244	78.71	1.500	14:51:29.800
8 -	32.454	21.402	53.856 (2)	80.74	0.112	14:52:23.656
9 -	32.415	21.329	53.744 (1)	80.91		14:53:17.400
10 -	32.466	21.487	53.953 (3)	80.59	0.209	14:54:11.353

P12 60 GP Richard HAYWARD		Yamaha TZ 250 3YL - Hazel Motors/ Gforce				
IDEAL LAP TIME : 54.031		BEST LAP TIME : 54.031		DIFFERENCE : 0.000		
LAP	SECTOR 1	SECTOR 2	LAP TIME	MPH	DIFF	TIME OF DAY
1 -		23.232	1:06.125	65.76	12.094	14:45:58.637
2 -	34.079	22.347	56.426	77.06	2.395	14:46:55.063
3 -	33.463	22.529	55.992	77.66	1.961	14:47:51.055
4 -	33.351	21.833	55.184	78.80	1.153	14:48:46.239
5 -	33.417	21.722	55.139	78.86	1.108	14:49:41.378
6 -	32.809	22.009	54.818	79.32	0.787	14:50:36.196
7 -	33.033	21.689	54.722 (3)	79.46	0.691	14:51:30.918
8 -	32.686	21.862	54.548 (2)	79.72	0.517	14:52:25.466
9 -	32.490	21.541	54.031 (1)	80.48		14:53:19.497
10 -	33.246	22.148	55.394	78.50	1.363	14:54:14.891

BMCRC - MRO Championships 2022 - Rnd 9 @ Brands Hatch Indy

EDlasia Formula 400 & Blue Haze GP

RACE 9 - SECTOR ANALYSIS



SECTOR 1 = FL to I1, SECTOR 2 = I1 to FL, DIFF = Difference To Personal Best Lap, P = Crossed Finish Line in Pit Lane, D = Time Disallowed

P13 17		Sam HIRST		Kawasaki NINJA - Valley Racing		
IDEAL LAP TIME : 55.113		BEST LAP TIME : 55.113		DIFFERENCE : 0.000		
LAP	SECTOR 1	SECTOR 2	LAP TIME	MPH	DIFF	TIME OF DAY
1 -		22.725	1:03.094	68.92	7.981	14:45:55.606
2 -	33.560	22.248	55.808	77.92	0.695	14:46:51.414
3 -	33.295	22.422	55.717	78.04	0.604	14:47:47.131
4 -	33.219	22.384	55.603	78.20	0.490	14:48:42.734
5 -	33.488	22.267	55.755	77.99	0.642	14:49:38.489
6 -	33.332	22.475	55.807	77.92	0.694	14:50:34.296
7 -	33.370	22.443	55.813	77.91	0.700	14:51:30.109
8 -	33.337	22.221	55.558 (3)	78.27	0.445	14:52:25.667
9 -	33.047	22.066	55.113 (1)	78.90		14:53:20.780
10 -	33.125	22.211	55.336 (2)	78.58	0.223	14:54:16.116

P14 12 GP		Adrian MARTIN		Yamaha TZ250 - Strategic business development & support ltd		
IDEAL LAP TIME : 54.400		BEST LAP TIME : 54.412		DIFFERENCE : 0.012		
LAP	SECTOR 1	SECTOR 2	LAP TIME	MPH	DIFF	TIME OF DAY
1 -		23.008	1:06.307	65.58	11.895	14:45:58.819
2 -	34.505	22.065	56.570	76.87	2.158	14:46:55.389
3 -	34.207	22.062	56.269	77.28	1.857	14:47:51.658
4 -	33.796	21.999	55.795	77.93	1.383	14:48:47.453
5 -	33.438	21.714	55.152	78.84	0.740	14:49:42.605
6 -	32.979	21.433	54.412 (1)	79.91		14:50:37.017
7 -	33.330	21.863	55.193	78.78	0.781	14:51:32.210
8 -	33.215	21.680	54.895	79.21	0.483	14:52:27.105
9 -	33.120	21.495	54.615 (3)	79.62	0.203	14:53:21.720
10 -	32.967	21.576	54.543 (2)	79.72	0.131	14:54:16.263

P15 88 GP		George PRINOS		YAMAHA TZ250 - KAPPA PLANNING LTD		
IDEAL LAP TIME : 54.573		BEST LAP TIME : 54.947		DIFFERENCE : 0.374		
LAP	SECTOR 1	SECTOR 2	LAP TIME	MPH	DIFF	TIME OF DAY
1 -		22.359	1:04.434	67.48	9.487	14:45:56.946
2 -	34.972	21.832	56.804	76.55	1.857	14:46:53.750
3 -	33.791	21.948	55.739	78.01	0.792	14:47:49.489
4 -	33.677	22.285	55.962	77.70	1.015	14:48:45.451
5 -	33.485	21.462	54.947 (1)	79.14		14:49:40.398
6 -	33.111	22.385	55.496 (3)	78.35	0.549	14:50:35.894
7 -	34.005	22.224	56.229	77.33	1.282	14:51:32.123
8 -	33.815	22.266	56.081	77.54	1.134	14:52:28.204
9 -	33.410	21.994	55.404 (2)	78.48	0.457	14:53:23.608
10 -	33.566	22.618	56.184	77.39	1.237	14:54:19.792

P16 222 S		Matthew EPPS		Kawasaki ZXR400 - M.E Vehicle Repairs		
IDEAL LAP TIME : 55.723		BEST LAP TIME : 55.873		DIFFERENCE : 0.150		
LAP	SECTOR 1	SECTOR 2	LAP TIME	MPH	DIFF	TIME OF DAY
1 -		22.321	1:02.912	69.12	7.039	14:45:55.424
2 -	33.856	22.387	56.243	77.31	0.370	14:46:51.667
3 -	33.609	22.264	55.873 (1)	77.83		14:47:47.540
4 -	33.639	22.434	56.073	77.55	0.200	14:48:43.613
5 -	33.651	22.355	56.006 (3)	77.64	0.133	14:49:39.619
6 -	33.693	22.501	56.194	77.38	0.321	14:50:35.813
7 -	33.905	22.287	56.192	77.38	0.319	14:51:32.005
8 -	33.819	22.465	56.284	77.26	0.411	14:52:28.289
9 -	33.914	22.473	56.387	77.12	0.514	14:53:24.676
10 -	33.459	22.494	55.953 (2)	77.71	0.080	14:54:20.629

BMCRC - MRO Championships 2022 - Rnd 9 @ Brands Hatch Indy

EDlasia Formula 400 & Blue Haze GP

RACE 9 - SECTOR ANALYSIS



SECTOR 1 = FL to I1, SECTOR 2 = I1 to FL, DIFF = Difference To Personal Best Lap, P = Crossed Finish Line in Pit Lane, D = Time Disallowed

P17 27 S/R		Felix DORLING		Kawasaki NINJA 400 - Kernow Controls			
IDEAL LAP TIME : 56.258		BEST LAP TIME : 56.299		DIFFERENCE : 0.041			
LAP	SECTOR 1	SECTOR 2	LAP TIME	MPH	DIFF	TIME OF DAY	
1 -		23.810	1:06.936	64.96	10.637	14:45:59.448	
2 -	34.575	22.999	57.574	75.53	1.275	14:46:57.022	
3 -	33.723	23.114	56.837	76.51	0.538	14:47:53.859	
4 -	34.108	22.784	56.892	76.43	0.593	14:48:50.751	
5 -	33.724	22.730	56.454 (3)	77.02	0.155	14:49:47.205	
6 -	33.763	22.785	56.548	76.90	0.249	14:50:43.753	
7 -	34.012	22.816	56.828	76.52	0.529	14:51:40.581	
8 -	33.528	22.771	56.299 (1)	77.24		14:52:36.880	
9 -	33.629	22.731	56.360 (2)	77.15	0.061	14:53:33.240	
10 -	33.624	22.855	56.479	76.99	0.180	14:54:29.719	

P18 15 S		Julian DAWE		Honda RVF400 - EM Acoustics			
IDEAL LAP TIME : 58.446		BEST LAP TIME : 58.521		DIFFERENCE : 0.075			
LAP	SECTOR 1	SECTOR 2	LAP TIME	MPH	DIFF	TIME OF DAY	
1 -		23.965	1:06.116	65.77	7.595	14:45:58.628	
2 -	35.188	23.333	58.521 (1)	74.30		14:46:57.149	
3 -	35.148	23.736	58.884 (2)	73.85	0.363	14:47:56.033	
4 -	35.450	23.543	58.993	73.71	0.472	14:48:55.026	
5 -	35.620	23.371	58.991	73.71	0.470	14:49:54.017	
6 -	35.675	23.298	58.973 (3)	73.73	0.452	14:50:52.990	
7 -	35.539	23.564	59.103	73.57	0.582	14:51:52.093	
8 -	35.736	23.685	59.421	73.18	0.900	14:52:51.514	
9 -	35.747	23.554	59.301	73.33	0.780	14:53:50.815	

P19 123 S/R		Mark GALLAGHER		Honda RVF 400 -			
IDEAL LAP TIME : 57.555		BEST LAP TIME : 57.654		DIFFERENCE : 0.099			
LAP	SECTOR 1	SECTOR 2	LAP TIME	MPH	DIFF	TIME OF DAY	
1 -		22.876	1:04.262	67.66	6.608	14:45:56.774	
2 -	35.147	23.099	58.246	74.65	0.592	14:46:55.020	
3 -	35.352	23.073	58.425	74.43	0.771	14:47:53.445	
4 -	34.866	22.788	57.654 (1)	75.42		14:48:51.099	
5 -	34.934	23.001	57.935	75.06	0.281	14:49:49.034	
6 -	34.839	22.962	57.801 (2)	75.23	0.147	14:50:46.835	
7 -	35.008	23.139	58.147	74.78	0.493	14:51:44.982	
8 -	34.767	23.087	57.854 (3)	75.16	0.200	14:52:42.836	
9 -	34.948	23.101	58.049	74.91	0.395	14:53:40.885	

P20 24 S		Harley GODZISZ		Honda NC30 - Mum xx			
IDEAL LAP TIME : 57.450		BEST LAP TIME : 57.450		DIFFERENCE : 0.000			
LAP	SECTOR 1	SECTOR 2	LAP TIME	MPH	DIFF	TIME OF DAY	
1 -		23.539	1:07.501	64.42	10.051	14:46:00.013	
2 -	34.358	23.092	57.450 (1)	75.69		14:46:57.463	
3 -	35.234	23.423	58.657 (2)	74.13	1.207	14:47:56.120	
4 -	35.609	23.667	59.276	73.36	1.826	14:48:55.396	
5 -	35.483	23.549	59.032	73.66	1.582	14:49:54.428	
6 -	35.512	23.503	59.015	73.68	1.565	14:50:53.443	
7 -	35.344	23.456	58.800 (3)	73.95	1.350	14:51:52.243	
8 -	35.850	23.794	59.644	72.90	2.194	14:52:51.887	
9 -	35.745	23.575	59.320	73.30	1.870	14:53:51.207	

BMCRC - MRO Championships 2022 - Rnd 9 @ Brands Hatch Indy

EDlasia Formula 400 & Blue Haze GP

RACE 9 - SECTOR ANALYSIS



SECTOR 1 = FL to I1, SECTOR 2 = I1 to FL, DIFF = Difference To Personal Best Lap, P = Crossed Finish Line in Pit Lane, D = Time Disallowed

P21 577		Richard BUCKHAM		Kawasaki NINJA 300 -			
IDEAL LAP TIME : 58.249		BEST LAP TIME : 58.264		DIFFERENCE : 0.015			
LAP	SECTOR 1	SECTOR 2	LAP TIME	MPH	DIFF	TIME OF DAY	
1 -		23.621	1:08.245	63.72	9.981	14:46:00.757	
2 -	35.129	23.426	58.555 (2)	74.26	0.291	14:46:59.312	
3 -	35.878	23.661	59.539	73.03	1.275	14:47:58.851	
4 -	36.177	23.764	59.941	72.54	1.677	14:48:58.792	
5 -	35.822	23.494	59.316	73.31	1.052	14:49:58.108	
6 -	35.758	23.372	59.130	73.54	0.866	14:50:57.238	
7 -	35.192	23.866	59.058	73.63	0.794	14:51:56.296	
8 -	35.215	23.379	58.594 (3)	74.21	0.330	14:52:54.890	
9 -	34.877	23.387	58.264 (1)	74.63		14:53:53.154	

P22 77 GP		Tom WEEDEN		Yamaha TZ250 - Club 77			
IDEAL LAP TIME : 56.024		BEST LAP TIME : 56.177		DIFFERENCE : 0.153			
LAP	SECTOR 1	SECTOR 2	LAP TIME	MPH	DIFF	TIME OF DAY	
1 -		22.174	1:04.213	67.72	8.036	14:45:56.725	
2 -	33.850	22.327	56.177 (1)	77.40		14:46:52.902	
3 -	34.130	22.888	57.018 (2)	76.26	0.841	14:47:49.920	

BMCRC - MRO Championships 2022 - Rnd 9 @ Brands Hatch Indy

EDlasia Formula 400 & Blue Haze GP

RACE 9 - BEST SECTORS

SECTOR 1			SECTOR 2			IDEAL / BEST COMPARISON						
POS	NO	NAME	TIME	NO	NAME	TIME	POS	NO	NAME	IDEAL	BEST	DIFF
									PERFECT LAP	51.383		
1	7	DUNN	30.798	7	DUNN	20.585	1	7	DUNN	51.383	51.549	0.166
2	46	SWAIN	31.391	50	MORRISON	20.678	2	46	SWAIN	52.127	52.127	0.000
3	50	MORRISON	31.650	46	SWAIN	20.736	3	50	MORRISON	52.328	52.363	0.035
4	65	MOXON	32.065	76	STAMPER	21.108	4	76	STAMPER	53.182	53.262	0.080
5	76	STAMPER	32.074	3	BARRETT	21.262	5	3	BARRETT	53.339	53.545	0.206
6	3	BARRETT	32.077	52	BAYLEY	21.329	6	65	MOXON	53.523	53.526	0.003
7	53	WHITING	32.291	64	ELLIS	21.392	7	52	BAYLEY	53.744	53.744	0.000
8	1	SEATH	32.409	1	SEATH	21.405	8	1	SEATH	53.814	54.025	0.211
9	52	BAYLEY	32.415	12	MARTIN	21.433	9	53	WHITING	53.896	54.001	0.105
10	60	HAYWARD	32.490	65	MOXON	21.458	10	64	ELLIS	53.962	54.233	0.271
11	64	ELLIS	32.570	88	PRINOS	21.462	11	60	HAYWARD	54.031	54.031	0.000
12	151	SMITH	32.619	60	HAYWARD	21.541	12	151	SMITH	54.360	54.616	0.256
13	12	MARTIN	32.967	53	WHITING	21.605	13	12	MARTIN	54.400	54.412	0.012
14	17	HIRST	33.047	151	SMITH	21.741	14	88	PRINOS	54.573	54.947	0.374
15	88	PRINOS	33.111	17	HIRST	22.066	15	17	HIRST	55.113	55.113	0.000
16	222	EPPS	33.459	77	WEEDEN	22.174	16	222	EPPS	55.723	55.873	0.150
17	27	DORLING	33.528	222	EPPS	22.264	17	77	WEEDEN	56.024	56.177	0.153
18	77	WEEDEN	33.850	27	DORLING	22.730	18	27	DORLING	56.258	56.299	0.041
19	24	GODZISZ	34.358	123	GALLAGHER	22.788	19	24	GODZISZ	57.450	57.450	0.000
20	123	GALLAGHER	34.767	24	GODZISZ	23.092	20	123	GALLAGHER	57.555	57.654	0.099
21	577	BUCKHAM	34.877	15	DAWE	23.298	21	577	BUCKHAM	58.249	58.264	0.015
22	15	DAWE	35.148	577	BUCKHAM	23.372	22	15	DAWE	58.446	58.521	0.075

BMCRC - MRO Championships 2022 - Rnd 9 @ Brands Hatch Indy

EDlasia Formula 400 & Blue Haze GP

RACE 9 - STATISTICS

Competitors Started 22
Planned Start 2022-10-01 @ 14:34:00.000
Actual Start 2022-10-01 @ 14:44:52.511
Finish Time 2022-10-01 @ 14:53:36.907
Track Length 1.2079mi.
Total Laps 209
Total Distance Covered 252.4606mi.

Session Fastest Lap History

NO	CL	NAME	LAP TIME	TIME OF DAY	LAP	VEHICLE
7	GP	Bruce DUNN	52.186	14:46:42.293	2	Yamaha TZ250
7	GP	Bruce DUNN	52.123	14:47:34.414	3	Yamaha TZ250
7	GP	Bruce DUNN	51.900	14:48:26.314	4	Yamaha TZ250
7	GP	Bruce DUNN	51.809	14:49:18.123	5	Yamaha TZ250
7	GP	Bruce DUNN	51.549	14:51:01.617	7	Yamaha TZ250

Session Leader History

NO	CL	NAME	FROM LAP	LAPS LED	DISTANCE	VEHICLE
7	GP	Bruce DUNN	1	10	12.07 miles	Yamaha TZ250

Flag History

TYPE	TIME OF DAY
GREEN	14:44:52.511
FINISH	14:53:36.907

Flag Statistics

TYPE	COUNT	TOTAL LAPS	TOTAL TIME
Green	1	10	9:41.633
Red	0	0	0.000
Safety Car	0	0	0.000
FCY	0	0	0.000

BMCRC - MRO Championships 2022 - Rnd 9 @ Brands Hatch Indy

EDlasia Formula 400 & Blue Haze GP

RACE 9 - STATISTICS

CLASS :

4 Starters

Fastest Lap History

NO	NAME	LAP TIME	TIME OF DAY	LAP	VEHICLE
1	James SEATH	54.288	14:46:47.217	2	Kawasaki ZXR400 L9
1	James SEATH	54.116	14:47:41.332	3	Kawasaki ZXR400 L9
65	Andrew MOXON	54.090	14:47:43.402	3	Honda VFR 400 NC30
65	Andrew MOXON	53.526	14:48:36.938	4	Honda VFR 400 NC30

Leader History

NO	NAME	FROM LAP	LAPS LED	DISTANCE	VEHICLE
1	James SEATH	1	4	4.83 miles	Kawasaki ZXR400 L9
65	Andrew MOXON	5	6	7.24 miles	Honda VFR 400 NC30

BMCRC - MRO Championships 2022 - Rnd 9 @ Brands Hatch Indy

EDlasia Formula 400 & Blue Haze GP

RACE 9 - STATISTICS

CLASS : S

4 Starters

Fastest Lap History

NO	NAME	LAP TIME	TIME OF DAY	LAP	VEHICLE
151	Nick SMITH	54.682	14:46:48.414	2	Kawasaki ZXR400
151	Nick SMITH	54.616	14:48:37.935	4	Kawasaki ZXR400

Leader History

NO	NAME	FROM LAP	LAPS LED	DISTANCE	VEHICLE
151	Nick SMITH	1	10	12.07 miles	Kawasaki ZXR400

BMCRC - MRO Championships 2022 - Rnd 9 @ Brands Hatch Indy

EDlasia Formula 400 & Blue Haze GP

RACE 9 - STATISTICS

CLASS : S/R

2 Starters

Fastest Lap History

NO	NAME	LAP TIME	TIME OF DAY	LAP	VEHICLE
123	Mark GALLAGHER	58.246	14:46:55.035	2	Honda RVF 400
27	Felix DORLING	57.574	14:46:57.035	2	Kawasaki NINJA 400
27	Felix DORLING	56.837	14:47:53.873	3	Kawasaki NINJA 400
27	Felix DORLING	56.454	14:49:47.219	5	Kawasaki NINJA 400
27	Felix DORLING	56.299	14:52:36.894	8	Kawasaki NINJA 400

Leader History

NO	NAME	FROM LAP	LAPS LED	DISTANCE	VEHICLE
123	Mark GALLAGHER	1	3	3.62 miles	Honda RVF 400
27	Felix DORLING	4	7	8.45 miles	Kawasaki NINJA 400

BMCRC - MRO Championships 2022 - Rnd 9 @ Brands Hatch Indy

EDlasia Formula 400 & Blue Haze GP

RACE 9 - STATISTICS

CLASS : GP

12 Starters

Fastest Lap History

NO	NAME	LAP TIME	TIME OF DAY	LAP	VEHICLE
7	Bruce DUNN	52.186	14:46:42.293	2	Yamaha TZ250
7	Bruce DUNN	52.123	14:47:34.414	3	Yamaha TZ250
7	Bruce DUNN	51.900	14:48:26.314	4	Yamaha TZ250
7	Bruce DUNN	51.809	14:49:18.123	5	Yamaha TZ250
7	Bruce DUNN	51.549	14:51:01.617	7	Yamaha TZ250

Leader History

NO	NAME	FROM LAP	LAPS LED	DISTANCE	VEHICLE
7	Bruce DUNN	1	10	12.07 miles	Yamaha TZ250

BMCRC - MRO Championships 2022 - Rnd 9 @ Brands Hatch Indy



EDlasia Formula 400 & Blue Haze GP



RACE 18 - GRID (10 Laps)

ROW 9	27		26		25	681 Liam ARMITAGE				
ROW 8	24	156 Jack WOLFF	23	25 Haydon SMITH	58.521	22	15 Julian DAWE			
ROW 7		58.264	21	577 Richard BUCKHAM	57.654	20	123 Mark GALLAGHER	57.450	19	24 Harley GODZISZ
ROW 6	18	56.299	27 Felix DORLING	56.177	17	77 Tom WEEDEN	55.873	16	222 Matthew EPPS	
ROW 5		55.113	15	17 Sam HIRST	54.947	14	88 George PRINOS	54.616	13	151 Nick SMITH
ROW 4	12	54.412	12 Adrian MARTIN	54.233	11	64 Phil ELLIS	54.031	10	60 Richard HAYWARD	
ROW 3		54.025	9	1 James SEATH	54.001	8	53 Mark WHITING	53.744	7	52 Stephen BAYLEY
ROW 2	6	53.545	3 Tom BARRETT	53.526	5	65 Andrew MOXON	53.262	4	76 Jonathan STAMPER	
ROW 1		52.363	3	50 Sean MORRISON	52.127	2	46 Frank SWAIN	51.549	1	7 Bruce DUNN
Pole										

Brands Hatch Indy: 1.2079 miles

These results are provisional until the conclusion of any judicial and technical matters.

Clerk Of Course :	Stewards :	Timekeeper : <i>Craig Smith</i>
-------------------	------------	------------------------------------

Results can be found at www.tsl-timing.com

Printed - 15:00 Saturday, 01 October 2022



BMCRC - MRO Championships 2022 - Rnd 9 @ Brands Hatch Indy

EDlasia Formula 400 & Blue Haze GP

RACE 18 - CLASSIFICATION



POS	NO	CL	PIC NAME	ENTRY	LAPS	TIME	GAP	DIFF	MPH	BEST	ON
1	7	GP	1 Bruce DUNN	Yamaha TZ250 - Bilstein UK	10	8:51.683			81.78	52.183	10
2	50	GP	2 Sean MORRISON	Honda RS 250 - Fincham's two strokes	10	8:53.292	1.609	1.609	81.54	52.517	6
3	75		1 Anthony JOHNSON	Yamaha TZR250 - INTA MOTORCYCLE SERVICE	10	8:54.233	2.550	0.941	81.39	52.152	9
4	46	GP	3 Frank SWAIN	Honda RS250NX5 - Mick Fincham racing	10	8:57.120	5.437	2.887	80.96	52.645	8
5	76	GP	4 Jonathan STAMPER	Yamaha TZ250 -	10	9:07.186	15.503	10.066	79.47	53.340	5
6	65		2 Andrew MOXON	Honda VFR 400 NC30 - Vanguard motorsport Uckfie	10	9:08.695	17.012	1.509	79.25	53.482	5
7	53	GP	5 Mark WHITING	Yamaha TZ250 - Mark whiting	10	9:09.249	17.566	0.554	79.17	53.942	9
8	1		3 James SEATH	Kawasaki ZXR400 L9 - Ovenden Earthmoving	10	9:09.471	17.788	0.222	79.14	53.947	9
9	3	GP	6 Tom BARRETT	Honda RS250 - The Two Stroke Workshop	10	9:09.604	17.921	0.133	79.12	53.282	5
10	52	GP	7 Stephen BAYLEY	Yamaha TZ 250 - Mander Organ Builders	10	9:15.121	23.438	5.517	78.33	53.788	9
11	64	GP	8 Phil ELLIS	Yamaha TZ250 4TW -	10	9:15.205	23.522	0.084	78.32	54.243	3
12	12	GP	9 Adrian MARTIN	Yamaha TZ250 - Strategic business development &	10	9:24.937	33.254	9.732	76.97	54.708	5
13	88	GP	10 George PRINOS	YAMAHA TZ250 - KAPPA PLANNING LTD	10	9:25.471	33.788	0.534	76.90	54.534	7
14	151	S	1 Nick SMITH	Kawasaki ZXR400 - Hi-Precision Engineering Ltd	10	9:29.694	38.011	4.223	76.33	55.701	2
15	60	GP	11 Richard HAYWARD	Yamaha TZ 250 3YL - Hazel Motors/ Gforce	10	9:31.685	40.002	1.991	76.06	56.213	9
16	17		4 Sam HIRST	Kawasaki NINJA - Valley Racing	10	9:32.941	41.258	1.256	75.89	55.437	9
17	222	S	2 Matthew EPPS	Kawasaki ZXR400 - M.E Vehicle Repairs	10	9:35.580	43.897	2.639	75.55	56.361	7
18	27	S/R	1 Felix DORLING	Kawasaki NINJA 400 - Kernow Controls	10	9:36.414	44.731	0.834	75.44	56.068	8
19	123*	S/R	2 Mark GALLAGHER	Honda RVF 400 -	10	9:54.745	1:03.062	18.331	73.11	57.038	6
20	24	S	3 Harley GODZISZ	Honda NC30 - Mum xx	9	8:52.506	1 Lap	1 Lap	73.49	57.374	5
21	15	S	4 Julian DAWE	Honda RVF400 - EM Acoustics	9	8:59.179	1 Lap	6.673	72.58	58.619	9
22	577		5 Richard BUCKHAM	Kawasaki NINJA 300 -	9	9:05.708	1 Lap	6.529	71.71	59.166	2

NOT CLASSIFIED

DNF	77	GP	Tom WEEDEN	Yamaha TZ250 - Club 77	0
-----	----	----	------------	------------------------	---

FASTEST LAP

75			Anthony JOHNSON	Yamaha TZR250 - INTA MOTORCYCLE SERVICE	9	52.152	83.38 mph	134.19 kph
7	GP		Bruce DUNN	Yamaha TZ250 - Bilstein UK	10	52.183	83.33 mph	134.11 kph
151	S		Nick SMITH	Kawasaki ZXR400 - Hi-Precision Engineering Ltd	2	55.701	78.07 mph	125.64 kph
27	S/R		Felix DORLING	Kawasaki NINJA 400 - Kernow Controls	8	56.068	77.55 mph	124.81 kph

* No. 123 - 15 second penalty - jump start
 Class GP - 92.5% of Race Speed = 75.64 mph
 Class - 92.5% of Race Speed = 75.28 mph
 Class S - 92.5% of Race Speed = 70.60 mph
 Class S/R - 92.5% of Race Speed = 69.78 mph

Weather / Track : Cloudy / Dry

These results are provisional until the conclusion of any judicial and technical matters.

Race Distance: 10 Laps / 12.07 miles

Brands Hatch Indy: 1.2079 miles

Date: 01/10/2022 Start: 16:55 Finish: 17:03

Clerk Of Course :

Stewards :

Timekeeper :

Craig Smith

Results can be found at www.tsl-timing.com

Printed - 17:06 Saturday, 01 October 2022



BMCRC - MRO Championships 2022 - Rnd 9 @ Brands Hatch Indy

EDlasia Formula 400 & Blue Haze GP

RACE 18 - LAP CHART

LAP 1 @ 16:56:06.269

NO	BEHIND	LAP TIME
46		58.299
7	0.125	58.424
50	0.515	58.814
1	1.546	59.845
53	1.606	59.905
75	2.042	1:00.341
65	3.406	1:01.705
76	3.904	1:02.203
151	3.959	1:02.258
64	4.085	1:02.384
3	4.668	1:02.967
60	4.852	1:03.151
123	5.845	1:04.144
222	6.522	1:04.821
52	6.560	1:04.859
12	7.976	1:06.275
15	8.143	1:06.442
88	8.300	1:06.599
17	8.424	1:06.723
27	8.795	1:07.094
24	9.276	1:07.575
577	10.081	1:08.380

LAP 2 @ 16:56:59.606

NO	BEHIND	LAP TIME
7		53.212
46	0.063	53.400
50	0.211	53.033
75	1.157	52.452
53	2.563	54.294
1	3.225	55.016
65	4.450	54.381
76	4.560	53.993
3	5.061	53.730
151	6.323	55.701
64	6.340	55.592
60	7.843	56.328
52	8.328	55.105
123	9.724	57.216
222	9.813	56.628
12	9.923	55.284
88	11.091	56.128
17	11.184	56.097
27	13.014	57.556
15	13.535	58.729
24	13.886	57.947
577	15.910	59.166

LAP 3 @ 16:57:51.979

NO	BEHIND	LAP TIME
7		52.373
50	0.843	53.005
46	0.851	53.161
75	1.800	53.016
53	4.342	54.152
1	5.108	54.256
76	5.953	53.766
3	6.576	53.888
65	6.692	54.615
64	8.210	54.243
151	9.838	55.888
52	10.800	54.845

60	11.872	56.402
88	14.233	55.515
12	14.518	56.968
123	14.727	57.376
222	15.151	57.711
17	15.921	57.110
27	17.292	56.651
15	20.410	59.248
24	20.726	59.213
577	23.387	59.850

LAP 4 @ 16:58:44.764

NO	BEHIND	LAP TIME
7		52.785
50	0.953	52.895
46	1.475	53.409
75	2.071	53.056
53	6.027	54.470
1	6.429	54.106
76	6.975	53.807
3	7.495	53.704
65	8.361	54.454
64	10.167	54.742
52	13.104	55.089
151	14.440	57.387
60	15.662	56.575
88	16.460	55.012
12	17.516	55.783
222	19.037	56.671
123	19.626	57.684
17	19.988	56.852
27	20.712	56.205
24	26.328	58.387
15	26.489	58.864
577	30.255	59.653

LAP 5 @ 16:59:37.310

NO	BEHIND	LAP TIME
7		52.546
50	0.970	52.563
46	1.944	53.015
75	2.597	53.072
53	7.628	54.147
76	7.769	53.340
1	7.848	53.965
3	8.231	53.282
65	9.297	53.482
64	12.275	54.654
52	15.106	54.548
151	17.752	55.858
88	19.408	55.494
60	19.462	56.346
12	19.678	54.708
222	22.973	56.482
17	23.946	56.504
123	24.163	57.083
27	24.880	56.714
24	31.156	57.374
15	33.545	59.602
577	37.281	59.572

LAP 6 @ 17:00:29.770

NO	BEHIND	LAP TIME
7		52.460

50	1.027	52.517
46	2.663	53.179
75	3.024	52.887
76	9.717	54.408
53	10.139	54.971
1	10.332	54.944
3	10.497	54.726
65	10.820	53.983
64	14.580	54.765
52	16.971	54.325
88	21.873	54.925
151	21.950	56.658
12	22.501	55.283
60	23.678	56.676
222	27.521	57.008
17	27.913	56.427
123	28.741	57.038
27	29.070	56.650
24	36.092	57.396
15	39.930	58.845
577	45.096	1:00.275

LAP 7 @ 17:01:22.299

NO	BEHIND	LAP TIME
7		52.529
50	1.138	52.640
75	3.069	52.574
46	3.172	53.038
76	10.977	53.789
53	12.120	54.510
1	12.243	54.440
65	12.541	54.250
3	12.642	54.674
64	16.785	54.734
52	18.856	54.414
88	23.878	54.534
12	25.024	55.052
151	26.038	56.617
60	27.557	56.408
222	31.353	56.361
17	31.844	56.460
27	32.716	56.175
123	33.470	57.258
24	41.393	57.830
15	47.130	59.729

LAP 8 @ 17:02:14.791

NO	BEHIND	LAP TIME
7		52.492
577	1 Lap	1:00.081
50	1.264	52.618
75	3.074	52.497
46	3.325	52.645
76	12.452	53.967
65	14.000	53.951
53	14.140	54.512
1	14.299	54.548
3	14.726	54.576
64	19.001	54.708
52	20.351	53.987
88	27.078	55.692
12	27.494	54.962
151	29.373	55.827
60	31.756	56.691
17	34.873	55.521

222	35.385	56.524
27	36.292	56.068
123	38.184	57.206
24	46.997	58.096

LAP 9 @ 17:03:07.470

NO	BEHIND	LAP TIME
7		52.679
15	1 Lap	59.101
50	1.128	52.543
75	2.547	52.152
46	3.795	53.149
577	1 Lap	59.264
76	13.795	54.022
65	15.181	53.860
53	15.403	53.942
1	15.567	53.947
3	16.306	54.259
64	20.951	54.629
52	21.460	53.788
12	29.899	55.084
88	30.230	55.831
151	33.085	56.391
60	35.290	56.213
17	37.631	55.437
222	39.360	56.654
27	40.247	56.634
123	42.771	57.266

LAP 10 @ 17:03:59.653

NO	BEHIND	LAP TIME
7		52.183
24	1 Lap	58.688
50	1.609	52.664
75	2.550	52.186
46	5.437	53.825
15	1 Lap	58.619
577	1 Lap	59.467
76	15.503	53.891
65	17.012	54.014
53	17.566	54.346
1	17.788	54.404
3	17.921	53.798
52	23.438	54.161
64	23.522	54.754
12	33.254	55.538
88	33.788	55.741
151	38.011	57.109
60	40.002	56.895
17	41.258	55.810
222	43.897	56.720
27	44.731	56.667
123	48.062	57.474

BMCRC - MRO Championships 2022 - Rnd 9 @ Brands Hatch Indy

EDlasia Formula 400 & Blue Haze GP

RACE 18 - SECTOR ANALYSIS



SECTOR 1 = FL to I1, SECTOR 2 = I1 to FL, DIFF = Difference To Personal Best Lap, P = Crossed Finish Line in Pit Lane, D = Time Disallowed

P1		7 GP		Bruce DUNN		Yamaha TZ250 - Bilstein UK	
IDEAL LAP TIME : 51.952		BEST LAP TIME : 52.183		DIFFERENCE : 0.231			
LAP	SECTOR 1	SECTOR 2	LAP TIME	MPH	DIFF	TIME OF DAY	
1 -		21.235	58.424	74.43	6.241	16:56:06.394	
2 -	32.011	21.201	53.212	81.72	1.029	16:56:59.606	
3 -	31.516	20.857	52.373 (2)	83.03	0.190	16:57:51.979	
4 -	31.706	21.079	52.785	82.38	0.602	16:58:44.764	
5 -	31.642	20.904	52.546	82.75	0.363	16:59:37.310	
6 -	31.581	20.879	52.460 (3)	82.89	0.277	17:00:29.770	
7 -	31.550	20.979	52.529	82.78	0.346	17:01:22.299	
8 -	31.547	20.945	52.492	82.84	0.309	17:02:14.791	
9 -	31.562	21.117	52.679	82.54	0.496	17:03:07.470	
10 -	31.095	21.088	52.183 (1)	83.33		17:03:59.653	

P2		50 GP		Sean MORRISON		Honda RS 250 - Fincham's two strokes	
IDEAL LAP TIME : 52.442		BEST LAP TIME : 52.517		DIFFERENCE : 0.075			
LAP	SECTOR 1	SECTOR 2	LAP TIME	MPH	DIFF	TIME OF DAY	
1 -		21.466	58.814	73.93	6.297	16:56:06.784	
2 -	31.937	21.096	53.033	81.99	0.516	16:56:59.817	
3 -	31.969	21.036	53.005	82.04	0.488	16:57:52.822	
4 -	32.067	20.828	52.895	82.21	0.378	16:58:45.717	
5 -	31.762	20.801	52.563 (3)	82.73	0.046	16:59:38.280	
6 -	31.697	20.820	52.517 (1)	82.80		17:00:30.797	
7 -	31.733	20.907	52.640	82.61	0.123	17:01:23.437	
8 -	31.728	20.890	52.618	82.64	0.101	17:02:16.055	
9 -	31.684	20.859	52.543 (2)	82.76	0.026	17:03:08.598	
10 -	31.641	21.023	52.664	82.57	0.147	17:04:01.262	

P3		75		Anthony JOHNSON		Yamaha TZR250 - INTA MOTORCYCLE SERVICES LTD	
IDEAL LAP TIME : 52.073		BEST LAP TIME : 52.152		DIFFERENCE : 0.079			
LAP	SECTOR 1	SECTOR 2	LAP TIME	MPH	DIFF	TIME OF DAY	
1 -		21.403	1:00.341	72.06	8.189	16:56:08.311	
2 -	31.431	21.021	52.452 (3)	82.90	0.300	16:57:00.763	
3 -	31.633	21.383	53.016	82.02	0.864	16:57:53.779	
4 -	31.661	21.395	53.056	81.96	0.904	16:58:46.835	
5 -	31.738	21.334	53.072	81.93	0.920	16:59:39.907	
6 -	31.541	21.346	52.887	82.22	0.735	17:00:32.794	
7 -	31.585	20.989	52.574	82.71	0.422	17:01:25.368	
8 -	31.397	21.100	52.497	82.83	0.345	17:02:17.865	
9 -	31.097	21.055	52.152 (1)	83.38		17:03:10.017	
10 -	31.210	20.976	52.186 (2)	83.32	0.034	17:04:02.203	

P4		46 GP		Frank SWAIN		Honda RS250NX5 - Mick Fincham racing	
IDEAL LAP TIME : 52.645		BEST LAP TIME : 52.645		DIFFERENCE : 0.000			
LAP	SECTOR 1	SECTOR 2	LAP TIME	MPH	DIFF	TIME OF DAY	
1 -		21.268	58.299	74.59	5.654	16:56:06.269	
2 -	32.064	21.336	53.400	81.43	0.755	16:56:59.669	
3 -	31.888	21.273	53.161	81.80	0.516	16:57:52.830	
4 -	32.083	21.326	53.409	81.42	0.764	16:58:46.239	
5 -	32.025	20.990	53.015 (2)	82.02	0.370	16:59:39.254	
6 -	31.946	21.233	53.179	81.77	0.534	17:00:32.433	
7 -	32.078	20.960	53.038 (3)	81.99	0.393	17:01:25.471	
8 -	31.753	20.892	52.645 (1)	82.60		17:02:18.116	
9 -	31.993	21.156	53.149	81.81	0.504	17:03:11.265	
10 -	32.080	21.745	53.825	80.79	1.180	17:04:05.090	

BMCRC - MRO Championships 2022 - Rnd 9 @ Brands Hatch Indy

EDlasia Formula 400 & Blue Haze GP

RACE 18 - SECTOR ANALYSIS



SECTOR 1 = FL to I1, SECTOR 2 = I1 to FL, DIFF = Difference To Personal Best Lap, P = Crossed Finish Line in Pit Lane, D = Time Disallowed

P5 76 GP Jonathan STAMPER		Yamaha TZ250 -				
IDEAL LAP TIME : 53.180		BEST LAP TIME : 53.340				
		DIFFERENCE : 0.160				
LAP	SECTOR 1	SECTOR 2	LAP TIME	MPH	DIFF	TIME OF DAY
1 -		21.778	1:02.203	69.90	8.863	16:56:10.173
2 -	32.459	21.534	53.993	80.54	0.653	16:57:04.166
3 -	32.341	21.425	53.766 (2)	80.88	0.426	16:57:57.932
4 -	32.649	21.158	53.807	80.81	0.467	16:58:51.739
5 -	32.022	21.318	53.340 (1)	81.52		16:59:45.079
6 -	32.876	21.532	54.408	79.92	1.068	17:00:39.487
7 -	32.375	21.414	53.789 (3)	80.84	0.449	17:01:33.276
8 -	32.678	21.289	53.967	80.57	0.627	17:02:27.243
9 -	32.397	21.625	54.022	80.49	0.682	17:03:21.265
10 -	32.367	21.524	53.891	80.69	0.551	17:04:15.156

P6 65 Andrew MOXON		Honda VFR 400 NC30 - Vanguard motorsport Uckfield + DART I				
IDEAL LAP TIME : 53.340		BEST LAP TIME : 53.482				
		DIFFERENCE : 0.142				
LAP	SECTOR 1	SECTOR 2	LAP TIME	MPH	DIFF	TIME OF DAY
1 -		21.950	1:01.705	70.47	8.223	16:56:09.675
2 -	32.594	21.787	54.381	79.96	0.899	16:57:04.056
3 -	32.483	22.132	54.615	79.62	1.133	16:57:58.671
4 -	32.956	21.498	54.454	79.85	0.972	16:58:53.125
5 -	31.877	21.605	53.482 (1)	81.30		16:59:46.607
6 -	32.520	21.463	53.983	80.55	0.501	17:00:40.590
7 -	32.460	21.790	54.250	80.15	0.768	17:01:34.840
8 -	32.393	21.558	53.951 (3)	80.60	0.469	17:02:28.791
9 -	32.068	21.792	53.860 (2)	80.73	0.378	17:03:22.651
10 -	32.126	21.888	54.014	80.50	0.532	17:04:16.665

P7 53 GP Mark WHITING		Yamaha TZ250 - Mark whiting				
IDEAL LAP TIME : 53.834		BEST LAP TIME : 53.942				
		DIFFERENCE : 0.108				
LAP	SECTOR 1	SECTOR 2	LAP TIME	MPH	DIFF	TIME OF DAY
1 -		21.636	59.905	72.59	5.963	16:56:07.875
2 -	32.814	21.480	54.294	80.09	0.352	16:57:02.169
3 -	32.378	21.774	54.152 (3)	80.30	0.210	16:57:56.321
4 -	32.721	21.749	54.470	79.83	0.528	16:58:50.791
5 -	32.391	21.756	54.147 (2)	80.31	0.205	16:59:44.938
6 -	33.088	21.883	54.971	79.10	1.029	17:00:39.909
7 -	32.539	21.971	54.510	79.77	0.568	17:01:34.419
8 -	33.041	21.471	54.512	79.77	0.570	17:02:28.931
9 -	32.363	21.579	53.942 (1)	80.61		17:03:22.873
10 -	32.574	21.772	54.346	80.01	0.404	17:04:17.219

P8 1 James SEATH		Kawasaki ZXR400 L9 - Ovenden Earthmoving				
IDEAL LAP TIME : 53.761		BEST LAP TIME : 53.947				
		DIFFERENCE : 0.186				
LAP	SECTOR 1	SECTOR 2	LAP TIME	MPH	DIFF	TIME OF DAY
1 -		21.736	59.845	72.66	5.898	16:56:07.815
2 -	33.215	21.801	55.016	79.04	1.069	16:57:02.831
3 -	32.731	21.525	54.256	80.14	0.309	16:57:57.087
4 -	32.642	21.464	54.106 (3)	80.37	0.159	16:58:51.193
5 -	32.351	21.614	53.965 (2)	80.58	0.018	16:59:45.158
6 -	33.135	21.809	54.944	79.14	0.997	17:00:40.102
7 -	32.548	21.892	54.440	79.87	0.493	17:01:34.542
8 -	32.982	21.566	54.548	79.72	0.601	17:02:29.090
9 -	32.537	21.410	53.947 (1)	80.60		17:03:23.037
10 -	32.479	21.925	54.404	79.93	0.457	17:04:17.441

BMCRC - MRO Championships 2022 - Rnd 9 @ Brands Hatch Indy

EDlasia Formula 400 & Blue Haze GP

RACE 18 - SECTOR ANALYSIS



SECTOR 1 = FL to I1, SECTOR 2 = I1 to FL, DIFF = Difference To Personal Best Lap, P = Crossed Finish Line in Pit Lane, D = Time Disallowed

P9		3 GP		Tom BARRETT		Honda RS250 - The Two Stroke Workshop	
IDEAL LAP TIME : 53.126		BEST LAP TIME : 53.282		DIFFERENCE : 0.156			
LAP	SECTOR 1	SECTOR 2	LAP TIME	MPH	DIFF	TIME OF DAY	
1 -		22.176	1:02.967	69.06	9.685	16:56:10.937	
2 -	32.595	21.135	53.730 (3)	80.93	0.448	16:57:04.667	
3 -	32.290	21.598	53.888	80.69	0.606	16:57:58.555	
4 -	32.536	21.168	53.704 (2)	80.97	0.422	16:58:52.259	
5 -	31.991	21.291	53.282 (1)	81.61		16:59:45.541	
6 -	33.058	21.668	54.726	79.46	1.444	17:00:40.267	
7 -	32.925	21.749	54.674	79.53	1.392	17:01:34.941	
8 -	32.991	21.585	54.576	79.67	1.294	17:02:29.517	
9 -	33.017	21.242	54.259	80.14	0.977	17:03:23.776	
10 -	32.311	21.487	53.798	80.83	0.516	17:04:17.574	

P10		52 GP		Stephen BAYLEY		Yamaha TZ 250 - Mander Organ Builders	
IDEAL LAP TIME : 53.682		BEST LAP TIME : 53.788		DIFFERENCE : 0.106			
LAP	SECTOR 1	SECTOR 2	LAP TIME	MPH	DIFF	TIME OF DAY	
1 -		22.393	1:04.859	67.04	11.071	16:56:12.829	
2 -	33.502	21.603	55.105	78.91	1.317	16:57:07.934	
3 -	33.417	21.428	54.845	79.28	1.057	16:58:02.779	
4 -	33.414	21.675	55.089	78.93	1.301	16:58:57.868	
5 -	33.019	21.529	54.548	79.72	0.760	16:59:52.416	
6 -	32.921	21.404	54.325	80.04	0.537	17:00:46.741	
7 -	32.868	21.546	54.414	79.91	0.626	17:01:41.155	
8 -	32.473	21.514	53.987 (2)	80.54	0.199	17:02:35.142	
9 -	32.579	21.209	53.788 (1)	80.84		17:03:28.930	
10 -	32.652	21.509	54.161 (3)	80.29	0.373	17:04:23.091	

P11		64 GP		Phil ELLIS		Yamaha TZ250 4TW -	
IDEAL LAP TIME : 54.220		BEST LAP TIME : 54.243		DIFFERENCE : 0.023			
LAP	SECTOR 1	SECTOR 2	LAP TIME	MPH	DIFF	TIME OF DAY	
1 -		22.340	1:02.384	69.70	8.141	16:56:10.354	
2 -	33.786	21.806	55.592	78.22	1.349	16:57:05.946	
3 -	32.684	21.559	54.243 (1)	80.16		16:58:00.189	
4 -	33.084	21.658	54.742	79.43	0.499	16:58:54.931	
5 -	33.118	21.536	54.654 (3)	79.56	0.411	16:59:49.585	
6 -	33.093	21.672	54.765	79.40	0.522	17:00:44.350	
7 -	32.945	21.789	54.734	79.44	0.491	17:01:39.084	
8 -	32.801	21.907	54.708	79.48	0.465	17:02:33.792	
9 -	32.867	21.762	54.629 (2)	79.60	0.386	17:03:28.421	
10 -	32.876	21.878	54.754	79.42	0.511	17:04:23.175	

P12		12 GP		Adrian MARTIN		Yamaha TZ250 - Strategic business development & support ltd	
IDEAL LAP TIME : 54.688		BEST LAP TIME : 54.708		DIFFERENCE : 0.020			
LAP	SECTOR 1	SECTOR 2	LAP TIME	MPH	DIFF	TIME OF DAY	
1 -		22.893	1:06.275	65.61	11.567	16:56:14.245	
2 -	33.333	21.951	55.284	78.65	0.576	16:57:09.529	
3 -	34.725	22.243	56.968	76.33	2.260	16:58:06.497	
4 -	33.898	21.885	55.783	77.95	1.075	16:59:02.280	
5 -	32.977	21.731	54.708 (1)	79.48		16:59:56.988	
6 -	33.498	21.785	55.283	78.66	0.575	17:00:52.271	
7 -	33.246	21.806	55.052 (3)	78.99	0.344	17:01:47.323	
8 -	33.251	21.711	54.962 (2)	79.12	0.254	17:02:42.285	
9 -	33.072	22.012	55.084	78.94	0.376	17:03:37.369	
10 -	33.481	22.057	55.538	78.29	0.830	17:04:32.907	

BMCRC - MRO Championships 2022 - Rnd 9 @ Brands Hatch Indy

EDlasia Formula 400 & Blue Haze GP

RACE 18 - SECTOR ANALYSIS



SECTOR 1 = FL to I1, SECTOR 2 = I1 to FL, DIFF = Difference To Personal Best Lap, P = Crossed Finish Line in Pit Lane, D = Time Disallowed

P13 88 GP		George PRINOS		YAMAHA TZ250 - KAPPA PLANNING LTD			
IDEAL LAP TIME : 54.308		BEST LAP TIME : 54.534		DIFFERENCE : 0.226			
LAP	SECTOR 1	SECTOR 2	LAP TIME	MPH	DIFF	TIME OF DAY	
1 -		23.976	1:06.599	65.29	12.065	16:56:14.569	
2 -	34.531	21.597	56.128	77.47	1.594	16:57:10.697	
3 -	33.561	21.954	55.515	78.33	0.981	16:58:06.212	
4 -	33.367	21.645	55.012 (3)	79.04	0.478	16:59:01.224	
5 -	33.097	22.397	55.494	78.36	0.960	16:59:56.718	
6 -	33.110	21.815	54.925 (2)	79.17	0.391	17:00:51.643	
7 -	32.711	21.823	54.534 (1)	79.74		17:01:46.177	
8 -	33.653	22.039	55.692	78.08	1.158	17:02:41.869	
9 -	34.009	21.822	55.831	77.88	1.297	17:03:37.700	
10 -	33.245	22.496	55.741	78.01	1.207	17:04:33.441	

P14 151 S		Nick SMITH		Kawasaki ZXR400 - Hi-Precision Engineering Ltd			
IDEAL LAP TIME : 55.701		BEST LAP TIME : 55.701		DIFFERENCE : 0.000			
LAP	SECTOR 1	SECTOR 2	LAP TIME	MPH	DIFF	TIME OF DAY	
1 -		22.367	1:02.258	69.84	6.557	16:56:10.228	
2 -	33.396	22.305	55.701 (1)	78.07		16:57:05.929	
3 -	33.484	22.404	55.888	77.80	0.187	16:58:01.817	
4 -	34.647	22.740	57.387	75.77	1.686	16:58:59.204	
5 -	33.517	22.341	55.858 (3)	77.85	0.157	16:59:55.062	
6 -	34.122	22.536	56.658	76.75	0.957	17:00:51.720	
7 -	34.131	22.486	56.617	76.80	0.916	17:01:48.337	
8 -	33.501	22.326	55.827 (2)	77.89	0.126	17:02:44.164	
9 -	33.864	22.527	56.391	77.11	0.690	17:03:40.555	
10 -	33.980	23.129	57.109	76.14	1.408	17:04:37.664	

P15 60 GP		Richard HAYWARD		Yamaha TZ 250 3YL - Hazel Motors/ Gforce			
IDEAL LAP TIME : 56.012		BEST LAP TIME : 56.213		DIFFERENCE : 0.201			
LAP	SECTOR 1	SECTOR 2	LAP TIME	MPH	DIFF	TIME OF DAY	
1 -		22.509	1:03.151	68.85	6.938	16:56:11.121	
2 -	33.801	22.527	56.328 (2)	77.20	0.115	16:57:07.449	
3 -	33.995	22.407	56.402	77.10	0.189	16:58:03.851	
4 -	33.884	22.691	56.575	76.86	0.362	16:59:00.426	
5 -	33.827	22.519	56.346 (3)	77.17	0.133	16:59:56.772	
6 -	34.275	22.401	56.676	76.72	0.463	17:00:53.448	
7 -	34.045	22.363	56.408	77.09	0.195	17:01:49.856	
8 -	33.997	22.694	56.691	76.70	0.478	17:02:46.547	
9 -	33.649	22.564	56.213 (1)	77.35		17:03:42.760	
10 -	33.897	22.998	56.895	76.43	0.682	17:04:39.655	

P16 17		Sam HIRST		Kawasaki NINJA - Valley Racing			
IDEAL LAP TIME : 55.321		BEST LAP TIME : 55.437		DIFFERENCE : 0.116			
LAP	SECTOR 1	SECTOR 2	LAP TIME	MPH	DIFF	TIME OF DAY	
1 -		23.998	1:06.723	65.17	11.286	16:56:14.693	
2 -	33.677	22.420	56.097	77.51	0.660	16:57:10.790	
3 -	33.858	23.252	57.110	76.14	1.673	16:58:07.900	
4 -	33.809	23.043	56.852	76.48	1.415	16:59:04.752	
5 -	33.997	22.507	56.504	76.96	1.067	17:00:01.256	
6 -	33.458	22.969	56.427	77.06	0.990	17:00:57.683	
7 -	33.769	22.691	56.460	77.02	1.023	17:01:54.143	
8 -	33.124	22.397	55.521 (2)	78.32	0.084	17:02:49.664	
9 -	33.240	22.197	55.437 (1)	78.44		17:03:45.101	
10 -	33.493	22.317	55.810 (3)	77.91	0.373	17:04:40.911	

BMCRC - MRO Championships 2022 - Rnd 9 @ Brands Hatch Indy

EDlasia Formula 400 & Blue Haze GP

RACE 18 - SECTOR ANALYSIS



SECTOR 1 = FL to I1, SECTOR 2 = I1 to FL, DIFF = Difference To Personal Best Lap, P = Crossed Finish Line in Pit Lane, D = Time Disallowed

P17 222 S		Matthew EPPS		Kawasaki ZXR400 - M.E Vehicle Repairs			
IDEAL LAP TIME : 56.145		BEST LAP TIME : 56.361		DIFFERENCE : 0.216			
LAP	SECTOR 1	SECTOR 2	LAP TIME	MPH	DIFF	TIME OF DAY	
1 -		22.515	1:04.821	67.08	8.460	16:56:12.791	
2 -	34.131	22.497	56.628	76.79	0.267	16:57:09.419	
3 -	34.982	22.729	57.711	75.35	1.350	16:58:07.130	
4 -	34.004	22.667	56.671	76.73	0.310	16:59:03.801	
5 -	33.648	22.834	56.482 (2)	76.99	0.121	17:00:00.283	
6 -	34.045	22.963	57.008	76.28	0.647	17:00:57.291	
7 -	33.704	22.657	56.361 (1)	77.15		17:01:53.652	
8 -	33.927	22.597	56.524 (3)	76.93	0.163	17:02:50.176	
9 -	34.023	22.631	56.654	76.75	0.293	17:03:46.830	
10 -	34.094	22.626	56.720	76.66	0.359	17:04:43.550	

P18 27 S/R		Felix DORLING		Kawasaki NINJA 400 - Kernow Controls			
IDEAL LAP TIME : 55.990		BEST LAP TIME : 56.068		DIFFERENCE : 0.078			
LAP	SECTOR 1	SECTOR 2	LAP TIME	MPH	DIFF	TIME OF DAY	
1 -		24.132	1:07.094	64.81	11.026	16:56:15.064	
2 -	34.709	22.847	57.556	75.55	1.488	16:57:12.620	
3 -	33.835	22.816	56.651	76.76	0.583	16:58:09.271	
4 -	33.558	22.647	56.205 (3)	77.37	0.137	16:59:05.476	
5 -	33.496	23.218	56.714	76.67	0.646	17:00:02.190	
6 -	33.586	23.064	56.650	76.76	0.582	17:00:58.840	
7 -	33.548	22.627	56.175 (2)	77.41	0.107	17:01:55.015	
8 -	33.363	22.705	56.068 (1)	77.55		17:02:51.083	
9 -	33.581	23.053	56.634	76.78	0.566	17:03:47.717	
10 -	33.787	22.880	56.667	76.73	0.599	17:04:44.384	

P19 123 S/R		Mark GALLAGHER		Honda RVF 400 -			
IDEAL LAP TIME : 56.839		BEST LAP TIME : 57.038		DIFFERENCE : 0.199			
LAP	SECTOR 1	SECTOR 2	LAP TIME	MPH	DIFF	TIME OF DAY	
1 -		22.807	1:04.144	67.79	7.106	16:56:12.114	
2 -	34.318	22.898	57.216	76.00	0.178	16:57:09.330	
3 -	34.383	22.993	57.376	75.79	0.338	16:58:06.706	
4 -	34.514	23.170	57.684	75.38	0.646	16:59:04.390	
5 -	34.112	22.971	57.083 (2)	76.18	0.045	17:00:01.473	
6 -	34.032	23.006	57.038 (1)	76.24		17:00:58.511	
7 -	34.410	22.848	57.258	75.94	0.220	17:01:55.769	
8 -	34.122	23.084	57.206 (3)	76.01	0.168	17:02:52.975	
9 -	34.230	23.036	57.266	75.93	0.228	17:03:50.241	
10 -	34.622	22.852	57.474	75.66	0.436	17:04:47.715	

P20 24 S		Harley GODZISZ		Honda NC30 - Mum xx			
IDEAL LAP TIME : 57.296		BEST LAP TIME : 57.374		DIFFERENCE : 0.078			
LAP	SECTOR 1	SECTOR 2	LAP TIME	MPH	DIFF	TIME OF DAY	
1 -		23.582	1:07.575	64.35	10.201	16:56:15.545	
2 -	34.677	23.270	57.947	75.04	0.573	16:57:13.492	
3 -	35.168	24.045	59.213	73.44	1.839	16:58:12.705	
4 -	35.229	23.158	58.387	74.47	1.013	16:59:11.092	
5 -	34.346	23.028	57.374 (1)	75.79		17:00:08.466	
6 -	34.268	23.128	57.396 (2)	75.76	0.022	17:01:05.862	
7 -	34.511	23.319	57.830 (3)	75.19	0.456	17:02:03.692	
8 -	34.646	23.450	58.096	74.85	0.722	17:03:01.788	
9 -	35.382	23.306	58.688	74.09	1.314	17:04:00.476	

BMCRC - MRO Championships 2022 - Rnd 9 @ Brands Hatch Indy

EDlasia Formula 400 & Blue Haze GP

RACE 18 - SECTOR ANALYSIS



SECTOR 1 = FL to I1, SECTOR 2 = I1 to FL, DIFF = Difference To Personal Best Lap, P = Crossed Finish Line in Pit Lane, D = Time Disallowed

P21 15 S		Julian DAWE		Honda RVF400 - EM Acoustics			
IDEAL LAP TIME : 58.324		BEST LAP TIME : 58.619		DIFFERENCE : 0.295			
LAP	SECTOR 1	SECTOR 2	LAP TIME	MPH	DIFF	TIME OF DAY	
1 -		23.954	1:06.442	65.44	7.823	16:56:14.412	
2 -	35.433	23.296	58.729 (2)	74.04	0.110	16:57:13.141	
3 -	35.347	23.901	59.248	73.39	0.629	16:58:12.389	
4 -	35.216	23.648	58.864	73.87	0.245	16:59:11.253	
5 -	35.955	23.647	59.602	72.96	0.983	17:00:10.855	
6 -	35.395	23.450	58.845 (3)	73.89	0.226	17:01:09.700	
7 -	35.750	23.979	59.729	72.80	1.110	17:02:09.429	
8 -	35.381	23.720	59.101	73.57	0.482	17:03:08.530	
9 -	35.028	23.591	58.619 (1)	74.18		17:04:07.149	

P22 577		Richard BUCKHAM		Kawasaki NINJA 300 -			
IDEAL LAP TIME : 59.166		BEST LAP TIME : 59.166		DIFFERENCE : 0.000			
LAP	SECTOR 1	SECTOR 2	LAP TIME	MPH	DIFF	TIME OF DAY	
1 -		23.844	1:08.380	63.59	9.214	16:56:16.350	
2 -	35.666	23.500	59.166 (1)	73.49		16:57:15.516	
3 -	36.260	23.590	59.850	72.65	0.684	16:58:15.366	
4 -	35.735	23.918	59.653	72.89	0.487	16:59:15.019	
5 -	35.819	23.753	59.572	72.99	0.406	17:00:14.591	
6 -	36.368	23.907	1:00.275	72.14	1.109	17:01:14.866	
7 -	36.493	23.588	1:00.081	72.37	0.915	17:02:14.947	
8 -	35.719	23.545	59.264 (2)	73.37	0.098	17:03:14.211	
9 -	35.715	23.752	59.467 (3)	73.12	0.301	17:04:13.678	

BMCRC - MRO Championships 2022 - Rnd 9 @ Brands Hatch Indy

EDlasia Formula 400 & Blue Haze GP

RACE 18 - BEST SECTORS

SECTOR 1			SECTOR 2			IDEAL / BEST COMPARISON						
POS	NO	NAME	TIME	NO	NAME	TIME	POS	NO	NAME	IDEAL	BEST	DIFF
									PERFECT LAP	51.896		
1	7	DUNN	31.095	50	MORRISON	20.801	1	7	DUNN	51.952	52.183	0.231
2	75	JOHNSON	31.097	7	DUNN	20.857	2	75	JOHNSON	52.073	52.152	0.079
3	50	MORRISON	31.641	46	SWAIN	20.892	3	50	MORRISON	52.442	52.517	0.075
4	46	SWAIN	31.753	75	JOHNSON	20.976	4	46	SWAIN	52.645	52.645	0.000
5	65	MOXON	31.877	3	BARRETT	21.135	5	3	BARRETT	53.126	53.282	0.156
6	3	BARRETT	31.991	76	STAMPER	21.158	6	76	STAMPER	53.180	53.340	0.160
7	76	STAMPER	32.022	52	BAYLEY	21.209	7	65	MOXON	53.340	53.482	0.142
8	1	SEATH	32.351	1	SEATH	21.410	8	52	BAYLEY	53.682	53.788	0.106
9	53	WHITING	32.363	65	MOXON	21.463	9	1	SEATH	53.761	53.947	0.186
10	52	BAYLEY	32.473	53	WHITING	21.471	10	53	WHITING	53.834	53.942	0.108
11	64	ELLIS	32.684	64	ELLIS	21.536	11	64	ELLIS	54.220	54.243	0.023
12	88	PRINOS	32.711	88	PRINOS	21.597	12	88	PRINOS	54.308	54.534	0.226
13	12	MARTIN	32.977	12	MARTIN	21.711	13	12	MARTIN	54.688	54.708	0.020
14	17	HIRST	33.124	17	HIRST	22.197	14	17	HIRST	55.321	55.437	0.116
15	27	DORLING	33.363	151	SMITH	22.305	15	151	SMITH	55.701	55.701	0.000
16	151	SMITH	33.396	60	HAYWARD	22.363	16	27	DORLING	55.990	56.068	0.078
17	222	EPPS	33.648	222	EPPS	22.497	17	60	HAYWARD	56.012	56.213	0.201
18	60	HAYWARD	33.649	27	DORLING	22.627	18	222	EPPS	56.145	56.361	0.216
19	123	GALLAGHER	34.032	123	GALLAGHER	22.807	19	123	GALLAGHER	56.839	57.038	0.199
20	24	GODZISZ	34.268	24	GODZISZ	23.028	20	24	GODZISZ	57.296	57.374	0.078
21	15	DAWE	35.028	15	DAWE	23.296	21	15	DAWE	58.324	58.619	0.295
22	577	BUCKHAM	35.666	577	BUCKHAM	23.500	22	577	BUCKHAM	59.166	59.166	0.000
23												

BMCRC - MRO Championships 2022 - Rnd 9 @ Brands Hatch Indy

EDlasia Formula 400 & Blue Haze GP

RACE 18 - STATISTICS

Competitors Started 23
Planned Start 2022-10-01 @ 17:10:00.000
Actual Start 2022-10-01 @ 16:55:07.969
Finish Time 2022-10-01 @ 17:03:59.652
Track Length 1.2079mi.
Total Laps 217
Total Distance Covered 262.1241mi.

Session Fastest Lap History

NO	CL	NAME	LAP TIME	TIME OF DAY	LAP	VEHICLE
7	GP	Bruce DUNN	53.212	16:56:59.610	2	Yamaha TZ250
50	GP	Sean MORRISON	53.033	16:56:59.819	2	Honda RS 250
75		Anthony JOHNSON	52.452	16:57:00.770	2	Yamaha TZR250
7	GP	Bruce DUNN	52.373	16:57:51.983	3	Yamaha TZ250
75		Anthony JOHNSON	52.152	17:03:10.025	9	Yamaha TZR250

Session Leader History

NO	CL	NAME	FROM LAP	LAPS LED	DISTANCE	VEHICLE
46	GP	Frank SWAIN	1	1	1.20 miles	Honda RS250NX5
7	GP	Bruce DUNN	2	9	10.87 miles	Yamaha TZ250

Flag History

TYPE	TIME OF DAY
GREEN	16:55:07.969
FINISH	17:03:59.652

Flag Statistics

TYPE	COUNT	TOTAL LAPS	TOTAL TIME
Green	1	10	9:44.018
Red	0	0	0.000
Safety Car	0	0	0.000
FCY	0	0	0.000

BMCRC - MRO Championships 2022 - Rnd 9 @ Brands Hatch Indy

EDlasia Formula 400 & Blue Haze GP

RACE 18 - STATISTICS

CLASS :

5 Starters

Fastest Lap History

NO	NAME	LAP TIME	TIME OF DAY	LAP	VEHICLE
75	Anthony JOHNSON	52.452	16:57:00.770	2	Yamaha TZR250
75	Anthony JOHNSON	52.152	17:03:10.025	9	Yamaha TZR250

Leader History

NO	NAME	FROM LAP	LAPS LED	DISTANCE	VEHICLE
1	James SEATH	1	1	1.20 miles	Kawasaki ZXR400 L9
75	Anthony JOHNSON	2	9	10.87 miles	Yamaha TZR250

BMCRC - MRO Championships 2022 - Rnd 9 @ Brands Hatch Indy

EDlasia Formula 400 & Blue Haze GP

RACE 18 - STATISTICS

CLASS : S

4 Starters

Fastest Lap History

NO	NAME	LAP TIME	TIME OF DAY	LAP	VEHICLE
151	Nick SMITH	55.701	16:57:05.940	2	Kawasaki ZXR400

Leader History

NO	NAME	FROM LAP	LAPS LED	DISTANCE	VEHICLE
151	Nick SMITH	1	10	12.07 miles	Kawasaki ZXR400

BMCRC - MRO Championships 2022 - Rnd 9 @ Brands Hatch Indy

EDlasia Formula 400 & Blue Haze GP

RACE 18 - STATISTICS

CLASS : S/R

2 Starters

Fastest Lap History

NO	NAME	LAP TIME	TIME OF DAY	LAP	VEHICLE
123	Mark GALLAGHER	57.216	16:57:09.344	2	Honda RVF 400
27	Felix DORLING	56.651	16:58:09.284	3	Kawasaki NINJA 400
27	Felix DORLING	56.205	16:59:05.489	4	Kawasaki NINJA 400
27	Felix DORLING	56.175	17:01:55.028	7	Kawasaki NINJA 400
27	Felix DORLING	56.068	17:02:51.095	8	Kawasaki NINJA 400

Leader History

NO	NAME	FROM LAP	LAPS LED	DISTANCE	VEHICLE
123	Mark GALLAGHER	1	6	7.24 miles	Honda RVF 400
27	Felix DORLING	7	4	4.83 miles	Kawasaki NINJA 400

BMCRC - MRO Championships 2022 - Rnd 9 @ Brands Hatch Indy

EDlasia Formula 400 & Blue Haze GP

RACE 18 - STATISTICS

CLASS : GP

12 Starters

Fastest Lap History

NO	NAME	LAP TIME	TIME OF DAY	LAP	VEHICLE
7	Bruce DUNN	53.212	16:56:59.610	2	Yamaha TZ250
50	Sean MORRISON	53.033	16:56:59.819	2	Honda RS 250
7	Bruce DUNN	52.373	16:57:51.983	3	Yamaha TZ250
7	Bruce DUNN	52.183	17:03:59.655	10	Yamaha TZ250

Leader History

NO	NAME	FROM LAP	LAPS LED	DISTANCE	VEHICLE
46	Frank SWAIN	1	1	1.20 miles	Honda RS250NX5
7	Bruce DUNN	2	9	10.87 miles	Yamaha TZ250

BMCRC - MRO Championships 2022 - Rnd 9 @ Brands Hatch Indy

EDlasia Formula 400 & Blue Haze GP

RACE 9 - GRID (12 Laps)



ROW 9	27		26		25	681	Liam ARMITAGE		
ROW 8	24	156	Jack WOLFF	23	25	Haydon SMITH	22	60	Anthony JOHNSON
ROW 7	21	77	Tom WEEDEN	20	577	Richard BUCKHAM	19	15	Julian DAWE
ROW 6	18	24	Harley GODZISZ	17	123	Mark GALLAGHER	16	222	Matthew EPPS
ROW 5	15	27	Felix DORLING	14	151	Nick SMITH	13	17	Sam HIRST
ROW 4	12	12	Adrian MARTIN	11	88	George PRINOS	10	64	Phil ELLIS
ROW 3	9	1	James SEATH	8	53	Mark WHITING	7	52	Stephen BAYLEY
ROW 2	6	65	Andrew MOXON	5	76	Jonathan STAMPER	4	3	Tom BARRETT
ROW 1	3	46	Frank SWAIN	2	50	Sean MORRISON	1	7	Bruce DUNN
Pole									

Brands Hatch Indy: 1.2079 miles

These results are provisional until the conclusion of any judicial and technical matters.

Clerk Of Course :	Stewards :	Timekeeper : <i>Craig Smith</i>
-------------------	------------	------------------------------------

Results can be found at www.tsl-timing.com

Printed - 17:08 Saturday, 01 October 2022



BMCRC - MRO Championships 2022 - Rnd 9 @ Brands Hatch Indy

EDlasia Formula 400 & Blue Haze GP

RACE 9 - CLASSIFICATION



POS	NO	CL	PIC NAME	ENTRY	LAPS	TIME	GAP	DIFF	MPH	BEST	ON
1	50	GP	1 Sean MORRISON	Honda RS 250 - Fincham's two strokes	12	10:38.162			81.77	52.094	9
2	7	GP	2 Bruce DUNN	Yamaha TZ250 - Bilstein UK	12	10:38.678	0.516	0.516	81.70	51.903	12
3	76	GP	3 Jonathan STAMPER	Yamaha TZ250 -	12	10:49.304	11.142	10.626	80.36	52.938	11
4	53	GP	4 Mark WHITING	Yamaha TZ250 - Mark whiting	12	10:53.849	15.687	4.545	79.80	53.291	5
5	65		1 Andrew MOXON	Honda VFR 400 NC30 - Vanguard motorsport Uckfie	12	10:54.184	16.022	0.335	79.76	53.297	10
6	46*	GP	5 Frank SWAIN	Honda RS250NX5 - Mick Fincham racing	12	10:54.701	16.539	0.517	79.70	52.777	7
7	60	GP	6 Anthony JOHNSON	Yamaha TZ 250 3YL -	12	10:59.475	21.313	4.774	79.12	53.679	5
8	3	GP	7 Tom BARRETT	Honda RS250 - The Two Stroke Workshop	12	11:06.230	28.068	6.755	78.32	53.821	5
9	151	S	1 Nick SMITH	Kawasaki ZXR400 - Hi-Precision Engineering Ltd	12	11:10.926	32.764	4.696	77.77	54.964	9
10	52	GP	8 Stephen BAYLEY	Yamaha TZ 250 - Mander Organ Builders	12	11:11.567	33.405	0.641	77.70	54.011	5
11	88	GP	9 George PRINOS	YAMAHA TZ250 - KAPPA PLANNING LTD	12	11:15.255	37.093	3.688	77.27	54.243	9
12	17		2 Sam HIRST	Kawasaki NINJA - Valley Racing	12	11:17.657	39.495	2.402	77.00	55.164	7
13	1		3 James SEATH	Kawasaki ZXR400 L9 - Ovenden Earthmoving	12	11:28.908	50.746	11.251	75.74	54.754	11
14	222	S	2 Matthew EPPS	Kawasaki ZXR400 - M.E Vehicle Repairs	12	11:29.169	51.007	0.261	75.71	56.133	5
15	123	S/R	1 Mark GALLAGHER	Honda RVF 400 -	11	10:38.654	1 Lap	1 Lap	74.89	56.939	3
16	15	S	3 Julian DAWE	Honda RVF400 - EM Acoustics	11	10:53.384	1 Lap	14.730	73.21	57.958	9
17	24	S	4 Harley GODZISZ	Honda NC30 - Mum xx	11	10:53.768	1 Lap	0.384	73.16	57.862	10

NOT CLASSIFIED

DNF	27	S/R	Felix DORLING	Kawasaki NINJA 400 - Kernow Controls	1	1:55.862	11 Laps	10 Laps	37.53		
-----	----	-----	---------------	--------------------------------------	---	----------	---------	---------	-------	--	--

FASTEST LAP

7	GP	Bruce DUNN	Yamaha TZ250 - Bilstein UK	12	51.903	83.78 mph	134.83 kph
65		Andrew MOXON	Honda VFR 400 NC30 - Vanguard motorsport Uckfie	10	53.297	81.59 mph	131.30 kph
151	S	Nick SMITH	Kawasaki ZXR400 - Hi-Precision Engineering Ltd	9	54.964	79.11 mph	127.32 kph
123	S/R	Mark GALLAGHER	Honda RVF 400 -	3	56.939	76.37 mph	122.91 kph

* No. 46 - 10 second penalty - jump start
 Class GP - 92.5% of Race Speed = 75.63 mph
 Class - 92.5% of Race Speed = 73.77 mph
 Class S - 92.5% of Race Speed = 71.93 mph
 Class S/R - 92.5% of Race Speed = 69.27 mph

Weather / Track : Cloudy / Dry

These results are provisional until the conclusion of any judicial and technical matters.

Race Distance: 12 Laps / 14.49 miles

Brands Hatch Indy: 1.2079 miles

Date: 02/10/2022 Start: 12:49 Finish: 13:00

Clerk Of Course :

Stewards :

Timekeeper :

Craig Smith

Results can be found at www.tsl-timing.com

Printed - 13:01 Sunday, 02 October 2022



BMCRC - MRO Championships 2022 - Rnd 9 @ Brands Hatch Indy

EDlasia Formula 400 & Blue Haze GP

RACE 9 - LAP CHART

LAP 1 @ 12:50:43.748

NO	BEHIND	LAP TIME
7		58.254
46	0.510	58.764
50	0.754	59.008
65	2.054	1:00.308
76	3.630	1:01.884
53	3.639	1:01.893
1	3.923	1:02.177
151	4.160	1:02.414
3	4.353	1:02.607
60	4.660	1:02.914
52	4.753	1:03.007
222	5.430	1:03.684
17	5.854	1:04.108
88	6.143	1:04.397
15	7.542	1:05.796
123	7.883	1:06.137
24	8.322	1:06.576

LAP 2 @ 12:51:37.807

NO	BEHIND	LAP TIME
7		54.059
46	0.253	53.802
50	0.425	53.730
65	2.225	54.230
27	1 Lap	1:55.862
76	3.820	54.249
53	3.892	54.312
151	5.262	55.161
60	7.311	56.710
3	7.755	57.461
1	7.873	58.009
52	8.557	57.863
222	8.627	57.256
88	8.663	56.579
17	8.919	57.124
123	11.358	57.534
15	12.768	59.285
24	13.074	58.811

LAP 3 @ 12:52:31.129

NO	BEHIND	LAP TIME
7		53.322
50	0.208	53.105
46	0.282	53.351
65	2.521	53.618
76	4.111	53.613
53	4.685	54.115
151	7.685	55.745
60	8.403	54.414
3	10.027	55.594
88	13.333	57.992
17	13.547	57.950
222	13.968	58.663
52	14.026	58.791
1	14.354	59.803
123	14.975	56.939
15	18.484	59.038
24	19.054	59.302

LAP 4 @ 12:53:24.261

NO	BEHIND	LAP TIME
7		53.132
50	0.107	53.031
46	0.553	53.403
65	3.736	54.347
76	4.463	53.484
53	4.964	53.411
60	9.366	54.095
151	9.833	55.280
3	11.123	54.228
88	14.817	54.616
17	16.339	55.924
52	16.364	55.470
222	17.348	56.512
123	18.814	56.971
1	19.734	58.512
15	23.997	58.645
24	24.371	58.449

LAP 5 @ 12:54:17.058

NO	BEHIND	LAP TIME
7		52.797
50	0.083	52.773
46	0.922	53.166
76	4.834	53.168
65	5.184	54.245
53	5.458	53.291
60	10.248	53.679
3	12.147	53.821
151	12.455	55.419
88	17.141	55.121
52	17.578	54.011
17	18.930	55.388
222	20.684	56.133
123	23.322	57.305
1	23.891	56.954
15	29.827	58.627
24	30.226	58.652

LAP 6 @ 12:55:09.661

NO	BEHIND	LAP TIME
50		52.520
7	0.070	52.673
46	1.633	53.314
76	5.334	53.103
65	6.611	54.030
53	6.617	53.762
60	11.885	54.240
3	15.356	55.812
151	15.425	55.573
88	19.650	55.112
52	19.832	54.857
17	21.552	55.225
222	24.657	56.576
123	28.105	57.386
1	28.180	56.892
15	37.202	59.978
24	37.222	59.599

LAP 7 @ 12:56:02.005

NO	BEHIND	LAP TIME
50		52.344

LAP 8 @ 12:56:54.376

NO	BEHIND	LAP TIME
50		52.371
7	0.610	52.528
46	2.776	53.081
76	6.814	53.092
53	9.531	53.987
65	9.790	53.670
60	14.935	53.750
3	20.744	55.107
151	21.428	55.679
52	24.953	54.172
88	25.727	54.972
17	27.242	55.241
222	33.658	56.691
1	37.765	56.904
123	37.858	57.202
15	49.921	58.562
24	50.130	58.621

LAP 9 @ 12:57:46.470

NO	BEHIND	LAP TIME
50		52.094
7	0.519	52.003
46	3.922	53.240
76	8.246	53.526
53	11.144	53.707
65	11.693	53.997
60	16.703	53.862
3	22.800	54.150
151	24.298	54.964
52	27.369	54.510
88	27.876	54.243
17	30.445	55.297
222	38.269	56.705
1	43.132	57.461
123	43.320	57.556

LAP 10 @ 12:58:39.054

NO	BEHIND	LAP TIME
50		52.584
7	1.177	53.242
15	1 Lap	57.958
24	1 Lap	58.603
46	4.543	53.205
76	8.842	53.180
53	12.172	53.612

LAP 11 @ 12:59:31.293

NO	BEHIND	LAP TIME
50		52.239
7	0.976	52.038
46	5.649	53.345
15	1 Lap	58.344
76	9.541	52.938
24	1 Lap	57.862
53	14.452	54.519
65	14.758	54.591
60	19.856	53.897
3	26.107	53.926
151	29.622	55.095
52	31.084	54.478
88	33.497	55.770
17	36.476	55.430
222	46.927	56.590
1	48.278	54.754

LAP 12 @ 13:00:23.656

NO	BEHIND	LAP TIME
50		52.363
123	1 Lap	57.347
7	0.516	51.903
46	6.539	53.253
76	11.142	53.964
15	1 Lap	58.279
24	1 Lap	58.291
53	15.687	53.598
65	16.022	53.627
60	21.313	53.820
3	28.068	54.324
151	32.764	55.505
52	33.405	54.684
88	37.093	55.959
17	39.495	55.382
1	50.746	54.831
222	51.007	56.443

Weather / Track : Cloudy / Dry

Results can be found at www.tsl-timing.com

Brands Hatch Indy: 1.2079 miles
Date: 02/10/2022 Start: 12:49 Finish: 13:00

Printed - 13:01 Sunday, 02 October 2022

BMCRC - MRO Championships 2022 - Rnd 9 @ Brands Hatch Indy

EDlasia Formula 400 & Blue Haze GP

RACE 9 - SECTOR ANALYSIS



SECTOR 1 = FL to I1, SECTOR 2 = I1 to FL, DIFF = Difference To Personal Best Lap, P = Crossed Finish Line in Pit Lane, D = Time Disallowed

P1		50 GP		Sean MORRISON		Honda RS 250 - Fincham's two strokes	
IDEAL LAP TIME : 52.015		BEST LAP TIME : 52.094		DIFFERENCE : 0.079			
LAP	SECTOR 1	SECTOR 2	LAP TIME	MPH	DIFF	TIME OF DAY	
1 -			59.008	73.69	6.914	12:50:44.502	
2 -	31.956	21.774	53.730	80.93	1.636	12:51:38.232	
3 -	31.926	21.179	53.105	81.88	1.011	12:52:31.337	
4 -	31.686	21.345	53.031	82.00	0.937	12:53:24.368	
5 -	31.552	21.221	52.773	82.40	0.679	12:54:17.141	
6 -	31.505	21.015	52.520	82.79	0.426	12:55:09.661	
7 -	31.451	20.893	52.344 (3)	83.07	0.250	12:56:02.005	
8 -	31.462	20.909	52.371	83.03	0.277	12:56:54.376	
9 -	31.349	20.745	52.094 (1)	83.47		12:57:46.470	
10 -	31.675	20.909	52.584	82.69	0.490	12:58:39.054	
11 -	31.422	20.817	52.239 (2)	83.24	0.145	12:59:31.293	
12 -	31.270	21.093	52.363	83.04	0.269	13:00:23.656	

P2		7 GP		Bruce DUNN		Yamaha TZ250 - Bilstein UK	
IDEAL LAP TIME : 51.899		BEST LAP TIME : 51.903		DIFFERENCE : 0.004			
LAP	SECTOR 1	SECTOR 2	LAP TIME	MPH	DIFF	TIME OF DAY	
1 -			58.254	74.64	6.351	12:50:43.748	
2 -	31.995	22.064	54.059	80.44	2.156	12:51:37.807	
3 -	31.757	21.565	53.322	81.55	1.419	12:52:31.129	
4 -	31.741	21.391	53.132	81.84	1.229	12:53:24.261	
5 -	31.496	21.301	52.797	82.36	0.894	12:54:17.058	
6 -	31.301	21.372	52.673	82.55	0.770	12:55:09.731	
7 -	31.676	21.051	52.727	82.47	0.824	12:56:02.458	
8 -	31.599	20.929	52.528	82.78	0.625	12:56:54.986	
9 -	31.187	20.816	52.003 (2)	83.62	0.100	12:57:46.989	
10 -	32.163	21.079	53.242	81.67	1.339	12:58:40.231	
11 -	31.196	20.842	52.038 (3)	83.56	0.135	12:59:32.269	
12 -	31.083	20.820	51.903 (1)	83.78		13:00:24.172	

P3		76 GP		Jonathan STAMPER		Yamaha TZ250 -	
IDEAL LAP TIME : 52.783		BEST LAP TIME : 52.938		DIFFERENCE : 0.155			
LAP	SECTOR 1	SECTOR 2	LAP TIME	MPH	DIFF	TIME OF DAY	
1 -			1:01.884	70.26	8.946	12:50:47.378	
2 -	32.640	21.609	54.249	80.16	1.311	12:51:41.627	
3 -	32.196	21.417	53.613	81.11	0.675	12:52:35.240	
4 -	32.135	21.349	53.484	81.30	0.546	12:53:28.724	
5 -	31.841	21.327	53.168	81.78	0.230	12:54:21.892	
6 -	31.929	21.174	53.103 (3)	81.88	0.165	12:55:14.995	
7 -	31.828	21.275	53.103 (3)	81.88	0.165	12:56:08.098	
8 -	31.855	21.237	53.092 (2)	81.90	0.154	12:57:01.190	
9 -	32.118	21.408	53.526	81.24	0.588	12:57:54.716	
10 -	31.891	21.289	53.180	81.77	0.242	12:58:47.896	
11 -	31.609	21.329	52.938 (1)	82.14		12:59:40.834	
12 -	32.644	21.320	53.964	80.58	1.026	13:00:34.798	

BMCRC - MRO Championships 2022 - Rnd 9 @ Brands Hatch Indy

EDlasia Formula 400 & Blue Haze GP

RACE 9 - SECTOR ANALYSIS



SECTOR 1 = FL to I1, SECTOR 2 = I1 to FL, DIFF = Difference To Personal Best Lap, P = Crossed Finish Line in Pit Lane, D = Time Disallowed

P4 53 GP		Mark WHITING		Yamaha TZ250 - Mark whiting			
IDEAL LAP TIME : 53.291		BEST LAP TIME : 53.291		DIFFERENCE : 0.000			
LAP	SECTOR 1	SECTOR 2	LAP TIME	MPH	DIFF	TIME OF DAY	
1 -			1:01.893	70.25	8.602	12:50:47.387	
2 -	32.577	21.735	54.312	80.06	1.021	12:51:41.699	
3 -	32.679	21.436	54.115	80.35	0.824	12:52:35.814	
4 -	31.934	21.477	53.411 (2)	81.41	0.120	12:53:29.225	
5 -	31.873	21.418	53.291 (1)	81.60		12:54:22.516	
6 -	32.267	21.495	53.762	80.88	0.471	12:55:16.278	
7 -	32.059	21.583	53.642	81.06	0.351	12:56:09.920	
8 -	32.211	21.776	53.987	80.54	0.696	12:57:03.907	
9 -	32.008	21.699	53.707	80.96	0.416	12:57:57.614	
10 -	31.898	21.714	53.612	81.11	0.321	12:58:51.226	
11 -	32.523	21.996	54.519	79.76	1.228	12:59:45.745	
12 -	32.040	21.558	53.598 (3)	81.13	0.307	13:00:39.343	

P5 65		Andrew MOXON		Honda VFR 400 NC30 - Vanguard motorsport Uckfield + DART I			
IDEAL LAP TIME : 53.096		BEST LAP TIME : 53.297		DIFFERENCE : 0.201			
LAP	SECTOR 1	SECTOR 2	LAP TIME	MPH	DIFF	TIME OF DAY	
1 -			1:00.308	72.10	7.011	12:50:45.802	
2 -	32.352	21.878	54.230	80.18	0.933	12:51:40.032	
3 -	31.974	21.644	53.618 (2)	81.10	0.321	12:52:33.650	
4 -	32.495	21.852	54.347	80.01	1.050	12:53:27.997	
5 -	32.372	21.873	54.245	80.16	0.948	12:54:22.242	
6 -	32.288	21.742	54.030	80.48	0.733	12:55:16.272	
7 -	32.590	21.634	54.224	80.19	0.927	12:56:10.496	
8 -	32.120	21.550	53.670	81.02	0.373	12:57:04.166	
9 -	32.113	21.884	53.997	80.53	0.700	12:57:58.163	
10 -	31.785	21.512	53.297 (1)	81.59		12:58:51.460	
11 -	32.589	22.002	54.591	79.65	1.294	12:59:46.051	
12 -	32.316	21.311	53.627 (3)	81.08	0.330	13:00:39.678	

P6 46 GP		Frank SWAIN		Honda RS250NX5 - Mick Fincham racing			
IDEAL LAP TIME : 52.777		BEST LAP TIME : 52.777		DIFFERENCE : 0.000			
LAP	SECTOR 1	SECTOR 2	LAP TIME	MPH	DIFF	TIME OF DAY	
1 -			58.764	74.00	5.987	12:50:44.258	
2 -	31.795	22.007	53.802	80.82	1.025	12:51:38.060	
3 -	31.802	21.549	53.351	81.50	0.574	12:52:31.411	
4 -	32.000	21.403	53.403	81.42	0.626	12:53:24.814	
5 -	31.943	21.223	53.166 (3)	81.79	0.389	12:54:17.980	
6 -	31.884	21.430	53.314	81.56	0.537	12:55:11.294	
7 -	31.667	21.110	52.777 (1)	82.39		12:56:04.071	
8 -	31.848	21.233	53.081 (2)	81.92	0.304	12:56:57.152	
9 -	31.988	21.252	53.240	81.67	0.463	12:57:50.392	
10 -	31.734	21.471	53.205	81.73	0.428	12:58:43.597	
11 -	32.120	21.225	53.345	81.51	0.568	12:59:36.942	
12 -	32.000	21.253	53.253	81.65	0.476	13:00:30.195	

BMCRC - MRO Championships 2022 - Rnd 9 @ Brands Hatch Indy

EDlasia Formula 400 & Blue Haze GP

RACE 9 - SECTOR ANALYSIS



SECTOR 1 = FL to I1, SECTOR 2 = I1 to FL, DIFF = Difference To Personal Best Lap, P = Crossed Finish Line in Pit Lane, D = Time Disallowed

P7 60 GP Anthony JOHNSON		Yamaha TZ 250 3YL -				
IDEAL LAP TIME : 53.618		BEST LAP TIME : 53.679				
		DIFFERENCE : 0.061				
LAP	SECTOR 1	SECTOR 2	LAP TIME	MPH	DIFF	TIME OF DAY
1 -			1:02.914	69.11	9.235	12:50:48.408
2 -	34.142	22.568	56.710	76.68	3.031	12:51:45.118
3 -	32.516	21.898	54.414	79.91	0.735	12:52:39.532
4 -	32.271	21.824	54.095	80.38	0.416	12:53:33.627
5 -	31.900	21.779	53.679 (1)	81.01		12:54:27.306
6 -	32.110	22.130	54.240	80.17	0.561	12:55:21.546
7 -	32.084	21.931	54.015	80.50	0.336	12:56:15.561
8 -	32.015	21.735	53.750 (2)	80.90	0.071	12:57:09.311
9 -	32.022	21.840	53.862	80.73	0.183	12:58:03.173
10 -	32.094	21.985	54.079	80.41	0.400	12:58:57.252
11 -	32.060	21.837	53.897	80.68	0.218	12:59:51.149
12 -	31.883	21.937	53.820 (3)	80.79	0.141	13:00:44.969

P8 3 GP Tom BARRETT		Honda RS250 - The Two Stroke Workshop				
IDEAL LAP TIME : 53.494		BEST LAP TIME : 53.821				
		DIFFERENCE : 0.327				
LAP	SECTOR 1	SECTOR 2	LAP TIME	MPH	DIFF	TIME OF DAY
1 -			1:02.607	69.45	8.786	12:50:48.101
2 -	34.571	22.890	57.461	75.67	3.640	12:51:45.562
3 -	33.775	21.819	55.594	78.22	1.773	12:52:41.156
4 -	32.501	21.727	54.228	80.19	0.407	12:53:35.384
5 -	31.988	21.833	53.821 (1)	80.79		12:54:29.205
6 -	33.630	22.182	55.812	77.91	1.991	12:55:25.017
7 -	33.308	21.688	54.996	79.07	1.175	12:56:20.013
8 -	33.201	21.906	55.107	78.91	1.286	12:57:15.120
9 -	32.489	21.661	54.150 (3)	80.30	0.329	12:58:09.270
10 -	32.574	21.630	54.204	80.22	0.383	12:59:03.474
11 -	32.420	21.506	53.926 (2)	80.64	0.105	12:59:57.400
12 -	32.399	21.925	54.324	80.04	0.503	13:00:51.724

P9 151 S Nick SMITH		Kawasaki ZXR400 - Hi-Precision Engineering Ltd				
IDEAL LAP TIME : 54.674		BEST LAP TIME : 54.964				
		DIFFERENCE : 0.290				
LAP	SECTOR 1	SECTOR 2	LAP TIME	MPH	DIFF	TIME OF DAY
1 -			1:02.414	69.67	7.450	12:50:47.908
2 -	33.071	22.090	55.161	78.83	0.197	12:51:43.069
3 -	33.479	22.266	55.745	78.00	0.781	12:52:38.814
4 -	32.950	22.330	55.280	78.66	0.316	12:53:34.094
5 -	32.584	22.835	55.419	78.46	0.455	12:54:29.513
6 -	33.095	22.478	55.573	78.25	0.609	12:55:25.086
7 -	32.884	22.155	55.039 (2)	79.00	0.075	12:56:20.125
8 -	33.447	22.232	55.679	78.10	0.715	12:57:15.804
9 -	32.808	22.156	54.964 (1)	79.11		12:58:10.768
10 -	32.929	22.123	55.052 (3)	78.99	0.088	12:59:05.820
11 -	32.771	22.324	55.095	78.92	0.131	13:00:00.915
12 -	33.051	22.454	55.505	78.34	0.541	13:00:56.420

BMCRC - MRO Championships 2022 - Rnd 9 @ Brands Hatch Indy

EDlasia Formula 400 & Blue Haze GP

RACE 9 - SECTOR ANALYSIS



SECTOR 1 = FL to I1, SECTOR 2 = I1 to FL, DIFF = Difference To Personal Best Lap, P = Crossed Finish Line in Pit Lane, D = Time Disallowed

P10 52 GP Stephen BAYLEY			Yamaha TZ 250 - Mander Organ Builders			
IDEAL LAP TIME : 53.905		BEST LAP TIME : 54.011		DIFFERENCE : 0.106		
LAP	SECTOR 1	SECTOR 2	LAP TIME	MPH	DIFF	TIME OF DAY
1 -			1:03.007	69.01	8.996	12:50:48.501
2 -	34.391	23.472	57.863	75.15	3.852	12:51:46.364
3 -	34.554	24.237	58.791	73.96	4.780	12:52:45.155
4 -	33.726	21.744	55.470	78.39	1.459	12:53:40.625
5 -	32.656	21.355	54.011 (1)	80.51		12:54:34.636
6 -	33.338	21.519	54.857	79.27	0.846	12:55:29.493
7 -	33.616	22.048	55.664	78.12	1.653	12:56:25.157
8 -	32.550	21.622	54.172 (3)	80.27	0.161	12:57:19.329
9 -	32.953	21.557	54.510	79.77	0.499	12:58:13.839
10 -	32.589	21.471	54.060 (2)	80.44	0.049	12:59:07.899
11 -	32.865	21.613	54.478	79.82	0.467	13:00:02.377
12 -	33.074	21.610	54.684	79.52	0.673	13:00:57.061

P11 88 GP George PRINOS			YAMAHA TZ250 - KAPPA PLANNING LTD			
IDEAL LAP TIME : 54.070		BEST LAP TIME : 54.243		DIFFERENCE : 0.173		
LAP	SECTOR 1	SECTOR 2	LAP TIME	MPH	DIFF	TIME OF DAY
1 -			1:04.397	67.52	10.154	12:50:49.891
2 -	33.865	22.714	56.579	76.85	2.336	12:51:46.470
3 -	34.738	23.254	57.992	74.98	3.749	12:52:44.462
4 -	33.002	21.614	54.616 (2)	79.62	0.373	12:53:39.078
5 -	33.075	22.046	55.121	78.89	0.878	12:54:34.199
6 -	33.276	21.836	55.112	78.90	0.869	12:55:29.311
7 -	33.386	22.434	55.820	77.90	1.577	12:56:25.131
8 -	33.160	21.812	54.972	79.10	0.729	12:57:20.103
9 -	32.456	21.787	54.243 (1)	80.16		12:58:14.346
10 -	32.906	21.768	54.674 (3)	79.53	0.431	12:59:09.020
11 -	33.384	22.386	55.770	77.97	1.527	13:00:04.790
12 -	33.813	22.146	55.959	77.71	1.716	13:01:00.749

P12 17 Sam HIRST			Kawasaki NINJA - Valley Racing			
IDEAL LAP TIME : 54.998		BEST LAP TIME : 55.164		DIFFERENCE : 0.166		
LAP	SECTOR 1	SECTOR 2	LAP TIME	MPH	DIFF	TIME OF DAY
1 -			1:04.108	67.83	8.944	12:50:49.602
2 -	34.290	22.834	57.124	76.12	1.960	12:51:46.726
3 -	34.479	23.471	57.950	75.04	2.786	12:52:44.676
4 -	33.574	22.350	55.924	77.75	0.760	12:53:40.600
5 -	33.009	22.379	55.388	78.51	0.224	12:54:35.988
6 -	32.849	22.376	55.225 (2)	78.74	0.061	12:55:31.213
7 -	32.970	22.194	55.164 (1)	78.83		12:56:26.377
8 -	33.019	22.222	55.241 (3)	78.72	0.077	12:57:21.618
9 -	32.992	22.305	55.297	78.64	0.133	12:58:16.915
10 -	32.804	22.620	55.424	78.46	0.260	12:59:12.339
11 -	33.042	22.388	55.430	78.45	0.266	13:00:07.769
12 -	33.025	22.357	55.382	78.52	0.218	13:01:03.151

BMCRC - MRO Championships 2022 - Rnd 9 @ Brands Hatch Indy

EDlasia Formula 400 & Blue Haze GP

RACE 9 - SECTOR ANALYSIS



SECTOR 1 = FL to I1, SECTOR 2 = I1 to FL, DIFF = Difference To Personal Best Lap, P = Crossed Finish Line in Pit Lane, D = Time Disallowed

P13 1		James SEATH		Kawasaki ZXR400 L9 - Ovenden Earthmoving		
IDEAL LAP TIME : 54.374		BEST LAP TIME : 54.754		DIFFERENCE : 0.380		
LAP	SECTOR 1	SECTOR 2	LAP TIME	MPH	DIFF	TIME OF DAY
1 -			1:02.177	69.93	7.423	12:50:47.671
2 -	34.710	23.299	58.009	74.96	3.255	12:51:45.680
3 -	34.980	24.823	59.803	72.71	5.049	12:52:45.483
4 -	35.471	23.041	58.512	74.31	3.758	12:53:43.995
5 -	34.093	22.861	56.954	76.35	2.200	12:54:40.949
6 -	34.183	22.709	56.892	76.43	2.138	12:55:37.841
7 -	34.593	22.803	57.396	75.76	2.642	12:56:35.237
8 -	34.309	22.595	56.904	76.42	2.150	12:57:32.141
9 -	34.995	22.466	57.461	75.67	2.707	12:58:29.602
10 -	33.131	22.084	55.215 (3)	78.75	0.461	12:59:24.817
11 -	32.994	21.760	54.754 (1)	79.42		13:00:19.571
12 -	32.614	22.217	54.831 (2)	79.30	0.077	13:01:14.402

P14 222 S		Matthew EPPS		Kawasaki ZXR400 - M.E Vehicle Repairs		
IDEAL LAP TIME : 56.058		BEST LAP TIME : 56.133		DIFFERENCE : 0.075		
LAP	SECTOR 1	SECTOR 2	LAP TIME	MPH	DIFF	TIME OF DAY
1 -			1:03.684	68.28	7.551	12:50:49.178
2 -	34.134	23.122	57.256	75.95	1.123	12:51:46.434
3 -	34.943	23.720	58.663	74.12	2.530	12:52:45.097
4 -	33.923	22.589	56.512 (3)	76.95	0.379	12:53:41.609
5 -	33.469	22.664	56.133 (1)	77.46		12:54:37.742
6 -	33.860	22.716	56.576	76.86	0.443	12:55:34.318
7 -	34.057	22.968	57.025	76.25	0.892	12:56:31.343
8 -	33.962	22.729	56.691	76.70	0.558	12:57:28.034
9 -	33.871	22.834	56.705	76.68	0.572	12:58:24.739
10 -	33.967	22.924	56.891	76.43	0.758	12:59:21.630
11 -	33.682	22.908	56.590	76.84	0.457	13:00:18.220
12 -	33.625	22.818	56.443 (2)	77.04	0.310	13:01:14.663

P15 123 S/R		Mark GALLAGHER		Honda RVF 400 -		
IDEAL LAP TIME : 56.766		BEST LAP TIME : 56.939		DIFFERENCE : 0.173		
LAP	SECTOR 1	SECTOR 2	LAP TIME	MPH	DIFF	TIME OF DAY
1 -			1:06.137	65.75	9.198	12:50:51.631
2 -	34.672	22.862	57.534	75.58	0.595	12:51:49.165
3 -	34.357	22.582	56.939 (1)	76.37		12:52:46.104
4 -	34.359	22.612	56.971 (2)	76.33	0.032	12:53:43.075
5 -	34.460	22.845	57.305	75.88	0.366	12:54:40.380
6 -	34.401	22.985	57.386	75.77	0.447	12:55:37.766
7 -	34.396	22.870	57.266	75.93	0.327	12:56:35.032
8 -	34.352	22.850	57.202	76.02	0.263	12:57:32.234
9 -	34.627	22.929	57.556	75.55	0.617	12:58:29.790
10 -	34.184	22.827	57.011 (3)	76.27	0.072	12:59:26.801
11 -	34.472	22.875	57.347	75.82	0.408	13:00:24.148

P16 15 S		Julian DAWE		Honda RVF400 - EM Acoustics		
IDEAL LAP TIME : 57.958		BEST LAP TIME : 57.958		DIFFERENCE : 0.000		
LAP	SECTOR 1	SECTOR 2	LAP TIME	MPH	DIFF	TIME OF DAY
1 -			1:05.796	66.09	7.838	12:50:51.290
2 -	35.678	23.607	59.285	73.35	1.327	12:51:50.575
3 -	35.697	23.341	59.038	73.65	1.080	12:52:49.613
4 -	35.236	23.409	58.645	74.15	0.687	12:53:48.258
5 -	35.494	23.133	58.627	74.17	0.669	12:54:46.885
6 -	36.001	23.977	59.978	72.50	2.020	12:55:46.863
7 -	35.167	23.705	58.872	73.86	0.914	12:56:45.735
8 -	34.936	23.626	58.562	74.25	0.604	12:57:44.297
9 -	34.872	23.086	57.958 (1)	75.03		12:58:42.255
10 -	35.219	23.125	58.344 (3)	74.53	0.386	12:59:40.599
11 -	35.038	23.241	58.279 (2)	74.61	0.321	13:00:38.878

BMCRC - MRO Championships 2022 - Rnd 9 @ Brands Hatch Indy

EDlasia Formula 400 & Blue Haze GP

RACE 9 - SECTOR ANALYSIS



SECTOR 1 = FL to I1, SECTOR 2 = I1 to FL, DIFF = Difference To Personal Best Lap, P = Crossed Finish Line in Pit Lane, D = Time Disallowed

P17 24 S		Harley GODZISZ		Honda NC30 - Mum xx		
IDEAL LAP TIME : 57.812		BEST LAP TIME : 57.862		DIFFERENCE : 0.050		
LAP	SECTOR 1	SECTOR 2	LAP TIME	MPH	DIFF	TIME OF DAY
1 -			1:06.576	65.31	8.714	12:50:52.070
2 -	35.203	23.608	58.811	73.94	0.949	12:51:50.881
3 -	35.605	23.697	59.302	73.32	1.440	12:52:50.183
4 -	34.916	23.533	58.449 (3)	74.39	0.587	12:53:48.632
5 -	35.345	23.307	58.652	74.14	0.790	12:54:47.284
6 -	35.840	23.759	59.599	72.96	1.737	12:55:46.883
7 -	35.390	23.612	59.002	73.70	1.140	12:56:45.885
8 -	35.013	23.608	58.621	74.18	0.759	12:57:44.506
9 -	35.463	23.140	58.603	74.20	0.741	12:58:43.109
10 -	34.672	23.190	57.862 (1)	75.15		12:59:40.971
11 -	35.064	23.227	58.291 (2)	74.60	0.429	13:00:39.262

P18 27 S/R		Felix DORLING		Kawasaki NINJA 400 - Kernow Controls		
IDEAL LAP TIME : 1:05.417		BEST LAP TIME :		DIFFERENCE :		
LAP	SECTOR 1	SECTOR 2	LAP TIME	MPH	DIFF	TIME OF DAY
1 -		26.648	1:55.862	37.53		12:51:41.356

BMCRC - MRO Championships 2022 - Rnd 9 @ Brands Hatch Indy

EDlasia Formula 400 & Blue Haze GP

RACE 9 - BEST SECTORS

SECTOR 1			SECTOR 2			IDEAL / BEST COMPARISON						
POS	NO	NAME	TIME	NO	NAME	TIME	POS	NO	NAME	IDEAL	BEST	DIFF
									PERFECT LAP	51.828		
1	7	DUNN	31.083	50	MORRISON	20.745	1	7	DUNN	51.899	51.903	0.004
2	50	MORRISON	31.270	7	DUNN	20.816	2	50	MORRISON	52.015	52.094	0.079
3	76	STAMPER	31.609	46	SWAIN	21.110	3	46	SWAIN	52.777	52.777	0.000
4	46	SWAIN	31.667	76	STAMPER	21.174	4	76	STAMPER	52.783	52.938	0.155
5	65	MOXON	31.785	65	MOXON	21.311	5	65	MOXON	53.096	53.297	0.201
6	53	WHITING	31.873	52	BAYLEY	21.355	6	53	WHITING	53.291	53.291	0.000
7	60	JOHNSON	31.883	53	WHITING	21.418	7	3	BARRETT	53.494	53.821	0.327
8	3	BARRETT	31.988	3	BARRETT	21.506	8	60	JOHNSON	53.618	53.679	0.061
9	88	PRINOS	32.456	88	PRINOS	21.614	9	52	BAYLEY	53.905	54.011	0.106
10	52	BAYLEY	32.550	60	JOHNSON	21.735	10	88	PRINOS	54.070	54.243	0.173
11	151	SMITH	32.584	1	SEATH	21.760	11	1	SEATH	54.374	54.754	0.380
12	1	SEATH	32.614	151	SMITH	22.090	12	151	SMITH	54.674	54.964	0.290
13	17	HIRST	32.804	17	HIRST	22.194	13	17	HIRST	54.998	55.164	0.166
14	222	EPPS	33.469	123	GALLAGHER	22.582	14	222	EPPS	56.058	56.133	0.075
15	123	GALLAGHER	34.184	222	EPPS	22.589	15	123	GALLAGHER	56.766	56.939	0.173
16	24	GODZISZ	34.672	15	DAWE	23.086	16	24	GODZISZ	57.812	57.862	0.050
17	15	DAWE	34.872	24	GODZISZ	23.140	17	15	DAWE	57.958	57.958	0.000
18	27	DORLING	38.769	27	DORLING	26.648	18	27	DORLING	1:05.417		

BMCRC - MRO Championships 2022 - Rnd 9 @ Brands Hatch Indy

EDlasia Formula 400 & Blue Haze GP

RACE 9 - STATISTICS

Competitors Started	18
Planned Start	2022-10-02 @ 13:05:00.000
Actual Start	2022-10-02 @ 12:49:45.493
Finish Time	2022-10-02 @ 13:00:23.655
Track Length	1.2079mi.
Total Laps	202
Total Distance Covered	244.0050mi.

Session Fastest Lap History

NO	CL	NAME	LAP TIME	TIME OF DAY	LAP	VEHICLE
7	GP	Bruce DUNN	54.059	12:51:37.811	2	Yamaha TZ250
46	GP	Frank SWAIN	53.802	12:51:38.067	2	Honda RS250NX5
50	GP	Sean MORRISON	53.730	12:51:38.234	2	Honda RS 250
7	GP	Bruce DUNN	53.322	12:52:31.133	3	Yamaha TZ250
50	GP	Sean MORRISON	53.105	12:52:31.339	3	Honda RS 250
50	GP	Sean MORRISON	53.031	12:53:24.369	4	Honda RS 250
7	GP	Bruce DUNN	52.797	12:54:17.061	5	Yamaha TZ250
50	GP	Sean MORRISON	52.773	12:54:17.143	5	Honda RS 250
50	GP	Sean MORRISON	52.520	12:55:09.661	6	Honda RS 250
50	GP	Sean MORRISON	52.344	12:56:02.008	7	Honda RS 250
50	GP	Sean MORRISON	52.094	12:57:46.471	9	Honda RS 250
7	GP	Bruce DUNN	52.003	12:57:46.993	9	Yamaha TZ250
7	GP	Bruce DUNN	51.903	13:00:24.172	12	Yamaha TZ250

Session Leader History

NO	CL	NAME	FROM LAP	LAPS LED	DISTANCE	VEHICLE
7	GP	Bruce DUNN	1	5	6.03 miles	Yamaha TZ250
50	GP	Sean MORRISON	6	7	8.45 miles	Honda RS 250

Flag History

TYPE	TIME OF DAY
GREEN	12:49:45.493
FINISH	13:00:23.655

Flag Statistics

TYPE	COUNT	TOTAL LAPS	TOTAL TIME
Green	1	12	11:36.798
Red	0	0	0.000
Safety Car	0	0	0.000
FCY	0	0	0.000

BMCRC - MRO Championships 2022 - Rnd 9 @ Brands Hatch Indy

EDlasia Formula 400 & Blue Haze GP

RACE 9 - STATISTICS

CLASS :

3 Starters

Fastest Lap History

NO	NAME	LAP TIME	TIME OF DAY	LAP	VEHICLE
65	Andrew MOXON	54.230	12:51:40.044	2	Honda VFR 400 NC30
65	Andrew MOXON	53.618	12:52:33.662	3	Honda VFR 400 NC30
65	Andrew MOXON	53.297	12:58:51.470	10	Honda VFR 400 NC30

Leader History

NO	NAME	FROM LAP	LAPS LED	DISTANCE	VEHICLE
65	Andrew MOXON	1	12	14.49 miles	Honda VFR 400 NC30

BMCRC - MRO Championships 2022 - Rnd 9 @ Brands Hatch Indy

EDlasia Formula 400 & Blue Haze GP

RACE 9 - STATISTICS

CLASS : S

4 Starters

Fastest Lap History

NO	NAME	LAP TIME	TIME OF DAY	LAP	VEHICLE
151	Nick SMITH	55.161	12:51:43.079	2	Kawasaki ZXR400
151	Nick SMITH	55.039	12:56:20.136	7	Kawasaki ZXR400
151	Nick SMITH	54.964	12:58:10.778	9	Kawasaki ZXR400

Leader History

NO	NAME	FROM LAP	LAPS LED	DISTANCE	VEHICLE
151	Nick SMITH	1	12	14.49 miles	Kawasaki ZXR400

BMCRC - MRO Championships 2022 - Rnd 9 @ Brands Hatch Indy

EDlasia Formula 400 & Blue Haze GP

RACE 9 - STATISTICS

CLASS : S/R

2 Starters

Fastest Lap History

NO	NAME	LAP TIME	TIME OF DAY	LAP	VEHICLE
123	Mark GALLAGHER	57.534	12:51:49.178	2	Honda RVF 400
123	Mark GALLAGHER	56.939	12:52:46.118	3	Honda RVF 400

Leader History

NO	NAME	FROM LAP	LAPS LED	DISTANCE	VEHICLE
123	Mark GALLAGHER	1	11	13.28 miles	Honda RVF 400

BMCRC - MRO Championships 2022 - Rnd 9 @ Brands Hatch Indy

EDlasia Formula 400 & Blue Haze GP

RACE 9 - STATISTICS

CLASS : GP

9 Starters

Fastest Lap History

NO	NAME	LAP TIME	TIME OF DAY	LAP	VEHICLE
7	Bruce DUNN	54.059	12:51:37.811	2	Yamaha TZ250
46	Frank SWAIN	53.802	12:51:38.067	2	Honda RS250NX5
50	Sean MORRISON	53.730	12:51:38.234	2	Honda RS 250
7	Bruce DUNN	53.322	12:52:31.133	3	Yamaha TZ250
50	Sean MORRISON	53.105	12:52:31.339	3	Honda RS 250
50	Sean MORRISON	53.031	12:53:24.369	4	Honda RS 250
7	Bruce DUNN	52.797	12:54:17.061	5	Yamaha TZ250
50	Sean MORRISON	52.773	12:54:17.143	5	Honda RS 250
50	Sean MORRISON	52.520	12:55:09.661	6	Honda RS 250
50	Sean MORRISON	52.344	12:56:02.008	7	Honda RS 250
50	Sean MORRISON	52.094	12:57:46.471	9	Honda RS 250
7	Bruce DUNN	52.003	12:57:46.993	9	Yamaha TZ250
7	Bruce DUNN	51.903	13:00:24.172	12	Yamaha TZ250

Leader History

NO	NAME	FROM LAP	LAPS LED	DISTANCE	VEHICLE
7	Bruce DUNN	1	5	6.03 miles	Yamaha TZ250
50	Sean MORRISON	6	7	8.45 miles	Honda RS 250

BMCRC - MRO Championships 2022 - Rnd 9 @ Brands Hatch Indy

EDlasia Formula 400 & Blue Haze GP

RACE 19 - GRID (12 Laps)



ROW 8			22	77	Tom WEEDEN									
ROW 7		21	577	Richard BUCKHAM	20	12	Adrian MARTIN	19	64	Phil ELLIS				
ROW 6	18	27	Felix DORLING	17	57.958	15	Julian DAWE	16	57.862	24	Harley GODZISZ			
ROW 5			56.939	15	123	Mark GALLAGHER	14	56.133	222	Matthew EPPS	13	55.164	17	Sam HIRST
ROW 4	12	54.964	151	Nick SMITH	11	54.754	1	James SEATH	10	54.243	88	George PRINOS		
ROW 3			54.011	9	52	Stephen BAYLEY	8	53.821	3	Tom BARRETT	7	53.679	60	Anthony JOHNSON
ROW 2	6	53.297	65	Andrew MOXON	5	53.291	53	Mark WHITING	4	52.938	76	Jonathan STAMPER		
ROW 1			52.777	3	46	Frank SWAIN	2	52.094	50	Sean MORRISON	1	51.903	7	Bruce DUNN
														Pole

Brands Hatch Indy: 1.2079 miles

These results are provisional until the conclusion of any judicial and technical matters.

Clerk Of Course :	Stewards :	Timekeeper : <i>Craig Smith</i>
-------------------	------------	------------------------------------

Results can be found at www.tsl-timing.com

Printed - 13:03 Sunday, 02 October 2022



BMCRC - MRO Championships 2022 - Rnd 9 @ Brands Hatch Indy

EDlasia Formula 400 & Blue Haze GP

RACE 19 - CLASSIFICATION



POS	NO	CL	PIC NAME	ENTRY	LAPS	TIME	GAP	DIFF	MPH	BEST	ON
1	7	GP	1 Bruce DUNN	Yamaha TZ250 - Bilstein UK	12	10:31.398			82.64	51.944	8
2	50	GP	2 Sean MORRISON	Honda RS 250 - Fincham's two strokes	12	10:32.928	1.530	1.530	82.44	51.892	8
3	46	GP	3 Frank SWAIN	Honda RS250NX5 - Mick Fincham racing	12	10:40.125	8.727	7.197	81.52	52.301	2
4	60	GP	4 Anthony JOHNSON	Yamaha TZ 250 3YL -	12	10:44.662	13.264	4.537	80.94	52.655	9
5	65		1 Andrew MOXON	Honda VFR 400 NC30 - Vanguard motorsport Uckfie	12	10:52.092	20.694	7.430	80.02	53.451	5
6	53	GP	5 Mark WHITING	Yamaha TZ250 - Mark whiting	12	10:57.507	26.109	5.415	79.36	53.640	5
7	52	GP	6 Stephen BAYLEY	Yamaha TZ 250 - Mander Organ Builders	12	11:03.384	31.986	5.877	78.66	54.082	10
8	151	S	1 Nick SMITH	Kawasaki ZXR400 - Hi-Precision Engineering Ltd	12	11:03.445	32.047	0.061	78.65	54.507	10
9	3	GP	7 Tom BARRETT	Honda RS250 - The Two Stroke Workshop	12	11:03.943	32.545	0.498	78.59	53.835	10
10	88	GP	8 George PRINOS	YAMAHA TZ250 - KAPPA PLANNING LTD	12	11:11.848	40.450	7.905	77.67	54.616	7
11	222	S	2 Matthew EPPS	KAWASAKI ZXR400 - M.E Vehicle Repairs	12	11:12.098	40.700	0.250	77.64	55.149	10
12	17		2 Sam HIRST	Kawasaki NINJA - Valley Racing	12	11:12.806	41.408	0.708	77.56	54.740	4
13	27	S/R	1 Felix DORLING	Kawasaki NINJA 400 - Kernow Controls	12	11:16.449	45.051	3.643	77.14	54.720	12
14	123	S/R	2 Mark GALLAGHER	Honda RVF 400 -	11	10:45.083	1 Lap	1 Lap	74.15	57.655	3
15	24	S	3 Harley GODZISZ	Honda NC30 - Mum xx	11	10:45.235	1 Lap	0.152	74.13	57.021	10
16	15	S	4 Julian DAWE	Honda RVF400 - EM Acoustics	11	10:50.275	1 Lap	5.040	73.56	57.870	10

NOT CLASSIFIED

DNF	76	GP	Jonathan STAMPER	Yamaha TZ250 -	10	8:57.159	2 Laps	1 Lap	80.95	52.718	4
-----	----	----	------------------	----------------	----	----------	--------	-------	-------	--------	---

FASTEST LAP

50	GP	Sean MORRISON	Honda RS 250 - Fincham's two strokes	8	51.892	83.80 mph	134.86 kph
65		Andrew MOXON	Honda VFR 400 NC30 - Vanguard motorsport Uckfie	5	53.451	81.35 mph	130.93 kph
151	S	Nick SMITH	Kawasaki ZXR400 - Hi-Precision Engineering Ltd	10	54.507	79.78 mph	128.39 kph
27	S/R	Felix DORLING	Kawasaki NINJA 400 - Kernow Controls	12	54.720	79.47 mph	127.89 kph

Class GP - 92.5% of Race Speed = 76.44 mph

Class - 92.5% of Race Speed = 74.01 mph

Class S - 92.5% of Race Speed = 72.75 mph

Class S/R - 92.5% of Race Speed = 71.35 mph

Weather / Track : Sunny / Dry

These results are provisional until the conclusion of any judicial and technical matters.

Race Distance: 12 Laps / 14.49 miles

Brands Hatch Indy: 1.2079 miles

Date: 02/10/2022 Start: 16:14 Finish: 16:24

Clerk Of Course :	Stewards :	Timekeeper : <i>Craig Smith</i>
-------------------	------------	------------------------------------

Results can be found at www.tsl-timing.com

Printed - 16:26 Sunday, 02 October 2022



BMCRC - MRO Championships 2022 - Rnd 9 @ Brands Hatch Indy

EDlasia Formula 400 & Blue Haze GP

RACE 19 - LAP CHART

LAP 1 @ 16:15:16.551

NO	BEHIND	LAP TIME
7		57.271
46	0.316	57.587
50	0.490	57.761
53	1.300	58.571
76	2.224	59.495
65	2.485	59.756
60	3.158	1:00.429
151	3.463	1:00.734
52	3.565	1:00.836
3	4.111	1:01.382
222	4.203	1:01.474
88	5.279	1:02.550
17	6.170	1:03.441
123	7.054	1:04.325
15	8.017	1:05.288
27	8.081	1:05.352
24	8.711	1:05.982

LAP 2 @ 16:16:08.630

NO	BEHIND	LAP TIME
7		52.079
46	0.538	52.301
50	1.046	52.635
76	2.978	52.833
53	3.142	53.921
65	4.031	53.625
60	4.087	53.008
151	6.003	54.619
52	6.772	55.286
3	6.980	54.948
222	7.674	55.550
88	8.369	55.169
17	9.374	55.283
123	12.827	57.852
27	12.969	56.967
15	14.948	59.010
24	15.041	58.409

LAP 3 @ 16:17:00.836

NO	BEHIND	LAP TIME
7		52.206
50	1.467	52.627
46	1.809	53.477
76	3.559	52.787
53	5.099	54.163
60	5.225	53.344
65	5.344	53.519
151	8.777	54.980
52	9.808	55.242
3	9.875	55.101
222	10.644	55.176
88	10.969	54.806
17	12.256	55.088
27	16.636	55.873
123	18.276	57.655
15	21.218	58.476
24	21.629	58.794

LAP 4 @ 16:17:53.349

NO	BEHIND	LAP TIME
7		52.513

50	1.358	52.404
46	2.103	52.807
76	3.764	52.718
60	5.830	53.118
65	6.863	54.032
53	7.152	54.566
151	11.083	54.819
52	12.761	55.466
3	12.950	55.588
88	13.498	55.042
222	13.906	55.775
17	14.483	54.740
27	20.194	56.071
123	23.636	57.873
15	27.452	58.747
24	27.577	58.461

LAP 5 @ 16:18:45.647

NO	BEHIND	LAP TIME
7		52.298
50	1.428	52.368
46	2.841	53.036
76	4.446	52.980
60	6.730	53.198
65	8.016	53.451
53	8.494	53.640
151	13.681	54.896
52	15.377	54.914
3	15.817	55.165
88	16.369	55.169
222	17.103	55.495
17	17.795	55.610
27	23.371	55.475
123	29.421	58.083
24	34.032	58.753
15	34.526	59.372

LAP 6 @ 16:19:37.631

NO	BEHIND	LAP TIME
7		51.984
50	1.718	52.274
46	3.692	52.835
76	5.581	53.119
60	7.840	53.094
65	9.564	53.532
53	10.597	54.087
151	16.477	54.780
52	17.813	54.420
3	18.373	54.540
88	19.307	54.922
222	20.836	55.717
17	21.166	55.355
27	26.784	55.397
123	35.450	58.013
24	39.500	57.452
15	41.081	58.539

LAP 7 @ 16:20:29.667

NO	BEHIND	LAP TIME
7		52.036
50	1.818	52.136
46	4.371	52.715
76	7.033	53.488
60	8.922	53.118

65	11.378	53.850
53	12.804	54.243
151	19.023	54.582
52	20.073	54.296
3	20.619	54.282
88	21.887	54.616
222	24.406	55.606
17	24.968	55.838
27	30.065	55.317
123	41.879	58.465
24	44.823	57.359
15	47.558	58.513

LAP 8 @ 16:21:21.611

NO	BEHIND	LAP TIME
7		51.944
50	1.766	51.892
46	5.286	52.859
76	8.505	53.416
60	9.866	52.888
65	13.305	53.871
53	15.580	54.720
151	21.639	54.560
52	22.851	54.722
3	23.402	54.727
88	24.828	54.885
222	27.713	55.251
17	28.413	55.389
27	33.589	55.468
123	48.427	58.492
24	50.517	57.638

LAP 9 @ 16:22:13.976

NO	BEHIND	LAP TIME
7		52.365
50	1.383	51.982
15	1 Lap	58.245
46	6.076	53.155
76	9.356	53.216
60	10.156	52.655
65	14.515	53.575
53	18.167	54.952
151	23.926	54.652
52	24.857	54.371
3	25.661	54.624
88	28.157	55.694
222	30.782	55.434
17	31.655	55.607
27	36.622	55.398

LAP 10 @ 16:23:06.046

NO	BEHIND	LAP TIME
7		52.070
50	1.266	51.953
123	1 Lap	58.161
24	1 Lap	57.386
46	7.093	53.087
15	1 Lap	57.978
76	10.393	53.107
60	11.041	52.955
65	16.961	54.516
53	20.971	54.874
151	26.363	54.507
52	26.869	54.082

3	27.426	53.835
88	32.241	56.154
222	33.861	55.149
17	34.409	54.824
27	39.641	55.089

LAP 11 @ 16:23:58.351

NO	BEHIND	LAP TIME
7		52.305
50	1.544	52.583
46	7.491	52.703
123	1 Lap	58.156
24	1 Lap	57.021
60	12.198	53.462
15	1 Lap	57.870
65	18.896	54.240
53	23.491	54.825
151	28.983	54.925
52	29.224	54.660
3	29.880	54.759
88	36.391	56.455
222	37.048	55.492
17	37.800	55.696
27	42.658	55.322

LAP 12 @ 16:24:50.678

NO	BEHIND	LAP TIME
7		52.327
50	1.530	52.313
46	8.727	53.563
60	13.264	53.393
123	1 Lap	58.008
24	1 Lap	57.980
15	1 Lap	58.237
65	20.694	54.125
53	26.109	54.945
52	31.986	55.089
151	32.047	55.391
3	32.545	54.992
88	40.450	56.386
222	40.700	55.979
17	41.408	55.935
27	45.051	54.720

BMCRC - MRO Championships 2022 - Rnd 9 @ Brands Hatch Indy

EDlasia Formula 400 & Blue Haze GP

RACE 19 - SECTOR ANALYSIS



SECTOR 1 = FL to I1, SECTOR 2 = I1 to FL, DIFF = Difference To Personal Best Lap, P = Crossed Finish Line in Pit Lane, D = Time Disallowed

P1		7 GP		Bruce DUNN		Yamaha TZ250 - Bilstein UK	
IDEAL LAP TIME : 51.729		BEST LAP TIME : 51.944		DIFFERENCE : 0.215			
LAP	SECTOR 1	SECTOR 2	LAP TIME	MPH	DIFF	TIME OF DAY	
1 -		20.984	57.271	75.93	5.327	16:15:16.551	
2 -	31.085	20.994	52.079	83.50	0.135	16:16:08.630	
3 -	31.200	21.006	52.206	83.29	0.262	16:17:00.836	
4 -	31.445	21.068	52.513	82.81	0.569	16:17:53.349	
5 -	31.294	21.004	52.298	83.15	0.354	16:18:45.647	
6 -	30.834	21.150	51.984 (2)	83.65	0.040	16:19:37.631	
7 -	31.141	20.895	52.036 (3)	83.56	0.092	16:20:29.667	
8 -	31.008	20.936	51.944 (1)	83.71		16:21:21.611	
9 -	31.092	21.273	52.365	83.04	0.421	16:22:13.976	
10 -	30.972	21.098	52.070	83.51	0.126	16:23:06.046	
11 -	31.220	21.085	52.305	83.13	0.361	16:23:58.351	
12 -	31.050	21.277	52.327	83.10	0.383	16:24:50.678	

P2		50 GP		Sean MORRISON		Honda RS 250 - Fincham's two strokes	
IDEAL LAP TIME : 51.784		BEST LAP TIME : 51.892		DIFFERENCE : 0.108			
LAP	SECTOR 1	SECTOR 2	LAP TIME	MPH	DIFF	TIME OF DAY	
1 -		21.097	57.761	75.28	5.869	16:15:17.041	
2 -	31.778	20.857	52.635	82.61	0.743	16:16:09.676	
3 -	31.548	21.079	52.627	82.63	0.735	16:17:02.303	
4 -	31.527	20.877	52.404	82.98	0.512	16:17:54.707	
5 -	31.514	20.854	52.368	83.03	0.476	16:18:47.075	
6 -	31.302	20.972	52.274	83.18	0.382	16:19:39.349	
7 -	31.454	20.682	52.136	83.40	0.244	16:20:31.485	
8 -	31.128	20.764	51.892 (1)	83.80		16:21:23.377	
9 -	31.193	20.789	51.982 (3)	83.65	0.090	16:22:15.359	
10 -	31.152	20.801	51.953 (2)	83.70	0.061	16:23:07.312	
11 -	31.927	20.656	52.583	82.69	0.691	16:23:59.895	
12 -	31.361	20.952	52.313	83.12	0.421	16:24:52.208	

P3		46 GP		Frank SWAIN		Honda RS250NX5 - Mick Fincham racing	
IDEAL LAP TIME : 52.126		BEST LAP TIME : 52.301		DIFFERENCE : 0.175			
LAP	SECTOR 1	SECTOR 2	LAP TIME	MPH	DIFF	TIME OF DAY	
1 -		21.034	57.587	75.51	5.286	16:15:16.867	
2 -	31.349	20.952	52.301 (1)	83.14		16:16:09.168	
3 -	31.174	22.303	53.477	81.31	1.176	16:17:02.645	
4 -	31.722	21.085	52.807	82.34	0.506	16:17:55.452	
5 -	31.817	21.219	53.036	81.99	0.735	16:18:48.488	
6 -	31.540	21.295	52.835	82.30	0.534	16:19:41.323	
7 -	31.641	21.074	52.715 (3)	82.49	0.414	16:20:34.038	
8 -	31.576	21.283	52.859	82.26	0.558	16:21:26.897	
9 -	31.915	21.240	53.155	81.80	0.854	16:22:20.052	
10 -	31.598	21.489	53.087	81.91	0.786	16:23:13.139	
11 -	31.555	21.148	52.703 (2)	82.51	0.402	16:24:05.842	
12 -	31.625	21.938	53.563	81.18	1.262	16:24:59.405	

BMCRC - MRO Championships 2022 - Rnd 9 @ Brands Hatch Indy

EDlasia Formula 400 & Blue Haze GP

RACE 19 - SECTOR ANALYSIS



SECTOR 1 = FL to I1, SECTOR 2 = I1 to FL, DIFF = Difference To Personal Best Lap, P = Crossed Finish Line in Pit Lane, D = Time Disallowed

P4 60 GP Anthony JOHNSON		Yamaha TZ 250 3YL -				
IDEAL LAP TIME : 52.655		BEST LAP TIME : 52.655		DIFFERENCE : 0.000		
LAP	SECTOR 1	SECTOR 2	LAP TIME	MPH	DIFF	TIME OF DAY
1 -		21.664	1:00.429	71.96	7.774	16:15:19.709
2 -	31.640	21.368	53.008	82.03	0.353	16:16:12.717
3 -	31.637	21.707	53.344	81.52	0.689	16:17:06.061
4 -	31.608	21.510	53.118	81.86	0.463	16:17:59.179
5 -	31.704	21.494	53.198	81.74	0.543	16:18:52.377
6 -	31.688	21.406	53.094	81.90	0.439	16:19:45.471
7 -	31.603	21.515	53.118	81.86	0.463	16:20:38.589
8 -	31.580	21.308	52.888 (2)	82.22	0.233	16:21:31.477
9 -	31.474	21.181	52.655 (1)	82.58		16:22:24.132
10 -	31.747	21.208	52.955 (3)	82.11	0.300	16:23:17.087
11 -	31.565	21.897	53.462	81.34	0.807	16:24:10.549
12 -	31.569	21.824	53.393	81.44	0.738	16:25:03.942

P5 65 Andrew MOXON		Honda VFR 400 NC30 - Vanguard motorsport Uckfield + DART I				
IDEAL LAP TIME : 53.175		BEST LAP TIME : 53.451		DIFFERENCE : 0.276		
LAP	SECTOR 1	SECTOR 2	LAP TIME	MPH	DIFF	TIME OF DAY
1 -		21.587	59.756	72.77	6.305	16:15:19.036
2 -	32.151	21.474	53.625	81.09	0.174	16:16:12.661
3 -	32.156	21.363	53.519 (2)	81.25	0.068	16:17:06.180
4 -	32.533	21.499	54.032	80.48	0.581	16:18:00.212
5 -	31.812	21.639	53.451 (1)	81.35		16:18:53.663
6 -	31.967	21.565	53.532 (3)	81.23	0.081	16:19:47.195
7 -	32.277	21.573	53.850	80.75	0.399	16:20:41.045
8 -	32.259	21.612	53.871	80.72	0.420	16:21:34.916
9 -	31.948	21.627	53.575	81.16	0.124	16:22:28.491
10 -	32.605	21.911	54.516	79.76	1.065	16:23:23.007
11 -	32.301	21.939	54.240	80.17	0.789	16:24:17.247
12 -	32.413	21.712	54.125	80.34	0.674	16:25:11.372

P6 53 GP Mark WHITING		Yamaha TZ250 - Mark whiting				
IDEAL LAP TIME : 53.244		BEST LAP TIME : 53.640		DIFFERENCE : 0.396		
LAP	SECTOR 1	SECTOR 2	LAP TIME	MPH	DIFF	TIME OF DAY
1 -		21.310	58.571	74.24	4.931	16:15:17.851
2 -	32.014	21.907	53.921 (2)	80.64	0.281	16:16:11.772
3 -	32.378	21.785	54.163	80.28	0.523	16:17:05.935
4 -	32.856	21.710	54.566	79.69	0.926	16:18:00.501
5 -	31.934	21.706	53.640 (1)	81.07		16:18:54.141
6 -	32.091	21.996	54.087 (3)	80.40	0.447	16:19:48.228
7 -	32.209	22.034	54.243	80.16	0.603	16:20:42.471
8 -	32.548	22.172	54.720	79.47	1.080	16:21:37.191
9 -	32.867	22.085	54.952	79.13	1.312	16:22:32.143
10 -	32.790	22.084	54.874	79.24	1.234	16:23:27.017
11 -	32.688	22.137	54.825	79.31	1.185	16:24:21.842
12 -	32.608	22.337	54.945	79.14	1.305	16:25:16.787

BMCRC - MRO Championships 2022 - Rnd 9 @ Brands Hatch Indy

EDlasia Formula 400 & Blue Haze GP

RACE 19 - SECTOR ANALYSIS



SECTOR 1 = FL to I1, SECTOR 2 = I1 to FL, DIFF = Difference To Personal Best Lap, P = Crossed Finish Line in Pit Lane, D = Time Disallowed

P7 52 GP Stephen BAYLEY		Yamaha TZ 250 - Mander Organ Builders				
IDEAL LAP TIME : 53.917		BEST LAP TIME : 54.082		DIFFERENCE : 0.165		
LAP	SECTOR 1	SECTOR 2	LAP TIME	MPH	DIFF	TIME OF DAY
1 -		21.684	1:00.836	71.48	6.754	16:15:20.116
2 -	33.477	21.809	55.286	78.65	1.204	16:16:15.402
3 -	32.762	22.480	55.242	78.71	1.160	16:17:10.644
4 -	33.598	21.868	55.466	78.40	1.384	16:18:06.110
5 -	33.217	21.697	54.914	79.18	0.832	16:19:01.024
6 -	32.760	21.660	54.420	79.90	0.338	16:19:55.444
7 -	32.742	21.554	54.296 (2)	80.09	0.214	16:20:49.740
8 -	33.109	21.613	54.722	79.46	0.640	16:21:44.462
9 -	32.917	21.454	54.371 (3)	79.98	0.289	16:22:38.833
10 -	32.699	21.383	54.082 (1)	80.40		16:23:32.915
11 -	32.534	22.126	54.660	79.55	0.578	16:24:27.575
12 -	32.911	22.178	55.089	78.93	1.007	16:25:22.664

P8 151 S Nick SMITH		Kawasaki ZXR400 - Hi-Precision Engineering Ltd				
IDEAL LAP TIME : 54.389		BEST LAP TIME : 54.507		DIFFERENCE : 0.118		
LAP	SECTOR 1	SECTOR 2	LAP TIME	MPH	DIFF	TIME OF DAY
1 -		22.182	1:00.734	71.60	6.227	16:15:20.014
2 -	32.505	22.114	54.619	79.61	0.112	16:16:14.633
3 -	32.950	22.030	54.980	79.09	0.473	16:17:09.613
4 -	32.684	22.135	54.819	79.32	0.312	16:18:04.432
5 -	32.825	22.071	54.896	79.21	0.389	16:18:59.328
6 -	32.556	22.224	54.780	79.38	0.273	16:19:54.108
7 -	32.548	22.034	54.582 (3)	79.67	0.075	16:20:48.690
8 -	32.470	22.090	54.560 (2)	79.70	0.053	16:21:43.250
9 -	32.700	21.952	54.652	79.56	0.145	16:22:37.902
10 -	32.588	21.919	54.507 (1)	79.78		16:23:32.409
11 -	32.737	22.188	54.925	79.17	0.418	16:24:27.334
12 -	33.044	22.347	55.391	78.50	0.884	16:25:22.725

P9 3 GP Tom BARRETT		Honda RS250 - The Two Stroke Workshop				
IDEAL LAP TIME : 53.835		BEST LAP TIME : 53.835		DIFFERENCE : 0.000		
LAP	SECTOR 1	SECTOR 2	LAP TIME	MPH	DIFF	TIME OF DAY
1 -		21.708	1:01.382	70.84	7.547	16:15:20.662
2 -	33.028	21.920	54.948	79.14	1.113	16:16:15.610
3 -	32.685	22.416	55.101	78.92	1.266	16:17:10.711
4 -	33.643	21.945	55.588	78.22	1.753	16:18:06.299
5 -	33.317	21.848	55.165	78.82	1.330	16:19:01.464
6 -	32.537	22.003	54.540 (3)	79.73	0.705	16:19:56.004
7 -	32.823	21.459	54.282 (2)	80.11	0.447	16:20:50.286
8 -	32.723	22.004	54.727	79.45	0.892	16:21:45.013
9 -	32.762	21.862	54.624	79.60	0.789	16:22:39.637
10 -	32.447	21.388	53.835 (1)	80.77		16:23:33.472
11 -	32.675	22.084	54.759	79.41	0.924	16:24:28.231
12 -	32.717	22.275	54.992	79.07	1.157	16:25:23.223

BMCRC - MRO Championships 2022 - Rnd 9 @ Brands Hatch Indy

EDlasia Formula 400 & Blue Haze GP

RACE 19 - SECTOR ANALYSIS



SECTOR 1 = FL to I1, SECTOR 2 = I1 to FL, DIFF = Difference To Personal Best Lap, P = Crossed Finish Line in Pit Lane, D = Time Disallowed

P10 88 GP		George PRINOS		YAMAHA TZ250 - KAPPA PLANNING LTD			
IDEAL LAP TIME : 54.386		BEST LAP TIME : 54.616		DIFFERENCE : 0.230			
LAP	SECTOR 1	SECTOR 2	LAP TIME	MPH	DIFF	TIME OF DAY	
1 -		22.082	1:02.550	69.52	7.934	16:15:21.830	
2 -	33.346	21.823	55.169	78.82	0.553	16:16:16.999	
3 -	32.754	22.052	54.806 (2)	79.34	0.190	16:17:11.805	
4 -	32.920	22.122	55.042	79.00	0.426	16:18:06.847	
5 -	33.151	22.018	55.169	78.82	0.553	16:19:02.016	
6 -	33.115	21.807	54.922	79.17	0.306	16:19:56.938	
7 -	32.984	21.632	54.616 (1)	79.62		16:20:51.554	
8 -	33.004	21.881	54.885 (3)	79.23	0.269	16:21:46.439	
9 -	33.370	22.324	55.694	78.08	1.078	16:22:42.133	
10 -	33.912	22.242	56.154	77.44	1.538	16:23:38.287	
11 -	33.796	22.659	56.455	77.02	1.839	16:24:34.742	
12 -	33.872	22.514	56.386	77.12	1.770	16:25:31.128	

P11 222 S		Matthew EPPS		Kawasaki ZXR400 - M.E Vehicle Repairs			
IDEAL LAP TIME : 55.067		BEST LAP TIME : 55.149		DIFFERENCE : 0.082			
LAP	SECTOR 1	SECTOR 2	LAP TIME	MPH	DIFF	TIME OF DAY	
1 -		22.240	1:01.474	70.73	6.325	16:15:20.754	
2 -	33.438	22.112	55.550	78.28	0.401	16:16:16.304	
3 -	33.052	22.124	55.176 (2)	78.81	0.027	16:17:11.480	
4 -	33.288	22.487	55.775	77.96	0.626	16:18:07.255	
5 -	33.220	22.275	55.495	78.36	0.346	16:19:02.750	
6 -	33.402	22.315	55.717	78.04	0.568	16:19:58.467	
7 -	33.194	22.412	55.606	78.20	0.457	16:20:54.073	
8 -	33.024	22.227	55.251 (3)	78.70	0.102	16:21:49.324	
9 -	33.140	22.294	55.434	78.44	0.285	16:22:44.758	
10 -	32.955	22.194	55.149 (1)	78.85		16:23:39.907	
11 -	33.001	22.491	55.492	78.36	0.343	16:24:35.399	
12 -	33.427	22.552	55.979	77.68	0.830	16:25:31.378	

P12 17		Sam HIRST		Kawasaki NINJA - Valley Racing			
IDEAL LAP TIME : 54.675		BEST LAP TIME : 54.740		DIFFERENCE : 0.065			
LAP	SECTOR 1	SECTOR 2	LAP TIME	MPH	DIFF	TIME OF DAY	
1 -		22.323	1:03.441	68.54	8.701	16:15:22.721	
2 -	32.909	22.374	55.283	78.66	0.543	16:16:18.004	
3 -	32.856	22.232	55.088 (3)	78.93	0.348	16:17:13.092	
4 -	32.790	21.950	54.740 (1)	79.44		16:18:07.832	
5 -	33.048	22.562	55.610	78.19	0.870	16:19:03.442	
6 -	32.837	22.518	55.355	78.55	0.615	16:19:58.797	
7 -	33.130	22.708	55.838	77.87	1.098	16:20:54.635	
8 -	32.855	22.534	55.389	78.51	0.649	16:21:50.024	
9 -	32.806	22.801	55.607	78.20	0.867	16:22:45.631	
10 -	32.725	22.099	54.824 (2)	79.31	0.084	16:23:40.455	
11 -	32.856	22.840	55.696	78.07	0.956	16:24:36.151	
12 -	33.031	22.904	55.935	77.74	1.195	16:25:32.086	

BMCRC - MRO Championships 2022 - Rnd 9 @ Brands Hatch Indy

EDlasia Formula 400 & Blue Haze GP

RACE 19 - SECTOR ANALYSIS



SECTOR 1 = FL to I1, SECTOR 2 = I1 to FL, DIFF = Difference To Personal Best Lap, P = Crossed Finish Line in Pit Lane, D = Time Disallowed

P13 27 S/R Felix DORLING		Kawasaki NINJA 400 - Kernow Controls				
IDEAL LAP TIME : 54.720		BEST LAP TIME : 54.720		DIFFERENCE : 0.000		
LAP	SECTOR 1	SECTOR 2	LAP TIME	MPH	DIFF	TIME OF DAY
1 -		23.208	1:05.352	66.54	10.632	16:15:24.632
2 -	33.975	22.992	56.967	76.33	2.247	16:16:21.599
3 -	33.323	22.550	55.873	77.83	1.153	16:17:17.472
4 -	33.307	22.764	56.071	77.55	1.351	16:18:13.543
5 -	32.979	22.496	55.475	78.38	0.755	16:19:09.018
6 -	32.964	22.433	55.397	78.49	0.677	16:20:04.415
7 -	32.989	22.328	55.317 (3)	78.61	0.597	16:20:59.732
8 -	33.126	22.342	55.468	78.39	0.748	16:21:55.200
9 -	32.989	22.409	55.398	78.49	0.678	16:22:50.598
10 -	32.890	22.199	55.089 (2)	78.93	0.369	16:23:45.687
11 -	32.802	22.520	55.322	78.60	0.602	16:24:41.009
12 -	32.591	22.129	54.720 (1)	79.47		16:25:35.729

P14 123 S/R Mark GALLAGHER		Honda RVF 400 -				
IDEAL LAP TIME : 57.531		BEST LAP TIME : 57.655		DIFFERENCE : 0.124		
LAP	SECTOR 1	SECTOR 2	LAP TIME	MPH	DIFF	TIME OF DAY
1 -		23.042	1:04.325	67.60	6.670	16:15:23.605
2 -	34.750	23.102	57.852 (2)	75.16	0.197	16:16:21.457
3 -	34.804	22.851	57.655 (1)	75.42		16:17:19.112
4 -	34.858	23.015	57.873 (3)	75.14	0.218	16:18:16.985
5 -	35.001	23.082	58.083	74.86	0.428	16:19:15.068
6 -	34.680	23.333	58.013	74.95	0.358	16:20:13.081
7 -	35.113	23.352	58.465	74.37	0.810	16:21:11.546
8 -	35.110	23.382	58.492	74.34	0.837	16:22:10.038
9 -	35.290	22.871	58.161	74.76	0.506	16:23:08.199
10 -	35.025	23.131	58.156	74.77	0.501	16:24:06.355
11 -	34.818	23.190	58.008	74.96	0.353	16:25:04.363

P15 24 S Harley GODZISZ		Honda NC30 - Mum xx				
IDEAL LAP TIME : 56.993		BEST LAP TIME : 57.021		DIFFERENCE : 0.028		
LAP	SECTOR 1	SECTOR 2	LAP TIME	MPH	DIFF	TIME OF DAY
1 -		23.556	1:05.982	65.90	8.961	16:15:25.262
2 -	34.993	23.416	58.409	74.45	1.388	16:16:23.671
3 -	35.340	23.454	58.794	73.96	1.773	16:17:22.465
4 -	34.614	23.847	58.461	74.38	1.440	16:18:20.926
5 -	35.268	23.485	58.753	74.01	1.732	16:19:19.679
6 -	34.261	23.191	57.452	75.69	0.431	16:20:17.131
7 -	34.219	23.140	57.359 (2)	75.81	0.338	16:21:14.490
8 -	34.520	23.118	57.638	75.44	0.617	16:22:12.128
9 -	34.441	22.945	57.386 (3)	75.77	0.365	16:23:09.514
10 -	34.247	22.774	57.021 (1)	76.26		16:24:06.535
11 -	34.698	23.282	57.980	75.00	0.959	16:25:04.515

P16 15 S Julian DAWE		Honda RVF400 - EM Acoustics				
IDEAL LAP TIME : 57.655		BEST LAP TIME : 57.870		DIFFERENCE : 0.215		
LAP	SECTOR 1	SECTOR 2	LAP TIME	MPH	DIFF	TIME OF DAY
1 -		23.479	1:05.288	66.60	7.418	16:15:24.568
2 -	35.455	23.555	59.010	73.69	1.140	16:16:23.578
3 -	35.229	23.247	58.476	74.36	0.606	16:17:22.054
4 -	34.805	23.942	58.747	74.02	0.877	16:18:20.801
5 -	35.841	23.531	59.372	73.24	1.502	16:19:20.173
6 -	35.212	23.327	58.539	74.28	0.669	16:20:18.712
7 -	35.306	23.207	58.513	74.31	0.643	16:21:17.225
8 -	35.002	23.243	58.245	74.66	0.375	16:22:15.470
9 -	35.006	22.972	57.978 (2)	75.00	0.108	16:23:13.448
10 -	34.683	23.187	57.870 (1)	75.14		16:24:11.318
11 -	35.005	23.232	58.237 (3)	74.67	0.367	16:25:09.555

BMCRC - MRO Championships 2022 - Rnd 9 @ Brands Hatch Indy

EDlasia Formula 400 & Blue Haze GP

RACE 19 - SECTOR ANALYSIS



SECTOR 1 = FL to I1, SECTOR 2 = I1 to FL, DIFF = Difference To Personal Best Lap, P = Crossed Finish Line in Pit Lane, D = Time Disallowed

P17 76 GP Jonathan STAMPER		Yamaha TZ250 -				
IDEAL LAP TIME : 52.612		BEST LAP TIME : 52.718		DIFFERENCE : 0.106		
LAP	SECTOR 1	SECTOR 2	LAP TIME	MPH	DIFF	TIME OF DAY
1 -		21.082	59.495	73.09	6.777	16:15:18.775
2 -	31.659	21.174	52.833 (3)	82.30	0.115	16:16:11.608
3 -	31.795	20.992	52.787 (2)	82.38	0.069	16:17:04.395
4 -	31.620	21.098	52.718 (1)	82.48		16:17:57.113
5 -	31.768	21.212	52.980	82.08	0.262	16:18:50.093
6 -	31.951	21.168	53.119	81.86	0.401	16:19:43.212
7 -	31.929	21.559	53.488	81.30	0.770	16:20:36.700
8 -	32.072	21.344	53.416	81.41	0.698	16:21:30.116
9 -	31.905	21.311	53.216	81.71	0.498	16:22:23.332
10 -	31.913	21.194	53.107	81.88	0.389	16:23:16.439

BMCRC - MRO Championships 2022 - Rnd 9 @ Brands Hatch Indy

EDlasia Formula 400 & Blue Haze GP

RACE 19 - BEST SECTORS

SECTOR 1			SECTOR 2			IDEAL / BEST COMPARISON						
POS	NO	NAME	TIME	NO	NAME	TIME	POS	NO	NAME	IDEAL	BEST	DIFF
									PERFECT LAP	51.490		
1	7	DUNN	30.834	50	MORRISON	20.656	1	7	DUNN	51.729	51.944	0.215
2	50	MORRISON	31.128	7	DUNN	20.895	2	50	MORRISON	51.784	51.892	0.108
3	46	SWAIN	31.174	46	SWAIN	20.952	3	46	SWAIN	52.126	52.301	0.175
4	60	JOHNSON	31.474	76	STAMPER	20.992	4	76	STAMPER	52.612	52.718	0.106
5	76	STAMPER	31.620	60	JOHNSON	21.181	5	60	JOHNSON	52.655	52.655	0.000
6	65	MOXON	31.812	53	WHITING	21.310	6	65	MOXON	53.175	53.451	0.276
7	53	WHITING	31.934	65	MOXON	21.363	7	53	WHITING	53.244	53.640	0.396
8	3	BARRETT	32.447	52	BAYLEY	21.383	8	3	BARRETT	53.835	53.835	0.000
9	151	SMITH	32.470	3	BARRETT	21.388	9	52	BAYLEY	53.917	54.082	0.165
10	52	BAYLEY	32.534	88	PRINOS	21.632	10	88	PRINOS	54.386	54.616	0.230
11	27	DORLING	32.591	151	SMITH	21.919	11	151	SMITH	54.389	54.507	0.118
12	17	HIRST	32.725	17	HIRST	21.950	12	17	HIRST	54.675	54.740	0.065
13	88	PRINOS	32.754	222	EPPS	22.112	13	27	DORLING	54.720	54.720	0.000
14	222	EPPS	32.955	27	DORLING	22.129	14	222	EPPS	55.067	55.149	0.082
15	24	GODZISZ	34.219	24	GODZISZ	22.774	15	24	GODZISZ	56.993	57.021	0.028
16	123	GALLAGHER	34.680	123	GALLAGHER	22.851	16	123	GALLAGHER	57.531	57.655	0.124
17	15	DAWE	34.683	15	DAWE	22.972	17	15	DAWE	57.655	57.870	0.215

BMCRC - MRO Championships 2022 - Rnd 9 @ Brands Hatch Indy

EDlasia Formula 400 & Blue Haze GP

RACE 19 - STATISTICS

Competitors Started 17
Planned Start 2022-10-02 @ 17:05:00.000
Actual Start 2022-10-02 @ 16:14:19.279
Finish Time 2022-10-02 @ 16:24:50.677
Track Length 1.2079mi.
Total Laps 199
Total Distance Covered 240.3811mi.

Session Fastest Lap History

NO	CL	NAME	LAP TIME	TIME OF DAY	LAP	VEHICLE
7	GP	Bruce DUNN	52.079	16:16:08.633	2	Yamaha TZ250
7	GP	Bruce DUNN	51.984	16:19:37.633	6	Yamaha TZ250
7	GP	Bruce DUNN	51.944	16:21:21.615	8	Yamaha TZ250
50	GP	Sean MORRISON	51.892	16:21:23.378	8	Honda RS 250

Session Leader History

NO	CL	NAME	FROM LAP	LAPS LED	DISTANCE	VEHICLE
7	GP	Bruce DUNN	1	12	14.49 miles	Yamaha TZ250

Flag History

TYPE	TIME OF DAY
GREEN	16:14:19.279
FINISH	16:24:50.677

Flag Statistics

TYPE	COUNT	TOTAL LAPS	TOTAL TIME
Green	1	12	11:21.439
Red	0	0	0.000
Safety Car	0	0	0.000
FCY	0	0	0.000

BMCRC - MRO Championships 2022 - Rnd 9 @ Brands Hatch Indy

EDlasia Formula 400 & Blue Haze GP

RACE 19 - STATISTICS

CLASS :

2 Starters

Fastest Lap History

NO	NAME	LAP TIME	TIME OF DAY	LAP	VEHICLE
65	Andrew MOXON	53.625	16:16:12.672	2	Honda VFR 400 NC30
65	Andrew MOXON	53.519	16:17:06.191	3	Honda VFR 400 NC30
65	Andrew MOXON	53.451	16:18:53.674	5	Honda VFR 400 NC30

Leader History

NO	NAME	FROM LAP	LAPS LED	DISTANCE	VEHICLE
65	Andrew MOXON	1	12	14.49 miles	Honda VFR 400 NC30

BMCRC - MRO Championships 2022 - Rnd 9 @ Brands Hatch Indy

EDlasia Formula 400 & Blue Haze GP

RACE 19 - STATISTICS

CLASS : S

4 Starters

Fastest Lap History

NO	NAME	LAP TIME	TIME OF DAY	LAP	VEHICLE
151	Nick SMITH	54.619	16:16:14.643	2	Kawasaki ZXR400
151	Nick SMITH	54.582	16:20:48.700	7	Kawasaki ZXR400
151	Nick SMITH	54.560	16:21:43.261	8	Kawasaki ZXR400
151	Nick SMITH	54.507	16:23:32.420	10	Kawasaki ZXR400

Leader History

NO	NAME	FROM LAP	LAPS LED	DISTANCE	VEHICLE
151	Nick SMITH	1	12	14.49 miles	Kawasaki ZXR400

BMCRC - MRO Championships 2022 - Rnd 9 @ Brands Hatch Indy

EDlasia Formula 400 & Blue Haze GP

RACE 19 - STATISTICS

CLASS : S/R

2 Starters

Fastest Lap History

NO	NAME	LAP TIME	TIME OF DAY	LAP	VEHICLE
123	Mark GALLAGHER	57.852	16:16:21.470	2	Honda RVF 400
27	Felix DORLING	56.967	16:16:21.611	2	Kawasaki NINJA 400
27	Felix DORLING	55.873	16:17:17.485	3	Kawasaki NINJA 400
27	Felix DORLING	55.475	16:19:09.031	5	Kawasaki NINJA 400
27	Felix DORLING	55.397	16:20:04.428	6	Kawasaki NINJA 400
27	Felix DORLING	55.317	16:20:59.745	7	Kawasaki NINJA 400
27	Felix DORLING	55.089	16:23:45.700	10	Kawasaki NINJA 400
27	Felix DORLING	54.720	16:25:35.742	12	Kawasaki NINJA 400

Leader History

NO	NAME	FROM LAP	LAPS LED	DISTANCE	VEHICLE
123	Mark GALLAGHER	1	2	2.41 miles	Honda RVF 400
27	Felix DORLING	3	10	12.07 miles	Kawasaki NINJA 400

BMCRC - MRO Championships 2022 - Rnd 9 @ Brands Hatch Indy

EDlasia Formula 400 & Blue Haze GP

RACE 19 - STATISTICS

CLASS : GP

9 Starters

Fastest Lap History

NO	NAME	LAP TIME	TIME OF DAY	LAP	VEHICLE
7	Bruce DUNN	52.079	16:16:08.633	2	Yamaha TZ250
7	Bruce DUNN	51.984	16:19:37.633	6	Yamaha TZ250
7	Bruce DUNN	51.944	16:21:21.615	8	Yamaha TZ250
50	Sean MORRISON	51.892	16:21:23.378	8	Honda RS 250

Leader History

NO	NAME	FROM LAP	LAPS LED	DISTANCE	VEHICLE
7	Bruce DUNN	1	12	14.49 miles	Yamaha TZ250



DART MOTORSPORT

MRO 600/GP2

inc CLUBMAN 600



BMCRC-MRO Championships - Round 9
Brands Hatch Indy
1st / 2nd October 2022



Timing & Results Provided by Timing Solutions Ltd

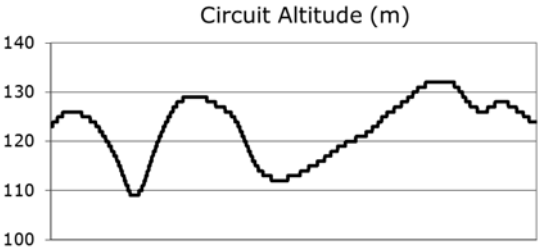
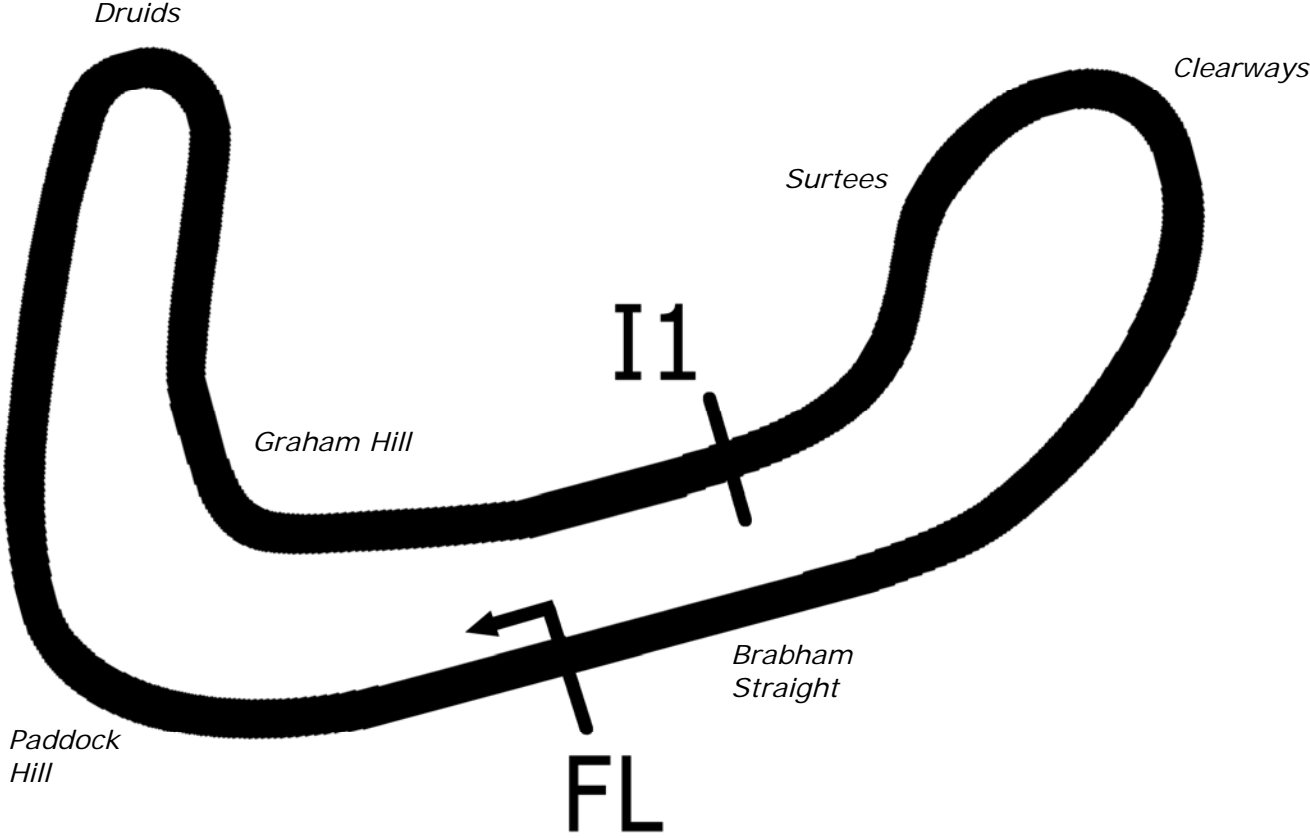
www.tsl-timing.com

Brands Hatch Indy



SPORTS TIMING

TIMING SOLUTIONS LTD



Length	1.2079 miles	1944.0 m	
FL		51.36032 N	0.26032 E
I1	1112m	51.35934 N	0.25955 E
Pit Entry	1669m	51.35911 N	0.25743 E
Pit Exit	26m after FL	51.36027 N	0.26078 E
Pit Entry–Pit Exit 277m, 16.6s @60kph, 12.4s @80kph			

BMCRC - MRO Championships 2022 - Rnd 9 @ Brands Hatch Indy



DART Motorsport MRO 600/GP2 inc Clubman 600

QUALIFYING - CLASSIFICATION

POS	NO	CL	PIC NAME	ENTRY	TIME	ON	LAPS	GAP	DIFF	MPH
1	82		1 James BULL	Kawasaki ZX6R 636 - team bull racing	49.374	9	11			88.07
2	818		2 Alex BARKER	Yamaha R6 - Barker Woodrow LTD & Foundry Tyres L	49.501	10	10	0.127	0.127	87.84
3	77		3 Tom WEEDEN	Yamaha R6 - Club 77	49.985	8	9	0.611	0.484	86.99
4	128		4 Kelvin HOARE	Yamaha R6 - Southern and Country Roofing Ltd	50.234	5	7	0.860	0.249	86.56
5	212	C	1 Matt PALLETT	Yamaha R6 - BDA Chartered Architects	50.590	7	11	1.216	0.356	85.95
6	37		5 Alex LATHAM	Triumph DAYTONA - BR-8 / McCrash Racing	50.700	11	12	1.326	0.110	85.77
7	661	GP2	1 Cameron HARRIS	Triumph 675R - Harris / Tony Scott Motorsport	50.791	12	13	1.417	0.091	85.61
8	511	C	2 Ross CLARKE	Kawasaki ZX600RR - Ross clarke Farriery	51.229	9	10	1.855	0.438	84.88
9	169		6 Gareth CUNNINGHAM	Yamaha R6 - Burnham cars ltd	51.427	5	6	2.053	0.198	84.55
10	168	C	3 Aaron DALRYMPLE	Yamaha R6 - Team Blumpkin Racing	51.578	9	13	2.204	0.151	84.31
11	541		7 Adam JAMISON	Yamaha R6 - Team AJR	51.703	11	13	2.329	0.125	84.10
12	45	C	4 Jake MARSH	Kawasaki ZX6R - Zipped Up Racing	51.791	8	12	2.417	0.088	83.96
13	30	C	5 Owen MELLOR	Kawaski ZX-6 - BDS Motorcycles	52.034	11	12	2.660	0.243	83.57
14	22	C	6 Toby TRUNDLE	Yamaha YZF-R6 - Harris Motorcycles - Harlow	52.915	8	13	3.541	0.881	82.18
15	100	C	7 Craig HOWTON	Kawasaki ZX6R -	52.944	11	12	3.570	0.029	82.13
16	228*	C	8 Paul McFADDEN	Kawasaki ZX6 - T.McFadden Plant Ltd	52.954	5	11	3.580	0.010	82.11
17	73	C	9 Jamie THOMAS	Yamaha R6 - Team RubyRacing	53.028	10	10	3.654	0.073	82.00
18	686	C	10 Liam SPILLER	Yamaha R6 - LD Renovate Ltd	53.614	8	10	4.240	0.586	81.10
19	124	C	11 Mark STRUTT	Yamaha R6 - Myself	54.946	8	10	5.572	1.332	79.14
20	33	C	12 Aaren CARPENTER	Kawasaki ZX6R - Slugcrow Racing	59.889	2	2	10.515	4.943	72.61

* No. 228 - Please fit a working transponder

Weather / Track : Cloudy / Dry

These results are provisional until the conclusion of any judicial and technical matters.

Brands Hatch Indy: 1.2079 miles
Date: 01/10/2022 Start: 11:01 Finish: 11:12

Clerk Of Course :	Stewards :	Timekeeper : <i>Craig Smith</i>
-------------------	------------	------------------------------------

Results can be found at www.tsl-timing.com

Printed - 11:14 Saturday, 01 October 2022



BMCRC - MRO Championships 2022 - Rnd 9 @ Brands Hatch Indy

DART Motorsport MRO 600/GP2 inc Clubman 600

QUALIFYING - SECTOR ANALYSIS



SECTOR 1 = FL to I1, SECTOR 2 = I1 to FL, DIFF = Difference To Personal Best Lap, P = Crossed Finish Line in Pit Lane, D = Time Disallowed

P1 82 James BULL		Kawasaki ZX6R 636 - team bull racing				
IDEAL LAP TIME : 49.217		BEST LAP TIME : 49.374		DIFFERENCE : 0.157		
LAP	SECTOR 1	SECTOR 2	LAP TIME	MPH	DIFF	TIME OF DAY
1 -	OUTLAP	20.717	55.960	77.70	6.586	11:04:12.507
2 -	31.063	20.162	51.225	84.89	1.851	11:05:03.732
3 -	30.423	19.919	50.342	86.38	0.968	11:05:54.074
4 -	30.549	19.986	50.535	86.05	1.161	11:06:44.609
5 -	29.843	19.711	49.554 (3)	87.75	0.180	11:07:34.163
6 -	29.768	20.014	49.782	87.35	0.408	11:08:23.945
7 -	31.640	20.022	51.662	84.17	2.288	11:09:15.607
8 -	29.736	19.762	49.498 (2)	87.85	0.124	11:10:05.105
9 -	29.668	19.706	49.374 (1)	88.07		11:10:54.479
10 -	29.511	20.861	50.372	86.32	0.998	11:11:44.851
11 -	30.962	20.382	51.344	84.69	1.970	11:12:36.195

P2 818 Alex BARKER		Yamaha R6 - Barker Woodrow LTD & Foundry Tyres LTD				
IDEAL LAP TIME : 49.501		BEST LAP TIME : 49.501		DIFFERENCE : 0.000		
LAP	SECTOR 1	SECTOR 2	LAP TIME	MPH	DIFF	TIME OF DAY
1 -	OUTLAP	21.420	57.631	75.45	8.130	11:05:09.356
2 -	31.058	20.471	51.529	84.39	2.028	11:06:00.885
3 -	30.760	19.953	50.713	85.74	1.212	11:06:51.598
4 -	30.197	19.893	50.090	86.81	0.589	11:07:41.688
5 -	30.054	19.723	49.777 (2)	87.36	0.276	11:08:31.465
6 -	30.352	19.694	50.046	86.89	0.545	11:09:21.511
7 -	30.722	20.279	51.001	85.26	1.500	11:10:12.512
8 -	30.596	20.087	50.683	85.80	1.182	11:11:03.195
9 -	30.015	19.796	49.811 (3)	87.30	0.310	11:11:53.006
10 -	29.809	19.692	49.501 (1)	87.84		11:12:42.507

P3 77 Tom WEEDEN		Yamaha R6 - Club 77				
IDEAL LAP TIME : 49.985		BEST LAP TIME : 49.985		DIFFERENCE : 0.000		
LAP	SECTOR 1	SECTOR 2	LAP TIME	MPH	DIFF	TIME OF DAY
1 -	OUTLAP	21.372	57.876	75.13	7.891	11:06:10.720
2 -	31.413	20.532	51.945	83.71	1.960	11:07:02.665
3 -	30.891	20.317	51.208	84.92	1.223	11:07:53.873
4 -	30.779	20.145	50.924	85.39	0.939	11:08:44.797
5 -	30.439	20.010	50.449	86.19	0.464	11:09:35.246
6 -	30.339	19.941	50.280 (3)	86.48	0.295	11:10:25.526
7 -	30.159	19.928	50.087 (2)	86.82	0.102	11:11:15.613
8 -	30.074	19.911	49.985 (1)	86.99		11:12:05.598
9 -	32.768	22.043	54.811	79.33	4.826	11:13:00.409

P4 128 Kelvin HOARE		Yamaha R6 - Southern and Country Roofing Ltd				
IDEAL LAP TIME : 50.234		BEST LAP TIME : 50.234		DIFFERENCE : 0.000		
LAP	SECTOR 1	SECTOR 2	LAP TIME	MPH	DIFF	TIME OF DAY
1 -	OUTLAP	21.857	1:02.493	69.58	12.259	11:08:12.115
2 -	32.271	20.797	53.068	81.94	2.834	11:09:05.183
3 -	31.625	20.431	52.056	83.53	1.822	11:09:57.239
4 -	30.870	20.203	51.073 (3)	85.14	0.839	11:10:48.312
5 -	30.280	19.954	50.234 (1)	86.56		11:11:38.546
6 -	30.609	20.244	50.853 (2)	85.51	0.619	11:12:29.399
7 -	30.857	20.741	51.598	84.27	1.364	11:13:20.997

BMCRC - MRO Championships 2022 - Rnd 9 @ Brands Hatch Indy

DART Motorsport MRO 600/GP2 inc Clubman 600

QUALIFYING - SECTOR ANALYSIS



SECTOR 1 = FL to I1, SECTOR 2 = I1 to FL, DIFF = Difference To Personal Best Lap, P = Crossed Finish Line in Pit Lane, D = Time Disallowed

P5 212 C		Matt PALLETT		Yamaha R6 - BDA Chartered Architects		
IDEAL LAP TIME : 50.437		BEST LAP TIME : 50.590		DIFFERENCE : 0.153		
LAP	SECTOR 1	SECTOR 2	LAP TIME	MPH	DIFF	TIME OF DAY
1 -	OUTLAP	22.387	59.486	73.10	8.896	11:05:10.091
2 -	31.878	20.991	52.869	82.25	2.279	11:06:02.960
3 -	31.855	20.816	52.671	82.56	2.081	11:06:55.631
4 -	30.800	20.473	51.273	84.81	0.683	11:07:46.904
5 -	30.694	20.598	51.292	84.78	0.702	11:08:38.196
6 -	31.013	20.564	51.577	84.31	0.987	11:09:29.773
7 -	30.335	20.255	50.590 (1)	85.95		11:10:20.363
8 -	30.881	20.181	51.062	85.16	0.472	11:11:11.425
9 -	30.819	20.102	50.921 (3)	85.39	0.331	11:12:02.346
10 -	30.561	20.139	50.700 (2)	85.77	0.110	11:12:53.046
11 -	39.211	30.039	1:09.250	62.79	18.660	11:14:02.296

P6 37		Alex LATHAM		Triumph DAYTONA - BR-8 / McCrash Racing		
IDEAL LAP TIME : 50.700		BEST LAP TIME : 50.700		DIFFERENCE : 0.000		
LAP	SECTOR 1	SECTOR 2	LAP TIME	MPH	DIFF	TIME OF DAY
1 -	OUTLAP	23.413	1:04.564	67.35	13.864	11:03:57.003
2 -	34.508	21.870	56.378	77.13	5.678	11:04:53.381
3 -	32.791	21.164	53.955	80.59	3.255	11:05:47.336
4 -	31.851	20.933	52.784	82.38	2.084	11:06:40.120
5 -	31.659	20.669	52.328	83.10	1.628	11:07:32.448
6 -	31.615	20.938	52.553	82.74	1.853	11:08:25.001
7 -	31.714	20.481	52.195	83.31	1.495	11:09:17.196
8 -	30.975	21.163	52.138 (3)	83.40	1.438	11:10:09.334
9 -	31.542	20.928	52.470	82.87	1.770	11:11:01.804
10 -	30.800	20.468	51.268 (2)	84.82	0.568	11:11:53.072
11 -	30.454	20.246	50.700 (1)	85.77		11:12:43.772
12 -	33.487	21.113	54.600	79.64	3.900	11:13:38.372

P7 661 GP2		Cameron HARRIS		Triumph 675R - Harris / Tony Scott Motorsport		
IDEAL LAP TIME : 50.680		BEST LAP TIME : 50.791		DIFFERENCE : 0.111		
LAP	SECTOR 1	SECTOR 2	LAP TIME	MPH	DIFF	TIME OF DAY
1 -	33.822	21.676	55.498	78.35	4.707	11:02:41.877
2 -	31.872	21.198	53.070	81.94	2.279	11:03:34.947
3 -	32.545	21.381	53.926	80.64	3.135	11:04:28.873
4 -	31.688	21.172	52.860	82.26	2.069	11:05:21.733
5 -	31.187	20.787	51.974	83.66	1.183	11:06:13.707
6 -	30.941	20.652	51.593	84.28	0.802	11:07:05.300
7 -	31.210	20.808	52.018	83.59	1.227	11:07:57.318
8 -	30.445	20.480	50.925	85.39	0.134	11:08:48.243
9 -	30.510	20.418	50.928	85.38	0.137	11:09:39.171
10 -	30.309	20.528	50.837 (2)	85.54	0.046	11:10:30.008
11 -	30.324	20.556	50.880 (3)	85.46	0.089	11:11:20.888
12 -	30.262	20.529	50.791 (1)	85.61		11:12:11.679
13 -	36.009	24.794	1:00.803	71.51	10.012	11:13:12.482

P8 511 C		Ross CLARKE		Kawasaki ZX600RR - Ross clarke Farriery		
IDEAL LAP TIME : 51.229		BEST LAP TIME : 51.229		DIFFERENCE : 0.000		
LAP	SECTOR 1	SECTOR 2	LAP TIME	MPH	DIFF	TIME OF DAY
1 -	OUTLAP	23.165	1:00.760	71.57	9.531	11:05:13.377
2 -	33.411	21.677	55.088	78.93	3.859	11:06:08.465
3 -	32.770	21.360	54.130	80.33	2.901	11:07:02.595
4 -	31.895	21.072	52.967	82.10	1.738	11:07:55.562
5 -	31.907	20.859	52.766	82.41	1.537	11:08:48.328
6 -	31.630	21.005	52.635	82.61	1.406	11:09:40.963
7 -	31.568	20.690	52.258	83.21	1.029	11:10:33.221
8 -	31.167	20.562	51.729 (3)	84.06	0.500	11:11:24.950
9 -	30.831	20.398	51.229 (1)	84.88		11:12:16.179
10 -	30.916	20.666	51.582 (2)	84.30	0.353	11:13:07.761

BMCRC - MRO Championships 2022 - Rnd 9 @ Brands Hatch Indy

DART Motorsport MRO 600/GP2 inc Clubman 600

QUALIFYING - SECTOR ANALYSIS



SECTOR 1 = FL to I1, SECTOR 2 = I1 to FL, DIFF = Difference To Personal Best Lap, P = Crossed Finish Line in Pit Lane, D = Time Disallowed

P9 169		Gareth CUNNINGHAM		Yamaha R6 - Burnham cars ltd		
IDEAL LAP TIME : 51.400		BEST LAP TIME : 51.427		DIFFERENCE : 0.027		
LAP	SECTOR 1	SECTOR 2	LAP TIME	MPH	DIFF	TIME OF DAY
1 -	OUTLAP	21.303	58.325	74.55	6.898	11:03:31.975
2 -	32.411	21.078	53.489	81.29	2.062	11:04:25.464
3 -	31.500	20.765	52.265 (2)	83.20	0.838	11:05:17.729
4 -	31.776	20.950	52.726 (3)	82.47	1.299	11:06:10.455
5 -	30.772	20.655	51.427 (1)	84.55		11:07:01.882
6 -	30.745	22.010	52.755	82.43	1.328	11:07:54.637

P10 168 C		Aaron DALRYMPLE		Yamaha R6 - Team Blumpkin Racing		
IDEAL LAP TIME : 51.460		BEST LAP TIME : 51.578		DIFFERENCE : 0.118		
LAP	SECTOR 1	SECTOR 2	LAP TIME	MPH	DIFF	TIME OF DAY
1 -	36.056	22.340	58.396	74.46	6.818	11:02:48.601
2 -	32.208	21.269	53.477	81.31	1.899	11:03:42.078
3 -	31.755	20.859	52.614	82.65	1.036	11:04:34.692
4 -	32.458	20.979	53.437	81.37	1.859	11:05:28.129
5 -	31.904	20.767	52.671	82.56	1.093	11:06:20.800
6 -	31.304	20.548	51.852 (3)	83.86	0.274	11:07:12.652
7 -	31.613	20.929	52.542	82.76	0.964	11:08:05.194
8 -	31.236	20.829	52.065	83.52	0.487	11:08:57.259
9 -	30.912	20.666	51.578 (1)	84.31		11:09:48.837
10 -	31.210	20.611	51.821 (2)	83.91	0.243	11:10:40.658
11 -	31.293	20.755	52.048	83.54	0.470	11:11:32.706
12 -	31.090	20.786	51.876	83.82	0.298	11:12:24.582
13 -	31.042	21.630	52.672	82.56	1.094	11:13:17.254

P11 541		Adam JAMISON		Yamaha R6 - Team AJR		
IDEAL LAP TIME : 51.703		BEST LAP TIME : 51.703		DIFFERENCE : 0.000		
LAP	SECTOR 1	SECTOR 2	LAP TIME	MPH	DIFF	TIME OF DAY
1 -	34.864	21.986	56.850	76.49	5.147	11:02:45.120
2 -	33.319	21.329	54.648	79.57	2.945	11:03:39.768
3 -	32.703	21.376	54.079	80.41	2.376	11:04:33.847
4 -	33.012	21.090	54.102	80.37	2.399	11:05:27.949
5 -	32.594	20.828	53.422	81.40	1.719	11:06:21.371
6 -	31.839	20.656	52.495	82.83	0.792	11:07:13.866
7 -	31.675	20.636	52.311 (3)	83.12	0.608	11:08:06.177
8 -	31.699	20.668	52.367	83.04	0.664	11:08:58.544
9 -	31.469	20.646	52.115 (2)	83.44	0.412	11:09:50.659
10 -	31.595	20.742	52.337	83.08	0.634	11:10:42.996
11 -	31.213	20.490	51.703 (1)	84.10		11:11:34.699
12 -	32.233	20.834	53.067	81.94	1.364	11:12:27.766
13 -	31.754	21.119	52.873	82.24	1.170	11:13:20.639

P12 45 C		Jake MARSH		Kawasaki ZX6R - Zipped Up Racing		
IDEAL LAP TIME : 51.695		BEST LAP TIME : 51.791		DIFFERENCE : 0.096		
LAP	SECTOR 1	SECTOR 2	LAP TIME	MPH	DIFF	TIME OF DAY
1 -	OUTLAP	22.538	1:00.757	71.57	8.966	11:03:33.425
2 -	34.549	22.638	57.187	76.04	5.396	11:04:30.612
3 -	33.171	21.571	54.742	79.43	2.951	11:05:25.354
4 -	32.273	21.085	53.358	81.49	1.567	11:06:18.712
5 -	32.364	21.037	53.401	81.43	1.610	11:07:12.113
6 -	31.953	21.058	53.011	82.03	1.220	11:08:05.124
7 -	31.775	20.552	52.327 (3)	83.10	0.536	11:08:57.451
8 -	31.143	20.648	51.791 (1)	83.96		11:09:49.242
9 -	31.415	20.727	52.142 (2)	83.39	0.351	11:10:41.384
10 -	31.994	21.143	53.137	81.83	1.346	11:11:34.521
11 -	32.110	20.910	53.020	82.01	1.229	11:12:27.541
12 -	31.763	21.129	52.892	82.21	1.101	11:13:20.433

BMCRC - MRO Championships 2022 - Rnd 9 @ Brands Hatch Indy

DART Motorsport MRO 600/GP2 inc Clubman 600

QUALIFYING - SECTOR ANALYSIS



SECTOR 1 = FL to I1, SECTOR 2 = I1 to FL, DIFF = Difference To Personal Best Lap, P = Crossed Finish Line in Pit Lane, D = Time Disallowed

P13 30 C		Owen MELLOR		Kawaski ZX-6 - BDS Motorcycles			
IDEAL LAP TIME : 51.961		BEST LAP TIME : 52.034		DIFFERENCE : 0.073			
LAP	SECTOR 1	SECTOR 2	LAP TIME	MPH	DIFF	TIME OF DAY	
1 -	36.011	21.917	57.928	75.06	5.894	11:02:49.764	
2 -	33.082	21.018	54.100	80.38	2.066	11:03:43.864	
3 -	31.837	21.229	53.066	81.94	1.032	11:04:36.930	
4 -	32.262	21.712	53.974	80.56	1.940	11:05:30.904	
5 -	31.775	20.662	52.437	82.93	0.403	11:06:23.341	
6 -	31.501	20.613	52.114 (2)	83.44	0.080	11:07:15.455	
7 -	32.246	20.684	52.930	82.15	0.896	11:08:08.385	
8 -	31.519	20.786	52.305	83.13	0.271	11:09:00.690	
9 -	31.510	20.702	52.212 (3)	83.28	0.178	11:09:52.902	
10 -	31.411	21.023	52.434	82.93	0.400	11:10:45.336	
11 -	31.400	20.634	52.034 (1)	83.57		11:11:37.370	
12 -	31.348	22.423	53.771	80.87	1.737	11:12:31.141	

P14 22 C		Toby TRUNDLE		Yamaha YZF-R6 - Harris Motorcycles - Harlow			
IDEAL LAP TIME : 52.810		BEST LAP TIME : 52.915		DIFFERENCE : 0.105			
LAP	SECTOR 1	SECTOR 2	LAP TIME	MPH	DIFF	TIME OF DAY	
1 -	36.509	21.978	58.487	74.35	5.572	11:02:49.060	
2 -	33.507	21.177	54.684	79.52	1.769	11:03:43.744	
3 -	33.544	21.166	54.710	79.48	1.795	11:04:38.454	
4 -	32.263	21.224	53.487	81.30	0.572	11:05:31.941	
5 -	32.330	21.060	53.390	81.44	0.475	11:06:25.331	
6 -	32.104	21.299	53.403	81.42	0.488	11:07:18.734	
7 -	32.261	21.069	53.330	81.54	0.415	11:08:12.064	
8 -	31.898	21.017	52.915 (1)	82.18		11:09:04.979	
9 -	32.506	21.066	53.572	81.17	0.657	11:09:58.551	
10 -	32.116	21.069	53.185 (3)	81.76	0.270	11:10:51.736	
11 -	31.793	21.196	52.989 (2)	82.06	0.074	11:11:44.725	
12 -	31.938	22.090	54.028	80.48	1.113	11:12:38.753	
13 -	42.080	22.533	1:04.613	67.30	11.698	11:13:43.366	

P15 100 C		Craig HOWTON		Kawasaki ZX6R -			
IDEAL LAP TIME : 52.866		BEST LAP TIME : 52.944		DIFFERENCE : 0.078			
LAP	SECTOR 1	SECTOR 2	LAP TIME	MPH	DIFF	TIME OF DAY	
1 -	OUTLAP	22.648	1:02.259	69.84	9.315	11:03:52.899	
2 -	33.895	21.802	55.697	78.07	2.753	11:04:48.596	
3 -	33.210	21.453	54.663	79.55	1.719	11:05:43.259	
4 -	32.915	21.233	54.148	80.30	1.204	11:06:37.407	
5 -	32.409	21.517	53.926	80.64	0.982	11:07:31.333	
6 -	32.369	21.410	53.779	80.86	0.835	11:08:25.112	
7 -	32.482	21.004	53.486	81.30	0.542	11:09:18.598	
8 -	31.953	21.412	53.365	81.48	0.421	11:10:11.963	
9 -	32.276	20.982	53.258 (3)	81.65	0.314	11:11:05.221	
10 -	32.207	21.008	53.215 (2)	81.71	0.271	11:11:58.436	
11 -	31.884	21.060	52.944 (1)	82.13		11:12:51.380	
12 -	33.389	20.985	54.374	79.97	1.430	11:13:45.754	

BMCRC - MRO Championships 2022 - Rnd 9 @ Brands Hatch Indy

DART Motorsport MRO 600/GP2 inc Clubman 600

QUALIFYING - SECTOR ANALYSIS



SECTOR 1 = FL to I1, SECTOR 2 = I1 to FL, DIFF = Difference To Personal Best Lap, P = Crossed Finish Line in Pit Lane, D = Time Disallowed

P16 228 C		Paul McFADDEN		Kawasaki ZX6 - T.McFadden Plant Ltd		
IDEAL LAP TIME : 56.518		BEST LAP TIME : 52.954		DIFFERENCE : -3.563		
LAP	SECTOR 1	SECTOR 2	LAP TIME	MPH	DIFF	TIME OF DAY
1 -	OUTLAP	23.741	1:04.287	67.64	11.332	11:03:27.466
2 -	34.638	21.880	56.518	76.94	3.563	11:04:23.984
3 -			54.633	79.59	1.678	11:05:18.617
4 -			53.661	81.03	0.706	11:06:12.278
5 -			52.954 (1)	82.11		11:07:05.232
6 -			53.241 (2)	81.67	0.287	11:07:58.474
7 -			53.713	80.95	0.758	11:08:52.187
8 -			54.572	79.68	1.617	11:09:46.759
9 -			53.575 (3)	81.16	0.620	11:10:40.334
10 -			53.916	80.65	0.961	11:11:34.250
11 -			54.584	79.66	1.629	11:12:28.834

P17 73 C		Jamie THOMAS		Yamaha R6 - Team RubyRacing		
IDEAL LAP TIME : 53.028		BEST LAP TIME : 53.028		DIFFERENCE : 0.000		
LAP	SECTOR 1	SECTOR 2	LAP TIME	MPH	DIFF	TIME OF DAY
1 -	36.457	22.776	59.233	73.41	6.205	11:03:07.493
2 -	33.791	21.897	55.688	78.08	2.660	11:04:03.181
3 -	32.974	21.733	54.707	79.48	1.679	11:04:57.888
4 -	32.633	21.619	54.252	80.15	1.224	11:05:52.140
5 -	33.027	IN PIT	1:37.693 P	44.51	44.665	11:07:29.833
6 -	OUTLAP	21.612	58.103	74.84	5.075	11:08:27.936
7 -	32.412	21.219	53.631 (3)	81.08	0.603	11:09:21.567
8 -	32.392	21.150	53.542 (2)	81.21	0.514	11:10:15.109
9 -	32.422	21.370	53.792	80.84	0.764	11:11:08.901
10 -	32.013	21.015	53.028 (1)	82.00		11:12:01.929

P18 686 C		Liam SPILLER		Yamaha R6 - LD Renovate Ltd		
IDEAL LAP TIME : 53.614		BEST LAP TIME : 53.614		DIFFERENCE : 0.000		
LAP	SECTOR 1	SECTOR 2	LAP TIME	MPH	DIFF	TIME OF DAY
1 -	OUTLAP	22.976	1:02.205	69.90	8.591	11:05:31.443
2 -	34.761	22.469	57.230	75.98	3.616	11:06:28.673
3 -	33.942	21.895	55.837	77.88	2.223	11:07:24.510
4 -	33.511	21.634	55.145	78.85	1.531	11:08:19.655
5 -	33.268	21.607	54.875	79.24	1.261	11:09:14.530
6 -	33.186	21.499	54.685	79.52	1.071	11:10:09.215
7 -	32.737	21.393	54.130 (3)	80.33	0.516	11:11:03.345
8 -	32.305	21.309	53.614 (1)	81.10		11:11:56.959
9 -	32.510	21.578	54.088 (2)	80.39	0.474	11:12:51.047
10 -	33.185	21.497	54.682	79.52	1.068	11:13:45.729

P19 124 C		Mark STRUTT		Yamaha R6 - Myself		
IDEAL LAP TIME : 54.905		BEST LAP TIME : 54.946		DIFFERENCE : 0.041		
LAP	SECTOR 1	SECTOR 2	LAP TIME	MPH	DIFF	TIME OF DAY
1 -	OUTLAP	23.825	1:04.848	67.05	9.902	11:04:31.515
2 -	37.881	22.808	1:00.689	71.65	5.743	11:05:32.204
3 -	34.983	22.307	57.290	75.90	2.344	11:06:29.494
4 -	34.605	22.055	56.660	76.74	1.714	11:07:26.154
5 -	34.221	22.106	56.327	77.20	1.381	11:08:22.481
6 -	34.481	21.676	56.157	77.43	1.211	11:09:18.638
7 -	33.601	21.631	55.232 (2)	78.73	0.286	11:10:13.870
8 -	33.274	21.672	54.946 (1)	79.14		11:11:08.816
9 -	33.635	21.954	55.589 (3)	78.22	0.643	11:12:04.405
10 -	33.596	22.242	55.838	77.87	0.892	11:13:00.243

BMCRC - MRO Championships 2022 - Rnd 9 @ Brands Hatch Indy

DART Motorsport MRO 600/GP2 inc Clubman 600

QUALIFYING - SECTOR ANALYSIS



SECTOR 1 = FL to I1, SECTOR 2 = I1 to FL, DIFF = Difference To Personal Best Lap, P = Crossed Finish Line in Pit Lane, D = Time Disallowed

P20 33 C		Aaren CARPENTER		Kawasaki ZX6R - Slugcrow Racing			
IDEAL LAP TIME : 58.656		BEST LAP TIME : 59.889		DIFFERENCE : 1.233			
LAP	SECTOR 1	SECTOR 2	LAP TIME	MPH	DIFF	TIME OF DAY	
1 -	OUTLAP	26.045	1:09.017	63.00	9.128	11:05:00.062	
2 -	36.707	23.182	59.889 (1)	72.61		11:05:59.951	

BMCRC - MRO Championships 2022 - Rnd 9 @ Brands Hatch Indy

DART Motorsport MRO 600/GP2 inc Clubman 600

QUALIFYING - BEST SECTORS

SECTOR 1			SECTOR 2			IDEAL / BEST COMPARISON						
POS	NO	NAME	TIME	NO	NAME	TIME	POS	NO	NAME	IDEAL	BEST	DIFF
									PERFECT LAP	49.203		
1	82	BULL	29.511	818	BARKER	19.692	1	82	BULL	49.217	49.374	0.157
2	818	BARKER	29.809	82	BULL	19.706	2	818	BARKER	49.501	49.501	0.000
3	77	WEEDEN	30.074	77	WEEDEN	19.911	3	77	WEEDEN	49.985	49.985	0.000
4	661	HARRIS	30.262	128	HOARE	19.954	4	128	HOARE	50.234	50.234	0.000
5	128	HOARE	30.280	212	PALLET	20.102	5	212	PALLET	50.437	50.590	0.153
6	212	PALLET	30.335	37	LATHAM	20.246	6	661	HARRIS	50.680	50.791	0.111
7	37	LATHAM	30.454	511	CLARKE	20.398	7	37	LATHAM	50.700	50.700	0.000
8	169	CUNNINGHAM	30.745	661	HARRIS	20.418	8	511	CLARKE	51.229	51.229	0.000
9	511	CLARKE	30.831	541	JAMISON	20.490	9	169	CUNNINGHAM	51.400	51.427	0.027
10	168	DALRYMPLE	30.912	168	DALRYMPLE	20.548	10	168	DALRYMPLE	51.460	51.578	0.118
11	45	MARSH	31.143	45	MARSH	20.552	11	45	MARSH	51.695	51.791	0.096
12	541	JAMISON	31.213	30	MELLOR	20.613	12	541	JAMISON	51.703	51.703	0.000
13	30	MELLOR	31.348	169	CUNNINGHAM	20.655	13	30	MELLOR	51.961	52.034	0.073
14	22	TRUNDLE	31.793	100	HOWTON	20.982	14	22	TRUNDLE	52.810	52.915	0.105
15	100	HOWTON	31.884	73	THOMAS	21.015	15	100	HOWTON	52.866	52.944	0.078
16	73	THOMAS	32.013	22	TRUNDLE	21.017	16	73	THOMAS	53.028	53.028	0.000
17	686	SPILLER	32.305	686	SPILLER	21.309	17	686	SPILLER	53.614	53.614	0.000
18	124	STRUTT	33.274	124	STRUTT	21.631	18	124	STRUTT	54.905	54.946	0.041
19	228	McfADDEN	34.638	228	McfADDEN	21.880	19	228	McfADDEN	56.518	52.954	-3.563
20	33	CARPENTER	35.474	33	CARPENTER	23.182	20	33	CARPENTER	58.656	59.889	1.233

BMCRC - MRO Championships 2022 - Rnd 9 @ Brands Hatch Indy

DART Motorsport MRO 600/GP2 inc Clubman 600

QUALIFYING - STATISTICS

Competitors Started 20
Planned Start 2022-10-01 @ 10:59:00.000
Actual Start 2022-10-01 @ 11:01:18.423
Finish Time 2022-10-01 @ 11:12:58.858
Track Length 1.2079mi.
Total Laps 207
Total Distance Covered 250.0447mi.

Session Fastest Lap History

NO	CL	NAME	LAP TIME	TIME OF DAY	LAP	VEHICLE
661	GP2	Cameron HARRIS	55.498	11:02:41.885	1	Triumph 675R
661	GP2	Cameron HARRIS	53.070	11:03:34.955	2	Triumph 675R
168	C	Aaron DALRYMPLE	52.614	11:04:34.698	3	Yamaha R6
82		James BULL	51.225	11:05:03.755	2	Kawasaki ZX6R 636
82		James BULL	50.342	11:05:54.097	3	Kawasaki ZX6R 636
82		James BULL	49.554	11:07:34.186	5	Kawasaki ZX6R 636
82		James BULL	49.498	11:10:05.128	8	Kawasaki ZX6R 636
82		James BULL	49.374	11:10:54.502	9	Kawasaki ZX6R 636

Flag History

TYPE	TIME OF DAY
GREEN	11:01:18.423
FINISH	11:12:58.858

Flag Statistics

TYPE	COUNT	TOTAL LAPS	TOTAL TIME
Green	1	13	12:48.729
Red	0	0	0.000
Safety Car	0	0	0.000
FCY	0	0	0.000

BMCRC - MRO Championships 2022 - Rnd 9 @ Brands Hatch Indy

DART Motorsport MRO 600/GP2 inc Clubman 600

QUALIFYING - STATISTICS

CLASS :

7 Starters

Fastest Lap History

NO	NAME	LAP TIME	TIME OF DAY	LAP	VEHICLE
541	Adam JAMISON	56.850	11:02:45.131	1	Yamaha R6
541	Adam JAMISON	54.648	11:03:39.779	2	Yamaha R6
169	Gareth CUNNINGHAM	53.489	11:04:25.487	2	Yamaha R6
82	James BULL	51.225	11:05:03.755	2	Kawasaki ZX6R 636
82	James BULL	50.342	11:05:54.097	3	Kawasaki ZX6R 636
82	James BULL	49.554	11:07:34.186	5	Kawasaki ZX6R 636
82	James BULL	49.498	11:10:05.128	8	Kawasaki ZX6R 636
82	James BULL	49.374	11:10:54.502	9	Kawasaki ZX6R 636

BMCRC - MRO Championships 2022 - Rnd 9 @ Brands Hatch Indy

DART Motorsport MRO 600/GP2 inc Clubman 600

QUALIFYING - STATISTICS

CLASS : C

12 Starters

Fastest Lap History

NO	NAME	LAP TIME	TIME OF DAY	LAP	VEHICLE
168	Aaron DALRYMPLE	58.396	11:02:48.607	1	Yamaha R6
30	Owen MELLOR	57.928	11:02:49.800	1	Kawaski ZX-6
168	Aaron DALRYMPLE	53.477	11:03:42.083	2	Yamaha R6
168	Aaron DALRYMPLE	52.614	11:04:34.698	3	Yamaha R6
30	Owen MELLOR	52.437	11:06:23.341	5	Kawaski ZX-6
168	Aaron DALRYMPLE	51.852	11:07:12.658	6	Yamaha R6
212	Matt PALLETT	51.273	11:07:46.927	4	Yamaha R6
212	Matt PALLETT	50.590	11:10:20.385	7	Yamaha R6

BMCRC - MRO Championships 2022 - Rnd 9 @ Brands Hatch Indy

DART Motorsport MRO 600/GP2 inc Clubman 600

QUALIFYING - STATISTICS

CLASS : GP2

1 Starters

Fastest Lap History

NO	NAME	LAP TIME	TIME OF DAY	LAP	VEHICLE
661	Cameron HARRIS	55.498	11:02:41.885	1	Triumph 675R
661	Cameron HARRIS	53.070	11:03:34.955	2	Triumph 675R
661	Cameron HARRIS	52.860	11:05:21.740	4	Triumph 675R
661	Cameron HARRIS	51.974	11:06:13.714	5	Triumph 675R
661	Cameron HARRIS	51.593	11:07:05.300	6	Triumph 675R
661	Cameron HARRIS	50.925	11:08:48.250	8	Triumph 675R
661	Cameron HARRIS	50.837	11:10:30.016	10	Triumph 675R
661	Cameron HARRIS	50.791	11:12:11.687	12	Triumph 675R

BMCRC - MRO Championships 2022 - Rnd 9 @ Brands Hatch Indy



DART Motorsport MRO 600/GP2 inc Clubman 600

RACE 8 - GRID (10 Laps)

ROW 7	21		20	33	Aaren CARPENTER	59.889	19	124	Mark STRUTT	54.946			
ROW 6	18	686	Liam SPILLER	53.614	17	73	Jamie THOMAS	53.028	16	228	Paul McFADDEN	52.954	
ROW 5		15	100	Craig HOWTON	52.944	14	22	Toby TRUNDLE	52.915	13	30	Owen MELLOR	52.034
ROW 4	12	45	Jake MARSH	51.791	11	541	Adam JAMISON	51.703	10	168	Aaron DALRYMPLE	51.578	
ROW 3		9	169	Gareth CUNNINGHAM	51.427	8	511	Ross CLARKE	51.229	7	661	Cameron HARRIS	50.791
ROW 2	6	37	Alex LATHAM	50.700	5	212	Matt PALLETT	50.590	4	128	Kelvin HOARE	50.234	
ROW 1		3	77	Tom WEEDEN	49.985	2	818	Alex BARKER	49.501	1	82	James BULL	49.374
Pole													

Brands Hatch Indy: 1.2079 miles

These results are provisional until the conclusion of any judicial and technical matters.

Clerk Of Course :	Stewards :	Timekeeper : <i>Craig Smith</i>
-------------------	------------	------------------------------------

Results can be found at www.tsl-timing.com

Printed - 11:16 Saturday, 01 October 2022



BMCRC - MRO Championships 2022 - Rnd 9 @ Brands Hatch Indy



DART Motorsport MRO 600/GP2 inc Clubman 600

RACE 8 - CLASSIFICATION

POS	NO	CL	PIC NAME	ENTRY	LAPS	TIME	GAP	DIFF	MPH	BEST	ON
1	82		1 James BULL	Kawasaki ZX6R 636 - team bull racing	10	8:15.183			87.81	48.862	6
2	818		2 Alex BARKER	Yamaha R6 - Barker Woodrow LTD & Foundry Tyres	10	8:20.095	4.912	4.912	86.95	49.147	10
3	212	C	1 Matt PALLETT	Yamaha R6 - BDA Chartered Architects	10	8:27.063	11.880	6.968	85.76	49.961	5
4	77		3 Tom WEEDEN	Yamaha R6 - Club 77	10	8:28.292	13.109	1.229	85.55	49.913	8
5	661	GP2	1 Cameron HARRIS	Triumph 675R - Harris / Tony Scott Motorsport	10	8:30.342	15.159	2.050	85.20	49.999	7
6	511	C	2 Ross CLARKE	Kawasaki ZX600RR - Ross clarke Farriery	10	8:32.269	17.086	1.927	84.88	50.105	7
7	128		4 Kelvin HOARE	Yamaha R6 - Southern and Country Roofing Ltd	10	8:32.719	17.536	0.450	84.81	50.248	8
8	37		5 Alex LATHAM	Triumph DAYTONA - BR-8 / McCrash Racing	10	8:32.943	17.760	0.224	84.77	50.389	4
9	541		6 Adam JAMISON	Yamaha R6 - Team AJR	10	8:41.124	25.941	8.181	83.44	50.863	3
10	168	C	3 Aaron DALRYMPLE	Yamaha R6 - Team Blumpkin Racing	10	8:43.566	28.383	2.442	83.05	51.026	9
11	45	C	4 Jake MARSH	Kawasaki ZX6R - Zipped Up Racing	10	8:43.887	28.704	0.321	83.00	51.022	5
12	100	C	5 Craig HOWTON	Kawasaki ZX6R -	10	8:53.100	37.917	9.213	81.57	52.469	2
13	22	C	6 Toby TRUNDLE	Yamaha YZF-R6 - Harris Motorcycles - Harlow	10	8:53.333	38.150	0.233	81.53	52.362	10
14	73	C	7 Jamie THOMAS	Yamaha R6 - Team RubyRacing	10	8:54.973	39.790	1.640	81.28	52.291	7
15	686	C	8 Liam SPILLER	Yamaha R6 - LD Renovate Ltd	10	8:55.218	40.035	0.245	81.24	52.280	10
16	228*	C	9 Paul McFADDEN	Kawasaki ZX6 - T.McFadden Plant Ltd	10	8:55.391	40.208	0.173	81.22	51.982	8
17	124	C	10 Mark STRUTT	Yamaha R6 - Myself	10	9:06.428	51.245	11.037	79.58	53.476	2
18	30*	C	11 Owen MELLOR	Kawasaki ZX-6 - BDS Motorcycles	9	8:26.427	1 Lap	1 Lap	77.28	52.268	8

FASTEST LAP

82	James BULL	Kawasaki ZX6R 636 - team bull racing	6	48.862	88.99 mph	143.22 kph
212 C	Matt PALLETT	Yamaha R6 - BDA Chartered Architects	5	49.961	87.03 mph	140.07 kph
661 GP2	Cameron HARRIS	Triumph 675R - Harris / Tony Scott Motorsport	7	49.999	86.97 mph	139.97 kph

* No. 30 & 228 - Please fit a working transponder
 Class - 92.5% of Race Speed = 81.22 mph
 Class C - 92.5% of Race Speed = 79.32 mph
 Class GP2 - 92.5% of Race Speed = 78.81 mph

Weather / Track : Cloudy / Dry

These results are provisional until the conclusion of any judicial and technical matters.

Race Distance: 10 Laps / 12.07 miles

Brands Hatch Indy: 1.2079 miles

Date: 01/10/2022 Start: 14:31 Finish: 14:39

Clerk Of Course :	Stewards :	Timekeeper : <i>Craig Smith</i>
-------------------	------------	------------------------------------

Results can be found at www.tsl-timing.com

Printed - 14:48 Saturday, 01 October 2022



BMCRC - MRO Championships 2022 - Rnd 9 @ Brands Hatch Indy

DART Motorsport MRO 600/GP2 inc Clubman 600

RACE 8 - LAP CHART

LAP 1 @ 14:32:11.775			LAP 4 @ 14:34:38.984			LAP 7 @ 14:37:06.347			LAP 10 @ 14:39:33.325		
NO	BEHIND	LAP TIME	NO	BEHIND	LAP TIME	NO	BEHIND	LAP TIME	NO	BEHIND	LAP TIME
82		53.633	82		48.946	82		49.494	82		48.979
818	0.742	54.375	818	2.061	49.491	30	1 Lap	53.175	818	4.912	49.147
77	1.748	55.381	212	5.659	50.121	818	3.251	49.376	30	1 Lap	52.575
661	2.255	55.888	77	6.492	50.459	212	8.632	50.263	212	11.880	50.090
212	2.356	55.989	661	6.673	50.424	77	9.941	50.117	77	13.109	50.194
37	2.601	56.234	37	7.094	50.389	661	10.221	49.999	661	15.159	51.237
511	3.421	57.054	128	8.481	50.406	37	11.763	50.900	511	17.086	50.241
128	3.581	57.214	511	8.562	50.871	128	12.927	50.452	128	17.536	50.399
541	4.144	57.777	541	10.410	51.315	511	13.022	50.105	37	17.760	50.881
100	4.293	57.926	168	13.540	51.895	541	17.312	51.442	541	25.941	52.017
168	5.028	58.661	45	14.571	51.490	168	21.346	51.406	168	28.383	51.836
45	5.403	59.036	100	15.916	53.204	45	21.733	51.541	45	28.704	51.734
22	5.760	59.393	22	17.331	53.013	100	26.859	52.557	100	37.917	52.829
686	6.325	59.958	686	17.466	52.914	22	27.911	52.686	22	38.150	52.362
73	6.909	1:00.542	73	19.196	53.040	686	28.825	52.775	73	39.790	52.416
124	7.475	1:01.108	228	20.077	53.069	73	29.415	52.291	686	40.035	52.280
228	7.666	1:01.299	124	21.739	53.985	228	30.213	52.234	228	40.208	52.348
30	16.573	1:10.206	30	41.433	53.624	124	35.689	53.600	124	51.245	54.334

LAP 2 @ 14:33:00.991			LAP 5 @ 14:35:27.991			LAP 8 @ 14:37:55.301		
NO	BEHIND	LAP TIME	NO	BEHIND	LAP TIME	NO	BEHIND	LAP TIME
82		49.216	82		49.007	82		48.954
818	1.282	49.756	818	2.739	49.685	818	4.212	49.915
77	3.375	50.843	212	6.613	49.961	30	1 Lap	53.005
212	3.486	50.346	77	7.964	50.479	212	9.699	50.021
661	3.827	50.788	661	8.258	50.592	77	10.900	49.913
37	4.218	50.833	37	8.606	50.519	661	11.560	50.293
511	5.257	51.052	128	10.324	50.850	37	13.961	51.152
128	5.509	51.144	511	10.365	50.810	128	14.221	50.248
541	6.225	51.297	541	12.590	51.187	511	14.435	50.367
100	7.546	52.469	168	16.366	51.833	541	19.917	51.559
168	7.745	51.933	45	16.586	51.022	168	23.545	51.153
45	8.251	52.064	100	19.689	52.780	45	23.897	51.118
22	9.551	53.007	22	20.919	52.595	100	30.617	52.712
686	9.704	52.595	686	21.440	52.981	22	31.436	52.479
73	11.055	53.362	73	23.044	52.855	686	32.751	52.880
124	11.735	53.476	228	23.948	52.878	73	32.900	52.439
228	11.900	53.450	124	26.586	53.854	228	33.241	51.982
30	31.272	1:03.915	30	45.555	53.129	124	40.751	54.016

LAP 3 @ 14:33:50.038			LAP 6 @ 14:36:16.853			LAP 9 @ 14:38:44.346		
NO	BEHIND	LAP TIME	NO	BEHIND	LAP TIME	NO	BEHIND	LAP TIME
82		49.047	82		48.862	82		49.045
818	1.516	49.281	818	3.369	49.492	818	4.744	49.577
212	4.484	50.045	212	7.863	50.112	30	1 Lap	52.268
77	4.979	50.651	77	9.318	50.216	212	10.769	50.115
661	5.195	50.415	661	9.716	50.320	77	11.894	50.039
37	5.651	50.480	37	10.357	50.613	661	12.901	50.386
511	6.637	50.427	128	11.969	50.507	511	15.824	50.434
128	7.021	50.559	511	12.411	50.908	37	15.858	50.942
541	8.041	50.863	541	15.364	51.636	128	16.116	50.940
168	10.591	51.893	168	19.434	51.930	541	22.903	52.031
100	11.658	53.159	45	19.686	51.962	168	25.526	51.026
45	12.027	52.823	100	23.796	52.969	45	25.949	51.097
22	13.264	52.760	22	24.719	52.662	100	34.067	52.495
686	13.498	52.841	686	25.544	52.966	22	34.767	52.376
73	15.102	53.094	73	26.618	52.436	73	36.353	52.498
228	15.954	53.101	228	27.473	52.387	686	36.734	53.028
124	16.700	54.012	124	31.583	53.859	228	36.839	52.643
30	36.755	54.530				124	45.890	54.184

Weather / Track : Cloudy / Dry

Results can be found at www.tsl-timing.com

Brands Hatch Indy: 1.2079 miles
Date: 01/10/2022 Start: 14:31 Finish: 14:39

Printed - 14:48 Saturday, 01 October 2022

BMCRC - MRO Championships 2022 - Rnd 9 @ Brands Hatch Indy

DART Motorsport MRO 600/GP2 inc Clubman 600

RACE 8 - SECTOR ANALYSIS



SECTOR 1 = FL to I1, SECTOR 2 = I1 to FL, DIFF = Difference To Personal Best Lap, P = Crossed Finish Line in Pit Lane, D = Time Disallowed

P1 82		James BULL		Kawasaki ZX6R 636 - team bull racing			
IDEAL LAP TIME : 48.846		BEST LAP TIME : 48.862		DIFFERENCE : 0.016			
LAP	SECTOR 1	SECTOR 2	LAP TIME	MPH	DIFF	TIME OF DAY	
1 -		19.821	53.633	81.07	4.771	14:32:11.775	
2 -	29.582	19.634	49.216	88.35	0.354	14:33:00.991	
3 -	29.461	19.586	49.047	88.66	0.185	14:33:50.038	
4 -	29.376	19.570	48.946 (2)	88.84	0.084	14:34:38.984	
5 -	29.430	19.577	49.007	88.73	0.145	14:35:27.991	
6 -	29.347	19.515	48.862 (1)	88.99		14:36:16.853	
7 -	29.589	19.905	49.494	87.86	0.632	14:37:06.347	
8 -	29.448	19.506	48.954 (3)	88.83	0.092	14:37:55.301	
9 -	29.357	19.688	49.045	88.66	0.183	14:38:44.346	
10 -	29.340	19.639	48.979	88.78	0.117	14:39:33.325	

P2 818		Alex BARKER		Yamaha R6 - Barker Woodrow LTD & Foundry Tyres LTD			
IDEAL LAP TIME : 49.147		BEST LAP TIME : 49.147		DIFFERENCE : 0.000			
LAP	SECTOR 1	SECTOR 2	LAP TIME	MPH	DIFF	TIME OF DAY	
1 -		19.892	54.375	79.97	5.228	14:32:12.517	
2 -	29.899	19.857	49.756	87.39	0.609	14:33:02.273	
3 -	29.602	19.679	49.281 (2)	88.24	0.134	14:33:51.554	
4 -	29.753	19.738	49.491	87.86	0.344	14:34:41.045	
5 -	29.912	19.773	49.685	87.52	0.538	14:35:30.730	
6 -	29.773	19.719	49.492	87.86	0.345	14:36:20.222	
7 -	29.587	19.789	49.376 (3)	88.07	0.229	14:37:09.598	
8 -	29.883	20.032	49.915	87.12	0.768	14:37:59.513	
9 -	29.779	19.798	49.577	87.71	0.430	14:38:49.090	
10 -	29.485	19.662	49.147 (1)	88.48		14:39:38.237	

P3 212 C		Matt PALLETT		Yamaha R6 - BDA Chartered Architects			
IDEAL LAP TIME : 49.796		BEST LAP TIME : 49.961		DIFFERENCE : 0.165			
LAP	SECTOR 1	SECTOR 2	LAP TIME	MPH	DIFF	TIME OF DAY	
1 -		20.054	55.989	77.66	6.028	14:32:14.131	
2 -	30.422	19.924	50.346	86.37	0.385	14:33:04.477	
3 -	29.968	20.077	50.045 (3)	86.89	0.084	14:33:54.522	
4 -	30.168	19.953	50.121	86.76	0.160	14:34:44.643	
5 -	30.133	19.828	49.961 (1)	87.03		14:35:34.604	
6 -	30.204	19.908	50.112	86.77	0.151	14:36:24.716	
7 -	30.143	20.120	50.263	86.51	0.302	14:37:14.979	
8 -	30.130	19.891	50.021 (2)	86.93	0.060	14:38:05.000	
9 -	30.265	19.850	50.115	86.77	0.154	14:38:55.115	
10 -	30.227	19.863	50.090	86.81	0.129	14:39:45.205	

P4 77		Tom WEEDEN		Yamaha R6 - Club 77			
IDEAL LAP TIME : 49.903		BEST LAP TIME : 49.913		DIFFERENCE : 0.010			
LAP	SECTOR 1	SECTOR 2	LAP TIME	MPH	DIFF	TIME OF DAY	
1 -		20.200	55.381	78.52	5.468	14:32:13.523	
2 -	30.760	20.083	50.843	85.53	0.930	14:33:04.366	
3 -	30.421	20.230	50.651	85.85	0.738	14:33:55.017	
4 -	30.400	20.059	50.459	86.18	0.546	14:34:45.476	
5 -	30.383	20.096	50.479	86.14	0.566	14:35:35.955	
6 -	30.186	20.030	50.216	86.59	0.303	14:36:26.171	
7 -	30.140	19.977	50.117 (3)	86.76	0.204	14:37:16.288	
8 -	29.952	19.961	49.913 (1)	87.12		14:38:06.201	
9 -	30.088	19.951	50.039 (2)	86.90	0.126	14:38:56.240	
10 -	30.126	20.068	50.194	86.63	0.281	14:39:46.434	

BMCRC - MRO Championships 2022 - Rnd 9 @ Brands Hatch Indy

DART Motorsport MRO 600/GP2 inc Clubman 600

RACE 8 - SECTOR ANALYSIS



SECTOR 1 = FL to I1, SECTOR 2 = I1 to FL, DIFF = Difference To Personal Best Lap, P = Crossed Finish Line in Pit Lane, D = Time Disallowed

P5 661 GP2		Cameron HARRIS		Triumph 675R - Harris / Tony Scott Motorsport			
IDEAL LAP TIME : 49.993		BEST LAP TIME : 49.999		DIFFERENCE : 0.006			
LAP	SECTOR 1	SECTOR 2	LAP TIME	MPH	DIFF	TIME OF DAY	
1 -		20.263	55.888	77.80	5.889	14:32:14.030	
2 -	30.661	20.127	50.788	85.62	0.789	14:33:04.818	
3 -	30.253	20.162	50.415	86.25	0.416	14:33:55.233	
4 -	30.399	20.025	50.424	86.24	0.425	14:34:45.657	
5 -	30.404	20.188	50.592	85.95	0.593	14:35:36.249	
6 -	30.185	20.135	50.320 (3)	86.41	0.321	14:36:26.569	
7 -	29.968	20.031	49.999 (1)	86.97		14:37:16.568	
8 -	30.098	20.195	50.293 (2)	86.46	0.294	14:38:06.861	
9 -	29.986	20.400	50.386	86.30	0.387	14:38:57.247	
10 -	30.527	20.710	51.237	84.87	1.238	14:39:48.484	

P6 511 C		Ross CLARKE		Kawasaki ZX600RR - Ross clarke Farriery			
IDEAL LAP TIME : 49.919		BEST LAP TIME : 50.105		DIFFERENCE : 0.186			
LAP	SECTOR 1	SECTOR 2	LAP TIME	MPH	DIFF	TIME OF DAY	
1 -		20.654	57.054	76.21	6.949	14:32:15.196	
2 -	30.751	20.301	51.052	85.17	0.947	14:33:06.248	
3 -	30.354	20.073	50.427	86.23	0.322	14:33:56.675	
4 -	30.949	19.922	50.871	85.48	0.766	14:34:47.546	
5 -	30.679	20.131	50.810	85.58	0.705	14:35:38.356	
6 -	30.740	20.168	50.908	85.42	0.803	14:36:29.264	
7 -	30.109	19.996	50.105 (1)	86.78		14:37:19.369	
8 -	30.557	19.810	50.367 (3)	86.33	0.262	14:38:09.736	
9 -	30.403	20.031	50.434	86.22	0.329	14:39:00.170	
10 -	30.191	20.050	50.241 (2)	86.55	0.136	14:39:50.411	

P7 128		Kelvin HOARE		Yamaha R6 - Southern and Country Roofing Ltd			
IDEAL LAP TIME : 50.248		BEST LAP TIME : 50.248		DIFFERENCE : 0.000			
LAP	SECTOR 1	SECTOR 2	LAP TIME	MPH	DIFF	TIME OF DAY	
1 -		20.487	57.214	76.00	6.966	14:32:15.356	
2 -	30.949	20.195	51.144	85.02	0.896	14:33:06.500	
3 -	30.536	20.023	50.559	86.01	0.311	14:33:57.059	
4 -	30.390	20.016	50.406 (3)	86.27	0.158	14:34:47.465	
5 -	30.626	20.224	50.850	85.51	0.602	14:35:38.315	
6 -	30.407	20.100	50.507	86.09	0.259	14:36:28.822	
7 -	30.420	20.032	50.452	86.19	0.204	14:37:19.274	
8 -	30.241	20.007	50.248 (1)	86.54		14:38:09.522	
9 -	30.605	20.335	50.940	85.36	0.692	14:39:00.462	
10 -	30.297	20.102	50.399 (2)	86.28	0.151	14:39:50.861	

P8 37		Alex LATHAM		Triumph DAYTONA - BR-8 / McCrash Racing			
IDEAL LAP TIME : 50.386		BEST LAP TIME : 50.389		DIFFERENCE : 0.003			
LAP	SECTOR 1	SECTOR 2	LAP TIME	MPH	DIFF	TIME OF DAY	
1 -		20.224	56.234	77.32	5.845	14:32:14.376	
2 -	30.564	20.269	50.833	85.54	0.444	14:33:05.209	
3 -	30.418	20.062	50.480 (2)	86.14	0.091	14:33:55.689	
4 -	30.336	20.053	50.389 (1)	86.30		14:34:46.078	
5 -	30.333	20.186	50.519 (3)	86.07	0.130	14:35:36.597	
6 -	30.341	20.272	50.613	85.91	0.224	14:36:27.210	
7 -	30.574	20.326	50.900	85.43	0.511	14:37:18.110	
8 -	30.699	20.453	51.152	85.01	0.763	14:38:09.262	
9 -	30.601	20.341	50.942	85.36	0.553	14:39:00.204	
10 -	30.671	20.210	50.881	85.46	0.492	14:39:51.085	

BMCRC - MRO Championships 2022 - Rnd 9 @ Brands Hatch Indy

DART Motorsport MRO 600/GP2 inc Clubman 600

RACE 8 - SECTOR ANALYSIS



SECTOR 1 = FL to I1, SECTOR 2 = I1 to FL, DIFF = Difference To Personal Best Lap, P = Crossed Finish Line in Pit Lane, D = Time Disallowed

P9 541		Adam JAMISON		Yamaha R6 - Team AJR			
IDEAL LAP TIME : 50.863		BEST LAP TIME : 50.863		DIFFERENCE : 0.000			
LAP	SECTOR 1	SECTOR 2	LAP TIME	MPH	DIFF	TIME OF DAY	
1 -		20.607	57.777	75.26	6.914	14:32:15.919	
2 -	30.959	20.338	51.297 (3)	84.77	0.434	14:33:07.216	
3 -	30.648	20.215	50.863 (1)	85.49		14:33:58.079	
4 -	30.765	20.550	51.315	84.74	0.452	14:34:49.394	
5 -	30.699	20.488	51.187 (2)	84.95	0.324	14:35:40.581	
6 -	31.070	20.566	51.636	84.21	0.773	14:36:32.217	
7 -	30.852	20.590	51.442	84.53	0.579	14:37:23.659	
8 -	30.893	20.666	51.559	84.34	0.696	14:38:15.218	
9 -	31.234	20.797	52.031	83.57	1.168	14:39:07.249	
10 -	31.290	20.727	52.017	83.59	1.154	14:39:59.266	

P10 168 C		Aaron DALRYMPLE		Yamaha R6 - Team Blumpkin Racing			
IDEAL LAP TIME : 50.911		BEST LAP TIME : 51.026		DIFFERENCE : 0.115			
LAP	SECTOR 1	SECTOR 2	LAP TIME	MPH	DIFF	TIME OF DAY	
1 -		20.960	58.661	74.13	7.635	14:32:16.803	
2 -	31.196	20.737	51.933	83.73	0.907	14:33:08.736	
3 -	31.249	20.644	51.893	83.79	0.867	14:34:00.629	
4 -	31.242	20.653	51.895	83.79	0.869	14:34:52.524	
5 -	30.887	20.946	51.833	83.89	0.807	14:35:44.357	
6 -	31.228	20.702	51.930	83.73	0.904	14:36:36.287	
7 -	30.655	20.751	51.406 (3)	84.59	0.380	14:37:27.693	
8 -	30.480	20.673	51.153 (2)	85.01	0.127	14:38:18.846	
9 -	30.595	20.431	51.026 (1)	85.22		14:39:09.872	
10 -	30.697	21.139	51.836	83.89	0.810	14:40:01.708	

P11 45 C		Jake MARSH		Kawasaki ZX6R - Zipped Up Racing			
IDEAL LAP TIME : 50.864		BEST LAP TIME : 51.022		DIFFERENCE : 0.158			
LAP	SECTOR 1	SECTOR 2	LAP TIME	MPH	DIFF	TIME OF DAY	
1 -		21.041	59.036	73.65	8.014	14:32:17.178	
2 -	31.102	20.962	52.064	83.52	1.042	14:33:09.242	
3 -	31.589	21.234	52.823	82.32	1.801	14:34:02.065	
4 -	31.228	20.262	51.490	84.45	0.468	14:34:53.555	
5 -	30.657	20.365	51.022 (1)	85.22		14:35:44.577	
6 -	31.200	20.762	51.962	83.68	0.940	14:36:36.539	
7 -	30.740	20.801	51.541	84.37	0.519	14:37:28.080	
8 -	30.643	20.475	51.118 (3)	85.06	0.096	14:38:19.198	
9 -	30.602	20.495	51.097 (2)	85.10	0.075	14:39:10.295	
10 -	30.666	21.068	51.734	84.05	0.712	14:40:02.029	

P12 100 C		Craig HOWTON		Kawasaki ZX6R -			
IDEAL LAP TIME : 52.395		BEST LAP TIME : 52.469		DIFFERENCE : 0.074			
LAP	SECTOR 1	SECTOR 2	LAP TIME	MPH	DIFF	TIME OF DAY	
1 -		20.942	57.926	75.07	5.457	14:32:16.068	
2 -	31.662	20.807	52.469 (1)	82.87		14:33:08.537	
3 -	32.121	21.038	53.159	81.80	0.690	14:34:01.696	
4 -	32.277	20.927	53.204	81.73	0.735	14:34:54.900	
5 -	31.755	21.025	52.780	82.39	0.311	14:35:47.680	
6 -	31.844	21.125	52.969	82.09	0.500	14:36:40.649	
7 -	31.588	20.969	52.557 (3)	82.74	0.088	14:37:33.206	
8 -	31.681	21.031	52.712	82.49	0.243	14:38:25.918	
9 -	31.632	20.863	52.495 (2)	82.83	0.026	14:39:18.413	
10 -	31.928	20.901	52.829	82.31	0.360	14:40:11.242	

BMCRC - MRO Championships 2022 - Rnd 9 @ Brands Hatch Indy

DART Motorsport MRO 600/GP2 inc Clubman 600

RACE 8 - SECTOR ANALYSIS



SECTOR 1 = FL to I1, SECTOR 2 = I1 to FL, DIFF = Difference To Personal Best Lap, P = Crossed Finish Line in Pit Lane, D = Time Disallowed

P13 22 C		Toby TRUNDLE		Yamaha YZF-R6 - Harris Motorcycles - Harlow			
IDEAL LAP TIME : 52.345		BEST LAP TIME : 52.362		DIFFERENCE : 0.017			
LAP	SECTOR 1	SECTOR 2	LAP TIME	MPH	DIFF	TIME OF DAY	
1 -		21.156	59.393	73.21	7.031	14:32:17.535	
2 -	31.874	21.133	53.007	82.03	0.645	14:33:10.542	
3 -	31.688	21.072	52.760	82.42	0.398	14:34:03.302	
4 -	31.905	21.108	53.013	82.02	0.651	14:34:56.315	
5 -	31.614	20.981	52.595	82.68	0.233	14:35:48.910	
6 -	31.630	21.032	52.662	82.57	0.300	14:36:41.572	
7 -	31.760	20.926	52.686	82.53	0.324	14:37:34.258	
8 -	31.498	20.981	52.479 (3)	82.86	0.117	14:38:26.737	
9 -	31.478	20.898	52.376 (2)	83.02	0.014	14:39:19.113	
10 -	31.495	20.867	52.362 (1)	83.04		14:40:11.475	

P14 73 C		Jamie THOMAS		Yamaha R6 - Team RubyRacing			
IDEAL LAP TIME : 52.266		BEST LAP TIME : 52.291		DIFFERENCE : 0.025			
LAP	SECTOR 1	SECTOR 2	LAP TIME	MPH	DIFF	TIME OF DAY	
1 -		21.265	1:00.542	71.82	8.251	14:32:18.684	
2 -	32.242	21.120	53.362	81.49	1.071	14:33:12.046	
3 -	32.096	20.998	53.094	81.90	0.803	14:34:05.140	
4 -	31.947	21.093	53.040	81.98	0.749	14:34:58.180	
5 -	31.836	21.019	52.855	82.27	0.564	14:35:51.035	
6 -	31.461	20.975	52.436 (3)	82.93	0.145	14:36:43.471	
7 -	31.415	20.876	52.291 (1)	83.16		14:37:35.762	
8 -	31.542	20.897	52.439	82.92	0.148	14:38:28.201	
9 -	31.595	20.903	52.498	82.83	0.207	14:39:20.699	
10 -	31.390	21.026	52.416 (2)	82.96	0.125	14:40:13.115	

P15 686 C		Liam SPILLER		Yamaha R6 - LD Renovate Ltd			
IDEAL LAP TIME : 52.176		BEST LAP TIME : 52.280		DIFFERENCE : 0.104			
LAP	SECTOR 1	SECTOR 2	LAP TIME	MPH	DIFF	TIME OF DAY	
1 -		21.415	59.958	72.52	7.678	14:32:18.100	
2 -	31.617	20.978	52.595 (2)	82.68	0.315	14:33:10.695	
3 -	31.846	20.995	52.841	82.29	0.561	14:34:03.536	
4 -	31.981	20.933	52.914	82.18	0.634	14:34:56.450	
5 -	31.855	21.126	52.981	82.07	0.701	14:35:49.431	
6 -	31.898	21.068	52.966	82.10	0.686	14:36:42.397	
7 -	31.733	21.042	52.775 (3)	82.39	0.495	14:37:35.172	
8 -	31.773	21.107	52.880	82.23	0.600	14:38:28.052	
9 -	31.860	21.168	53.028	82.00	0.748	14:39:21.080	
10 -	31.243	21.037	52.280 (1)	83.17		14:40:13.360	

P16 228 C		Paul McFADDEN		Kawasaki ZX6 - T.McFadden Plant Ltd			
IDEAL LAP TIME :		BEST LAP TIME : 51.982		DIFFERENCE :			
LAP	SECTOR 1	SECTOR 2	LAP TIME	MPH	DIFF	TIME OF DAY	
1 -			1:01.299	70.93	9.317	14:32:19.441	
2 -			53.450	81.35	1.468	14:33:12.891	
3 -			53.101	81.89	1.119	14:34:05.992	
4 -			53.069	81.94	1.087	14:34:59.061	
5 -			52.878	82.23	0.896	14:35:51.939	
6 -			52.387	83.00	0.405	14:36:44.326	
7 -			52.234 (2)	83.25	0.252	14:37:36.560	
8 -			51.982 (1)	83.65		14:38:28.542	
9 -			52.643	82.60	0.661	14:39:21.185	
10 -			52.348 (3)	83.07	0.366	14:40:13.533	

BMCRC - MRO Championships 2022 - Rnd 9 @ Brands Hatch Indy

DART Motorsport MRO 600/GP2 inc Clubman 600

RACE 8 - SECTOR ANALYSIS



SECTOR 1 = FL to I1, SECTOR 2 = I1 to FL, DIFF = Difference To Personal Best Lap, P = Crossed Finish Line in Pit Lane, D = Time Disallowed

P17 124 C		Mark STRUTT		Yamaha R6 - Myself			
IDEAL LAP TIME : 53.385		BEST LAP TIME : 53.476		DIFFERENCE : 0.091			
LAP	SECTOR 1	SECTOR 2	LAP TIME	MPH	DIFF	TIME OF DAY	
1 -		21.571	1:01.108	71.16	7.632	14:32:19.250	
2 -	32.362	21.114	53.476 (1)	81.31		14:33:12.726	
3 -	32.645	21.367	54.012	80.51	0.536	14:34:06.738	
4 -	32.773	21.212	53.985	80.55	0.509	14:35:00.723	
5 -	32.542	21.312	53.854 (3)	80.74	0.378	14:35:54.577	
6 -	32.271	21.588	53.859	80.74	0.383	14:36:48.436	
7 -	32.480	21.120	53.600 (2)	81.13	0.124	14:37:42.036	
8 -	32.457	21.559	54.016	80.50	0.540	14:38:36.052	
9 -	32.766	21.418	54.184	80.25	0.708	14:39:30.236	
10 -	32.782	21.552	54.334	80.03	0.858	14:40:24.570	

P18 30 C		Owen MELLOR		Kawaski ZX-6 - BDS Motorcycles			
IDEAL LAP TIME :		BEST LAP TIME : 52.268		DIFFERENCE :			
LAP	SECTOR 1	SECTOR 2	LAP TIME	MPH	DIFF	TIME OF DAY	
1 -		22.602	1:10.206	61.93	17.938	14:32:28.348	
2 -			1:03.915	68.03	11.647	14:33:32.263	
3 -			54.530	79.74	2.262	14:34:26.793	
4 -			53.624	81.09	1.356	14:35:20.417	
5 -			53.129	81.84	0.861	14:36:13.546	
6 -			53.175	81.77	0.907	14:37:06.721	
7 -			53.005 (3)	82.04	0.737	14:37:59.726	
8 -			52.268 (1)	83.19		14:38:51.994	
9 -			52.575 (2)	82.71	0.307	14:39:44.569	

BMCRC - MRO Championships 2022 - Rnd 9 @ Brands Hatch Indy

DART Motorsport MRO 600/GP2 inc Clubman 600

RACE 8 - BEST SECTORS

SECTOR 1			SECTOR 2			IDEAL / BEST COMPARISON						
POS	NO	NAME	TIME	NO	NAME	TIME	POS	NO	NAME	IDEAL	BEST	DIFF
									PERFECT LAP	48.846		
1	82	BULL	29.340	82	BULL	19.506	1	82	BULL	48.846	48.862	0.016
2	818	BARKER	29.485	818	BARKER	19.662	2	818	BARKER	49.147	49.147	0.000
3	77	WEEDEN	29.952	511	CLARKE	19.810	3	212	PALLET	49.796	49.961	0.165
4	212	PALLET	29.968	212	PALLET	19.828	4	77	WEEDEN	49.903	49.913	0.010
5	661	HARRIS	29.968	77	WEEDEN	19.951	5	511	CLARKE	49.919	50.105	0.186
6	511	CLARKE	30.109	128	HOARE	20.007	6	661	HARRIS	49.993	49.999	0.006
7	128	HOARE	30.241	661	HARRIS	20.025	7	128	HOARE	50.248	50.248	0.000
8	37	LATHAM	30.333	37	LATHAM	20.053	8	37	LATHAM	50.386	50.389	0.003
9	168	DALRYMPLE	30.480	541	JAMISON	20.215	9	541	JAMISON	50.863	50.863	0.000
10	45	MARSH	30.602	45	MARSH	20.262	10	45	MARSH	50.864	51.022	0.158
11	541	JAMISON	30.648	168	DALRYMPLE	20.431	11	168	DALRYMPLE	50.911	51.026	0.115
12	686	SPILLER	31.243	100	HOWTON	20.807	12	686	SPILLER	52.176	52.280	0.104
13	73	THOMAS	31.390	22	TRUNDLE	20.867	13	73	THOMAS	52.266	52.291	0.025
14	22	TRUNDLE	31.478	73	THOMAS	20.876	14	22	TRUNDLE	52.345	52.362	0.017
15	100	HOWTON	31.588	686	SPILLER	20.933	15	100	HOWTON	52.395	52.469	0.074
16	124	STRUTT	32.271	124	STRUTT	21.114	16	124	STRUTT	53.385	53.476	0.091
17				30	MELLOR	22.602	17	228	McFADDEN		51.982	
18							18	30	MELLOR		52.268	

BMCRC - MRO Championships 2022 - Rnd 9 @ Brands Hatch Indy

DART Motorsport MRO 600/GP2 inc Clubman 600

RACE 8 - STATISTICS

Competitors Started 18
Planned Start 2022-10-01 @ 14:17:00.000
Actual Start 2022-10-01 @ 14:31:18.141
Finish Time 2022-10-01 @ 14:39:33.324
Track Length 1.2079mi.
Total Laps 179
Total Distance Covered 216.2222mi.

Session Fastest Lap History

NO	CL	NAME	LAP TIME	TIME OF DAY	LAP	VEHICLE
82		James BULL	49.216	14:33:01.014	2	Kawasaki ZX6R 636
82		James BULL	49.047	14:33:50.060	3	Kawasaki ZX6R 636
82		James BULL	48.946	14:34:39.006	4	Kawasaki ZX6R 636
82		James BULL	48.862	14:36:16.875	6	Kawasaki ZX6R 636

Session Leader History

NO	CL	NAME	FROM LAP	LAPS LED	DISTANCE	VEHICLE
82		James BULL	1	10	12.07 miles	Kawasaki ZX6R 636

Flag History

TYPE	TIME OF DAY
GREEN	14:31:18.141
FINISH	14:39:33.324

Flag Statistics

TYPE	COUNT	TOTAL LAPS	TOTAL TIME
Green	1	10	9:11.184
Red	0	0	0.000
Safety Car	0	0	0.000
FCY	0	0	0.000

BMCRC - MRO Championships 2022 - Rnd 9 @ Brands Hatch Indy

DART Motorsport MRO 600/GP2 inc Clubman 600

RACE 8 - STATISTICS

CLASS :

6 Starters

Fastest Lap History

NO	NAME	LAP TIME	TIME OF DAY	LAP	VEHICLE
82	James BULL	49.216	14:33:01.014	2	Kawasaki ZX6R 636
82	James BULL	49.047	14:33:50.060	3	Kawasaki ZX6R 636
82	James BULL	48.946	14:34:39.006	4	Kawasaki ZX6R 636
82	James BULL	48.862	14:36:16.875	6	Kawasaki ZX6R 636

Leader History

NO	NAME	FROM LAP	LAPS LED	DISTANCE	VEHICLE
82	James BULL	1	10	12.07 miles	Kawasaki ZX6R 636

BMCRC - MRO Championships 2022 - Rnd 9 @ Brands Hatch Indy

DART Motorsport MRO 600/GP2 inc Clubman 600

RACE 8 - STATISTICS

CLASS : C

11 Starters

Fastest Lap History

NO	NAME	LAP TIME	TIME OF DAY	LAP	VEHICLE
212	Matt PALLETT	50.346	14:33:04.500	2	Yamaha R6
212	Matt PALLETT	50.045	14:33:54.544	3	Yamaha R6
212	Matt PALLETT	49.961	14:35:34.627	5	Yamaha R6

Leader History

NO	NAME	FROM LAP	LAPS LED	DISTANCE	VEHICLE
212	Matt PALLETT	1	10	12.07 miles	Yamaha R6

BMCRC - MRO Championships 2022 - Rnd 9 @ Brands Hatch Indy

DART Motorsport MRO 600/GP2 inc Clubman 600

RACE 8 - STATISTICS

CLASS : GP2

1 Starters

Fastest Lap History

NO	NAME	LAP TIME	TIME OF DAY	LAP	VEHICLE
661	Cameron HARRIS	50.788	14:33:04.825	2	Triumph 675R
661	Cameron HARRIS	50.415	14:33:55.241	3	Triumph 675R
661	Cameron HARRIS	50.320	14:36:26.577	6	Triumph 675R
661	Cameron HARRIS	49.999	14:37:16.576	7	Triumph 675R

Leader History

NO	NAME	FROM LAP	LAPS LED	DISTANCE	VEHICLE
661	Cameron HARRIS	1	10	12.07 miles	Triumph 675R

BMCRC - MRO Championships 2022 - Rnd 9 @ Brands Hatch Indy



DART Motorsport MRO 600/GP2 inc Clubman 600

RACE 17 - GRID (10 Laps)

ROW 7	21		20	33	Aaren CARPENTER	19	169	Gareth CUNNINGHAM
ROW 6	18	53.476	17	100	Craig HOWTON	16	22	Toby TRUNDLE
ROW 5	15	52.291	14	686	Liam SPILLER	13	30	Owen MELLOR
ROW 4	12	51.982	11	168	Aaron DALRYMPLE	10	45	Jake MARSH
ROW 3	9	50.863	8	37	Alex LATHAM	7	128	Kelvin HOARE
ROW 2	6	50.105	5	661	Cameron HARRIS	4	212	Matt PALLETT
ROW 1	3	49.913	2	818	Alex BARKER	1	82	James BULL
								Pole

Brands Hatch Indy: 1.2079 miles

These results are provisional until the conclusion of any judicial and technical matters.

Clerk Of Course :	Stewards :	Timekeeper : <i>Craig Smith</i>
-------------------	------------	------------------------------------

Results can be found at www.tsl-timing.com

Printed - 14:49 Saturday, 01 October 2022



BMCRC - MRO Championships 2022 - Rnd 9 @ Brands Hatch Indy



DART Motorsport MRO 600/GP2 inc Clubman 600

RACE 17 - CLASSIFICATION

POS	NO	CL	PIC NAME	ENTRY	LAPS	TIME	GAP	DIFF	MPH	BEST	ON
1	82		1 James BULL	Kawasaki ZX6R 636 - team bull racing	10	8:16.177			87.64	49.046	5
2	818		2 Alex BARKER	Yamaha R6 - Barker Woodrow LTD & Foundry Tyre	10	8:20.955	4.778	4.778	86.80	49.329	9
3	212	C	1 Matt PALLETT	Yamaha R6 - BDA Chartered Architects	10	8:26.355	10.178	5.400	85.88	49.485	9
4	511	C	2 Ross CLARKE	Kawasaki ZX600RR - Ross clarke Farriery	10	8:26.992	10.815	0.637	85.77	49.699	9
5	77		3 Tom WEEDEN	Yamaha R6 - Club 77	10	8:28.448	12.271	1.456	85.52	49.949	9
6	661	GP2	1 Cameron HARRIS	Triumph 675R - Harris / Tony Scott Motorsport	10	8:29.343	13.166	0.895	85.37	50.037	9
7	37		4 Alex LATHAM	Triumph DAYTONA - BR-8 / McCrash Racing	10	8:31.190	15.013	1.847	85.06	50.185	8
8	128		5 Kelvin HOARE	Yamaha R6 - Southern and Country Roofing Ltd	10	8:31.387	15.210	0.197	85.03	50.145	8
9	168	C	3 Aaron DALRYMPLE	Yamaha R6 - Team Blumpkin Racing	10	8:40.899	24.722	9.512	83.48	51.058	5
10	541		6 Adam JAMISON	Yamaha R6 - Team AJR	10	8:41.059	24.882	0.160	83.45	50.575	7
11	45	C	4 Jake MARSH	Kawasaki ZX6R - Zipped Up Racing	10	8:41.236	25.059	0.177	83.42	51.116	10
12	30*	C	5 Owen MELLOR	Kawaski ZX-6 - BDS Motorcycles	10	8:46.228	30.051	4.992	82.63	51.267	5
13	169*		7 Gareth CUNNINGHAM	Yamaha R6 - Burnham cars ltd	10	8:50.746	34.569	4.518	81.93	51.884	10
14	100	C	6 Craig HOWTON	Kawasaki ZX6R -	10	8:52.395	36.218	1.649	81.67	52.358	10
15	22	C	7 Toby TRUNDLE	Yamaha YZF-R6 - Harris Motorcycles - Harlow	10	8:54.403	38.226	2.008	81.37	52.397	8
16	686	C	8 Liam SPILLER	Yamaha R6 - LD Renovate Ltd	10	8:54.700	38.523	0.297	81.32	52.337	10
17	228*	C	9 Paul McFADDEN	Kawasaki ZX6 - T.McFadden Plant Ltd	10	8:54.870	38.693	0.170	81.30	52.057	9
18	73	C	10 Jamie THOMAS	Yamaha R6 - Team RubyRacing	10	8:55.652	39.475	0.782	81.18	52.201	10

FASTEST LAP

82	James BULL	Kawasaki ZX6R 636 - team bull racing	5	49.046	88.66 mph	142.69 kph
212 C	Matt PALLETT	Yamaha R6 - BDA Chartered Architects	9	49.485	87.87 mph	141.42 kph
661 GP2	Cameron HARRIS	Triumph 675R - Harris / Tony Scott Motorsport	9	50.037	86.90 mph	139.86 kph

* No. 30, 169 & 228 - Please fit a working transponder

Class - 92.5% of Race Speed = 81.06 mph

Class C - 92.5% of Race Speed = 79.43 mph

Class GP2 - 92.5% of Race Speed = 78.96 mph

Weather / Track : Cloudy / Dry

These results are provisional until the conclusion of any judicial and technical matters.

Race Distance: 10 Laps / 12.07 miles

Brands Hatch Indy: 1.2079 miles

Date: 01/10/2022 Start: 16:41 Finish: 16:49

Clerk Of Course :	Stewards :	Timekeeper : <i>Craig Smith</i>
-------------------	------------	------------------------------------

Results can be found at www.tsl-timing.com

Printed - 16:59 Saturday, 01 October 2022



BMCRC - MRO Championships 2022 - Rnd 9 @ Brands Hatch Indy

DART Motorsport MRO 600/GP2 inc Clubman 600

RACE 17 - LAP CHART

LAP 1 @ 16:42:34.242			LAP 4 @ 16:45:01.573			LAP 7 @ 16:47:28.780			LAP 10 @ 16:49:56.782		
NO	BEHIND	LAP TIME	NO	BEHIND	LAP TIME	NO	BEHIND	LAP TIME	NO	BEHIND	LAP TIME
82		53.637	82		49.069	82		49.072	82		49.438
818	0.768	54.405	818	2.278	49.365	818	4.030	49.660	818	4.778	49.835
77	1.803	55.440	77	5.985	50.385	511	9.286	50.075	212	10.178	49.635
661	2.441	56.078	511	6.204	50.382	212	9.368	49.933	511	10.815	49.851
37	2.719	56.356	212	6.692	50.742	77	10.056	50.143	77	12.271	50.222
511	2.787	56.424	661	6.866	50.971	661	10.487	50.107	661	13.166	50.431
212	3.018	56.655	37	8.180	50.683	37	12.063	50.441	37	15.013	50.471
128	3.771	57.408	128	8.423	50.841	128	12.401	50.384	128	15.210	50.345
45	4.269	57.906	45	11.415	51.285	168	18.533	51.361	168	24.722	51.748
168	4.770	58.407	168	11.844	51.512	45	18.834	51.402	541	24.882	51.607
30	5.127	58.764	30	13.200	51.428	541	19.035	50.575	45	25.059	51.116
541	5.280	58.917	541	13.378	51.423	30	20.452	51.341	30	30.051	54.769
100	5.757	59.394	100	16.798	52.443	169	26.458	52.372	169	34.569	51.884
686	6.236	59.873	169	17.043	52.052	100	27.025	52.484	100	36.218	52.358
22	6.294	59.931	22	17.705	53.119	22	28.583	52.988	22	38.226	52.573
73	6.580	1:00.217	686	18.116	53.272	686	28.925	52.446	686	38.523	52.337
169	7.735	1:01.372	73	18.705	52.995	73	29.525	52.328	228	38.693	52.304
228	8.401	1:02.038	228	18.806	52.506	228	29.621	52.400	73	39.475	52.201

LAP 2 @ 16:43:23.343			LAP 5 @ 16:45:50.619			LAP 8 @ 16:48:17.977		
NO	BEHIND	LAP TIME	NO	BEHIND	LAP TIME	NO	BEHIND	LAP TIME
82		49.101	82		49.046	82		49.197
818	1.386	49.719	818	2.820	49.588	818	4.419	49.586
77	3.246	50.544	511	7.067	49.909	212	9.863	49.692
661	3.690	50.350	77	7.379	50.440	511	10.070	49.981
511	3.955	50.269	212	7.491	49.845	77	10.905	50.046
212	4.190	50.273	661	7.951	50.131	661	11.503	50.213
37	4.654	51.036	37	9.330	50.196	37	13.051	50.185
128	4.939	50.269	128	9.617	50.240	128	13.349	50.145
45	6.936	51.768	45	13.726	51.357	168	20.587	51.251
168	7.375	51.706	168	13.856	51.058	45	20.829	51.192
30	8.368	52.342	30	15.421	51.267	541	20.899	51.061
541	8.500	52.321	541	15.716	51.384	30	22.816	51.561
100	9.740	53.084	100	20.119	52.367	169	29.402	52.141
22	10.022	52.829	169	20.208	52.211	100	30.286	52.458
686	10.472	53.337	22	21.168	52.509	22	31.783	52.397
169	10.837	52.203	686	22.056	52.986	686	32.653	52.925
73	11.318	53.839	73	22.628	52.969	228	33.137	52.713
228	11.736	52.436	228	22.677	52.917	73	33.344	53.016

LAP 3 @ 16:44:12.504			LAP 6 @ 16:46:39.708			LAP 9 @ 16:49:07.344		
NO	BEHIND	LAP TIME	NO	BEHIND	LAP TIME	NO	BEHIND	LAP TIME
82		49.161	82		49.089	82		49.367
818	1.982	49.757	818	3.442	49.711	818	4.381	49.329
77	4.669	50.584	511	8.283	50.305	212	9.981	49.485
511	4.891	50.097	212	8.507	50.105	511	10.402	49.699
661	4.964	50.435	77	8.985	50.695	77	11.487	49.949
212	5.019	49.990	661	9.452	50.590	661	12.173	50.037
37	6.566	51.073	37	10.694	50.453	37	13.980	50.296
128	6.651	50.873	128	11.089	50.561	128	14.303	50.321
45	9.199	51.424	168	16.244	51.477	168	22.412	51.192
168	9.401	51.187	45	16.504	51.867	541	22.713	51.181
30	10.841	51.634	541	17.532	50.905	45	23.381	51.919
541	11.024	51.685	30	18.183	51.851	30	24.720	51.271
100	13.424	52.845	169	23.158	52.039	169	32.123	52.088
22	13.655	52.794	100	23.613	52.583	100	33.298	52.379
686	13.913	52.602	22	24.667	52.588	22	35.091	52.675
169	14.060	52.384	686	25.551	52.584	686	35.624	52.338
73	14.779	52.622	73	26.269	52.730	228	35.827	52.057
228	15.369	52.794	228	26.293	52.705	73	36.712	52.735

Weather / Track : Cloudy / Dry

Results can be found at www.tsl-timing.com

Brands Hatch Indy: 1.2079 miles
Date: 01/10/2022 Start: 16:41 Finish: 16:49

Printed - 16:58 Saturday, 01 October 2022

BMCRC - MRO Championships 2022 - Rnd 9 @ Brands Hatch Indy

DART Motorsport MRO 600/GP2 inc Clubman 600

RACE 17 - SECTOR ANALYSIS



SECTOR 1 = FL to I1, SECTOR 2 = I1 to FL, DIFF = Difference To Personal Best Lap, P = Crossed Finish Line in Pit Lane, D = Time Disallowed

P1 82 James BULL		Kawasaki ZX6R 636 - team bull racing				
IDEAL LAP TIME : 48.958		BEST LAP TIME : 49.046		DIFFERENCE : 0.088		
LAP	SECTOR 1	SECTOR 2	LAP TIME	MPH	DIFF	TIME OF DAY
1 -		19.785	53.637	81.07	4.591	16:42:34.242
2 -	29.496	19.605	49.101	88.56	0.055	16:43:23.343
3 -	29.477	19.684	49.161	88.45	0.115	16:44:12.504
4 -	29.463	19.606	49.069 (2)	88.62	0.023	16:45:01.573
5 -	29.353	19.693	49.046 (1)	88.66		16:45:50.619
6 -	29.483	19.606	49.089	88.58	0.043	16:46:39.708
7 -	29.415	19.657	49.072 (3)	88.61	0.026	16:47:28.780
8 -	29.518	19.679	49.197	88.39	0.151	16:48:17.977
9 -	29.616	19.751	49.367	88.08	0.321	16:49:07.344
10 -	29.701	19.737	49.438	87.96	0.392	16:49:56.782

P2 818 Alex BARKER		Yamaha R6 - Barker Woodrow LTD & Foundry Tyres LTD				
IDEAL LAP TIME : 49.165		BEST LAP TIME : 49.329		DIFFERENCE : 0.164		
LAP	SECTOR 1	SECTOR 2	LAP TIME	MPH	DIFF	TIME OF DAY
1 -		19.812	54.405	79.92	5.076	16:42:35.010
2 -	29.874	19.845	49.719	87.46	0.390	16:43:24.729
3 -	29.995	19.762	49.757	87.39	0.428	16:44:14.486
4 -	29.491	19.874	49.365 (2)	88.09	0.036	16:45:03.851
5 -	29.705	19.883	49.588	87.69	0.259	16:45:53.439
6 -	29.851	19.860	49.711	87.47	0.382	16:46:43.150
7 -	29.722	19.938	49.660	87.56	0.331	16:47:32.810
8 -	29.807	19.779	49.586 (3)	87.69	0.257	16:48:22.396
9 -	29.655	19.674	49.329 (1)	88.15		16:49:11.725
10 -	29.857	19.978	49.835	87.26	0.506	16:50:01.560

P3 212 C Matt PALLETT		Yamaha R6 - BDA Chartered Architects				
IDEAL LAP TIME : 49.485		BEST LAP TIME : 49.485		DIFFERENCE : 0.000		
LAP	SECTOR 1	SECTOR 2	LAP TIME	MPH	DIFF	TIME OF DAY
1 -		19.945	56.655	76.75	7.170	16:42:37.260
2 -	30.419	19.854	50.273	86.49	0.788	16:43:27.533
3 -	30.029	19.961	49.990	86.98	0.505	16:44:17.523
4 -	30.659	20.083	50.742	85.70	1.257	16:45:08.265
5 -	29.884	19.961	49.845	87.24	0.360	16:45:58.110
6 -	29.954	20.151	50.105	86.78	0.620	16:46:48.215
7 -	30.091	19.842	49.933	87.08	0.448	16:47:38.148
8 -	29.846	19.846	49.692 (3)	87.51	0.207	16:48:27.840
9 -	29.771	19.714	49.485 (1)	87.87		16:49:17.325
10 -	29.903	19.732	49.635 (2)	87.61	0.150	16:50:06.960

P4 511 C Ross CLARKE		Kawasaki ZX600RR - Ross clarke Farriery				
IDEAL LAP TIME : 49.676		BEST LAP TIME : 49.699		DIFFERENCE : 0.023		
LAP	SECTOR 1	SECTOR 2	LAP TIME	MPH	DIFF	TIME OF DAY
1 -		20.288	56.424	77.06	6.725	16:42:37.029
2 -	30.342	19.927	50.269	86.50	0.570	16:43:27.298
3 -	30.049	20.048	50.097	86.80	0.398	16:44:17.395
4 -	30.660	19.722	50.382	86.31	0.683	16:45:07.777
5 -	29.954	19.955	49.909 (3)	87.13	0.210	16:45:57.686
6 -	30.295	20.010	50.305	86.44	0.606	16:46:47.991
7 -	30.161	19.914	50.075	86.84	0.376	16:47:38.066
8 -	30.066	19.915	49.981	87.00	0.282	16:48:28.047
9 -	29.967	19.732	49.699 (1)	87.49		16:49:17.746
10 -	30.035	19.816	49.851 (2)	87.23	0.152	16:50:07.597

BMCRC - MRO Championships 2022 - Rnd 9 @ Brands Hatch Indy

DART Motorsport MRO 600/GP2 inc Clubman 600

RACE 17 - SECTOR ANALYSIS



SECTOR 1 = FL to I1, SECTOR 2 = I1 to FL, DIFF = Difference To Personal Best Lap, P = Crossed Finish Line in Pit Lane, D = Time Disallowed

P5 77 Tom WEEDEN		Yamaha R6 - Club 77				
IDEAL LAP TIME : 49.939		BEST LAP TIME : 49.949				
		DIFFERENCE : 0.010				
LAP	SECTOR 1	SECTOR 2	LAP TIME	MPH	DIFF	TIME OF DAY
1 -		20.167	55.440	78.43	5.491	16:42:36.045
2 -	30.489	20.055	50.544	86.03	0.595	16:43:26.589
3 -	30.496	20.088	50.584	85.96	0.635	16:44:17.173
4 -	30.214	20.171	50.385	86.30	0.436	16:45:07.558
5 -	30.423	20.017	50.440	86.21	0.491	16:45:57.998
6 -	30.602	20.093	50.695	85.77	0.746	16:46:48.693
7 -	30.257	19.886	50.143 (3)	86.72	0.194	16:47:38.836
8 -	30.163	19.883	50.046 (2)	86.89	0.097	16:48:28.882
9 -	30.056	19.893	49.949 (1)	87.06		16:49:18.831
10 -	30.183	20.039	50.222	86.58	0.273	16:50:09.053

P6 661 GP2 Cameron HARRIS		Triumph 675R - Harris / Tony Scott Motorsport				
IDEAL LAP TIME : 49.887		BEST LAP TIME : 50.037				
		DIFFERENCE : 0.150				
LAP	SECTOR 1	SECTOR 2	LAP TIME	MPH	DIFF	TIME OF DAY
1 -		20.421	56.078	77.54	6.041	16:42:36.683
2 -	30.178	20.172	50.350	86.36	0.313	16:43:27.033
3 -	30.182	20.253	50.435	86.22	0.398	16:44:17.468
4 -	30.702	20.269	50.971	85.31	0.934	16:45:08.439
5 -	30.043	20.088	50.131 (3)	86.74	0.094	16:45:58.570
6 -	30.234	20.356	50.590	85.95	0.553	16:46:49.160
7 -	29.997	20.110	50.107 (2)	86.78	0.070	16:47:39.267
8 -	29.989	20.224	50.213	86.60	0.176	16:48:29.480
9 -	29.799	20.238	50.037 (1)	86.90		16:49:19.517
10 -	30.045	20.386	50.431	86.22	0.394	16:50:09.948

P7 37 Alex LATHAM		Triumph DAYTONA - BR-8 / McCrash Racing				
IDEAL LAP TIME : 50.063		BEST LAP TIME : 50.185				
		DIFFERENCE : 0.122				
LAP	SECTOR 1	SECTOR 2	LAP TIME	MPH	DIFF	TIME OF DAY
1 -		20.545	56.356	77.16	6.171	16:42:36.961
2 -	30.977	20.059	51.036	85.20	0.851	16:43:27.997
3 -	30.829	20.244	51.073	85.14	0.888	16:44:19.070
4 -	30.591	20.092	50.683	85.80	0.498	16:45:09.753
5 -	30.240	19.956	50.196 (2)	86.63	0.011	16:45:59.949
6 -	30.365	20.088	50.453	86.19	0.268	16:46:50.402
7 -	30.348	20.093	50.441	86.21	0.256	16:47:40.843
8 -	30.107	20.078	50.185 (1)	86.65		16:48:31.028
9 -	30.222	20.074	50.296 (3)	86.46	0.111	16:49:21.324
10 -	30.296	20.175	50.471	86.16	0.286	16:50:11.795

P8 128 Kelvin HOARE		Yamaha R6 - Southern and Country Roofing Ltd				
IDEAL LAP TIME : 50.098		BEST LAP TIME : 50.145				
		DIFFERENCE : 0.047				
LAP	SECTOR 1	SECTOR 2	LAP TIME	MPH	DIFF	TIME OF DAY
1 -		20.675	57.408	75.74	7.263	16:42:38.013
2 -	30.385	19.884	50.269 (3)	86.50	0.124	16:43:28.282
3 -	30.634	20.239	50.873	85.47	0.728	16:44:19.155
4 -	30.875	19.966	50.841	85.53	0.696	16:45:09.996
5 -	30.261	19.979	50.240 (2)	86.55	0.095	16:46:00.236
6 -	30.509	20.052	50.561	86.00	0.416	16:46:50.797
7 -	30.306	20.078	50.384	86.30	0.239	16:47:41.181
8 -	30.214	19.931	50.145 (1)	86.72		16:48:31.326
9 -	30.216	20.105	50.321	86.41	0.176	16:49:21.647
10 -	30.246	20.099	50.345	86.37	0.200	16:50:11.992

BMCRC - MRO Championships 2022 - Rnd 9 @ Brands Hatch Indy

DART Motorsport MRO 600/GP2 inc Clubman 600

RACE 17 - SECTOR ANALYSIS



SECTOR 1 = FL to I1, SECTOR 2 = I1 to FL, DIFF = Difference To Personal Best Lap, P = Crossed Finish Line in Pit Lane, D = Time Disallowed

P9 168 C		Aaron DALRYMPLE		Yamaha R6 - Team Blumpkin Racing			
IDEAL LAP TIME : 50.977		BEST LAP TIME : 51.058		DIFFERENCE : 0.081			
LAP	SECTOR 1	SECTOR 2	LAP TIME	MPH	DIFF	TIME OF DAY	
1 -		20.860	58.407	74.45	7.349	16:42:39.012	
2 -	31.114	20.592	51.706	84.10	0.648	16:43:30.718	
3 -	30.708	20.479	51.187 (2)	84.95	0.129	16:44:21.905	
4 -	31.019	20.493	51.512	84.41	0.454	16:45:13.417	
5 -	30.684	20.374	51.058 (1)	85.16		16:46:04.475	
6 -	30.911	20.566	51.477	84.47	0.419	16:46:55.952	
7 -	30.740	20.621	51.361	84.66	0.303	16:47:47.313	
8 -	30.603	20.648	51.251	84.84	0.193	16:48:38.564	
9 -	30.710	20.482	51.192 (3)	84.94	0.134	16:49:29.756	
10 -	30.965	20.783	51.748	84.03	0.690	16:50:21.504	

P10 541		Adam JAMISON		Yamaha R6 - Team AJR			
IDEAL LAP TIME : 50.543		BEST LAP TIME : 50.575		DIFFERENCE : 0.032			
LAP	SECTOR 1	SECTOR 2	LAP TIME	MPH	DIFF	TIME OF DAY	
1 -		21.058	58.917	73.80	8.342	16:42:39.522	
2 -	31.408	20.913	52.321	83.11	1.746	16:43:31.843	
3 -	31.178	20.507	51.685	84.13	1.110	16:44:23.528	
4 -	31.050	20.373	51.423	84.56	0.848	16:45:14.951	
5 -	30.961	20.423	51.384	84.62	0.809	16:46:06.335	
6 -	30.798	20.107	50.905 (2)	85.42	0.330	16:46:57.240	
7 -	30.436	20.139	50.575 (1)	85.98		16:47:47.815	
8 -	30.818	20.243	51.061 (3)	85.16	0.486	16:48:38.876	
9 -	30.983	20.198	51.181	84.96	0.606	16:49:30.057	
10 -	30.831	20.776	51.607	84.26	1.032	16:50:21.664	

P11 45 C		Jake MARSH		Kawasaki ZX6R - Zipped Up Racing			
IDEAL LAP TIME : 50.974		BEST LAP TIME : 51.116		DIFFERENCE : 0.142			
LAP	SECTOR 1	SECTOR 2	LAP TIME	MPH	DIFF	TIME OF DAY	
1 -		20.745	57.906	75.09	6.790	16:42:38.511	
2 -	31.141	20.627	51.768	84.00	0.652	16:43:30.279	
3 -	30.892	20.532	51.424	84.56	0.308	16:44:21.703	
4 -	30.869	20.416	51.285 (3)	84.79	0.169	16:45:12.988	
5 -	30.841	20.516	51.357	84.67	0.241	16:46:04.345	
6 -	31.329	20.538	51.867	83.84	0.751	16:46:56.212	
7 -	30.695	20.707	51.402	84.59	0.286	16:47:47.614	
8 -	30.733	20.459	51.192 (2)	84.94	0.076	16:48:38.806	
9 -	31.290	20.629	51.919	83.75	0.803	16:49:30.725	
10 -	30.837	20.279	51.116 (1)	85.07		16:50:21.841	

P12 30 C		Owen MELLOR		Kawaski ZX-6 - BDS Motorcycles			
IDEAL LAP TIME :		BEST LAP TIME : 51.267		DIFFERENCE :			
LAP	SECTOR 1	SECTOR 2	LAP TIME	MPH	DIFF	TIME OF DAY	
1 -		21.030	58.764	74.00	7.497	16:42:39.369	
2 -			52.342	83.08	1.075	16:43:31.711	
3 -			51.634	84.21	0.367	16:44:23.345	
4 -			51.428	84.55	0.161	16:45:14.773	
5 -			51.267 (1)	84.82		16:46:06.040	
6 -			51.851	83.86	0.584	16:46:57.891	
7 -			51.341 (3)	84.70	0.074	16:47:49.232	
8 -			51.561	84.33	0.294	16:48:40.793	
9 -			51.271 (2)	84.81	0.004	16:49:32.064	
10 -			54.769	79.39	3.502	16:50:26.833	

BMCRC - MRO Championships 2022 - Rnd 9 @ Brands Hatch Indy

DART Motorsport MRO 600/GP2 inc Clubman 600

RACE 17 - SECTOR ANALYSIS



SECTOR 1 = FL to I1, SECTOR 2 = I1 to FL, DIFF = Difference To Personal Best Lap, P = Crossed Finish Line in Pit Lane, D = Time Disallowed

P13 169		Gareth CUNNINGHAM		Yamaha R6 - Burnham cars ltd		
IDEAL LAP TIME :		BEST LAP TIME : 51.884		DIFFERENCE :		
LAP	SECTOR 1	SECTOR 2	LAP TIME	MPH	DIFF	TIME OF DAY
1 -			1:01.372	70.85	9.488	16:42:41.977
2 -			52.203	83.30	0.319	16:43:34.180
3 -			52.384	83.01	0.500	16:44:26.564
4 -			52.052 (3)	83.54	0.168	16:45:18.616
5 -			52.211	83.28	0.327	16:46:10.827
6 -			52.039 (2)	83.56	0.155	16:47:02.866
7 -			52.372	83.03	0.488	16:47:55.238
8 -			52.141	83.40	0.257	16:48:47.379
9 -			52.088	83.48	0.204	16:49:39.467
10 -			51.884 (1)	83.81		16:50:31.351

P14 100 C		Craig HOWTON		Kawasaki ZX6R -		
IDEAL LAP TIME : 52.287		BEST LAP TIME : 52.358		DIFFERENCE : 0.071		
LAP	SECTOR 1	SECTOR 2	LAP TIME	MPH	DIFF	TIME OF DAY
1 -		21.483	59.394	73.21	7.036	16:42:39.999
2 -	32.016	21.068	53.084	81.91	0.726	16:43:33.083
3 -	31.596	21.249	52.845	82.28	0.487	16:44:25.928
4 -	31.520	20.923	52.443	82.92	0.085	16:45:18.371
5 -	31.581	20.786	52.367 (2)	83.04	0.009	16:46:10.738
6 -	31.766	20.817	52.583	82.69	0.225	16:47:03.321
7 -	31.572	20.912	52.484	82.85	0.126	16:47:55.805
8 -	31.631	20.827	52.458	82.89	0.100	16:48:48.263
9 -	31.612	20.767	52.379 (3)	83.02	0.021	16:49:40.642
10 -	31.528	20.830	52.358 (1)	83.05		16:50:33.000

P15 22 C		Toby TRUNDLE		Yamaha YZF-R6 - Harris Motorcycles - Harlow		
IDEAL LAP TIME : 52.333		BEST LAP TIME : 52.397		DIFFERENCE : 0.064		
LAP	SECTOR 1	SECTOR 2	LAP TIME	MPH	DIFF	TIME OF DAY
1 -		21.539	59.931	72.55	7.534	16:42:40.536
2 -	31.706	21.123	52.829	82.31	0.432	16:43:33.365
3 -	31.530	21.264	52.794	82.36	0.397	16:44:26.159
4 -	32.112	21.007	53.119	81.86	0.722	16:45:19.278
5 -	31.688	20.821	52.509 (2)	82.81	0.112	16:46:11.787
6 -	31.756	20.832	52.588	82.69	0.191	16:47:04.375
7 -	31.839	21.149	52.988	82.06	0.591	16:47:57.363
8 -	31.594	20.803	52.397 (1)	82.99		16:48:49.760
9 -	31.745	20.930	52.675	82.55	0.278	16:49:42.435
10 -	31.706	20.867	52.573 (3)	82.71	0.176	16:50:35.008

P16 686 C		Liam SPILLER		Yamaha R6 - LD Renovate Ltd		
IDEAL LAP TIME : 52.175		BEST LAP TIME : 52.337		DIFFERENCE : 0.162		
LAP	SECTOR 1	SECTOR 2	LAP TIME	MPH	DIFF	TIME OF DAY
1 -		21.521	59.873	72.63	7.536	16:42:40.478
2 -	32.151	21.186	53.337	81.53	1.000	16:43:33.815
3 -	31.553	21.049	52.602	82.66	0.265	16:44:26.417
4 -	32.156	21.116	53.272	81.63	0.935	16:45:19.689
5 -	31.871	21.115	52.986	82.07	0.649	16:46:12.675
6 -	31.620	20.964	52.584	82.69	0.247	16:47:05.259
7 -	31.464	20.982	52.446 (3)	82.91	0.109	16:47:57.705
8 -	31.846	21.079	52.925	82.16	0.588	16:48:50.630
9 -	31.394	20.944	52.338 (2)	83.08	0.001	16:49:42.968
10 -	31.556	20.781	52.337 (1)	83.08		16:50:35.305

BMCRC - MRO Championships 2022 - Rnd 9 @ Brands Hatch Indy

DART Motorsport MRO 600/GP2 inc Clubman 600

RACE 17 - SECTOR ANALYSIS



SECTOR 1 = FL to I1, SECTOR 2 = I1 to FL, DIFF = Difference To Personal Best Lap, P = Crossed Finish Line in Pit Lane, D = Time Disallowed

P17 228 C Paul McFADDEN		Kawasaki ZX6 - T.McFadden Plant Ltd				
IDEAL LAP TIME :		BEST LAP TIME : 52.057		DIFFERENCE :		
LAP	SECTOR 1	SECTOR 2	LAP TIME	MPH	DIFF	TIME OF DAY
1 -			1:02.038	70.09	9.981	16:42:42.643
2 -			52.436	82.93	0.379	16:43:35.079
3 -			52.794	82.36	0.737	16:44:27.873
4 -			52.506	82.82	0.449	16:45:20.379
5 -			52.917	82.17	0.860	16:46:13.296
6 -			52.705	82.50	0.648	16:47:06.001
7 -			52.400 (3)	82.98	0.343	16:47:58.401
8 -			52.713	82.49	0.656	16:48:51.114
9 -			52.057 (1)	83.53		16:49:43.171
10 -			52.304 (2)	83.14	0.247	16:50:35.475

P18 73 C Jamie THOMAS		Yamaha R6 - Team RubyRacing				
IDEAL LAP TIME : 52.201		BEST LAP TIME : 52.201		DIFFERENCE : 0.000		
LAP	SECTOR 1	SECTOR 2	LAP TIME	MPH	DIFF	TIME OF DAY
1 -		21.508	1:00.217	72.21	8.016	16:42:40.822
2 -	32.105	21.734	53.839	80.77	1.638	16:43:34.661
3 -	31.436	21.186	52.622 (3)	82.63	0.421	16:44:27.283
4 -	31.659	21.336	52.995	82.05	0.794	16:45:20.278
5 -	31.743	21.226	52.969	82.09	0.768	16:46:13.247
6 -	31.733	20.997	52.730	82.46	0.529	16:47:05.977
7 -	31.302	21.026	52.328 (2)	83.10	0.127	16:47:58.305
8 -	31.516	21.500	53.016	82.02	0.815	16:48:51.321
9 -	31.776	20.959	52.735	82.46	0.534	16:49:44.056
10 -	31.279	20.922	52.201 (1)	83.30		16:50:36.257

BMCRC - MRO Championships 2022 - Rnd 9 @ Brands Hatch Indy

DART Motorsport MRO 600/GP2 inc Clubman 600

RACE 17 - BEST SECTORS

SECTOR 1			SECTOR 2			IDEAL / BEST COMPARISON						
POS	NO	NAME	TIME	NO	NAME	TIME	POS	NO	NAME	IDEAL	BEST	DIFF
									PERFECT LAP	48.958		
1	82	BULL	29.353	82	BULL	19.605	1	82	BULL	48.958	49.046	0.088
2	818	BARKER	29.491	818	BARKER	19.674	2	818	BARKER	49.165	49.329	0.164
3	212	PALLET	29.771	212	PALLET	19.714	3	212	PALLET	49.485	49.485	0.000
4	661	HARRIS	29.799	511	CLARKE	19.722	4	511	CLARKE	49.676	49.699	0.023
5	511	CLARKE	29.954	77	WEEDEN	19.883	5	661	HARRIS	49.887	50.037	0.150
6	77	WEEDEN	30.056	128	HOARE	19.884	6	77	WEEDEN	49.939	49.949	0.010
7	37	LATHAM	30.107	37	LATHAM	19.956	7	37	LATHAM	50.063	50.185	0.122
8	128	HOARE	30.214	661	HARRIS	20.088	8	128	HOARE	50.098	50.145	0.047
9	541	JAMISON	30.436	541	JAMISON	20.107	9	541	JAMISON	50.543	50.575	0.032
10	168	DALRYMPLE	30.603	45	MARSH	20.279	10	45	MARSH	50.974	51.116	0.142
11	45	MARSH	30.695	168	DALRYMPLE	20.374	11	168	DALRYMPLE	50.977	51.058	0.081
12	73	THOMAS	31.279	100	HOWTON	20.767	12	686	SPILLER	52.175	52.337	0.162
13	686	SPILLER	31.394	686	SPILLER	20.781	13	73	THOMAS	52.201	52.201	0.000
14	100	HOWTON	31.520	22	TRUNDLE	20.803	14	100	HOWTON	52.287	52.358	0.071
15	22	TRUNDLE	31.530	73	THOMAS	20.922	15	22	TRUNDLE	52.333	52.397	0.064
16				30	MELLOR	21.030	16	228	McFADDEN		52.057	
17							17	169	CUNNINGHAM		51.884	
18							18	30	MELLOR		51.267	

BMCRC - MRO Championships 2022 - Rnd 9 @ Brands Hatch Indy

DART Motorsport MRO 600/GP2 inc Clubman 600

RACE 17 - STATISTICS

Competitors Started 18
Planned Start 2022-10-01 @ 16:45:00.000
Actual Start 2022-10-01 @ 16:41:40.604
Finish Time 2022-10-01 @ 16:49:56.781
Track Length 1.2079mi.
Total Laps 180
Total Distance Covered 217.4302mi.

Session Fastest Lap History

NO	CL	NAME	LAP TIME	TIME OF DAY	LAP	VEHICLE
82		James BULL	49.101	16:43:23.366	2	Kawasaki ZX6R 636
82		James BULL	49.069	16:45:01.596	4	Kawasaki ZX6R 636
82		James BULL	49.046	16:45:50.642	5	Kawasaki ZX6R 636

Session Leader History

NO	CL	NAME	FROM LAP	LAPS LED	DISTANCE	VEHICLE
82		James BULL	1	10	12.07 miles	Kawasaki ZX6R 636

Flag History

TYPE	TIME OF DAY
GREEN	16:41:40.604
FINISH	16:49:56.781

Flag Statistics

TYPE	COUNT	TOTAL LAPS	TOTAL TIME
Green	1	10	9:26.941
Red	0	0	0.000
Safety Car	0	0	0.000
FCY	0	0	0.000

BMCRC - MRO Championships 2022 - Rnd 9 @ Brands Hatch Indy

DART Motorsport MRO 600/GP2 inc Clubman 600

RACE 17 - STATISTICS

CLASS :

7 Starters

Fastest Lap History

NO	NAME	LAP TIME	TIME OF DAY	LAP	VEHICLE
82	James BULL	49.101	16:43:23.366	2	Kawasaki ZX6R 636
82	James BULL	49.069	16:45:01.596	4	Kawasaki ZX6R 636
82	James BULL	49.046	16:45:50.642	5	Kawasaki ZX6R 636

Leader History

NO	NAME	FROM LAP	LAPS LED	DISTANCE	VEHICLE
82	James BULL	1	10	12.07 miles	Kawasaki ZX6R 636

BMCRC - MRO Championships 2022 - Rnd 9 @ Brands Hatch Indy

DART Motorsport MRO 600/GP2 inc Clubman 600

RACE 17 - STATISTICS

CLASS : C

10 Starters

Fastest Lap History

NO	NAME	LAP TIME	TIME OF DAY	LAP	VEHICLE
511	Ross CLARKE	50.269	16:43:27.320	2	Kawasaki ZX600RR
511	Ross CLARKE	50.097	16:44:17.417	3	Kawasaki ZX600RR
212	Matt PALLETT	49.990	16:44:17.523	3	Yamaha R6
511	Ross CLARKE	49.909	16:45:57.708	5	Kawasaki ZX600RR
212	Matt PALLETT	49.845	16:45:58.132	5	Yamaha R6
212	Matt PALLETT	49.692	16:48:27.862	8	Yamaha R6
212	Matt PALLETT	49.485	16:49:17.348	9	Yamaha R6

Leader History

NO	NAME	FROM LAP	LAPS LED	DISTANCE	VEHICLE
511	Ross CLARKE	1	7	8.45 miles	Kawasaki ZX600RR
212	Matt PALLETT	8	3	3.62 miles	Yamaha R6

BMCRC - MRO Championships 2022 - Rnd 9 @ Brands Hatch Indy

DART Motorsport MRO 600/GP2 inc Clubman 600

RACE 17 - STATISTICS

CLASS : GP2

1 Starters

Fastest Lap History

NO	NAME	LAP TIME	TIME OF DAY	LAP	VEHICLE
661	Cameron HARRIS	50.350	16:43:27.040	2	Triumph 675R
661	Cameron HARRIS	50.131	16:45:58.578	5	Triumph 675R
661	Cameron HARRIS	50.107	16:47:39.275	7	Triumph 675R
661	Cameron HARRIS	50.037	16:49:19.525	9	Triumph 675R

Leader History

NO	NAME	FROM LAP	LAPS LED	DISTANCE	VEHICLE
661	Cameron HARRIS	1	10	12.07 miles	Triumph 675R

BMCRC - MRO Championships 2022 - Rnd 9 @ Brands Hatch Indy



DART Motorsport MRO 600/GP2 inc Clubman 600

RACE 8 - GRID (12 Laps)

ROW 7	21		20	33 Aaren CARPENTER	19	124 Mark STRUTT
ROW 6	18	52.397 22 Toby TRUNDLE	17	52.358 100 Craig HOWTON	16	52.337 686 Liam SPILLER
ROW 5	15	52.201 73 Jamie THOMAS	14	52.057 228 Paul McFADDEN	13	51.884 169 Gareth CUNNINGHAM
ROW 4	12	51.267 30 Owen MELLOR	11	51.116 45 Jake MARSH	10	51.058 168 Aaron DALRYMPLE
ROW 3	9	50.575 541 Adam JAMISON	8	50.185 37 Alex LATHAM	7	50.145 128 Kelvin HOARE
ROW 2	6	50.037 661 Cameron HARRIS	5	49.949 77 Tom WEEDEN	4	49.699 511 Ross CLARKE
ROW 1	3	49.485 212 Matt PALLETT	2	49.329 818 Alex BARKER	1	49.046 82 James BULL
Pole						

Brands Hatch Indy: 1.2079 miles

These results are provisional until the conclusion of any judicial and technical matters.

Clerk Of Course :	Stewards :	Timekeeper : <i>Craig Smith</i>
-------------------	------------	------------------------------------

Results can be found at www.tsl-timing.com

Printed - 17:02 Saturday, 01 October 2022



DART Motorsport MRO 600/GP2 inc Clubman 600

RACE 8 - CLASSIFICATION

POS	NO	CL	PIC NAME	ENTRY	LAPS	TIME	GAP	DIFF	MPH	BEST	ON
1	82		1 James BULL	Kawasaki ZX6R 636 - team bull racing	12	9:57.308			87.36	48.978	9
2	818		2 Alex BARKER	Yamaha R6 - Barker Woodrow LTD & Foundry Tyres	12	10:06.883	9.575	9.575	85.98	49.673	7
3	77		3 Tom WEEDEN	Yamaha R6 - Club 77	12	10:16.638	19.330	9.755	84.62	50.389	11
4	511	C	1 Ross CLARKE	Kawasaki ZX600RR - Ross clarke Farriery	12	10:23.318	26.010	6.680	83.71	50.504	9
5	128		4 Kelvin HOARE	Yamaha R6 - Southern and Country Roofing Ltd	12	10:26.001	28.693	2.683	83.35	50.669	6
6	661	GP2	1 Cameron HARRIS	Triumph 675R - Harris / Tony Scott Motorsport	12	10:26.988	29.680	0.987	83.22	50.785	8
7	212	C	2 Matt PALLETT	Yamaha R6 - BDA Chartered Architects	12	10:28.495	31.187	1.507	83.02	50.393	11
8	37		5 Alex LATHAM	Triumph DAYTONA - BR-8 / McCrash Racing	12	10:29.751	32.443	1.256	82.86	51.162	12
9	30	C	3 Owen MELLOR	Kawaski ZX-6 - BDS Motorcycles	12	10:30.321	33.013	0.570	82.78	50.939	9
10	168	C	4 Aaron DALRYMPLE	Yamaha R6 - Team Blumpkin Racing	12	10:32.592	35.284	2.271	82.49	51.300	10
11	100	C	5 Craig HOWTON	Kawasaki ZX6R -	12	10:33.159	35.851	0.567	82.41	51.493	11
12	73	C	6 Jamie THOMAS	Yamaha R6 - Team RubyRacing	12	10:43.650	46.342	10.491	81.07	52.570	7
13	22	C	7 Toby TRUNDLE	Yamaha YZF-R6 - Harris Motorcycles - Harlow	11	10:01.233	1 Lap	1 Lap	79.56	52.561	10
14	45	C	8 Jake MARSH	Kawasaki ZX6R - Zipped Up Racing	11	10:01.876	1 Lap	0.643	79.47	53.319	4
15	124	C	9 Mark STRUTT	Yamaha R6 - Myself	11	10:14.328	1 Lap	12.452	77.86	54.223	4

NOT CLASSIFIED

DNF	169		Gareth CUNNINGHAM	Yamaha R6 - Burnham cars ltd	6	5:21.283	6 Laps	5 Laps	81.21	51.725	5
DNF	541		Adam JAMISON	Yamaha R6 - Team AJR	6	5:34.204	6 Laps	12.921	78.07	53.654	3
DNF	198		Rob CRESWELL	Yamaha R6 -	3	2:49.808	9 Laps	3 Laps	76.82	53.904	2

FASTEST LAP

82		James BULL	Kawasaki ZX6R 636 - team bull racing	9	48.978	88.78 mph	142.88 kph
212	C	Matt PALLETT	Yamaha R6 - BDA Chartered Architects	11	50.393	86.29 mph	138.87 kph
661	GP2	Cameron HARRIS	Triumph 675R - Harris / Tony Scott Motorsport	8	50.785	85.62 mph	137.80 kph

Class - 92.5% of Race Speed = 80.80 mph
 Class C - 92.5% of Race Speed = 77.43 mph
 Class GP2 - 92.5% of Race Speed = 76.97 mph

Weather / Track : Cloudy / Drying

These results are provisional until the conclusion of any judicial and technical matters.

Race Distance: 12 Laps / 14.49 miles

Brands Hatch Indy: 1.2079 miles

Date: 02/10/2022 Start: 12:33 Finish: 12:43

Clerk Of Course :	Stewards :	Timekeeper : <i>Craig Smith</i>
-------------------	------------	------------------------------------

Results can be found at www.tsl-timing.com

Printed - 12:46 Sunday, 02 October 2022



BMCRC - MRO Championships 2022 - Rnd 9 @ Brands Hatch Indy

DART Motorsport MRO 600/GP2 inc Clubman 600

RACE 8 - LAP CHART

LAP 1 @ 12:34:54.512		
NO	BEHIND	LAP TIME

82		55.108
818	0.990	56.098
128	2.544	57.652
212	3.533	58.641
511	3.647	58.755
77	3.703	58.811
37	3.942	59.050
661	4.748	59.856
100	4.873	59.981
169	5.245	1:00.353
30	5.836	1:00.944
168	6.213	1:01.321
198	6.468	1:01.576
73	6.779	1:01.887
45	7.998	1:03.106
22	8.110	1:03.218
541	8.558	1:03.666
124	8.736	1:03.844

LAP 2 @ 12:35:44.336		
NO	BEHIND	LAP TIME

82		49.824
818	1.990	50.824
128	4.452	51.732
77	5.771	51.892
212	7.045	53.336
37	7.362	53.244
511	7.424	53.601
661	8.029	53.105
100	8.132	53.083
169	8.456	53.035
30	9.152	53.140
168	9.808	53.419
198	10.548	53.904
73	10.719	53.764
45	13.516	55.342
541	13.620	54.886
22	13.851	55.565
124	14.346	55.434

LAP 3 @ 12:36:33.709		
NO	BEHIND	LAP TIME

82		49.373
818	3.051	50.434
128	6.096	51.017
77	7.037	50.639
511	9.691	51.640
212	10.108	52.436
37	10.426	52.437
661	10.585	51.929
100	11.105	52.346
169	11.325	52.242
30	11.905	52.126
168	12.364	51.929
73	14.321	52.975
198	15.503	54.328
541	17.901	53.654
45	18.757	54.614
22	19.280	54.802
124	20.025	55.052

LAP 4 @ 12:37:23.216		
NO	BEHIND	LAP TIME

82		49.507
818	3.458	49.914
128	7.649	51.060
77	8.338	50.808
511	11.503	51.319
212	12.273	51.672
661	12.676	51.598
37	12.712	51.793
169	13.960	52.142
100	14.206	52.608
30	14.287	51.889
168	14.742	51.885
73	17.631	52.817
541	22.200	53.806
45	22.569	53.319
22	24.031	54.258
124	24.741	54.223

LAP 5 @ 12:38:12.490		
NO	BEHIND	LAP TIME

82		49.274
818	4.286	50.102
128	9.449	51.074
77	9.752	50.688
511	13.901	51.672
212	14.767	51.768
661	14.818	51.416
37	15.416	51.978
169	16.411	51.725
100	16.991	52.059
30	17.090	52.076
168	17.717	52.249
73	21.138	52.781
541	27.161	54.235
45	27.570	54.275
22	28.923	54.166
124	30.104	54.637

LAP 6 @ 12:39:01.890		
NO	BEHIND	LAP TIME

82		49.400
818	4.850	49.964
128	10.718	50.669
77	10.843	50.491
511	15.616	51.115
661	17.456	52.038
37	18.044	52.028
212	18.430	53.063
169	18.797	51.786
100	19.525	51.934
30	19.753	52.063
168	20.204	51.887
73	24.329	52.591
45	31.612	53.442
541	31.718	53.957
22	33.381	53.858
124	35.410	54.706

LAP 7 @ 12:39:50.889		
NO	BEHIND	LAP TIME

82		48.999
----	--	--------

818	5.524	49.673
128	12.514	50.795
77	12.563	50.719
511	17.358	50.741
661	19.612	51.155
37	20.591	51.546
212	22.191	52.760
100	22.530	52.004
30	22.608	51.854
168	23.345	52.140
73	27.900	52.570
45	36.029	53.416
22	37.845	53.463
124	41.723	55.312

LAP 8 @ 12:40:39.997		
NO	BEHIND	LAP TIME

82		49.108
818	6.329	49.913
77	14.074	50.619
128	14.348	50.942
511	18.942	50.692
661	21.289	50.785
37	23.128	51.645
30	24.967	51.466
212	25.551	52.468
100	25.700	52.278
168	25.958	51.721
73	31.643	52.851
45	40.301	53.380
22	42.119	53.382
124	48.298	55.683

LAP 9 @ 12:41:28.975		
NO	BEHIND	LAP TIME

82		48.978
818	7.559	50.208
77	15.496	50.400
128	16.883	51.513
511	20.468	50.504
661	23.386	51.075
37	25.912	51.762
30	26.928	50.939
212	27.067	50.494
100	28.578	51.856
168	28.744	51.764
73	35.616	52.951
45	44.678	53.355
22	46.208	53.067

LAP 10 @ 12:42:18.255		
NO	BEHIND	LAP TIME

82		49.280
124	1 Lap	55.437
818	8.274	49.995
77	16.781	50.565
128	20.460	52.857
511	21.990	50.802
661	25.279	51.173
212	28.540	50.753
37	28.564	51.932
30	28.870	51.222
168	30.764	51.300
100	31.211	51.913

LAP 11 @ 12:43:07.546		
NO	BEHIND	LAP TIME

82		49.291
45	1 Lap	54.019
22	1 Lap	52.561
818	8.984	50.001
124	1 Lap	55.109
77	17.879	50.389
511	24.171	51.472
128	24.231	53.062
661	27.170	51.182
212	29.642	50.393
37	30.447	51.174
30	30.906	51.327
168	32.844	51.371
100	33.413	51.493
73	42.563	52.885

LAP 12 @ 12:43:56.712		
NO	BEHIND	LAP TIME

82		49.166
22	1 Lap	52.893
45	1 Lap	53.608
818	9.575	49.757
124	1 Lap	54.891
77	19.330	50.617
511	26.010	51.005
128	28.693	53.628
661	29.680	51.676
212	31.187	50.711
37	32.443	51.162
30	33.013	51.273
168	35.284	51.606
100	35.851	51.604
73	46.342	52.945

BMCRC - MRO Championships 2022 - Rnd 9 @ Brands Hatch Indy

DART Motorsport MRO 600/GP2 inc Clubman 600

RACE 8 - SECTOR ANALYSIS



SECTOR 1 = FL to I1, SECTOR 2 = I1 to FL, DIFF = Difference To Personal Best Lap, P = Crossed Finish Line in Pit Lane, D = Time Disallowed

P1 82 James BULL		Kawasaki ZX6R 636 - team bull racing				
IDEAL LAP TIME : 48.900		BEST LAP TIME : 48.978		DIFFERENCE : 0.078		
LAP	SECTOR 1	SECTOR 2	LAP TIME	MPH	DIFF	TIME OF DAY
1 -		20.344	55.108	78.91	6.130	12:34:54.512
2 -	29.901	19.923	49.824	87.27	0.846	12:35:44.336
3 -	29.626	19.747	49.373	88.07	0.395	12:36:33.709
4 -	29.551	19.956	49.507	87.83	0.529	12:37:23.216
5 -	29.506	19.768	49.274	88.25	0.296	12:38:12.490
6 -	29.548	19.852	49.400	88.02	0.422	12:39:01.890
7 -	29.297	19.702	48.999 (2)	88.74	0.021	12:39:50.889
8 -	29.439	19.669	49.108 (3)	88.55	0.130	12:40:39.997
9 -	29.375	19.603	48.978 (1)	88.78		12:41:28.975
10 -	29.542	19.738	49.280	88.24	0.302	12:42:18.255
11 -	29.376	19.915	49.291	88.22	0.313	12:43:07.546
12 -	29.463	19.703	49.166	88.44	0.188	12:43:56.712

P2 818 Alex BARKER		Yamaha R6 - Barker Woodrow LTD & Foundry Tyres LTD				
IDEAL LAP TIME : 49.601		BEST LAP TIME : 49.673		DIFFERENCE : 0.072		
LAP	SECTOR 1	SECTOR 2	LAP TIME	MPH	DIFF	TIME OF DAY
1 -		20.932	56.098	77.51	6.425	12:34:55.502
2 -	30.475	20.349	50.824	85.56	1.151	12:35:46.326
3 -	30.138	20.296	50.434	86.22	0.761	12:36:36.760
4 -	29.841	20.073	49.914	87.12	0.241	12:37:26.674
5 -	29.954	20.148	50.102	86.79	0.429	12:38:16.776
6 -	29.918	20.046	49.964	87.03	0.291	12:39:06.740
7 -	29.647	20.026	49.673 (1)	87.54		12:39:56.413
8 -	29.726	20.187	49.913 (3)	87.12	0.240	12:40:46.326
9 -	30.070	20.138	50.208	86.61	0.535	12:41:36.534
10 -	29.962	20.033	49.995	86.98	0.322	12:42:26.529
11 -	29.943	20.058	50.001	86.97	0.328	12:43:16.530
12 -	29.803	19.954	49.757 (2)	87.39	0.084	12:44:06.287

P3 77 Tom WEEDEN		Yamaha R6 - Club 77				
IDEAL LAP TIME : 50.379		BEST LAP TIME : 50.389		DIFFERENCE : 0.010		
LAP	SECTOR 1	SECTOR 2	LAP TIME	MPH	DIFF	TIME OF DAY
1 -		21.391	58.811	73.94	8.422	12:34:58.215
2 -	31.396	20.496	51.892	83.80	1.503	12:35:50.107
3 -	30.441	20.198	50.639	85.87	0.250	12:36:40.746
4 -	30.448	20.360	50.808	85.58	0.419	12:37:31.554
5 -	30.459	20.229	50.688	85.79	0.299	12:38:22.242
6 -	30.271	20.220	50.491 (3)	86.12	0.102	12:39:12.733
7 -	30.350	20.369	50.719	85.73	0.330	12:40:03.452
8 -	30.404	20.215	50.619	85.90	0.230	12:40:54.071
9 -	30.252	20.148	50.400 (2)	86.28	0.011	12:41:44.471
10 -	30.365	20.200	50.565	86.00	0.176	12:42:35.036
11 -	30.231	20.158	50.389 (1)	86.30		12:43:25.425
12 -	30.259	20.358	50.617	85.91	0.228	12:44:16.042

BMCRC - MRO Championships 2022 - Rnd 9 @ Brands Hatch Indy

DART Motorsport MRO 600/GP2 inc Clubman 600

RACE 8 - SECTOR ANALYSIS



SECTOR 1 = FL to I1, SECTOR 2 = I1 to FL, DIFF = Difference To Personal Best Lap, P = Crossed Finish Line in Pit Lane, D = Time Disallowed

P4 511 C		Ross CLARKE		Kawasaki ZX600RR - Ross clarke Farriery			
IDEAL LAP TIME : 50.504		BEST LAP TIME : 50.504		DIFFERENCE : 0.000			
LAP	SECTOR 1	SECTOR 2	LAP TIME	MPH	DIFF	TIME OF DAY	
1 -		21.538	58.755	74.01	8.251	12:34:58.159	
2 -	31.809	21.792	53.601	81.12	3.097	12:35:51.760	
3 -	30.889	20.751	51.640	84.20	1.136	12:36:43.400	
4 -	30.740	20.579	51.319	84.73	0.815	12:37:34.719	
5 -	30.905	20.767	51.672	84.15	1.168	12:38:26.391	
6 -	30.536	20.579	51.115	85.07	0.611	12:39:17.506	
7 -	30.337	20.404	50.741 (3)	85.70	0.237	12:40:08.247	
8 -	30.366	20.326	50.692 (2)	85.78	0.188	12:40:58.939	
9 -	30.267	20.237	50.504 (1)	86.10		12:41:49.443	
10 -	30.411	20.391	50.802	85.59	0.298	12:42:40.245	
11 -	30.461	21.011	51.472	84.48	0.968	12:43:31.717	
12 -	30.588	20.417	51.005	85.25	0.501	12:44:22.722	

P5 128		Kelvin HOARE		Yamaha R6 - Southern and Country Roofing Ltd			
IDEAL LAP TIME : 50.669		BEST LAP TIME : 50.669		DIFFERENCE : 0.000			
LAP	SECTOR 1	SECTOR 2	LAP TIME	MPH	DIFF	TIME OF DAY	
1 -		21.011	57.652	75.42	6.983	12:34:57.056	
2 -	31.186	20.546	51.732	84.06	1.063	12:35:48.788	
3 -	30.660	20.357	51.017	85.23	0.348	12:36:39.805	
4 -	30.587	20.473	51.060	85.16	0.391	12:37:30.865	
5 -	30.687	20.387	51.074	85.14	0.405	12:38:21.939	
6 -	30.325	20.344	50.669 (1)	85.82		12:39:12.608	
7 -	30.367	20.428	50.795 (2)	85.61	0.126	12:40:03.403	
8 -	30.564	20.378	50.942 (3)	85.36	0.273	12:40:54.345	
9 -	30.587	20.926	51.513	84.41	0.844	12:41:45.858	
10 -	31.475	21.382	52.857	82.27	2.188	12:42:38.715	
11 -	31.715	21.347	53.062	81.95	2.393	12:43:31.777	
12 -	32.147	21.481	53.628	81.08	2.959	12:44:25.405	

P6 661 GP2		Cameron HARRIS		Triumph 675R - Harris / Tony Scott Motorsport			
IDEAL LAP TIME : 50.680		BEST LAP TIME : 50.785		DIFFERENCE : 0.105			
LAP	SECTOR 1	SECTOR 2	LAP TIME	MPH	DIFF	TIME OF DAY	
1 -		21.749	59.856	72.65	9.071	12:34:59.260	
2 -	31.830	21.275	53.105	81.88	2.320	12:35:52.365	
3 -	31.175	20.754	51.929	83.74	1.144	12:36:44.294	
4 -	30.942	20.656	51.598	84.27	0.813	12:37:35.892	
5 -	30.720	20.696	51.416	84.57	0.631	12:38:27.308	
6 -	31.165	20.873	52.038	83.56	1.253	12:39:19.346	
7 -	30.467	20.688	51.155 (3)	85.00	0.370	12:40:10.501	
8 -	30.302	20.483	50.785 (1)	85.62		12:41:01.286	
9 -	30.197	20.878	51.075 (2)	85.14	0.290	12:41:52.361	
10 -	30.542	20.631	51.173	84.97	0.388	12:42:43.534	
11 -	30.589	20.593	51.182	84.96	0.397	12:43:34.716	
12 -	30.726	20.950	51.676	84.15	0.891	12:44:26.392	

BMCRC - MRO Championships 2022 - Rnd 9 @ Brands Hatch Indy

DART Motorsport MRO 600/GP2 inc Clubman 600

RACE 8 - SECTOR ANALYSIS



SECTOR 1 = FL to I1, SECTOR 2 = I1 to FL, DIFF = Difference To Personal Best Lap, P = Crossed Finish Line in Pit Lane, D = Time Disallowed

P7 212 C		Matt PALLETT		Yamaha R6 - BDA Chartered Architects			
IDEAL LAP TIME : 50.269		BEST LAP TIME : 50.393		DIFFERENCE : 0.124			
LAP	SECTOR 1	SECTOR 2	LAP TIME	MPH	DIFF	TIME OF DAY	
1 -		21.611	58.641	74.15	8.248	12:34:58.045	
2 -	31.600	21.736	53.336	81.53	2.943	12:35:51.381	
3 -	31.568	20.868	52.436	82.93	2.043	12:36:43.817	
4 -	30.982	20.690	51.672	84.15	1.279	12:37:35.489	
5 -	31.054	20.714	51.768	84.00	1.375	12:38:27.257	
6 -	31.138	21.925	53.063	81.95	2.670	12:39:20.320	
7 -	31.415	21.345	52.760	82.42	2.367	12:40:13.080	
8 -	31.509	20.959	52.468	82.88	2.075	12:41:05.548	
9 -	30.329	20.165	50.494 (2)	86.12	0.101	12:41:56.042	
10 -	30.316	20.437	50.753	85.68	0.360	12:42:46.795	
11 -	30.104	20.289	50.393 (1)	86.29		12:43:37.188	
12 -	30.412	20.299	50.711 (3)	85.75	0.318	12:44:27.899	

P8 37		Alex LATHAM		Triumph DAYTONA - BR-8 / McCrash Racing			
IDEAL LAP TIME : 50.945		BEST LAP TIME : 51.162		DIFFERENCE : 0.217			
LAP	SECTOR 1	SECTOR 2	LAP TIME	MPH	DIFF	TIME OF DAY	
1 -		21.347	59.050	73.64	7.888	12:34:58.454	
2 -	31.678	21.566	53.244	81.67	2.082	12:35:51.698	
3 -	31.538	20.899	52.437	82.93	1.275	12:36:44.135	
4 -	30.932	20.861	51.793	83.96	0.631	12:37:35.928	
5 -	31.037	20.941	51.978	83.66	0.816	12:38:27.906	
6 -	30.936	21.092	52.028	83.58	0.866	12:39:19.934	
7 -	30.711	20.835	51.546 (3)	84.36	0.384	12:40:11.480	
8 -	30.830	20.815	51.645	84.20	0.483	12:41:03.125	
9 -	30.826	20.936	51.762	84.01	0.600	12:41:54.887	
10 -	31.261	20.671	51.932	83.73	0.770	12:42:46.819	
11 -	30.620	20.554	51.174 (2)	84.97	0.012	12:43:37.993	
12 -	30.391	20.771	51.162 (1)	84.99		12:44:29.155	

P9 30 C		Owen MELLOR		Kawaski ZX-6 - BDS Motorcycles			
IDEAL LAP TIME :		BEST LAP TIME : 50.939		DIFFERENCE :			
LAP	SECTOR 1	SECTOR 2	LAP TIME	MPH	DIFF	TIME OF DAY	
1 -			1:00.944	71.35	10.005	12:35:00.348	
2 -			53.140	81.83	2.201	12:35:53.488	
3 -			52.126	83.42	1.187	12:36:45.614	
4 -			51.889	83.80	0.950	12:37:37.503	
5 -			52.076	83.50	1.137	12:38:29.580	
6 -			52.063	83.52	1.124	12:39:21.643	
7 -			51.854	83.86	0.915	12:40:13.497	
8 -			51.466	84.49	0.527	12:41:04.964	
9 -			50.939 (1)	85.36		12:41:55.903	
10 -			51.222 (2)	84.89	0.283	12:42:47.125	
11 -			51.327	84.72	0.388	12:43:38.452	
12 -			51.273 (3)	84.81	0.334	12:44:29.725	

BMCRC - MRO Championships 2022 - Rnd 9 @ Brands Hatch Indy

DART Motorsport MRO 600/GP2 inc Clubman 600

RACE 8 - SECTOR ANALYSIS



SECTOR 1 = FL to I1, SECTOR 2 = I1 to FL, DIFF = Difference To Personal Best Lap, P = Crossed Finish Line in Pit Lane, D = Time Disallowed

P10 168 C		Aaron DALRYMPLE		Yamaha R6 - Team Blumpkin Racing		
IDEAL LAP TIME : 51.244		BEST LAP TIME : 51.300		DIFFERENCE : 0.056		
LAP	SECTOR 1	SECTOR 2	LAP TIME	MPH	DIFF	TIME OF DAY
1 -		21.901	1:01.321	70.91	10.021	12:35:00.725
2 -	32.318	21.101	53.419	81.40	2.119	12:35:54.144
3 -	31.144	20.785	51.929	83.74	0.629	12:36:46.073
4 -	31.225	20.660	51.885	83.81	0.585	12:37:37.958
5 -	31.198	21.051	52.249	83.22	0.949	12:38:30.207
6 -	31.050	20.837	51.887	83.80	0.587	12:39:22.094
7 -	31.363	20.777	52.140	83.40	0.840	12:40:14.234
8 -	30.982	20.739	51.721	84.07	0.421	12:41:05.955
9 -	31.164	20.600	51.764	84.00	0.464	12:41:57.719
10 -	30.748	20.552	51.300 (1)	84.76		12:42:49.019
11 -	30.692	20.679	51.371 (2)	84.65	0.071	12:43:40.390
12 -	30.780	20.826	51.606 (3)	84.26	0.306	12:44:31.996

P11 100 C		Craig HOWTON		Kawasaki ZX6R -		
IDEAL LAP TIME : 51.478		BEST LAP TIME : 51.493		DIFFERENCE : 0.015		
LAP	SECTOR 1	SECTOR 2	LAP TIME	MPH	DIFF	TIME OF DAY
1 -		21.499	59.981	72.49	8.488	12:34:59.385
2 -	31.850	21.233	53.083	81.92	1.590	12:35:52.468
3 -	31.482	20.864	52.346	83.07	0.853	12:36:44.814
4 -	31.680	20.928	52.608	82.66	1.115	12:37:37.422
5 -	31.233	20.826	52.059	83.53	0.566	12:38:29.481
6 -	31.241	20.693	51.934	83.73	0.441	12:39:21.415
7 -	31.351	20.653	52.004	83.62	0.511	12:40:13.419
8 -	31.559	20.719	52.278	83.18	0.785	12:41:05.697
9 -	31.182	20.674	51.856 (3)	83.85	0.363	12:41:57.553
10 -	31.371	20.542	51.913	83.76	0.420	12:42:49.466
11 -	30.964	20.529	51.493 (1)	84.45		12:43:40.959
12 -	30.949	20.655	51.604 (2)	84.26	0.111	12:44:32.563

P12 73 C		Jamie THOMAS		Yamaha R6 - Team RubyRacing		
IDEAL LAP TIME : 52.385		BEST LAP TIME : 52.570		DIFFERENCE : 0.185		
LAP	SECTOR 1	SECTOR 2	LAP TIME	MPH	DIFF	TIME OF DAY
1 -		21.835	1:01.887	70.26	9.317	12:35:01.291
2 -	32.427	21.337	53.764	80.88	1.194	12:35:55.055
3 -	31.681	21.294	52.975	82.08	0.405	12:36:48.030
4 -	31.409	21.408	52.817	82.33	0.247	12:37:40.847
5 -	31.557	21.224	52.781	82.38	0.211	12:38:33.628
6 -	31.368	21.223	52.591 (2)	82.68	0.021	12:39:26.219
7 -	31.553	21.017	52.570 (1)	82.72		12:40:18.789
8 -	31.832	21.019	52.851	82.28	0.281	12:41:11.640
9 -	31.848	21.103	52.951	82.12	0.381	12:42:04.591
10 -	31.564	21.069	52.633 (3)	82.62	0.063	12:42:57.224
11 -	31.807	21.078	52.885	82.22	0.315	12:43:50.109
12 -	31.684	21.261	52.945	82.13	0.375	12:44:43.054

BMCRC - MRO Championships 2022 - Rnd 9 @ Brands Hatch Indy

DART Motorsport MRO 600/GP2 inc Clubman 600

RACE 8 - SECTOR ANALYSIS



SECTOR 1 = FL to I1, SECTOR 2 = I1 to FL, DIFF = Difference To Personal Best Lap, P = Crossed Finish Line in Pit Lane, D = Time Disallowed

P13 22 C		Toby TRUNDLE		Yamaha YZF-R6 - Harris Motorcycles - Harlow		
IDEAL LAP TIME : 52.561		BEST LAP TIME : 52.561		DIFFERENCE : 0.000		
LAP	SECTOR 1	SECTOR 2	LAP TIME	MPH	DIFF	TIME OF DAY
1 -		22.770	1:03.218	68.78	10.657	12:35:02.622
2 -	33.656	21.909	55.565	78.26	3.004	12:35:58.187
3 -	33.175	21.627	54.802	79.35	2.241	12:36:52.989
4 -	32.525	21.733	54.258	80.14	1.697	12:37:47.247
5 -	32.594	21.572	54.166	80.28	1.605	12:38:41.413
6 -	32.503	21.355	53.858	80.74	1.297	12:39:35.271
7 -	32.031	21.432	53.463	81.33	0.902	12:40:28.734
8 -	32.085	21.297	53.382	81.46	0.821	12:41:22.116
9 -	31.829	21.238	53.067 (3)	81.94	0.506	12:42:15.183
10 -	31.611	20.950	52.561 (1)	82.73		12:43:07.744
11 -	31.811	21.082	52.893 (2)	82.21	0.332	12:44:00.637

P14 45 C		Jake MARSH		Kawasaki ZX6R - Zipped Up Racing		
IDEAL LAP TIME : 52.928		BEST LAP TIME : 53.319		DIFFERENCE : 0.391		
LAP	SECTOR 1	SECTOR 2	LAP TIME	MPH	DIFF	TIME OF DAY
1 -		22.675	1:03.106	68.90	9.787	12:35:02.510
2 -	33.278	22.064	55.342	78.57	2.023	12:35:57.852
3 -	32.909	21.705	54.614	79.62	1.295	12:36:52.466
4 -	31.687	21.632	53.319 (1)	81.55		12:37:45.785
5 -	32.278	21.997	54.275	80.12	0.956	12:38:40.060
6 -	31.992	21.450	53.442	81.37	0.123	12:39:33.502
7 -	31.865	21.551	53.416	81.41	0.097	12:40:26.918
8 -	32.119	21.261	53.380 (3)	81.46	0.061	12:41:20.298
9 -	31.929	21.426	53.355 (2)	81.50	0.036	12:42:13.653
10 -	32.323	21.696	54.019	80.50	0.700	12:43:07.672
11 -	32.367	21.241	53.608	81.11	0.289	12:44:01.280

P15 124 C		Mark STRUTT		Yamaha R6 - Myself		
IDEAL LAP TIME : 54.153		BEST LAP TIME : 54.223		DIFFERENCE : 0.070		
LAP	SECTOR 1	SECTOR 2	LAP TIME	MPH	DIFF	TIME OF DAY
1 -		22.786	1:03.844	68.11	9.621	12:35:03.248
2 -	33.610	21.824	55.434	78.44	1.211	12:35:58.682
3 -	33.138	21.914	55.052	78.99	0.829	12:36:53.734
4 -	32.571	21.652	54.223 (1)	80.19		12:37:47.957
5 -	32.939	21.698	54.637 (2)	79.59	0.414	12:38:42.594
6 -	33.070	21.636	54.706 (3)	79.49	0.483	12:39:37.300
7 -	33.730	21.582	55.312	78.61	1.089	12:40:32.612
8 -	33.832	21.851	55.683	78.09	1.460	12:41:28.295
9 -	33.381	22.056	55.437	78.44	1.214	12:42:23.732
10 -	33.514	21.595	55.109	78.90	0.886	12:43:18.841
11 -	33.134	21.757	54.891	79.22	0.668	12:44:13.732

P16 169		Gareth CUNNINGHAM		Yamaha R6 - Burnham cars ltd		
IDEAL LAP TIME : 51.715		BEST LAP TIME : 51.725		DIFFERENCE : 0.010		
LAP	SECTOR 1	SECTOR 2	LAP TIME	MPH	DIFF	TIME OF DAY
1 -		21.411	1:00.353	72.05	8.628	12:34:59.757
2 -	31.816	21.219	53.035	81.99	1.310	12:35:52.792
3 -	31.428	20.814	52.242	83.23	0.517	12:36:45.034
4 -	31.323	20.819	52.142 (3)	83.39	0.417	12:37:37.176
5 -	30.987	20.738	51.725 (1)	84.07		12:38:28.901
6 -	30.977	20.809	51.786 (2)	83.97	0.061	12:39:20.687

BMCRC - MRO Championships 2022 - Rnd 9 @ Brands Hatch Indy

DART Motorsport MRO 600/GP2 inc Clubman 600

RACE 8 - SECTOR ANALYSIS



SECTOR 1 = FL to I1, SECTOR 2 = I1 to FL, DIFF = Difference To Personal Best Lap, P = Crossed Finish Line in Pit Lane, D = Time Disallowed

P17 541 Adam JAMISON		Yamaha R6 - Team AJR				
IDEAL LAP TIME : 53.356		BEST LAP TIME : 53.654				
		DIFFERENCE : 0.298				
LAP	SECTOR 1	SECTOR 2	LAP TIME	MPH	DIFF	TIME OF DAY
1 -		22.851	1:03.666	68.30	10.012	12:35:03.070
2 -	33.258	21.628	54.886	79.22	1.232	12:35:57.956
3 -	32.435	21.219	53.654 (1)	81.04		12:36:51.610
4 -	32.137	21.669	53.806 (2)	80.82	0.152	12:37:45.416
5 -	32.544	21.691	54.235	80.18	0.581	12:38:39.651
6 -	32.629	21.328	53.957 (3)	80.59	0.303	12:39:33.608

P18 198 Rob CRESWELL		Yamaha R6 -				
IDEAL LAP TIME : 53.904		BEST LAP TIME : 53.904				
		DIFFERENCE : 0.000				
LAP	SECTOR 1	SECTOR 2	LAP TIME	MPH	DIFF	TIME OF DAY
1 -		21.922	1:01.576	70.62	7.672	12:35:00.980
2 -	32.463	21.441	53.904 (1)	80.67		12:35:54.884
3 -	32.821	21.507	54.328 (2)	80.04	0.424	12:36:49.212

BMCRC - MRO Championships 2022 - Rnd 9 @ Brands Hatch Indy

DART Motorsport MRO 600/GP2 inc Clubman 600

RACE 8 - BEST SECTORS

SECTOR 1			SECTOR 2			IDEAL / BEST COMPARISON						
POS	NO	NAME	TIME	NO	NAME	TIME	POS	NO	NAME	IDEAL	BEST	DIFF
									PERFECT LAP	48.900		
1	82	BULL	29.297	82	BULL	19.603	1	82	BULL	48.900	48.978	0.078
2	818	BARKER	29.647	818	BARKER	19.954	2	818	BARKER	49.601	49.673	0.072
3	212	PALLET	30.104	77	WEEDEN	20.148	3	212	PALLET	50.269	50.393	0.124
4	661	HARRIS	30.197	212	PALLET	20.165	4	77	WEEDEN	50.379	50.389	0.010
5	77	WEEDEN	30.231	511	CLARKE	20.237	5	511	CLARKE	50.504	50.504	0.000
6	511	CLARKE	30.267	128	HOARE	20.344	6	128	HOARE	50.669	50.669	0.000
7	128	HOARE	30.325	661	HARRIS	20.483	7	661	HARRIS	50.680	50.785	0.105
8	37	LATHAM	30.391	100	HOWTON	20.529	8	37	LATHAM	50.945	51.162	0.217
9	168	DALRYMPLE	30.692	168	DALRYMPLE	20.552	9	168	DALRYMPLE	51.244	51.300	0.056
10	100	HOWTON	30.949	37	LATHAM	20.554	10	100	HOWTON	51.478	51.493	0.015
11	169	CUNNINGHAM	30.977	169	CUNNINGHAM	20.738	11	169	CUNNINGHAM	51.715	51.725	0.010
12	73	THOMAS	31.368	22	TRUNDLE	20.950	12	73	THOMAS	52.385	52.570	0.185
13	22	TRUNDLE	31.611	73	THOMAS	21.017	13	22	TRUNDLE	52.561	52.561	0.000
14	45	MARSH	31.687	541	JAMISON	21.219	14	45	MARSH	52.928	53.319	0.391
15	541	JAMISON	32.137	45	MARSH	21.241	15	541	JAMISON	53.356	53.654	0.298
16	198	CRESWELL	32.463	198	CRESWELL	21.441	16	198	CRESWELL	53.904	53.904	0.000
17	124	STRUTT	32.571	124	STRUTT	21.582	17	124	STRUTT	54.153	54.223	0.070
18							18	30	MELLOR		50.939	

BMCRC - MRO Championships 2022 - Rnd 9 @ Brands Hatch Indy

DART Motorsport MRO 600/GP2 inc Clubman 600

RACE 8 - STATISTICS

Competitors Started 18
Planned Start 2022-10-02 @ 12:45:00.000
Actual Start 2022-10-02 @ 12:33:59.403
Finish Time 2022-10-02 @ 12:43:56.711
Track Length 1.2079mi.
Total Laps 192
Total Distance Covered 231.9255mi.

Session Fastest Lap History

NO	CL	NAME	LAP TIME	TIME OF DAY	LAP	VEHICLE
82		James BULL	49.824	12:35:44.359	2	Kawasaki ZX6R 636
82		James BULL	49.373	12:36:33.732	3	Kawasaki ZX6R 636
82		James BULL	49.274	12:38:12.513	5	Kawasaki ZX6R 636
82		James BULL	48.999	12:39:50.913	7	Kawasaki ZX6R 636
82		James BULL	48.978	12:41:28.998	9	Kawasaki ZX6R 636

Session Leader History

NO	CL	NAME	FROM LAP	LAPS LED	DISTANCE	VEHICLE
82		James BULL	1	12	14.49 miles	Kawasaki ZX6R 636

Flag History

TYPE	TIME OF DAY
GREEN	12:33:59.403
FINISH	12:43:56.711

Flag Statistics

TYPE	COUNT	TOTAL LAPS	TOTAL TIME
Green	1	12	10:58.177
Red	0	0	0.000
Safety Car	0	0	0.000
FCY	0	0	0.000

BMCRC - MRO Championships 2022 - Rnd 9 @ Brands Hatch Indy

DART Motorsport MRO 600/GP2 inc Clubman 600

RACE 8 - STATISTICS

CLASS :

8 Starters

Fastest Lap History

NO	NAME	LAP TIME	TIME OF DAY	LAP	VEHICLE
82	James BULL	49.824	12:35:44.359	2	Kawasaki ZX6R 636
82	James BULL	49.373	12:36:33.732	3	Kawasaki ZX6R 636
82	James BULL	49.274	12:38:12.513	5	Kawasaki ZX6R 636
82	James BULL	48.999	12:39:50.913	7	Kawasaki ZX6R 636
82	James BULL	48.978	12:41:28.998	9	Kawasaki ZX6R 636

Leader History

NO	NAME	FROM LAP	LAPS LED	DISTANCE	VEHICLE
82	James BULL	1	12	14.49 miles	Kawasaki ZX6R 636

BMCRC - MRO Championships 2022 - Rnd 9 @ Brands Hatch Indy

DART Motorsport MRO 600/GP2 inc Clubman 600

RACE 8 - STATISTICS

CLASS : C

9 Starters

Fastest Lap History

NO	NAME	LAP TIME	TIME OF DAY	LAP	VEHICLE
212	Matt PALLETT	53.336	12:35:51.404	2	Yamaha R6
100	Craig HOWTON	53.083	12:35:52.468	2	Kawasaki ZX6R
511	Ross CLARKE	51.640	12:36:43.423	3	Kawasaki ZX600RR
511	Ross CLARKE	51.319	12:37:34.741	4	Kawasaki ZX600RR
511	Ross CLARKE	51.115	12:39:17.529	6	Kawasaki ZX600RR
511	Ross CLARKE	50.741	12:40:08.270	7	Kawasaki ZX600RR
511	Ross CLARKE	50.692	12:40:58.961	8	Kawasaki ZX600RR
511	Ross CLARKE	50.504	12:41:49.465	9	Kawasaki ZX600RR
212	Matt PALLETT	50.494	12:41:56.065	9	Yamaha R6
212	Matt PALLETT	50.393	12:43:37.211	11	Yamaha R6

Leader History

NO	NAME	FROM LAP	LAPS LED	DISTANCE	VEHICLE
212	Matt PALLETT	1	2	2.41 miles	Yamaha R6
511	Ross CLARKE	3	10	12.07 miles	Kawasaki ZX600RR

BMCRC - MRO Championships 2022 - Rnd 9 @ Brands Hatch Indy

DART Motorsport MRO 600/GP2 inc Clubman 600

RACE 8 - STATISTICS

CLASS : GP2

1 Starters

Fastest Lap History

NO	NAME	LAP TIME	TIME OF DAY	LAP	VEHICLE
661	Cameron HARRIS	53.105	12:35:52.373	2	Triumph 675R
661	Cameron HARRIS	51.929	12:36:44.301	3	Triumph 675R
661	Cameron HARRIS	51.598	12:37:35.899	4	Triumph 675R
661	Cameron HARRIS	51.416	12:38:27.308	5	Triumph 675R
661	Cameron HARRIS	51.155	12:40:10.508	7	Triumph 675R
661	Cameron HARRIS	50.785	12:41:01.294	8	Triumph 675R

Leader History

NO	NAME	FROM LAP	LAPS LED	DISTANCE	VEHICLE
661	Cameron HARRIS	1	12	14.49 miles	Triumph 675R

BMCRC - MRO Championships 2022 - Rnd 9 @ Brands Hatch Indy



DART Motorsport MRO 600/GP2 inc Clubman 600

RACE 18 - GRID (12 Laps)

ROW 7	21	33	Aaren CARPENTER	20	686	Liam SPILLER	19	228	Paul McFADDEN
ROW 6	18	124	Mark STRUTT	17	198	Rob CRESWELL	16	541	Adam JAMISON
ROW 5	15	45	Jake MARSH	14	73	Jamie THOMAS	13	22	Toby TRUNDLE
ROW 4	12	169	Gareth CUNNINGHAM	11	100	Craig HOWTON	10	168	Aaron DALRYMPLE
ROW 3	9	37	Alex LATHAM	8	30	Owen MELLOR	7	661	Cameron HARRIS
ROW 2	6	128	Kelvin HOARE	5	511	Ross CLARKE	4	212	Matt PALLETT
ROW 1	3	77	Tom WEEDEN	2	818	Alex BARKER	1	82	James BULL
Pole									

Brands Hatch Indy: 1.2079 miles

These results are provisional until the conclusion of any judicial and technical matters.

Clerk Of Course :	Stewards :	Timekeeper : <i>Craig Smith</i>
-------------------	------------	------------------------------------

Results can be found at www.tsl-timing.com

Printed - 12:47 Sunday, 02 October 2022



BMCRC - MRO Championships 2022 - Rnd 9 @ Brands Hatch Indy



DART Motorsport MRO 600/GP2 inc Clubman 600

RACE 18 - CLASSIFICATION

POS	NO	CL	PIC NAME	ENTRY	LAPS	TIME	GAP	DIFF	MPH	BEST	ON
1	82		1 James BULL	Kawasaki ZX6R 636 - team bull racing	12	9:56.263			87.51	48.826	11
2	818		2 Alex BARKER	Yamaha R6 - Barker Woodrow LTD & Foundry Tyres	12	10:02.998	6.735	6.735	86.53	49.479	8
3	661	GP2	1 Cameron HARRIS	Triumph 675R - Harris / Tony Scott Motorsport	12	10:06.147	9.884	3.149	86.08	49.560	7
4	511	C	1 Ross CLARKE	Kawasaki ZX600RR - Ross clarke Farriery	12	10:06.382	10.119	0.235	86.05	49.471	7
5	212	C	2 Matt PALLETT	Yamaha R6 - BDA Chartered Architects	12	10:07.200	10.937	0.818	85.94	49.260	7
6	30	C	3 Owen MELLOR	Kawaski ZX-6 - BDS Motorcycles	12	10:13.684	17.420	6.483	85.03	50.158	7
7	37		3 Alex LATHAM	Triumph DAYTONA - BR-8 / McCrash Racing	12	10:13.691	17.428	0.007	85.03	50.166	4
8	128		4 Kelvin HOARE	Yamaha R6 - Southern and Country Roofing Ltd	12	10:21.159	24.896	7.468	84.00	50.663	5
9	541		5 Adam JAMISON	Yamaha R6 - Team AJR	12	10:27.194	30.931	6.035	83.20	51.161	6
10	100	C	4 Craig HOWTON	Kawasaki ZX6R -	12	10:33.748	37.485	6.554	82.34	51.844	12
11	169		6 Gareth CUNNINGHAM	Yamaha R6 - Burnham cars ltd	12	10:33.827	37.564	0.079	82.33	51.769	2
12	73	C	5 Jamie THOMAS	Yamaha R6 - Team RubyRacing	12	10:34.621	38.358	0.794	82.22	51.286	12
13	22	C	6 Toby TRUNDLE	Yamaha YZF-R6 - Harris Motorcycles - Harlow	12	10:35.278	39.015	0.657	82.14	51.487	11
14	198		7 Rob CRESWELL	Yamaha R6 -	12	10:35.607	39.344	0.329	82.09	51.507	11

NOT CLASSIFIED

DNF	77*		Tom WEEDEN	Yamaha R6 - Club 77	7	6:05.717	5 Laps	5 Laps	83.23	49.634	7
DNF	228	C	Paul McFADDEN	Kawasaki ZX6 - T.McFadden Plant Ltd	2	1:54.352	10 Laps	5 Laps	76.05	53.809	2
DNF	168	C	Aaron DALRYMPLE	Yamaha R6 - Team Blumpkin Racing	2	2:03.472	10 Laps	9.120	70.43	53.287	2

FASTEST LAP

82	James BULL	Kawasaki ZX6R 636 - team bull racing	11	48.826	89.06 mph	143.33 kph
212	C Matt PALLETT	Yamaha R6 - BDA Chartered Architects	7	49.260	88.27 mph	142.07 kph
661	GP2 Cameron HARRIS	Triumph 675R - Harris / Tony Scott Motorsport	7	49.560	87.74 mph	141.21 kph

* No. 77 - 10 second penalty - starting from incorrect grid position

Class - 92.5% of Race Speed = 80.94 mph

Class GP2 - 92.5% of Race Speed = 79.62 mph

Class C - 92.5% of Race Speed = 79.59 mph

Weather / Track : Sunny / Dry

These results are provisional until the conclusion of any judicial and technical matters.

Race Distance: 12 Laps / 14.49 miles

Brands Hatch Indy: 1.2079 miles

Date: 02/10/2022 Start: 15:58 Finish: 16:08

Clerk Of Course :

Stewards :

Timekeeper :

Craig Smith

Results can be found at www.tsl-timing.com

Printed - 16:11 Sunday, 02 October 2022



BMCRC - MRO Championships 2022 - Rnd 9 @ Brands Hatch Indy

DART Motorsport MRO 600/GP2 inc Clubman 600

RACE 18 - LAP CHART

LAP 1 @ 15:59:38.560

NO	BEHIND	LAP TIME
82		54.595
818	0.677	55.272
77	1.240	55.835
511	1.634	56.229
661	1.659	56.254
212	1.813	56.408
30	1.967	56.562
37	2.239	56.834
100	3.159	57.754
541	3.890	58.485
22	4.233	58.828
169	4.555	59.150
128	4.590	59.185
73	5.294	59.889
198	5.358	59.953
228	5.948	1:00.543
168	15.590	1:10.185

LAP 2 @ 16:00:28.129

NO	BEHIND	LAP TIME
82		49.569
818	1.578	50.470
77	1.987	50.316
661	2.231	50.141
511	3.097	51.032
212	3.240	50.996
30	3.437	51.039
37	3.927	51.257
100	6.119	52.529
541	6.363	52.042
169	6.755	51.769
128	6.922	51.901
22	7.279	52.615
198	8.547	52.758
73	8.772	53.047
228	10.188	53.809
168	19.308	53.287

LAP 3 @ 16:01:17.176

NO	BEHIND	LAP TIME
82		49.047
818	2.634	50.103
77	3.126	50.186
661	3.503	50.319
212	3.820	49.627
511	4.443	50.393
30	4.759	50.369
37	5.434	50.554
541	8.819	51.503
100	9.748	52.676
128	9.770	51.895
169	10.061	52.353
22	10.793	52.561
198	12.011	52.511
73	12.390	52.665

LAP 4 @ 16:02:06.878

NO	BEHIND	LAP TIME
82		49.702
818	2.692	49.760
77	3.532	50.108

661	4.117	50.316
511	4.424	49.683
212	4.545	50.427
30	5.262	50.205
37	5.898	50.166
541	10.360	51.243
128	10.760	50.692
100	12.259	52.213
169	12.719	52.360
22	14.125	53.034
198	14.784	52.475
73	15.110	52.422

LAP 5 @ 16:02:55.917

NO	BEHIND	LAP TIME
82		49.039
818	3.182	49.529
77	4.355	49.862
661	4.902	49.824
511	5.228	49.843
212	5.394	49.888
30	6.916	50.693
37	7.199	50.340
128	12.384	50.663
541	13.073	51.752
100	15.397	52.177
169	16.398	52.718
22	17.695	52.609
198	18.030	52.285
73	18.275	52.204

LAP 6 @ 16:03:44.762

NO	BEHIND	LAP TIME
82		48.845
818	3.930	49.593
77	5.286	49.776
661	5.727	49.670
511	6.063	49.680
212	6.562	50.013
30	8.512	50.441
37	9.095	50.741
128	14.489	50.950
541	15.389	51.161
100	18.837	52.285
169	19.662	52.109
22	21.402	52.552
73	21.831	52.401
198	21.945	52.760

LAP 7 @ 16:04:33.816

NO	BEHIND	LAP TIME
82		49.054
818	4.550	49.674
77	5.866	49.634
661	6.233	49.560
511	6.480	49.471
212	6.768	49.260
30	9.616	50.158
37	10.400	50.359
128	16.401	50.966
541	17.763	51.428
100	22.029	52.246
169	22.614	52.006
22	24.858	52.510

73	25.154	52.377
198	25.223	52.332

LAP 8 @ 16:05:23.349

NO	BEHIND	LAP TIME
82		49.533
818	4.496	49.479
661	6.670	49.970
511	7.011	50.064
212	7.137	49.902
30	10.619	50.536
37	12.164	51.297
128	17.939	51.071
541	20.349	52.119
100	24.652	52.156
169	25.618	52.537
22	28.214	52.889
73	28.564	52.943
198	28.608	52.918

LAP 9 @ 16:06:12.684

NO	BEHIND	LAP TIME
82		49.335
818	5.308	50.147
661	7.743	50.408
212	7.945	50.143
511	8.053	50.377
30	11.883	50.599
37	13.398	50.569
128	19.361	50.757
541	23.056	52.042
100	28.099	52.782
169	28.650	52.367
73	31.391	52.162
22	31.801	52.922
198	31.841	52.568

LAP 10 @ 16:07:01.615

NO	BEHIND	LAP TIME
82		48.931
818	6.075	49.698
661	8.722	49.910
511	8.883	49.761
212	9.158	50.144
30	13.210	50.258
37	15.293	50.826
128	21.234	50.804
541	26.021	51.896
100	31.449	52.281
169	31.707	51.988
73	34.083	51.623
22	34.403	51.533
198	34.773	51.863

LAP 11 @ 16:07:50.441

NO	BEHIND	LAP TIME
82		48.826
818	6.871	49.622
661	9.730	49.834
511	9.858	49.801
212	10.131	49.799
30	15.110	50.726
37	16.863	50.396

128	23.452	51.044
541	28.908	51.713
169	35.315	52.434
100	35.428	52.805
73	36.859	51.602
22	37.064	51.487
198	37.454	51.507

LAP 12 @ 16:08:40.228

NO	BEHIND	LAP TIME
82		49.787
818	6.735	49.651
661	9.884	49.941
511	10.119	50.048
212	10.937	50.593
30	17.420	52.097
37	17.428	50.352
128	24.896	51.231
541	30.931	51.810
100	37.485	51.844
169	37.564	52.036
73	38.358	51.286
22	39.015	51.738
198	39.344	51.677

BMCRC - MRO Championships 2022 - Rnd 9 @ Brands Hatch Indy

DART Motorsport MRO 600/GP2 inc Clubman 600

RACE 18 - SECTOR ANALYSIS



SECTOR 1 = FL to I1, SECTOR 2 = I1 to FL, DIFF = Difference To Personal Best Lap, P = Crossed Finish Line in Pit Lane, D = Time Disallowed

P1 82 James BULL		Kawasaki ZX6R 636 - team bull racing				
IDEAL LAP TIME : 48.768		BEST LAP TIME : 48.826		DIFFERENCE : 0.058		
LAP	SECTOR 1	SECTOR 2	LAP TIME	MPH	DIFF	TIME OF DAY
1 -		19.965	54.595	79.65	5.769	15:59:38.560
2 -	29.815	19.754	49.569	87.72	0.743	16:00:28.129
3 -	29.378	19.669	49.047	88.66	0.221	16:01:17.176
4 -	29.873	19.829	49.702	87.49	0.876	16:02:06.878
5 -	29.491	19.548	49.039	88.67	0.213	16:02:55.917
6 -	29.316	19.529	48.845 (2)	89.02	0.019	16:03:44.762
7 -	29.510	19.544	49.054	88.64	0.228	16:04:33.816
8 -	30.047	19.486	49.533	87.79	0.707	16:05:23.349
9 -	29.726	19.609	49.335	88.14	0.509	16:06:12.684
10 -	29.362	19.569	48.931 (3)	88.87	0.105	16:07:01.615
11 -	29.282	19.544	48.826 (1)	89.06		16:07:50.441
12 -	29.732	20.055	49.787	87.34	0.961	16:08:40.228

P2 818 Alex BARKER		Yamaha R6 - Barker Woodrow LTD & Foundry Tyres LTD				
IDEAL LAP TIME : 49.407		BEST LAP TIME : 49.479		DIFFERENCE : 0.072		
LAP	SECTOR 1	SECTOR 2	LAP TIME	MPH	DIFF	TIME OF DAY
1 -		20.139	55.272	78.67	5.793	15:59:39.237
2 -	30.306	20.164	50.470	86.16	0.991	16:00:29.707
3 -	29.977	20.126	50.103	86.79	0.624	16:01:19.810
4 -	29.791	19.969	49.760	87.39	0.281	16:02:09.570
5 -	29.669	19.860	49.529 (2)	87.79	0.050	16:02:59.099
6 -	29.719	19.874	49.593 (3)	87.68	0.114	16:03:48.692
7 -	29.772	19.902	49.674	87.54	0.195	16:04:38.366
8 -	29.569	19.910	49.479 (1)	87.88		16:05:27.845
9 -	30.041	20.106	50.147	86.71	0.668	16:06:17.992
10 -	29.860	19.838	49.698	87.50	0.219	16:07:07.690
11 -	29.688	19.934	49.622	87.63	0.143	16:07:57.312
12 -	29.744	19.907	49.651	87.58	0.172	16:08:46.963

P3 661 GP2 Cameron HARRIS		Triumph 675R - Harris / Tony Scott Motorsport				
IDEAL LAP TIME : 49.547		BEST LAP TIME : 49.560		DIFFERENCE : 0.013		
LAP	SECTOR 1	SECTOR 2	LAP TIME	MPH	DIFF	TIME OF DAY
1 -		20.431	56.254	77.30	6.694	15:59:40.219
2 -	30.042	20.099	50.141	86.72	0.581	16:00:30.360
3 -	30.199	20.120	50.319	86.42	0.759	16:01:20.679
4 -	30.169	20.147	50.316	86.42	0.756	16:02:10.995
5 -	29.772	20.052	49.824 (3)	87.27	0.264	16:03:00.819
6 -	29.676	19.994	49.670 (2)	87.54	0.110	16:03:50.489
7 -	29.689	19.871	49.560 (1)	87.74		16:04:40.049
8 -	29.969	20.001	49.970	87.02	0.410	16:05:30.019
9 -	30.264	20.144	50.408	86.26	0.848	16:06:20.427
10 -	29.706	20.204	49.910	87.12	0.350	16:07:10.337
11 -	29.693	20.141	49.834	87.26	0.274	16:08:00.171
12 -	29.794	20.147	49.941	87.07	0.381	16:08:50.112

BMCRC - MRO Championships 2022 - Rnd 9 @ Brands Hatch Indy

DART Motorsport MRO 600/GP2 inc Clubman 600

RACE 18 - SECTOR ANALYSIS



SECTOR 1 = FL to I1, SECTOR 2 = I1 to FL, DIFF = Difference To Personal Best Lap, P = Crossed Finish Line in Pit Lane, D = Time Disallowed

P4 511 C		Ross CLARKE		Kawasaki ZX600RR - Ross clarke Farriery			
IDEAL LAP TIME : 49.380		BEST LAP TIME : 49.471		DIFFERENCE : 0.091			
LAP	SECTOR 1	SECTOR 2	LAP TIME	MPH	DIFF	TIME OF DAY	
1 -		20.442	56.229	77.33	6.758	15:59:40.194	
2 -	30.804	20.228	51.032	85.21	1.561	16:00:31.226	
3 -	30.499	19.894	50.393	86.29	0.922	16:01:21.619	
4 -	29.723	19.960	49.683 (3)	87.52	0.212	16:02:11.302	
5 -	29.943	19.900	49.843	87.24	0.372	16:03:01.145	
6 -	29.947	19.733	49.680 (2)	87.53	0.209	16:03:50.825	
7 -	29.660	19.811	49.471 (1)	87.90		16:04:40.296	
8 -	30.131	19.933	50.064	86.86	0.593	16:05:30.360	
9 -	30.614	19.763	50.377	86.32	0.906	16:06:20.737	
10 -	29.647	20.114	49.761	87.38	0.290	16:07:10.498	
11 -	29.859	19.942	49.801	87.31	0.330	16:08:00.299	
12 -	29.914	20.134	50.048	86.88	0.577	16:08:50.347	

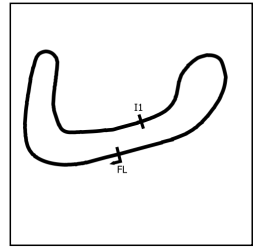
P5 212 C		Matt PALLETT		Yamaha R6 - BDA Chartered Architects			
IDEAL LAP TIME : 49.222		BEST LAP TIME : 49.260		DIFFERENCE : 0.038			
LAP	SECTOR 1	SECTOR 2	LAP TIME	MPH	DIFF	TIME OF DAY	
1 -		20.239	56.408	77.09	7.148	15:59:40.373	
2 -	30.844	20.152	50.996	85.27	1.736	16:00:31.369	
3 -	29.735	19.892	49.627 (2)	87.62	0.367	16:01:20.996	
4 -	30.067	20.360	50.427	86.23	1.167	16:02:11.423	
5 -	30.040	19.848	49.888	87.16	0.628	16:03:01.311	
6 -	30.011	20.002	50.013	86.94	0.753	16:03:51.324	
7 -	29.773	19.487	49.260 (1)	88.27		16:04:40.584	
8 -	30.048	19.854	49.902	87.14	0.642	16:05:30.486	
9 -	30.012	20.131	50.143	86.72	0.883	16:06:20.629	
10 -	30.188	19.956	50.144	86.72	0.884	16:07:10.773	
11 -	30.066	19.733	49.799 (3)	87.32	0.539	16:08:00.572	
12 -	30.554	20.039	50.593	85.95	1.333	16:08:51.165	

P6 30 C		Owen MELLOR		Kawaski ZX-6 - BDS Motorcycles			
IDEAL LAP TIME :		BEST LAP TIME : 50.158		DIFFERENCE :			
LAP	SECTOR 1	SECTOR 2	LAP TIME	MPH	DIFF	TIME OF DAY	
1 -			56.562	76.88	6.404	15:59:40.527	
2 -			51.039	85.20	0.881	16:00:31.566	
3 -			50.369	86.33	0.211	16:01:21.935	
4 -			50.205 (2)	86.61	0.047	16:02:12.140	
5 -			50.693	85.78	0.535	16:03:02.833	
6 -			50.441	86.21	0.283	16:03:53.274	
7 -			50.158 (1)	86.69		16:04:43.432	
8 -			50.536	86.04	0.378	16:05:33.968	
9 -			50.599	85.94	0.441	16:06:24.567	
10 -			50.258 (3)	86.52	0.100	16:07:14.825	
11 -			50.726	85.72	0.568	16:08:05.551	
12 -			52.097	83.47	1.939	16:08:57.648	

BMCRC - MRO Championships 2022 - Rnd 9 @ Brands Hatch Indy

DART Motorsport MRO 600/GP2 inc Clubman 600

RACE 18 - SECTOR ANALYSIS



SECTOR 1 = FL to I1, SECTOR 2 = I1 to FL, DIFF = Difference To Personal Best Lap, P = Crossed Finish Line in Pit Lane, D = Time Disallowed

P7 37 Alex LATHAM		Triumph DAYTONA - BR-8 / McCrash Racing				
IDEAL LAP TIME : 50.164		BEST LAP TIME : 50.166		DIFFERENCE : 0.002		
LAP	SECTOR 1	SECTOR 2	LAP TIME	MPH	DIFF	TIME OF DAY
1 -		20.412	56.834	76.51	6.668	15:59:40.799
2 -	30.801	20.456	51.257	84.83	1.091	16:00:32.056
3 -	30.360	20.194	50.554	86.01	0.388	16:01:22.610
4 -	30.054	20.112	50.166 (1)	86.68		16:02:12.776
5 -	30.122	20.218	50.340 (2)	86.38	0.174	16:03:03.116
6 -	30.455	20.286	50.741	85.70	0.575	16:03:53.857
7 -	30.249	20.110	50.359	86.35	0.193	16:04:44.216
8 -	30.745	20.552	51.297	84.77	1.131	16:05:35.513
9 -	30.287	20.282	50.569	85.99	0.403	16:06:26.082
10 -	30.481	20.345	50.826	85.55	0.660	16:07:16.908
11 -	30.137	20.259	50.396	86.28	0.230	16:08:07.304
12 -	30.120	20.232	50.352 (3)	86.36	0.186	16:08:57.656

P8 128 Kelvin HOARE		Yamaha R6 - Southern and Country Roofing Ltd				
IDEAL LAP TIME : 50.533		BEST LAP TIME : 50.663		DIFFERENCE : 0.130		
LAP	SECTOR 1	SECTOR 2	LAP TIME	MPH	DIFF	TIME OF DAY
1 -		21.095	59.185	73.47	8.522	15:59:43.150
2 -	31.172	20.729	51.901	83.78	1.238	16:00:35.051
3 -	31.150	20.745	51.895	83.79	1.232	16:01:26.946
4 -	30.483	20.209	50.692 (2)	85.78	0.029	16:02:17.638
5 -	30.324	20.339	50.663 (1)	85.83		16:03:08.301
6 -	30.535	20.415	50.950	85.35	0.287	16:03:59.251
7 -	30.516	20.450	50.966	85.32	0.303	16:04:50.217
8 -	30.584	20.487	51.071	85.14	0.408	16:05:41.288
9 -	30.409	20.348	50.757 (3)	85.67	0.094	16:06:32.045
10 -	30.419	20.385	50.804	85.59	0.141	16:07:22.849
11 -	30.640	20.404	51.044	85.19	0.381	16:08:13.893
12 -	30.734	20.497	51.231	84.88	0.568	16:09:05.124

P9 541 Adam JAMISON		Yamaha R6 - Team AJR				
IDEAL LAP TIME : 51.052		BEST LAP TIME : 51.161		DIFFERENCE : 0.109		
LAP	SECTOR 1	SECTOR 2	LAP TIME	MPH	DIFF	TIME OF DAY
1 -		20.753	58.485	74.35	7.324	15:59:42.450
2 -	31.122	20.920	52.042	83.55	0.881	16:00:34.492
3 -	31.051	20.452	51.503	84.43	0.342	16:01:25.995
4 -	30.671	20.572	51.243 (2)	84.86	0.082	16:02:17.238
5 -	31.371	20.381	51.752	84.02	0.591	16:03:08.990
6 -	30.766	20.395	51.161 (1)	84.99		16:04:00.151
7 -	30.893	20.535	51.428 (3)	84.55	0.267	16:04:51.579
8 -	31.506	20.613	52.119	83.43	0.958	16:05:43.698
9 -	31.388	20.654	52.042	83.55	0.881	16:06:35.740
10 -	31.185	20.711	51.896	83.79	0.735	16:07:27.636
11 -	31.149	20.564	51.713	84.09	0.552	16:08:19.349
12 -	31.250	20.560	51.810	83.93	0.649	16:09:11.159

BMCRC - MRO Championships 2022 - Rnd 9 @ Brands Hatch Indy

DART Motorsport MRO 600/GP2 inc Clubman 600

RACE 18 - SECTOR ANALYSIS



SECTOR 1 = FL to I1, SECTOR 2 = I1 to FL, DIFF = Difference To Personal Best Lap, P = Crossed Finish Line in Pit Lane, D = Time Disallowed

P10 100 C		Craig HOWTON		Kawasaki ZX6R -		
IDEAL LAP TIME : 51.786		BEST LAP TIME : 51.844		DIFFERENCE : 0.058		
LAP	SECTOR 1	SECTOR 2	LAP TIME	MPH	DIFF	TIME OF DAY
1 -		20.788	57.754	75.29	5.910	15:59:41.719
2 -	31.574	20.955	52.529	82.78	0.685	16:00:34.248
3 -	31.786	20.890	52.676	82.55	0.832	16:01:26.924
4 -	31.538	20.675	52.213	83.28	0.369	16:02:19.137
5 -	31.413	20.764	52.177 (3)	83.34	0.333	16:03:11.314
6 -	31.457	20.828	52.285	83.17	0.441	16:04:03.599
7 -	31.499	20.747	52.246	83.23	0.402	16:04:55.845
8 -	31.277	20.879	52.156 (2)	83.37	0.312	16:05:48.001
9 -	31.692	21.090	52.782	82.38	0.938	16:06:40.783
10 -	31.509	20.772	52.281	83.17	0.437	16:07:33.064
11 -	31.379	21.426	52.805	82.35	0.961	16:08:25.869
12 -	31.111	20.733	51.844 (1)	83.87		16:09:17.713

P11 169		Gareth CUNNINGHAM		Yamaha R6 - Burnham cars ltd		
IDEAL LAP TIME : 51.633		BEST LAP TIME : 51.769		DIFFERENCE : 0.136		
LAP	SECTOR 1	SECTOR 2	LAP TIME	MPH	DIFF	TIME OF DAY
1 -		21.258	59.150	73.51	7.381	15:59:43.115
2 -	30.921	20.848	51.769 (1)	84.00		16:00:34.884
3 -	31.641	20.712	52.353	83.06	0.584	16:01:27.237
4 -	31.579	20.781	52.360	83.05	0.591	16:02:19.597
5 -	31.793	20.925	52.718	82.48	0.949	16:03:12.315
6 -	31.176	20.933	52.109	83.45	0.340	16:04:04.424
7 -	31.276	20.730	52.006 (3)	83.61	0.237	16:04:56.430
8 -	31.546	20.991	52.537	82.77	0.768	16:05:48.967
9 -	31.466	20.901	52.367	83.04	0.598	16:06:41.334
10 -	31.221	20.767	51.988 (2)	83.64	0.219	16:07:33.322
11 -	31.248	21.186	52.434	82.93	0.665	16:08:25.756
12 -	30.947	21.089	52.036	83.56	0.267	16:09:17.792

P12 73 C		Jamie THOMAS		Yamaha R6 - Team RubyRacing		
IDEAL LAP TIME : 51.286		BEST LAP TIME : 51.286		DIFFERENCE : 0.000		
LAP	SECTOR 1	SECTOR 2	LAP TIME	MPH	DIFF	TIME OF DAY
1 -		21.495	59.889	72.61	8.603	15:59:43.854
2 -	31.899	21.148	53.047	81.97	1.761	16:00:36.901
3 -	31.673	20.992	52.665	82.57	1.379	16:01:29.566
4 -	31.639	20.783	52.422	82.95	1.136	16:02:21.988
5 -	31.335	20.869	52.204	83.30	0.918	16:03:14.192
6 -	31.499	20.902	52.401	82.98	1.115	16:04:06.593
7 -	31.261	21.116	52.377	83.02	1.091	16:04:58.970
8 -	31.839	21.104	52.943	82.13	1.657	16:05:51.913
9 -	31.466	20.696	52.162	83.36	0.876	16:06:44.075
10 -	31.001	20.622	51.623 (3)	84.23	0.337	16:07:35.698
11 -	30.936	20.666	51.602 (2)	84.27	0.316	16:08:27.300
12 -	30.827	20.459	51.286 (1)	84.79		16:09:18.586

BMCRC - MRO Championships 2022 - Rnd 9 @ Brands Hatch Indy

DART Motorsport MRO 600/GP2 inc Clubman 600

RACE 18 - SECTOR ANALYSIS



SECTOR 1 = FL to I1, SECTOR 2 = I1 to FL, DIFF = Difference To Personal Best Lap, P = Crossed Finish Line in Pit Lane, D = Time Disallowed

P13 22 C		Toby TRUNDLE		Yamaha YZF-R6 - Harris Motorcycles - Harlow		
IDEAL LAP TIME : 51.487		BEST LAP TIME : 51.487		DIFFERENCE : 0.000		
LAP	SECTOR 1	SECTOR 2	LAP TIME	MPH	DIFF	TIME OF DAY
1 -		21.299	58.828	73.91	7.341	15:59:42.793
2 -	31.874	20.741	52.615	82.64	1.128	16:00:35.408
3 -	31.389	21.172	52.561	82.73	1.074	16:01:27.969
4 -	31.922	21.112	53.034	81.99	1.547	16:02:21.003
5 -	31.425	21.184	52.609	82.65	1.122	16:03:13.612
6 -	31.515	21.037	52.552	82.74	1.065	16:04:06.164
7 -	31.380	21.130	52.510	82.81	1.023	16:04:58.674
8 -	31.719	21.170	52.889	82.22	1.402	16:05:51.563
9 -	31.976	20.946	52.922	82.17	1.435	16:06:44.485
10 -	30.910	20.623	51.533 (2)	84.38	0.046	16:07:36.018
11 -	30.867	20.620	51.487 (1)	84.46		16:08:27.505
12 -	31.007	20.731	51.738 (3)	84.05	0.251	16:09:19.243

P14 198		Rob CRESWELL		Yamaha R6 -		
IDEAL LAP TIME : 51.480		BEST LAP TIME : 51.507		DIFFERENCE : 0.027		
LAP	SECTOR 1	SECTOR 2	LAP TIME	MPH	DIFF	TIME OF DAY
1 -		21.510	59.953	72.53	8.446	15:59:43.918
2 -	31.643	21.115	52.758	82.42	1.251	16:00:36.676
3 -	31.539	20.972	52.511	82.81	1.004	16:01:29.187
4 -	31.719	20.756	52.475	82.87	0.968	16:02:21.662
5 -	31.378	20.907	52.285	83.17	0.778	16:03:13.947
6 -	31.930	20.830	52.760	82.42	1.253	16:04:06.707
7 -	31.573	20.759	52.332	83.09	0.825	16:04:59.039
8 -	31.544	21.374	52.918	82.17	1.411	16:05:51.957
9 -	31.746	20.822	52.568	82.72	1.061	16:06:44.525
10 -	31.274	20.589	51.863 (3)	83.84	0.356	16:07:36.388
11 -	30.941	20.566	51.507 (1)	84.42		16:08:27.895
12 -	30.914	20.763	51.677 (2)	84.14	0.170	16:09:19.572

P15 77		Tom WEEDEN		Yamaha R6 - Club 77		
IDEAL LAP TIME : 49.586		BEST LAP TIME : 49.634		DIFFERENCE : 0.048		
LAP	SECTOR 1	SECTOR 2	LAP TIME	MPH	DIFF	TIME OF DAY
1 -		20.238	55.835	77.88	6.201	15:59:39.800
2 -	30.231	20.085	50.316	86.42	0.682	16:00:30.116
3 -	30.128	20.058	50.186	86.64	0.552	16:01:20.302
4 -	30.124	19.984	50.108	86.78	0.474	16:02:10.410
5 -	29.965	19.897	49.862 (3)	87.21	0.228	16:03:00.272
6 -	29.918	19.858	49.776 (2)	87.36	0.142	16:03:50.048
7 -	29.728	19.906	49.634 (1)	87.61		16:04:39.682

P16 228 C		Paul McFADDEN		Kawasaki ZX6 - T.McFadden Plant Ltd		
IDEAL LAP TIME : 53.768		BEST LAP TIME : 53.809		DIFFERENCE : 0.041		
LAP	SECTOR 1	SECTOR 2	LAP TIME	MPH	DIFF	TIME OF DAY
1 -		21.647	1:00.543	71.82	6.734	15:59:44.508
2 -	32.648	21.161	53.809 (1)	80.81		16:00:38.317

P17 168 C		Aaron DALRYMPLE		Yamaha R6 - Team Blumpkin Racing		
IDEAL LAP TIME : 53.287		BEST LAP TIME : 53.287		DIFFERENCE : 0.000		
LAP	SECTOR 1	SECTOR 2	LAP TIME	MPH	DIFF	TIME OF DAY
1 -		32.140	1:10.185	61.95	16.898	15:59:54.150
2 -	32.207	21.080	53.287 (1)	81.60		16:00:47.437

BMCRC - MRO Championships 2022 - Rnd 9 @ Brands Hatch Indy

DART Motorsport MRO 600/GP2 inc Clubman 600

RACE 18 - BEST SECTORS

SECTOR 1			SECTOR 2			IDEAL / BEST COMPARISON						
POS	NO	NAME	TIME	NO	NAME	TIME	POS	NO	NAME	IDEAL	BEST	DIFF
									PERFECT LAP	48.768		
1	82	BULL	29.282	82	BULL	19.486	1	82	BULL	48.768	48.826	0.058
2	818	BARKER	29.569	212	PALLET	19.487	2	212	PALLET	49.222	49.260	0.038
3	511	CLARKE	29.647	511	CLARKE	19.733	3	511	CLARKE	49.380	49.471	0.091
4	661	HARRIS	29.676	818	BARKER	19.838	4	818	BARKER	49.407	49.479	0.072
5	77	WEEDEN	29.728	77	WEEDEN	19.858	5	661	HARRIS	49.547	49.560	0.013
6	212	PALLET	29.735	661	HARRIS	19.871	6	77	WEEDEN	49.586	49.634	0.048
7	37	LATHAM	30.054	37	LATHAM	20.110	7	37	LATHAM	50.164	50.166	0.002
8	128	HOARE	30.324	128	HOARE	20.209	8	128	HOARE	50.533	50.663	0.130
9	541	JAMISON	30.671	541	JAMISON	20.381	9	541	JAMISON	51.052	51.161	0.109
10	73	THOMAS	30.827	73	THOMAS	20.459	10	73	THOMAS	51.286	51.286	0.000
11	22	TRUNDLE	30.867	198	CRESWELL	20.566	11	198	CRESWELL	51.480	51.507	0.027
12	198	CRESWELL	30.914	22	TRUNDLE	20.620	12	22	TRUNDLE	51.487	51.487	0.000
13	169	CUNNINGHAM	30.921	100	HOWTON	20.675	13	169	CUNNINGHAM	51.633	51.769	0.136
14	100	HOWTON	31.111	169	CUNNINGHAM	20.712	14	100	HOWTON	51.786	51.844	0.058
15	168	DALRYMPLE	32.207	168	DALRYMPLE	21.080	15	168	DALRYMPLE	53.287	53.287	0.000
16	228	McFADDEN	32.607	228	McFADDEN	21.161	16	228	McFADDEN	53.768	53.809	0.041
17							17	30	MELLOR		50.158	

BMCRC - MRO Championships 2022 - Rnd 9 @ Brands Hatch Indy

DART Motorsport MRO 600/GP2 inc Clubman 600

RACE 18 - STATISTICS

Competitors Started 17
Planned Start 2022-10-02 @ 16:45:00.000
Actual Start 2022-10-02 @ 15:58:43.964
Finish Time 2022-10-02 @ 16:08:40.227
Track Length 1.2079mi.
Total Laps 179
Total Distance Covered 216.2222mi.

Session Fastest Lap History

NO	CL	NAME	LAP TIME	TIME OF DAY	LAP	VEHICLE
82		James BULL	49.569	16:00:28.152	2	Kawasaki ZX6R 636
82		James BULL	49.047	16:01:17.199	3	Kawasaki ZX6R 636
82		James BULL	49.039	16:02:55.939	5	Kawasaki ZX6R 636
82		James BULL	48.845	16:03:44.785	6	Kawasaki ZX6R 636
82		James BULL	48.826	16:07:50.464	11	Kawasaki ZX6R 636

Session Leader History

NO	CL	NAME	FROM LAP	LAPS LED	DISTANCE	VEHICLE
82		James BULL	1	12	14.49 miles	Kawasaki ZX6R 636

Flag History

TYPE	TIME OF DAY
GREEN	15:58:43.964
FINISH	16:08:40.227

Flag Statistics

TYPE	COUNT	TOTAL LAPS	TOTAL TIME
Green	1	12	11:16.584
Red	0	0	0.000
Safety Car	0	0	0.000
FCY	0	0	0.000

BMCRC - MRO Championships 2022 - Rnd 9 @ Brands Hatch Indy

DART Motorsport MRO 600/GP2 inc Clubman 600

RACE 18 - STATISTICS

CLASS :

8 Starters

Fastest Lap History

NO	NAME	LAP TIME	TIME OF DAY	LAP	VEHICLE
82	James BULL	49.569	16:00:28.152	2	Kawasaki ZX6R 636
82	James BULL	49.047	16:01:17.199	3	Kawasaki ZX6R 636
82	James BULL	49.039	16:02:55.939	5	Kawasaki ZX6R 636
82	James BULL	48.845	16:03:44.785	6	Kawasaki ZX6R 636
82	James BULL	48.826	16:07:50.464	11	Kawasaki ZX6R 636

Leader History

NO	NAME	FROM LAP	LAPS LED	DISTANCE	VEHICLE
82	James BULL	1	12	14.49 miles	Kawasaki ZX6R 636

BMCRC - MRO Championships 2022 - Rnd 9 @ Brands Hatch Indy

DART Motorsport MRO 600/GP2 inc Clubman 600

RACE 18 - STATISTICS

CLASS : C

8 Starters

Fastest Lap History

NO	NAME	LAP TIME	TIME OF DAY	LAP	VEHICLE
511	Ross CLARKE	51.032	16:00:31.249	2	Kawasaki ZX600RR
212	Matt PALLETT	50.996	16:00:31.391	2	Yamaha R6
212	Matt PALLETT	49.627	16:01:21.018	3	Yamaha R6
511	Ross CLARKE	49.471	16:04:40.319	7	Kawasaki ZX600RR
212	Matt PALLETT	49.260	16:04:40.605	7	Yamaha R6

Leader History

NO	NAME	FROM LAP	LAPS LED	DISTANCE	VEHICLE
511	Ross CLARKE	1	2	2.41 miles	Kawasaki ZX600RR
212	Matt PALLETT	3	1	1.20 miles	Yamaha R6
511	Ross CLARKE	4	5	6.03 miles	Kawasaki ZX600RR
212	Matt PALLETT	9	1	1.20 miles	Yamaha R6
511	Ross CLARKE	10	3	3.62 miles	Kawasaki ZX600RR

BMCRC - MRO Championships 2022 - Rnd 9 @ Brands Hatch Indy

DART Motorsport MRO 600/GP2 inc Clubman 600

RACE 18 - STATISTICS

CLASS : GP2

1 Starters

Fastest Lap History

NO	NAME	LAP TIME	TIME OF DAY	LAP	VEHICLE
661	Cameron HARRIS	50.141	16:00:30.368	2	Triumph 675R
661	Cameron HARRIS	49.824	16:03:00.827	5	Triumph 675R
661	Cameron HARRIS	49.670	16:03:50.497	6	Triumph 675R
661	Cameron HARRIS	49.560	16:04:40.057	7	Triumph 675R

Leader History

NO	NAME	FROM LAP	LAPS LED	DISTANCE	VEHICLE
661	Cameron HARRIS	1	12	14.49 miles	Triumph 675R

**Properly
Protected**

.CO.UK



MRO MINITWINS

Supported by Properly Protected



BMCRC-MRO Championships - Round 9

Brands Hatch Indy

1st / 2nd October 2022



SPORTS TIMING

TIMING SOLUTIONS LTD

Timing & Results Provided by Timing Solutions Ltd

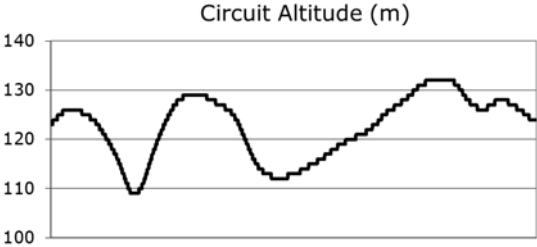
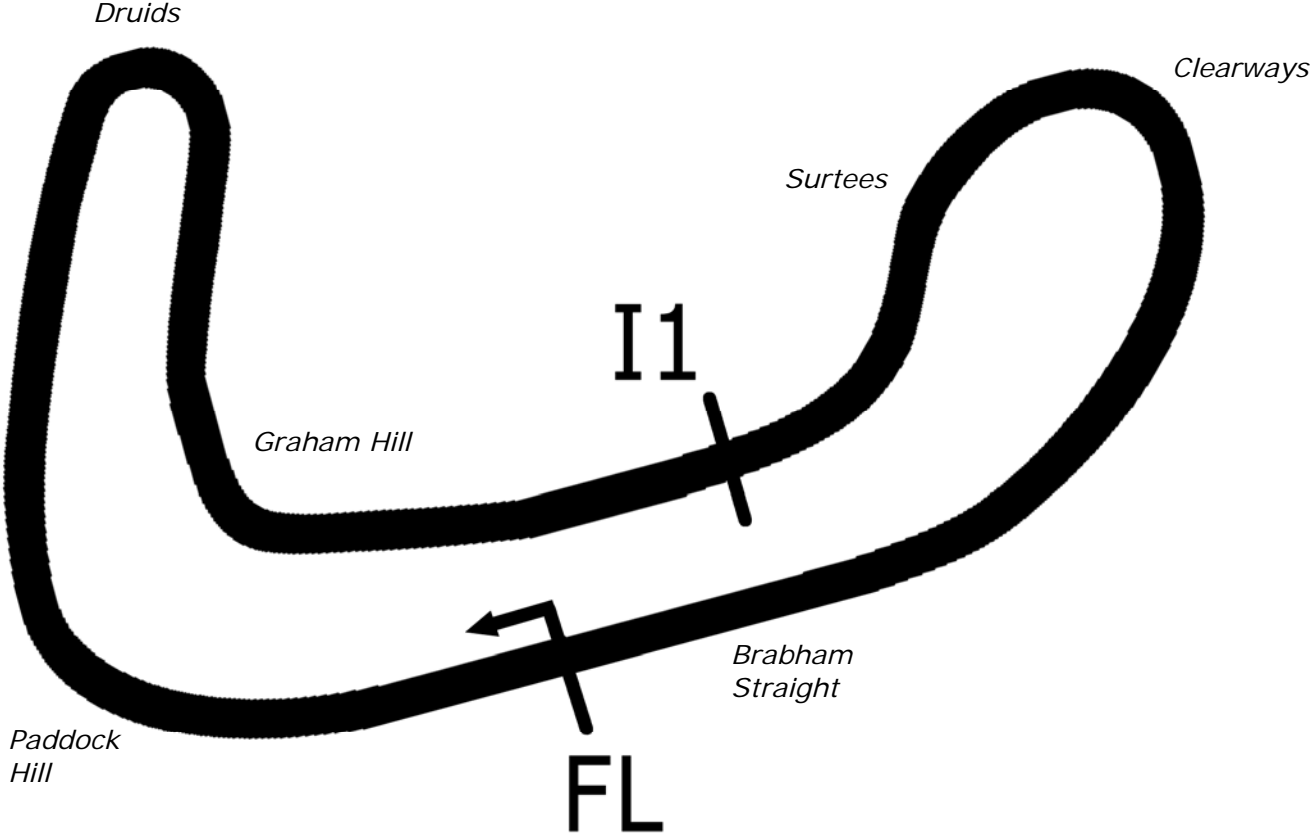
www.tsl-timing.com

Brands Hatch Indy



SPORTS TIMING

TIMING SOLUTIONS LTD



Length	1.2079 miles	1944.0 m	
FL		51.36032 N	0.26032 E
I1	1112m	51.35934 N	0.25955 E
Pit Entry	1669m	51.35911 N	0.25743 E
Pit Exit	26m after FL	51.36027 N	0.26078 E
Pit Entry–Pit Exit 277m, 16.6s @60kph, 12.4s @80kph			

BMCRC - MRO Championships 2022 - Rnd 9 @ Brands Hatch Indy



MRO Minitwins

QUALIFYING - CLASSIFICATION

POS	NO	NAME	ENTRY	TIME	ON	LAPS	GAP	DIFF	MPH
1	26	Glynn DAVIES	Suzuki SV650 -	52.745	5	5			82.44
2	202	Jack MUIR	Suzuki SV650 -	53.879	3	11	1.134	1.134	80.71
3	19	Kevin LILLEY	Suzuki SV650 - Trafalgar Cleaning Eqpt. / Steve Jordar	54.118	10	10	1.373	0.239	80.35
4	79	James O'MARA	Suzuki SV650 - BRP Machining Ltd	54.268	10	10	1.523	0.150	80.13
5	184	David TWYFORD	Suzuki SV650 - MHP, IMP Racing	54.512	5	5	1.767	0.244	79.77
6	58	Stacey KILLWORTH	Suzuki SV650 - Greenplant/Everns	55.847	10	10	3.102	1.335	77.86
7	99	Lee ELLIS	Suzuki SV650 - ATP Motorsport	56.057	11	11	3.312	0.210	77.57
8	6	Martin COOPER	Suzuki SV650 -	56.362	4	5	3.617	0.305	77.15
9	82	Simon HEALEY	Suzuki SV650 - Popular Tyres Ltd / Pro Parts Ltd	56.544	4	10	3.799	0.182	76.90
10	63	Stephen PERFITT	Suzuki SV650 - PKP Services Ltd	56.594	4	4	3.849	0.050	76.83
11	45	Terence QUINCE	Suzuki SV650 - K&Q	56.847	10	10	4.102	0.253	76.49
12	18	Stephen LANE	Suzuki SV650 -	57.164	10	10	4.419	0.317	76.07
13	47	Tristan BOHANAN	Suzuki SV650 - Myself	57.195	10	10	4.450	0.031	76.03
14	81	Malvern MAY	Suzuki SV650 - IMP racing	57.270	3	4	4.525	0.075	75.93
15	34	Andrew JOHNSON	Suzuki SV650 - Rose & Charlie Racing	57.370	10	10	4.625	0.100	75.79
16	93	Tony BOTTO	Suzuki SV650 - TB Motorcycles	57.496	3	9	4.751	0.126	75.63
17	97	Alex MANN	Suzuki SV650 - Michael Jones Jewellers,Esprit Group,1	57.578	4	4	4.833	0.082	75.52
18	116	Gareth FAITH	Suzuki SV650 - Sitramoto/Arktis	58.607	4	4	5.862	1.029	74.19
19	44	Tony PARKER	Suzuki SV650 - Insta ... emerald_elevators	58.697	8	9	5.952	0.090	74.08
20	70	Colin HALL	Suzuki SV650 -	59.030	4	6	6.285	0.333	73.66
21	37	Stephen WILSON	Suzuki SV650 -	59.610	8	9	6.865	0.580	72.95
22	48	Shaun WALLIS	Suzuki SV650 - MBC Despatch Racing	59.638	4	10	6.893	0.028	72.91
23	84	Ricardo BRANCO	Suzuki SV650 - IMP Racing	1:00.503	10	10	7.758	0.865	71.87

Weather / Track : Sunny / Drying

These results are provisional until the conclusion of any judicial and technical matters.

Brands Hatch Indy: 1.2079 miles
Date: 01/10/2022 Start: 10:39 Finish: 10:59

Clerk Of Course :	Stewards :	Timekeeper : <i>Craig Smith</i>
-------------------	------------	------------------------------------

Results can be found at www.tsl-timing.com

Printed - 11:00 Saturday, 01 October 2022



BMCRC - MRO Championships 2022 - Rnd 9 @ Brands Hatch Indy

MRO Minitwins

QUALIFYING - SECTOR ANALYSIS



SECTOR 1 = FL to I1, SECTOR 2 = I1 to FL, DIFF = Difference To Personal Best Lap, P = Crossed Finish Line in Pit Lane, D = Time Disallowed

P1 26		Glynn DAVIES		Suzuki SV650 -			
IDEAL LAP TIME : 52.693		BEST LAP TIME : 52.745		DIFFERENCE : 0.052			
LAP	SECTOR 1	SECTOR 2	LAP TIME	MPH	DIFF	TIME OF DAY	
1 -	35.470	22.283	57.753	75.29	5.008	10:41:05.116	
2 -	33.112	21.682	54.794	79.36	2.049	10:41:59.910	
3 -	32.018	21.133	53.151 (2)	81.81	0.406	10:42:53.061	
4 -	32.251	21.352	53.603 (3)	81.12	0.858	10:43:46.664	
5 -	31.560	21.185	52.745 (1)	82.44		10:44:39.409	

P2 202		Jack MUIR		Suzuki SV650 -			
IDEAL LAP TIME : 53.804		BEST LAP TIME : 53.879		DIFFERENCE : 0.075			
LAP	SECTOR 1	SECTOR 2	LAP TIME	MPH	DIFF	TIME OF DAY	
1 -	34.377	22.664	57.041	76.23	3.162	10:41:04.678	
2 -	33.097	22.172	55.269	78.68	1.390	10:41:59.947	
3 -	32.458	21.421	53.879 (1)	80.71		10:42:53.826	
4 -	32.484	21.621	54.105 (2)	80.37	0.226	10:43:47.931	
5 -	32.383	21.865	54.248	80.16	0.369	10:44:42.179	
6 -	46.355	IN PIT	10:18.226	P 7.03	9:24.347	10:55:00.405	
7 -	OUTLAP	23.704	1:05.436	66.45	11.557	10:56:05.841	
8 -	34.809	22.654	57.463	75.67	3.584	10:57:03.304	
9 -	33.695	21.910	55.605	78.20	1.726	10:57:58.909	
10 -	32.445	21.766	54.211 (3)	80.21	0.332	10:58:53.120	
11 -	33.480	21.830	55.310	78.62	1.431	10:59:48.430	

P3 19		Kevin LILLEY		Suzuki SV650 - Trafalgar Cleaning Eqpt. / Steve Jordan Motorcy			
IDEAL LAP TIME : 54.118		BEST LAP TIME : 54.118		DIFFERENCE : 0.000			
LAP	SECTOR 1	SECTOR 2	LAP TIME	MPH	DIFF	TIME OF DAY	
1 -	37.805	23.247	1:01.052	71.22	6.934	10:41:31.943	
2 -	34.920	23.405	58.325	74.55	4.207	10:42:30.268	
3 -	33.494	23.224	56.718	76.67	2.600	10:43:26.986	
4 -	33.380	22.247	55.627 (3)	78.17	1.509	10:44:22.613	
5 -	33.114	IN PIT	10:38.542	P 6.81	9:44.424	10:55:01.155	
6 -	OUTLAP	23.839	1:05.490	66.40	11.372	10:56:06.645	
7 -	34.363	23.090	57.453	75.68	3.335	10:57:04.098	
8 -	33.955	22.525	56.480	76.99	2.362	10:58:00.578	
9 -	32.895	21.813	54.708 (2)	79.48	0.590	10:58:55.286	
10 -	32.596	21.522	54.118 (1)	80.35		10:59:49.404	

P4 79		James O'MARA		Suzuki SV650 - BRP Machining Ltd			
IDEAL LAP TIME : 54.268		BEST LAP TIME : 54.268		DIFFERENCE : 0.000			
LAP	SECTOR 1	SECTOR 2	LAP TIME	MPH	DIFF	TIME OF DAY	
1 -	39.414	22.862	1:02.276	69.82	8.008	10:41:42.709	
2 -	34.472	22.395	56.867	76.46	2.599	10:42:39.576	
3 -	33.393	22.231	55.624 (2)	78.17	1.356	10:43:35.200	
4 -	33.256	22.550	55.806 (3)	77.92	1.538	10:44:31.006	
5 -	47.045	IN PIT	10:27.723	P 6.92	9:33.455	10:54:58.729	
6 -	OUTLAP	24.553	1:08.313	63.65	14.045	10:56:07.042	
7 -	34.692	23.406	58.098	74.84	3.830	10:57:05.140	
8 -	34.440	22.504	56.944	76.36	2.676	10:58:02.084	
9 -	35.340	22.587	57.927	75.07	3.659	10:59:00.011	
10 -	32.569	21.699	54.268 (1)	80.13		10:59:54.279	

P5 184		David TWYFORD		Suzuki SV650 - MHP, IMP Racing			
IDEAL LAP TIME : 54.402		BEST LAP TIME : 54.512		DIFFERENCE : 0.110			
LAP	SECTOR 1	SECTOR 2	LAP TIME	MPH	DIFF	TIME OF DAY	
1 -	35.885	22.763	58.648	74.14	4.136	10:41:07.026	
2 -	34.723	22.499	57.222	75.99	2.710	10:42:04.248	
3 -	33.688	21.995	55.683 (3)	78.09	1.171	10:42:59.931	
4 -	33.304	21.789	55.093 (2)	78.93	0.581	10:43:55.024	
5 -	32.613	21.899	54.512 (1)	79.77		10:44:49.536	

BMCRC - MRO Championships 2022 - Rnd 9 @ Brands Hatch Indy

MRO Minitwins

QUALIFYING - SECTOR ANALYSIS



SECTOR 1 = FL to I1, SECTOR 2 = I1 to FL, DIFF = Difference To Personal Best Lap, P = Crossed Finish Line in Pit Lane, D = Time Disallowed

P6 58		Stacey KILLWORTH		Suzuki SV650 - Greenplant/Everns			
IDEAL LAP TIME : 55.807		BEST LAP TIME : 55.847		DIFFERENCE : 0.040			
LAP	SECTOR 1	SECTOR 2	LAP TIME	MPH	DIFF	TIME OF DAY	
1 -	35.946	22.971	58.917	73.80	3.070	10:41:21.861	
2 -	35.345	22.553	57.898	75.10	2.051	10:42:19.759	
3 -	34.080	23.408	57.488	75.64	1.641	10:43:17.247	
4 -	34.214	22.282	56.496 (3)	76.97	0.649	10:44:13.743	
5 -	33.525	IN PIT	10:48.755 P	6.70	9:52.908	10:55:02.498	
6 -	OUTLAP	24.313	1:07.591	64.33	11.744	10:56:10.089	
7 -	36.291	23.864	1:00.155	72.28	4.308	10:57:10.244	
8 -	34.188	22.295	56.483 (2)	76.98	0.636	10:58:06.727	
9 -	34.621	22.728	57.349	75.82	1.502	10:59:04.076	
10 -	33.558	22.289	55.847 (1)	77.86		10:59:59.923	

P7 99		Lee ELLIS		Suzuki SV650 - ATP Motorsport			
IDEAL LAP TIME : 55.932		BEST LAP TIME : 56.057		DIFFERENCE : 0.125			
LAP	SECTOR 1	SECTOR 2	LAP TIME	MPH	DIFF	TIME OF DAY	
1 -	36.150	23.303	59.453	73.14	3.396	10:41:08.882	
2 -	35.867	22.994	58.861	73.87	2.804	10:42:07.743	
3 -	34.378	22.803	57.181	76.04	1.124	10:43:04.924	
4 -	34.279	22.920	57.199	76.02	1.142	10:44:02.123	
5 -	34.173	22.718	56.891 (3)	76.43	0.834	10:44:59.014	
6 -		IN PIT	9:59.425 P	7.25	9:03.368	10:54:58.439	
7 -	OUTLAP	23.950	1:05.324	66.56	9.267	10:56:03.763	
8 -	34.973	23.200	58.173	74.75	2.116	10:57:01.936	
9 -	35.962	23.234	59.196	73.46	3.139	10:58:01.132	
10 -	33.724	22.415	56.139 (2)	77.46	0.082	10:58:57.271	
11 -	33.849	22.208	56.057 (1)	77.57		10:59:53.328	

P8 6		Martin COOPER		Suzuki SV650 -			
IDEAL LAP TIME : 56.362		BEST LAP TIME : 56.362		DIFFERENCE : 0.000			
LAP	SECTOR 1	SECTOR 2	LAP TIME	MPH	DIFF	TIME OF DAY	
1 -	35.864	22.843	58.707	74.07	2.345	10:41:08.897	
2 -	34.420	22.681	57.101 (3)	76.15	0.739	10:42:05.998	
3 -	34.508	23.034	57.542	75.57	1.180	10:43:03.540	
4 -	33.974	23.388	56.362 (1)	77.15		10:43:59.902	
5 -	34.059	22.773	56.832 (2)	76.51	0.470	10:44:56.734	

P9 82		Simon HEALEY		Suzuki SV650 - Popular Tyres Ltd / Pro Parts Ltd			
IDEAL LAP TIME : 56.354		BEST LAP TIME : 56.544		DIFFERENCE : 0.190			
LAP	SECTOR 1	SECTOR 2	LAP TIME	MPH	DIFF	TIME OF DAY	
1 -	37.921	24.576	1:02.497	69.58	5.953	10:41:16.640	
2 -	35.941	23.478	59.419	73.18	2.875	10:42:16.059	
3 -	34.631	22.746	57.377 (3)	75.79	0.833	10:43:13.436	
4 -	34.027	22.517	56.544 (1)	76.90		10:44:09.980	
5 -	33.837	IN PIT	10:49.213 P	6.69	9:52.669	10:54:59.193	
6 -	OUTLAP	24.187	1:08.563	63.42	12.019	10:56:07.756	
7 -	35.520	23.107	58.627	74.17	2.083	10:57:06.383	
8 -	35.551	23.725	59.276	73.36	2.732	10:58:05.659	
9 -	35.545	22.520	58.065	74.89	1.521	10:59:03.724	
10 -	34.470	22.634	57.104 (2)	76.15	0.560	11:00:00.828	

P10 63		Stephen PERFITT		Suzuki SV650 - PKP Services Ltd			
IDEAL LAP TIME : 56.594		BEST LAP TIME : 56.594		DIFFERENCE : 0.000			
LAP	SECTOR 1	SECTOR 2	LAP TIME	MPH	DIFF	TIME OF DAY	
1 -	37.610	23.379	1:00.989	71.30	4.395	10:41:31.646	
2 -	35.003	24.606	59.609 (3)	72.95	3.015	10:42:31.255	
3 -	35.004	22.910	57.914 (2)	75.08	1.320	10:43:29.169	
4 -	34.474	22.120	56.594 (1)	76.83		10:44:25.763	

BMCRC - MRO Championships 2022 - Rnd 9 @ Brands Hatch Indy

MRO Minitwins

QUALIFYING - SECTOR ANALYSIS



SECTOR 1 = FL to I1, SECTOR 2 = I1 to FL, DIFF = Difference To Personal Best Lap, P = Crossed Finish Line in Pit Lane, D = Time Disallowed

P11 45		Terence QUINCE		Suzuki SV650 - K&Q			
IDEAL LAP TIME : 56.847		BEST LAP TIME : 56.847		DIFFERENCE : 0.000			
LAP	SECTOR 1	SECTOR 2	LAP TIME	MPH	DIFF	TIME OF DAY	
1 -	37.849	25.038	1:02.887	69.14	6.040	10:41:16.880	
2 -	37.007	23.921	1:00.928	71.37	4.081	10:42:17.808	
3 -	35.810	23.423	59.233 (3)	73.41	2.386	10:43:17.041	
4 -	35.719	23.633	59.352	73.26	2.505	10:44:16.393	
5 -	35.276	IN PIT	10:45.249 P	6.73	9:48.402	10:55:01.642	
6 -	OUTLAP	23.999	1:06.524	65.36	9.677	10:56:08.166	
7 -	35.531	23.266	58.797 (2)	73.95	1.950	10:57:06.963	
8 -	35.370	24.115	59.485	73.10	2.638	10:58:06.448	
9 -	40.682	23.556	1:04.238	67.69	7.391	10:59:10.686	
10 -	34.436	22.411	56.847 (1)	76.49		11:00:07.533	

P12 18		Stephen LANE		Suzuki SV650 -			
IDEAL LAP TIME : 57.162		BEST LAP TIME : 57.164		DIFFERENCE : 0.002			
LAP	SECTOR 1	SECTOR 2	LAP TIME	MPH	DIFF	TIME OF DAY	
1 -	38.657	24.187	1:02.844	69.19	5.680	10:41:20.734	
2 -	37.506	23.442	1:00.948	71.34	3.784	10:42:21.682	
3 -	35.720	23.235	58.955	73.76	1.791	10:43:20.637	
4 -	34.965	23.083	58.048 (2)	74.91	0.884	10:44:18.685	
5 -	34.850	IN PIT	10:44.305 P	6.74	9:47.141	10:55:02.990	
6 -	OUTLAP	24.054	1:05.485	66.40	8.321	10:56:08.475	
7 -	35.875	22.931	58.806	73.94	1.642	10:57:07.281	
8 -	34.947	23.639	58.586	74.22	1.422	10:58:05.867	
9 -	35.655	22.639	58.294 (3)	74.59	1.130	10:59:04.161	
10 -	34.523	22.641	57.164 (1)	76.07		11:00:01.325	

P13 47		Tristan BOHANAN		Suzuki SV650 - Myself			
IDEAL LAP TIME : 57.195		BEST LAP TIME : 57.195		DIFFERENCE : 0.000			
LAP	SECTOR 1	SECTOR 2	LAP TIME	MPH	DIFF	TIME OF DAY	
1 -	39.476	24.066	1:03.542	68.43	6.347	10:41:20.513	
2 -	38.986	25.053	1:04.039	67.90	6.844	10:42:24.552	
3 -	35.412	23.297	58.709	74.07	1.514	10:43:23.261	
4 -	35.542	23.057	58.599 (3)	74.20	1.404	10:44:21.860	
5 -	35.382	IN PIT	10:37.696 P	6.81	9:40.501	10:54:59.556	
6 -	OUTLAP	24.462	1:08.817	63.19	11.622	10:56:08.373	
7 -	36.692	23.189	59.881	72.62	2.686	10:57:08.254	
8 -	34.948	23.364	58.312 (2)	74.57	1.117	10:58:06.566	
9 -	36.211	23.156	59.367	73.24	2.172	10:59:05.933	
10 -	34.606	22.589	57.195 (1)	76.03		11:00:03.128	

P14 81		Malvern MAY		Suzuki SV650 - IMP racing			
IDEAL LAP TIME : 56.420		BEST LAP TIME : 57.270		DIFFERENCE : 0.850			
LAP	SECTOR 1	SECTOR 2	LAP TIME	MPH	DIFF	TIME OF DAY	
1 -	38.965	24.933	1:03.898	68.05	6.628	10:41:24.849	
2 -	34.741	24.289	59.030 (3)	73.66	1.760	10:42:23.879	
3 -	34.156	23.114	57.270 (1)	75.93		10:43:21.149	
4 -	34.984	22.689	57.673 (2)	75.40	0.403	10:44:18.822	

BMCRC - MRO Championships 2022 - Rnd 9 @ Brands Hatch Indy

MRO Minitwins

QUALIFYING - SECTOR ANALYSIS



SECTOR 1 = FL to I1, SECTOR 2 = I1 to FL, DIFF = Difference To Personal Best Lap, P = Crossed Finish Line in Pit Lane, D = Time Disallowed

P15 34		Andrew JOHNSON		Suzuki SV650 - Rose & Charlie Racing			
IDEAL LAP TIME : 57.197		BEST LAP TIME : 57.370		DIFFERENCE : 0.173			
LAP	SECTOR 1	SECTOR 2	LAP TIME	MPH	DIFF	TIME OF DAY	
1 -	39.196	24.237	1:03.433	68.55	6.063	10:41:19.410	
2 -	38.519	23.175	1:01.694	70.48	4.324	10:42:21.104	
3 -	36.106	23.107	59.213 (2)	73.44	1.843	10:43:20.317	
4 -	36.770	22.570	59.340 (3)	73.28	1.970	10:44:19.657	
5 -	35.599	IN PIT	10:34.242 P	6.85	9:36.872	10:54:53.899	
6 -	OUTLAP	24.312	1:07.782	64.15	10.412	10:56:01.681	
7 -	36.543	23.381	59.924	72.56	2.554	10:57:01.605	
8 -	36.776	23.386	1:00.162	72.28	2.792	10:58:01.767	
9 -	36.354	23.217	59.571	72.99	2.201	10:59:01.338	
10 -	34.627	22.743	57.370 (1)	75.79		10:59:58.708	

P16 93		Tony BOTTO		Suzuki SV650 - TB Motorcycles			
IDEAL LAP TIME : 57.270		BEST LAP TIME : 57.496		DIFFERENCE : 0.226			
LAP	SECTOR 1	SECTOR 2	LAP TIME	MPH	DIFF	TIME OF DAY	
1 -	36.913	23.089	1:00.002	72.47	2.506	10:41:42.048	
2 -	34.841	22.702	57.543 (2)	75.57	0.047	10:42:39.591	
3 -	34.603	22.893	57.496 (1)	75.63		10:43:37.087	
4 -	34.876	22.667	57.543 (2)	75.57	0.047	10:44:34.630	
5 -	51.256	IN PIT	10:21.250 P	6.99	9:23.754	10:54:55.880	
6 -	OUTLAP	25.159	1:07.994	63.95	10.498	10:56:03.874	
7 -	37.914	23.804	1:01.718	70.45	4.222	10:57:05.592	
8 -	35.996	23.904	59.900	72.59	2.404	10:58:05.492	
9 -	35.379	22.705	58.084	74.86	0.588	10:59:03.576	

P17 97		Alex MANN		Suzuki SV650 - Michael Jones Jewellers,Esprit Group,TT50 cars			
IDEAL LAP TIME : 56.012		BEST LAP TIME : 57.578		DIFFERENCE : 1.566			
LAP	SECTOR 1	SECTOR 2	LAP TIME	MPH	DIFF	TIME OF DAY	
1 -	38.951	23.911	1:02.862	69.17	5.284	10:41:21.578	
2 -	37.631	24.093	1:01.724 (3)	70.45	4.146	10:42:23.302	
3 -	34.571	23.030	57.601 (2)	75.49	0.023	10:43:20.903	
4 -	35.038	22.540	57.578 (1)	75.52		10:44:18.481	

P18 116		Gareth FAITH		Suzuki SV650 - Sitramoto/Arktis			
IDEAL LAP TIME : 58.607		BEST LAP TIME : 58.607		DIFFERENCE : 0.000			
LAP	SECTOR 1	SECTOR 2	LAP TIME	MPH	DIFF	TIME OF DAY	
1 -	OUTLAP	25.876	1:09.098	62.93	10.491	10:41:57.467	
2 -	37.438	24.074	1:01.512 (3)	70.69	2.905	10:42:58.979	
3 -	37.092	23.728	1:00.820 (2)	71.49	2.213	10:43:59.799	
4 -	35.745	22.862	58.607 (1)	74.19		10:44:58.406	

P19 44		Tony PARKER		Suzuki SV650 - Insta ... emerald_elevators			
IDEAL LAP TIME : 58.697		BEST LAP TIME : 58.697		DIFFERENCE : 0.000			
LAP	SECTOR 1	SECTOR 2	LAP TIME	MPH	DIFF	TIME OF DAY	
1 -	OUTLAP	24.647	1:10.088	62.04	11.391	10:42:11.202	
2 -	36.751	24.478	1:01.229	71.02	2.532	10:43:12.431	
3 -	36.470	23.753	1:00.223	72.20	1.526	10:44:12.654	
4 -	36.090	IN PIT	10:49.443 P	6.69	9:50.746	10:55:02.097	
5 -	OUTLAP	24.477	1:07.683	64.24	8.986	10:56:09.780	
6 -	36.334	23.867	1:00.201	72.23	1.504	10:57:09.981	
7 -	36.068	23.443	59.511 (3)	73.07	0.814	10:58:09.492	
8 -	35.522	23.175	58.697 (1)	74.08		10:59:08.189	
9 -	35.595	23.840	59.435 (2)	73.16	0.738	11:00:07.624	

BMCRC - MRO Championships 2022 - Rnd 9 @ Brands Hatch Indy

MRO Minitwins

QUALIFYING - SECTOR ANALYSIS



SECTOR 1 = FL to I1, SECTOR 2 = I1 to FL, DIFF = Difference To Personal Best Lap, P = Crossed Finish Line in Pit Lane, D = Time Disallowed

P20 70		Colin HALL		Suzuki SV650 -			
IDEAL LAP TIME : 59.030		BEST LAP TIME : 59.030		DIFFERENCE : 0.000			
LAP	SECTOR 1	SECTOR 2	LAP TIME	MPH	DIFF	TIME OF DAY	
1 -	40.976	25.571	1:06.547	65.34	7.517	10:41:27.625	
2 -	38.463	24.637	1:03.100 (3)	68.91	4.070	10:42:30.725	
3 -	36.514	23.927	1:00.441 (2)	71.94	1.411	10:43:31.166	
4 -	35.746	23.284	59.030 (1)	73.66		10:44:30.196	
5 -	55.669	IN PIT	10:26.280 P	6.94	9:27.250	10:54:56.476	
6 -	OUTLAP	27.050	1:10.698	61.50	11.668	10:56:07.174	

P21 37		Stephen WILSON		Suzuki SV650 -			
IDEAL LAP TIME : 59.415		BEST LAP TIME : 59.610		DIFFERENCE : 0.195			
LAP	SECTOR 1	SECTOR 2	LAP TIME	MPH	DIFF	TIME OF DAY	
1 -	OUTLAP	25.960	1:11.267	61.01	11.657	10:42:24.918	
2 -	37.610	25.021	1:02.631	69.43	3.021	10:43:27.549	
3 -	37.093	24.580	1:01.673	70.51	2.063	10:44:29.222	
4 -	50.652	IN PIT	10:23.390 P	6.97	9:23.780	10:54:52.612	
5 -	OUTLAP	24.771	1:07.884	64.05	8.274	10:56:00.496	
6 -	36.221	24.405	1:00.626	71.72	1.016	10:57:01.122	
7 -	36.505	24.010	1:00.515 (3)	71.85	0.905	10:58:01.637	
8 -	35.742	23.868	59.610 (1)	72.95		10:59:01.247	
9 -	36.107	23.673	59.780 (2)	72.74	0.170	11:00:01.027	

P22 48		Shaun WALLIS		Suzuki SV650 - MBC Despatch Racing			
IDEAL LAP TIME : 59.638		BEST LAP TIME : 59.638		DIFFERENCE : 0.000			
LAP	SECTOR 1	SECTOR 2	LAP TIME	MPH	DIFF	TIME OF DAY	
1 -	41.017	25.453	1:06.470	65.42	6.832	10:41:28.277	
2 -	38.308	24.854	1:03.162	68.84	3.524	10:42:31.439	
3 -	36.710	23.800	1:00.510 (3)	71.86	0.872	10:43:31.949	
4 -	36.079	23.559	59.638 (1)	72.91		10:44:31.587	
5 -	51.454	IN PIT	10:23.434 P	6.97	9:23.796	10:54:55.021	
6 -	OUTLAP	25.110	1:08.576	63.41	8.938	10:56:03.597	
7 -	37.231	24.296	1:01.527	70.67	1.889	10:57:05.124	
8 -	36.531	24.252	1:00.783	71.54	1.145	10:58:05.907	
9 -	37.390	23.986	1:01.376	70.85	1.738	10:59:07.283	
10 -	36.257	23.858	1:00.115 (2)	72.33	0.477	11:00:07.398	

P23 84		Ricardo BRANCO		Suzuki SV650 - IMP Racing			
IDEAL LAP TIME : 1:00.433		BEST LAP TIME : 1:00.503		DIFFERENCE : 0.070			
LAP	SECTOR 1	SECTOR 2	LAP TIME	MPH	DIFF	TIME OF DAY	
1 -	39.037	24.936	1:03.973	67.97	3.470	10:41:24.568	
2 -	37.586	24.553	1:02.139	69.98	1.636	10:42:26.707	
3 -	36.825	24.639	1:01.464	70.75	0.961	10:43:28.171	
4 -	37.279	24.492	1:01.771	70.39	1.268	10:44:29.942	
5 -	51.252	IN PIT	10:24.482 P	6.96	9:23.979	10:54:54.424	
6 -	OUTLAP	24.823	1:08.423	63.55	7.920	10:56:02.847	
7 -	37.514	24.360	1:01.874	70.28	1.371	10:57:04.721	
8 -	36.421	24.287	1:00.708 (2)	71.63	0.205	10:58:05.429	
9 -	37.178	24.176	1:01.354 (3)	70.87	0.851	10:59:06.783	
10 -	36.257	24.246	1:00.503 (1)	71.87		11:00:07.286	

BMCRC - MRO Championships 2022 - Rnd 9 @ Brands Hatch Indy

MRO Minitwins

QUALIFYING - BEST SECTORS

SECTOR 1			SECTOR 2			IDEAL / BEST COMPARISON						
POS	NO	NAME	TIME	NO	NAME	TIME	POS	NO	NAME	IDEAL	BEST	DIFF
									PERFECT LAP	52.693		
1	26	DAVIES	31.560	26	DAVIES	21.133	1	26	DAVIES	52.693	52.745	0.052
2	202	MUIR	32.383	202	MUIR	21.421	2	202	MUIR	53.804	53.879	0.075
3	79	O'MARA	32.569	19	LILLEY	21.522	3	19	LILLEY	54.118	54.118	0.000
4	19	LILLEY	32.596	79	O'MARA	21.699	4	79	O'MARA	54.268	54.268	0.000
5	184	TWYFORD	32.613	184	TWYFORD	21.789	5	184	TWYFORD	54.402	54.512	0.110
6	97	MANN	33.472	63	PERFITT	22.120	6	58	KILLWORTH	55.807	55.847	0.040
7	58	KILLWORTH	33.525	99	ELLIS	22.208	7	99	ELLIS	55.932	56.057	0.125
8	99	ELLIS	33.724	58	KILLWORTH	22.282	8	97	MANN	56.012	57.578	1.566
9	81	MAY	33.731	6	COOPER	22.388	9	82	HEALEY	56.354	56.544	0.190
10	82	HEALEY	33.837	45	QUINCE	22.411	10	6	COOPER	56.362	56.362	0.000
11	6	COOPER	33.974	82	HEALEY	22.517	11	81	MAY	56.420	57.270	0.850
12	45	QUINCE	34.436	97	MANN	22.540	12	63	PERFITT	56.594	56.594	0.000
13	63	PERFITT	34.474	34	JOHNSON	22.570	13	45	QUINCE	56.847	56.847	0.000
14	18	LANE	34.523	47	BOHANAN	22.589	14	18	LANE	57.162	57.164	0.002
15	93	BOTTO	34.603	18	LANE	22.639	15	47	BOHANAN	57.195	57.195	0.000
16	47	BOHANAN	34.606	93	BOTTO	22.667	16	34	JOHNSON	57.197	57.370	0.173
17	34	JOHNSON	34.627	81	MAY	22.689	17	93	BOTTO	57.270	57.496	0.226
18	44	PARKER	35.522	116	FAITH	22.862	18	116	FAITH	58.607	58.607	0.000
19	37	WILSON	35.742	44	PARKER	23.175	19	44	PARKER	58.697	58.697	0.000
20	116	FAITH	35.745	70	HALL	23.284	20	70	HALL	59.030	59.030	0.000
21	70	HALL	35.746	48	WALLIS	23.559	21	37	WILSON	59.415	59.610	0.195
22	48	WALLIS	36.079	37	WILSON	23.673	22	48	WALLIS	59.638	59.638	0.000
23	84	BRANCO	36.257	84	BRANCO	24.176	23	84	BRANCO	1:00.433	1:00.503	0.070

BMCRC - MRO Championships 2022 - Rnd 9 @ Brands Hatch Indy

MRO Minitwins

QUALIFYING - STATISTICS

Competitors Started	23
Planned Start	2022-10-01 @ 10:42:00.000
Actual Start	2022-10-01 @ 10:39:38.012
Finish Time	2022-10-01 @ 10:59:26.094
Track Length	1.2079mi.
Total Laps	186
Total Distance Covered	224.6778mi.

Session Fastest Lap History

NO	NAME	LAP TIME	TIME OF DAY	LAP	VEHICLE
202	Jack MUIR	57.041	10:41:04.701	1	Suzuki SV650
26	Glynn DAVIES	54.794	10:41:59.939	2	Suzuki SV650
26	Glynn DAVIES	53.151	10:42:53.090	3	Suzuki SV650
26	Glynn DAVIES	52.745	10:44:39.437	5	Suzuki SV650

Flag History

TYPE	TIME OF DAY
GREEN	10:39:38.012
RED	10:44:59.107
GREEN	10:54:50.149
FINISH	10:59:26.094

Flag Statistics

TYPE	COUNT	TOTAL LAPS	TOTAL TIME
Green	2	11	10:49.790
Red	1	0	9:51.042
Safety Car	0	0	0.000
FCY	0	0	0.000

BMCRC - MRO Championships 2022 - Rnd 9 @ Brands Hatch Indy



MRO Minitwins

RACE 7 - GRID (10 Laps)

ROW 8	24	134	Oliver ARBON	1:00.503	23	84	Ricardo BRANCO	59.638	22	48	Shaun WALLIS				
ROW 7				59.610	21	37	Stephen WILSON	59.030		70	Colin HALL	58.697	19	44	Tony PARKER
ROW 6				58.607	18	116	Gareth FAITH	57.578	17	97	Alex MANN	57.496	16	93	Tony BOTTO
ROW 5				57.370	15	34	Andrew JOHNSON	57.270	14	81	Malvern MAY	57.195	13	47	Tristan BOHANAN
ROW 4				57.164	12	18	Stephen LANE	56.847	11	45	Terence QUINCE	56.594	10	63	Stephen PERFITT
ROW 3				56.544	9	82	Simon HEALEY	56.362	8	6	Martin COOPER	56.057	7	99	Lee ELLIS
ROW 2				55.847	6	58	Stacey KILLWORTH	54.512	5	184	David TWYFORD	54.268	4	79	James O'MARA
ROW 1				54.118	3	19	Kevin LILLEY	53.879	2	202	Jack MUIR	52.745	1	26	Glynn DAVIES
															Pole

Brands Hatch Indy: 1.2079 miles

These results are provisional until the conclusion of any judicial and technical matters.

Clerk Of Course :	Stewards :	Timekeeper : <i>Craig Smith</i>
-------------------	------------	------------------------------------

Results can be found at www.tsl-timing.com

Printed - 11:01 Saturday, 01 October 2022



BMCRC - MRO Championships 2022 - Rnd 9 @ Brands Hatch Indy



MRO Minitwins

RACE 7 - CLASSIFICATION

POS	NO	NAME	ENTRY	LAPS	TIME	GAP	DIFF	MPH	BEST	ON
1	26	Glynn DAVIES	Suzuki SV650 -	10	8:42.687			83.19	51.305	7
2	184	David TWYFORD	Suzuki SV650 - MHP, IMP Racing	10	8:45.885	3.198	3.198	82.69	51.671	5
3	79	James O'MARA	Suzuki SV650 - BRP Machining Ltd	10	8:50.483	7.796	4.598	81.97	51.909	4
4	19	Kevin LILLEY	Suzuki SV650 - Trafalgar Cleaning Eqpt. / Steve Jorr	10	8:54.619	11.932	4.136	81.34	52.608	2
5	202	Jack MUIR	Suzuki SV650 -	10	8:55.611	12.924	0.992	81.18	52.760	8
6	97	Alex MANN	Suzuki SV650 - Michael Jones Jewellers,Esprit Grou	10	9:00.047	17.360	4.436	80.52	52.735	10
7	6	Martin COOPER	Suzuki SV650 -	10	9:00.311	17.624	0.264	80.48	52.699	10
8	81	Malvern MAY	Suzuki SV650 - IMP racing	10	9:00.886	18.199	0.575	80.39	52.882	10
9	58	Stacey KILLWORTH	Suzuki SV650 - Greenplant/Everns	10	9:01.228	18.541	0.342	80.34	52.825	10
10	99	Lee ELLIS	Suzuki SV650 - ATP Motorsport	10	9:08.050	25.363	6.822	79.34	53.786	8
11	82	Simon HEALEY	Suzuki SV650 - Popular Tyres Ltd / Pro Parts Ltd	10	9:15.167	32.480	7.117	78.32	54.450	2
12	34	Andrew JOHNSON	Suzuki SV650 - Rose & Charlie Racing	10	9:17.421	34.734	2.254	78.01	54.588	9
13	70	Colin HALL	Suzuki SV650 -	10	9:25.949	43.262	8.528	76.83	54.976	10
14	18	Stephen LANE	Suzuki SV650 -	10	9:28.994	46.307	3.045	76.42	55.396	9
15	47	Tristan BOHANAN	Suzuki SV650 - Myself	10	9:31.256	48.569	2.262	76.12	55.398	10
16	45	Terence QUINCE	Suzuki SV650 - K&Q	10	9:32.152	49.465	0.896	76.00	56.002	7
17	93	Tony BOTTO	Suzuki SV650 - TB Motorcycles	9	8:43.068	1 Lap	1 Lap	74.82	56.833	3
18	116	Gareth FAITH	Suzuki SV650 - Sitramoto/Arktis	9	8:43.483	1 Lap	0.415	74.76	56.766	8
19	44	Tony PARKER	Suzuki SV650 - Insta ... emerald_elevators	9	8:43.602	1 Lap	0.119	74.74	56.700	8
20	84	Ricardo BRANCO	Suzuki SV650 - IMP Racing	9	8:44.402	1 Lap	0.800	74.63	56.912	2
21	37	Stephen WILSON	Suzuki SV650 -	9	8:56.155	1 Lap	11.753	72.99	58.064	8

NOT CLASSIFIED

DNF	48	Shaun WALLIS	Suzuki SV650 - MBC Despatch Racing	8	7:38.318	2 Laps	1 Lap	75.90	56.002	7
-----	----	--------------	------------------------------------	---	----------	--------	-------	-------	--------	---

FASTEST LAP

	26	Glynn DAVIES	Suzuki SV650 -	7	51.305			84.75 mph	136.40 kph	
--	----	--------------	----------------	---	--------	--	--	-----------	------------	--

92.5% of Race Speed = 76.95 mph

Weather / Track : Cloudy / Dry

These results are provisional until the conclusion of any judicial and technical matters.

Race Distance: 10 Laps / 12.07 miles

Brands Hatch Indy: 1.2079 miles

Date: 01/10/2022 Start: 14:16 Finish: 14:25

Clerk Of Course :

Stewards :

Timekeeper :

Craig Smith

Results can be found at www.tsl-timing.com

Printed - 14:27 Saturday, 01 October 2022



BMCRC - MRO Championships 2022 - Rnd 9 @ Brands Hatch Indy

MRO Minitwins

RACE 7 - LAP CHART

LAP 1 @ 14:17:44.887

NO	BEHIND	LAP TIME
26		56.620
79	0.215	56.835
184	0.519	57.139
202	1.512	58.132
19	1.622	58.242
6	2.112	58.732
58	2.604	59.224
81	3.244	59.864
99	3.686	1:00.306
97	4.104	1:00.724
82	5.218	1:01.838
34	5.307	1:01.927
45	6.620	1:03.240
47	7.029	1:03.649
18	7.765	1:04.385
70	7.998	1:04.618
48	8.234	1:04.854
93	8.556	1:05.176
44	9.075	1:05.695
84	9.330	1:05.950
116	9.792	1:06.412
37	10.324	1:06.944

LAP 2 @ 14:18:36.643

NO	BEHIND	LAP TIME
26		51.756
79	0.903	52.444
184	0.983	52.220
19	2.474	52.608
202	2.854	53.098
6	3.425	53.069
58	4.001	53.153
81	4.683	53.195
99	6.074	54.144
97	6.200	53.852
82	7.912	54.450
34	8.645	55.094
45	11.564	56.700
47	11.677	56.404
70	11.793	55.551
18	12.014	56.005
48	12.563	56.085
93	13.809	57.009
44	14.275	56.956
84	14.486	56.912
116	15.065	57.029
37	17.575	59.007

LAP 3 @ 14:19:28.249

NO	BEHIND	LAP TIME
26		51.606
184	1.512	52.135
79	2.278	52.981
19	3.533	52.665
202	4.336	53.088
58	5.690	53.295
6	5.768	53.949
81	6.664	53.587
97	8.160	53.566
99	8.728	54.260
82	10.844	54.538
34	12.383	55.344

45	16.741	56.783
70	16.891	56.704
47	17.114	57.043
18	17.349	56.941
48	17.375	56.418
93	19.036	56.833
44	19.650	56.981
84	20.382	57.502
116	20.533	57.074
37	24.891	58.922

LAP 4 @ 14:20:19.938

NO	BEHIND	LAP TIME
26		51.689
184	1.548	51.725
79	2.498	51.909
19	4.607	52.763
202	5.632	52.985
6	7.998	53.919
58	8.034	54.033
81	8.201	53.226
97	9.437	52.966
99	11.228	54.189
82	14.142	54.987
34	15.938	55.244
45	21.515	56.463
70	21.996	56.794
48	22.032	56.346
47	22.231	56.806
18	22.314	56.654
93	24.630	57.283
44	24.815	56.854
84	25.829	57.136
116	26.098	57.254
37	32.183	58.981

LAP 5 @ 14:21:11.641

NO	BEHIND	LAP TIME
26		51.703
184	1.516	51.671
79	3.664	52.869
19	5.733	52.829
202	6.950	53.021
6	10.244	53.949
58	10.367	54.036
81	10.447	53.949
97	10.729	52.995
99	14.147	54.622
82	17.150	54.711
34	19.570	55.335
45	25.925	56.113
70	26.113	55.820
48	26.382	56.053
18	26.405	55.794
47	26.864	56.336
93	30.311	57.384
44	30.534	57.422
84	31.379	57.253
116	31.676	57.281
37	39.267	58.787

LAP 6 @ 14:22:03.254

NO	BEHIND	LAP TIME
26		51.613

184	1.923	52.020
79	4.667	52.616
19	7.151	53.031
202	8.525	53.188
6	11.877	53.246
58	12.390	53.636
81	12.487	53.653
97	12.682	53.566
99	16.737	54.203
82	20.231	54.694
34	22.897	54.940
70	29.890	55.390
45	30.457	56.145
18	30.827	56.035
48	31.177	56.408
47	31.318	56.067
93	36.293	57.595
44	36.505	57.584
84	37.086	57.320
116	37.184	57.121
37	46.366	58.712

LAP 7 @ 14:22:54.559

NO	BEHIND	LAP TIME
26		51.305
184	2.643	52.025
79	5.497	52.135
19	9.019	53.173
202	10.758	53.538
6	13.994	53.422
81	14.365	53.183
97	14.791	53.414
58	14.852	53.767
99	19.752	54.320
82	23.807	54.881
34	26.775	55.183
70	34.028	55.443
45	35.154	56.002
18	35.379	55.857
48	35.874	56.002
47	35.932	55.919
93	42.193	57.205
44	42.815	57.615
84	43.143	57.362
116	43.389	57.510

LAP 8 @ 14:23:46.676

NO	BEHIND	LAP TIME
26		52.117
37	1 Lap	58.569
184	2.590	52.064
79	6.176	52.796
19	9.829	52.927
202	11.401	52.760
6	15.446	53.569
81	15.705	53.457
97	15.797	53.123
58	16.128	53.393
99	21.421	53.786
82	26.809	55.119
34	29.395	54.737
70	37.430	55.519
45	39.457	56.420
18	39.554	56.292
47	39.798	55.983

48	39.909	56.152
93	47.130	57.054
44	47.398	56.700
116	48.038	56.766
84	48.153	57.127

LAP 9 @ 14:24:37.985

NO	BEHIND	LAP TIME
26		51.309
184	3.867	52.586
79	7.969	53.102
37	1 Lap	58.064
19	11.743	53.223
202	12.910	52.818
97	17.594	53.106
6	17.894	53.757
81	18.286	53.890
58	18.685	53.866
99	24.128	54.016
82	30.555	55.055
34	32.674	54.588
70	41.255	55.134
18	43.641	55.396
45	45.851	57.703
47	46.140	57.651

LAP 10 @ 14:25:30.954

NO	BEHIND	LAP TIME
26		52.969
93	1 Lap	57.529
116	1 Lap	57.036
44	1 Lap	57.795
84	1 Lap	57.840
184	3.198	52.300
79	7.796	52.796
19	11.932	53.158
202	12.924	52.983
37	1 Lap	58.169
97	17.360	52.735
6	17.624	52.699
81	18.199	52.882
58	18.541	52.825
99	25.363	54.204
82	32.480	54.894
34	34.734	55.029
70	43.262	54.976
18	46.307	55.635
47	48.569	55.398
45	49.465	56.583

BMCRC - MRO Championships 2022 - Rnd 9 @ Brands Hatch Indy

MRO Minitwins

RACE 7 - SECTOR ANALYSIS



SECTOR 1 = FL to I1, SECTOR 2 = I1 to FL, DIFF = Difference To Personal Best Lap, P = Crossed Finish Line in Pit Lane, D = Time Disallowed

P1 26		Glynn DAVIES		Suzuki SV650 -			
IDEAL LAP TIME : 51.291		BEST LAP TIME : 51.305		DIFFERENCE : 0.014			
LAP	SECTOR 1	SECTOR 2	LAP TIME	MPH	DIFF	TIME OF DAY	
1 -		21.006	56.620	76.80	5.315	14:17:44.887	
2 -	30.897	20.859	51.756	84.02	0.451	14:18:36.643	
3 -	30.695	20.911	51.606 (3)	84.26	0.301	14:19:28.249	
4 -	30.703	20.986	51.689	84.13	0.384	14:20:19.938	
5 -	30.781	20.922	51.703	84.10	0.398	14:21:11.641	
6 -	30.788	20.825	51.613	84.25	0.308	14:22:03.254	
7 -	30.573	20.732	51.305 (1)	84.75		14:22:54.559	
8 -	30.662	21.455	52.117	83.43	0.812	14:23:46.676	
9 -	30.559	20.750	51.309 (2)	84.75	0.004	14:24:37.985	
10 -	31.171	21.798	52.969	82.09	1.664	14:25:30.954	

P2 184		David TWYFORD		Suzuki SV650 - MHP, IMP Racing			
IDEAL LAP TIME : 51.610		BEST LAP TIME : 51.671		DIFFERENCE : 0.061			
LAP	SECTOR 1	SECTOR 2	LAP TIME	MPH	DIFF	TIME OF DAY	
1 -		20.920	57.139	76.10	5.468	14:17:45.406	
2 -	31.278	20.942	52.220	83.27	0.549	14:18:37.626	
3 -	31.207	20.928	52.135	83.41	0.464	14:19:29.761	
4 -	30.816	20.909	51.725 (2)	84.07	0.054	14:20:21.486	
5 -	30.877	20.794	51.671 (1)	84.15		14:21:13.157	
6 -	31.213	20.807	52.020 (3)	83.59	0.349	14:22:05.177	
7 -	31.165	20.860	52.025	83.58	0.354	14:22:57.202	
8 -	31.082	20.982	52.064	83.52	0.393	14:23:49.266	
9 -	31.524	21.062	52.586	82.69	0.915	14:24:41.852	
10 -	31.299	21.001	52.300	83.14	0.629	14:25:34.152	

P3 79		James O'MARA		Suzuki SV650 - BRP Machining Ltd			
IDEAL LAP TIME : 51.889		BEST LAP TIME : 51.909		DIFFERENCE : 0.020			
LAP	SECTOR 1	SECTOR 2	LAP TIME	MPH	DIFF	TIME OF DAY	
1 -		20.903	56.835	76.51	4.926	14:17:45.102	
2 -	31.455	20.989	52.444 (3)	82.91	0.535	14:18:37.546	
3 -	31.584	21.397	52.981	82.07	1.072	14:19:30.527	
4 -	31.007	20.902	51.909 (1)	83.77		14:20:22.436	
5 -	31.684	21.185	52.869	82.25	0.960	14:21:15.305	
6 -	31.548	21.068	52.616	82.64	0.707	14:22:07.921	
7 -	31.253	20.882	52.135 (2)	83.41	0.226	14:23:00.056	
8 -	31.713	21.083	52.796	82.36	0.887	14:23:52.852	
9 -	31.733	21.369	53.102	81.89	1.193	14:24:45.954	
10 -	31.484	21.312	52.796	82.36	0.887	14:25:38.750	

P4 19		Kevin LILLEY		Suzuki SV650 - Trafalgar Cleaning Eqpt. / Steve Jordan Motorcy			
IDEAL LAP TIME : 52.467		BEST LAP TIME : 52.608		DIFFERENCE : 0.141			
LAP	SECTOR 1	SECTOR 2	LAP TIME	MPH	DIFF	TIME OF DAY	
1 -		21.214	58.242	74.66	5.634	14:17:46.509	
2 -	31.377	21.231	52.608 (1)	82.66		14:18:39.117	
3 -	31.575	21.090	52.665 (2)	82.57	0.057	14:19:31.782	
4 -	31.473	21.290	52.763 (3)	82.41	0.155	14:20:24.545	
5 -	31.584	21.245	52.829	82.31	0.221	14:21:17.374	
6 -	31.708	21.323	53.031	82.00	0.423	14:22:10.405	
7 -	31.768	21.405	53.173	81.78	0.565	14:23:03.578	
8 -	31.546	21.381	52.927	82.16	0.319	14:23:56.505	
9 -	31.754	21.469	53.223	81.70	0.615	14:24:49.728	
10 -	31.537	21.621	53.158	81.80	0.550	14:25:42.886	

BMCRC - MRO Championships 2022 - Rnd 9 @ Brands Hatch Indy

MRO Minitwins

RACE 7 - SECTOR ANALYSIS



SECTOR 1 = FL to I1, SECTOR 2 = I1 to FL, DIFF = Difference To Personal Best Lap, P = Crossed Finish Line in Pit Lane, D = Time Disallowed

P5 202		Jack MUIR		Suzuki SV650 -			
IDEAL LAP TIME : 52.645		BEST LAP TIME : 52.760		DIFFERENCE : 0.115			
LAP	SECTOR 1	SECTOR 2	LAP TIME	MPH	DIFF	TIME OF DAY	
1 -		21.247	58.132	74.80	5.372	14:17:46.399	
2 -	31.847	21.251	53.098	81.89	0.338	14:18:39.497	
3 -	31.923	21.165	53.088	81.91	0.328	14:19:32.585	
4 -	31.758	21.227	52.985	82.07	0.225	14:20:25.570	
5 -	31.753	21.268	53.021	82.01	0.261	14:21:18.591	
6 -	31.750	21.438	53.188	81.75	0.428	14:22:11.779	
7 -	32.204	21.334	53.538	81.22	0.778	14:23:05.317	
8 -	31.616	21.144	52.760 (1)	82.42		14:23:58.077	
9 -	31.692	21.126	52.818 (2)	82.33	0.058	14:24:50.895	
10 -	31.519	21.464	52.983 (3)	82.07	0.223	14:25:43.878	

P6 97		Alex MANN		Suzuki SV650 - Michael Jones Jewellers, Esprit Group, TT50 cars			
IDEAL LAP TIME : 52.735		BEST LAP TIME : 52.735		DIFFERENCE : 0.000			
LAP	SECTOR 1	SECTOR 2	LAP TIME	MPH	DIFF	TIME OF DAY	
1 -		21.561	1:00.724	71.61	7.989	14:17:48.991	
2 -	32.032	21.820	53.852	80.75	1.117	14:18:42.843	
3 -	32.184	21.382	53.566	81.18	0.831	14:19:36.409	
4 -	31.723	21.243	52.966 (2)	82.10	0.231	14:20:29.375	
5 -	31.730	21.265	52.995 (3)	82.05	0.260	14:21:22.370	
6 -	32.152	21.414	53.566	81.18	0.831	14:22:15.936	
7 -	32.183	21.231	53.414	81.41	0.679	14:23:09.350	
8 -	31.948	21.175	53.123	81.85	0.388	14:24:02.473	
9 -	31.874	21.232	53.106	81.88	0.371	14:24:55.579	
10 -	31.666	21.069	52.735 (1)	82.46		14:25:48.314	

P7 6		Martin COOPER		Suzuki SV650 -			
IDEAL LAP TIME : 52.699		BEST LAP TIME : 52.699		DIFFERENCE : 0.000			
LAP	SECTOR 1	SECTOR 2	LAP TIME	MPH	DIFF	TIME OF DAY	
1 -		21.371	58.732	74.04	6.033	14:17:46.999	
2 -	31.776	21.293	53.069 (2)	81.94	0.370	14:18:40.068	
3 -	31.999	21.950	53.949	80.60	1.250	14:19:34.017	
4 -	32.256	21.663	53.919	80.65	1.220	14:20:27.936	
5 -	32.395	21.554	53.949	80.60	1.250	14:21:21.885	
6 -	31.969	21.277	53.246 (3)	81.67	0.547	14:22:15.131	
7 -	32.173	21.249	53.422	81.40	0.723	14:23:08.553	
8 -	32.313	21.256	53.569	81.17	0.870	14:24:02.122	
9 -	32.493	21.264	53.757	80.89	1.058	14:24:55.879	
10 -	31.608	21.091	52.699 (1)	82.51		14:25:48.578	

P8 81		Malvern MAY		Suzuki SV650 - IMP racing			
IDEAL LAP TIME : 52.843		BEST LAP TIME : 52.882		DIFFERENCE : 0.039			
LAP	SECTOR 1	SECTOR 2	LAP TIME	MPH	DIFF	TIME OF DAY	
1 -		21.515	59.864	72.64	6.982	14:17:48.131	
2 -	32.002	21.193	53.195 (3)	81.74	0.313	14:18:41.326	
3 -	32.237	21.350	53.587	81.15	0.705	14:19:34.913	
4 -	31.961	21.265	53.226	81.70	0.344	14:20:28.139	
5 -	32.382	21.567	53.949	80.60	1.067	14:21:22.088	
6 -	32.225	21.428	53.653	81.05	0.771	14:22:15.741	
7 -	31.890	21.293	53.183 (2)	81.76	0.301	14:23:08.924	
8 -	32.170	21.287	53.457	81.34	0.575	14:24:02.381	
9 -	32.459	21.431	53.890	80.69	1.008	14:24:56.271	
10 -	31.650	21.232	52.882 (1)	82.23		14:25:49.153	

BMCRC - MRO Championships 2022 - Rnd 9 @ Brands Hatch Indy

MRO Minitwins

RACE 7 - SECTOR ANALYSIS



SECTOR 1 = FL to I1, SECTOR 2 = I1 to FL, DIFF = Difference To Personal Best Lap, P = Crossed Finish Line in Pit Lane, D = Time Disallowed

P9 58		Stacey KILLWORTH		Suzuki SV650 - Greenplant/Everns			
IDEAL LAP TIME : 52.825		BEST LAP TIME : 52.825		DIFFERENCE : 0.000			
LAP	SECTOR 1	SECTOR 2	LAP TIME	MPH	DIFF	TIME OF DAY	
1 -		21.533	59.224	73.42	6.399	14:17:47.491	
2 -	31.738	21.415	53.153 (2)	81.81	0.328	14:18:40.644	
3 -	31.648	21.647	53.295 (3)	81.59	0.470	14:19:33.939	
4 -	32.238	21.795	54.033	80.48	1.208	14:20:27.972	
5 -	32.086	21.950	54.036	80.47	1.211	14:21:22.008	
6 -	32.163	21.473	53.636	81.07	0.811	14:22:15.644	
7 -	32.078	21.689	53.767	80.87	0.942	14:23:09.411	
8 -	32.106	21.287	53.393	81.44	0.568	14:24:02.804	
9 -	32.254	21.612	53.866	80.73	1.041	14:24:56.670	
10 -	31.558	21.267	52.825 (1)	82.32		14:25:49.495	

P10 99		Lee ELLIS		Suzuki SV650 - ATP Motorsport			
IDEAL LAP TIME : 53.752		BEST LAP TIME : 53.786		DIFFERENCE : 0.034			
LAP	SECTOR 1	SECTOR 2	LAP TIME	MPH	DIFF	TIME OF DAY	
1 -		21.644	1:00.306	72.10	6.520	14:17:48.573	
2 -	32.258	21.886	54.144 (3)	80.31	0.358	14:18:42.717	
3 -	32.638	21.622	54.260	80.14	0.474	14:19:36.977	
4 -	32.555	21.634	54.189	80.24	0.403	14:20:31.166	
5 -	32.697	21.925	54.622	79.61	0.836	14:21:25.788	
6 -	32.368	21.835	54.203	80.22	0.417	14:22:19.991	
7 -	32.396	21.924	54.320	80.05	0.534	14:23:14.311	
8 -	32.130	21.656	53.786 (1)	80.85		14:24:08.097	
9 -	32.309	21.707	54.016 (2)	80.50	0.230	14:25:02.113	
10 -	32.494	21.710	54.204	80.22	0.418	14:25:56.317	

P11 82		Simon HEALEY		Suzuki SV650 - Popular Tyres Ltd / Pro Parts Ltd			
IDEAL LAP TIME : 54.416		BEST LAP TIME : 54.450		DIFFERENCE : 0.034			
LAP	SECTOR 1	SECTOR 2	LAP TIME	MPH	DIFF	TIME OF DAY	
1 -		21.901	1:01.838	70.32	7.388	14:17:50.105	
2 -	32.623	21.827	54.450 (1)	79.86		14:18:44.555	
3 -	32.745	21.793	54.538 (2)	79.73	0.088	14:19:39.093	
4 -	33.067	21.920	54.987	79.08	0.537	14:20:34.080	
5 -	32.861	21.850	54.711	79.48	0.261	14:21:28.791	
6 -	32.726	21.968	54.694 (3)	79.50	0.244	14:22:23.485	
7 -	32.888	21.993	54.881	79.23	0.431	14:23:18.366	
8 -	32.971	22.148	55.119	78.89	0.669	14:24:13.485	
9 -	33.012	22.043	55.055	78.98	0.605	14:25:08.540	
10 -	32.841	22.053	54.894	79.21	0.444	14:26:03.434	

P12 34		Andrew JOHNSON		Suzuki SV650 - Rose & Charlie Racing			
IDEAL LAP TIME : 54.588		BEST LAP TIME : 54.588		DIFFERENCE : 0.000			
LAP	SECTOR 1	SECTOR 2	LAP TIME	MPH	DIFF	TIME OF DAY	
1 -		21.796	1:01.927	70.22	7.339	14:17:50.194	
2 -	33.462	21.632	55.094	78.93	0.506	14:18:45.288	
3 -	33.483	21.861	55.344	78.57	0.756	14:19:40.632	
4 -	33.629	21.615	55.244	78.71	0.656	14:20:35.876	
5 -	33.428	21.907	55.335	78.58	0.747	14:21:31.211	
6 -	33.147	21.793	54.940 (3)	79.15	0.352	14:22:26.151	
7 -	33.431	21.752	55.183	78.80	0.595	14:23:21.334	
8 -	33.045	21.692	54.737 (2)	79.44	0.149	14:24:16.071	
9 -	33.000	21.588	54.588 (1)	79.66		14:25:10.659	
10 -	33.285	21.744	55.029	79.02	0.441	14:26:05.688	

BMCRC - MRO Championships 2022 - Rnd 9 @ Brands Hatch Indy

MRO Minitwins

RACE 7 - SECTOR ANALYSIS



SECTOR 1 = FL to I1, SECTOR 2 = I1 to FL, DIFF = Difference To Personal Best Lap, P = Crossed Finish Line in Pit Lane, D = Time Disallowed

P13 70		Colin HALL		Suzuki SV650 -			
IDEAL LAP TIME : 54.940		BEST LAP TIME : 54.976		DIFFERENCE : 0.036			
LAP	SECTOR 1	SECTOR 2	LAP TIME	MPH	DIFF	TIME OF DAY	
1 -		22.906	1:04.618	67.29	9.642	14:17:52.885	
2 -	33.405	22.146	55.551	78.28	0.575	14:18:48.436	
3 -	34.106	22.598	56.704	76.68	1.728	14:19:45.140	
4 -	33.965	22.829	56.794	76.56	1.818	14:20:41.934	
5 -	33.558	22.262	55.820	77.90	0.844	14:21:37.754	
6 -	33.119	22.271	55.390 (3)	78.50	0.414	14:22:33.144	
7 -	33.210	22.233	55.443	78.43	0.467	14:23:28.587	
8 -	33.199	22.320	55.519	78.32	0.543	14:24:24.106	
9 -	32.996	22.138	55.134 (2)	78.87	0.158	14:25:19.240	
10 -	33.032	21.944	54.976 (1)	79.10		14:26:14.216	

P14 18		Stephen LANE		Suzuki SV650 -			
IDEAL LAP TIME : 55.334		BEST LAP TIME : 55.396		DIFFERENCE : 0.062			
LAP	SECTOR 1	SECTOR 2	LAP TIME	MPH	DIFF	TIME OF DAY	
1 -		22.794	1:04.385	67.54	8.989	14:17:52.652	
2 -	33.896	22.109	56.005	77.64	0.609	14:18:48.657	
3 -	34.571	22.370	56.941	76.37	1.545	14:19:45.598	
4 -	34.147	22.507	56.654	76.75	1.258	14:20:42.252	
5 -	33.616	22.178	55.794 (3)	77.94	0.398	14:21:38.046	
6 -	33.712	22.323	56.035	77.60	0.639	14:22:34.081	
7 -	33.601	22.256	55.857	77.85	0.461	14:23:29.938	
8 -	33.673	22.619	56.292	77.25	0.896	14:24:26.230	
9 -	33.225	22.171	55.396 (1)	78.50		14:25:21.626	
10 -	33.420	22.215	55.635 (2)	78.16	0.239	14:26:17.261	

P15 47		Tristan BOHANAN		Suzuki SV650 - Myself			
IDEAL LAP TIME : 55.398		BEST LAP TIME : 55.398		DIFFERENCE : 0.000			
LAP	SECTOR 1	SECTOR 2	LAP TIME	MPH	DIFF	TIME OF DAY	
1 -		22.374	1:03.649	68.32	8.251	14:17:51.916	
2 -	33.699	22.705	56.404	77.09	1.006	14:18:48.320	
3 -	34.411	22.632	57.043	76.23	1.645	14:19:45.363	
4 -	34.357	22.449	56.806	76.55	1.408	14:20:42.169	
5 -	34.025	22.311	56.336	77.19	0.938	14:21:38.505	
6 -	33.620	22.447	56.067	77.56	0.669	14:22:34.572	
7 -	33.506	22.413	55.919 (2)	77.76	0.521	14:23:30.491	
8 -	33.577	22.406	55.983 (3)	77.67	0.585	14:24:26.474	
9 -	34.699	22.952	57.651	75.42	2.253	14:25:24.125	
10 -	33.183	22.215	55.398 (1)	78.49		14:26:19.523	

P16 45		Terence QUINCE		Suzuki SV650 - K&Q			
IDEAL LAP TIME : 55.727		BEST LAP TIME : 56.002		DIFFERENCE : 0.275			
LAP	SECTOR 1	SECTOR 2	LAP TIME	MPH	DIFF	TIME OF DAY	
1 -		22.482	1:03.240	68.76	7.238	14:17:51.507	
2 -	33.839	22.861	56.700	76.69	0.698	14:18:48.207	
3 -	34.139	22.644	56.783	76.58	0.781	14:19:44.990	
4 -	33.899	22.564	56.463	77.01	0.461	14:20:41.453	
5 -	33.772	22.341	56.113 (2)	77.49	0.111	14:21:37.566	
6 -	34.077	22.068	56.145 (3)	77.45	0.143	14:22:33.711	
7 -	33.702	22.300	56.002 (1)	77.65		14:23:29.713	
8 -	33.659	22.761	56.420	77.07	0.418	14:24:26.133	
9 -	34.952	22.751	57.703	75.36	1.701	14:25:23.836	
10 -	34.270	22.313	56.583	76.85	0.581	14:26:20.419	

BMCRC - MRO Championships 2022 - Rnd 9 @ Brands Hatch Indy

MRO Minitwins

RACE 7 - SECTOR ANALYSIS



SECTOR 1 = FL to I1, SECTOR 2 = I1 to FL, DIFF = Difference To Personal Best Lap, P = Crossed Finish Line in Pit Lane, D = Time Disallowed

P17 93		Tony BOTTO		Suzuki SV650 - TB Motorcycles			
IDEAL LAP TIME : 56.695		BEST LAP TIME : 56.833		DIFFERENCE : 0.138			
LAP	SECTOR 1	SECTOR 2	LAP TIME	MPH	DIFF	TIME OF DAY	
1 -		23.163	1:05.176	66.72	8.343	14:17:53.443	
2 -	34.437	22.572	57.009 (2)	76.27	0.176	14:18:50.452	
3 -	34.354	22.479	56.833 (1)	76.51		14:19:47.285	
4 -	34.635	22.648	57.283	75.91	0.450	14:20:44.568	
5 -	34.576	22.808	57.384	75.78	0.551	14:21:41.952	
6 -	34.733	22.862	57.595	75.50	0.762	14:22:39.547	
7 -	34.516	22.689	57.205	76.01	0.372	14:23:36.752	
8 -	34.216	22.838	57.054 (3)	76.21	0.221	14:24:33.806	
9 -	34.615	22.914	57.529	75.58	0.696	14:25:31.335	

P18 116		Gareth FAITH		Suzuki SV650 - Sitramoto/Arktis			
IDEAL LAP TIME : 56.751		BEST LAP TIME : 56.766		DIFFERENCE : 0.015			
LAP	SECTOR 1	SECTOR 2	LAP TIME	MPH	DIFF	TIME OF DAY	
1 -		23.528	1:06.412	65.47	9.646	14:17:54.679	
2 -	34.173	22.856	57.029 (2)	76.25	0.263	14:18:51.708	
3 -	34.420	22.654	57.074	76.19	0.308	14:19:48.782	
4 -	34.409	22.845	57.254	75.95	0.488	14:20:46.036	
5 -	34.300	22.981	57.281	75.91	0.515	14:21:43.317	
6 -	34.406	22.715	57.121	76.12	0.355	14:22:40.438	
7 -	34.773	22.737	57.510	75.61	0.744	14:23:37.948	
8 -	34.188	22.578	56.766 (1)	76.60		14:24:34.714	
9 -	34.175	22.861	57.036 (3)	76.24	0.270	14:25:31.750	

P19 44		Tony PARKER		Suzuki SV650 - Insta ... emerald_elevators			
IDEAL LAP TIME : 56.577		BEST LAP TIME : 56.700		DIFFERENCE : 0.123			
LAP	SECTOR 1	SECTOR 2	LAP TIME	MPH	DIFF	TIME OF DAY	
1 -		23.339	1:05.695	66.19	8.995	14:17:53.962	
2 -	34.163	22.793	56.956 (3)	76.35	0.256	14:18:50.918	
3 -	34.431	22.550	56.981	76.31	0.281	14:19:47.899	
4 -	34.161	22.693	56.854 (2)	76.48	0.154	14:20:44.753	
5 -	34.771	22.651	57.422	75.73	0.722	14:21:42.175	
6 -	34.876	22.708	57.584	75.51	0.884	14:22:39.759	
7 -	34.697	22.918	57.615	75.47	0.915	14:23:37.374	
8 -	34.027	22.673	56.700 (1)	76.69		14:24:34.074	
9 -	34.840	22.955	57.795	75.24	1.095	14:25:31.869	

P20 84		Ricardo BRANCO		Suzuki SV650 - IMP Racing			
IDEAL LAP TIME : 56.912		BEST LAP TIME : 56.912		DIFFERENCE : 0.000			
LAP	SECTOR 1	SECTOR 2	LAP TIME	MPH	DIFF	TIME OF DAY	
1 -		23.468	1:05.950	65.93	9.038	14:17:54.217	
2 -	34.221	22.691	56.912 (1)	76.40		14:18:51.129	
3 -	34.551	22.951	57.502	75.62	0.590	14:19:48.631	
4 -	34.363	22.773	57.136 (3)	76.10	0.224	14:20:45.767	
5 -	34.334	22.919	57.253	75.95	0.341	14:21:43.020	
6 -	34.432	22.888	57.320	75.86	0.408	14:22:40.340	
7 -	34.599	22.763	57.362	75.80	0.450	14:23:37.702	
8 -	34.260	22.867	57.127 (2)	76.12	0.215	14:24:34.829	
9 -	34.540	23.300	57.840	75.18	0.928	14:25:32.669	

BMCRC - MRO Championships 2022 - Rnd 9 @ Brands Hatch Indy

MRO Minitwins

RACE 7 - SECTOR ANALYSIS



SECTOR 1 = FL to I1, SECTOR 2 = I1 to FL, DIFF = Difference To Personal Best Lap, P = Crossed Finish Line in Pit Lane, D = Time Disallowed

P21 37		Stephen WILSON		Suzuki SV650 -			
IDEAL LAP TIME : 58.064		BEST LAP TIME : 58.064		DIFFERENCE : 0.000			
LAP	SECTOR 1	SECTOR 2	LAP TIME	MPH	DIFF	TIME OF DAY	
1 -		23.692	1:06.944	64.95	8.880	14:17:55.211	
2 -	35.524	23.483	59.007	73.69	0.943	14:18:54.218	
3 -	35.412	23.510	58.922	73.80	0.858	14:19:53.140	
4 -	35.421	23.560	58.981	73.72	0.917	14:20:52.121	
5 -	35.188	23.599	58.787	73.97	0.723	14:21:50.908	
6 -	34.936	23.776	58.712	74.06	0.648	14:22:49.620	
7 -	34.967	23.602	58.569 (3)	74.24	0.505	14:23:48.189	
8 -	34.846	23.218	58.064 (1)	74.89		14:24:46.253	
9 -	34.896	23.273	58.169 (2)	74.75	0.105	14:25:44.422	

P22 48		Shaun WALLIS		Suzuki SV650 - MBC Despatch Racing			
IDEAL LAP TIME : 55.436		BEST LAP TIME : 56.002		DIFFERENCE : 0.566			
LAP	SECTOR 1	SECTOR 2	LAP TIME	MPH	DIFF	TIME OF DAY	
1 -		22.923	1:04.854	67.05	8.852	14:17:53.121	
2 -	33.928	22.157	56.085 (3)	77.53	0.083	14:18:49.206	
3 -	33.863	22.555	56.418	77.07	0.416	14:19:45.624	
4 -	33.761	22.585	56.346	77.17	0.344	14:20:41.970	
5 -	33.659	22.394	56.053 (2)	77.58	0.051	14:21:38.023	
6 -	33.845	22.563	56.408	77.09	0.406	14:22:34.431	
7 -	33.594	22.408	56.002 (1)	77.65		14:23:30.433	
8 -	33.279	22.873	56.152	77.44	0.150	14:24:26.585	

BMCRC - MRO Championships 2022 - Rnd 9 @ Brands Hatch Indy

MRO Minitwins

RACE 7 - BEST SECTORS

SECTOR 1			SECTOR 2			IDEAL / BEST COMPARISON						
POS	NO	NAME	TIME	NO	NAME	TIME	POS	NO	NAME	IDEAL	BEST	DIFF
									PERFECT LAP	51.291		
1	26	DAVIES	30.559	26	DAVIES	20.732	1	26	DAVIES	51.291	51.305	0.014
2	184	TWYFORD	30.816	184	TWYFORD	20.794	2	184	TWYFORD	51.610	51.671	0.061
3	79	O'MARA	31.007	79	O'MARA	20.882	3	79	O'MARA	51.889	51.909	0.020
4	19	LILLEY	31.377	97	MANN	21.069	4	19	LILLEY	52.467	52.608	0.141
5	202	MUIR	31.519	19	LILLEY	21.090	5	202	MUIR	52.645	52.760	0.115
6	58	KILLWORTH	31.558	6	COOPER	21.091	6	6	COOPER	52.699	52.699	0.000
7	6	COOPER	31.608	202	MUIR	21.126	7	97	MANN	52.735	52.735	0.000
8	81	MAY	31.650	81	MAY	21.193	8	58	KILLWORTH	52.825	52.825	0.000
9	97	MANN	31.666	58	KILLWORTH	21.267	9	81	MAY	52.843	52.882	0.039
10	99	ELLIS	32.130	34	JOHNSON	21.588	10	99	ELLIS	53.752	53.786	0.034
11	82	HEALEY	32.623	99	ELLIS	21.622	11	82	HEALEY	54.416	54.450	0.034
12	70	HALL	32.996	82	HEALEY	21.793	12	34	JOHNSON	54.588	54.588	0.000
13	34	JOHNSON	33.000	70	HALL	21.944	13	70	HALL	54.940	54.976	0.036
14	47	BOHANAN	33.183	45	QUINCE	22.068	14	18	LANE	55.334	55.396	0.062
15	18	LANE	33.225	18	LANE	22.109	15	47	BOHANAN	55.398	55.398	0.000
16	48	WALLIS	33.279	48	WALLIS	22.157	16	48	WALLIS	55.436	56.002	0.566
17	45	QUINCE	33.659	47	BOHANAN	22.215	17	45	QUINCE	55.727	56.002	0.275
18	44	PARKER	34.027	93	BOTTO	22.479	18	44	PARKER	56.577	56.700	0.123
19	116	FAITH	34.173	44	PARKER	22.550	19	93	BOTTO	56.695	56.833	0.138
20	93	BOTTO	34.216	116	FAITH	22.578	20	116	FAITH	56.751	56.766	0.015
21	84	BRANCO	34.221	84	BRANCO	22.691	21	84	BRANCO	56.912	56.912	0.000
22	37	WILSON	34.846	37	WILSON	23.218	22	37	WILSON	58.064	58.064	0.000

BMCRC - MRO Championships 2022 - Rnd 9 @ Brands Hatch Indy

MRO Minitwins

RACE 7 - STATISTICS

Competitors Started 22
Planned Start 2022-10-01 @ 14:00:00.000
Actual Start 2022-10-01 @ 14:16:48.267
Finish Time 2022-10-01 @ 14:25:30.953
Track Length 1.2079mi.
Total Laps 213
Total Distance Covered 257.2924mi.

Session Fastest Lap History

NO	NAME	LAP TIME	TIME OF DAY	LAP	VEHICLE
26	Glynn DAVIES	51.756	14:18:36.672	2	Suzuki SV650
26	Glynn DAVIES	51.606	14:19:28.277	3	Suzuki SV650
26	Glynn DAVIES	51.305	14:22:54.587	7	Suzuki SV650

Session Leader History

NO	NAME	FROM LAP	LAPS LED	DISTANCE	VEHICLE
26	Glynn DAVIES	1	10	12.07 miles	Suzuki SV650

Flag History

TYPE	TIME OF DAY
GREEN	14:16:48.267
FINISH	14:25:30.953

Flag Statistics

TYPE	COUNT	TOTAL LAPS	TOTAL TIME
Green	1	10	9:36.334
Red	0	0	0.000
Safety Car	0	0	0.000
FCY	0	0	0.000

BMCRC - MRO Championships 2022 - Rnd 9 @ Brands Hatch Indy



MRO Minitwins

RACE 16 - GRID (10 Laps)

ROW 8	24	134	Oliver ARBON	23	63	Stephen PERFITT	22	37	Stephen WILSON	58.064
ROW 7				21	84	Ricardo BRANCO	20	93	Tony BOTTO	56.912 56.833 56.766
ROW 6				18	44	Tony PARKER	17	48	Shaun WALLIS	56.700 56.002 56.002
ROW 5				15	47	Tristan BOHANAN	14	18	Stephen LANE	55.398 55.396 54.976
ROW 4				12	34	Andrew JOHNSON	11	82	Simon HEALEY	54.588 54.450 53.786
ROW 3				9	81	Malvern MAY	8	58	Stacey KILLWORTH	52.882 52.825 52.760
ROW 2				6	97	Alex MANN	5	6	Martin COOPER	52.735 52.699 52.608
ROW 1				3	79	James O'MARA	2	184	David TWYFORD	51.909 51.671 51.305
										Pole

Brands Hatch Indy: 1.2079 miles

These results are provisional until the conclusion of any judicial and technical matters.

Clerk Of Course :	Stewards :	Timekeeper : <i>Craig Smith</i>
-------------------	------------	------------------------------------

Results can be found at www.tsl-timing.com

Printed - 14:28 Saturday, 01 October 2022



BMCRC - MRO Championships 2022 - Rnd 9 @ Brands Hatch Indy



MRO Minitwins

RACE 16 - CLASSIFICATION

POS	NO	NAME	ENTRY	LAPS	TIME	GAP	DIFF	MPH	BEST	ON
1	26	Glynn DAVIES	Suzuki SV650 -	10	8:37.191			84.08	50.686	5
2	184	David TWYFORD	Suzuki SV650 - MHP, IMP Racing	10	8:43.611	6.420	6.420	83.05	51.519	8
3	79	James O'MARA	Suzuki SV650 - BRP Machining Ltd	10	8:51.612	14.421	8.001	81.80	52.122	3
4	19	Kevin LILLEY	Suzuki SV650 - Trafalgar Cleaning Eqpt. / Steve Jorr	10	8:54.585	17.394	2.973	81.34	52.649	10
5	202	Jack MUIR	Suzuki SV650 -	10	8:58.217	21.026	3.632	80.79	52.875	3
6	97	Alex MANN	Suzuki SV650 - Michael Jones Jewellers,Esprit Grou	10	8:58.313	21.122	0.096	80.78	52.721	4
7	6	Martin COOPER	Suzuki SV650 -	10	8:59.041	21.850	0.728	80.67	53.141	2
8	81	Malvern MAY	Suzuki SV650 - IMP racing	10	9:03.634	26.443	4.593	79.99	53.577	3
9	99	Lee ELLIS	Suzuki SV650 - ATP Motorsport	10	9:03.668	26.477	0.034	79.98	53.304	2
10	70	Colin HALL	Suzuki SV650 -	10	9:14.788	37.597	11.120	78.38	54.134	9
11	34	Andrew JOHNSON	Suzuki SV650 - Rose & Charlie Racing	10	9:15.102	37.911	0.314	78.33	54.366	6
12	48	Shaun WALLIS	Suzuki SV650 - MBC Despatch Racing	10	9:17.061	39.870	1.959	78.06	54.476	3
13	18	Stephen LANE	Suzuki SV650 -	10	9:24.501	47.310	7.440	77.03	55.236	3
14	47	Tristan BOHANAN	Suzuki SV650 - Myself	10	9:32.105	54.914	7.604	76.01	55.860	10
15	93	Tony BOTTO	Suzuki SV650 - TB Motorcycles	10	9:32.784	55.593	0.679	75.92	56.006	2
16	45	Terence QUINCE	Suzuki SV650 - K&Q	9	8:43.709	1 Lap	1 Lap	74.73	56.724	9
17	37	Stephen WILSON	Suzuki SV650 -	9	8:44.024	1 Lap	0.315	74.68	56.291	9
18	116	Gareth FAITH	Suzuki SV650 - Sitramoto/Arktis	9	8:47.151	1 Lap	3.127	74.24	57.100	7
19	84	Ricardo BRANCO	Suzuki SV650 - IMP Racing	9	8:50.468	1 Lap	3.317	73.77	57.721	2

NOT CLASSIFIED

DNF	58	Stacey KILLWORTH	Suzuki SV650 - Greenplant/Everns	7	6:18.780	3 Laps	2 Laps	80.36	53.018	5
DNF	82	Simon HEALEY	Suzuki SV650 - Popular Tyres Ltd / Pro Parts Ltd	7	6:30.326	3 Laps	11.546	77.98	54.097	5

FASTEST LAP

26	Glynn DAVIES	Suzuki SV650 -	5	50.686	85.79 mph	138.07 kph
----	--------------	----------------	---	--------	-----------	------------

92.5% of Race Speed = 77.77 mph

Weather / Track : Sunny / Dry

These results are provisional until the conclusion of any judicial and technical matters.

Race Distance: 10 Laps / 12.07 miles

Brands Hatch Indy: 1.2079 miles

Date: 01/10/2022 Start: 16:27 Finish: 16:36

Clerk Of Course :	Stewards :	Timekeeper : <i>Craig Smith</i>
-------------------	------------	------------------------------------

Results can be found at www.tsl-timing.com

Printed - 16:39 Saturday, 01 October 2022



BMCRC - MRO Championships 2022 - Rnd 9 @ Brands Hatch Indy

MRO Minitwins

RACE 16 - LAP CHART

LAP 1 @ 16:28:51.202

NO	BEHIND	LAP TIME
26		55.560
79	1.096	56.656
184	1.124	56.684
6	2.253	57.813
19	2.707	58.267
202	2.938	58.498
58	3.434	58.994
97	3.470	59.030
99	3.840	59.400
81	4.740	1:00.300
34	5.899	1:01.459
70	6.755	1:02.315
82	6.862	1:02.422
18	7.477	1:03.037
48	7.947	1:03.507
93	8.258	1:03.818
45	9.757	1:05.317
47	9.906	1:05.466
84	10.073	1:05.633
37	10.143	1:05.703
116	10.568	1:06.128

LAP 2 @ 16:29:42.412

NO	BEHIND	LAP TIME
26		51.210
184	2.539	52.625
79	2.694	52.808
6	4.184	53.141
19	4.423	52.926
202	5.243	53.515
97	5.323	53.063
58	5.408	53.184
99	5.934	53.304
81	7.138	53.608
34	9.744	55.055
70	10.852	55.307
82	10.895	55.243
48	12.030	55.293
18	12.212	55.945
93	13.054	56.006
47	14.879	56.183
45	15.793	57.246
84	16.584	57.721
116	16.674	57.316
37	17.613	58.680

LAP 3 @ 16:30:33.473

NO	BEHIND	LAP TIME
26		51.061
184	3.031	51.553
79	3.755	52.122
19	6.568	53.206
6	6.784	53.661
202	7.057	52.875
58	7.711	53.364
97	7.726	53.464
99	8.822	53.949
81	9.654	53.577
34	14.045	55.362
70	14.498	54.707
82	14.790	54.956
48	15.445	54.476

Weather / Track : Sunny / Dry

Results can be found at www.tsl-timing.com

18	16.387	55.236
93	18.380	56.387
47	19.858	56.040
45	22.816	58.084
116	23.303	57.690
84	23.589	58.066
37	24.115	57.563

LAP 4 @ 16:31:24.380

NO	BEHIND	LAP TIME
26		50.907
184	3.775	51.651
79	5.371	52.523
19	8.755	53.094
6	9.113	53.236
202	9.422	53.272
97	9.540	52.721
58	9.944	53.140
99	12.113	54.198
81	12.533	53.786
34	17.617	54.479
70	18.362	54.771
82	18.420	54.537
48	19.227	54.689
18	20.810	55.330
93	24.253	56.780
47	24.834	55.883
45	29.639	57.730
116	29.967	57.571
37	31.016	57.808
84	31.275	58.593

LAP 5 @ 16:32:15.066

NO	BEHIND	LAP TIME
26		50.686
184	5.034	51.945
79	6.942	52.257
19	11.197	53.128
6	11.673	53.246
202	11.940	53.204
58	12.276	53.018
97	12.321	53.467
99	15.529	54.102
81	15.791	53.944
34	21.529	54.598
82	21.831	54.097
70	23.001	55.325
48	23.510	54.969
18	26.171	56.047
93	30.665	57.098
47	30.882	56.734
45	36.610	57.657
116	36.924	57.643
37	37.549	57.219
84	39.157	58.568

LAP 6 @ 16:33:06.352

NO	BEHIND	LAP TIME
26		51.286
184	5.511	51.763
79	8.303	52.647
19	12.894	52.983
6	13.726	53.339
202	13.898	53.244

97	14.138	53.103
58	14.522	53.532
81	18.180	53.675
99	18.317	54.074
34	24.609	54.366
82	24.951	54.406
70	26.244	54.529
48	26.982	54.758
18	30.345	55.460
93	36.079	56.700
47	36.265	56.669
45	42.755	57.431
116	42.920	57.282
37	43.234	56.971
84	46.048	58.177

LAP 7 @ 16:33:57.720

NO	BEHIND	LAP TIME
26		51.368
184	5.993	51.850
79	9.590	52.655
19	14.294	52.768
6	15.662	53.304
202	15.805	53.275
97	16.226	53.456
58	16.702	53.548
81	20.503	53.691
99	20.934	53.985
34	28.141	54.900
82	28.248	54.665
70	29.270	54.394
48	30.228	54.614
18	34.390	55.413
93	41.491	56.780
47	41.608	56.711
45	48.151	56.764
116	48.652	57.100
37	48.851	56.985

LAP 8 @ 16:34:49.054

NO	BEHIND	LAP TIME
26		51.334
84	1 Lap	57.726
184	6.178	51.519
79	11.378	53.122
19	15.836	52.876
6	17.900	53.572
202	18.122	53.651
97	18.198	53.306
81	22.925	53.756
99	23.264	53.664
34	31.334	54.527
70	32.586	54.650
48	33.634	54.740
18	39.080	56.024
93	46.285	56.128
47	46.599	56.325

LAP 9 @ 16:35:41.628

NO	BEHIND	LAP TIME
26		52.574
45	1 Lap	56.756
37	1 Lap	56.804
116	1 Lap	58.021

184	5.246	51.642
84	1 Lap	57.877
79	11.678	52.874
19	15.950	52.688
202	19.122	53.574
97	19.312	53.688
6	19.614	54.288
81	23.975	53.624
99	24.068	53.378
34	33.781	55.021
70	34.146	54.134
48	35.780	54.720
18	42.488	55.982
93	50.059	56.348
47	50.259	56.234

LAP 10 @ 16:36:32.833

NO	BEHIND	LAP TIME
26		51.205
184	6.420	52.379
45	1 Lap	56.724
37	1 Lap	56.291
116	1 Lap	58.400
84	1 Lap	58.107
79	14.421	53.948
19	17.394	52.649
202	21.026	53.109
97	21.122	53.015
6	21.850	53.441
81	26.443	53.673
99	26.477	53.614
70	37.597	54.656
34	37.911	55.335
48	39.870	55.295
18	47.310	56.027
47	54.914	55.860
93	55.593	56.739

Brands Hatch Indy: 1.2079 miles
Date: 01/10/2022 Start: 16:27 Finish: 16:36

Printed - 16:39 Saturday, 01 October 2022

BMCRC - MRO Championships 2022 - Rnd 9 @ Brands Hatch Indy

MRO Minitwins

RACE 16 - SECTOR ANALYSIS



SECTOR 1 = FL to I1, SECTOR 2 = I1 to FL, DIFF = Difference To Personal Best Lap, P = Crossed Finish Line in Pit Lane, D = Time Disallowed

P1 26		Glynn DAVIES		Suzuki SV650 -			
IDEAL LAP TIME : 50.686		BEST LAP TIME : 50.686		DIFFERENCE : 0.000			
LAP	SECTOR 1	SECTOR 2	LAP TIME	MPH	DIFF	TIME OF DAY	
1 -		20.751	55.560	78.26	4.874	16:28:51.202	
2 -	30.515	20.695	51.210	84.91	0.524	16:29:42.412	
3 -	30.480	20.581	51.061 (3)	85.16	0.375	16:30:33.473	
4 -	30.339	20.568	50.907 (2)	85.42	0.221	16:31:24.380	
5 -	30.138	20.548	50.686 (1)	85.79		16:32:15.066	
6 -	30.629	20.657	51.286	84.79	0.600	16:33:06.352	
7 -	30.624	20.744	51.368	84.65	0.682	16:33:57.720	
8 -	30.471	20.863	51.334	84.71	0.648	16:34:49.054	
9 -	31.211	21.363	52.574	82.71	1.888	16:35:41.628	
10 -	30.396	20.809	51.205	84.92	0.519	16:36:32.833	

P2 184		David TWYFORD		Suzuki SV650 - MHP, IMP Racing			
IDEAL LAP TIME : 51.451		BEST LAP TIME : 51.519		DIFFERENCE : 0.068			
LAP	SECTOR 1	SECTOR 2	LAP TIME	MPH	DIFF	TIME OF DAY	
1 -		21.034	56.684	76.71	5.165	16:28:52.326	
2 -	31.548	21.077	52.625	82.63	1.106	16:29:44.951	
3 -	30.685	20.868	51.553 (2)	84.35	0.034	16:30:36.504	
4 -	30.625	21.026	51.651	84.19	0.132	16:31:28.155	
5 -	31.053	20.892	51.945	83.71	0.426	16:32:20.100	
6 -	30.816	20.947	51.763	84.00	0.244	16:33:11.863	
7 -	30.994	20.856	51.850	83.86	0.331	16:34:03.713	
8 -	30.657	20.862	51.519 (1)	84.40		16:34:55.232	
9 -	30.816	20.826	51.642 (3)	84.20	0.123	16:35:46.874	
10 -	30.956	21.423	52.379	83.02	0.860	16:36:39.253	

P3 79		James O'MARA		Suzuki SV650 - BRP Machining Ltd			
IDEAL LAP TIME : 52.122		BEST LAP TIME : 52.122		DIFFERENCE : 0.000			
LAP	SECTOR 1	SECTOR 2	LAP TIME	MPH	DIFF	TIME OF DAY	
1 -		21.213	56.656	76.75	4.534	16:28:52.298	
2 -	31.414	21.394	52.808	82.34	0.686	16:29:45.106	
3 -	31.015	21.107	52.122 (1)	83.43		16:30:37.228	
4 -	31.197	21.326	52.523 (3)	82.79	0.401	16:31:29.751	
5 -	31.028	21.229	52.257 (2)	83.21	0.135	16:32:22.008	
6 -	31.425	21.222	52.647	82.59	0.525	16:33:14.655	
7 -	31.435	21.220	52.655	82.58	0.533	16:34:07.310	
8 -	31.729	21.393	53.122	81.86	1.000	16:35:00.432	
9 -	31.448	21.426	52.874	82.24	0.752	16:35:53.306	
10 -	32.107	21.841	53.948	80.60	1.826	16:36:47.254	

P4 19		Kevin LILLEY		Suzuki SV650 - Trafalgar Cleaning Eqpt. / Steve Jordan Motorcy			
IDEAL LAP TIME : 52.609		BEST LAP TIME : 52.649		DIFFERENCE : 0.040			
LAP	SECTOR 1	SECTOR 2	LAP TIME	MPH	DIFF	TIME OF DAY	
1 -		21.218	58.267	74.63	5.618	16:28:53.909	
2 -	31.632	21.294	52.926	82.16	0.277	16:29:46.835	
3 -	31.727	21.479	53.206	81.73	0.557	16:30:40.041	
4 -	31.732	21.362	53.094	81.90	0.445	16:31:33.135	
5 -	31.713	21.415	53.128	81.85	0.479	16:32:26.263	
6 -	31.605	21.378	52.983	82.07	0.334	16:33:19.246	
7 -	31.524	21.244	52.768 (3)	82.40	0.119	16:34:12.014	
8 -	31.573	21.303	52.876	82.24	0.227	16:35:04.890	
9 -	31.459	21.229	52.688 (2)	82.53	0.039	16:35:57.578	
10 -	31.391	21.258	52.649 (1)	82.59		16:36:50.227	

BMCRC - MRO Championships 2022 - Rnd 9 @ Brands Hatch Indy

MRO Minitwins

RACE 16 - SECTOR ANALYSIS



SECTOR 1 = FL to I1, SECTOR 2 = I1 to FL, DIFF = Difference To Personal Best Lap, P = Crossed Finish Line in Pit Lane, D = Time Disallowed

P5 202		Jack MUIR		Suzuki SV650 -		
IDEAL LAP TIME : 52.691		BEST LAP TIME : 52.875		DIFFERENCE : 0.184		
LAP	SECTOR 1	SECTOR 2	LAP TIME	MPH	DIFF	TIME OF DAY
1 -		21.336	58.498	74.33	5.623	16:28:54.140
2 -	31.750	21.765	53.515	81.25	0.640	16:29:47.655
3 -	31.445	21.430	52.875 (1)	82.24		16:30:40.530
4 -	31.782	21.490	53.272	81.63	0.397	16:31:33.802
5 -	31.667	21.537	53.204 (3)	81.73	0.329	16:32:27.006
6 -	31.737	21.507	53.244	81.67	0.369	16:33:20.250
7 -	31.935	21.340	53.275	81.62	0.400	16:34:13.525
8 -	31.926	21.725	53.651	81.05	0.776	16:35:07.176
9 -	31.955	21.619	53.574	81.17	0.699	16:36:00.750
10 -	31.863	21.246	53.109 (2)	81.88	0.234	16:36:53.859

P6 97		Alex MANN		Suzuki SV650 - Michael Jones Jewellers, Esprit Group, TT50 cars		
IDEAL LAP TIME : 52.633		BEST LAP TIME : 52.721		DIFFERENCE : 0.088		
LAP	SECTOR 1	SECTOR 2	LAP TIME	MPH	DIFF	TIME OF DAY
1 -		21.362	59.030	73.66	6.309	16:28:54.672
2 -	31.496	21.567	53.063 (3)	81.95	0.342	16:29:47.735
3 -	32.189	21.275	53.464	81.33	0.743	16:30:41.199
4 -	31.390	21.331	52.721 (1)	82.48		16:31:33.920
5 -	31.674	21.793	53.467	81.33	0.746	16:32:27.387
6 -	31.467	21.636	53.103	81.88	0.382	16:33:20.490
7 -	31.731	21.725	53.456	81.34	0.735	16:34:13.946
8 -	31.744	21.562	53.306	81.57	0.585	16:35:07.252
9 -	32.014	21.674	53.688	80.99	0.967	16:36:00.940
10 -	31.772	21.243	53.015 (2)	82.02	0.294	16:36:53.955

P7 6		Martin COOPER		Suzuki SV650 -		
IDEAL LAP TIME : 52.942		BEST LAP TIME : 53.141		DIFFERENCE : 0.199		
LAP	SECTOR 1	SECTOR 2	LAP TIME	MPH	DIFF	TIME OF DAY
1 -		21.216	57.813	75.21	4.672	16:28:53.455
2 -	31.808	21.333	53.141 (1)	81.83		16:29:46.596
3 -	32.255	21.406	53.661	81.03	0.520	16:30:40.257
4 -	31.854	21.382	53.236 (2)	81.68	0.095	16:31:33.493
5 -	31.772	21.474	53.246 (3)	81.67	0.105	16:32:26.739
6 -	31.864	21.475	53.339	81.52	0.198	16:33:20.078
7 -	31.726	21.578	53.304	81.58	0.163	16:34:13.382
8 -	31.974	21.598	53.572	81.17	0.431	16:35:06.954
9 -	32.155	22.133	54.288	80.10	1.147	16:36:01.242
10 -	31.846	21.595	53.441	81.37	0.300	16:36:54.683

P8 81		Malvern MAY		Suzuki SV650 - IMP racing		
IDEAL LAP TIME : 53.389		BEST LAP TIME : 53.577		DIFFERENCE : 0.188		
LAP	SECTOR 1	SECTOR 2	LAP TIME	MPH	DIFF	TIME OF DAY
1 -		21.421	1:00.300	72.11	6.723	16:28:55.942
2 -	32.214	21.394	53.608 (2)	81.11	0.031	16:29:49.550
3 -	32.014	21.563	53.577 (1)	81.16		16:30:43.127
4 -	32.082	21.704	53.786	80.85	0.209	16:31:36.913
5 -	32.347	21.597	53.944	80.61	0.367	16:32:30.857
6 -	32.093	21.582	53.675	81.01	0.098	16:33:24.532
7 -	31.995	21.696	53.691	80.99	0.114	16:34:18.223
8 -	32.189	21.567	53.756	80.89	0.179	16:35:11.979
9 -	32.040	21.584	53.624 (3)	81.09	0.047	16:36:05.603
10 -	32.046	21.627	53.673	81.02	0.096	16:36:59.276

BMCRC - MRO Championships 2022 - Rnd 9 @ Brands Hatch Indy

MRO Minitwins

RACE 16 - SECTOR ANALYSIS



SECTOR 1 = FL to I1, SECTOR 2 = I1 to FL, DIFF = Difference To Personal Best Lap, P = Crossed Finish Line in Pit Lane, D = Time Disallowed

P9 99		Lee ELLIS		Suzuki SV650 - ATP Motorsport			
IDEAL LAP TIME : 53.226		BEST LAP TIME : 53.304		DIFFERENCE : 0.078			
LAP	SECTOR 1	SECTOR 2	LAP TIME	MPH	DIFF	TIME OF DAY	
1 -		21.502	59.400	73.20	6.096	16:28:55.042	
2 -	31.923	21.381	53.304 (1)	81.58		16:29:48.346	
3 -	32.276	21.673	53.949	80.60	0.645	16:30:42.295	
4 -	32.312	21.886	54.198	80.23	0.894	16:31:36.493	
5 -	32.546	21.556	54.102	80.37	0.798	16:32:30.595	
6 -	32.385	21.689	54.074	80.41	0.770	16:33:24.669	
7 -	32.433	21.552	53.985	80.55	0.681	16:34:18.654	
8 -	32.174	21.490	53.664	81.03	0.360	16:35:12.318	
9 -	32.075	21.303	53.378 (2)	81.46	0.074	16:36:05.696	
10 -	32.160	21.454	53.614 (3)	81.10	0.310	16:36:59.310	

P10 70		Colin HALL		Suzuki SV650 -			
IDEAL LAP TIME : 54.098		BEST LAP TIME : 54.134		DIFFERENCE : 0.036			
LAP	SECTOR 1	SECTOR 2	LAP TIME	MPH	DIFF	TIME OF DAY	
1 -		22.487	1:02.315	69.78	8.181	16:28:57.957	
2 -	33.047	22.260	55.307	78.62	1.173	16:29:53.264	
3 -	32.834	21.873	54.707	79.48	0.573	16:30:47.971	
4 -	32.892	21.879	54.771	79.39	0.637	16:31:42.742	
5 -	33.342	21.983	55.325	78.60	1.191	16:32:38.067	
6 -	32.707	21.822	54.529 (3)	79.74	0.395	16:33:32.596	
7 -	32.617	21.777	54.394 (2)	79.94	0.260	16:34:26.990	
8 -	32.692	21.958	54.650	79.57	0.516	16:35:21.640	
9 -	32.363	21.771	54.134 (1)	80.33		16:36:15.774	
10 -	32.921	21.735	54.656	79.56	0.522	16:37:10.430	

P11 34		Andrew JOHNSON		Suzuki SV650 - Rose & Charlie Racing			
IDEAL LAP TIME : 54.121		BEST LAP TIME : 54.366		DIFFERENCE : 0.245			
LAP	SECTOR 1	SECTOR 2	LAP TIME	MPH	DIFF	TIME OF DAY	
1 -		21.835	1:01.459	70.75	7.093	16:28:57.101	
2 -	33.230	21.825	55.055	78.98	0.689	16:29:52.156	
3 -	33.359	22.003	55.362	78.54	0.996	16:30:47.518	
4 -	32.921	21.558	54.479 (2)	79.82	0.113	16:31:41.997	
5 -	33.038	21.560	54.598	79.64	0.232	16:32:36.595	
6 -	32.858	21.508	54.366 (1)	79.98		16:33:30.961	
7 -	33.286	21.614	54.900	79.20	0.534	16:34:25.861	
8 -	32.925	21.602	54.527 (3)	79.75	0.161	16:35:20.388	
9 -	33.243	21.778	55.021	79.03	0.655	16:36:15.409	
10 -	34.072	21.263	55.335	78.58	0.969	16:37:10.744	

P12 48		Shaun WALLIS		Suzuki SV650 - MBC Despatch Racing			
IDEAL LAP TIME : 54.382		BEST LAP TIME : 54.476		DIFFERENCE : 0.094			
LAP	SECTOR 1	SECTOR 2	LAP TIME	MPH	DIFF	TIME OF DAY	
1 -		23.010	1:03.507	68.47	9.031	16:28:59.149	
2 -	33.017	22.276	55.293	78.64	0.817	16:29:54.442	
3 -	32.721	21.755	54.476 (1)	79.82		16:30:48.918	
4 -	32.901	21.788	54.689 (3)	79.51	0.213	16:31:43.607	
5 -	32.846	22.123	54.969	79.11	0.493	16:32:38.576	
6 -	32.923	21.835	54.758	79.41	0.282	16:33:33.334	
7 -	32.705	21.909	54.614 (2)	79.62	0.138	16:34:27.948	
8 -	32.853	21.887	54.740	79.44	0.264	16:35:22.688	
9 -	32.627	22.093	54.720	79.47	0.244	16:36:17.408	
10 -	33.357	21.938	55.295	78.64	0.819	16:37:12.703	

BMCRC - MRO Championships 2022 - Rnd 9 @ Brands Hatch Indy

MRO Minitwins

RACE 16 - SECTOR ANALYSIS



SECTOR 1 = FL to I1, SECTOR 2 = I1 to FL, DIFF = Difference To Personal Best Lap, P = Crossed Finish Line in Pit Lane, D = Time Disallowed

P13 18		Stephen LANE		Suzuki SV650 -		
IDEAL LAP TIME : 55.187		BEST LAP TIME : 55.236		DIFFERENCE : 0.049		
LAP	SECTOR 1	SECTOR 2	LAP TIME	MPH	DIFF	TIME OF DAY
1 -		22.825	1:03.037	68.98	7.801	16:28:58.679
2 -	33.853	22.092	55.945	77.72	0.709	16:29:54.624
3 -	33.115	22.121	55.236 (1)	78.72		16:30:49.860
4 -	33.258	22.072	55.330 (2)	78.59	0.094	16:31:45.190
5 -	33.596	22.451	56.047	77.58	0.811	16:32:41.237
6 -	33.190	22.270	55.460	78.40	0.224	16:33:36.697
7 -	33.261	22.152	55.413 (3)	78.47	0.177	16:34:32.110
8 -	33.835	22.189	56.024	77.62	0.788	16:35:28.134
9 -	33.637	22.345	55.982	77.67	0.746	16:36:24.116
10 -	33.633	22.394	56.027	77.61	0.791	16:37:20.143

P14 47		Tristan BOHANAN		Suzuki SV650 - Myself		
IDEAL LAP TIME : 55.600		BEST LAP TIME : 55.860		DIFFERENCE : 0.260		
LAP	SECTOR 1	SECTOR 2	LAP TIME	MPH	DIFF	TIME OF DAY
1 -		23.448	1:05.466	66.42	9.606	16:29:01.108
2 -	34.101	22.082	56.183	77.40	0.323	16:29:57.291
3 -	33.702	22.338	56.040 (3)	77.59	0.180	16:30:53.331
4 -	33.660	22.223	55.883 (2)	77.81	0.023	16:31:49.214
5 -	34.162	22.572	56.734	76.64	0.874	16:32:45.948
6 -	34.376	22.293	56.669	76.73	0.809	16:33:42.617
7 -	34.280	22.431	56.711	76.68	0.851	16:34:39.328
8 -	34.082	22.243	56.325	77.20	0.465	16:35:35.653
9 -	33.729	22.505	56.234	77.33	0.374	16:36:31.887
10 -	33.920	21.940	55.860 (1)	77.84		16:37:27.747

P15 93		Tony BOTTO		Suzuki SV650 - TB Motorcycles		
IDEAL LAP TIME : 55.988		BEST LAP TIME : 56.006		DIFFERENCE : 0.018		
LAP	SECTOR 1	SECTOR 2	LAP TIME	MPH	DIFF	TIME OF DAY
1 -		22.696	1:03.818	68.14	7.812	16:28:59.460
2 -	33.775	22.231	56.006 (1)	77.64		16:29:55.466
3 -	33.858	22.529	56.387	77.12	0.381	16:30:51.853
4 -	34.332	22.448	56.780	76.58	0.774	16:31:48.633
5 -	34.506	22.592	57.098	76.16	1.092	16:32:45.731
6 -	34.335	22.365	56.700	76.69	0.694	16:33:42.431
7 -	34.213	22.567	56.780	76.58	0.774	16:34:39.211
8 -	33.757	22.371	56.128 (2)	77.47	0.122	16:35:35.339
9 -	33.872	22.476	56.348 (3)	77.17	0.342	16:36:31.687
10 -	34.189	22.550	56.739	76.64	0.733	16:37:28.426

P16 45		Terence QUINCE		Suzuki SV650 - K&Q		
IDEAL LAP TIME : 56.669		BEST LAP TIME : 56.724		DIFFERENCE : 0.055		
LAP	SECTOR 1	SECTOR 2	LAP TIME	MPH	DIFF	TIME OF DAY
1 -		23.333	1:05.317	66.57	8.593	16:29:00.959
2 -	34.488	22.758	57.246	75.96	0.522	16:29:58.205
3 -	34.695	23.389	58.084	74.86	1.360	16:30:56.289
4 -	34.567	23.163	57.730	75.32	1.006	16:31:54.019
5 -	34.581	23.076	57.657	75.42	0.933	16:32:51.676
6 -	34.465	22.966	57.431	75.71	0.707	16:33:49.107
7 -	34.048	22.716	56.764 (3)	76.60	0.040	16:34:45.871
8 -	34.135	22.621	56.756 (2)	76.61	0.032	16:35:42.627
9 -	34.094	22.630	56.724 (1)	76.66		16:36:39.351

BMCRC - MRO Championships 2022 - Rnd 9 @ Brands Hatch Indy

MRO Minitwins

RACE 16 - SECTOR ANALYSIS



SECTOR 1 = FL to I1, SECTOR 2 = I1 to FL, DIFF = Difference To Personal Best Lap, P = Crossed Finish Line in Pit Lane, D = Time Disallowed

P17 37		Stephen WILSON		Suzuki SV650 -		
IDEAL LAP TIME : 56.291		BEST LAP TIME : 56.291		DIFFERENCE : 0.000		
LAP	SECTOR 1	SECTOR 2	LAP TIME	MPH	DIFF	TIME OF DAY
1 -		23.123	1:05.703	66.18	9.412	16:29:01.345
2 -	35.524	23.156	58.680	74.10	2.389	16:30:00.025
3 -	34.497	23.066	57.563	75.54	1.272	16:30:57.588
4 -	34.768	23.040	57.808	75.22	1.517	16:31:55.396
5 -	34.309	22.910	57.219	75.99	0.928	16:32:52.615
6 -	34.094	22.877	56.971 (3)	76.33	0.680	16:33:49.586
7 -	34.218	22.767	56.985	76.31	0.694	16:34:46.571
8 -	33.930	22.874	56.804 (2)	76.55	0.513	16:35:43.375
9 -	33.682	22.609	56.291 (1)	77.25		16:36:39.666

P18 116		Gareth FAITH		Suzuki SV650 - Sitramoto/Arktis		
IDEAL LAP TIME : 56.591		BEST LAP TIME : 57.100		DIFFERENCE : 0.509		
LAP	SECTOR 1	SECTOR 2	LAP TIME	MPH	DIFF	TIME OF DAY
1 -		23.195	1:06.128	65.76	9.028	16:29:01.770
2 -	34.870	22.446	57.316 (3)	75.87	0.216	16:29:59.086
3 -	34.703	22.987	57.690	75.37	0.590	16:30:56.776
4 -	34.405	23.166	57.571	75.53	0.471	16:31:54.347
5 -	34.664	22.979	57.643	75.44	0.543	16:32:51.990
6 -	34.372	22.910	57.282 (2)	75.91	0.182	16:33:49.272
7 -	34.145	22.955	57.100 (1)	76.15		16:34:46.372
8 -	34.836	23.185	58.021	74.94	0.921	16:35:44.393
9 -	35.397	23.003	58.400	74.46	1.300	16:36:42.793

P19 84		Ricardo BRANCO		Suzuki SV650 - IMP Racing		
IDEAL LAP TIME : 57.433		BEST LAP TIME : 57.721		DIFFERENCE : 0.288		
LAP	SECTOR 1	SECTOR 2	LAP TIME	MPH	DIFF	TIME OF DAY
1 -		23.302	1:05.633	66.25	7.912	16:29:01.275
2 -	34.759	22.962	57.721 (1)	75.33		16:29:58.996
3 -	34.574	23.492	58.066	74.89	0.345	16:30:57.062
4 -	35.149	23.444	58.593	74.21	0.872	16:31:55.655
5 -	34.989	23.579	58.568	74.24	0.847	16:32:54.223
6 -	34.562	23.615	58.177	74.74	0.456	16:33:52.400
7 -	34.585	23.141	57.726 (2)	75.33	0.005	16:34:50.126
8 -	34.476	23.401	57.877 (3)	75.13	0.156	16:35:48.003
9 -	34.471	23.636	58.107	74.83	0.386	16:36:46.110

P20 58		Stacey KILLWORTH		Suzuki SV650 - Greenplant/Everns		
IDEAL LAP TIME : 52.889		BEST LAP TIME : 53.018		DIFFERENCE : 0.129		
LAP	SECTOR 1	SECTOR 2	LAP TIME	MPH	DIFF	TIME OF DAY
1 -		21.373	58.994	73.71	5.976	16:28:54.636
2 -	31.922	21.262	53.184 (3)	81.76	0.166	16:29:47.820
3 -	31.855	21.509	53.364	81.48	0.346	16:30:41.184
4 -	31.843	21.297	53.140 (2)	81.83	0.122	16:31:34.324
5 -	31.627	21.391	53.018 (1)	82.02		16:32:27.342
6 -	31.697	21.835	53.532	81.23	0.514	16:33:20.874
7 -	31.709	21.839	53.548	81.20	0.530	16:34:14.422

P21 82		Simon HEALEY		Suzuki SV650 - Popular Tyres Ltd / Pro Parts Ltd		
IDEAL LAP TIME : 54.097		BEST LAP TIME : 54.097		DIFFERENCE : 0.000		
LAP	SECTOR 1	SECTOR 2	LAP TIME	MPH	DIFF	TIME OF DAY
1 -		22.394	1:02.422	69.66	8.325	16:28:58.064
2 -	33.279	21.964	55.243	78.71	1.146	16:29:53.307
3 -	33.027	21.929	54.956	79.12	0.859	16:30:48.263
4 -	32.844	21.693	54.537 (3)	79.73	0.440	16:31:42.800
5 -	32.647	21.450	54.097 (1)	80.38		16:32:36.897
6 -	32.895	21.511	54.406 (2)	79.92	0.309	16:33:31.303
7 -	33.167	21.498	54.665	79.55	0.568	16:34:25.968

BMCRC - MRO Championships 2022 - Rnd 9 @ Brands Hatch Indy

MRO Minitwins

RACE 16 - BEST SECTORS

SECTOR 1			SECTOR 2			IDEAL / BEST COMPARISON						
POS	NO	NAME	TIME	NO	NAME	TIME	POS	NO	NAME	IDEAL	BEST	DIFF
									PERFECT LAP	50.686		
1	26	DAVIES	30.138	26	DAVIES	20.548	1	26	DAVIES	50.686	50.686	0.000
2	184	TWYFORD	30.625	184	TWYFORD	20.826	2	184	TWYFORD	51.451	51.519	0.068
3	79	O'MARA	31.015	79	O'MARA	21.107	3	79	O'MARA	52.122	52.122	0.000
4	97	MANN	31.390	6	COOPER	21.216	4	19	LILLEY	52.609	52.649	0.040
5	19	LILLEY	31.391	19	LILLEY	21.218	5	97	MANN	52.633	52.721	0.088
6	202	MUIR	31.445	97	MANN	21.243	6	202	MUIR	52.691	52.875	0.184
7	58	KILLWORTH	31.627	202	MUIR	21.246	7	58	KILLWORTH	52.889	53.018	0.129
8	6	COOPER	31.726	58	KILLWORTH	21.262	8	6	COOPER	52.942	53.141	0.199
9	99	ELLIS	31.923	34	JOHNSON	21.263	9	99	ELLIS	53.226	53.304	0.078
10	81	MAY	31.995	99	ELLIS	21.303	10	81	MAY	53.389	53.577	0.188
11	70	HALL	32.363	81	MAY	21.394	11	82	HEALEY	54.097	54.097	0.000
12	48	WALLIS	32.627	82	HEALEY	21.450	12	70	HALL	54.098	54.134	0.036
13	82	HEALEY	32.647	70	HALL	21.735	13	34	JOHNSON	54.121	54.366	0.245
14	34	JOHNSON	32.858	48	WALLIS	21.755	14	48	WALLIS	54.382	54.476	0.094
15	18	LANE	33.115	47	BOHANAN	21.940	15	18	LANE	55.187	55.236	0.049
16	47	BOHANAN	33.660	18	LANE	22.072	16	47	BOHANAN	55.600	55.860	0.260
17	37	WILSON	33.682	93	BOTTO	22.231	17	93	BOTTO	55.988	56.006	0.018
18	93	BOTTO	33.757	116	FAITH	22.446	18	37	WILSON	56.291	56.291	0.000
19	45	QUINCE	34.048	37	WILSON	22.609	19	116	FAITH	56.591	57.100	0.509
20	116	FAITH	34.145	45	QUINCE	22.621	20	45	QUINCE	56.669	56.724	0.055
21	84	BRANCO	34.471	84	BRANCO	22.962	21	84	BRANCO	57.433	57.721	0.288

BMCRC - MRO Championships 2022 - Rnd 9 @ Brands Hatch Indy

MRO Minitwins

RACE 16 - STATISTICS

Competitors Started 21
Planned Start 2022-10-01 @ 16:23:00.000
Actual Start 2022-10-01 @ 16:27:55.642
Finish Time 2022-10-01 @ 16:36:32.832
Track Length 1.2079mi.
Total Laps 200
Total Distance Covered 241.5891mi.

Session Fastest Lap History

NO	NAME	LAP TIME	TIME OF DAY	LAP	VEHICLE
26	Glynn DAVIES	51.210	16:29:42.441	2	Suzuki SV650
26	Glynn DAVIES	51.061	16:30:33.501	3	Suzuki SV650
26	Glynn DAVIES	50.907	16:31:24.408	4	Suzuki SV650
26	Glynn DAVIES	50.686	16:32:15.094	5	Suzuki SV650

Session Leader History

NO	NAME	FROM LAP	LAPS LED	DISTANCE	VEHICLE
26	Glynn DAVIES	1	10	12.07 miles	Suzuki SV650

Flag History

TYPE	TIME OF DAY
GREEN	16:27:55.642
FINISH	16:36:32.832

Flag Statistics

TYPE	COUNT	TOTAL LAPS	TOTAL TIME
Green	1	10	9:37.032
Red	0	0	0.000
Safety Car	0	0	0.000
FCY	0	0	0.000

BMCRC - MRO Championships 2022 - Rnd 9 @ Brands Hatch Indy



MRO Minitwins

RACE 7 - GRID (12 Laps)

ROW 8	24	134	Oliver ARBON	23	63	Stephen PERFITT	22	44	Tony PARKER				
ROW 7			57.721	21	84	Ricardo BRANCO	20	116	Gareth FAITH	19	45	Terence QUINCE	56.724
ROW 6			56.291	18	37	Stephen WILSON	17	93	Tony BOTTO	16	47	Tristan BOHANAN	55.860
ROW 5			55.236	15	18	Stephen LANE	14	48	Shaun WALLIS	13	34	Andrew JOHNSON	54.366
ROW 4			54.134	12	70	Colin HALL	11	82	Simon HEALEY	10	81	Malvern MAY	53.577
ROW 3			53.304	9	99	Lee ELLIS	8	6	Martin COOPER	7	58	Stacey KILLWORTH	53.018
ROW 2			52.875	6	202	Jack MUIR	5	97	Alex MANN	4	19	Kevin LILLEY	52.649
ROW 1			52.122	3	79	James O'MARA	2	184	David TWYFORD	1	26	Glynn DAVIES	50.686
Pole													

Brands Hatch Indy: 1.2079 miles

These results are provisional until the conclusion of any judicial and technical matters.

Clerk Of Course :	Stewards :	Timekeeper : <i>Craig Smith</i>
-------------------	------------	------------------------------------

Results can be found at www.tsl-timing.com

Printed - 16:41 Saturday, 01 October 2022



BMCRC - MRO Championships 2022 - Rnd 9 @ Brands Hatch Indy



MRO Minitwins

RACE 7 - CLASSIFICATION

POS	NO	NAME	ENTRY	LAPS	TIME	GAP	DIFF	MPH	BEST	ON
1	79	James O'MARA	Suzuki SV650 - BRP Machining Ltd	12	10:53.982			79.79	53.356	6
2	26	Glynn DAVIES	Suzuki SV650 -	12	11:09.572	15.590	15.590	77.93	54.488	4
3	202	Jack MUIR	Suzuki SV650 -	12	11:11.465	17.483	1.893	77.71	53.658	10
4	184	David TWYFORD	Suzuki SV650 - MHP, IMP Racing	12	11:21.158	27.176	9.693	76.60	55.513	8
5	19*	Kevin LILLEY	Suzuki SV650 - Trafalgar Cleaning Eqpt. / Steve Jorr	12	11:23.559	29.577	2.401	76.34	54.341	10
6	97	Alex MANN	Suzuki SV650 - Michael Jones Jewellers,Esprit Grou	12	11:30.667	36.685	7.108	75.55	55.268	5
7	34	Andrew JOHNSON	Suzuki SV650 - Rose & Charlie Racing	12	11:40.326	46.344	9.659	74.51	56.949	10
8	5	Barry MANTELL	Suzuki SV 650 -	12	11:40.379	46.397	0.053	74.50	56.755	5
9	81	Malvern MAY	Suzuki SV650 - IMP racing	12	11:40.510	46.528	0.131	74.49	56.611	3
10	47	Tristan BOHANAN	Suzuki SV650 - Myself	12	11:41.172	47.190	0.662	74.42	56.850	6
11	48	Shaun WALLIS	Suzuki SV650 - MBC Despatch Racing	12	11:41.297	47.315	0.125	74.40	57.327	11
12	99	Lee ELLIS	Suzuki SV650 - ATP Motorsport	12	11:41.503	47.521	0.206	74.38	56.620	11
13	44	Tony PARKER	Suzuki SV650 - Insta ... emerald_elevators	11	11:09.280	1 Lap	1 Lap	71.47	58.763	9
14	45	Terence QUINCE	Suzuki SV650 - K&Q	11	11:21.832	1 Lap	12.552	70.15	1:00.082	8

NOT CLASSIFIED

DNF	82	Simon HEALEY	Suzuki SV650 - Popular Tyres Ltd / Pro Parts Ltd	9	8:31.147	3 Laps	2 Laps	76.56	54.779	5
DNF	58	Stacey KILLWORTH	Suzuki SV650 - Greenplant/Everns	6	5:46.074	6 Laps	3 Laps	75.39	55.700	5
DNF	37	Stephen WILSON	Suzuki SV650 -	5	5:13.690	7 Laps	1 Lap	69.31	59.515	5
DNF	84	Ricardo BRANCO	Suzuki SV650 - IMP Racing	5	5:17.566	7 Laps	3.876	68.46	1:00.678	5
DNF	70	Colin HALL	Suzuki SV650 -	2	2:12.994	10 Laps	3 Laps	65.39	1:05.386	2
DNF	18	Stephen LANE	Suzuki SV650 -	1	1:06.675	11 Laps	1 Lap	65.22		
DNF	93	Tony BOTTO	Suzuki SV650 - TB Motorcycles	1	1:06.704	11 Laps	0.029	65.19		
DNF	116	Gareth FAITH	Suzuki SV650 - Sitramoto/Arktis	1	1:11.626	11 Laps	4.922	60.71		

NOT STARTED

NS	6	Martin COOPER	Suzuki SV650 -							
----	---	---------------	----------------	--	--	--	--	--	--	--

FASTEST LAP

	79	James O'MARA	Suzuki SV650 - BRP Machining Ltd	6	53.356			81.50 mph	131.16 kph	
--	----	--------------	----------------------------------	---	--------	--	--	-----------	------------	--

* No. 19 - 10 second penalty - yellow flag infringement
92.5% of Race Speed = 73.80 mph

Weather / Track : Cloudy / Drying

These results are provisional until the conclusion of any judicial and technical matters.

Race Distance: 12 Laps / 14.49 miles

Brands Hatch Indy: 1.2079 miles

Date: 02/10/2022 Start: 12:16 Finish: 12:27

Clerk Of Course :	Stewards :	Timekeeper : <i>Craig Smith</i>
-------------------	------------	------------------------------------

Results can be found at www.tsl-timing.com

Printed - 12:30 Sunday, 02 October 2022



BMCRC - MRO Championships 2022 - Rnd 9 @ Brands Hatch Indy

MRO Minitwins

RACE 7 - LAP CHART

LAP 1 @ 12:17:31.041		
NO	BEHIND	LAP TIME

26		59.471
79	0.399	59.870
184	1.301	1:00.772
19	3.349	1:02.820
202	3.390	1:02.861
97	3.655	1:03.126
58	4.586	1:04.057
81	4.686	1:04.157
34	4.954	1:04.425
99	5.053	1:04.524
47	5.436	1:04.907
82	5.512	1:04.983
48	6.685	1:06.156
18	7.204	1:06.675
93	7.233	1:06.704
70	8.137	1:07.608
5	8.221	1:07.692
44	9.060	1:08.531
45	9.671	1:09.142
84	9.715	1:09.186
37	9.871	1:09.342
116	12.155	1:11.626

LAP 2 @ 12:18:25.635		
NO	BEHIND	LAP TIME

26		54.594
79	0.123	54.318
184	2.786	56.079
19	5.877	57.122
97	5.945	56.884
58	6.792	56.800
81	7.140	57.048
202	7.215	58.419
34	7.989	57.629
82	8.066	57.148
99	8.834	58.375
47	9.254	58.412
48	9.645	57.554
5	11.380	57.753
44	18.199	1:03.733
70	18.929	1:05.386
45	18.985	1:03.908
37	19.133	1:03.856
84	19.378	1:04.257

LAP 3 @ 12:19:20.169		
NO	BEHIND	LAP TIME

79		54.411
26	0.254	54.788
184	5.432	57.180
19	8.053	56.710
97	8.114	56.703
202	8.462	55.781
58	8.824	56.566
82	9.108	55.576
81	9.217	56.611
99	11.699	57.399
34	12.458	59.003
48	13.554	58.443
47	13.606	58.886
5	14.112	57.266
37	24.989	1:00.390

44	25.139	1:01.474
45	26.691	1:02.240
84	27.035	1:02.191

LAP 4 @ 12:20:14.300		
NO	BEHIND	LAP TIME

79		54.131
26	0.611	54.488
184	8.193	56.892
97	9.647	55.664
19	10.351	56.429
202	10.386	56.055
82	10.688	55.711
58	11.133	56.440
81	11.907	56.821
99	15.791	58.223
34	16.878	58.551
48	17.191	57.768
5	17.305	57.324
47	17.572	58.097
37	31.445	1:00.587
44	31.866	1:00.858
45	33.282	1:00.722
84	34.158	1:01.254

LAP 5 @ 12:21:08.132		
NO	BEHIND	LAP TIME

79		53.832
26	1.339	54.560
184	10.861	56.500
97	11.083	55.268
19	11.277	54.758
202	11.364	54.810
82	11.635	54.779
58	13.001	55.700
81	14.802	56.727
99	20.123	58.164
5	20.228	56.755
34	20.488	57.442
48	21.160	57.801
47	21.902	58.162
37	37.128	59.515
44	37.975	59.941
45	39.697	1:00.247
84	41.004	1:00.678

LAP 6 @ 12:22:01.488		
NO	BEHIND	LAP TIME

79		53.356
26	3.289	55.306
184	13.987	56.482
97	14.266	56.539
19	14.368	56.447
202	14.417	56.409
82	15.054	56.775
58	16.156	56.511
81	20.095	58.649
5	23.977	57.105
34	25.044	57.912
99	25.140	58.373
47	25.396	56.850
48	25.438	57.634
44	43.921	59.302
45	46.477	1:00.136

LAP 7 @ 12:22:54.918		
NO	BEHIND	LAP TIME

79		53.430
26	5.535	55.676
184	16.392	55.835
97	16.641	55.805
202	16.672	55.685
19	16.761	55.823
82	16.951	55.327
81	25.501	58.836
5	28.955	58.408
34	29.367	57.753
47	29.707	57.741
48	30.058	58.050
99	31.843	1:00.133
44	49.729	59.238

LAP 8 @ 12:23:48.474		
NO	BEHIND	LAP TIME

79		53.556
45	1 Lap	1:00.700
26	7.606	55.627
202	18.285	55.169
184	18.349	55.513
19	18.468	55.263
82	19.011	55.616
97	20.282	57.197
81	30.696	58.751
5	33.427	58.028
34	33.582	57.771
47	33.632	57.481
48	34.371	57.869
99	36.438	58.151

LAP 9 @ 12:24:43.099		
NO	BEHIND	LAP TIME

79		54.625
44	1 Lap	59.441
45	1 Lap	1:00.082
26	8.991	56.010
202	17.874	54.214
19	18.489	54.646
184	19.422	55.698
82	19.618	55.232
97	23.505	57.848
81	34.822	58.751
5	35.949	57.147
34	36.471	57.514
47	36.741	57.734
48	37.180	57.434
99	39.188	57.375

LAP 10 @ 12:25:36.787		
NO	BEHIND	LAP TIME

79		53.688
44	1 Lap	58.763
26	11.621	56.318
45	1 Lap	1:00.657
202	17.844	53.658
19	19.142	54.341
184	21.715	55.981
97	28.347	58.530
81	38.995	57.861

5	39.549	57.288
34	39.732	56.949
47	40.219	57.166
48	40.846	57.354
99	42.577	57.077

LAP 11 @ 12:26:31.245		
NO	BEHIND	LAP TIME

79		54.458
44	1 Lap	58.983
26	13.141	55.978
202	17.831	54.445
19	19.467	54.783
45	1 Lap	1:02.230
184	24.442	57.185
97	32.962	59.073
81	42.588	58.051
5	43.085	57.994
34	43.138	57.864
47	43.457	57.696
48	43.715	57.327
99	44.739	56.620

LAP 12 @ 12:27:25.552		
NO	BEHIND	LAP TIME

79		54.307
44	1 Lap	59.016
26	15.590	56.756
202	17.483	53.959
19	19.577	54.417
184	27.176	57.041
45	1 Lap	1:01.768
97	36.685	58.030
34	46.344	57.513
5	46.397	57.619
81	46.528	58.247
47	47.190	58.040
48	47.315	57.907
99	47.521	57.089

BMCRC - MRO Championships 2022 - Rnd 9 @ Brands Hatch Indy

MRO Minitwins

RACE 7 - SECTOR ANALYSIS



SECTOR 1 = FL to I1, SECTOR 2 = I1 to FL, DIFF = Difference To Personal Best Lap, P = Crossed Finish Line in Pit Lane, D = Time Disallowed

P1 79		James O'MARA		Suzuki SV650 - BRP Machining Ltd			
IDEAL LAP TIME : 53.111		BEST LAP TIME : 53.356		DIFFERENCE : 0.245			
LAP	SECTOR 1	SECTOR 2	LAP TIME	MPH	DIFF	TIME OF DAY	
1 -		22.297	59.870	72.63	6.514	12:17:31.440	
2 -	32.519	21.799	54.318	80.05	0.962	12:18:25.758	
3 -	31.865	22.546	54.411	79.92	1.055	12:19:20.169	
4 -	31.950	22.181	54.131	80.33	0.775	12:20:14.300	
5 -	31.765	22.067	53.832	80.78	0.476	12:21:08.132	
6 -	31.599	21.757	53.356 (1)	81.50		12:22:01.488	
7 -	31.683	21.747	53.430 (2)	81.38	0.074	12:22:54.918	
8 -	31.364	22.192	53.556 (3)	81.19	0.200	12:23:48.474	
9 -	31.958	22.667	54.625	79.60	1.269	12:24:43.099	
10 -	31.789	21.899	53.688	80.99	0.332	12:25:36.787	
11 -	32.120	22.338	54.458	79.85	1.102	12:26:31.245	
12 -	32.112	22.195	54.307	80.07	0.951	12:27:25.552	

P2 26		Glynn DAVIES		Suzuki SV650 -			
IDEAL LAP TIME : 54.214		BEST LAP TIME : 54.488		DIFFERENCE : 0.274			
LAP	SECTOR 1	SECTOR 2	LAP TIME	MPH	DIFF	TIME OF DAY	
1 -		22.135	59.471	73.12	4.983	12:17:31.041	
2 -	32.711	21.883	54.594 (3)	79.65	0.106	12:18:25.635	
3 -	32.550	22.238	54.788	79.37	0.300	12:19:20.423	
4 -	32.338	22.150	54.488 (1)	79.80		12:20:14.911	
5 -	32.331	22.229	54.560 (2)	79.70	0.072	12:21:09.471	
6 -	32.954	22.352	55.306	78.62	0.818	12:22:04.777	
7 -	33.207	22.469	55.676	78.10	1.188	12:23:00.453	
8 -	33.189	22.438	55.627	78.17	1.139	12:23:56.080	
9 -	33.265	22.745	56.010	77.63	1.522	12:24:52.090	
10 -	33.448	22.870	56.318	77.21	1.830	12:25:48.408	
11 -	33.170	22.808	55.978	77.68	1.490	12:26:44.386	
12 -	33.388	23.368	56.756	76.61	2.268	12:27:41.142	

P3 202		Jack MUIR		Suzuki SV650 -			
IDEAL LAP TIME : 53.658		BEST LAP TIME : 53.658		DIFFERENCE : 0.000			
LAP	SECTOR 1	SECTOR 2	LAP TIME	MPH	DIFF	TIME OF DAY	
1 -		23.043	1:02.861	69.17	9.203	12:17:34.431	
2 -	35.817	22.602	58.419	74.43	4.761	12:18:32.850	
3 -	33.500	22.281	55.781	77.95	2.123	12:19:28.631	
4 -	33.413	22.642	56.055	77.57	2.397	12:20:24.686	
5 -	32.908	21.902	54.810	79.33	1.152	12:21:19.496	
6 -	33.840	22.569	56.409	77.09	2.751	12:22:15.905	
7 -	33.325	22.360	55.685	78.09	2.027	12:23:11.590	
8 -	32.851	22.318	55.169	78.82	1.511	12:24:06.759	
9 -	32.570	21.644	54.214 (3)	80.21	0.556	12:25:00.973	
10 -	32.114	21.544	53.658 (1)	81.04		12:25:54.631	
11 -	32.182	22.263	54.445	79.87	0.787	12:26:49.076	
12 -	32.380	21.579	53.959 (2)	80.59	0.301	12:27:43.035	

BMCRC - MRO Championships 2022 - Rnd 9 @ Brands Hatch Indy

MRO Minitwins

RACE 7 - SECTOR ANALYSIS



SECTOR 1 = FL to I1, SECTOR 2 = I1 to FL, DIFF = Difference To Personal Best Lap, P = Crossed Finish Line in Pit Lane, D = Time Disallowed

P4 184		David TWYFORD		Suzuki SV650 - MHP, IMP Racing			
IDEAL LAP TIME : 55.300		BEST LAP TIME : 55.513		DIFFERENCE : 0.213			
LAP	SECTOR 1	SECTOR 2	LAP TIME	MPH	DIFF	TIME OF DAY	
1 -		22.509	1:00.772	71.55	5.259	12:17:32.342	
2 -	33.372	22.707	56.079	77.54	0.566	12:18:28.421	
3 -	33.869	23.311	57.180	76.05	1.667	12:19:25.601	
4 -	33.915	22.977	56.892	76.43	1.379	12:20:22.493	
5 -	33.711	22.789	56.500	76.96	0.987	12:21:18.993	
6 -	33.757	22.725	56.482	76.99	0.969	12:22:15.475	
7 -	33.406	22.429	55.835 (3)	77.88	0.322	12:23:11.310	
8 -	33.012	22.501	55.513 (1)	78.33		12:24:06.823	
9 -	33.410	22.288	55.698 (2)	78.07	0.185	12:25:02.521	
10 -	33.038	22.943	55.981	77.68	0.468	12:25:58.502	
11 -	34.117	23.068	57.185	76.04	1.672	12:26:55.687	
12 -	33.724	23.317	57.041	76.23	1.528	12:27:52.728	

P5 19		Kevin LILLEY		Suzuki SV650 - Trafalgar Cleaning Eqpt. / Steve Jordan Motorcy			
IDEAL LAP TIME : 54.100		BEST LAP TIME : 54.341		DIFFERENCE : 0.241			
LAP	SECTOR 1	SECTOR 2	LAP TIME	MPH	DIFF	TIME OF DAY	
1 -		23.186	1:02.820	69.22	8.479	12:17:34.390	
2 -	34.221	22.901	57.122	76.12	2.781	12:18:31.512	
3 -	33.758	22.952	56.710	76.68	2.369	12:19:28.222	
4 -	33.667	22.762	56.429	77.06	2.088	12:20:24.651	
5 -	32.743	22.015	54.758	79.41	0.417	12:21:19.409	
6 -	33.739	22.708	56.447	77.03	2.106	12:22:15.856	
7 -	33.696	22.127	55.823	77.89	1.482	12:23:11.679	
8 -	33.044	22.219	55.263	78.68	0.922	12:24:06.942	
9 -	32.879	21.767	54.646 (3)	79.57	0.305	12:25:01.588	
10 -	32.429	21.912	54.341 (1)	80.02		12:25:55.929	
11 -	32.463	22.320	54.783	79.37	0.442	12:26:50.712	
12 -	32.333	22.084	54.417 (2)	79.91	0.076	12:27:45.129	

P6 97		Alex MANN		Suzuki SV650 - Michael Jones Jewellers,Esprit Group,TT50 cars			
IDEAL LAP TIME : 55.268		BEST LAP TIME : 55.268		DIFFERENCE : 0.000			
LAP	SECTOR 1	SECTOR 2	LAP TIME	MPH	DIFF	TIME OF DAY	
1 -		23.123	1:03.126	68.88	7.858	12:17:34.696	
2 -	34.156	22.728	56.884	76.44	1.616	12:18:31.580	
3 -	33.919	22.784	56.703	76.69	1.435	12:19:28.283	
4 -	33.356	22.308	55.664 (2)	78.12	0.396	12:20:23.947	
5 -	33.002	22.266	55.268 (1)	78.68		12:21:19.215	
6 -	33.766	22.773	56.539	76.91	1.271	12:22:15.754	
7 -	33.343	22.462	55.805 (3)	77.92	0.537	12:23:11.559	
8 -	34.055	23.142	57.197	76.02	1.929	12:24:08.756	
9 -	34.689	23.159	57.848	75.17	2.580	12:25:06.604	
10 -	35.089	23.441	58.530	74.29	3.262	12:26:05.134	
11 -	35.409	23.664	59.073	73.61	3.805	12:27:04.207	
12 -	34.636	23.394	58.030	74.93	2.762	12:28:02.237	

BMCRC - MRO Championships 2022 - Rnd 9 @ Brands Hatch Indy

MRO Minitwins

RACE 7 - SECTOR ANALYSIS



SECTOR 1 = FL to I1, SECTOR 2 = I1 to FL, DIFF = Difference To Personal Best Lap, P = Crossed Finish Line in Pit Lane, D = Time Disallowed

P7 34		Andrew JOHNSON		Suzuki SV650 - Rose & Charlie Racing		
IDEAL LAP TIME : 56.796		BEST LAP TIME : 56.949		DIFFERENCE : 0.153		
LAP	SECTOR 1	SECTOR 2	LAP TIME	MPH	DIFF	TIME OF DAY
1 -		23.118	1:04.425	67.49	7.476	12:17:35.995
2 -	34.676	22.953	57.629	75.45	0.680	12:18:33.624
3 -	35.547	23.456	59.003	73.70	2.054	12:19:32.627
4 -	35.216	23.335	58.551	74.27	1.602	12:20:31.178
5 -	34.883	22.559	57.442 (2)	75.70	0.493	12:21:28.620
6 -	34.964	22.948	57.912	75.08	0.963	12:22:26.532
7 -	35.080	22.673	57.753	75.29	0.804	12:23:24.285
8 -	35.130	22.641	57.771	75.27	0.822	12:24:22.056
9 -	34.972	22.542	57.514	75.60	0.565	12:25:19.570
10 -	34.254	22.695	56.949 (1)	76.35		12:26:16.519
11 -	34.601	23.263	57.864	75.15	0.915	12:27:14.383
12 -	34.631	22.882	57.513 (3)	75.61	0.564	12:28:11.896

P8 5		Barry MANTELL		Suzuki SV 650 -		
IDEAL LAP TIME : 56.755		BEST LAP TIME : 56.755		DIFFERENCE : 0.000		
LAP	SECTOR 1	SECTOR 2	LAP TIME	MPH	DIFF	TIME OF DAY
1 -		24.237	1:07.692	64.24	10.937	12:17:39.262
2 -	34.568	23.185	57.753	75.29	0.998	12:18:37.015
3 -	34.244	23.022	57.266	75.93	0.511	12:19:34.281
4 -	34.135	23.189	57.324	75.86	0.569	12:20:31.605
5 -	33.785	22.970	56.755 (1)	76.62		12:21:28.360
6 -	33.847	23.258	57.105 (2)	76.15	0.350	12:22:25.465
7 -	34.689	23.719	58.408	74.45	1.653	12:23:23.873
8 -	34.813	23.215	58.028	74.93	1.273	12:24:21.901
9 -	33.941	23.206	57.147 (3)	76.09	0.392	12:25:19.048
10 -	34.010	23.278	57.288	75.90	0.533	12:26:16.336
11 -	34.474	23.520	57.994	74.98	1.239	12:27:14.330
12 -	34.332	23.287	57.619	75.47	0.864	12:28:11.949

P9 81		Malvern MAY		Suzuki SV650 - IMP racing		
IDEAL LAP TIME : 56.486		BEST LAP TIME : 56.611		DIFFERENCE : 0.125		
LAP	SECTOR 1	SECTOR 2	LAP TIME	MPH	DIFF	TIME OF DAY
1 -		23.527	1:04.157	67.78	7.546	12:17:35.727
2 -	34.255	22.793	57.048	76.22	0.437	12:18:32.775
3 -	33.849	22.762	56.611 (1)	76.81		12:19:29.386
4 -	34.094	22.727	56.821 (3)	76.53	0.210	12:20:26.207
5 -	33.759	22.968	56.727 (2)	76.65	0.116	12:21:22.934
6 -	35.091	23.558	58.649	74.14	2.038	12:22:21.583
7 -	34.839	23.997	58.836	73.91	2.225	12:23:20.419
8 -	35.594	23.157	58.751	74.01	2.140	12:24:19.170
9 -	35.163	23.588	58.751	74.01	2.140	12:25:17.921
10 -	34.560	23.301	57.861	75.15	1.250	12:26:15.782
11 -	34.562	23.489	58.051	74.91	1.440	12:27:13.833
12 -	35.165	23.082	58.247	74.65	1.636	12:28:12.080

BMCRC - MRO Championships 2022 - Rnd 9 @ Brands Hatch Indy

MRO Minitwins

RACE 7 - SECTOR ANALYSIS



SECTOR 1 = FL to I1, SECTOR 2 = I1 to FL, DIFF = Difference To Personal Best Lap, P = Crossed Finish Line in Pit Lane, D = Time Disallowed

P10 47		Tristan BOHANAN		Suzuki SV650 - Myself			
IDEAL LAP TIME : 56.850		BEST LAP TIME : 56.850		DIFFERENCE : 0.000			
LAP	SECTOR 1	SECTOR 2	LAP TIME	MPH	DIFF	TIME OF DAY	
1 -		23.290	1:04.907	66.99	8.057	12:17:36.477	
2 -	35.426	22.986	58.412	74.44	1.562	12:18:34.889	
3 -	35.314	23.572	58.886	73.84	2.036	12:19:33.775	
4 -	34.801	23.296	58.097	74.85	1.247	12:20:31.872	
5 -	34.844	23.318	58.162	74.76	1.312	12:21:30.034	
6 -	34.240	22.610	56.850 (1)	76.49		12:22:26.884	
7 -	34.972	22.769	57.741	75.31	0.891	12:23:24.625	
8 -	34.485	22.996	57.481 (3)	75.65	0.631	12:24:22.106	
9 -	34.733	23.001	57.734	75.32	0.884	12:25:19.840	
10 -	34.472	22.694	57.166 (2)	76.06	0.316	12:26:17.006	
11 -	34.675	23.021	57.696	75.37	0.846	12:27:14.702	
12 -	34.954	23.086	58.040	74.92	1.190	12:28:12.742	

P11 48		Shaun WALLIS		Suzuki SV650 - MBC Despatch Racing			
IDEAL LAP TIME : 57.122		BEST LAP TIME : 57.327		DIFFERENCE : 0.205			
LAP	SECTOR 1	SECTOR 2	LAP TIME	MPH	DIFF	TIME OF DAY	
1 -		23.779	1:06.156	65.73	8.829	12:17:37.726	
2 -	34.612	22.942	57.554	75.55	0.227	12:18:35.280	
3 -	34.747	23.696	58.443	74.40	1.116	12:19:33.723	
4 -	34.576	23.192	57.768	75.27	0.441	12:20:31.491	
5 -	34.971	22.830	57.801	75.23	0.474	12:21:29.292	
6 -	34.568	23.066	57.634	75.45	0.307	12:22:26.926	
7 -	35.200	22.850	58.050	74.91	0.723	12:23:24.976	
8 -	35.010	22.859	57.869	75.14	0.542	12:24:22.845	
9 -	34.594	22.840	57.434 (3)	75.71	0.107	12:25:20.279	
10 -	34.402	22.952	57.354 (2)	75.82	0.027	12:26:17.633	
11 -	34.292	23.035	57.327 (1)	75.85		12:27:14.960	
12 -	34.878	23.029	57.907	75.09	0.580	12:28:12.867	

P12 99		Lee ELLIS		Suzuki SV650 - ATP Motorsport			
IDEAL LAP TIME : 56.620		BEST LAP TIME : 56.620		DIFFERENCE : 0.000			
LAP	SECTOR 1	SECTOR 2	LAP TIME	MPH	DIFF	TIME OF DAY	
1 -		23.484	1:04.524	67.39	7.904	12:17:36.094	
2 -	35.372	23.003	58.375	74.49	1.755	12:18:34.469	
3 -	34.296	23.103	57.399	75.76	0.779	12:19:31.868	
4 -	34.355	23.868	58.223	74.68	1.603	12:20:30.091	
5 -	34.778	23.386	58.164	74.76	1.544	12:21:28.255	
6 -	34.935	23.438	58.373	74.49	1.753	12:22:26.628	
7 -	36.455	23.678	1:00.133	72.31	3.513	12:23:26.761	
8 -	35.101	23.050	58.151	74.78	1.531	12:24:24.912	
9 -	34.483	22.892	57.375	75.79	0.755	12:25:22.287	
10 -	34.042	23.035	57.077 (2)	76.18	0.457	12:26:19.364	
11 -	33.925	22.695	56.620 (1)	76.80		12:27:15.984	
12 -	34.352	22.737	57.089 (3)	76.17	0.469	12:28:13.073	

BMCRC - MRO Championships 2022 - Rnd 9 @ Brands Hatch Indy

MRO Minitwins

RACE 7 - SECTOR ANALYSIS



SECTOR 1 = FL to I1, SECTOR 2 = I1 to FL, DIFF = Difference To Personal Best Lap, P = Crossed Finish Line in Pit Lane, D = Time Disallowed

P13 44		Tony PARKER		Suzuki SV650 - Insta ... emerald_elevators		
IDEAL LAP TIME : 58.558		BEST LAP TIME : 58.763		DIFFERENCE : 0.205		
LAP	SECTOR 1	SECTOR 2	LAP TIME	MPH	DIFF	TIME OF DAY
1 -		24.500	1:08.531	63.45	9.768	12:17:40.101
2 -	36.855	26.878	1:03.733	68.23	4.970	12:18:43.834
3 -	36.703	24.771	1:01.474	70.73	2.711	12:19:45.308
4 -	36.411	24.447	1:00.858	71.45	2.095	12:20:46.166
5 -	35.972	23.969	59.941	72.54	1.178	12:21:46.107
6 -	35.068	24.234	59.302	73.32	0.539	12:22:45.409
7 -	35.338	23.900	59.238	73.40	0.475	12:23:44.647
8 -	35.732	23.709	59.441	73.15	0.678	12:24:44.088
9 -	35.249	23.514	58.763 (1)	74.00		12:25:42.851
10 -	35.044	23.939	58.983 (2)	73.72	0.220	12:26:41.834
11 -	35.274	23.742	59.016 (3)	73.68	0.253	12:27:40.850

P14 45		Terence QUINCE		Suzuki SV650 - K&Q		
IDEAL LAP TIME : 59.913		BEST LAP TIME : 1:00.082		DIFFERENCE : 0.169		
LAP	SECTOR 1	SECTOR 2	LAP TIME	MPH	DIFF	TIME OF DAY
1 -		24.825	1:09.142	62.89	9.060	12:17:40.712
2 -	37.165	26.743	1:03.908	68.04	3.826	12:18:44.620
3 -	37.276	24.964	1:02.240	69.86	2.158	12:19:46.860
4 -	36.573	24.149	1:00.722	71.61	0.640	12:20:47.582
5 -	36.201	24.046	1:00.247 (3)	72.17	0.165	12:21:47.829
6 -	35.921	24.215	1:00.136 (2)	72.31	0.054	12:22:47.965
7 -	36.345	24.355	1:00.700	71.64	0.618	12:23:48.665
8 -	35.867	24.215	1:00.082 (1)	72.37		12:24:48.747
9 -	36.125	24.532	1:00.657	71.69	0.575	12:25:49.404
10 -	36.966	25.264	1:02.230	69.87	2.148	12:26:51.634
11 -	36.556	25.212	1:01.768	70.40	1.686	12:27:53.402

P15 82		Simon HEALEY		Suzuki SV650 - Popular Tyres Ltd / Pro Parts Ltd		
IDEAL LAP TIME : 54.779		BEST LAP TIME : 54.779		DIFFERENCE : 0.000		
LAP	SECTOR 1	SECTOR 2	LAP TIME	MPH	DIFF	TIME OF DAY
1 -		23.182	1:04.983	66.91	10.204	12:17:36.553
2 -	34.503	22.645	57.148	76.09	2.369	12:18:33.701
3 -	33.364	22.212	55.576	78.24	0.797	12:19:29.277
4 -	33.232	22.479	55.711	78.05	0.932	12:20:24.988
5 -	32.951	21.828	54.779 (1)	79.38		12:21:19.767
6 -	33.988	22.787	56.775	76.59	1.996	12:22:16.542
7 -	33.209	22.118	55.327 (3)	78.59	0.548	12:23:11.869
8 -	33.642	21.974	55.616	78.18	0.837	12:24:07.485
9 -	33.135	22.097	55.232 (2)	78.73	0.453	12:25:02.717

P16 58		Stacey KILLWORTH		Suzuki SV650 - Greenplant/Everms		
IDEAL LAP TIME : 55.700		BEST LAP TIME : 55.700		DIFFERENCE : 0.000		
LAP	SECTOR 1	SECTOR 2	LAP TIME	MPH	DIFF	TIME OF DAY
1 -		23.606	1:04.057	67.88	8.357	12:17:35.627
2 -	34.057	22.743	56.800	76.55	1.100	12:18:32.427
3 -	33.489	23.077	56.566	76.87	0.866	12:19:28.993
4 -	33.317	23.123	56.440 (2)	77.04	0.740	12:20:25.433
5 -	33.075	22.625	55.700 (1)	78.07		12:21:21.133
6 -	33.579	22.932	56.511 (3)	76.95	0.811	12:22:17.644

BMCRC - MRO Championships 2022 - Rnd 9 @ Brands Hatch Indy

MRO Minitwins

RACE 7 - SECTOR ANALYSIS



SECTOR 1 = FL to I1, SECTOR 2 = I1 to FL, DIFF = Difference To Personal Best Lap, P = Crossed Finish Line in Pit Lane, D = Time Disallowed

P17 37		Stephen WILSON		Suzuki SV650 -			
IDEAL LAP TIME : 59.218		BEST LAP TIME : 59.515		DIFFERENCE : 0.297			
LAP	SECTOR 1	SECTOR 2	LAP TIME	MPH	DIFF	TIME OF DAY	
1 -		24.200	1:09.342	62.71	9.827	12:17:40.912	
2 -	37.089	26.767	1:03.856	68.10	4.341	12:18:44.768	
3 -	36.172	24.218	1:00.390 (2)	72.00	0.875	12:19:45.158	
4 -	36.150	24.437	1:00.587 (3)	71.77	1.072	12:20:45.745	
5 -	35.835	23.680	59.515 (1)	73.06		12:21:45.260	

P18 84		Ricardo BRANCO		Suzuki SV650 - IMP Racing			
IDEAL LAP TIME : 1:00.540		BEST LAP TIME : 1:00.678		DIFFERENCE : 0.138			
LAP	SECTOR 1	SECTOR 2	LAP TIME	MPH	DIFF	TIME OF DAY	
1 -		24.382	1:09.186	62.85	8.508	12:17:40.756	
2 -	37.438	26.819	1:04.257	67.67	3.579	12:18:45.013	
3 -	37.158	25.033	1:02.191 (3)	69.92	1.513	12:19:47.204	
4 -	36.607	24.647	1:01.254 (2)	70.99	0.576	12:20:48.458	
5 -	36.158	24.520	1:00.678 (1)	71.66		12:21:49.136	

P19 70		Colin HALL		Suzuki SV650 -			
IDEAL LAP TIME : 1:02.675		BEST LAP TIME : 1:05.386		DIFFERENCE : 2.711			
LAP	SECTOR 1	SECTOR 2	LAP TIME	MPH	DIFF	TIME OF DAY	
1 -		24.549	1:07.608	64.32	2.222	12:17:39.178	
2 -	38.449	26.937	1:05.386 (1)	66.50		12:18:44.564	

P20 18		Stephen LANE		Suzuki SV650 -			
IDEAL LAP TIME : 57.529		BEST LAP TIME :		DIFFERENCE :			
LAP	SECTOR 1	SECTOR 2	LAP TIME	MPH	DIFF	TIME OF DAY	
1 -		23.381	1:06.675	65.22		12:17:38.245	

P21 93		Tony BOTTO		Suzuki SV650 - TB Motorcycles			
IDEAL LAP TIME : 59.668		BEST LAP TIME :		DIFFERENCE :			
LAP	SECTOR 1	SECTOR 2	LAP TIME	MPH	DIFF	TIME OF DAY	
1 -		23.977	1:06.704	65.19		12:17:38.274	

P22 116		Gareth FAITH		Suzuki SV650 - Sitramoto/Arktis			
IDEAL LAP TIME : 1:08.111		BEST LAP TIME :		DIFFERENCE :			
LAP	SECTOR 1	SECTOR 2	LAP TIME	MPH	DIFF	TIME OF DAY	
1 -		25.803	1:11.626	60.71		12:17:43.196	

BMCRC - MRO Championships 2022 - Rnd 9 @ Brands Hatch Indy

MRO Minitwins

RACE 7 - BEST SECTORS

SECTOR 1			SECTOR 2			IDEAL / BEST COMPARISON						
POS	NO	NAME	TIME	NO	NAME	TIME	POS	NO	NAME	IDEAL	BEST	DIFF
									PERFECT LAP	52.908		
1	79	O'MARA	31.364	202	MUIR	21.544	1	79	O'MARA	53.111	53.356	0.245
2	202	MUIR	32.114	79	O'MARA	21.747	2	202	MUIR	53.658	53.658	0.000
3	26	DAVIES	32.331	19	LILLEY	21.767	3	19	LILLEY	54.100	54.341	0.241
4	19	LILLEY	32.333	82	HEALEY	21.828	4	26	DAVIES	54.214	54.488	0.274
5	82	HEALEY	32.951	26	DAVIES	21.883	5	82	HEALEY	54.779	54.779	0.000
6	97	MANN	33.002	97	MANN	22.266	6	97	MANN	55.268	55.268	0.000
7	184	TWYFORD	33.012	184	TWYFORD	22.288	7	184	TWYFORD	55.300	55.513	0.213
8	58	KILLWORTH	33.075	34	JOHNSON	22.542	8	58	KILLWORTH	55.700	55.700	0.000
9	81	MAY	33.759	47	BOHANAN	22.610	9	81	MAY	56.486	56.611	0.125
10	5	MANTELL	33.785	58	KILLWORTH	22.625	10	99	ELLIS	56.620	56.620	0.000
11	99	ELLIS	33.925	99	ELLIS	22.695	11	5	MANTELL	56.755	56.755	0.000
12	18	LANE	34.148	81	MAY	22.727	12	34	JOHNSON	56.796	56.949	0.153
13	47	BOHANAN	34.240	48	WALLIS	22.830	13	47	BOHANAN	56.850	56.850	0.000
14	34	JOHNSON	34.254	5	MANTELL	22.970	14	48	WALLIS	57.122	57.327	0.205
15	48	WALLIS	34.292	18	LANE	23.381	15	18	LANE	57.529		
16	44	PARKER	35.044	44	PARKER	23.514	16	44	PARKER	58.558	58.763	0.205
17	37	WILSON	35.538	37	WILSON	23.680	17	37	WILSON	59.218	59.515	0.297
18	93	BOTTO	35.691	93	BOTTO	23.977	18	93	BOTTO	59.668		
19	45	QUINCE	35.867	45	QUINCE	24.046	19	45	QUINCE	59.913	1:00.082	0.169
20	84	BRANCO	36.158	84	BRANCO	24.382	20	84	BRANCO	1:00.540	1:00.678	0.138
21	70	HALL	38.126	70	HALL	24.549	21	70	HALL	1:02.675	1:05.386	2.711
22	116	FAITH	42.308	116	FAITH	25.803	22	116	FAITH	1:08.111		

BMCRC - MRO Championships 2022 - Rnd 9 @ Brands Hatch Indy

MRO Minitwins

RACE 7 - STATISTICS

Competitors Started	22
Planned Start	2022-10-02 @ 12:25:00.000
Actual Start	2022-10-02 @ 12:16:31.569
Finish Time	2022-10-02 @ 12:27:25.551
Track Length	1.2079mi.
Total Laps	196
Total Distance Covered	236.7573mi.

Session Fastest Lap History

NO	NAME	LAP TIME	TIME OF DAY	LAP	VEHICLE
26	Glynn DAVIES	54.594	12:18:25.664	2	Suzuki SV650
79	James O'MARA	54.318	12:18:25.778	2	Suzuki SV650
79	James O'MARA	54.131	12:20:14.319	4	Suzuki SV650
79	James O'MARA	53.832	12:21:08.149	5	Suzuki SV650
79	James O'MARA	53.356	12:22:01.507	6	Suzuki SV650

Session Leader History

NO	NAME	FROM LAP	LAPS LED	DISTANCE	VEHICLE
26	Glynn DAVIES	1	2	2.41 miles	Suzuki SV650
79	James O'MARA	3	10	12.07 miles	Suzuki SV650

Flag History

TYPE	TIME OF DAY
GREEN	12:16:31.569
FINISH	12:27:25.551

Flag Statistics

TYPE	COUNT	TOTAL LAPS	TOTAL TIME
Green	1	12	11:59.547
Red	0	0	0.000
Safety Car	0	0	0.000
FCY	0	0	0.000

BMCRC - MRO Championships 2022 - Rnd 9 @ Brands Hatch Indy



MRO Minitwins

RACE 17 - GRID (12 Laps)

ROW 8	23	6	Martin COOPER	22	116	Gareth FAITH						
ROW 7	21	93	Tony BOTTO	20	18	Stephen LANE	19	70	Colin HALL	1:05.386		
ROW 6	18	84	Ricardo BRANCO	1:00.678	17	45	Terence QUINCE	1:00.082	16	37	Stephen WILSON	59.515
ROW 5	15	44	Tony PARKER	58.763	14	48	Shaun WALLIS	57.327	13	34	Andrew JOHNSON	56.949
ROW 4	12	47	Tristan BOHANAN	56.850	11	5	Barry MANTELL	56.755	10	99	Lee ELLIS	56.620
ROW 3	9	81	Malvern MAY	56.611	8	58	Stacey KILLWORTH	55.700	7	184	David TWYFORD	55.513
ROW 2	6	97	Alex MANN	55.268	5	82	Simon HEALEY	54.779	4	26	Glynn DAVIES	54.488
ROW 1	3	19	Kevin LILLEY	54.341	2	202	Jack MUIR	53.658	1	79	James O'MARA	53.356
Pole												

Brands Hatch Indy: 1.2079 miles

These results are provisional until the conclusion of any judicial and technical matters.

Clerk Of Course :	Stewards :	Timekeeper : <i>Craig Smith</i>
-------------------	------------	------------------------------------

Results can be found at www.tsl-timing.com

Printed - 12:32 Sunday, 02 October 2022



BMCRC - MRO Championships 2022 - Rnd 9 @ Brands Hatch Indy



MRO Minitwins

RACE 17 - CLASSIFICATION

POS	NO	NAME	ENTRY	LAPS	TIME	GAP	DIFF	MPH	BEST	ON
1	26	Glynn DAVIES	Suzuki SV650 -	12	10:23.005			83.76	50.835	8
2	184	David TWYFORD	Suzuki SV650 - MHP, IMP Racing	12	10:26.133	3.128	3.128	83.34	51.228	8
3	79	James O'MARA	Suzuki SV650 - BRP Machining Ltd	12	10:29.257	6.252	3.124	82.92	51.330	3
4	202	Jack MUIR	Suzuki SV650 -	12	10:41.917	18.912	12.660	81.29	52.759	3
5	19	Kevin LILLEY	Suzuki SV650 - Trafalgar Cleaning Eqpt. / Steve Jorr	12	10:47.012	24.007	5.095	80.65	53.075	3
6	97	Alex MANN	Suzuki SV650 - Michael Jones Jewellers,Esprit Grou	12	10:47.688	24.683	0.676	80.56	53.004	9
7	81	Malvern MAY	Suzuki SV650 - IMP racing	12	10:49.903	26.898	2.215	80.29	53.363	8
8	6	Martin COOPER	Suzuki SV650 -	12	10:55.090	32.085	5.187	79.65	53.649	6
9	99	Lee ELLIS	Suzuki SV650 - ATP Motorsport	12	10:55.178	32.173	0.088	79.64	53.688	12
10	5	Barry MANTELL	Suzuki SV 650 -	12	10:55.558	32.553	0.380	79.60	53.588	8
11	34	Andrew JOHNSON	Suzuki SV650 - Rose & Charlie Racing	12	11:05.365	42.360	9.807	78.42	54.325	3
12	48	Shaun WALLIS	Suzuki SV650 - MBC Despatch Racing	12	11:05.560	42.555	0.195	78.40	53.914	8
13	70	Colin HALL	Suzuki SV650 -	12	11:08.327	45.322	2.767	78.08	54.469	12
14	47	Tristan BOHANAN	Suzuki SV650 - Myself	12	11:14.639	51.634	6.312	77.34	55.132	4
15	82	Simon HEALEY	Suzuki SV650 - Popular Tyres Ltd / Pro Parts Ltd	11	10:25.822	1 Lap	1 Lap	76.43	55.452	10
16	18	Stephen LANE	Suzuki SV650 -	11	10:31.495	1 Lap	5.673	75.74	55.769	11
17	45	Terence QUINCE	Suzuki SV650 - K&Q	11	10:32.575	1 Lap	1.080	75.61	56.046	10
18	44	Tony PARKER	Suzuki SV650 - Insta ... emerald_elevators	11	10:35.011	1 Lap	2.436	75.32	56.586	10
19	37	Stephen WILSON	Suzuki SV650 -	11	10:36.370	1 Lap	1.359	75.16	55.815	11
20	93	Tony BOTTO	Suzuki SV650 - TB Motorcycles	11	10:40.926	1 Lap	4.556	74.63	55.934	9

NOT CLASSIFIED

DNF	116	Gareth FAITH	Suzuki SV650 - Sitramoto/Arktis	8	7:51.224	4 Laps	3 Laps	73.82	57.281	3
-----	-----	--------------	---------------------------------	---	----------	--------	--------	-------	--------	---

FASTEST LAP

	26	Glynn DAVIES	Suzuki SV650 -	8	50.835			85.54 mph	137.66 kph	
--	----	--------------	----------------	---	--------	--	--	-----------	------------	--

92.5% of Race Speed = 77.47 mph

Weather / Track : Cloudy / Dry

These results are provisional until the conclusion of any judicial and technical matters.

Race Distance: 12 Laps / 14.49 miles

Brands Hatch Indy: 1.2079 miles

Date: 02/10/2022 Start: 15:42 Finish: 15:53

Clerk Of Course :	Stewards :	Timekeeper : <i>Craig Smith</i>
-------------------	------------	------------------------------------

Results can be found at www.tsl-timing.com

Printed - 15:54 Sunday, 02 October 2022



BMCRC - MRO Championships 2022 - Rnd 9 @ Brands Hatch Indy

MRO Minitwins

RACE 17 - LAP CHART

LAP 1 @ 15:43:55.739

NO	BEHIND	LAP TIME
26		56.162
79	0.497	56.659
202	1.605	57.767
184	1.721	57.883
19	2.607	58.769
81	3.162	59.324
99	3.856	1:00.018
97	3.988	1:00.150
5	4.308	1:00.470
34	5.781	1:01.943
47	5.834	1:01.996
48	6.049	1:02.211
6	6.647	1:02.809
70	7.269	1:03.431
82	7.981	1:04.143
44	8.757	1:04.919
45	8.793	1:04.955
18	9.040	1:05.202
93	9.546	1:05.708
37	10.422	1:06.584
116	11.153	1:07.315

LAP 2 @ 15:44:47.367

NO	BEHIND	LAP TIME
26		51.628
79	0.443	51.574
184	1.940	51.847
202	3.243	53.266
19	4.321	53.342
81	5.987	54.453
99	6.669	54.441
97	6.686	54.326
5	6.934	54.254
34	9.048	54.895
6	9.159	54.140
47	10.411	56.205
48	10.472	56.051
70	11.377	55.736
82	12.497	56.144
45	14.017	56.852
44	14.498	57.369
18	14.640	57.228
93	15.175	57.257
37	16.630	57.836
116	17.180	57.655

LAP 3 @ 15:45:38.490

NO	BEHIND	LAP TIME
26		51.123
79	0.650	51.330
184	2.543	51.726
202	4.879	52.759
19	6.273	53.075
81	8.664	53.800
97	8.728	53.165
99	9.736	54.190
5	10.020	54.209
6	11.737	53.701
34	12.250	54.325
48	14.094	54.745
47	14.648	55.360
70	15.330	55.076

LAP 4 @ 15:46:29.521

NO	BEHIND	LAP TIME
82	17.404	56.030
45	19.663	56.769
44	20.240	56.865
18	20.334	56.817
93	20.449	56.397
37	22.827	57.320
116	23.338	57.281
26		51.031
79	1.054	51.435
184	2.869	51.357
202	6.712	52.864
19	8.546	53.304
97	11.193	53.496
81	11.354	53.721
99	12.522	53.817
5	12.747	53.758
6	14.382	53.676
34	16.088	54.869
48	18.477	55.414
47	18.749	55.132
70	19.158	54.859
82	22.842	56.469
45	25.830	57.198
44	26.349	57.140
18	26.369	57.066
93	26.596	57.178
37	29.428	57.632
116	29.905	57.598

LAP 5 @ 15:47:21.356

NO	BEHIND	LAP TIME
26		51.835
79	0.875	51.656
184	2.265	51.231
202	7.971	53.094
19	9.981	53.270
97	12.809	53.451
81	13.017	53.498
99	14.698	54.011
5	15.008	54.096
6	16.288	53.741
34	19.298	55.045
48	21.553	54.911
47	22.516	55.602
70	22.893	55.570
82	27.149	56.142
45	31.587	57.592
18	31.757	57.222
44	31.764	57.250
93	32.002	57.241
37	35.113	57.520
116	35.561	57.491

LAP 6 @ 15:48:12.791

NO	BEHIND	LAP TIME
26		51.435
79	0.890	51.450
184	2.310	51.480
202	9.661	53.125
19	11.988	53.442
97	14.840	53.466

LAP 7 @ 15:49:04.044

NO	BEHIND	LAP TIME
81	15.086	53.504
99	17.749	54.486
5	18.041	54.468
6	18.502	53.649
34	22.776	54.913
48	24.665	54.547
70	26.987	55.529
47	27.054	55.973
82	31.904	56.190
45	36.869	56.717
44	37.426	57.097
18	37.490	57.167
93	37.704	57.137
37	40.712	57.034
116	41.643	57.517
26		51.253
79	1.470	51.833
184	2.597	51.540
202	11.266	52.858
19	14.329	53.594
97	16.619	53.032
81	17.275	53.442
99	20.627	54.131
6	21.029	53.780
5	21.102	54.314
34	26.463	54.940
48	27.968	54.556
70	30.601	54.867
47	31.644	55.843
82	37.106	56.455
45	41.756	56.140
18	42.332	56.095
44	42.773	56.600
93	42.835	56.384
37	46.505	57.046
116	48.108	57.718

LAP 8 @ 15:49:54.879

NO	BEHIND	LAP TIME
26		50.835
79	2.930	52.295
184	2.990	51.228
202	13.218	52.787
19	17.248	53.754
97	18.900	53.116
81	19.803	53.363
99	23.580	53.788
5	23.855	53.588
6	24.070	53.876
34	30.671	55.043
48	31.047	53.914
70	34.701	54.935
47	36.396	55.587
82	42.365	56.094
45	47.461	56.540
18	47.852	56.355
44	49.180	57.242
93	49.341	57.341

LAP 9 @ 15:50:46.284

NO	BEHIND	LAP TIME
26		51.405
37	1 Lap	56.724
184	3.731	52.146
79	4.036	52.511
116	1 Lap	58.649
202	14.933	53.120
19	19.565	53.722
97	20.499	53.004
81	21.931	53.533
99	26.039	53.864
6	26.479	53.814
5	26.506	54.056
34	34.343	55.077
48	34.688	55.046
70	37.986	54.690
47	40.465	55.474
82	47.302	56.342

LAP 10 @ 15:51:38.976

NO	BEHIND	LAP TIME
26		52.692
45	1 Lap	56.713
18	1 Lap	56.534
93	1 Lap	55.934
44	1 Lap	57.055
184	2.676	51.637
79	3.904	52.560
37	1 Lap	56.127
202	15.911	53.670
19	20.624	53.751
97	21.077	53.270
81	23.115	53.876
6	27.532	53.745
99	27.616	54.269
5	28.413	54.599
34	36.504	54.853
48	37.031	55.035
70	39.894	54.600
47	43.464	55.691
82	50.062	55.452

LAP 11 @ 15:52:30.792

NO	BEHIND	LAP TIME
26		51.816
184	3.499	52.639
45	1 Lap	56.046
18	1 Lap	56.038
79	5.406	53.318
44	1 Lap	56.586
37	1 Lap	56.732
93	1 Lap	1:03.185
202	17.143	53.048
19	22.280	53.472
97	22.463	53.202
81	24.853	53.554
6	29.629	53.913
99	30.275	54.475
5	30.467	53.870
34	39.537	54.849
48	39.608	54.393
70	42.643	54.565
47	47.534	55.886

LAP 12 @ 15:53:22.582

NO	BEHIND	LAP TIME
26		51.790
82	1 Lap	56.361
184	3.128	51.419
79	6.252	52.636
18	1 Lap	55.769
45	1 Lap	57.053
44	1 Lap	56.888
37	1 Lap	55.815
93	1 Lap	57.164
202	18.912	53.559
19	24.007	53.517
97	24.683	54.010
81	26.898	53.835
6	32.085	54.246
99	32.173	53.688
5	32.553	53.876
34	42.360	54.613
48	42.555	54.737
70	45.322	54.469
47	51.634	55.890

BMCRC - MRO Championships 2022 - Rnd 9 @ Brands Hatch Indy

MRO Minitwins

RACE 17 - SECTOR ANALYSIS



SECTOR 1 = FL to I1, SECTOR 2 = I1 to FL, DIFF = Difference To Personal Best Lap, P = Crossed Finish Line in Pit Lane, D = Time Disallowed

P1 26		Glynn DAVIES		Suzuki SV650 -			
IDEAL LAP TIME : 50.835		BEST LAP TIME : 50.835		DIFFERENCE : 0.000			
LAP	SECTOR 1	SECTOR 2	LAP TIME	MPH	DIFF	TIME OF DAY	
1 -		20.821	56.162	77.42	5.327	15:43:55.739	
2 -	30.796	20.832	51.628	84.22	0.793	15:44:47.367	
3 -	30.399	20.724	51.123 (3)	85.06	0.288	15:45:38.490	
4 -	30.278	20.753	51.031 (2)	85.21	0.196	15:46:29.521	
5 -	30.927	20.908	51.835	83.89	1.000	15:47:21.356	
6 -	30.508	20.927	51.435	84.54	0.600	15:48:12.791	
7 -	30.438	20.815	51.253	84.84	0.418	15:49:04.044	
8 -	30.209	20.626	50.835 (1)	85.54		15:49:54.879	
9 -	30.412	20.993	51.405	84.59	0.570	15:50:46.284	
10 -	30.884	21.808	52.692	82.52	1.857	15:51:38.976	
11 -	30.917	20.899	51.816	83.92	0.981	15:52:30.792	
12 -	30.853	20.937	51.790	83.96	0.955	15:53:22.582	

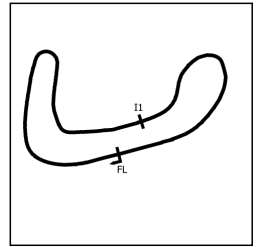
P2 184		David TWYFORD		Suzuki SV650 - MHP, IMP Racing			
IDEAL LAP TIME : 51.201		BEST LAP TIME : 51.228		DIFFERENCE : 0.027			
LAP	SECTOR 1	SECTOR 2	LAP TIME	MPH	DIFF	TIME OF DAY	
1 -		21.360	57.883	75.12	6.655	15:43:57.460	
2 -	30.973	20.874	51.847	83.87	0.619	15:44:49.307	
3 -	30.876	20.850	51.726	84.06	0.498	15:45:41.033	
4 -	30.588	20.769	51.357 (3)	84.67	0.129	15:46:32.390	
5 -	30.574	20.657	51.231 (2)	84.88	0.003	15:47:23.621	
6 -	30.633	20.847	51.480	84.47	0.252	15:48:15.101	
7 -	30.786	20.754	51.540	84.37	0.312	15:49:06.641	
8 -	30.601	20.627	51.228 (1)	84.88		15:49:57.869	
9 -	31.050	21.096	52.146	83.39	0.918	15:50:50.015	
10 -	30.694	20.943	51.637	84.21	0.409	15:51:41.652	
11 -	31.416	21.223	52.639	82.61	1.411	15:52:34.291	
12 -	30.622	20.797	51.419	84.57	0.191	15:53:25.710	

P3 79		James O'MARA		Suzuki SV650 - BRP Machining Ltd			
IDEAL LAP TIME : 51.225		BEST LAP TIME : 51.330		DIFFERENCE : 0.105			
LAP	SECTOR 1	SECTOR 2	LAP TIME	MPH	DIFF	TIME OF DAY	
1 -		20.976	56.659	76.74	5.329	15:43:56.236	
2 -	30.622	20.952	51.574	84.31	0.244	15:44:47.810	
3 -	30.421	20.909	51.330 (1)	84.71		15:45:39.140	
4 -	30.447	20.988	51.435 (2)	84.54	0.105	15:46:30.575	
5 -	30.794	20.862	51.656	84.18	0.326	15:47:22.231	
6 -	30.363	21.087	51.450 (3)	84.52	0.120	15:48:13.681	
7 -	30.639	21.194	51.833	83.89	0.503	15:49:05.514	
8 -	30.975	21.320	52.295	83.15	0.965	15:49:57.809	
9 -	31.586	20.925	52.511	82.81	1.181	15:50:50.320	
10 -	31.108	21.452	52.560	82.73	1.230	15:51:42.880	
11 -	31.900	21.418	53.318	81.55	1.988	15:52:36.198	
12 -	31.326	21.310	52.636	82.61	1.306	15:53:28.834	

BMCRC - MRO Championships 2022 - Rnd 9 @ Brands Hatch Indy

MRO Minitwins

RACE 17 - SECTOR ANALYSIS



SECTOR 1 = FL to I1, SECTOR 2 = I1 to FL, DIFF = Difference To Personal Best Lap, P = Crossed Finish Line in Pit Lane, D = Time Disallowed

P4 202		Jack MUIR		Suzuki SV650 -			
IDEAL LAP TIME : 52.509		BEST LAP TIME : 52.759		DIFFERENCE : 0.250			
LAP	SECTOR 1	SECTOR 2	LAP TIME	MPH	DIFF	TIME OF DAY	
1 -		21.264	57.767	75.27	5.008	15:43:57.344	
2 -	32.023	21.243	53.266	81.63	0.507	15:44:50.610	
3 -	31.729	21.030	52.759 (1)	82.42		15:45:43.369	
4 -	31.650	21.214	52.864	82.26	0.105	15:46:36.233	
5 -	31.934	21.160	53.094	81.90	0.335	15:47:29.327	
6 -	31.716	21.409	53.125	81.85	0.366	15:48:22.452	
7 -	31.730	21.128	52.858 (3)	82.26	0.099	15:49:15.310	
8 -	31.479	21.308	52.787 (2)	82.38	0.028	15:50:08.097	
9 -	31.768	21.352	53.120	81.86	0.361	15:51:01.217	
10 -	32.017	21.653	53.670	81.02	0.911	15:51:54.887	
11 -	31.670	21.378	53.048	81.97	0.289	15:52:47.935	
12 -	32.106	21.453	53.559	81.19	0.800	15:53:41.494	

P5 19		Kevin LILLEY		Suzuki SV650 - Trafalgar Cleaning Eqpt. / Steve Jordan Motorcy			
IDEAL LAP TIME : 53.017		BEST LAP TIME : 53.075		DIFFERENCE : 0.058			
LAP	SECTOR 1	SECTOR 2	LAP TIME	MPH	DIFF	TIME OF DAY	
1 -		21.631	58.769	73.99	5.694	15:43:58.346	
2 -	31.821	21.521	53.342	81.52	0.267	15:44:51.688	
3 -	31.700	21.375	53.075 (1)	81.93		15:45:44.763	
4 -	31.797	21.507	53.304 (3)	81.58	0.229	15:46:38.067	
5 -	31.642	21.628	53.270 (2)	81.63	0.195	15:47:31.337	
6 -	31.873	21.569	53.442	81.37	0.367	15:48:24.779	
7 -	31.902	21.692	53.594	81.13	0.519	15:49:18.373	
8 -	32.064	21.690	53.754	80.89	0.679	15:50:12.127	
9 -	31.939	21.783	53.722	80.94	0.647	15:51:05.849	
10 -	31.938	21.813	53.751	80.90	0.676	15:51:59.600	
11 -	31.819	21.653	53.472	81.32	0.397	15:52:53.072	
12 -	32.078	21.439	53.517	81.25	0.442	15:53:46.589	

P6 97		Alex MANN		Suzuki SV650 - Michael Jones Jewellers,Esprit Group,TT50 cars			
IDEAL LAP TIME : 52.727		BEST LAP TIME : 53.004		DIFFERENCE : 0.277			
LAP	SECTOR 1	SECTOR 2	LAP TIME	MPH	DIFF	TIME OF DAY	
1 -		21.737	1:00.150	72.29	7.146	15:43:59.727	
2 -	32.402	21.924	54.326	80.04	1.322	15:44:54.053	
3 -	31.863	21.302	53.165	81.79	0.161	15:45:47.218	
4 -	31.924	21.572	53.496	81.28	0.492	15:46:40.714	
5 -	31.857	21.594	53.451	81.35	0.447	15:47:34.165	
6 -	31.897	21.569	53.466	81.33	0.462	15:48:27.631	
7 -	31.635	21.397	53.032 (2)	81.99	0.028	15:49:20.663	
8 -	31.677	21.439	53.116 (3)	81.86	0.112	15:50:13.779	
9 -	31.425	21.579	53.004 (1)	82.04		15:51:06.783	
10 -	31.544	21.726	53.270	81.63	0.266	15:52:00.053	
11 -	31.719	21.483	53.202	81.73	0.198	15:52:53.255	
12 -	32.051	21.959	54.010	80.51	1.006	15:53:47.265	

BMCRC - MRO Championships 2022 - Rnd 9 @ Brands Hatch Indy

MRO Minitwins

RACE 17 - SECTOR ANALYSIS



SECTOR 1 = FL to I1, SECTOR 2 = I1 to FL, DIFF = Difference To Personal Best Lap, P = Crossed Finish Line in Pit Lane, D = Time Disallowed

P7 81 Malvern MAY		Suzuki SV650 - IMP racing				
IDEAL LAP TIME : 53.152		BEST LAP TIME : 53.363		DIFFERENCE : 0.211		
LAP	SECTOR 1	SECTOR 2	LAP TIME	MPH	DIFF	TIME OF DAY
1 -		21.545	59.324	73.30	5.961	15:43:58.901
2 -	32.847	21.606	54.453	79.85	1.090	15:44:53.354
3 -	32.334	21.466	53.800	80.82	0.437	15:45:47.154
4 -	32.296	21.425	53.721	80.94	0.358	15:46:40.875
5 -	31.942	21.556	53.498 (3)	81.28	0.135	15:47:34.373
6 -	32.111	21.393	53.504	81.27	0.141	15:48:27.877
7 -	31.759	21.683	53.442 (2)	81.37	0.079	15:49:21.319
8 -	31.812	21.551	53.363 (1)	81.49		15:50:14.682
9 -	31.991	21.542	53.533	81.23	0.170	15:51:08.215
10 -	32.047	21.829	53.876	80.71	0.513	15:52:02.091
11 -	31.989	21.565	53.554	81.20	0.191	15:52:55.645
12 -	32.125	21.710	53.835	80.77	0.472	15:53:49.480

P8 6 Martin COOPER		Suzuki SV650 -				
IDEAL LAP TIME : 53.473		BEST LAP TIME : 53.649		DIFFERENCE : 0.176		
LAP	SECTOR 1	SECTOR 2	LAP TIME	MPH	DIFF	TIME OF DAY
1 -		21.907	1:02.809	69.23	9.160	15:44:02.386
2 -	32.664	21.476	54.140	80.32	0.491	15:44:56.526
3 -	32.106	21.595	53.701 (3)	80.97	0.052	15:45:50.227
4 -	32.072	21.604	53.676 (2)	81.01	0.027	15:46:43.903
5 -	32.182	21.559	53.741	80.91	0.092	15:47:37.644
6 -	32.019	21.630	53.649 (1)	81.05		15:48:31.293
7 -	31.997	21.783	53.780	80.85	0.131	15:49:25.073
8 -	32.300	21.576	53.876	80.71	0.227	15:50:18.949
9 -	32.176	21.638	53.814	80.80	0.165	15:51:12.763
10 -	32.134	21.611	53.745	80.91	0.096	15:52:06.508
11 -	32.271	21.642	53.913	80.65	0.264	15:53:00.421
12 -	32.435	21.811	54.246	80.16	0.597	15:53:54.667

P9 99 Lee ELLIS		Suzuki SV650 - ATP Motorsport				
IDEAL LAP TIME : 53.581		BEST LAP TIME : 53.688		DIFFERENCE : 0.107		
LAP	SECTOR 1	SECTOR 2	LAP TIME	MPH	DIFF	TIME OF DAY
1 -		21.781	1:00.018	72.45	6.330	15:43:59.595
2 -	32.388	22.053	54.441	79.87	0.753	15:44:54.036
3 -	32.539	21.651	54.190	80.24	0.502	15:45:48.226
4 -	32.218	21.599	53.817 (3)	80.80	0.129	15:46:42.043
5 -	32.310	21.701	54.011	80.51	0.323	15:47:36.054
6 -	32.309	22.177	54.486	79.81	0.798	15:48:30.540
7 -	32.390	21.741	54.131	80.33	0.443	15:49:24.671
8 -	32.045	21.743	53.788 (2)	80.84	0.100	15:50:18.459
9 -	32.263	21.601	53.864	80.73	0.176	15:51:12.323
10 -	32.097	22.172	54.269	80.13	0.581	15:52:06.592
11 -	32.395	22.080	54.475	79.82	0.787	15:53:01.067
12 -	31.982	21.706	53.688 (1)	80.99		15:53:54.755

BMCRC - MRO Championships 2022 - Rnd 9 @ Brands Hatch Indy

MRO Minitwins

RACE 17 - SECTOR ANALYSIS



SECTOR 1 = FL to I1, SECTOR 2 = I1 to FL, DIFF = Difference To Personal Best Lap, P = Crossed Finish Line in Pit Lane, D = Time Disallowed

P10 5		Barry MANTELL		Suzuki SV 650 -			
IDEAL LAP TIME : 53.467		BEST LAP TIME : 53.588		DIFFERENCE : 0.121			
LAP	SECTOR 1	SECTOR 2	LAP TIME	MPH	DIFF	TIME OF DAY	
1 -		21.591	1:00.470	71.91	6.882	15:44:00.47	
2 -	32.502	21.752	54.254	80.15	0.666	15:44:54.301	
3 -	32.491	21.718	54.209	80.21	0.621	15:45:48.510	
4 -	32.131	21.627	53.758 (2)	80.89	0.170	15:46:42.268	
5 -	32.266	21.830	54.096	80.38	0.508	15:47:36.364	
6 -	32.250	22.218	54.468	79.83	0.880	15:48:30.832	
7 -	32.254	22.060	54.314	80.06	0.726	15:49:25.146	
8 -	31.876	21.712	53.588 (1)	81.14		15:50:18.734	
9 -	32.099	21.957	54.056	80.44	0.468	15:51:12.790	
10 -	32.519	22.080	54.599	79.64	1.011	15:52:07.389	
11 -	31.997	21.873	53.870 (3)	80.72	0.282	15:53:01.259	
12 -	32.119	21.757	53.876	80.71	0.288	15:53:55.135	

P11 34		Andrew JOHNSON		Suzuki SV650 - Rose & Charlie Racing			
IDEAL LAP TIME : 54.088		BEST LAP TIME : 54.325		DIFFERENCE : 0.237			
LAP	SECTOR 1	SECTOR 2	LAP TIME	MPH	DIFF	TIME OF DAY	
1 -		22.254	1:01.943	70.20	7.618	15:44:01.520	
2 -	33.183	21.712	54.895	79.21	0.570	15:44:56.415	
3 -	32.805	21.520	54.325 (1)	80.04		15:45:50.740	
4 -	33.052	21.817	54.869	79.25	0.544	15:46:45.609	
5 -	33.272	21.773	55.045	79.00	0.720	15:47:40.654	
6 -	33.142	21.771	54.913	79.19	0.588	15:48:35.567	
7 -	33.211	21.729	54.940	79.15	0.615	15:49:30.507	
8 -	33.161	21.882	55.043	79.00	0.718	15:50:25.550	
9 -	33.158	21.919	55.077	78.95	0.752	15:51:20.627	
10 -	33.091	21.762	54.853	79.27	0.528	15:52:15.480	
11 -	33.223	21.626	54.849 (3)	79.28	0.524	15:53:10.329	
12 -	32.568	22.045	54.613 (2)	79.62	0.288	15:54:04.942	

P12 48		Shaun WALLIS		Suzuki SV650 - MBC Despatch Racing			
IDEAL LAP TIME : 53.914		BEST LAP TIME : 53.914		DIFFERENCE : 0.000			
LAP	SECTOR 1	SECTOR 2	LAP TIME	MPH	DIFF	TIME OF DAY	
1 -		22.450	1:02.211	69.90	8.297	15:44:01.788	
2 -	33.924	22.127	56.051	77.58	2.137	15:44:57.839	
3 -	32.713	22.032	54.745	79.43	0.831	15:45:52.584	
4 -	33.082	22.332	55.414	78.47	1.500	15:46:47.998	
5 -	32.896	22.015	54.911	79.19	0.997	15:47:42.909	
6 -	32.673	21.874	54.547 (3)	79.72	0.633	15:48:37.456	
7 -	32.787	21.769	54.556	79.70	0.642	15:49:32.012	
8 -	32.254	21.660	53.914 (1)	80.65		15:50:25.926	
9 -	33.211	21.835	55.046	78.99	1.132	15:51:20.972	
10 -	33.301	21.734	55.035	79.01	1.121	15:52:16.007	
11 -	32.358	22.035	54.393 (2)	79.94	0.479	15:53:10.400	
12 -	32.859	21.878	54.737	79.44	0.823	15:54:05.137	

BMCRC - MRO Championships 2022 - Rnd 9 @ Brands Hatch Indy

MRO Minitwins

RACE 17 - SECTOR ANALYSIS



SECTOR 1 = FL to I1, SECTOR 2 = I1 to FL, DIFF = Difference To Personal Best Lap, P = Crossed Finish Line in Pit Lane, D = Time Disallowed

P13 70		Colin HALL		Suzuki SV650 -		
IDEAL LAP TIME : 54.469		BEST LAP TIME : 54.469		DIFFERENCE : 0.000		
LAP	SECTOR 1	SECTOR 2	LAP TIME	MPH	DIFF	TIME OF DAY
1 -		22.633	1:03.431	68.55	8.962	15:44:03.008
2 -	33.243	22.493	55.736	78.02	1.267	15:44:58.744
3 -	32.889	22.187	55.076	78.95	0.607	15:45:53.820
4 -	32.692	22.167	54.859	79.26	0.390	15:46:48.679
5 -	33.158	22.412	55.570	78.25	1.101	15:47:44.249
6 -	32.998	22.531	55.529	78.31	1.060	15:48:39.778
7 -	32.723	22.144	54.867	79.25	0.398	15:49:34.645
8 -	32.697	22.238	54.935	79.15	0.466	15:50:29.580
9 -	32.623	22.067	54.690	79.51	0.221	15:51:24.270
10 -	32.618	21.982	54.600 (3)	79.64	0.131	15:52:18.870
11 -	32.665	21.900	54.565 (2)	79.69	0.096	15:53:13.435
12 -	32.603	21.866	54.469 (1)	79.83		15:54:07.904

P14 47		Tristan BOHANAN		Suzuki SV650 - Myself		
IDEAL LAP TIME : 55.132		BEST LAP TIME : 55.132		DIFFERENCE : 0.000		
LAP	SECTOR 1	SECTOR 2	LAP TIME	MPH	DIFF	TIME OF DAY
1 -		22.363	1:01.996	70.14	6.864	15:44:01.573
2 -	33.933	22.272	56.205	77.37	1.073	15:44:57.778
3 -	33.204	22.156	55.360 (2)	78.55	0.228	15:45:53.138
4 -	33.051	22.081	55.132 (1)	78.87		15:46:48.270
5 -	33.210	22.392	55.602	78.20	0.470	15:47:43.872
6 -	33.205	22.768	55.973	77.69	0.841	15:48:39.845
7 -	33.327	22.516	55.843	77.87	0.711	15:49:35.688
8 -	33.193	22.394	55.587	78.23	0.455	15:50:31.275
9 -	33.089	22.385	55.474 (3)	78.38	0.342	15:51:26.749
10 -	33.064	22.627	55.691	78.08	0.559	15:52:22.440
11 -	33.503	22.383	55.886	77.81	0.754	15:53:18.326
12 -	33.252	22.638	55.890	77.80	0.758	15:54:14.216

P15 82		Simon HEALEY		Suzuki SV650 - Popular Tyres Ltd / Pro Parts Ltd		
IDEAL LAP TIME : 55.420		BEST LAP TIME : 55.452		DIFFERENCE : 0.032		
LAP	SECTOR 1	SECTOR 2	LAP TIME	MPH	DIFF	TIME OF DAY
1 -		22.767	1:04.143	67.79	8.691	15:44:03.720
2 -	33.703	22.441	56.144	77.45	0.692	15:44:59.864
3 -	33.553	22.477	56.030 (2)	77.61	0.578	15:45:55.894
4 -	33.748	22.721	56.469	77.00	1.017	15:46:52.363
5 -	33.834	22.308	56.142	77.45	0.690	15:47:48.505
6 -	33.797	22.393	56.190	77.39	0.738	15:48:44.695
7 -	33.721	22.734	56.455	77.02	1.003	15:49:41.150
8 -	33.534	22.560	56.094 (3)	77.52	0.642	15:50:37.244
9 -	33.569	22.773	56.342	77.18	0.890	15:51:33.586
10 -	33.112	22.340	55.452 (1)	78.42		15:52:29.038
11 -	33.821	22.540	56.361	77.15	0.909	15:53:25.399

P16 18		Stephen LANE		Suzuki SV650 -		
IDEAL LAP TIME :		BEST LAP TIME : 55.769		DIFFERENCE :		
LAP	SECTOR 1	SECTOR 2	LAP TIME	MPH	DIFF	TIME OF DAY
1 -			1:05.202	66.69	9.433	15:44:04.779
2 -			57.228	75.98	1.459	15:45:02.007
3 -			56.817	76.53	1.048	15:45:58.824
4 -			57.066	76.20	1.297	15:46:55.890
5 -			57.222	75.99	1.453	15:47:53.113
6 -			57.167	76.06	1.398	15:48:50.281
7 -			56.095 (3)	77.52	0.326	15:49:46.376
8 -			56.355	77.16	0.586	15:50:42.731
9 -			56.534	76.92	0.765	15:51:39.265
10 -			56.038 (2)	77.60	0.269	15:52:35.303
11 -			55.769 (1)	77.97		15:53:31.072

BMCRC - MRO Championships 2022 - Rnd 9 @ Brands Hatch Indy

MRO Minitwins

RACE 17 - SECTOR ANALYSIS



SECTOR 1 = FL to I1, SECTOR 2 = I1 to FL, DIFF = Difference To Personal Best Lap, P = Crossed Finish Line in Pit Lane, D = Time Disallowed

P17 45		Terence QUINCE		Suzuki SV650 - K&Q		
IDEAL LAP TIME : 55.894		BEST LAP TIME : 56.046		DIFFERENCE : 0.152		
LAP	SECTOR 1	SECTOR 2	LAP TIME	MPH	DIFF	TIME OF DAY
1 -		22.815	1:04.955	66.94	8.909	15:44:04.532
2 -	34.074	22.778	56.852	76.48	0.806	15:45:01.384
3 -	34.062	22.707	56.769	76.60	0.723	15:45:58.153
4 -	34.253	22.945	57.198	76.02	1.152	15:46:55.351
5 -	34.402	23.190	57.592	75.50	1.546	15:47:52.943
6 -	34.063	22.654	56.717	76.67	0.671	15:48:49.660
7 -	33.474	22.666	56.140 (2)	77.45	0.094	15:49:45.800
8 -	33.739	22.801	56.540 (3)	76.91	0.494	15:50:42.340
9 -	33.879	22.834	56.713	76.67	0.667	15:51:39.053
10 -	33.626	22.420	56.046 (1)	77.58		15:52:35.099
11 -	34.448	22.605	57.053	76.22	1.007	15:53:32.152

P18 44		Tony PARKER		Suzuki SV650 - Insta ... emerald_elevators		
IDEAL LAP TIME : 56.426		BEST LAP TIME : 56.586		DIFFERENCE : 0.160		
LAP	SECTOR 1	SECTOR 2	LAP TIME	MPH	DIFF	TIME OF DAY
1 -		23.125	1:04.919	66.98	8.333	15:44:04.496
2 -	34.395	22.974	57.369	75.80	0.783	15:45:01.865
3 -	33.947	22.918	56.865 (3)	76.47	0.279	15:45:58.730
4 -	34.228	22.912	57.140	76.10	0.554	15:46:55.870
5 -	34.044	23.206	57.250	75.95	0.664	15:47:53.120
6 -	34.242	22.855	57.097	76.16	0.511	15:48:50.217
7 -	33.811	22.789	56.600 (2)	76.83	0.014	15:49:46.817
8 -	34.409	22.833	57.242	75.96	0.656	15:50:44.059
9 -	34.205	22.850	57.055	76.21	0.469	15:51:41.114
10 -	33.971	22.615	56.586 (1)	76.84		15:52:37.700
11 -	34.114	22.774	56.888	76.44	0.302	15:53:34.588

P19 37		Stephen WILSON		Suzuki SV650 -		
IDEAL LAP TIME : 55.693		BEST LAP TIME : 55.815		DIFFERENCE : 0.122		
LAP	SECTOR 1	SECTOR 2	LAP TIME	MPH	DIFF	TIME OF DAY
1 -		23.749	1:06.584	65.30	10.769	15:44:06.161
2 -	34.601	23.235	57.836	75.18	2.021	15:45:03.997
3 -	34.127	23.193	57.320	75.86	1.505	15:46:01.317
4 -	34.358	23.274	57.632	75.45	1.817	15:46:58.949
5 -	34.583	22.937	57.520	75.60	1.705	15:47:56.469
6 -	33.989	23.045	57.034	76.24	1.219	15:48:53.503
7 -	33.975	23.071	57.046	76.22	1.231	15:49:50.549
8 -	33.778	22.946	56.724 (3)	76.66	0.909	15:50:47.273
9 -	33.610	22.517	56.127 (2)	77.47	0.312	15:51:43.400
10 -	33.639	23.093	56.732	76.65	0.917	15:52:40.132
11 -	33.176	22.639	55.815 (1)	77.91		15:53:35.947

P20 93		Tony BOTTO		Suzuki SV650 - TB Motorcycles		
IDEAL LAP TIME : 55.934		BEST LAP TIME : 55.934		DIFFERENCE : 0.000		
LAP	SECTOR 1	SECTOR 2	LAP TIME	MPH	DIFF	TIME OF DAY
1 -		22.847	1:05.708	66.18	9.774	15:44:05.285
2 -	34.639	22.618	57.257	75.94	1.323	15:45:02.542
3 -	33.796	22.601	56.397 (3)	77.10	0.463	15:45:58.939
4 -	34.486	22.692	57.178	76.05	1.244	15:46:56.117
5 -	34.048	23.193	57.241	75.97	1.307	15:47:53.358
6 -	34.336	22.801	57.137	76.10	1.203	15:48:50.495
7 -	34.044	22.340	56.384 (2)	77.12	0.450	15:49:46.879
8 -	34.453	22.888	57.341	75.83	1.407	15:50:44.220
9 -	33.675	22.259	55.934 (1)	77.74		15:51:40.154
10 -	39.729	23.456	1:03.185	68.82	7.251	15:52:43.339
11 -	34.400	22.764	57.164	76.07	1.230	15:53:40.503

BMCRC - MRO Championships 2022 - Rnd 9 @ Brands Hatch Indy

MRO Minitwins

RACE 17 - SECTOR ANALYSIS



SECTOR 1 = FL to I1, SECTOR 2 = I1 to FL, DIFF = Difference To Personal Best Lap, P = Crossed Finish Line in Pit Lane, D = Time Disallowed

P21 116		Gareth FAITH		Suzuki SV650 - Sitramoto/Arktis		
IDEAL LAP TIME : 57.106		BEST LAP TIME : 57.281		DIFFERENCE : 0.175		
LAP	SECTOR 1	SECTOR 2	LAP TIME	MPH	DIFF	TIME OF DAY
1 -		23.811	1:07.315	64.60	10.034	15:44:06.892
2 -	34.428	23.227	57.655	75.42	0.374	15:45:04.547
3 -	34.244	23.037	57.281 (1)	75.91		15:46:01.828
4 -	34.521	23.077	57.598	75.49	0.317	15:46:59.426
5 -	34.430	23.061	57.491 (2)	75.63	0.210	15:47:56.917
6 -	34.655	22.862	57.517 (3)	75.60	0.236	15:48:54.434
7 -	34.754	22.964	57.718	75.34	0.437	15:49:52.152
8 -	35.191	23.458	58.649	74.14	1.368	15:50:50.801

BMCRC - MRO Championships 2022 - Rnd 9 @ Brands Hatch Indy

MRO Minitwins

RACE 17 - BEST SECTORS

SECTOR 1			SECTOR 2			IDEAL / BEST COMPARISON						
POS	NO	NAME	TIME	NO	NAME	TIME	POS	NO	NAME	IDEAL	BEST	DIFF
									PERFECT LAP	50.835		
1	26	DAVIES	30.209	26	DAVIES	20.626	1	26	DAVIES	50.835	50.835	0.000
2	79	O'MARA	30.363	184	TWYFORD	20.627	2	184	TWYFORD	51.201	51.228	0.027
3	184	TWYFORD	30.574	79	O'MARA	20.862	3	79	O'MARA	51.225	51.330	0.105
4	97	MANN	31.425	202	MUIR	21.030	4	202	MUIR	52.509	52.759	0.250
5	202	MUIR	31.479	97	MANN	21.302	5	97	MANN	52.727	53.004	0.277
6	19	LILLEY	31.642	19	LILLEY	21.375	6	19	LILLEY	53.017	53.075	0.058
7	81	MAY	31.759	81	MAY	21.393	7	81	MAY	53.152	53.363	0.211
8	5	MANTELL	31.876	6	COOPER	21.476	8	5	MANTELL	53.467	53.588	0.121
9	99	ELLIS	31.982	34	JOHNSON	21.520	9	6	COOPER	53.473	53.649	0.176
10	6	COOPER	31.997	5	MANTELL	21.591	10	99	ELLIS	53.581	53.688	0.107
11	48	WALLIS	32.254	99	ELLIS	21.599	11	48	WALLIS	53.914	53.914	0.000
12	34	JOHNSON	32.568	48	WALLIS	21.660	12	34	JOHNSON	54.088	54.325	0.237
13	70	HALL	32.603	70	HALL	21.866	13	70	HALL	54.469	54.469	0.000
14	47	BOHANAN	33.051	47	BOHANAN	22.081	14	47	BOHANAN	55.132	55.132	0.000
15	82	HEALEY	33.112	93	BOTTO	22.259	15	82	HEALEY	55.420	55.452	0.032
16	37	WILSON	33.176	82	HEALEY	22.308	16	37	WILSON	55.693	55.815	0.122
17	45	QUINCE	33.474	45	QUINCE	22.420	17	45	QUINCE	55.894	56.046	0.152
18	93	BOTTO	33.675	37	WILSON	22.517	18	93	BOTTO	55.934	55.934	0.000
19	44	PARKER	33.811	44	PARKER	22.615	19	44	PARKER	56.426	56.586	0.160
20	116	FAITH	34.244	116	FAITH	22.862	20	116	FAITH	57.106	57.281	0.175
21							21	18	LANE		55.769	

BMCRC - MRO Championships 2022 - Rnd 9 @ Brands Hatch Indy

MRO Minitwins

RACE 17 - STATISTICS

Competitors Started 21
Planned Start 2022-10-02 @ 16:25:00.000
Actual Start 2022-10-02 @ 15:42:59.576
Finish Time 2022-10-02 @ 15:53:22.581
Track Length 1.2079mi.
Total Laps 242
Total Distance Covered 292.3228mi.

Session Fastest Lap History

NO	NAME	LAP TIME	TIME OF DAY	LAP	VEHICLE
26	Glynn DAVIES	51.628	15:44:47.396	2	Suzuki SV650
79	James O'MARA	51.574	15:44:47.830	2	Suzuki SV650
26	Glynn DAVIES	51.123	15:45:38.519	3	Suzuki SV650
26	Glynn DAVIES	51.031	15:46:29.550	4	Suzuki SV650
26	Glynn DAVIES	50.835	15:49:54.908	8	Suzuki SV650

Session Leader History

NO	NAME	FROM LAP	LAPS LED	DISTANCE	VEHICLE
26	Glynn DAVIES	1	12	14.49 miles	Suzuki SV650

Flag History

TYPE	TIME OF DAY
GREEN	15:42:59.576
FINISH	15:53:22.581

Flag Statistics

TYPE	COUNT	TOTAL LAPS	TOTAL TIME
Green	1	12	11:18.329
Red	0	0	0.000
Safety Car	0	0	0.000
FCY	0	0	0.000

Kawasaki

*Team
Green*
JUNIOR CUP

ACU TEAM GREEN JUNIOR CUP & SENIOR 300



BMCRC-MRO Championships - Round 9
Brands Hatch Indy
1st / 2nd October 2022



Timing & Results Provided by Timing Solutions Ltd

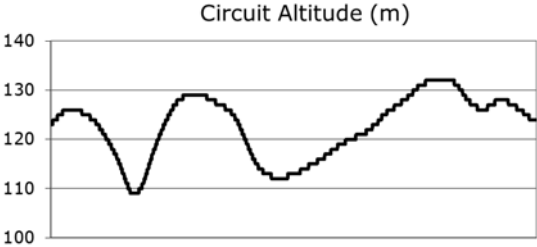
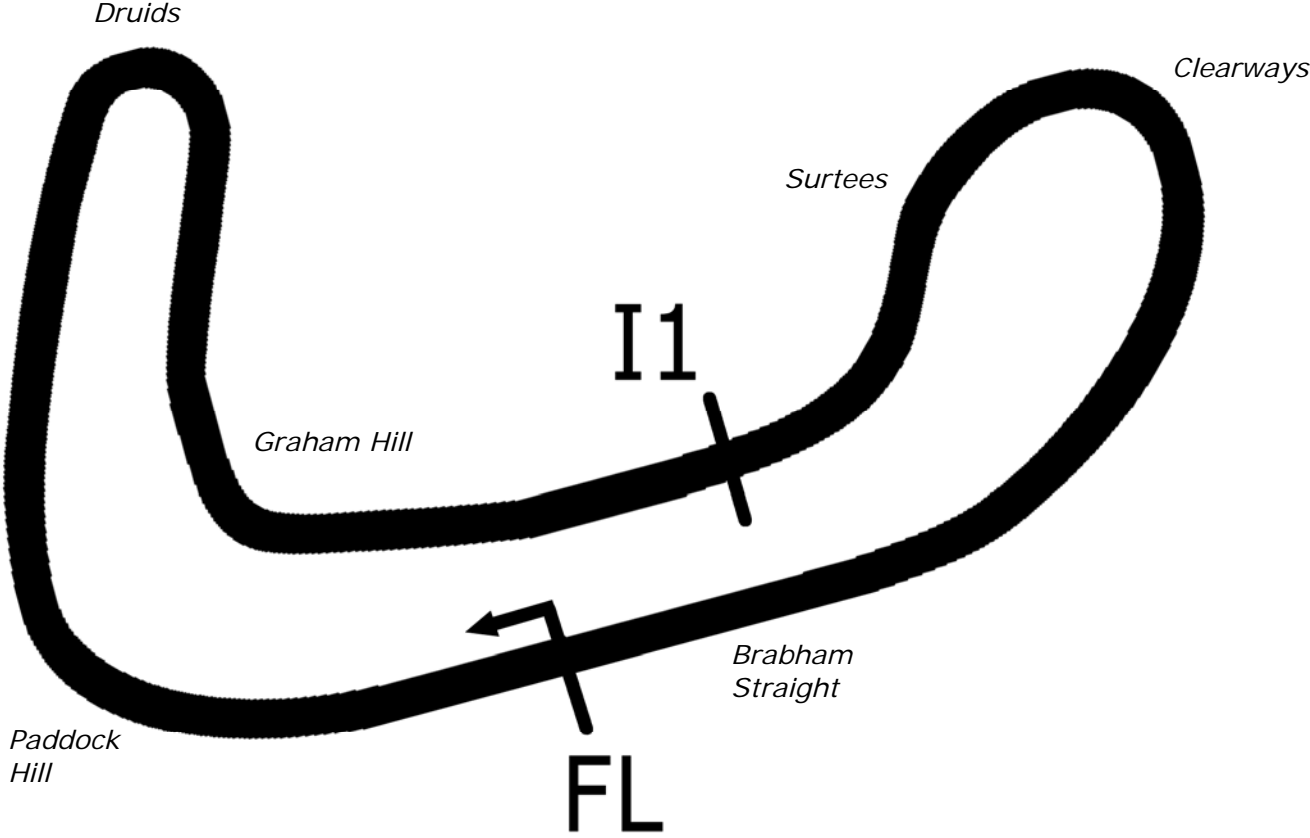
www.tsl-timing.com

Brands Hatch Indy



SPORTS TIMING

TIMING SOLUTIONS LTD



Length	1.2079 miles	1944.0 m	
FL		51.36032 N	0.26032 E
I1	1112m	51.35934 N	0.25955 E
Pit Entry	1669m	51.35911 N	0.25743 E
Pit Exit	26m after FL	51.36027 N	0.26078 E
Pit Entry–Pit Exit 277m, 16.6s @60kph, 12.4s @80kph			

BMCRC - MRO Championships 2022 - Rnd 9 @ Brands Hatch Indy



ACU Team Green Junior Cup & Senior 300

QUALIFYING - CLASSIFICATION

Kawasaki

POS	NO	CL	PIC NAME	ENTRY	TIME	ON	LAPS	GAP	DIFF	MPH
1	95	J	1 Greg MARSHALL	Kawasaki NINJA 300 - Mum & Dad; HEL Performance	57.436	13	13			75.71
2	60	J	2 Lennon DOCHERTY	Kawasaki NINJA 400 - Doc Fit Training	58.127	11	12	0.691	0.691	74.81
3	19	J	3 James O'MARA	Kawasaki NINJA 400 - BRP Machining Ltd	58.219	11	12	0.783	0.092	74.69
4	27	J	4 Felix DORLING	Kawasaki NINJA 400 - Kernow Controls	58.442	10	12	1.006	0.223	74.40
5	72	J	5 Samuel MUNSON	Kawazaki NINJA 400 -	58.468	10	12	1.032	0.026	74.37
6	777	J	6 Maximus HARDY	Kawasaki NINJA 400 - DAD	58.686	11	12	1.250	0.218	74.09
7	311	J	7 Nathan-Ellis WARD	Kawasaki NINJA 300 - Zipped up racing	58.815	9	9	1.379	0.129	73.93
8	141	J	8 Noah GUILLERY	Kawasaki NINJA 300 - MDM-R	58.869	9	10	1.433	0.054	73.86
9	31	J	9 Robbie PARK	Kawasaki NINJA - Mom	59.110	7	9	1.674	0.241	73.56
10	125	J	10 Ben JOLLIFFE	Kawasaki NINJA 400 -	59.117	11	12	1.681	0.007	73.55
11	35	J	11 Zack WESTON	Kawasaki NINJA 400 - NW Racing	59.356	12	12	1.920	0.239	73.26
12	20	J	12 Jack MUIR	Kawasaki NINJA 400 -	59.493	9	9	2.057	0.137	73.09
13	91	J	13 Sam HIRST	Kawasaki NINJA - Valley Racing	59.574	12	12	2.138	0.081	72.99
14	191	J	14 Craig DANCE	Kawasaki NINJA 300 - 2 brothers scaffolding	59.819	10	12	2.383	0.245	72.69
15	62	S	1 Nicholas BETTRIDGE	Kawasaki NINJA - Weald builders	1:00.263	12	12	2.827	0.444	72.16
16	18	J	15 George HIGGINS	Kawasaki NINJA 400 - Aztec Racing	1:00.297	10	12	2.861	0.034	72.11
17	58	J	16 Matthew WOOD	Kawasaki NINJA 300 - Pull the Pin Racing	1:01.054	9	9	3.618	0.757	71.22
18	118	J	17 Max HALL	Kawasaki NINJA 300 - Racecraft rider development	1:01.185	8	11	3.749	0.131	71.07
19	0	S	2 Elizabeth CLEAVER	Kawasaki NINJA 400 -	1:01.285	11	11	3.849	0.100	70.95
20	66	S	3 Mark SMITH	Kawasaki NINJA 300 - IMP RACING	1:02.295	11	11	4.859	1.010	69.80
21	50	J	18 Jay YELDHAM	Kawasaki NINJA 400 - WKD Installations	1:02.685	10	11	5.249	0.390	69.37
22	400	S	4 Stuart THURTLE	Kawasaki NINJA 400 - TeamTortoise Racing	1:03.154	10	11	5.718	0.469	68.85
23	77	J	19 Joe WHITE	Kawasaki NINJA 400 - Just In Graphics /MZ CONTRAC	1:03.228	7	11	5.792	0.074	68.77
24	54	S	5 Ben SCOTT	Kawasaki NINJA 250 - GI Landscapes VampTech	1:03.494	10	11	6.058	0.266	68.48
25	70	S	6 Justin WHITE	Kawasaki NINJA 400 - Just In Graphics	1:03.522	11	11	6.086	0.028	68.45
26	73	S	7 Jemma HANNAFORD	Kawasaki NINJA 300 -	1:03.738	10	11	6.302	0.216	68.22
27	135	J	20 Jack NEWTON	Kawasaki NINJA 300 - York motorbikes	1:05.244	8	11	7.808	1.506	66.65
28	33	J	21 Patrick KLINGE	Kawasaki NINJA 300 -	1:06.333	7	10	8.897	1.089	65.55
29	48	S	8 Kevin SABBARTON	Kawasaki NINJA 300 -	1:07.451	4	4	10.015	1.118	64.47
30	87	J	22 Sam ATKINSON	Kawasaki NINJA 300 - Major Heat	1:08.387	6	9	10.951	0.936	63.58
31	99	S	9 Daniel ATKINSON	Kawasaki NINJA 300 - Major heat	1:08.520	6	6	11.084	0.133	63.46
32	4	S	10 Nigel FRANKLIN	Kawasaki NINJA - Jane Franklin	1:09.220	10	10	11.784	0.700	62.82

Weather / Track : Sunny / Drying

These results are provisional until the conclusion of any judicial and technical matters.

Brands Hatch Indy: 1.2079 miles
Date: 01/10/2022 Start: 09:54 Finish: 10:07

Clerk Of Course :	Stewards :	Timekeeper : <i>Craig Smith</i>
-------------------	------------	------------------------------------

Results can be found at www.tsl-timing.com

Printed - 10:08 Saturday, 01 October 2022



BMCRC - MRO Championships 2022 - Rnd 9 @ Brands Hatch Indy

ACU Team Green Junior Cup & Senior 300

QUALIFYING - SECTOR ANALYSIS



SECTOR 1 = FL to I1, SECTOR 2 = I1 to FL, DIFF = Difference To Personal Best Lap, P = Crossed Finish Line in Pit Lane, D = Time Disallowed

P1 95 J Greg MARSHALL		Kawasaki NINJA 300 - Mum & Dad; HEL Performance				
IDEAL LAP TIME : 57.436		BEST LAP TIME : 57.436		DIFFERENCE : 0.000		
LAP	SECTOR 1	SECTOR 2	LAP TIME	MPH	DIFF	TIME OF DAY
1 -	44.270	27.590	1:11.860	60.51	14.424	09:55:57.669
2 -	38.443	25.661	1:04.104	67.83	6.668	09:57:01.773
3 -	36.871	24.501	1:01.372	70.85	3.936	09:58:03.145
4 -	35.846	23.684	59.530	73.04	2.094	09:59:02.675
5 -	35.730	24.853	1:00.583	71.77	3.147	10:00:03.258
6 -	36.002	23.682	59.684	72.86	2.248	10:01:02.942
7 -	35.112	23.366	58.478	74.36	1.042	10:02:01.420
8 -	35.644	23.763	59.407	73.20	1.971	10:03:00.827
9 -	36.104	23.570	59.674	72.87	2.238	10:04:00.501
10 -	35.039	23.247	58.286 (3)	74.60	0.850	10:04:58.787
11 -	34.603	23.700	58.303	74.58	0.867	10:05:57.090
12 -	34.620	23.110	57.730 (2)	75.32	0.294	10:06:54.820
13 -	34.340	23.096	57.436 (1)	75.71		10:07:52.256

P2 60 J Lennon DOCHERTY		Kawasaki NINJA 400 - Doc Fit Training				
IDEAL LAP TIME : 58.127		BEST LAP TIME : 58.127		DIFFERENCE : 0.000		
LAP	SECTOR 1	SECTOR 2	LAP TIME	MPH	DIFF	TIME OF DAY
1 -	39.350	25.296	1:04.646	67.26	6.519	09:56:14.282
2 -	36.571	24.807	1:01.378	70.84	3.251	09:57:15.660
3 -	36.329	24.979	1:01.308	70.93	3.181	09:58:16.968
4 -	36.112	24.136	1:00.248	72.17	2.121	09:59:17.216
5 -	36.485	24.506	1:00.991	71.29	2.864	10:00:18.207
6 -	36.126	24.695	1:00.821	71.49	2.694	10:01:19.028
7 -	35.868	24.008	59.876	72.62	1.749	10:02:18.904
8 -	37.398	23.898	1:01.296	70.94	3.169	10:03:20.200
9 -	35.300	23.450	58.750 (3)	74.01	0.623	10:04:18.950
10 -	35.176	23.543	58.719 (2)	74.05	0.592	10:05:17.669
11 -	34.769	23.358	58.127 (1)	74.81		10:06:15.796
12 -	34.794	24.544	59.338	73.28	1.211	10:07:15.134

P3 19 J James O'MARA		Kawasaki NINJA 400 - BRP Machining Ltd				
IDEAL LAP TIME : 58.219		BEST LAP TIME : 58.219		DIFFERENCE : 0.000		
LAP	SECTOR 1	SECTOR 2	LAP TIME	MPH	DIFF	TIME OF DAY
1 -	38.895	25.788	1:04.683	67.22	6.464	09:56:12.372
2 -	37.088	24.925	1:02.013	70.12	3.794	09:57:14.385
3 -	37.063	25.097	1:02.160	69.95	3.941	09:58:16.545
4 -	36.143	24.080	1:00.223	72.20	2.004	09:59:16.768
5 -	36.897	24.693	1:01.590	70.60	3.371	10:00:18.358
6 -	36.193	24.623	1:00.816	71.50	2.597	10:01:19.174
7 -	35.877	23.838	59.715	72.82	1.496	10:02:18.889
8 -	37.242	23.635	1:00.877	71.43	2.658	10:03:19.766
9 -	35.214	23.488	58.702 (2)	74.07	0.483	10:04:18.468
10 -	35.219	24.074	59.293 (3)	73.34	1.074	10:05:17.761
11 -	35.014	23.205	58.219 (1)	74.69		10:06:15.980
12 -	36.278	24.684	1:00.962	71.33	2.743	10:07:16.942

BMCRC - MRO Championships 2022 - Rnd 9 @ Brands Hatch Indy

ACU Team Green Junior Cup & Senior 300

QUALIFYING - SECTOR ANALYSIS



SECTOR 1 = FL to I1, SECTOR 2 = I1 to FL, DIFF = Difference To Personal Best Lap, P = Crossed Finish Line in Pit Lane, D = Time Disallowed

P4 27 J Felix DORLING		Kawasaki NINJA 400 - Kernow Controls				
IDEAL LAP TIME : 58.442		BEST LAP TIME : 58.442		DIFFERENCE : 0.000		
LAP	SECTOR 1	SECTOR 2	LAP TIME	MPH	DIFF	TIME OF DAY
1 -	39.398	25.777	1:05.175	66.72	6.733	09:56:06.951
2 -	37.509	25.925	1:03.434	68.55	4.992	09:57:10.385
3 -	37.014	24.525	1:01.539	70.66	3.097	09:58:11.924
4 -	36.155	24.201	1:00.356	72.04	1.914	09:59:12.280
5 -	35.829	24.086	59.915	72.57	1.473	10:00:12.195
6 -	37.289	24.194	1:01.483	70.72	3.041	10:01:13.678
7 -	36.321	23.690	1:00.011	72.46	1.569	10:02:13.689
8 -	35.580	23.759	59.339	73.28	0.897	10:03:13.028
9 -	35.514	23.674	59.188 (2)	73.47	0.746	10:04:12.216
10 -	35.257	23.185	58.442 (1)	74.40		10:05:10.658
11 -	35.266	24.050	59.316 (3)	73.31	0.874	10:06:09.974
12 -	35.884	23.744	59.628	72.92	1.186	10:07:09.602

P5 72 J Samuel MUNSON		Kawazaki NINJA 400 -				
IDEAL LAP TIME : 58.427		BEST LAP TIME : 58.468		DIFFERENCE : 0.041		
LAP	SECTOR 1	SECTOR 2	LAP TIME	MPH	DIFF	TIME OF DAY
1 -	44.784	27.097	1:11.881	60.49	13.413	09:56:24.391
2 -	40.374	26.166	1:06.540	65.35	8.072	09:57:30.931
3 -	39.443	24.942	1:04.385	67.54	5.917	09:58:35.316
4 -	38.233	25.029	1:03.262	68.73	4.794	09:59:38.578
5 -	38.564	25.196	1:03.760	68.20	5.292	10:00:42.338
6 -	37.002	24.361	1:01.363	70.86	2.895	10:01:43.701
7 -	36.298	23.747	1:00.045	72.42	1.577	10:02:43.746
8 -	35.381	23.918	59.299 (3)	73.33	0.831	10:03:43.045
9 -	35.807	23.807	59.614	72.94	1.146	10:04:42.659
10 -	35.204	23.264	58.468 (1)	74.37		10:05:41.127
11 -	35.280	24.746	1:00.026	72.44	1.558	10:06:41.153
12 -	35.163	24.054	59.217 (2)	73.43	0.749	10:07:40.370

P6 777 J Maximus HARDY		Kawasaki NINJA 400 - DAD				
IDEAL LAP TIME : 58.510		BEST LAP TIME : 58.686		DIFFERENCE : 0.176		
LAP	SECTOR 1	SECTOR 2	LAP TIME	MPH	DIFF	TIME OF DAY
1 -	41.285	26.497	1:07.782	64.15	9.096	09:56:44.059
2 -	39.002	25.597	1:04.599	67.31	5.913	09:57:48.658
3 -	39.501	25.878	1:05.379	66.51	6.693	09:58:54.037
4 -	37.870	24.839	1:02.709	69.34	4.023	09:59:56.746
5 -	37.157	24.518	1:01.675	70.50	2.989	10:00:58.421
6 -	36.889	24.324	1:01.213	71.04	2.527	10:01:59.634
7 -	37.842	24.277	1:02.119	70.00	3.433	10:03:01.753
8 -	36.658	24.081	1:00.739	71.59	2.053	10:04:02.492
9 -	36.833	23.900	1:00.733	71.60	2.047	10:05:03.225
10 -	35.274	23.626	58.900 (2)	73.83	0.214	10:06:02.125
11 -	35.224	23.462	58.686 (1)	74.09		10:07:00.811
12 -	35.048	24.302	59.350 (3)	73.27	0.664	10:08:00.161

P7 311 J Nathan-Ellis WARD		Kawasaki NINJA 300 - Zipped up racing				
IDEAL LAP TIME : 58.723		BEST LAP TIME : 58.815		DIFFERENCE : 0.092		
LAP	SECTOR 1	SECTOR 2	LAP TIME	MPH	DIFF	TIME OF DAY
1 -	OUTLAP	26.181	1:09.162	62.87	10.347	09:57:36.590
2 -	38.223	24.794	1:03.017	69.00	4.202	09:58:39.607
3 -	37.006	25.071	1:02.077	70.05	3.262	09:59:41.684
4 -	36.458	24.403	1:00.861	71.45	2.046	10:00:42.545
5 -	36.654	24.559	1:01.213	71.04	2.398	10:01:43.758
6 -	36.103	23.788	59.891	72.60	1.076	10:02:43.649
7 -	35.378	24.064	59.442 (2)	73.15	0.627	10:03:43.091
8 -	35.674	23.864	59.538 (3)	73.03	0.723	10:04:42.629
9 -	34.935	23.880	58.815 (1)	73.93		10:05:41.444

BMCRC - MRO Championships 2022 - Rnd 9 @ Brands Hatch Indy

ACU Team Green Junior Cup & Senior 300

QUALIFYING - SECTOR ANALYSIS



SECTOR 1 = FL to I1, SECTOR 2 = I1 to FL, DIFF = Difference To Personal Best Lap, P = Crossed Finish Line in Pit Lane, D = Time Disallowed

P8 141 J		Noah GUILLERY		Kawasaki NINJA 300 - MDM-R			
IDEAL LAP TIME : 58.784		BEST LAP TIME : 58.869		DIFFERENCE : 0.085			
LAP	SECTOR 1	SECTOR 2	LAP TIME	MPH	DIFF	TIME OF DAY	
1 -	43.821	27.159	1:10.980	61.26	12.111	09:56:46.032	
2 -	40.277	26.593	1:06.870	65.03	8.001	09:57:52.902	
3 -	38.953	27.652	1:06.605	65.28	7.736	09:58:59.507	
4 -	39.235	25.374	1:04.609	67.30	5.740	10:00:04.116	
5 -	39.572	25.199	1:04.771	67.13	5.902	10:01:08.887	
6 -	38.497	24.735	1:03.232	68.77	4.363	10:02:12.119	
7 -	36.253	24.249	1:00.502	71.87	1.633	10:03:12.621	
8 -	36.325	23.842	1:00.167 (3)	72.27	1.298	10:04:12.788	
9 -	35.439	23.430	58.869 (1)	73.86		10:05:11.657	
10 -	35.354	23.643	58.997 (2)	73.70	0.128	10:06:10.654	

P9 31 J		Robbie PARK		Kawasaki NINJA - Mom			
IDEAL LAP TIME : 59.098		BEST LAP TIME : 59.110		DIFFERENCE : 0.012			
LAP	SECTOR 1	SECTOR 2	LAP TIME	MPH	DIFF	TIME OF DAY	
1 -	OUTLAP	25.780	1:09.452	62.61	10.342	09:59:02.622	
2 -	38.793	24.845	1:03.638	68.33	4.528	10:00:06.260	
3 -	38.272	25.176	1:03.448	68.53	4.338	10:01:09.708	
4 -	37.324	24.619	1:01.943	70.20	2.833	10:02:11.651	
5 -	36.317	23.987	1:00.304 (3)	72.11	1.194	10:03:11.955	
6 -	36.593	24.042	1:00.635	71.71	1.525	10:04:12.590	
7 -	35.540	23.570	59.110 (1)	73.56		10:05:11.700	
8 -	35.528	23.611	59.139 (2)	73.53	0.029	10:06:10.839	
9 -	37.470	24.465	1:01.935	70.21	2.825	10:07:12.774	

P10 125 J		Ben JOLLIFFE		Kawasaki NINJA 400 -			
IDEAL LAP TIME : 58.854		BEST LAP TIME : 59.117		DIFFERENCE : 0.263			
LAP	SECTOR 1	SECTOR 2	LAP TIME	MPH	DIFF	TIME OF DAY	
1 -	42.558	26.092	1:08.650	63.34	9.533	09:56:22.822	
2 -	39.140	26.350	1:05.490	66.40	6.373	09:57:28.312	
3 -	37.186	24.533	1:01.719	70.45	2.602	09:58:30.031	
4 -	36.881	25.352	1:02.233	69.87	3.116	09:59:32.264	
5 -	35.869	24.231	1:00.100	72.35	0.983	10:00:32.364	
6 -	36.263	24.210	1:00.473	71.90	1.356	10:01:32.837	
7 -	35.697	23.882	59.579	72.98	0.462	10:02:32.416	
8 -	36.426	23.681	1:00.107	72.34	0.990	10:03:32.523	
9 -	35.332	23.845	59.177 (2)	73.48	0.060	10:04:31.700	
10 -	35.395	23.862	59.257 (3)	73.38	0.140	10:05:30.957	
11 -	35.595	23.522	59.117 (1)	73.55		10:06:30.074	
12 -	36.385	25.077	1:01.462	70.75	2.345	10:07:31.536	

P11 35 J		Zack WESTON		Kawasaki NINJA 400 - NW Racing			
IDEAL LAP TIME : 59.262		BEST LAP TIME : 59.356		DIFFERENCE : 0.094			
LAP	SECTOR 1	SECTOR 2	LAP TIME	MPH	DIFF	TIME OF DAY	
1 -	41.654	26.465	1:08.119	63.83	8.763	09:56:20.351	
2 -	38.334	24.887	1:03.221	68.78	3.865	09:57:23.572	
3 -	36.731	24.255	1:00.986	71.30	1.630	09:58:24.558	
4 -	36.958	24.120	1:01.078	71.19	1.722	09:59:25.636	
5 -	37.680	24.218	1:01.898	70.25	2.542	10:00:27.534	
6 -	36.311	23.960	1:00.271	72.15	0.915	10:01:27.805	
7 -	35.911	25.730	1:01.641	70.54	2.285	10:02:29.446	
8 -	36.093	23.737	59.830 (2)	72.68	0.474	10:03:29.276	
9 -	35.860	24.173	1:00.033 (3)	72.43	0.677	10:04:29.309	
10 -	35.810	24.491	1:00.301	72.11	0.945	10:05:29.610	
11 -	36.754	23.581	1:00.335	72.07	0.979	10:06:29.945	
12 -	35.681	23.675	59.356 (1)	73.26		10:07:29.301	

BMCRC - MRO Championships 2022 - Rnd 9 @ Brands Hatch Indy

ACU Team Green Junior Cup & Senior 300

QUALIFYING - SECTOR ANALYSIS



SECTOR 1 = FL to I1, SECTOR 2 = I1 to FL, DIFF = Difference To Personal Best Lap, P = Crossed Finish Line in Pit Lane, D = Time Disallowed

P12 20 J		Jack MUIR		Kawasaki NINJA 400 -			
IDEAL LAP TIME : 59.493		BEST LAP TIME : 59.493		DIFFERENCE : 0.000			
LAP	SECTOR 1	SECTOR 2	LAP TIME	MPH	DIFF	TIME OF DAY	
1 -	41.899	26.775	1:08.674	63.32	9.181	09:56:19.913	
2 -	38.556	25.217	1:03.773	68.18	4.280	09:57:23.686	
3 -	37.371	25.056	1:02.427	69.65	2.934	09:58:26.113	
4 -	39.004	24.485	1:03.489	68.49	3.996	09:59:29.602	
5 -	36.578	24.254	1:00.832 (2)	71.48	1.339	10:00:30.434	
6 -	36.560	IN PIT	3:58.675 P	18.21	2:59.182	10:04:29.109	
7 -	OUTLAP	24.925	1:06.162	65.72	6.669	10:05:35.271	
8 -	36.104	24.865	1:00.969 (3)	71.32	1.476	10:06:36.240	
9 -	35.557	23.936	59.493 (1)	73.09		10:07:35.733	

P13 91 J		Sam HIRST		Kawasaki NINJA - Valley Racing			
IDEAL LAP TIME : 59.566		BEST LAP TIME : 59.574		DIFFERENCE : 0.008			
LAP	SECTOR 1	SECTOR 2	LAP TIME	MPH	DIFF	TIME OF DAY	
1 -	41.528	26.466	1:07.994	63.95	8.420	09:56:21.173	
2 -	38.546	25.205	1:03.751	68.21	4.177	09:57:24.924	
3 -	37.132	24.934	1:02.066	70.06	2.492	09:58:26.990	
4 -	37.617	24.588	1:02.205	69.90	2.631	09:59:29.195	
5 -	36.312	24.414	1:00.726	71.61	1.152	10:00:29.921	
6 -	36.435	24.476	1:00.911	71.39	1.337	10:01:30.832	
7 -	36.283	24.163	1:00.446	71.94	0.872	10:02:31.278	
8 -	36.203	24.539	1:00.742	71.59	1.168	10:03:32.020	
9 -	35.699	23.994	59.693 (2)	72.84	0.119	10:04:31.713	
10 -	37.298	24.007	1:01.305	70.93	1.731	10:05:33.018	
11 -	35.870	24.564	1:00.434 (3)	71.95	0.860	10:06:33.452	
12 -	35.572	24.002	59.574 (1)	72.99		10:07:33.026	

P14 191 J		Craig DANCE		Kawasaki NINJA 300 - 2 brothers scaffolding			
IDEAL LAP TIME : 59.285		BEST LAP TIME : 59.819		DIFFERENCE : 0.534			
LAP	SECTOR 1	SECTOR 2	LAP TIME	MPH	DIFF	TIME OF DAY	
1 -	43.793	27.069	1:10.862	61.36	11.043	09:56:32.057	
2 -	40.886	26.071	1:06.957	64.94	7.138	09:57:39.014	
3 -	42.093	25.366	1:07.459	64.46	7.640	09:58:46.473	
4 -	38.184	24.960	1:03.144	68.86	3.325	09:59:49.617	
5 -	37.727	24.780	1:02.507	69.56	2.688	10:00:52.124	
6 -	37.572	25.368	1:02.940	69.09	3.121	10:01:55.064	
7 -	38.009	24.655	1:02.664	69.39	2.845	10:02:57.728	
8 -	37.261	24.533	1:01.794	70.37	1.975	10:03:59.522	
9 -	36.259	23.723	59.982 (3)	72.49	0.163	10:04:59.504	
10 -	35.868	23.951	59.819 (1)	72.69		10:05:59.323	
11 -	36.281	23.860	1:00.141	72.30	0.322	10:06:59.464	
12 -	35.562	24.320	59.882 (2)	72.61	0.063	10:07:59.346	

P15 62 S		Nicholas BETTRIDGE		Kawasaki NINJA - Weald builders			
IDEAL LAP TIME : 1:00.263		BEST LAP TIME : 1:00.263		DIFFERENCE : 0.000			
LAP	SECTOR 1	SECTOR 2	LAP TIME	MPH	DIFF	TIME OF DAY	
1 -	43.461	26.860	1:10.321	61.83	10.058	09:56:20.444	
2 -	41.622	26.683	1:08.305	63.66	8.042	09:57:28.749	
3 -	39.643	25.812	1:05.455	66.43	5.192	09:58:34.204	
4 -	38.466	25.825	1:04.291	67.63	4.028	09:59:38.495	
5 -	38.522	25.384	1:03.906	68.04	3.643	10:00:42.401	
6 -	37.831	24.936	1:02.767	69.28	2.504	10:01:45.168	
7 -	37.195	24.754	1:01.949	70.19	1.686	10:02:47.117	
8 -	36.997	24.727	1:01.724	70.45	1.461	10:03:48.841	
9 -	36.807	24.592	1:01.399 (3)	70.82	1.136	10:04:50.240	
10 -	37.672	24.573	1:02.245	69.86	1.982	10:05:52.485	
11 -	36.346	24.336	1:00.682 (2)	71.66	0.419	10:06:53.167	
12 -	36.146	24.117	1:00.263 (1)	72.16		10:07:53.430	

BMCRC - MRO Championships 2022 - Rnd 9 @ Brands Hatch Indy

ACU Team Green Junior Cup & Senior 300

QUALIFYING - SECTOR ANALYSIS



SECTOR 1 = FL to I1, SECTOR 2 = I1 to FL, DIFF = Difference To Personal Best Lap, P = Crossed Finish Line in Pit Lane, D = Time Disallowed

P16 18 J		George HIGGINS		Kawasaki NINJA 400 - Aztec Racing			
IDEAL LAP TIME : 59.743		BEST LAP TIME : 1:00.297		DIFFERENCE : 0.554			
LAP	SECTOR 1	SECTOR 2	LAP TIME	MPH	DIFF	TIME OF DAY	
1 -	41.429	26.994	1:08.423	63.55	8.126	09:56:22.530	
2 -	39.153	25.722	1:04.875	67.03	4.578	09:57:27.405	
3 -	37.379	25.130	1:02.509	69.56	2.212	09:58:29.914	
4 -	37.643	26.871	1:04.514	67.40	4.217	09:59:34.428	
5 -	36.518	24.879	1:01.397	70.82	1.100	10:00:35.825	
6 -	36.699	24.493	1:01.192 (3)	71.06	0.895	10:01:37.017	
7 -	36.309	26.013	1:02.322	69.77	2.025	10:02:39.339	
8 -	36.260	24.572	1:00.832 (2)	71.48	0.535	10:03:40.171	
9 -	37.970	24.428	1:02.398	69.69	2.101	10:04:42.569	
10 -	36.279	24.018	1:00.297 (1)	72.11		10:05:42.866	
11 -	35.725	25.473	1:01.198	71.05	0.901	10:06:44.064	
12 -	37.486	25.523	1:03.009	69.01	2.712	10:07:47.073	

P17 58 J		Matthew WOOD		Kawasaki NINJA 300 - Pull the Pin Racing			
IDEAL LAP TIME : 1:00.554		BEST LAP TIME : 1:01.054		DIFFERENCE : 0.500			
LAP	SECTOR 1	SECTOR 2	LAP TIME	MPH	DIFF	TIME OF DAY	
1 -	40.441	25.668	1:06.109	65.77	5.055	09:56:15.502	
2 -	37.621	24.856	1:02.477 (3)	69.60	1.423	09:57:17.979	
3 -	38.431	25.625	1:04.056	67.88	3.002	09:58:22.035	
4 -	37.087	25.959	1:03.046	68.97	1.992	09:59:25.081	
5 -	37.730	24.830	1:02.560	69.51	1.506	10:00:27.641	
6 -	36.659	IN PIT	3:28.692 P	20.83	2:27.638	10:03:56.333	
7 -	OUTLAP	24.863	1:08.494	63.48	7.440	10:05:04.827	
8 -	36.901	24.389	1:01.290 (2)	70.95	0.236	10:06:06.117	
9 -	36.165	24.889	1:01.054 (1)	71.22		10:07:07.171	

P18 118 J		Max HALL		Kawasaki NINJA 300 - Racecraft rider development			
IDEAL LAP TIME : 1:00.721		BEST LAP TIME : 1:01.185		DIFFERENCE : 0.464			
LAP	SECTOR 1	SECTOR 2	LAP TIME	MPH	DIFF	TIME OF DAY	
1 -	45.222	28.617	1:13.839	58.89	12.654	09:57:08.826	
2 -	42.184	27.062	1:09.246	62.79	8.061	09:58:18.072	
3 -	39.830	26.361	1:06.191	65.69	5.006	09:59:24.263	
4 -	39.182	25.402	1:04.584	67.33	3.399	10:00:28.847	
5 -	37.851	25.325	1:03.176	68.83	1.991	10:01:32.023	
6 -	37.704	24.711	1:02.415	69.67	1.230	10:02:34.438	
7 -	37.561	25.176	1:02.737	69.31	1.552	10:03:37.175	
8 -	36.907	24.278	1:01.185 (1)	71.07		10:04:38.360	
9 -	36.617	24.861	1:01.478 (3)	70.73	0.293	10:05:39.838	
10 -	36.443	24.944	1:01.387 (2)	70.83	0.202	10:06:41.225	
11 -	37.489	25.134	1:02.623	69.44	1.438	10:07:43.848	

P19 0 S		Elizabeth CLEAVER		Kawasaki NINJA 400 -			
IDEAL LAP TIME : 1:01.285		BEST LAP TIME : 1:01.285		DIFFERENCE : 0.000			
LAP	SECTOR 1	SECTOR 2	LAP TIME	MPH	DIFF	TIME OF DAY	
1 -	40.427	25.870	1:06.297	65.59	5.012	09:56:35.754	
2 -	40.850	28.302	1:09.152	62.88	7.867	09:57:44.906	
3 -	39.141	25.610	1:04.751	67.15	3.466	09:58:49.657	
4 -	37.987	25.148	1:03.135	68.87	1.850	09:59:52.792	
5 -	37.824	24.840	1:02.664 (3)	69.39	1.379	10:00:55.456	
6 -	37.473	24.794	1:02.267 (2)	69.83	0.982	10:01:57.723	
7 -	38.314	24.747	1:03.061	68.95	1.776	10:03:00.784	
8 -	38.346	24.442	1:02.788	69.25	1.503	10:04:03.572	
9 -	38.112	24.829	1:02.941	69.09	1.656	10:05:06.513	
10 -	37.882	24.933	1:02.815	69.22	1.530	10:06:09.328	
11 -	37.066	24.219	1:01.285 (1)	70.95		10:07:10.613	

BMCRC - MRO Championships 2022 - Rnd 9 @ Brands Hatch Indy

ACU Team Green Junior Cup & Senior 300

QUALIFYING - SECTOR ANALYSIS



SECTOR 1 = FL to I1, SECTOR 2 = I1 to FL, DIFF = Difference To Personal Best Lap, P = Crossed Finish Line in Pit Lane, D = Time Disallowed

P20 66 S		Mark SMITH		Kawasaki NINJA 300 - IMP RACING			
IDEAL LAP TIME : 1:02.295		BEST LAP TIME : 1:02.295		DIFFERENCE : 0.000			
LAP	SECTOR 1	SECTOR 2	LAP TIME	MPH	DIFF	TIME OF DAY	
1 -	44.032	27.487	1:11.519	60.80	9.224	09:56:20.210	
2 -	41.523	26.641	1:08.164	63.79	5.869	09:57:28.374	
3 -	40.146	26.639	1:06.785	65.11	4.490	09:58:35.159	
4 -	40.119	26.375	1:06.494	65.39	4.199	09:59:41.653	
5 -	40.176	26.136	1:06.312	65.57	4.017	10:00:47.965	
6 -	40.218	25.747	1:05.965	65.92	3.670	10:01:53.930	
7 -	39.160	25.166	1:04.326	67.60	2.031	10:02:58.256	
8 -	38.631	25.015	1:03.646 (3)	68.32	1.351	10:04:01.902	
9 -	39.222	24.931	1:04.153	67.78	1.858	10:05:06.055	
10 -	38.065	25.173	1:03.238 (2)	68.76	0.943	10:06:09.293	
11 -	37.848	24.447	1:02.295 (1)	69.80		10:07:11.588	

P21 50 J		Jay YELDHAM		Kawasaki NINJA 400 - WKD Installations			
IDEAL LAP TIME : 1:02.615		BEST LAP TIME : 1:02.685		DIFFERENCE : 0.070			
LAP	SECTOR 1	SECTOR 2	LAP TIME	MPH	DIFF	TIME OF DAY	
1 -	41.915	27.944	1:09.859	62.24	7.174	09:56:31.696	
2 -	40.373	26.291	1:06.664	65.23	3.979	09:57:38.360	
3 -	39.056	25.705	1:04.761	67.14	2.076	09:58:43.121	
4 -	38.400	25.706	1:04.106	67.83	1.421	09:59:47.227	
5 -	38.746	25.765	1:04.511	67.40	1.826	10:00:51.738	
6 -	39.081	26.201	1:05.282	66.61	2.597	10:01:57.020	
7 -	38.230	25.058	1:03.288	68.71	0.603	10:03:00.308	
8 -	39.183	25.156	1:04.339	67.58	1.654	10:04:04.647	
9 -	37.828	25.032	1:02.860 (2)	69.17	0.175	10:05:07.507	
10 -	37.669	25.016	1:02.685 (1)	69.37		10:06:10.192	
11 -	37.961	24.946	1:02.907 (3)	69.12	0.222	10:07:13.099	

P22 400 S		Stuart THURTLÉ		Kawasaki NINJA 400 - TeamTortoise Racing			
IDEAL LAP TIME : 1:03.106		BEST LAP TIME : 1:03.154		DIFFERENCE : 0.048			
LAP	SECTOR 1	SECTOR 2	LAP TIME	MPH	DIFF	TIME OF DAY	
1 -	44.359	28.502	1:12.861	59.68	9.707	09:56:22.401	
2 -	41.335	26.791	1:08.126	63.83	4.972	09:57:30.527	
3 -	40.725	26.259	1:06.984	64.92	3.830	09:58:37.511	
4 -	39.797	25.687	1:05.484	66.40	2.330	09:59:42.995	
5 -	39.338	25.744	1:05.082	66.81	1.928	10:00:48.077	
6 -	40.564	25.716	1:06.280	65.60	3.126	10:01:54.357	
7 -	39.249	24.906	1:04.155	67.78	1.001	10:02:58.512	
8 -	38.913	24.972	1:03.885 (3)	68.06	0.731	10:04:02.397	
9 -	38.988	25.076	1:04.064	67.87	0.910	10:05:06.461	
10 -	38.273	24.881	1:03.154 (1)	68.85		10:06:09.615	
11 -	38.225	25.124	1:03.349 (2)	68.64	0.195	10:07:12.964	

P23 77 J		Joe WHITE		Kawasaki NINJA 400 - Just In Graphics /MZ CONTRACTS/ Silver			
IDEAL LAP TIME : 1:03.087		BEST LAP TIME : 1:03.228		DIFFERENCE : 0.141			
LAP	SECTOR 1	SECTOR 2	LAP TIME	MPH	DIFF	TIME OF DAY	
1 -	42.157	27.896	1:10.053	62.07	6.825	09:57:01.744	
2 -	40.591	27.159	1:07.750	64.18	4.522	09:58:09.494	
3 -	39.260	26.193	1:05.453	66.43	2.225	09:59:14.947	
4 -	38.841	26.237	1:05.078	66.82	1.850	10:00:20.025	
5 -	38.483	25.826	1:04.309	67.62	1.081	10:01:24.334	
6 -	38.665	26.341	1:05.006	66.89	1.778	10:02:29.340	
7 -	37.751	25.477	1:03.228 (1)	68.77		10:03:32.568	
8 -	38.266	25.469	1:03.735	68.22	0.507	10:04:36.303	
9 -	38.010	25.336	1:03.346 (2)	68.64	0.118	10:05:39.649	
10 -	38.194	25.399	1:03.593 (3)	68.38	0.365	10:06:43.242	
11 -	38.062	25.573	1:03.635	68.33	0.407	10:07:46.877	

BMCRC - MRO Championships 2022 - Rnd 9 @ Brands Hatch Indy

ACU Team Green Junior Cup & Senior 300

QUALIFYING - SECTOR ANALYSIS



SECTOR 1 = FL to I1, SECTOR 2 = I1 to FL, DIFF = Difference To Personal Best Lap, P = Crossed Finish Line in Pit Lane, D = Time Disallowed

P24		54 S		Ben SCOTT		Kawasaki NINJA 250 - GI Landscapes VampTech	
IDEAL LAP TIME : 1:03.419		BEST LAP TIME : 1:03.494		DIFFERENCE : 0.075			
LAP	SECTOR 1	SECTOR 2	LAP TIME	MPH	DIFF	TIME OF DAY	
1 -	46.509	28.586	1:15.095	57.90	11.601	09:56:35.322	
2 -	42.667	28.495	1:11.162	61.10	7.668	09:57:46.484	
3 -	42.595	27.070	1:09.665	62.42	6.171	09:58:56.149	
4 -	40.976	26.733	1:07.709	64.22	4.215	10:00:03.858	
5 -	41.048	26.198	1:07.246	64.66	3.752	10:01:11.104	
6 -	40.068	26.169	1:06.237	65.65	2.743	10:02:17.341	
7 -	40.343	26.296	1:06.639	65.25	3.145	10:03:23.980	
8 -	39.446	26.093	1:05.539	66.35	2.045	10:04:29.519	
9 -	38.289	25.390	1:03.679 (2)	68.28	0.185	10:05:33.198	
10 -	38.147	25.347	1:03.494 (1)	68.48		10:06:36.692	
11 -	39.478	25.272	1:04.750 (3)	67.15	1.256	10:07:41.442	

P25		70 S		Justin WHITE		Kawasaki NINJA 400 - Just In Graphics	
IDEAL LAP TIME : 1:03.510		BEST LAP TIME : 1:03.522		DIFFERENCE : 0.012			
LAP	SECTOR 1	SECTOR 2	LAP TIME	MPH	DIFF	TIME OF DAY	
1 -	42.609	27.975	1:10.584	61.60	7.062	09:57:10.734	
2 -	40.980	27.354	1:08.334	63.63	4.812	09:58:19.068	
3 -	39.594	26.663	1:06.257	65.63	2.735	09:59:25.325	
4 -	38.938	25.858	1:04.796	67.11	1.274	10:00:30.121	
5 -	38.760	25.829	1:04.589	67.32	1.067	10:01:34.710	
6 -	38.453	26.219	1:04.672	67.24	1.150	10:02:39.382	
7 -	39.025	25.855	1:04.880	67.02	1.358	10:03:44.262	
8 -	38.637	26.505	1:05.142	66.75	1.620	10:04:49.404	
9 -	38.512	25.798	1:04.310 (3)	67.61	0.788	10:05:53.714	
10 -	38.107	25.468	1:03.575 (2)	68.40	0.053	10:06:57.289	
11 -	38.042	25.480	1:03.522 (1)	68.45		10:08:00.811	

P26		73 S		Jemma HANNAFORD		Kawasaki NINJA 300 -	
IDEAL LAP TIME : 1:03.738		BEST LAP TIME : 1:03.738		DIFFERENCE : 0.000			
LAP	SECTOR 1	SECTOR 2	LAP TIME	MPH	DIFF	TIME OF DAY	
1 -	46.440	27.879	1:14.319	58.51	10.581	09:56:33.630	
2 -	43.354	29.344	1:12.698	59.81	8.960	09:57:46.328	
3 -	42.051	26.971	1:09.022	63.00	5.284	09:58:55.350	
4 -	41.490	26.635	1:08.125	63.83	4.387	10:00:03.475	
5 -	41.187	26.203	1:07.390	64.52	3.652	10:01:10.865	
6 -	40.138	26.154	1:06.292	65.59	2.554	10:02:17.157	
7 -	40.488	26.101	1:06.589	65.30	2.851	10:03:23.746	
8 -	39.314	26.650	1:05.964 (3)	65.92	2.226	10:04:29.710	
9 -	40.078	26.377	1:06.455	65.43	2.717	10:05:36.165	
10 -	38.235	25.503	1:03.738 (1)	68.22		10:06:39.903	
11 -	38.830	26.363	1:05.193 (2)	66.70	1.455	10:07:45.096	

P27		135 J		Jack NEWTON		Kawasaki NINJA 300 - York motorbikes	
IDEAL LAP TIME : 1:04.616		BEST LAP TIME : 1:05.244		DIFFERENCE : 0.628			
LAP	SECTOR 1	SECTOR 2	LAP TIME	MPH	DIFF	TIME OF DAY	
1 -	45.566	28.120	1:13.686	59.01	8.442	09:56:31.735	
2 -	43.282	27.526	1:10.808	61.41	5.564	09:57:42.543	
3 -	41.607	26.976	1:08.583	63.40	3.339	09:58:51.126	
4 -	41.007	26.483	1:07.490	64.43	2.246	09:59:58.616	
5 -	41.040	26.593	1:07.633	64.29	2.389	10:01:06.249	
6 -	40.724	26.343	1:07.067	64.83	1.823	10:02:13.316	
7 -	39.938	26.241	1:06.179	65.70	0.935	10:03:19.495	
8 -	39.189	26.055	1:05.244 (1)	66.65		10:04:24.739	
9 -	39.913	26.179	1:06.092 (3)	65.79	0.848	10:05:30.831	
10 -	39.348	26.256	1:05.604 (2)	66.28	0.360	10:06:36.435	
11 -	44.431	25.427	1:09.858	62.24	4.614	10:07:46.293	

BMCRC - MRO Championships 2022 - Rnd 9 @ Brands Hatch Indy

ACU Team Green Junior Cup & Senior 300

QUALIFYING - SECTOR ANALYSIS



SECTOR 1 = FL to I1, SECTOR 2 = I1 to FL, DIFF = Difference To Personal Best Lap, P = Crossed Finish Line in Pit Lane, D = Time Disallowed

P28 33 J		Patrick KLINGE		Kawasaki NINJA 300 -		
IDEAL LAP TIME : 1:05.809		BEST LAP TIME : 1:06.333		DIFFERENCE : 0.524		
LAP	SECTOR 1	SECTOR 2	LAP TIME	MPH	DIFF	TIME OF DAY
1 -	OUTLAP	29.767	1:21.761	53.18	15.428	09:57:42.438
2 -	44.303	27.672	1:11.975	60.41	5.642	09:58:54.413
3 -	41.383	27.117	1:08.500	63.48	2.167	10:00:02.913
4 -	40.630	26.321	1:06.951	64.95	0.618	10:01:09.864
5 -	40.365	26.038	1:06.403 (2)	65.48	0.070	10:02:16.267
6 -	40.319	26.299	1:06.618	65.27	0.285	10:03:22.885
7 -	39.813	26.520	1:06.333 (1)	65.55		10:04:29.218
8 -	40.069	26.633	1:06.702	65.19	0.369	10:05:35.920
9 -	39.771	27.157	1:06.928	64.97	0.595	10:06:42.848
10 -	40.088	26.424	1:06.512 (3)	65.38	0.179	10:07:49.360

P29 48 S		Kevin SABBARTON		Kawasaki NINJA 300 -		
IDEAL LAP TIME : 1:07.451		BEST LAP TIME : 1:07.451		DIFFERENCE : 0.000		
LAP	SECTOR 1	SECTOR 2	LAP TIME	MPH	DIFF	TIME OF DAY
1 -	42.083	28.758	1:10.841	61.38	3.390	09:56:38.760
2 -	41.399	27.545	1:08.944 (2)	63.07	1.493	09:57:47.704
3 -	43.002	26.885	1:09.887 (3)	62.22	2.436	09:58:57.591
4 -	40.931	26.520	1:07.451 (1)	64.47		10:00:05.042

P30 87 J		Sam ATKINSON		Kawasaki NINJA 300 - Major Heat		
IDEAL LAP TIME : 1:07.909		BEST LAP TIME : 1:08.387		DIFFERENCE : 0.478		
LAP	SECTOR 1	SECTOR 2	LAP TIME	MPH	DIFF	TIME OF DAY
1 -	OUTLAP	30.153	1:23.403	52.13	15.016	09:57:45.347
2 -	45.648	28.461	1:14.109	58.67	5.722	09:58:59.456
3 -	43.423	27.376	1:10.799	61.42	2.412	10:00:10.255
4 -	43.051	27.605	1:10.656	61.54	2.269	10:01:20.911
5 -	42.081	27.852	1:09.933 (3)	62.18	1.546	10:02:30.844
6 -	41.326	27.061	1:08.387 (1)	63.58		10:03:39.231
7 -	41.801	28.331	1:10.132	62.00	1.745	10:04:49.363
8 -	42.072	26.583	1:08.655 (2)	63.33	0.268	10:05:58.018
9 -	42.366	27.786	1:10.152	61.98	1.765	10:07:08.170

P31 99 S		Daniel ATKINSON		Kawasaki NINJA 300 - Major heat		
IDEAL LAP TIME : 1:08.520		BEST LAP TIME : 1:08.520		DIFFERENCE : 0.000		
LAP	SECTOR 1	SECTOR 2	LAP TIME	MPH	DIFF	TIME OF DAY
1 -	OUTLAP	30.219	1:23.020	52.38	14.500	09:57:46.544
2 -	44.650	28.541	1:13.191	59.41	4.671	09:58:59.735
3 -	41.995	27.719	1:09.714 (3)	62.37	1.194	10:00:09.449
4 -	42.357	28.789	1:11.146	61.12	2.626	10:01:20.595
5 -	41.685	27.493	1:09.178 (2)	62.86	0.658	10:02:29.773
6 -	41.112	27.408	1:08.520 (1)	63.46		10:03:38.293

P32 4 S		Nigel FRANKLIN		Kawasaki NINJA - Jane Franklin		
IDEAL LAP TIME : 1:09.081		BEST LAP TIME : 1:09.220		DIFFERENCE : 0.139		
LAP	SECTOR 1	SECTOR 2	LAP TIME	MPH	DIFF	TIME OF DAY
1 -	45.761	28.894	1:14.655	58.24	5.435	09:57:12.673
2 -	43.493	27.917	1:11.410	60.89	2.190	09:58:24.083
3 -	42.350	28.122	1:10.472	61.70	1.252	09:59:34.555
4 -	42.992	27.974	1:10.966	61.27	1.746	10:00:45.521
5 -	43.504	27.842	1:11.346	60.95	2.126	10:01:56.867
6 -	42.245	27.639	1:09.884	62.22	0.664	10:03:06.751
7 -	42.188	27.621	1:09.809 (3)	62.29	0.589	10:04:16.560
8 -	41.926	27.589	1:09.515 (2)	62.55	0.295	10:05:26.075
9 -	42.448	27.545	1:09.993	62.12	0.773	10:06:36.068
10 -	42.065	27.155	1:09.220 (1)	62.82		10:07:45.288

BMCRC - MRO Championships 2022 - Rnd 9 @ Brands Hatch Indy

ACU Team Green Junior Cup & Senior 300

QUALIFYING - BEST SECTORS

SECTOR 1				SECTOR 2				IDEAL / BEST COMPARISON				
POS	NO	NAME	TIME	NO	NAME	TIME	POS	NO	NAME	IDEAL	BEST	DIFF
									PERFECT LAP	57.436		
1	95	MARSHALL	34.340	95	MARSHALL	23.096	1	95	MARSHALL	57.436	57.436	0.000
2	60	DOCHERTY	34.769	27	DORLING	23.185	2	60	DOCHERTY	58.127	58.127	0.000
3	311	WARD	34.935	19	O'MARA	23.205	3	19	O'MARA	58.219	58.219	0.000
4	19	O'MARA	35.014	72	MUNSON	23.264	4	72	MUNSON	58.427	58.468	0.041
5	777	HARDY	35.048	60	DOCHERTY	23.358	5	27	DORLING	58.442	58.442	0.000
6	72	MUNSON	35.163	141	GULLERY	23.430	6	777	HARDY	58.510	58.686	0.176
7	27	DORLING	35.257	777	HARDY	23.462	7	311	WARD	58.723	58.815	0.092
8	125	JOLLIFFE	35.332	125	JOLLIFFE	23.522	8	141	GULLERY	58.784	58.869	0.085
9	141	GULLERY	35.354	31	PARK	23.570	9	125	JOLLIFFE	58.854	59.117	0.263
10	31	PARK	35.528	35	WESTON	23.581	10	31	PARK	59.098	59.110	0.012
11	20	MUIR	35.557	191	DANCE	23.723	11	35	WESTON	59.262	59.356	0.094
12	191	DANCE	35.562	311	WARD	23.788	12	191	DANCE	59.285	59.819	0.534
13	91	HIRST	35.572	20	MUIR	23.936	13	20	MUIR	59.493	59.493	0.000
14	35	WESTON	35.681	91	HIRST	23.994	14	91	HIRST	59.566	59.574	0.008
15	18	HIGGINS	35.725	18	HIGGINS	24.018	15	18	HIGGINS	59.743	1:00.297	0.554
16	62	BETTRIDGE	36.146	62	BETTRIDGE	24.117	16	62	BETTRIDGE	1:00.263	1:00.263	0.000
17	58	WOOD	36.165	0	CLEAVER	24.219	17	58	WOOD	1:00.554	1:01.054	0.500
18	118	HALL	36.443	118	HALL	24.278	18	118	HALL	1:00.721	1:01.185	0.464
19	0	CLEAVER	37.066	58	WOOD	24.389	19	0	CLEAVER	1:01.285	1:01.285	0.000
20	50	YELDHAM	37.669	66	SMITH	24.447	20	66	SMITH	1:02.295	1:02.295	0.000
21	77	WHITE	37.751	400	THURTL	24.881	21	50	YELDHAM	1:02.615	1:02.685	0.070
22	66	SMITH	37.848	50	YELDHAM	24.946	22	77	WHITE	1:03.087	1:03.228	0.141
23	70	WHITE	38.042	54	SCOTT	25.272	23	400	THURTL	1:03.106	1:03.154	0.048
24	54	SCOTT	38.147	77	WHITE	25.336	24	54	SCOTT	1:03.419	1:03.494	0.075
25	400	THURTL	38.225	135	NEWTON	25.427	25	70	WHITE	1:03.510	1:03.522	0.012
26	73	HANNAFORD	38.235	70	WHITE	25.468	26	73	HANNAFORD	1:03.738	1:03.738	0.000
27	135	NEWTON	39.189	73	HANNAFORD	25.503	27	135	NEWTON	1:04.616	1:05.244	0.628
28	33	KLINGE	39.771	33	KLINGE	26.038	28	33	KLINGE	1:05.809	1:06.333	0.524
29	48	SABBARTON	40.931	48	SABBARTON	26.520	29	48	SABBARTON	1:07.451	1:07.451	0.000
30	99	ATKINSON	41.112	87	ATKINSON	26.583	30	87	ATKINSON	1:07.909	1:08.387	0.478
31	87	ATKINSON	41.326	4	FRANKLIN	27.155	31	99	ATKINSON	1:08.520	1:08.520	0.000
32	4	FRANKLIN	41.926	99	ATKINSON	27.408	32	4	FRANKLIN	1:09.081	1:09.220	0.139

BMCRC - MRO Championships 2022 - Rnd 9 @ Brands Hatch Indy

ACU Team Green Junior Cup & Senior 300

QUALIFYING - STATISTICS

Competitors Started 32
Planned Start 2022-10-01 @ 09:51:00.000
Actual Start 2022-10-01 @ 09:54:28.140
Finish Time 2022-10-01 @ 10:07:01.782
Track Length 1.2079mi.
Total Laps 340
Total Distance Covered 410.7015mi.

Session Fastest Lap History

NO	CL	NAME	LAP TIME	TIME OF DAY	LAP	VEHICLE
95	J	Greg MARSHALL	1:11.860	09:55:57.686	1	Kawasaki NINJA 300
27	J	Felix DORLING	1:05.175	09:56:06.966	1	Kawasaki NINJA 400
19	J	James O'MARA	1:04.683	09:56:12.384	1	Kawasaki NINJA 400
60	J	Lennon DOCHERTY	1:04.646	09:56:14.298	1	Kawasaki NINJA 400
95	J	Greg MARSHALL	1:04.104	09:57:01.773	2	Kawasaki NINJA 300
27	J	Felix DORLING	1:03.434	09:57:10.400	2	Kawasaki NINJA 400
19	J	James O'MARA	1:02.013	09:57:14.397	2	Kawasaki NINJA 400
60	J	Lennon DOCHERTY	1:01.378	09:57:15.676	2	Kawasaki NINJA 400
95	J	Greg MARSHALL	1:01.372	09:58:03.161	3	Kawasaki NINJA 300
60	J	Lennon DOCHERTY	1:01.308	09:58:16.985	3	Kawasaki NINJA 400
35	J	Zack WESTON	1:00.986	09:58:24.589	3	Kawasaki NINJA 400
95	J	Greg MARSHALL	59.530	09:59:02.675	4	Kawasaki NINJA 300
95	J	Greg MARSHALL	58.478	10:02:01.436	7	Kawasaki NINJA 300
95	J	Greg MARSHALL	58.286	10:04:58.803	10	Kawasaki NINJA 300
60	J	Lennon DOCHERTY	58.127	10:06:15.812	11	Kawasaki NINJA 400
95	J	Greg MARSHALL	57.730	10:06:54.836	12	Kawasaki NINJA 300
95	J	Greg MARSHALL	57.436	10:07:52.271	13	Kawasaki NINJA 300

Flag History

TYPE	TIME OF DAY
GREEN	09:54:28.140
FINISH	10:07:01.782

Flag Statistics

TYPE	COUNT	TOTAL LAPS	TOTAL TIME
Green	1	13	13:38.669
Red	0	0	0.000
Safety Car	0	0	0.000
FCY	0	0	0.000

BMCRC - MRO Championships 2022 - Rnd 9 @ Brands Hatch Indy

ACU Team Green Junior Cup & Senior 300

QUALIFYING - STATISTICS

CLASS : J

22 Starters

Fastest Lap History

NO	NAME	LAP TIME	TIME OF DAY	LAP	VEHICLE
95	Greg MARSHALL	1:11.860	09:55:57.686	1	Kawasaki NINJA 300
27	Felix DORLING	1:05.175	09:56:06.966	1	Kawasaki NINJA 400
19	James O'MARA	1:04.683	09:56:12.384	1	Kawasaki NINJA 400
60	Lennon DOCHERTY	1:04.646	09:56:14.298	1	Kawasaki NINJA 400
95	Greg MARSHALL	1:04.104	09:57:01.773	2	Kawasaki NINJA 300
27	Felix DORLING	1:03.434	09:57:10.400	2	Kawasaki NINJA 400
19	James O'MARA	1:02.013	09:57:14.397	2	Kawasaki NINJA 400
60	Lennon DOCHERTY	1:01.378	09:57:15.676	2	Kawasaki NINJA 400
95	Greg MARSHALL	1:01.372	09:58:03.161	3	Kawasaki NINJA 300
60	Lennon DOCHERTY	1:01.308	09:58:16.985	3	Kawasaki NINJA 400
35	Zack WESTON	1:00.986	09:58:24.589	3	Kawasaki NINJA 400
95	Greg MARSHALL	59.530	09:59:02.675	4	Kawasaki NINJA 300
95	Greg MARSHALL	58.478	10:02:01.436	7	Kawasaki NINJA 300
95	Greg MARSHALL	58.286	10:04:58.803	10	Kawasaki NINJA 300
60	Lennon DOCHERTY	58.127	10:06:15.812	11	Kawasaki NINJA 400
95	Greg MARSHALL	57.730	10:06:54.836	12	Kawasaki NINJA 300
95	Greg MARSHALL	57.436	10:07:52.271	13	Kawasaki NINJA 300

BMCRC - MRO Championships 2022 - Rnd 9 @ Brands Hatch Indy

ACU Team Green Junior Cup & Senior 300

QUALIFYING - STATISTICS

CLASS : S

10 Starters

Fastest Lap History

NO	NAME	LAP TIME	TIME OF DAY	LAP	VEHICLE
66	Mark SMITH	1:11.519	09:56:20.228	1	Kawasaki NINJA 300
62	Nicholas BETTRIDGE	1:10.321	09:56:20.428	1	Kawasaki NINJA
0	Elizabeth CLEAVER	1:06.297	09:56:35.787	1	Kawasaki NINJA 400
62	Nicholas BETTRIDGE	1:05.455	09:58:34.217	3	Kawasaki NINJA
0	Elizabeth CLEAVER	1:04.751	09:58:49.688	3	Kawasaki NINJA 400
62	Nicholas BETTRIDGE	1:04.291	09:59:38.507	4	Kawasaki NINJA
0	Elizabeth CLEAVER	1:03.135	09:59:52.823	4	Kawasaki NINJA 400
0	Elizabeth CLEAVER	1:02.664	10:00:55.488	5	Kawasaki NINJA 400
0	Elizabeth CLEAVER	1:02.267	10:01:57.754	6	Kawasaki NINJA 400
62	Nicholas BETTRIDGE	1:01.949	10:02:47.130	7	Kawasaki NINJA
62	Nicholas BETTRIDGE	1:01.724	10:03:48.853	8	Kawasaki NINJA
62	Nicholas BETTRIDGE	1:01.399	10:04:50.252	9	Kawasaki NINJA
62	Nicholas BETTRIDGE	1:00.682	10:06:53.180	11	Kawasaki NINJA
62	Nicholas BETTRIDGE	1:00.263	10:07:53.441	12	Kawasaki NINJA

BMCRC - MRO Championships 2022 - Rnd 9 @ Brands Hatch Indy



ACU Team Green Junior Cup & Senior 300

RACE 4 - GRID (10 Laps)

Kawasaki

ROW 12	36	277	Richard HAYWARD	35	156	Jack WOLFF	34	131	Dylan MELLOR	
ROW 11		33	34	Oliver ARBON	32	4	Nigel FRANKLIN	31	99	Daniel ATKINSON
ROW 10		30	87	Sam ATKINSON	29	48	Kevin SABBARTON	28	33	Patrick KLINGE
ROW 9		27	135	Jack NEWTON	26	73	Jemma HANNAFORD	25	70	Justin WHITE
ROW 8		24	54	Ben SCOTT	23	77	Joe WHITE	22	400	Stuart THURTLÉ
ROW 7		21	50	Jay YELDHAM	20	66	Mark SMITH	19	0	Elizabeth CLEAVER
ROW 6		18	118	Max HALL	17	58	Matthew WOOD	16	18	George HIGGINS
ROW 5		15	62	Nicholas BETTRIDGE	14	191	Craig DANCE	13	91	Sam HIRST
ROW 4		12	20	Jack MUIR	11	35	Zack WESTON	10	125	Ben JOLLIFFE
ROW 3		9	31	Robbie PARK	8	141	Noah GUILLERY	7	311	Nathan-Ellis WARD
ROW 2		6	777	Maximus HARDY	5	72	Samuel MUNSON	4	27	Felix DORLING
ROW 1		3	19	James O'MARA	2	60	Lennon DOCHERTY	1	95	Greg MARSHALL
Pole										

Brands Hatch Indy: 1.2079 miles

These results are provisional until the conclusion of any judicial and technical matters.

Clerk Of Course :	Stewards :	Timekeeper : <i>Craig Smith</i>
-------------------	------------	------------------------------------

Results can be found at www.tsl-timing.com

Printed - 10:09 Saturday, 01 October 2022



BMCRC - MRO Championships 2022 - Rnd 9 @ Brands Hatch Indy



ACU Team Green Junior Cup & Senior 300

RACE 4 - CLASSIFICATION

Kawasaki

POS	NO	CL	PIC NAME	ENTRY	LAPS	TIME	GAP	DIFF	MPH	BEST	ON
1	60	J	1 Lennon DOCHERTY	Kawasaki NINJA 400 - Doc Fit Training	8	7:28.966			77.48	54.921	5
2	19	J	2 James O'MARA	Kawasaki NINJA 400 - BRP Machining Ltd	8	7:29.154	0.188	0.188	77.45	54.517	5
3	35	J	3 Zack WESTON	Kawasaki NINJA 400 - NW Racing	8	7:30.300	1.334	1.146	77.25	55.056	5
4	95	J	4 Greg MARSHALL	Kawasaki NINJA 300 - Mum & Dad; HEL Performanc	8	7:30.456	1.490	0.156	77.23	55.124	5
5	27	J	5 Felix DORLING	Kawasaki NINJA 400 - Kernow Controls	8	7:30.538	1.572	0.082	77.21	55.010	4
6	77*	J	6 Maximus HARDY	Kawasaki NINJA 400 - DAD	8	7:31.565	2.599	1.027	77.04	55.297	6
7	311	J	7 Nathan-Ellis WARD	Kawasaki NINJA 300 - Zipped up racing	8	7:31.914	2.948	0.349	76.98	55.228	6
8	125	J	8 Ben JOLLIFFE	Kawasaki NINJA 400 -	8	7:35.262	6.296	3.348	76.41	55.772	5
9	91	J	9 Sam HIRST	Kawasaki NINJA - Valley Racing	8	7:38.721	9.755	3.459	75.83	56.098	6
10	72	J	10 Samuel MUNSON	Kawazaki NINJA 400 -	8	7:38.803	9.837	0.082	75.82	55.922	8
11	20	J	11 Jack MUIR	Kawasaki NINJA 400 -	8	7:39.019	10.053	0.216	75.78	55.896	5
12	31	J	12 Robbie PARK	Kawasaki NINJA - Mom	8	7:39.106	10.140	0.087	75.77	56.137	8
13	131	J	13 Dylan MELLOR	Kawasaki NINJA 300 - BDS Motorcycles	8	7:39.190	10.224	0.084	75.76	55.493	3
14	191	J	14 Craig DANCE	Kawasaki NINJA 300 - 2 brothers scaffolding	8	7:40.500	11.534	1.310	75.54	56.204	6
15	118	J	15 Max HALL	Kawasaki NINJA 300 - Racecraft rider development	8	7:44.514	15.548	4.014	74.89	56.589	5
16	77	J	16 Joe WHITE	Kawasaki NINJA 400 - Just In Graphics /MZ CONTR	8	7:57.464	28.498	12.950	72.86	58.287	4
17	18	J	17 George HIGGINS	Kawasaki NINJA 400 - Aztec Racing	8	7:57.559	28.593	0.095	72.84	57.921	8
18	66	S	1 Mark SMITH	Kawasaki NINJA 300 - IMP RACING	8	7:58.235	29.269	0.676	72.74	58.647	7
19	58	J	18 Matthew WOOD	Kawasaki NINJA 300 - Pull the Pin Racing	8	7:58.336	29.370	0.101	72.72	58.082	7
20	62	S	2 Nicholas BETTRIDGE	Kawasaki NINJA - Weald builders	8	7:58.528	29.562	0.192	72.69	58.379	8
21	0	S	3 Elizabeth CLEAVER	Kawasaki NINJA 400 -	8	7:58.614	29.648	0.086	72.68	58.208	8
22	70	S	4 Justin WHITE	Kawasaki NINJA 400 - Just In Graphics	8	7:59.654	30.688	1.040	72.52	58.501	7
23	277	S	5 Richard HAYWARD	Kawasaki NINJA 300 - Hazel Motors/ Gforce	8	8:06.317	37.351	6.663	71.53	58.819	7
24	54	S	6 Ben SCOTT	Kawasaki NINJA 250 - GI Landscapes VampTech	8	8:06.399	37.433	0.082	71.52	58.928	8
25	400	S	7 Stuart THURTL	Kawasaki NINJA 400 - TeamTortoise Racing	8	8:09.209	40.243	2.810	71.11	59.180	8
26	48	S	8 Kevin SABBARTON	Kawasaki NINJA 300 -	8	8:10.238	41.272	1.029	70.96	59.339	8
27	50	J	19 Jay YELDHAM	Kawasaki NINJA 400 - WKD Installations	8	8:15.354	46.388	5.116	70.23	1:00.110	5
28	135	J	20 Jack NEWTON	Kawasaki NINJA 300 - York motorbikes	8	8:29.019	1:00.053	13.665	68.34	1:01.327	7
29	99	S	9 Daniel ATKINSON	Kawasaki NINJA 300 - Major heat	7	7:29.350	1 Lap	1 Lap	67.74	1:01.178	7
30	4	S	10 Nigel FRANKLIN	Kawasaki NINJA - Jane Franklin	7	7:32.536	1 Lap	3.186	67.26	1:02.908	3
31	33	J	21 Patrick KLINGE	Kawasaki NINJA 300 -	7	7:38.049	1 Lap	5.513	66.45	1:03.166	7
32	87	J	22 Sam ATKINSON	Kawasaki NINJA 300 - Major Heat	7	7:44.990	1 Lap	6.941	65.46	1:04.331	7

NOT CLASSIFIED

DNF	73	S	Jemma HANNAFORD	Kawasaki NINJA 300 -	5	5:38.856	3 Laps	2 Laps	64.16	1:02.672	3
-----	----	---	-----------------	----------------------	---	----------	--------	--------	-------	----------	---

FASTEST LAP

19	J	James O'MARA	Kawasaki NINJA 400 - BRP Machining Ltd	5	54.517	79.76 mph	128.37 kph
0	S	Elizabeth CLEAVER	Kawasaki NINJA 400 -	8	58.208	74.70 mph	120.23 kph

* No. 777 - Please fit a working transponder
 Class J - 92.5% of Race Speed = 71.66 mph
 Class S - 92.5% of Race Speed = 67.28 mph

Weather / Track : Cloudy / Dry

These results are provisional until the conclusion of any judicial and technical matters.

Race Distance: 8 Laps / 9.66 miles
 Brands Hatch Indy: 1.2079 miles
 Date: 01/10/2022 Start: 12:56 Finish: 13:03

Clerk Of Course :	Stewards :	Timekeeper : <i>Craig Smith</i>
-------------------	------------	------------------------------------

Results can be found at www.tsl-timing.com

Printed - 13:07 Saturday, 01 October 2022



BMCRC - MRO Championships 2022 - Rnd 9 @ Brands Hatch Indy

ACU Team Green Junior Cup & Senior 300

RACE 4 - LAP CHART

LAP 1 @ 12:57:31.193

NO	BEHIND	LAP TIME
60		1:01.348
95	0.086	1:01.434
19	0.418	1:01.766
777	0.441	1:01.789
27	0.635	1:01.983
311	1.004	1:02.352
35	1.031	1:02.379
125	1.352	1:02.700
31	1.933	1:03.281
72	2.017	1:03.365
91	2.103	1:03.451
191	2.589	1:03.937
20	2.766	1:04.114
118	4.261	1:05.609
62	4.588	1:05.936
66	4.980	1:06.328
131	5.067	1:06.415
18	5.934	1:07.282
58	6.325	1:07.673
70	6.409	1:07.757
77	6.498	1:07.846
0	7.555	1:08.903
50	7.730	1:09.078
400	8.665	1:10.013
54	8.749	1:10.097
277	8.830	1:10.178
48	8.918	1:10.266
33	11.867	1:13.215
4	11.921	1:13.269
73	12.456	1:13.804
135	12.715	1:14.063
99	13.008	1:14.356
87	14.009	1:15.357

LAP 2 @ 12:58:26.727

NO	BEHIND	LAP TIME
60		55.534
95	0.331	55.779
19	0.609	55.725
27	0.997	55.896
777	1.045	56.138
311	1.560	56.090
35	1.687	56.190
125	2.037	56.219
72	3.586	57.103
91	3.671	57.102
31	3.778	57.379
191	3.902	56.847
20	4.268	57.036
131	5.795	56.262
118	6.422	57.695
62	8.085	59.031
66	8.171	58.725
18	9.234	58.834
77	9.720	58.756
58	9.817	59.026
70	10.237	59.362
0	10.670	58.649
50	13.150	1:00.954
277	13.185	59.889
54	13.422	1:00.207
400	13.556	1:00.425
48	14.444	1:01.060

4	19.306	1:02.919
73	20.157	1:03.235
135	20.239	1:03.058
99	20.972	1:03.498
33	21.904	1:05.571
87	23.254	1:04.779

LAP 3 @ 12:59:22.170

NO	BEHIND	LAP TIME
60		55.443
19	0.774	55.608
95	0.808	55.920
27	1.191	55.637
777	1.358	55.755
311	1.431	55.314
35	1.462	55.218
125	2.476	55.882
91	4.723	56.495
31	5.078	56.743
72	5.165	57.022
191	5.343	56.884
20	5.697	56.872
131	5.845	55.493
118	7.769	56.790
66	11.801	59.073
62	11.882	59.240
18	12.320	58.529
77	12.727	58.450
58	13.048	58.674
70	13.461	58.667
0	13.604	58.377
277	17.564	59.822
54	17.856	59.877
400	19.178	1:01.065
50	19.273	1:01.566
48	19.371	1:00.370
4	26.771	1:02.908
135	26.876	1:02.080
73	27.386	1:02.672
99	27.854	1:02.325
33	30.306	1:03.845
87	32.721	1:04.910

LAP 4 @ 13:00:17.199

NO	BEHIND	LAP TIME
60		55.029
19	0.682	54.937
95	1.021	55.242
27	1.172	55.010
311	1.705	55.303
35	1.786	55.353
777	2.204	55.875
125	3.373	55.926
91	6.221	56.527
31	6.504	56.455
72	6.589	56.453
20	7.168	56.500
131	7.416	56.600
191	7.651	57.337
118	9.598	56.858
66	15.583	58.811
62	15.778	58.925
18	15.901	58.610
77	15.985	58.287
58	16.240	58.221

70	17.173	58.741
0	17.254	58.679
277	21.949	59.414
54	22.135	59.308
400	24.456	1:00.307
48	24.903	1:00.561
50	25.435	1:01.191
135	34.545	1:02.698
4	35.026	1:03.284
99	35.607	1:02.782
33	39.142	1:03.865
87	43.502	1:05.810
73	45.665	1:13.308

LAP 5 @ 13:01:12.120

NO	BEHIND	LAP TIME
60		54.921
19	0.278	54.517
95	1.224	55.124
27	1.500	55.249
35	1.921	55.056
311	2.602	55.818
777	2.655	55.372
125	4.224	55.772
91	7.585	56.285
31	7.910	56.327
72	8.061	56.393
20	8.143	55.896
131	8.239	55.744
191	9.164	56.434
118	11.266	56.589
77	19.695	58.631
66	19.866	59.204
18	20.106	59.126
62	20.324	59.467
58	20.606	59.287
0	20.646	58.313
70	21.284	59.032
54	26.498	59.284
277	27.028	1:00.000
400	28.957	59.422
48	29.614	59.632
50	30.624	1:00.110
135	41.858	1:02.234
4	43.121	1:03.016
99	43.368	1:02.682
33	48.208	1:03.987
87	53.507	1:04.926

LAP 6 @ 13:02:07.250

NO	BEHIND	LAP TIME
60		55.130
19	0.088	54.940
73	1 Lap	1:05.837
95	1.483	55.389
27	1.757	55.387
35	1.875	55.084
311	2.700	55.228
777	2.823	55.297
125	4.901	55.807
91	8.553	56.098
131	8.906	55.797
20	8.993	55.980
31	9.136	56.356
72	9.315	56.384

191	10.238	56.204
118	12.971	56.835
77	23.157	58.592
66	23.497	58.761
18	23.837	58.861
62	24.033	58.839
58	24.198	58.722
0	24.541	59.025
70	25.245	59.091
277	30.802	58.904
54	30.816	59.448
400	33.090	59.263
48	34.055	59.571
50	36.014	1:00.520
135	48.878	1:02.150
99	50.767	1:02.529
4	50.899	1:02.908

LAP 7 @ 13:03:03.086

NO	BEHIND	LAP TIME
60		55.836
19	0.083	55.831
27	1.202	55.281
95	1.304	55.657
33	1 Lap	1:04.400
35	1.724	55.685
311	2.848	55.984
777	2.887	55.900
125	5.505	56.440
87	1 Lap	1:04.877
91	9.258	56.541
72	9.640	56.161
20	9.697	56.540
31	9.728	56.428
131	9.764	56.694
191	10.625	56.223
118	13.911	56.776
77	25.787	58.466
66	26.308	58.647
18	26.397	58.396
58	26.444	58.082
62	26.908	58.711
0	27.165	58.460
70	27.910	58.501
277	33.785	58.819
54	34.230	59.250
400	36.788	59.534
48	37.658	59.439
50	40.535	1:00.357
135	54.369	1:01.327

LAP 8 @ 13:03:58.811

NO	BEHIND	LAP TIME
60		55.725
19	0.188	55.830
99	1 Lap	1:01.178
35	1.334	55.335
95	1.490	55.911
27	1.572	56.095
777	2.599	55.437
311	2.948	55.825
4	1 Lap	1:04.232
125	6.296	56.516
33	1 Lap	1:03.166
91	9.755	56.222

BMCRC - MRO Championships 2022 - Rnd 9 @ Brands Hatch Indy

ACU Team Green Junior Cup & Senior 300

RACE 4 - SECTOR ANALYSIS



SECTOR 1 = FL to I1, SECTOR 2 = I1 to FL, DIFF = Difference To Personal Best Lap, P = Crossed Finish Line in Pit Lane, D = Time Disallowed

P1 60 J		Lennon DOCHERTY		Kawasaki NINJA 400 - Doc Fit Training			
IDEAL LAP TIME : 54.921		BEST LAP TIME : 54.921		DIFFERENCE : 0.000			
LAP	SECTOR 1	SECTOR 2	LAP TIME	MPH	DIFF	TIME OF DAY	
1 -		22.706	1:01.348	70.88	6.427	12:57:31.193	
2 -	33.085	22.449	55.534	78.30	0.613	12:58:26.727	
3 -	32.957	22.486	55.443	78.43	0.522	12:59:22.170	
4 -	32.642	22.387	55.029 (2)	79.02	0.108	13:00:17.199	
5 -	32.566	22.355	54.921 (1)	79.17		13:01:12.120	
6 -	32.620	22.510	55.130 (3)	78.87	0.209	13:02:07.250	
7 -	33.025	22.811	55.836	77.88	0.915	13:03:03.086	
8 -	33.189	22.536	55.725	78.03	0.804	13:03:58.811	

P2 19 J		James O'MARA		Kawasaki NINJA 400 - BRP Machining Ltd			
IDEAL LAP TIME : 54.479		BEST LAP TIME : 54.517		DIFFERENCE : 0.038			
LAP	SECTOR 1	SECTOR 2	LAP TIME	MPH	DIFF	TIME OF DAY	
1 -		22.565	1:01.766	70.40	7.249	12:57:31.611	
2 -	33.370	22.355	55.725	78.03	1.208	12:58:27.336	
3 -	33.048	22.560	55.608	78.20	1.091	12:59:22.944	
4 -	32.797	22.140	54.937 (2)	79.15	0.420	13:00:17.881	
5 -	32.547	21.970	54.517 (1)	79.76		13:01:12.398	
6 -	32.509	22.431	54.940 (3)	79.15	0.423	13:02:07.338	
7 -	33.152	22.679	55.831	77.88	1.314	13:03:03.169	
8 -	33.186	22.644	55.830	77.89	1.313	13:03:58.999	

P3 35 J		Zack WESTON		Kawasaki NINJA 400 - NW Racing			
IDEAL LAP TIME : 54.636		BEST LAP TIME : 55.056		DIFFERENCE : 0.420			
LAP	SECTOR 1	SECTOR 2	LAP TIME	MPH	DIFF	TIME OF DAY	
1 -		22.556	1:02.379	69.71	7.323	12:57:32.224	
2 -	33.743	22.447	56.190	77.39	1.134	12:58:28.414	
3 -	33.034	22.184	55.218 (3)	78.75	0.162	12:59:23.632	
4 -	33.083	22.270	55.353	78.56	0.297	13:00:18.985	
5 -	33.038	22.018	55.056 (1)	78.98		13:01:14.041	
6 -	32.618	22.466	55.084 (2)	78.94	0.028	13:02:09.125	
7 -	33.622	22.063	55.685	78.09	0.629	13:03:04.810	
8 -	32.845	22.490	55.335	78.58	0.279	13:04:00.145	

P4 95 J		Greg MARSHALL		Kawasaki NINJA 300 - Mum & Dad; HEL Performance			
IDEAL LAP TIME : 55.078		BEST LAP TIME : 55.124		DIFFERENCE : 0.046			
LAP	SECTOR 1	SECTOR 2	LAP TIME	MPH	DIFF	TIME OF DAY	
1 -		22.544	1:01.434	70.78	6.310	12:57:31.279	
2 -	33.380	22.399	55.779	77.96	0.655	12:58:27.058	
3 -	33.199	22.721	55.920	77.76	0.796	12:59:22.978	
4 -	33.017	22.225	55.242 (2)	78.71	0.118	13:00:18.220	
5 -	32.853	22.271	55.124 (1)	78.88		13:01:13.344	
6 -	33.030	22.359	55.389 (3)	78.51	0.265	13:02:08.733	
7 -	33.253	22.404	55.657	78.13	0.533	13:03:04.390	
8 -	33.105	22.806	55.911	77.77	0.787	13:04:00.301	

P5 27 J		Felix DORLING		Kawasaki NINJA 400 - Kernow Controls			
IDEAL LAP TIME : 54.904		BEST LAP TIME : 55.010		DIFFERENCE : 0.106			
LAP	SECTOR 1	SECTOR 2	LAP TIME	MPH	DIFF	TIME OF DAY	
1 -		22.675	1:01.983	70.15	6.973	12:57:31.828	
2 -	33.463	22.433	55.896	77.79	0.886	12:58:27.724	
3 -	32.972	22.665	55.637	78.16	0.627	12:59:23.361	
4 -	32.816	22.194	55.010 (1)	79.05		13:00:18.371	
5 -	32.934	22.315	55.249 (2)	78.70	0.239	13:01:13.620	
6 -	32.796	22.591	55.387	78.51	0.377	13:02:09.007	
7 -	32.710	22.571	55.281 (3)	78.66	0.271	13:03:04.288	
8 -	33.111	22.984	56.095	77.52	1.085	13:04:00.383	

BMCRC - MRO Championships 2022 - Rnd 9 @ Brands Hatch Indy

ACU Team Green Junior Cup & Senior 300

RACE 4 - SECTOR ANALYSIS



SECTOR 1 = FL to I1, SECTOR 2 = I1 to FL, DIFF = Difference To Personal Best Lap, P = Crossed Finish Line in Pit Lane, D = Time Disallowed

P6 777 J		Maximus HARDY		Kawasaki NINJA 400 - DAD			
IDEAL LAP TIME : 55.755		BEST LAP TIME : 55.297		DIFFERENCE : -0.458			
LAP	SECTOR 1	SECTOR 2	LAP TIME	MPH	DIFF	TIME OF DAY	
1 -		22.634	1:01.789	70.37	6.492	12:57:31.634	
2 -			56.138	77.46	0.840	12:58:27.772	
3 -	33.208	22.547	55.755	77.99	0.458	12:59:23.528	
4 -			55.875	77.82	0.577	13:00:19.403	
5 -			55.372 (2)	78.53	0.075	13:01:14.775	
6 -			55.297 (1)	78.64		13:02:10.073	
7 -			55.900	77.79	0.602	13:03:05.973	
8 -			55.437 (3)	78.44	0.139	13:04:01.410	

P7 311 J		Nathan-Ellis WARD		Kawasaki NINJA 300 - Zipped up racing			
IDEAL LAP TIME : 55.031		BEST LAP TIME : 55.228		DIFFERENCE : 0.197			
LAP	SECTOR 1	SECTOR 2	LAP TIME	MPH	DIFF	TIME OF DAY	
1 -		22.566	1:02.352	69.74	7.124	12:57:32.197	
2 -	33.661	22.429	56.090	77.52	0.862	12:58:28.287	
3 -	32.974	22.340	55.314 (3)	78.61	0.086	12:59:23.601	
4 -	33.025	22.278	55.303 (2)	78.63	0.075	13:00:18.904	
5 -	33.098	22.720	55.818	77.90	0.590	13:01:14.722	
6 -	32.753	22.475	55.228 (1)	78.73		13:02:09.950	
7 -	33.465	22.519	55.984	77.67	0.756	13:03:05.934	
8 -	33.373	22.452	55.825	77.89	0.597	13:04:01.759	

P8 125 J		Ben JOLLIFFE		Kawasaki NINJA 400 -			
IDEAL LAP TIME : 55.653		BEST LAP TIME : 55.772		DIFFERENCE : 0.119			
LAP	SECTOR 1	SECTOR 2	LAP TIME	MPH	DIFF	TIME OF DAY	
1 -		22.773	1:02.700	69.35	6.928	12:57:32.545	
2 -	33.567	22.652	56.219	77.35	0.447	12:58:28.764	
3 -	33.457	22.425	55.882 (3)	77.81	0.110	12:59:24.646	
4 -	33.476	22.450	55.926	77.75	0.154	13:00:20.572	
5 -	33.228	22.544	55.772 (1)	77.97		13:01:16.344	
6 -	33.287	22.520	55.807 (2)	77.92	0.035	13:02:12.151	
7 -	33.433	23.007	56.440	77.04	0.668	13:03:08.591	
8 -	33.789	22.727	56.516	76.94	0.744	13:04:05.107	

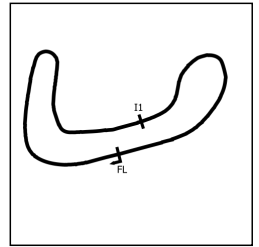
P9 91 J		Sam HIRST		Kawasaki NINJA - Valley Racing			
IDEAL LAP TIME : 56.012		BEST LAP TIME : 56.098		DIFFERENCE : 0.086			
LAP	SECTOR 1	SECTOR 2	LAP TIME	MPH	DIFF	TIME OF DAY	
1 -		22.654	1:03.451	68.53	7.353	12:57:33.296	
2 -	34.431	22.671	57.102	76.15	1.004	12:58:30.398	
3 -	33.653	22.842	56.495	76.97	0.397	12:59:26.893	
4 -	33.723	22.804	56.527	76.92	0.429	13:00:23.420	
5 -	33.610	22.675	56.285 (3)	77.26	0.187	13:01:19.705	
6 -	33.466	22.632	56.098 (1)	77.51		13:02:15.803	
7 -	33.549	22.992	56.541	76.91	0.443	13:03:12.344	
8 -	33.676	22.546	56.222 (2)	77.34	0.124	13:04:08.566	

P10 72 J		Samuel MUNSON		Kawazaki NINJA 400 -			
IDEAL LAP TIME : 55.922		BEST LAP TIME : 55.922		DIFFERENCE : 0.000			
LAP	SECTOR 1	SECTOR 2	LAP TIME	MPH	DIFF	TIME OF DAY	
1 -		23.000	1:03.365	68.62	7.443	12:57:33.210	
2 -	34.156	22.947	57.103	76.15	1.181	12:58:30.313	
3 -	34.162	22.860	57.022	76.26	1.100	12:59:27.335	
4 -	33.810	22.643	56.453	77.03	0.531	13:00:23.788	
5 -	33.645	22.748	56.393	77.11	0.471	13:01:20.181	
6 -	33.827	22.557	56.384 (3)	77.12	0.462	13:02:16.565	
7 -	33.514	22.647	56.161 (2)	77.43	0.239	13:03:12.726	
8 -	33.462	22.460	55.922 (1)	77.76		13:04:08.648	

BMCRC - MRO Championships 2022 - Rnd 9 @ Brands Hatch Indy

ACU Team Green Junior Cup & Senior 300

RACE 4 - SECTOR ANALYSIS



SECTOR 1 = FL to I1, SECTOR 2 = I1 to FL, DIFF = Difference To Personal Best Lap, P = Crossed Finish Line in Pit Lane, D = Time Disallowed

P11 20 J		Jack MUIR		Kawasaki NINJA 400 -			
IDEAL LAP TIME : 55.694		BEST LAP TIME : 55.896		DIFFERENCE : 0.202			
LAP	SECTOR 1	SECTOR 2	LAP TIME	MPH	DIFF	TIME OF DAY	
1 -		22.996	1:04.114	67.82	8.218	12:57:33.959	
2 -	34.009	23.027	57.036	76.24	1.140	12:58:30.995	
3 -	34.007	22.865	56.872	76.46	0.976	12:59:27.867	
4 -	33.714	22.786	56.500	76.96	0.604	13:00:24.367	
5 -	33.299	22.597	55.896 (1)	77.79		13:01:20.263	
6 -	33.488	22.492	55.980 (2)	77.68	0.084	13:02:16.243	
7 -	33.692	22.848	56.540	76.91	0.644	13:03:12.783	
8 -	33.686	22.395	56.081 (3)	77.54	0.185	13:04:08.864	

P12 31 J		Robbie PARK		Kawasaki NINJA - Mom			
IDEAL LAP TIME : 55.440		BEST LAP TIME : 56.137		DIFFERENCE : 0.697			
LAP	SECTOR 1	SECTOR 2	LAP TIME	MPH	DIFF	TIME OF DAY	
1 -		23.077	1:03.281	68.71	7.144	12:57:33.126	
2 -	34.274	23.105	57.379	75.78	1.242	12:58:30.505	
3 -	33.859	22.884	56.743	76.63	0.606	12:59:27.248	
4 -	33.735	22.720	56.455	77.02	0.318	13:00:23.703	
5 -	33.622	22.705	56.327 (2)	77.20	0.190	13:01:20.030	
6 -	33.988	22.368	56.356 (3)	77.16	0.219	13:02:16.386	
7 -	33.072	23.356	56.428	77.06	0.291	13:03:12.814	
8 -	33.661	22.476	56.137 (1)	77.46		13:04:08.951	

P13 131 J		Dylan MELLOR		Kawasaki NINJA 300 - BDS Motorcycles			
IDEAL LAP TIME : 55.413		BEST LAP TIME : 55.493		DIFFERENCE : 0.080			
LAP	SECTOR 1	SECTOR 2	LAP TIME	MPH	DIFF	TIME OF DAY	
1 -		23.114	1:06.415	65.47	10.922	12:57:36.260	
2 -	33.716	22.546	56.262	77.29	0.769	12:58:32.522	
3 -	33.180	22.313	55.493 (1)	78.36		12:59:28.015	
4 -	33.584	23.016	56.600	76.83	1.107	13:00:24.615	
5 -	33.100	22.644	55.744 (2)	78.01	0.251	13:01:20.359	
6 -	33.333	22.464	55.797 (3)	77.93	0.304	13:02:16.156	
7 -	33.335	23.359	56.694	76.70	1.201	13:03:12.850	
8 -	33.641	22.544	56.185	77.39	0.692	13:04:09.035	

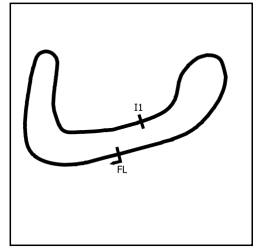
P14 191 J		Craig DANCE		Kawasaki NINJA 300 - 2 brothers scaffolding			
IDEAL LAP TIME : 55.977		BEST LAP TIME : 56.204		DIFFERENCE : 0.227			
LAP	SECTOR 1	SECTOR 2	LAP TIME	MPH	DIFF	TIME OF DAY	
1 -		22.828	1:03.937	68.01	7.733	12:57:33.782	
2 -	34.207	22.640	56.847	76.49	0.643	12:58:30.629	
3 -	33.970	22.914	56.884	76.44	0.680	12:59:27.513	
4 -	34.156	23.181	57.337	75.84	1.133	13:00:24.850	
5 -	33.721	22.713	56.434 (3)	77.05	0.230	13:01:21.284	
6 -	33.663	22.541	56.204 (1)	77.37		13:02:17.488	
7 -	33.436	22.787	56.223 (2)	77.34	0.019	13:03:13.711	
8 -	33.968	22.666	56.634	76.78	0.430	13:04:10.345	

P15 118 J		Max HALL		Kawasaki NINJA 300 - Racecraft rider development			
IDEAL LAP TIME : 56.567		BEST LAP TIME : 56.589		DIFFERENCE : 0.022			
LAP	SECTOR 1	SECTOR 2	LAP TIME	MPH	DIFF	TIME OF DAY	
1 -		23.594	1:05.609	66.28	9.020	12:57:35.454	
2 -	34.545	23.150	57.695	75.37	1.106	12:58:33.149	
3 -	33.770	23.020	56.790 (3)	76.57	0.201	12:59:29.939	
4 -	33.958	22.900	56.858	76.48	0.269	13:00:26.797	
5 -	33.724	22.865	56.589 (1)	76.84		13:01:23.386	
6 -	33.823	23.012	56.835	76.51	0.246	13:02:20.221	
7 -	33.702	23.074	56.776 (2)	76.59	0.187	13:03:16.997	
8 -	34.014	23.348	57.362	75.80	0.773	13:04:14.359	

BMCRC - MRO Championships 2022 - Rnd 9 @ Brands Hatch Indy

ACU Team Green Junior Cup & Senior 300

RACE 4 - SECTOR ANALYSIS



SECTOR 1 = FL to I1, SECTOR 2 = I1 to FL, DIFF = Difference To Personal Best Lap, P = Crossed Finish Line in Pit Lane, D = Time Disallowed

P16 77 J		Joe WHITE		Kawasaki NINJA 400 - Just In Graphics /MZ CONTRACTS/ Silver			
IDEAL LAP TIME : 58.165		BEST LAP TIME : 58.287		DIFFERENCE : 0.122			
LAP	SECTOR 1	SECTOR 2	LAP TIME	MPH	DIFF	TIME OF DAY	
1 -		24.207	1:07.846	64.09	9.559	12:57:37.691	
2 -	35.274	23.482	58.756	74.01	0.469	12:58:36.447	
3 -	35.055	23.395	58.450 (3)	74.39	0.163	12:59:34.897	
4 -	34.964	23.323	58.287 (1)	74.60		13:00:33.184	
5 -	35.081	23.550	58.631	74.16	0.344	13:01:31.815	
6 -	35.007	23.585	58.592	74.21	0.305	13:02:30.407	
7 -	34.842	23.624	58.466	74.37	0.179	13:03:28.873	
8 -	35.107	23.329	58.436 (2)	74.41	0.149	13:04:27.309	

P17 18 J		George HIGGINS		Kawasaki NINJA 400 - Aztec Racing			
IDEAL LAP TIME : 57.861		BEST LAP TIME : 57.921		DIFFERENCE : 0.060			
LAP	SECTOR 1	SECTOR 2	LAP TIME	MPH	DIFF	TIME OF DAY	
1 -		24.122	1:07.282	64.63	9.361	12:57:37.127	
2 -	35.148	23.686	58.834	73.91	0.913	12:58:35.961	
3 -	34.620	23.909	58.529 (3)	74.29	0.608	12:59:34.490	
4 -	34.976	23.634	58.610	74.19	0.689	13:00:33.100	
5 -	35.689	23.437	59.126	73.54	1.205	13:01:32.226	
6 -	35.093	23.768	58.861	73.87	0.940	13:02:31.087	
7 -	34.627	23.769	58.396 (2)	74.46	0.475	13:03:29.483	
8 -	34.680	23.241	57.921 (1)	75.07		13:04:27.404	

P18 66 S		Mark SMITH		Kawasaki NINJA 300 - IMP RACING			
IDEAL LAP TIME : 58.254		BEST LAP TIME : 58.647		DIFFERENCE : 0.393			
LAP	SECTOR 1	SECTOR 2	LAP TIME	MPH	DIFF	TIME OF DAY	
1 -		23.447	1:06.328	65.56	7.681	12:57:36.173	
2 -	35.099	23.626	58.725 (3)	74.05	0.078	12:58:34.898	
3 -	35.316	23.757	59.073	73.61	0.426	12:59:33.971	
4 -	35.037	23.774	58.811	73.94	0.164	13:00:32.782	
5 -	35.702	23.502	59.204	73.45	0.557	13:01:31.986	
6 -	35.198	23.563	58.761	74.00	0.114	13:02:30.747	
7 -	34.836	23.811	58.647 (1)	74.14		13:03:29.394	
8 -	35.268	23.418	58.686 (2)	74.09	0.039	13:04:28.080	

P19 58 J		Matthew WOOD		Kawasaki NINJA 300 - Pull the Pin Racing			
IDEAL LAP TIME : 57.721		BEST LAP TIME : 58.082		DIFFERENCE : 0.361			
LAP	SECTOR 1	SECTOR 2	LAP TIME	MPH	DIFF	TIME OF DAY	
1 -		24.301	1:07.673	64.25	9.591	12:57:37.518	
2 -	35.160	23.866	59.026	73.67	0.944	12:58:36.544	
3 -	35.135	23.539	58.674	74.11	0.592	12:59:35.218	
4 -	34.848	23.373	58.221 (2)	74.69	0.139	13:00:33.439	
5 -	35.665	23.622	59.287	73.34	1.205	13:01:32.726	
6 -	34.908	23.814	58.722	74.05	0.640	13:02:31.448	
7 -	34.348	23.734	58.082 (1)	74.87		13:03:29.530	
8 -	35.252	23.399	58.651 (3)	74.14	0.569	13:04:28.181	

P20 62 S		Nicholas BETTRIDGE		Kawasaki NINJA - Weald builders			
IDEAL LAP TIME : 58.379		BEST LAP TIME : 58.379		DIFFERENCE : 0.000			
LAP	SECTOR 1	SECTOR 2	LAP TIME	MPH	DIFF	TIME OF DAY	
1 -		23.939	1:05.936	65.95	7.557	12:57:35.781	
2 -	35.349	23.682	59.031	73.66	0.652	12:58:34.812	
3 -	35.532	23.708	59.240	73.40	0.861	12:59:34.052	
4 -	35.124	23.801	58.925	73.79	0.546	13:00:32.977	
5 -	35.942	23.525	59.467	73.12	1.088	13:01:32.444	
6 -	35.035	23.804	58.839 (3)	73.90	0.460	13:02:31.283	
7 -	35.183	23.528	58.711 (2)	74.06	0.332	13:03:29.994	
8 -	34.942	23.437	58.379 (1)	74.48		13:04:28.373	

BMCRC - MRO Championships 2022 - Rnd 9 @ Brands Hatch Indy

ACU Team Green Junior Cup & Senior 300

RACE 4 - SECTOR ANALYSIS



SECTOR 1 = FL to I1, SECTOR 2 = I1 to FL, DIFF = Difference To Personal Best Lap, P = Crossed Finish Line in Pit Lane, D = Time Disallowed

P21 0 S		Elizabeth CLEAVER		Kawasaki NINJA 400 -			
IDEAL LAP TIME : 57.871		BEST LAP TIME : 58.208		DIFFERENCE : 0.337			
LAP	SECTOR 1	SECTOR 2	LAP TIME	MPH	DIFF	TIME OF DAY	
1 -		24.436	1:08.903	63.11	10.695	12:57:38.748	
2 -	35.457	23.192	58.649	74.14	0.441	12:58:37.397	
3 -	35.305	23.072	58.377 (3)	74.49	0.169	12:59:35.774	
4 -	35.576	23.103	58.679	74.10	0.471	13:00:34.453	
5 -	34.981	23.332	58.313 (2)	74.57	0.105	13:01:32.766	
6 -	35.645	23.380	59.025	73.67	0.817	13:02:31.791	
7 -	35.204	23.256	58.460	74.38	0.252	13:03:30.251	
8 -	35.318	22.890	58.208 (1)	74.70		13:04:28.459	

P22 70 S		Justin WHITE		Kawasaki NINJA 400 - Just In Graphics			
IDEAL LAP TIME : 58.395		BEST LAP TIME : 58.501		DIFFERENCE : 0.106			
LAP	SECTOR 1	SECTOR 2	LAP TIME	MPH	DIFF	TIME OF DAY	
1 -		24.236	1:07.757	64.17	9.256	12:57:37.602	
2 -	35.657	23.705	59.362	73.25	0.861	12:58:36.964	
3 -	35.135	23.532	58.667 (3)	74.12	0.166	12:59:35.631	
4 -	35.162	23.579	58.741	74.03	0.240	13:00:34.372	
5 -	35.373	23.659	59.032	73.66	0.531	13:01:33.404	
6 -	35.405	23.686	59.091	73.59	0.590	13:02:32.495	
7 -	34.953	23.548	58.501 (1)	74.33		13:03:30.996	
8 -	35.061	23.442	58.503 (2)	74.33	0.002	13:04:29.499	

P23 277 S		Richard HAYWARD		Kawasaki NINJA 300 - Hazel Motors/ Gforce			
IDEAL LAP TIME : 58.701		BEST LAP TIME : 58.819		DIFFERENCE : 0.118			
LAP	SECTOR 1	SECTOR 2	LAP TIME	MPH	DIFF	TIME OF DAY	
1 -		24.922	1:10.178	61.96	11.359	12:57:40.023	
2 -	35.849	24.040	59.889	72.61	1.070	12:58:39.912	
3 -	35.941	23.881	59.822	72.69	1.003	12:59:39.734	
4 -	35.797	23.617	59.414	73.19	0.595	13:00:39.148	
5 -	35.716	24.284	1:00.000	72.47	1.181	13:01:39.148	
6 -	35.416	23.488	58.904 (2)	73.82	0.085	13:02:38.052	
7 -	35.213	23.606	58.819 (1)	73.93		13:03:36.871	
8 -	35.749	23.542	59.291 (3)	73.34	0.472	13:04:36.162	

P24 54 S		Ben SCOTT		Kawasaki NINJA 250 - GI Landscapes VampTech			
IDEAL LAP TIME : 58.800		BEST LAP TIME : 58.928		DIFFERENCE : 0.128			
LAP	SECTOR 1	SECTOR 2	LAP TIME	MPH	DIFF	TIME OF DAY	
1 -		25.408	1:10.097	62.03	11.169	12:57:39.942	
2 -	36.149	24.058	1:00.207	72.22	1.279	12:58:40.149	
3 -	35.852	24.025	59.877	72.62	0.949	12:59:40.026	
4 -	35.599	23.709	59.308	73.32	0.380	13:00:39.334	
5 -	35.516	23.768	59.284 (3)	73.35	0.356	13:01:38.618	
6 -	35.258	24.190	59.448	73.14	0.520	13:02:38.066	
7 -	35.347	23.903	59.250 (2)	73.39	0.322	13:03:37.316	
8 -	35.386	23.542	58.928 (1)	73.79		13:04:36.244	

P25 400 S		Stuart THURTLÉ		Kawasaki NINJA 400 - TeamTortoise Racing			
IDEAL LAP TIME : 59.029		BEST LAP TIME : 59.180		DIFFERENCE : 0.151			
LAP	SECTOR 1	SECTOR 2	LAP TIME	MPH	DIFF	TIME OF DAY	
1 -		24.561	1:10.013	62.11	10.833	12:57:39.858	
2 -	36.412	24.013	1:00.425	71.96	1.245	12:58:40.283	
3 -	36.597	24.468	1:01.065	71.21	1.885	12:59:41.348	
4 -	36.543	23.764	1:00.307	72.10	1.127	13:00:41.655	
5 -	35.714	23.708	59.422 (3)	73.18	0.242	13:01:41.077	
6 -	35.546	23.717	59.263 (2)	73.37	0.083	13:02:40.340	
7 -	35.865	23.669	59.534	73.04	0.354	13:03:39.874	
8 -	35.697	23.483	59.180 (1)	73.48		13:04:39.054	

BMCRC - MRO Championships 2022 - Rnd 9 @ Brands Hatch Indy

ACU Team Green Junior Cup & Senior 300

RACE 4 - SECTOR ANALYSIS



SECTOR 1 = FL to I1, SECTOR 2 = I1 to FL, DIFF = Difference To Personal Best Lap, P = Crossed Finish Line in Pit Lane, D = Time Disallowed

P26 48 S		Kevin SABBARTON		Kawasaki NINJA 300 -			
IDEAL LAP TIME : 59.304		BEST LAP TIME : 59.339		DIFFERENCE : 0.035			
LAP	SECTOR 1	SECTOR 2	LAP TIME	MPH	DIFF	TIME OF DAY	
1 -		24.331	1:10.266	61.88	10.927	12:57:40.111	
2 -	37.161	23.899	1:01.060	71.21	1.721	12:58:41.171	
3 -	36.241	24.129	1:00.370	72.03	1.031	12:59:41.541	
4 -	36.347	24.214	1:00.561	71.80	1.222	13:00:42.102	
5 -	35.878	23.754	59.632	72.92	0.293	13:01:41.734	
6 -	35.787	23.784	59.571 (3)	72.99	0.232	13:02:41.305	
7 -	35.630	23.809	59.439 (2)	73.16	0.100	13:03:40.744	
8 -	35.665	23.674	59.339 (1)	73.28		13:04:40.083	

P27 50 J		Jay YELDHAM		Kawasaki NINJA 400 - WKD Installations			
IDEAL LAP TIME : 1:00.023		BEST LAP TIME : 1:00.110		DIFFERENCE : 0.087			
LAP	SECTOR 1	SECTOR 2	LAP TIME	MPH	DIFF	TIME OF DAY	
1 -		24.766	1:09.078	62.95	8.968	12:57:38.923	
2 -	36.327	24.627	1:00.954	71.34	0.844	12:58:39.877	
3 -	36.857	24.709	1:01.566	70.63	1.456	12:59:41.443	
4 -	36.893	24.298	1:01.191	71.06	1.081	13:00:42.634	
5 -	35.847	24.263	1:00.110 (1)	72.34		13:01:42.744	
6 -	36.029	24.491	1:00.520 (3)	71.85	0.410	13:02:43.264	
7 -	36.181	24.176	1:00.357 (2)	72.04	0.247	13:03:43.621	
8 -	37.107	24.471	1:01.578	70.61	1.468	13:04:45.199	

P28 135 J		Jack NEWTON		Kawasaki NINJA 300 - York motorbikes			
IDEAL LAP TIME : 1:01.170		BEST LAP TIME : 1:01.327		DIFFERENCE : 0.157			
LAP	SECTOR 1	SECTOR 2	LAP TIME	MPH	DIFF	TIME OF DAY	
1 -		25.667	1:14.063	58.71	12.736	12:57:43.908	
2 -	37.990	25.068	1:03.058	68.96	1.731	12:58:46.966	
3 -	37.247	24.833	1:02.080 (3)	70.04	0.753	12:59:49.046	
4 -	37.718	24.980	1:02.698	69.35	1.371	13:00:51.744	
5 -	37.097	25.137	1:02.234	69.87	0.907	13:01:53.978	
6 -	37.406	24.744	1:02.150	69.96	0.823	13:02:56.128	
7 -	36.687	24.640	1:01.327 (1)	70.90		13:03:57.455	
8 -	36.530	24.879	1:01.409 (2)	70.81	0.082	13:04:58.864	

P29 99 S		Daniel ATKINSON		Kawasaki NINJA 300 - Major heat			
IDEAL LAP TIME : 1:01.089		BEST LAP TIME : 1:01.178		DIFFERENCE : 0.089			
LAP	SECTOR 1	SECTOR 2	LAP TIME	MPH	DIFF	TIME OF DAY	
1 -		25.792	1:14.356	58.48	13.178	12:57:44.201	
2 -	38.150	25.348	1:03.498	68.48	2.320	12:58:47.699	
3 -	37.672	24.653	1:02.325 (2)	69.77	1.147	12:59:50.024	
4 -	37.637	25.145	1:02.782	69.26	1.604	13:00:52.806	
5 -	37.265	25.417	1:02.682	69.37	1.504	13:01:55.488	
6 -	37.760	24.769	1:02.529 (3)	69.54	1.351	13:02:58.017	
7 -	36.436	24.742	1:01.178 (1)	71.08		13:03:59.195	

P30 4 S		Nigel FRANKLIN		Kawasaki NINJA - Jane Franklin			
IDEAL LAP TIME : 1:02.655		BEST LAP TIME : 1:02.908		DIFFERENCE : 0.253			
LAP	SECTOR 1	SECTOR 2	LAP TIME	MPH	DIFF	TIME OF DAY	
1 -		25.551	1:13.269	59.35	10.361	12:57:43.114	
2 -	37.736	25.183	1:02.919 (3)	69.11	0.011	12:58:46.033	
3 -	37.549	25.359	1:02.908 (1)	69.12		12:59:48.941	
4 -	38.091	25.193	1:03.284	68.71	0.376	13:00:52.225	
5 -	37.599	25.417	1:03.016	69.00	0.108	13:01:55.241	
6 -	37.802	25.106	1:02.908 (1)	69.12		13:02:58.149	
7 -	38.447	25.785	1:04.232	67.70	1.324	13:04:02.381	

BMCRC - MRO Championships 2022 - Rnd 9 @ Brands Hatch Indy

ACU Team Green Junior Cup & Senior 300

RACE 4 - SECTOR ANALYSIS



SECTOR 1 = FL to I1, SECTOR 2 = I1 to FL, DIFF = Difference To Personal Best Lap, P = Crossed Finish Line in Pit Lane, D = Time Disallowed

P31 33 J Patrick KLINGE		Kawasaki NINJA 300 -				
IDEAL LAP TIME : 1:03.166		BEST LAP TIME : 1:03.166				
		DIFFERENCE : 0.000				
LAP	SECTOR 1	SECTOR 2	LAP TIME	MPH	DIFF	TIME OF DAY
1 -		25.626	1:13.215	59.39	10.049	12:57:43.060
2 -	39.633	25.938	1:05.571	66.31	2.405	12:58:48.631
3 -	38.670	25.175	1:03.845 (2)	68.11	0.679	12:59:52.476
4 -	38.513	25.352	1:03.865 (3)	68.09	0.699	13:00:56.341
5 -	38.553	25.434	1:03.987	67.96	0.821	13:02:00.328
6 -	38.830	25.570	1:04.400	67.52	1.234	13:03:04.728
7 -	38.069	25.097	1:03.166 (1)	68.84		13:04:07.894

P32 87 J Sam ATKINSON		Kawasaki NINJA 300 - Major Heat				
IDEAL LAP TIME : 1:04.331		BEST LAP TIME : 1:04.331				
		DIFFERENCE : 0.000				
LAP	SECTOR 1	SECTOR 2	LAP TIME	MPH	DIFF	TIME OF DAY
1 -		26.128	1:15.357	57.70	11.026	12:57:45.202
2 -	39.056	25.723	1:04.779 (2)	67.12	0.448	12:58:49.981
3 -	39.072	25.838	1:04.910	66.99	0.579	12:59:54.891
4 -	39.189	26.621	1:05.810	66.07	1.479	13:01:00.701
5 -	39.284	25.642	1:04.926	66.97	0.595	13:02:05.627
6 -	39.366	25.511	1:04.877 (3)	67.02	0.546	13:03:10.504
7 -	39.030	25.301	1:04.331 (1)	67.59		13:04:14.835

P33 73 S Jemma HANNAFORD		Kawasaki NINJA 300 -				
IDEAL LAP TIME : 1:02.332		BEST LAP TIME : 1:02.672				
		DIFFERENCE : 0.340				
LAP	SECTOR 1	SECTOR 2	LAP TIME	MPH	DIFF	TIME OF DAY
1 -		25.646	1:13.804	58.92	11.132	12:57:43.649
2 -	37.958	25.277	1:03.235 (2)	68.76	0.563	12:58:46.884
3 -	37.924	24.748	1:02.672 (1)	69.38		12:59:49.556
4 -	37.584	35.724	1:13.308	59.31	10.636	13:01:02.864
5 -	39.838	25.999	1:05.837 (3)	66.05	3.165	13:02:08.701

BMCRC - MRO Championships 2022 - Rnd 9 @ Brands Hatch Indy

ACU Team Green Junior Cup & Senior 300

RACE 4 - BEST SECTORS

SECTOR 1			SECTOR 2			IDEAL / BEST COMPARISON						
POS	NO	NAME	TIME	NO	NAME	TIME	POS	NO	NAME	IDEAL	BEST	DIFF
									PERFECT LAP	54.479		
1	19	O'MARA	32.509	19	O'MARA	21.970	1	19	O'MARA	54.479	54.517	0.038
2	60	DOCHERTY	32.566	35	WESTON	22.018	2	35	WESTON	54.636	55.056	0.420
3	35	WESTON	32.618	27	DORLING	22.194	3	27	DORLING	54.904	55.010	0.106
4	27	DORLING	32.710	95	MARSHALL	22.225	4	60	DOCHERTY	54.921	54.921	0.000
5	311	WARD	32.753	311	WARD	22.278	5	311	WARD	55.031	55.228	0.197
6	95	MARSHALL	32.853	131	MELLOR	22.313	6	95	MARSHALL	55.078	55.124	0.046
7	31	PARK	33.072	60	DOCHERTY	22.355	7	131	MELLOR	55.413	55.493	0.080
8	131	MELLOR	33.100	31	PARK	22.368	8	31	PARK	55.440	56.137	0.697
9	777	HARDY	33.208	20	MUIR	22.395	9	125	JOLLIFFE	55.653	55.772	0.119
10	125	JOLLIFFE	33.228	125	JOLLIFFE	22.425	10	20	MUIR	55.694	55.896	0.202
11	20	MUIR	33.299	72	MUNSON	22.460	11	777	HARDY	55.755	55.297	-0.458
12	191	DANCE	33.436	191	DANCE	22.541	12	72	MUNSON	55.922	55.922	0.000
13	72	MUNSON	33.462	91	HIRST	22.546	13	191	DANCE	55.977	56.204	0.227
14	91	HIRST	33.466	777	HARDY	22.547	14	91	HIRST	56.012	56.098	0.086
15	118	HALL	33.702	118	HALL	22.865	15	118	HALL	56.567	56.589	0.022
16	58	WOOD	34.348	0	CLEAVER	22.890	16	58	WOOD	57.721	58.082	0.361
17	18	HIGGINS	34.620	18	HIGGINS	23.241	17	18	HIGGINS	57.861	57.921	0.060
18	66	SMITH	34.836	77	WHITE	23.323	18	0	CLEAVER	57.871	58.208	0.337
19	77	WHITE	34.842	58	WOOD	23.373	19	77	WHITE	58.165	58.287	0.122
20	62	BETTRIDGE	34.942	66	SMITH	23.418	20	66	SMITH	58.254	58.647	0.393
21	70	WHITE	34.953	62	BETTRIDGE	23.437	21	62	BETTRIDGE	58.379	58.379	0.000
22	0	CLEAVER	34.981	70	WHITE	23.442	22	70	WHITE	58.395	58.501	0.106
23	277	HAYWARD	35.213	400	THURTL	23.483	23	277	HAYWARD	58.701	58.819	0.118
24	54	SCOTT	35.258	277	HAYWARD	23.488	24	54	SCOTT	58.800	58.928	0.128
25	400	THURTL	35.546	54	SCOTT	23.542	25	400	THURTL	59.029	59.180	0.151
26	48	SABBARTON	35.630	48	SABBARTON	23.674	26	48	SABBARTON	59.304	59.339	0.035
27	50	YELDHAM	35.847	50	YELDHAM	24.176	27	50	YELDHAM	1:00.023	1:00.110	0.087
28	99	ATKINSON	36.436	135	NEWTON	24.640	28	99	ATKINSON	1:01.089	1:01.178	0.089
29	135	NEWTON	36.530	99	ATKINSON	24.653	29	135	NEWTON	1:01.170	1:01.327	0.157
30	4	FRANKLIN	37.549	73	HANNAFORD	24.748	30	73	HANNAFORD	1:02.332	1:02.672	0.340
31	73	HANNAFORD	37.584	33	KLINGE	25.097	31	4	FRANKLIN	1:02.655	1:02.908	0.253
32	33	KLINGE	38.069	4	FRANKLIN	25.106	32	33	KLINGE	1:03.166	1:03.166	0.000
33	87	ATKINSON	39.030	87	ATKINSON	25.301	33	87	ATKINSON	1:04.331	1:04.331	0.000

BMCRC - MRO Championships 2022 - Rnd 9 @ Brands Hatch Indy

ACU Team Green Junior Cup & Senior 300

RACE 4 - STATISTICS

Competitors Started 33
Planned Start 2022-10-01 @ 12:32:00.000
Actual Start 2022-10-01 @ 12:56:29.844
Finish Time 2022-10-01 @ 13:03:58.810
Track Length 1.2079mi.
Total Laps 257
Total Distance Covered 310.4420mi.

Session Fastest Lap History

NO	CL	NAME	LAP TIME	TIME OF DAY	LAP	VEHICLE
60	J	Lennon DOCHERTY	55.534	12:58:26.742	2	Kawasaki NINJA 400
60	J	Lennon DOCHERTY	55.443	12:59:22.187	3	Kawasaki NINJA 400
311	J	Nathan-Ellis WARD	55.314	12:59:23.601	3	Kawasaki NINJA 300
35	J	Zack WESTON	55.218	12:59:23.622	3	Kawasaki NINJA 400
60	J	Lennon DOCHERTY	55.029	13:00:17.214	4	Kawasaki NINJA 400
19	J	James O'MARA	54.937	13:00:17.893	4	Kawasaki NINJA 400
60	J	Lennon DOCHERTY	54.921	13:01:12.134	5	Kawasaki NINJA 400
19	J	James O'MARA	54.517	13:01:12.409	5	Kawasaki NINJA 400

Session Leader History

NO	CL	NAME	FROM LAP	LAPS LED	DISTANCE	VEHICLE
60	J	Lennon DOCHERTY	1	8	9.66 miles	Kawasaki NINJA 400

Flag History

TYPE	TIME OF DAY
GREEN	12:56:29.844
FINISH	13:03:58.810

Flag Statistics

TYPE	COUNT	TOTAL LAPS	TOTAL TIME
Green	1	8	8:42.240
Red	0	0	0.000
Safety Car	0	0	0.000
FCY	0	0	0.000

BMCRC - MRO Championships 2022 - Rnd 9 @ Brands Hatch Indy

ACU Team Green Junior Cup & Senior 300

RACE 4 - STATISTICS

CLASS : J

22 Starters

Fastest Lap History

NO	NAME	LAP TIME	TIME OF DAY	LAP	VEHICLE
60	Lennon DOCHERTY	55.534	12:58:26.742	2	Kawasaki NINJA 400
60	Lennon DOCHERTY	55.443	12:59:22.187	3	Kawasaki NINJA 400
311	Nathan-Ellis WARD	55.314	12:59:23.601	3	Kawasaki NINJA 300
35	Zack WESTON	55.218	12:59:23.622	3	Kawasaki NINJA 400
60	Lennon DOCHERTY	55.029	13:00:17.214	4	Kawasaki NINJA 400
19	James O'MARA	54.937	13:00:17.893	4	Kawasaki NINJA 400
60	Lennon DOCHERTY	54.921	13:01:12.134	5	Kawasaki NINJA 400
19	James O'MARA	54.517	13:01:12.409	5	Kawasaki NINJA 400

Leader History

NO	NAME	FROM LAP	LAPS LED	DISTANCE	VEHICLE
60	Lennon DOCHERTY	1	8	9.66 miles	Kawasaki NINJA 400

BMCRC - MRO Championships 2022 - Rnd 9 @ Brands Hatch Indy

ACU Team Green Junior Cup & Senior 300

RACE 4 - STATISTICS

CLASS : S

11 Starters

Fastest Lap History

NO	NAME	LAP TIME	TIME OF DAY	LAP	VEHICLE
62	Nicholas BETTRIDGE	59.031	12:58:34.824	2	Kawasaki NINJA
66	Mark SMITH	58.725	12:58:34.872	2	Kawasaki NINJA 300
0	Elizabeth CLEAVER	58.649	12:58:37.428	2	Kawasaki NINJA 400
0	Elizabeth CLEAVER	58.377	12:59:35.804	3	Kawasaki NINJA 400
0	Elizabeth CLEAVER	58.313	13:01:32.766	5	Kawasaki NINJA 400
0	Elizabeth CLEAVER	58.208	13:04:28.484	8	Kawasaki NINJA 400

Leader History

NO	NAME	FROM LAP	LAPS LED	DISTANCE	VEHICLE
62	Nicholas BETTRIDGE	1	2	2.41 miles	Kawasaki NINJA
66	Mark SMITH	3	6	7.24 miles	Kawasaki NINJA 300

BMCRC - MRO Championships 2022 - Rnd 9 @ Brands Hatch Indy



ACU Team Green Junior Cup & Senior 300

RACE 14 - GRID (10 Laps)



ROW 12	36	156	Jack WOLFF	35	34	Oliver ARBON	34	141	Noah GUILLERY				
ROW 11			1:04.331	33	87	Sam ATKINSON	32	33	Patrick KLINGE	31	4	Nigel FRANKLIN	1:02.908
ROW 10			1:02.672	30	73	Jemma HANNAFORD	29	135	Jack NEWTON	28	99	Daniel ATKINSON	1:01.178
ROW 9			1:00.110	27	50	Jay YELDHAM	26	48	Kevin SABBARTON	25	400	Stuart THURTL	59.180
ROW 8			58.928	24	54	Ben SCOTT	23	277	Richard HAYWARD	22	66	Mark SMITH	58.647
ROW 7			58.501	21	70	Justin WHITE	20	62	Nicholas BETTRIDGE	19	77	Joe WHITE	58.287
ROW 6			58.208	18	0	Elizabeth CLEAVER	17	58	Matthew WOOD	16	18	George HIGGINS	57.921
ROW 5			56.589	15	118	Max HALL	14	191	Craig DANCE	13	31	Robbie PARK	56.137
ROW 4			56.098	12	91	Sam HIRST	11	72	Samuel MUNSON	10	20	Jack MUIR	55.896
ROW 3			55.772	9	125	Ben JOLLIFFE	8	131	Dylan MELLOR	7	777	Maximus HARDY	55.297
ROW 2			55.228	6	311	Nathan-Ellis WARD	5	95	Greg MARSHALL	4	35	Zack WESTON	55.056
ROW 1			55.010	3	27	Felix DORLING	2	60	Lennon DOCHERTY	1	19	James O'MARA	54.517
Pole													

Brands Hatch Indy: 1.2079 miles

These results are provisional until the conclusion of any judicial and technical matters.

Clerk Of Course :	Stewards :	Timekeeper : <i>Craig Smith</i>
-------------------	------------	------------------------------------

Results can be found at www.tsl-timing.com

Printed - 13:09 Saturday, 01 October 2022



BMCRC - MRO Championships 2022 - Rnd 9 @ Brands Hatch Indy



ACU Team Green Junior Cup & Senior 300

RACE 14 - CLASSIFICATION

Kawasaki

POS	NO	CL	PIC NAME	ENTRY	LAPS	TIME	GAP	DIFF	MPH	BEST	ON
1	60	J	1 Lennon DOCHERTY	Kawasaki NINJA 400 - Doc Fit Training	10	9:18.962			77.79	54.849	5
2	35	J	2 Zack WESTON	Kawasaki NINJA 400 - NW Racing	10	9:19.968	1.006	1.006	77.65	54.375	9
3	131	J	3 Dylan MELLOR	Kawasaki NINJA 300 - BDS Motorcycles	10	9:20.205	1.243	0.237	77.62	54.878	6
4	19	J	4 James O'MARA	Kawasaki NINJA 400 - BRP Machining Ltd	10	9:20.209	1.247	0.004	77.62	54.537	9
5	27	J	5 Felix DORLING	Kawasaki NINJA 400 - Kernow Controls	10	9:20.438	1.476	0.229	77.59	54.540	9
6	125	J	6 Ben JOLLIFFE	Kawasaki NINJA 400 -	10	9:22.638	3.676	2.200	77.28	54.873	7
7	311	J	7 Nathan-Ellis WARD	Kawasaki NINJA 300 - Zipped up racing	10	9:22.915	3.953	0.277	77.25	55.073	7
8	95	J	8 Greg MARSHALL	Kawasaki NINJA 300 - Mum & Dad; HEL Performanc	10	9:22.943	3.981	0.028	77.24	55.127	7
9	31	J	9 Robbie PARK	Kawasaki NINJA - Mom	10	9:26.152	7.190	3.209	76.80	55.370	5
10	91	J	10 Sam HIRST	Kawasaki NINJA - Valley Racing	10	9:28.415	9.453	2.263	76.50	55.608	10
11	777*	J	11 Maximus HARDY	Kawasaki NINJA 400 - DAD	10	9:29.035	10.073	0.620	76.42	55.249	4
12	72	J	12 Samuel MUNSON	Kawazaki NINJA 400 -	10	9:32.752	13.790	3.717	75.92	56.099	3
13	20	J	13 Jack MUIR	Kawasaki NINJA 400 -	10	9:32.911	13.949	0.159	75.90	56.142	7
14	58	J	14 Matthew WOOD	Kawasaki NINJA 300 - Pull the Pin Racing	10	9:48.146	29.184	15.235	73.93	57.498	5
15	18	J	15 George HIGGINS	Kawasaki NINJA 400 - Aztec Racing	10	9:48.264	29.302	0.118	73.92	57.468	9
16	77	J	16 Joe WHITE	Kawasaki NINJA 400 - Just In Graphics /MZ CONTR	10	9:49.236	30.274	0.972	73.80	57.785	10
17	62	S	1 Nicholas BETTRIDGE	Kawasaki NINJA - Weald builders	10	9:56.510	37.548	7.274	72.90	58.382	5
18	277	S	2 Richard HAYWARD	Kawasaki NINJA 300 - Hazel Motors/ Gforce	10	9:56.530	37.568	0.020	72.89	58.260	2
19	0	S	3 Elizabeth CLEAVER	Kawasaki NINJA 400 -	10	9:56.550	37.588	0.020	72.89	58.002	3
20	66	S	4 Mark SMITH	Kawasaki NINJA 300 - IMP RACING	10	9:56.620	37.658	0.070	72.88	58.442	5
21	70	S	5 Justin WHITE	Kawasaki NINJA 400 - Just In Graphics	10	10:01.910	42.948	5.290	72.24	58.906	5
22	400	S	6 Stuart THURTLIE	Kawasaki NINJA 400 - TeamTortoise Racing	10	10:10.440	51.478	8.530	71.23	59.033	7
23	141	J	17 Noah GUILLERY	Kawasaki NINJA 300 - MDM-R	10	10:10.626	51.664	0.186	71.21	59.112	10
24	48	S	7 Kevin SABBARTON	Kawasaki NINJA 300 -	10	10:11.206	52.244	0.580	71.14	58.830	10
25	50	J	18 Jay YELDHAM	Kawasaki NINJA 400 - WKD Installations	10	10:14.134	55.172	2.928	70.80	1:00.149	8
26	135	J	19 Jack NEWTON	Kawasaki NINJA 300 - York motorbikes	10	10:14.544	55.582	0.410	70.76	59.985	9
27	99	S	8 Daniel ATKINSON	Kawasaki NINJA 300 - Major heat	9	9:29.141	1 Lap	1 Lap	68.76	1:01.042	5
28	73	S	9 Jemma HANNAFORD	Kawasaki NINJA 300 -	9	9:34.986	1 Lap	5.845	68.06	1:01.702	9
29	4	S	10 Nigel FRANKLIN	Kawasaki NINJA - Jane Franklin	9	9:42.969	1 Lap	7.983	67.13	1:02.977	9
30	33	J	20 Patrick KLINGE	Kawasaki NINJA 300 -	9	9:43.563	1 Lap	0.594	67.06	1:03.080	8

NOT CLASSIFIED

DNF	118	J	Max HALL	Kawasaki NINJA 300 - Racecraft rider development	8	7:44.189	2 Laps	1 Lap	74.94	56.254	5
DNF	54	S	Ben SCOTT	Kawasaki NINJA 250 - GI Landscapes VampTech	6	6:15.651	4 Laps	2 Laps	69.45	1:00.636	2
DNF	87	J	Sam ATKINSON	Kawasaki NINJA 300 - Major Heat	6	6:33.443	4 Laps	17.792	66.31	1:03.380	4
DNF	191	J	Craig DANCE	Kawasaki NINJA 300 - 2 brothers scaffolding	5	4:48.924	5 Laps	1 Lap	75.25	55.926	5

FASTEST LAP

35	J	Zack WESTON	Kawasaki NINJA 400 - NW Racing	9	54.375	79.97 mph	128.70 kph
0	S	Elizabeth CLEAVER	Kawasaki NINJA 400 -	3	58.002	74.97 mph	120.65 kph

* No. 777 - Please fit a working transponder
 Class J - 92.5% of Race Speed = 71.95 mph
 Class S - 92.5% of Race Speed = 67.43 mph

Weather / Track : Cloudy / Dry

These results are provisional until the conclusion of any judicial and technical matters.

Race Distance: 10 Laps / 12.07 miles

Brands Hatch Indy: 1.2079 miles

Date: 01/10/2022 Start: 15:58 Finish: 16:07

Clerk Of Course :	Stewards :	Timekeeper : <i>Craig Smith</i>
-------------------	------------	------------------------------------

Results can be found at www.tsl-timing.com

Printed - 16:10 Saturday, 01 October 2022



BMCR - MRO Championships 2022 - Rnd 9 @ Brands Hatch Indy

ACU Team Green Junior Cup & Senior 300

RACE 14 - LAP CHART

LAP 1 @ 15:59:13.298

NO	BEHIND	LAP TIME
19		1:01.122
60	0.056	1:01.178
35	0.266	1:01.388
95	0.519	1:01.641
311	1.037	1:02.159
27	1.124	1:02.246
131	1.300	1:02.422
777	1.444	1:02.566
125	1.473	1:02.595
31	1.937	1:03.059
91	2.262	1:03.384
20	2.591	1:03.713
72	2.811	1:03.933
191	3.111	1:04.233
118	3.385	1:04.507
77	4.291	1:05.413
18	4.997	1:06.119
66	5.174	1:06.296
58	5.296	1:06.418
62	5.572	1:06.694
277	6.047	1:07.169
70	6.427	1:07.549
0	6.653	1:07.775
48	7.635	1:08.757
50	8.332	1:09.454
54	8.619	1:09.741
400	8.720	1:09.842
135	9.503	1:10.625
141	9.849	1:10.971
99	11.157	1:12.279
4	11.775	1:12.897
73	12.686	1:13.808
33	12.932	1:14.054
87	13.732	1:14.854

LAP 2 @ 16:00:09.090

NO	BEHIND	LAP TIME
60		55.736
19	0.083	55.875
35	0.192	55.718
95	0.385	55.658
27	0.492	55.160
311	0.840	55.595
131	0.999	55.491
777	1.404	55.752
125	1.487	55.806
31	1.808	55.663
91	2.542	56.072
72	3.588	56.569
191	3.906	56.587
20	3.992	57.193
118	4.201	56.608
77	6.540	58.041
18	7.226	58.021
66	7.931	58.549
58	8.017	58.513
62	8.329	58.549
277	8.515	58.260
0	9.977	59.116
70	10.084	59.449
48	12.819	1:00.976
50	13.220	1:00.680
54	13.463	1:00.636

Weather / Track : Cloudy / Dry

Results can be found at www.tsl-timing.com

400	13.555	1:00.627
135	14.626	1:00.915
141	14.741	1:00.684
99	16.410	1:01.045
4	18.966	1:02.983
73	19.655	1:02.761
33	20.771	1:03.631
87	21.906	1:03.966

LAP 3 @ 16:01:04.432

NO	BEHIND	LAP TIME
60		55.342
35	0.061	55.211
19	0.123	55.382
95	0.404	55.361
27	0.487	55.337
131	0.962	55.305
311	1.181	55.683
777	1.355	55.293
125	1.512	55.367
31	1.960	55.494
91	3.074	55.874
72	4.345	56.099
191	4.542	55.978
20	5.402	56.752
118	5.492	56.633
77	9.318	58.120
18	9.708	57.824
58	10.641	57.966
66	11.273	58.684
62	11.441	58.454
277	11.997	58.824
0	12.637	58.002
70	13.660	58.918
48	18.346	1:00.869
50	18.548	1:00.670
400	18.904	1:00.691
54	19.121	1:01.000
141	19.261	59.862
135	20.241	1:00.957
99	22.869	1:01.801
4	27.628	1:04.004
73	27.956	1:03.643
33	28.855	1:03.426
87	30.026	1:03.462

LAP 4 @ 16:01:59.832

NO	BEHIND	LAP TIME
35		55.339
19	0.360	55.637
27	0.407	55.320
60	0.484	55.884
95	0.613	55.609
131	0.781	55.219
311	0.935	55.154
125	1.191	55.079
777	1.204	55.249
31	1.991	55.431
91	3.835	56.161
72	5.308	56.363
191	5.342	56.200
20	6.530	56.528
118	6.571	56.479
77	12.163	58.245
18	12.495	58.187

58	13.112	57.871
66	14.590	58.717
62	14.839	58.798
277	15.029	58.432
0	15.736	58.499
70	17.397	59.137
48	23.363	1:00.417
400	23.737	1:00.233
50	23.944	1:00.796
141	24.345	1:00.484
54	24.374	1:00.653
135	25.633	1:00.792
99	29.344	1:01.875
4	36.121	1:03.893
73	36.220	1:03.664
33	36.888	1:03.433
87	38.006	1:03.380

LAP 5 @ 16:02:55.074

NO	BEHIND	LAP TIME
35		55.242
60	0.091	54.849
27	0.352	55.187
95	0.774	55.403
131	0.868	55.329
19	1.304	56.186
125	1.441	55.492
311	1.528	55.835
777	1.990	56.028
31	2.119	55.370
91	4.274	55.681
191	6.026	55.926
72	6.225	56.159
20	7.472	56.184
118	7.583	56.254
77	14.892	57.971
18	15.184	57.931
58	15.368	57.498
66	17.790	58.442
62	17.979	58.382
277	18.409	58.622
0	18.518	58.024
70	21.061	58.906
400	27.946	59.451
48	28.560	1:00.439
141	29.311	1:00.208
50	29.432	1:00.730
54	30.077	1:00.945
135	30.741	1:00.350
99	35.144	1:01.042
73	43.659	1:02.681
4	45.183	1:04.304
33	45.394	1:03.748
87	46.616	1:03.852

LAP 6 @ 16:03:50.233

NO	BEHIND	LAP TIME
60		55.068
35	0.085	55.244
27	0.275	55.082
131	0.587	54.878
95	0.937	55.322
19	1.021	54.876
311	1.524	55.155
125	1.565	55.283

31	2.921	55.961
777	3.767	56.936
91	5.127	56.012
72	8.132	57.066
20	8.526	56.213
118	12.719	1:00.295
77	18.208	58.475
18	18.485	58.460
58	18.513	58.304
66	21.655	59.024
0	21.917	58.558
277	22.004	58.754
62	22.022	59.202
70	25.347	59.445
48	33.203	59.802
400	34.269	1:01.482
141	34.548	1:00.396
50	34.896	1:00.623
135	36.215	1:00.633
54	37.594	1:02.676
99	41.596	1:01.611
73	50.263	1:01.763
4	53.803	1:03.779
33	54.191	1:03.956

LAP 7 @ 16:04:45.394

NO	BEHIND	LAP TIME
60		55.161
35	0.128	55.204
87	1 Lap	1:03.929
27	0.330	55.216
131	0.457	55.031
95	0.903	55.127
19	0.937	55.077
125	1.277	54.873
311	1.436	55.073
31	3.931	56.171
777	4.815	56.209
91	5.918	55.952
72	9.425	56.454
20	9.507	56.142
118	14.251	56.693
77	20.995	57.948
58	21.191	57.839
18	21.368	58.044
277	26.121	59.278
66	26.141	59.647
62	26.256	59.395
0	26.284	59.528
70	29.587	59.401
48	38.050	1:00.008
400	38.141	59.033
141	38.657	59.270
50	40.126	1:00.391
135	41.258	1:00.204
99	48.589	1:02.154

LAP 8 @ 16:05:41.220

NO	BEHIND	LAP TIME
60		55.826
131	0.757	56.126
35	1.560	57.258
19	1.643	56.532
27	1.773	57.269
73	1 Lap	1:02.829

311	2.303	56.693
125	2.398	56.947
95	3.043	57.966
31	4.462	56.357
777	6.573	57.584
91	7.726	57.634
4	1 Lap	1:05.005
33	1 Lap	1:05.039
20	10.000	56.319
72	10.365	56.766
118	15.145	56.720
58	23.064	57.699
77	23.814	58.645
18	23.910	58.368
277	29.115	58.820
66	29.307	58.992
62	29.456	59.026
0	29.494	59.036
70	33.301	59.540
400	42.135	59.820
141	42.242	59.411
48	42.899	1:00.675
50	44.449	1:00.149
135	45.420	59.988
99	54.568	1:01.805

LAP 9 @ 16:06:36.101

NO	BEHIND	LAP TIME
60		54.881
131	0.864	54.988
35	1.054	54.375
19	1.299	54.537
27	1.432	54.540
311	2.902	55.480
125	2.985	55.468
95	3.370	55.208
31	5.494	55.913
777	8.381	56.689
91	8.882	56.037
73	1 Lap	1:02.135
20	11.808	56.689
72	12.179	56.695
4	1 Lap	1:03.127
33	1 Lap	1:03.080
58	26.087	57.904
18	26.497	57.468
77	27.526	58.593
277	33.129	58.895
66	33.179	58.753
62	33.262	58.687
0	33.425	58.812
70	38.091	59.671
400	47.291	1:00.037
141	47.589	1:00.228
48	48.451	1:00.433
50	50.003	1:00.435
135	50.524	59.985

LAP 10 @ 16:07:31.138

NO	BEHIND	LAP TIME
60		55.037
35	1.006	54.989
131	1.243	55.416
19	1.247	54.985
27	1.476	55.081

Brands Hatch Indy: 1.2079 miles
Date: 01/10/2022 Start: 15:58 Finish: 16:07

Printed - 16:10 Saturday, 01 October 2022

BMCRC - MRO Championships 2022 - Rnd 9 @ Brands Hatch Indy

ACU Team Green Junior Cup & Senior 300

RACE 14 - LAP CHART

125	3.676	55.728
311	3.953	56.088
95	3.981	55.648
31	7.190	56.733
91	9.453	55.608
777	10.073	56.729
99	1 Lap	1:05.529
72	13.790	56.648
20	13.949	57.178
73	1 Lap	1:01.702
4	1 Lap	1:02.977
33	1 Lap	1:03.196
58	29.184	58.134
18	29.302	57.842
77	30.274	57.785
62	37.548	59.323
277	37.568	59.476
0	37.588	59.200
66	37.658	59.516
70	42.948	59.894
400	51.478	59.224
141	51.664	59.112
48	52.244	58.830
50	55.172	1:00.206
135	55.582	1:00.095

BMCRC - MRO Championships 2022 - Rnd 9 @ Brands Hatch Indy

ACU Team Green Junior Cup & Senior 300

RACE 14 - SECTOR ANALYSIS



SECTOR 1 = FL to I1, SECTOR 2 = I1 to FL, DIFF = Difference To Personal Best Lap, P = Crossed Finish Line in Pit Lane, D = Time Disallowed

P1 60 J		Lennon DOCHERTY		Kawasaki NINJA 400 - Doc Fit Training			
IDEAL LAP TIME : 54.757		BEST LAP TIME : 54.849		DIFFERENCE : 0.092			
LAP	SECTOR 1	SECTOR 2	LAP TIME	MPH	DIFF	TIME OF DAY	
1 -		22.405	1:01.178	71.08	6.329	15:59:13.354	
2 -	33.190	22.546	55.736	78.02	0.887	16:00:09.090	
3 -	32.865	22.477	55.342	78.57	0.493	16:01:04.432	
4 -	33.107	22.777	55.884	77.81	1.035	16:02:00.316	
5 -	32.566	22.283	54.849 (1)	79.28		16:02:55.165	
6 -	32.738	22.330	55.068	78.96	0.219	16:03:50.233	
7 -	32.899	22.262	55.161	78.83	0.312	16:04:45.394	
8 -	33.082	22.744	55.826	77.89	0.977	16:05:41.220	
9 -	32.690	22.191	54.881 (2)	79.23	0.032	16:06:36.101	
10 -	32.819	22.218	55.037 (3)	79.01	0.188	16:07:31.138	

P2 35 J		Zack WESTON		Kawasaki NINJA 400 - NW Racing			
IDEAL LAP TIME : 54.375		BEST LAP TIME : 54.375		DIFFERENCE : 0.000			
LAP	SECTOR 1	SECTOR 2	LAP TIME	MPH	DIFF	TIME OF DAY	
1 -		22.385	1:01.388	70.83	7.013	15:59:13.564	
2 -	33.286	22.432	55.718	78.04	1.343	16:00:09.282	
3 -	32.916	22.295	55.211	78.76	0.836	16:01:04.493	
4 -	32.915	22.424	55.339	78.58	0.964	16:01:59.832	
5 -	32.912	22.330	55.242	78.71	0.867	16:02:55.074	
6 -	32.952	22.292	55.244	78.71	0.869	16:03:50.318	
7 -	32.933	22.271	55.204 (3)	78.77	0.829	16:04:45.522	
8 -	34.404	22.854	57.258	75.94	2.883	16:05:42.780	
9 -	32.417	21.958	54.375 (1)	79.97		16:06:37.155	
10 -	32.808	22.181	54.989 (2)	79.08	0.614	16:07:32.144	

P3 131 J		Dylan MELLOR		Kawasaki NINJA 300 - BDS Motorcycles			
IDEAL LAP TIME : 54.802		BEST LAP TIME : 54.878		DIFFERENCE : 0.076			
LAP	SECTOR 1	SECTOR 2	LAP TIME	MPH	DIFF	TIME OF DAY	
1 -		22.548	1:02.422	69.66	7.544	15:59:14.598	
2 -	33.006	22.485	55.491	78.36	0.613	16:00:10.089	
3 -	33.089	22.216	55.305	78.62	0.427	16:01:05.394	
4 -	32.820	22.399	55.219	78.75	0.341	16:02:00.613	
5 -	33.140	22.189	55.329	78.59	0.451	16:02:55.942	
6 -	32.766	22.112	54.878 (1)	79.24		16:03:50.820	
7 -	32.690	22.341	55.031 (3)	79.02	0.153	16:04:45.851	
8 -	33.494	22.632	56.126	77.47	1.248	16:05:41.977	
9 -	32.718	22.270	54.988 (2)	79.08	0.110	16:06:36.965	
10 -	33.071	22.345	55.416	78.47	0.538	16:07:32.381	

P4 19 J		James O'MARA		Kawasaki NINJA 400 - BRP Machining Ltd			
IDEAL LAP TIME : 54.537		BEST LAP TIME : 54.537		DIFFERENCE : 0.000			
LAP	SECTOR 1	SECTOR 2	LAP TIME	MPH	DIFF	TIME OF DAY	
1 -		22.475	1:01.122	71.14	6.585	15:59:13.298	
2 -	33.392	22.483	55.875	77.82	1.338	16:00:09.173	
3 -	33.110	22.272	55.382	78.52	0.845	16:01:04.555	
4 -	33.096	22.541	55.637	78.16	1.100	16:02:00.192	
5 -	33.849	22.337	56.186	77.39	1.649	16:02:56.378	
6 -	32.695	22.181	54.876 (2)	79.24	0.339	16:03:51.254	
7 -	32.847	22.230	55.077	78.95	0.540	16:04:46.331	
8 -	34.072	22.460	56.532	76.92	1.995	16:05:42.863	
9 -	32.570	21.967	54.537 (1)	79.73		16:06:37.400	
10 -	32.841	22.144	54.985 (3)	79.08	0.448	16:07:32.385	

BMCRC - MRO Championships 2022 - Rnd 9 @ Brands Hatch Indy

ACU Team Green Junior Cup & Senior 300

RACE 14 - SECTOR ANALYSIS



SECTOR 1 = FL to I1, SECTOR 2 = I1 to FL, DIFF = Difference To Personal Best Lap, P = Crossed Finish Line in Pit Lane, D = Time Disallowed

P5 27 J Felix DORLING		Kawasaki NINJA 400 - Kernow Controls				
IDEAL LAP TIME : 54.540		BEST LAP TIME : 54.540		DIFFERENCE : 0.000		
LAP	SECTOR 1	SECTOR 2	LAP TIME	MPH	DIFF	TIME OF DAY
1 -		22.516	1:02.246	69.86	7.706	15:59:14.422
2 -	32.812	22.348	55.160	78.83	0.620	16:00:09.582
3 -	33.223	22.114	55.337	78.58	0.797	16:01:04.919
4 -	33.005	22.315	55.320	78.60	0.780	16:02:00.239
5 -	33.002	22.185	55.187	78.79	0.647	16:02:55.426
6 -	32.777	22.305	55.082 (3)	78.94	0.542	16:03:50.508
7 -	32.862	22.354	55.216	78.75	0.676	16:04:45.724
8 -	35.090	22.179	57.269	75.93	2.729	16:05:42.993
9 -	32.583	21.957	54.540 (1)	79.73		16:06:37.533
10 -	32.941	22.140	55.081 (2)	78.94	0.541	16:07:32.614

P6 125 J Ben JOLLIFFE		Kawasaki NINJA 400 -				
IDEAL LAP TIME : 54.861		BEST LAP TIME : 54.873		DIFFERENCE : 0.012		
LAP	SECTOR 1	SECTOR 2	LAP TIME	MPH	DIFF	TIME OF DAY
1 -		22.525	1:02.595	69.47	7.722	15:59:14.771
2 -	33.415	22.391	55.806	77.92	0.933	16:00:10.577
3 -	32.932	22.435	55.367	78.54	0.494	16:01:05.944
4 -	32.874	22.205	55.079 (2)	78.95	0.206	16:02:01.023
5 -	33.225	22.267	55.492	78.36	0.619	16:02:56.515
6 -	33.136	22.147	55.283 (3)	78.66	0.410	16:03:51.798
7 -	32.886	21.987	54.873 (1)	79.24		16:04:46.671
8 -	34.756	22.191	56.947	76.36	2.074	16:05:43.618
9 -	33.234	22.234	55.468	78.39	0.595	16:06:39.086
10 -	33.219	22.509	55.728	78.03	0.855	16:07:34.814

P7 311 J Nathan-Ellis WARD		Kawasaki NINJA 300 - Zipped up racing				
IDEAL LAP TIME : 54.917		BEST LAP TIME : 55.073		DIFFERENCE : 0.156		
LAP	SECTOR 1	SECTOR 2	LAP TIME	MPH	DIFF	TIME OF DAY
1 -		22.596	1:02.159	69.95	7.086	15:59:14.335
2 -	33.243	22.352	55.595	78.21	0.522	16:00:09.930
3 -	33.384	22.299	55.683	78.09	0.610	16:01:05.613
4 -	32.894	22.260	55.154 (2)	78.84	0.081	16:02:00.767
5 -	33.091	22.744	55.835	77.88	0.762	16:02:56.602
6 -	32.875	22.280	55.155 (3)	78.84	0.082	16:03:51.757
7 -	32.706	22.367	55.073 (1)	78.96		16:04:46.830
8 -	34.482	22.211	56.693	76.70	1.620	16:05:43.523
9 -	33.034	22.446	55.480	78.38	0.407	16:06:39.003
10 -	33.323	22.765	56.088	77.53	1.015	16:07:35.091

P8 95 J Greg MARSHALL		Kawasaki NINJA 300 - Mum & Dad; HEL Performance				
IDEAL LAP TIME : 55.002		BEST LAP TIME : 55.127		DIFFERENCE : 0.125		
LAP	SECTOR 1	SECTOR 2	LAP TIME	MPH	DIFF	TIME OF DAY
1 -		22.269	1:01.641	70.54	6.514	15:59:13.817
2 -	33.131	22.527	55.658	78.13	0.531	16:00:09.475
3 -	32.935	22.426	55.361	78.54	0.234	16:01:04.836
4 -	33.223	22.386	55.609	78.19	0.482	16:02:00.445
5 -	33.152	22.251	55.403	78.49	0.276	16:02:55.848
6 -	33.189	22.133	55.322 (3)	78.60	0.195	16:03:51.170
7 -	32.869	22.258	55.127 (1)	78.88		16:04:46.297
8 -	35.489	22.477	57.966	75.01	2.839	16:05:44.263
9 -	33.056	22.152	55.208 (2)	78.76	0.081	16:06:39.471
10 -	32.967	22.681	55.648	78.14	0.521	16:07:35.119

BMCRC - MRO Championships 2022 - Rnd 9 @ Brands Hatch Indy

ACU Team Green Junior Cup & Senior 300

RACE 14 - SECTOR ANALYSIS



SECTOR 1 = FL to I1, SECTOR 2 = I1 to FL, DIFF = Difference To Personal Best Lap, P = Crossed Finish Line in Pit Lane, D = Time Disallowed

P9 31 J Robbie PARK		Kawasaki NINJA - Mom				
IDEAL LAP TIME : 55.220		BEST LAP TIME : 55.370		DIFFERENCE : 0.150		
LAP	SECTOR 1	SECTOR 2	LAP TIME	MPH	DIFF	TIME OF DAY
1 -		22.721	1:03.059	68.96	7.689	15:59:15.235
2 -	33.207	22.456	55.663	78.12	0.293	16:00:10.898
3 -	32.871	22.623	55.494 (3)	78.36	0.124	16:01:06.392
4 -	33.082	22.349	55.431 (2)	78.45	0.061	16:02:01.823
5 -	32.996	22.374	55.370 (1)	78.53		16:02:57.193
6 -	33.226	22.735	55.961	77.70	0.591	16:03:53.154
7 -	33.541	22.630	56.171	77.41	0.801	16:04:49.325
8 -	33.815	22.542	56.357	77.16	0.987	16:05:45.682
9 -	33.376	22.537	55.913	77.77	0.543	16:06:41.595
10 -	33.727	23.006	56.733	76.65	1.363	16:07:38.328

P10 91 J Sam HIRST		Kawasaki NINJA - Valley Racing				
IDEAL LAP TIME : 55.496		BEST LAP TIME : 55.608		DIFFERENCE : 0.112		
LAP	SECTOR 1	SECTOR 2	LAP TIME	MPH	DIFF	TIME OF DAY
1 -		22.632	1:03.384	68.60	7.776	15:59:15.560
2 -	33.608	22.464	56.072	77.55	0.464	16:00:11.632
3 -	33.348	22.526	55.874 (3)	77.82	0.266	16:01:07.506
4 -	33.682	22.479	56.161	77.43	0.553	16:02:03.667
5 -	33.287	22.394	55.681 (2)	78.09	0.073	16:02:59.348
6 -	33.424	22.588	56.012	77.63	0.404	16:03:55.360
7 -	33.283	22.669	55.952	77.72	0.344	16:04:51.312
8 -	33.776	23.858	57.634	75.45	2.026	16:05:48.946
9 -	33.361	22.676	56.037	77.60	0.429	16:06:44.983
10 -	33.102	22.506	55.608 (1)	78.20		16:07:40.591

P11 777 J Maximus HARDY		Kawasaki NINJA 400 - DAD				
IDEAL LAP TIME :		BEST LAP TIME : 55.249		DIFFERENCE :		
LAP	SECTOR 1	SECTOR 2	LAP TIME	MPH	DIFF	TIME OF DAY
1 -			1:02.566	69.50	7.317	15:59:14.742
2 -			55.752 (3)	77.99	0.503	16:00:10.494
3 -			55.293 (2)	78.64	0.044	16:01:05.787
4 -			55.249 (1)	78.70		16:02:01.036
5 -			56.028	77.61	0.779	16:02:57.064
6 -			56.936	76.37	1.687	16:03:54.000
7 -			56.209	77.36	0.960	16:04:50.209
8 -			57.584	75.51	2.335	16:05:47.793
9 -			56.689	76.70	1.440	16:06:44.482
10 -			56.729	76.65	1.480	16:07:41.211

P12 72 J Samuel MUNSON		Kawazaki NINJA 400 -				
IDEAL LAP TIME : 55.911		BEST LAP TIME : 56.099		DIFFERENCE : 0.188		
LAP	SECTOR 1	SECTOR 2	LAP TIME	MPH	DIFF	TIME OF DAY
1 -		22.968	1:03.933	68.01	7.834	15:59:16.109
2 -	33.732	22.837	56.569	76.87	0.470	16:00:12.678
3 -	33.406	22.693	56.099 (1)	77.51		16:01:08.777
4 -	33.858	22.505	56.363 (3)	77.15	0.264	16:02:05.140
5 -	33.444	22.715	56.159 (2)	77.43	0.060	16:03:01.299
6 -	34.144	22.922	57.066	76.20	0.967	16:03:58.365
7 -	33.663	22.791	56.454	77.02	0.355	16:04:54.819
8 -	33.937	22.829	56.766	76.60	0.667	16:05:51.585
9 -	33.968	22.727	56.695	76.70	0.596	16:06:48.280
10 -	33.623	23.025	56.648	76.76	0.549	16:07:44.928

BMCRC - MRO Championships 2022 - Rnd 9 @ Brands Hatch Indy

ACU Team Green Junior Cup & Senior 300

RACE 14 - SECTOR ANALYSIS



SECTOR 1 = FL to I1, SECTOR 2 = I1 to FL, DIFF = Difference To Personal Best Lap, P = Crossed Finish Line in Pit Lane, D = Time Disallowed

P13 20 J		Jack MUIR		Kawasaki NINJA 400 -			
IDEAL LAP TIME : 56.041		BEST LAP TIME : 56.142		DIFFERENCE : 0.101			
LAP	SECTOR 1	SECTOR 2	LAP TIME	MPH	DIFF	TIME OF DAY	
1 -		22.830	1:03.713	68.25	7.571	15:59:15.889	
2 -	33.966	23.227	57.193	76.03	1.051	16:00:13.082	
3 -	33.895	22.857	56.752	76.62	0.610	16:01:09.834	
4 -	33.799	22.729	56.528	76.92	0.386	16:02:06.362	
5 -	33.587	22.597	56.184 (2)	77.39	0.042	16:03:02.546	
6 -	33.703	22.510	56.213 (3)	77.35	0.071	16:03:58.759	
7 -	33.531	22.611	56.142 (1)	77.45		16:04:54.901	
8 -	33.767	22.552	56.319	77.21	0.177	16:05:51.220	
9 -	34.162	22.527	56.689	76.70	0.547	16:06:47.909	
10 -	34.085	23.093	57.178	76.05	1.036	16:07:45.087	

P14 58 J		Matthew WOOD		Kawasaki NINJA 300 - Pull the Pin Racing			
IDEAL LAP TIME : 57.355		BEST LAP TIME : 57.498		DIFFERENCE : 0.143			
LAP	SECTOR 1	SECTOR 2	LAP TIME	MPH	DIFF	TIME OF DAY	
1 -		23.481	1:06.418	65.47	8.920	15:59:18.594	
2 -	34.927	23.586	58.513	74.31	1.015	16:00:17.107	
3 -	34.313	23.653	57.966	75.01	0.468	16:01:15.073	
4 -	34.463	23.408	57.871	75.14	0.373	16:02:12.944	
5 -	34.140	23.358	57.498 (1)	75.63		16:03:10.442	
6 -	34.900	23.404	58.304	74.58	0.806	16:04:08.746	
7 -	34.511	23.328	57.839 (3)	75.18	0.341	16:05:06.585	
8 -	34.371	23.328	57.699 (2)	75.36	0.201	16:06:04.284	
9 -	34.457	23.447	57.904	75.10	0.406	16:07:02.188	
10 -	34.919	23.215	58.134	74.80	0.636	16:08:00.322	

P15 18 J		George HIGGINS		Kawasaki NINJA 400 - Aztec Racing			
IDEAL LAP TIME : 57.468		BEST LAP TIME : 57.468		DIFFERENCE : 0.000			
LAP	SECTOR 1	SECTOR 2	LAP TIME	MPH	DIFF	TIME OF DAY	
1 -		23.674	1:06.119	65.76	8.651	15:59:18.295	
2 -	34.659	23.362	58.021	74.94	0.553	16:00:16.316	
3 -	34.450	23.374	57.824 (2)	75.20	0.356	16:01:14.140	
4 -	34.752	23.435	58.187	74.73	0.719	16:02:12.327	
5 -	34.606	23.325	57.931	75.06	0.463	16:03:10.258	
6 -	35.001	23.459	58.460	74.38	0.992	16:04:08.718	
7 -	34.851	23.193	58.044	74.91	0.576	16:05:06.762	
8 -	35.130	23.238	58.368	74.50	0.900	16:06:05.130	
9 -	34.339	23.129	57.468 (1)	75.67		16:07:02.598	
10 -	34.560	23.282	57.842 (3)	75.18	0.374	16:08:00.440	

P16 77 J		Joe WHITE		Kawasaki NINJA 400 - Just In Graphics /MZ CONTRACTS/ Silve			
IDEAL LAP TIME : 57.785		BEST LAP TIME : 57.785		DIFFERENCE : 0.000			
LAP	SECTOR 1	SECTOR 2	LAP TIME	MPH	DIFF	TIME OF DAY	
1 -		23.371	1:05.413	66.47	7.628	15:59:17.589	
2 -	34.768	23.273	58.041	74.92	0.256	16:00:15.630	
3 -	34.770	23.350	58.120	74.82	0.335	16:01:13.750	
4 -	34.858	23.387	58.245	74.66	0.460	16:02:11.995	
5 -	34.721	23.250	57.971 (3)	75.01	0.186	16:03:09.966	
6 -	35.028	23.447	58.475	74.36	0.690	16:04:08.441	
7 -	34.666	23.282	57.948 (2)	75.04	0.163	16:05:06.389	
8 -	35.184	23.461	58.645	74.15	0.860	16:06:05.034	
9 -	35.186	23.407	58.593	74.21	0.808	16:07:03.627	
10 -	34.592	23.193	57.785 (1)	75.25		16:08:01.412	

BMCRC - MRO Championships 2022 - Rnd 9 @ Brands Hatch Indy

ACU Team Green Junior Cup & Senior 300

RACE 14 - SECTOR ANALYSIS



SECTOR 1 = FL to I1, SECTOR 2 = I1 to FL, DIFF = Difference To Personal Best Lap, P = Crossed Finish Line in Pit Lane, D = Time Disallowed

P17 62 S		Nicholas BETTRIDGE		Kawasaki NINJA - Weald builders		
IDEAL LAP TIME : 58.364		BEST LAP TIME : 58.382		DIFFERENCE : 0.018		
LAP	SECTOR 1	SECTOR 2	LAP TIME	MPH	DIFF	TIME OF DAY
1 -		23.780	1:06.694	65.20	8.312	15:59:18.870
2 -	34.992	23.557	58.549 (3)	74.27	0.167	16:00:17.419
3 -	34.954	23.500	58.454 (2)	74.39	0.072	16:01:15.873
4 -	35.053	23.745	58.798	73.95	0.416	16:02:14.671
5 -	34.918	23.464	58.382 (1)	74.48		16:03:13.053
6 -	35.139	24.063	59.202	73.45	0.820	16:04:12.255
7 -	35.467	23.928	59.395	73.21	1.013	16:05:11.650
8 -	35.508	23.518	59.026	73.67	0.644	16:06:10.676
9 -	35.241	23.446	58.687	74.09	0.305	16:07:09.363
10 -	35.458	23.865	59.323	73.30	0.941	16:08:08.686

P18 277 S		Richard HAYWARD		Kawasaki NINJA 300 - Hazel Motors/ Gforce		
IDEAL LAP TIME : 58.138		BEST LAP TIME : 58.260		DIFFERENCE : 0.122		
LAP	SECTOR 1	SECTOR 2	LAP TIME	MPH	DIFF	TIME OF DAY
1 -		23.651	1:07.169	64.74	8.909	15:59:19.345
2 -	35.142	23.118	58.260 (1)	74.64		16:00:17.605
3 -	35.097	23.727	58.824	73.92	0.564	16:01:16.429
4 -	35.194	23.238	58.432 (2)	74.42	0.172	16:02:14.861
5 -	35.020	23.602	58.622 (3)	74.18	0.362	16:03:13.483
6 -	35.024	23.730	58.754	74.01	0.494	16:04:12.237
7 -	35.295	23.983	59.278	73.35	1.018	16:05:11.515
8 -	35.277	23.543	58.820	73.93	0.560	16:06:10.335
9 -	35.283	23.612	58.895	73.83	0.635	16:07:09.230
10 -	35.838	23.638	59.476	73.11	1.216	16:08:08.706

P19 0 S		Elizabeth CLEAVER		Kawasaki NINJA 400 -		
IDEAL LAP TIME : 57.657		BEST LAP TIME : 58.002		DIFFERENCE : 0.345		
LAP	SECTOR 1	SECTOR 2	LAP TIME	MPH	DIFF	TIME OF DAY
1 -		23.713	1:07.775	64.16	9.773	15:59:19.951
2 -	35.830	23.286	59.116	73.56	1.114	16:00:19.067
3 -	34.920	23.082	58.002 (1)	74.97		16:01:17.069
4 -	35.309	23.190	58.499 (3)	74.33	0.497	16:02:15.568
5 -	34.575	23.449	58.024 (2)	74.94	0.022	16:03:13.592
6 -	35.265	23.293	58.558	74.26	0.556	16:04:12.150
7 -	35.850	23.678	59.528	73.05	1.526	16:05:11.678
8 -	35.770	23.266	59.036	73.66	1.034	16:06:10.714
9 -	35.673	23.139	58.812	73.94	0.810	16:07:09.526
10 -	35.958	23.242	59.200	73.45	1.198	16:08:08.726

P20 66 S		Mark SMITH		Kawasaki NINJA 300 - IMP RACING		
IDEAL LAP TIME : 58.322		BEST LAP TIME : 58.442		DIFFERENCE : 0.120		
LAP	SECTOR 1	SECTOR 2	LAP TIME	MPH	DIFF	TIME OF DAY
1 -		23.614	1:06.296	65.59	7.854	15:59:18.472
2 -	34.921	23.628	58.549 (2)	74.27	0.107	16:00:17.021
3 -	35.117	23.567	58.684 (3)	74.10	0.242	16:01:15.705
4 -	35.090	23.627	58.717	74.06	0.275	16:02:14.422
5 -	35.041	23.401	58.442 (1)	74.40		16:03:12.864
6 -	35.211	23.813	59.024	73.67	0.582	16:04:11.888
7 -	35.577	24.070	59.647	72.90	1.205	16:05:11.535
8 -	35.513	23.479	58.992	73.71	0.550	16:06:10.527
9 -	35.261	23.492	58.753	74.01	0.311	16:07:09.280
10 -	35.957	23.559	59.516	73.06	1.074	16:08:08.796

BMCRC - MRO Championships 2022 - Rnd 9 @ Brands Hatch Indy

ACU Team Green Junior Cup & Senior 300

RACE 14 - SECTOR ANALYSIS



SECTOR 1 = FL to I1, SECTOR 2 = I1 to FL, DIFF = Difference To Personal Best Lap, P = Crossed Finish Line in Pit Lane, D = Time Disallowed

P21 70 S		Justin WHITE		Kawasaki NINJA 400 - Just In Graphics		
IDEAL LAP TIME : 58.814		BEST LAP TIME : 58.906		DIFFERENCE : 0.092		
LAP	SECTOR 1	SECTOR 2	LAP TIME	MPH	DIFF	TIME OF DAY
1 -		23.770	1:07.549	64.37	8.643	15:59:19.725
2 -	35.506	23.943	59.449	73.14	0.543	16:00:19.174
3 -	35.197	23.721	58.918 (2)	73.80	0.012	16:01:18.092
4 -	35.419	23.718	59.137 (3)	73.53	0.231	16:02:17.229
5 -	35.289	23.617	58.906 (1)	73.82		16:03:16.135
6 -	35.523	23.922	59.445	73.15	0.539	16:04:15.580
7 -	35.475	23.926	59.401	73.20	0.495	16:05:14.981
8 -	35.524	24.016	59.540	73.03	0.634	16:06:14.521
9 -	35.671	24.000	59.671	72.87	0.765	16:07:14.192
10 -	35.786	24.108	59.894	72.60	0.988	16:08:14.086

P22 400 S		Stuart THURTL		Kawasaki NINJA 400 - TeamTortoise Racing		
IDEAL LAP TIME : 59.033		BEST LAP TIME : 59.033		DIFFERENCE : 0.000		
LAP	SECTOR 1	SECTOR 2	LAP TIME	MPH	DIFF	TIME OF DAY
1 -		24.772	1:09.842	62.26	10.809	15:59:22.018
2 -	36.383	24.244	1:00.627	71.72	1.594	16:00:22.645
3 -	36.397	24.294	1:00.691	71.65	1.658	16:01:23.336
4 -	35.891	24.342	1:00.233	72.19	1.200	16:02:23.569
5 -	35.761	23.690	59.451 (3)	73.14	0.418	16:03:23.020
6 -	37.563	23.919	1:01.482	70.72	2.449	16:04:24.502
7 -	35.474	23.559	59.033 (1)	73.66		16:05:23.535
8 -	36.053	23.767	59.820	72.69	0.787	16:06:23.355
9 -	35.949	24.088	1:00.037	72.43	1.004	16:07:23.392
10 -	35.497	23.727	59.224 (2)	73.42	0.191	16:08:22.616

P23 141 J		Noah GUILLERY		Kawasaki NINJA 300 - MDM-R		
IDEAL LAP TIME : 58.955		BEST LAP TIME : 59.112		DIFFERENCE : 0.157		
LAP	SECTOR 1	SECTOR 2	LAP TIME	MPH	DIFF	TIME OF DAY
1 -		24.169	1:10.971	61.27	11.859	15:59:23.147
2 -	36.460	24.224	1:00.684	71.65	1.572	16:00:23.831
3 -	35.576	24.286	59.862	72.64	0.750	16:01:23.693
4 -	36.544	23.940	1:00.484	71.89	1.372	16:02:24.177
5 -	36.111	24.097	1:00.208	72.22	1.096	16:03:24.385
6 -	36.512	23.884	1:00.396	72.00	1.284	16:04:24.781
7 -	35.600	23.670	59.270 (2)	73.36	0.158	16:05:24.051
8 -	35.690	23.721	59.411 (3)	73.19	0.299	16:06:23.462
9 -	36.042	24.186	1:00.228	72.20	1.116	16:07:23.690
10 -	35.285	23.827	59.112 (1)	73.56		16:08:22.802

P24 48 S		Kevin SABBARTON		Kawasaki NINJA 300 -		
IDEAL LAP TIME : 58.830		BEST LAP TIME : 58.830		DIFFERENCE : 0.000		
LAP	SECTOR 1	SECTOR 2	LAP TIME	MPH	DIFF	TIME OF DAY
1 -		24.228	1:08.757	63.24	9.927	15:59:20.933
2 -	36.689	24.287	1:00.976	71.31	2.146	16:00:21.909
3 -	36.491	24.378	1:00.869	71.44	2.039	16:01:22.778
4 -	36.106	24.311	1:00.417	71.97	1.587	16:02:23.195
5 -	36.310	24.129	1:00.439	71.95	1.609	16:03:23.634
6 -	35.965	23.837	59.802 (2)	72.71	0.972	16:04:23.436
7 -	35.830	24.178	1:00.008 (3)	72.46	1.178	16:05:23.444
8 -	36.323	24.352	1:00.675	71.67	1.845	16:06:24.119
9 -	36.685	23.748	1:00.433	71.95	1.603	16:07:24.552
10 -	35.123	23.707	58.830 (1)	73.91		16:08:23.382

BMCRC - MRO Championships 2022 - Rnd 9 @ Brands Hatch Indy

ACU Team Green Junior Cup & Senior 300

RACE 14 - SECTOR ANALYSIS



SECTOR 1 = FL to I1, SECTOR 2 = I1 to FL, DIFF = Difference To Personal Best Lap, P = Crossed Finish Line in Pit Lane, D = Time Disallowed

P25 50 J Jay YELDHAM		Kawasaki NINJA 400 - WKD Installations				
IDEAL LAP TIME : 59.924		BEST LAP TIME : 1:00.149		DIFFERENCE : 0.225		
LAP	SECTOR 1	SECTOR 2	LAP TIME	MPH	DIFF	TIME OF DAY
1 -		24.751	1:09.454	62.61	9.305	15:59:21.630
2 -	36.114	24.566	1:00.680	71.66	0.531	16:00:22.310
3 -	36.299	24.371	1:00.670	71.67	0.521	16:01:22.980
4 -	36.120	24.676	1:00.796	71.52	0.647	16:02:23.776
5 -	36.321	24.409	1:00.730	71.60	0.581	16:03:24.506
6 -	36.597	24.026	1:00.623	71.73	0.474	16:04:25.129
7 -	36.095	24.296	1:00.391 (3)	72.00	0.242	16:05:25.520
8 -	35.898	24.251	1:00.149 (1)	72.29		16:06:25.669
9 -	36.344	24.091	1:00.435	71.95	0.286	16:07:26.104
10 -	36.001	24.205	1:00.206 (2)	72.22	0.057	16:08:26.310

P26 135 J Jack NEWTON		Kawasaki NINJA 300 - York motorbikes				
IDEAL LAP TIME : 59.604		BEST LAP TIME : 59.985		DIFFERENCE : 0.381		
LAP	SECTOR 1	SECTOR 2	LAP TIME	MPH	DIFF	TIME OF DAY
1 -		24.867	1:10.625	61.57	10.640	15:59:22.801
2 -	36.391	24.524	1:00.915	71.38	0.930	16:00:23.716
3 -	36.548	24.409	1:00.957	71.33	0.972	16:01:24.673
4 -	36.473	24.319	1:00.792	71.53	0.807	16:02:25.465
5 -	36.159	24.191	1:00.350	72.05	0.365	16:03:25.815
6 -	36.301	24.332	1:00.633	71.72	0.648	16:04:26.448
7 -	36.051	24.153	1:00.204	72.23	0.219	16:05:26.652
8 -	36.092	23.896	59.988 (2)	72.49	0.003	16:06:26.640
9 -	35.960	24.025	59.985 (1)	72.49		16:07:26.625
10 -	35.708	24.387	1:00.095 (3)	72.36	0.110	16:08:26.720

P27 99 S Daniel ATKINSON		Kawasaki NINJA 300 - Major heat				
IDEAL LAP TIME : 1:00.779		BEST LAP TIME : 1:01.042		DIFFERENCE : 0.263		
LAP	SECTOR 1	SECTOR 2	LAP TIME	MPH	DIFF	TIME OF DAY
1 -		25.247	1:12.279	60.16	11.237	15:59:24.455
2 -	36.400	24.645	1:01.045 (2)	71.23	0.003	16:00:25.500
3 -	37.063	24.738	1:01.801	70.36	0.759	16:01:27.301
4 -	36.955	24.920	1:01.875	70.28	0.833	16:02:29.176
5 -	36.663	24.379	1:01.042 (1)	71.23		16:03:30.218
6 -	36.796	24.815	1:01.611 (3)	70.58	0.569	16:04:31.829
7 -	37.198	24.956	1:02.154	69.96	1.112	16:05:33.983
8 -	37.088	24.717	1:01.805	70.36	0.763	16:06:35.788
9 -	40.088	25.441	1:05.529	66.36	4.487	16:07:41.317

P28 73 S Jemma HANNAFORD		Kawasaki NINJA 300 -				
IDEAL LAP TIME : 1:01.381		BEST LAP TIME : 1:01.702		DIFFERENCE : 0.321		
LAP	SECTOR 1	SECTOR 2	LAP TIME	MPH	DIFF	TIME OF DAY
1 -		25.658	1:13.808	58.91	12.106	15:59:25.984
2 -	37.850	24.911	1:02.761	69.28	1.059	16:00:28.745
3 -	38.532	25.111	1:03.643	68.32	1.941	16:01:32.388
4 -	38.226	25.438	1:03.664	68.30	1.962	16:02:36.052
5 -	37.892	24.789	1:02.681	69.37	0.979	16:03:38.733
6 -	37.015	24.748	1:01.763 (2)	70.40	0.061	16:04:40.496
7 -	37.616	25.213	1:02.829	69.21	1.127	16:05:43.325
8 -	37.328	24.807	1:02.135 (3)	69.98	0.433	16:06:45.460
9 -	37.336	24.366	1:01.702 (1)	70.47		16:07:47.162

BMCRC - MRO Championships 2022 - Rnd 9 @ Brands Hatch Indy

ACU Team Green Junior Cup & Senior 300

RACE 14 - SECTOR ANALYSIS



SECTOR 1 = FL to I1, SECTOR 2 = I1 to FL, DIFF = Difference To Personal Best Lap, P = Crossed Finish Line in Pit Lane, D = Time Disallowed

P29		4 S		Nigel FRANKLIN		Kawasaki NINJA - Jane Franklin	
IDEAL LAP TIME : 1:02.636		BEST LAP TIME : 1:02.977		DIFFERENCE : 0.341			
LAP	SECTOR 1	SECTOR 2	LAP TIME	MPH	DIFF	TIME OF DAY	
1 -		25.673	1:12.897	59.65	9.920	15:59:25.073	
2 -	37.785	25.198	1:02.983 (2)	69.04	0.006	16:00:28.056	
3 -	38.293	25.711	1:04.004	67.94	1.027	16:01:32.060	
4 -	38.198	25.695	1:03.893	68.06	0.916	16:02:35.953	
5 -	38.711	25.593	1:04.304	67.62	1.327	16:03:40.257	
6 -	38.241	25.538	1:03.779	68.18	0.802	16:04:44.036	
7 -	39.489	25.516	1:05.005	66.89	2.028	16:05:49.041	
8 -	37.813	25.314	1:03.127 (3)	68.88	0.150	16:06:52.168	
9 -	37.438	25.539	1:02.977 (1)	69.05		16:07:55.145	

P30		33 J		Patrick KLINGE		Kawasaki NINJA 300 -	
IDEAL LAP TIME : 1:02.828		BEST LAP TIME : 1:03.080		DIFFERENCE : 0.252			
LAP	SECTOR 1	SECTOR 2	LAP TIME	MPH	DIFF	TIME OF DAY	
1 -		25.559	1:14.054	58.72	10.974	15:59:26.230	
2 -	38.631	25.000	1:03.631	68.34	0.551	16:00:29.861	
3 -	38.345	25.081	1:03.426 (3)	68.56	0.346	16:01:33.287	
4 -	38.499	24.934	1:03.433	68.55	0.353	16:02:36.720	
5 -	38.402	25.346	1:03.748	68.21	0.668	16:03:40.468	
6 -	38.841	25.115	1:03.956	67.99	0.876	16:04:44.424	
7 -	39.349	25.690	1:05.039	66.86	1.959	16:05:49.463	
8 -	37.894	25.186	1:03.080 (1)	68.93		16:06:52.543	
9 -	38.007	25.189	1:03.196 (2)	68.81	0.116	16:07:55.739	

P31		118 J		Max HALL		Kawasaki NINJA 300 - Racecraft rider development	
IDEAL LAP TIME : 56.254		BEST LAP TIME : 56.254		DIFFERENCE : 0.000			
LAP	SECTOR 1	SECTOR 2	LAP TIME	MPH	DIFF	TIME OF DAY	
1 -		23.016	1:04.507	67.41	8.253	15:59:16.683	
2 -	33.909	22.699	56.608 (3)	76.81	0.354	16:00:13.291	
3 -	33.930	22.703	56.633	76.78	0.379	16:01:09.924	
4 -	33.986	22.493	56.479 (2)	76.99	0.225	16:02:06.403	
5 -	33.769	22.485	56.254 (1)	77.30		16:03:02.657	
6 -	36.976	23.319	1:00.295	72.12	4.041	16:04:02.952	
7 -	33.837	22.856	56.693	76.70	0.439	16:04:59.645	
8 -	33.863	22.857	56.720	76.66	0.466	16:05:56.365	

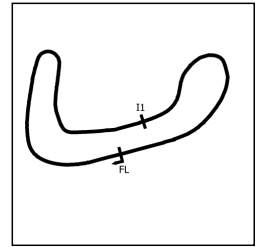
P32		54 S		Ben SCOTT		Kawasaki NINJA 250 - GI Landscapes VampTech	
IDEAL LAP TIME : 1:00.608		BEST LAP TIME : 1:00.636		DIFFERENCE : 0.028			
LAP	SECTOR 1	SECTOR 2	LAP TIME	MPH	DIFF	TIME OF DAY	
1 -		24.820	1:09.741	62.35	9.105	15:59:21.917	
2 -	36.275	24.361	1:00.636 (1)	71.71		16:00:22.553	
3 -	36.304	24.696	1:01.000	71.28	0.364	16:01:23.553	
4 -	36.320	24.333	1:00.653 (2)	71.69	0.017	16:02:24.206	
5 -	36.313	24.632	1:00.945 (3)	71.35	0.309	16:03:25.151	
6 -	37.421	25.255	1:02.676	69.38	2.040	16:04:27.827	

P33		87 J		Sam ATKINSON		Kawasaki NINJA 300 - Major Heat	
IDEAL LAP TIME : 1:03.133		BEST LAP TIME : 1:03.380		DIFFERENCE : 0.247			
LAP	SECTOR 1	SECTOR 2	LAP TIME	MPH	DIFF	TIME OF DAY	
1 -		25.645	1:14.854	58.09	11.474	15:59:27.030	
2 -	38.629	25.337	1:03.966	67.98	0.586	16:00:30.996	
3 -	38.081	25.381	1:03.462 (2)	68.52	0.082	16:01:34.458	
4 -	38.328	25.052	1:03.380 (1)	68.61		16:02:37.838	
5 -	38.347	25.505	1:03.852 (3)	68.10	0.472	16:03:41.690	
6 -	38.773	25.156	1:03.929	68.02	0.549	16:04:45.619	

BMCRC - MRO Championships 2022 - Rnd 9 @ Brands Hatch Indy

ACU Team Green Junior Cup & Senior 300

RACE 14 - SECTOR ANALYSIS



SECTOR 1 = FL to I1, SECTOR 2 = I1 to FL, DIFF = Difference To Personal Best Lap, P = Crossed Finish Line in Pit Lane, D = Time Disallowed

P34 191 J		Craig DANCE		Kawasaki NINJA 300 - 2 brothers scaffolding		
IDEAL LAP TIME : 55.918		BEST LAP TIME : 55.926		DIFFERENCE : 0.008		
LAP	SECTOR 1	SECTOR 2	LAP TIME	MPH	DIFF	TIME OF DAY
1 -		23.180	1:04.233	67.70	8.307	15:59:16.409
2 -	33.661	22.926	56.587	76.84	0.661	16:00:12.996
3 -	33.425	22.553	55.978 (2)	77.68	0.052	16:01:08.974
4 -	33.527	22.673	56.200 (3)	77.37	0.274	16:02:05.174
5 -	33.365	22.561	55.926 (1)	77.75		16:03:01.100

BMCRC - MRO Championships 2022 - Rnd 9 @ Brands Hatch Indy

ACU Team Green Junior Cup & Senior 300

RACE 14 - BEST SECTORS

SECTOR 1			SECTOR 2			IDEAL / BEST COMPARISON						
POS	NO	NAME	TIME	NO	NAME	TIME	POS	NO	NAME	IDEAL	BEST	DIFF
									PERFECT LAP	54.374		
1	35	WESTON	32.417	27	DORLING	21.957	1	35	WESTON	54.375	54.375	0.000
2	60	DOCHERTY	32.566	35	WESTON	21.958	2	19	O'MARA	54.537	54.537	0.000
3	19	O'MARA	32.570	19	O'MARA	21.967	3	27	DORLING	54.540	54.540	0.000
4	27	DORLING	32.583	125	JOLLIFFE	21.987	4	60	DOCHERTY	54.757	54.849	0.092
5	131	MELLOR	32.690	131	MELLOR	22.112	5	131	MELLOR	54.802	54.878	0.076
6	311	WARD	32.706	95	MARSHALL	22.133	6	125	JOLLIFFE	54.861	54.873	0.012
7	95	MARSHALL	32.869	60	DOCHERTY	22.191	7	311	WARD	54.917	55.073	0.156
8	31	PARK	32.871	311	WARD	22.211	8	95	MARSHALL	55.002	55.127	0.125
9	125	JOLLIFFE	32.874	31	PARK	22.349	9	31	PARK	55.220	55.370	0.150
10	91	HIRST	33.102	91	HIRST	22.394	10	91	HIRST	55.496	55.608	0.112
11	191	DANCE	33.365	118	HALL	22.485	11	72	MUNSON	55.911	56.099	0.188
12	72	MUNSON	33.406	72	MUNSON	22.505	12	191	DANCE	55.918	55.926	0.008
13	20	MUIR	33.531	20	MUIR	22.510	13	20	MUIR	56.041	56.142	0.101
14	118	HALL	33.769	191	DANCE	22.553	14	118	HALL	56.254	56.254	0.000
15	58	WOOD	34.140	0	CLEAVER	23.082	15	58	WOOD	57.355	57.498	0.143
16	18	HIGGINS	34.339	277	HAYWARD	23.118	16	18	HIGGINS	57.468	57.468	0.000
17	0	CLEAVER	34.575	18	HIGGINS	23.129	17	0	CLEAVER	57.657	58.002	0.345
18	77	WHITE	34.592	77	WHITE	23.193	18	77	WHITE	57.785	57.785	0.000
19	62	BETRIDGE	34.918	58	WOOD	23.215	19	277	HAYWARD	58.138	58.260	0.122
20	66	SMITH	34.921	66	SMITH	23.401	20	66	SMITH	58.322	58.442	0.120
21	277	HAYWARD	35.020	62	BETRIDGE	23.446	21	62	BETRIDGE	58.364	58.382	0.018
22	48	SABBARTON	35.123	400	THURTL	23.559	22	70	WHITE	58.814	58.906	0.092
23	70	WHITE	35.197	70	WHITE	23.617	23	48	SABBARTON	58.830	58.830	0.000
24	141	GUILLERY	35.285	141	GUILLERY	23.670	24	141	GUILLERY	58.955	59.112	0.157
25	400	THURTL	35.474	48	SABBARTON	23.707	25	400	THURTL	59.033	59.033	0.000
26	135	NEWTON	35.708	135	NEWTON	23.896	26	135	NEWTON	59.604	59.985	0.381
27	50	YELDHAM	35.898	50	YELDHAM	24.026	27	50	YELDHAM	59.924	1:00.149	0.225
28	54	SCOTT	36.275	54	SCOTT	24.333	28	54	SCOTT	1:00.608	1:00.636	0.028
29	99	ATKINSON	36.400	73	HANNAFORD	24.366	29	99	ATKINSON	1:00.779	1:01.042	0.263
30	73	HANNAFORD	37.015	99	ATKINSON	24.379	30	73	HANNAFORD	1:01.381	1:01.702	0.321
31	4	FRANKLIN	37.438	33	KLINGE	24.934	31	4	FRANKLIN	1:02.636	1:02.977	0.341
32	33	KLINGE	37.894	87	ATKINSON	25.052	32	33	KLINGE	1:02.828	1:03.080	0.252
33	87	ATKINSON	38.081	4	FRANKLIN	25.198	33	87	ATKINSON	1:03.133	1:03.380	0.247
34							34	777	HARDY		55.249	

BMCRC - MRO Championships 2022 - Rnd 9 @ Brands Hatch Indy

ACU Team Green Junior Cup & Senior 300

RACE 14 - STATISTICS

Competitors Started 34
Planned Start 2022-10-01 @ 15:49:00.000
Actual Start 2022-10-01 @ 15:58:12.176
Finish Time 2022-10-01 @ 16:07:31.137
Track Length 1.2079mi.
Total Laps 321
Total Distance Covered 387.7505mi.

Session Fastest Lap History

NO	CL	NAME	LAP TIME	TIME OF DAY	LAP	VEHICLE
60	J	Lennon DOCHERTY	55.736	16:00:09.121	2	Kawasaki NINJA 400
35	J	Zack WESTON	55.718	16:00:09.268	2	Kawasaki NINJA 400
95	J	Greg MARSHALL	55.658	16:00:09.491	2	Kawasaki NINJA 300
27	J	Felix DORLING	55.160	16:00:09.597	2	Kawasaki NINJA 400
311	J	Nathan-Ellis WARD	55.154	16:02:00.786	4	Kawasaki NINJA 300
125	J	Ben JOLLIFFE	55.079	16:02:01.034	4	Kawasaki NINJA 400
60	J	Lennon DOCHERTY	54.849	16:02:55.196	5	Kawasaki NINJA 400
35	J	Zack WESTON	54.375	16:06:37.184	9	Kawasaki NINJA 400

Session Leader History

NO	CL	NAME	FROM LAP	LAPS LED	DISTANCE	VEHICLE
19	J	James O'MARA	1	1	1.20 miles	Kawasaki NINJA 400
60	J	Lennon DOCHERTY	2	2	2.41 miles	Kawasaki NINJA 400
35	J	Zack WESTON	4	2	2.41 miles	Kawasaki NINJA 400
60	J	Lennon DOCHERTY	6	5	6.03 miles	Kawasaki NINJA 400

Flag History

TYPE	TIME OF DAY
GREEN	15:58:12.176
FINISH	16:07:31.137

Flag Statistics

TYPE	COUNT	TOTAL LAPS	TOTAL TIME
Green	1	10	10:58.823
Red	0	0	0.000
Safety Car	0	0	0.000
FCY	0	0	0.000

BMCRC - MRO Championships 2022 - Rnd 9 @ Brands Hatch Indy

ACU Team Green Junior Cup & Senior 300

RACE 14 - STATISTICS

CLASS : J

23 Starters

Fastest Lap History

NO	NAME	LAP TIME	TIME OF DAY	LAP	VEHICLE
60	Lennon DOCHERTY	55.736	16:00:09.121	2	Kawasaki NINJA 400
35	Zack WESTON	55.718	16:00:09.268	2	Kawasaki NINJA 400
95	Greg MARSHALL	55.658	16:00:09.491	2	Kawasaki NINJA 300
27	Felix DORLING	55.160	16:00:09.597	2	Kawasaki NINJA 400
311	Nathan-Ellis WARD	55.154	16:02:00.786	4	Kawasaki NINJA 300
125	Ben JOLLIFFE	55.079	16:02:01.034	4	Kawasaki NINJA 400
60	Lennon DOCHERTY	54.849	16:02:55.196	5	Kawasaki NINJA 400
35	Zack WESTON	54.375	16:06:37.184	9	Kawasaki NINJA 400

Leader History

NO	NAME	FROM LAP	LAPS LED	DISTANCE	VEHICLE
19	James O'MARA	1	1	1.20 miles	Kawasaki NINJA 400
60	Lennon DOCHERTY	2	2	2.41 miles	Kawasaki NINJA 400
35	Zack WESTON	4	2	2.41 miles	Kawasaki NINJA 400
60	Lennon DOCHERTY	6	5	6.03 miles	Kawasaki NINJA 400

BMCRC - MRO Championships 2022 - Rnd 9 @ Brands Hatch Indy

ACU Team Green Junior Cup & Senior 300

RACE 14 - STATISTICS

CLASS : S

11 Starters

Fastest Lap History

NO	NAME	LAP TIME	TIME OF DAY	LAP	VEHICLE
66	Mark SMITH	58.549	16:00:17.038	2	Kawasaki NINJA 300
277	Richard HAYWARD	58.260	16:00:17.614	2	Kawasaki NINJA 300
0	Elizabeth CLEAVER	58.002	16:01:17.100	3	Kawasaki NINJA 400

Leader History

NO	NAME	FROM LAP	LAPS LED	DISTANCE	VEHICLE
66	Mark SMITH	1	6	7.24 miles	Kawasaki NINJA 300
277	Richard HAYWARD	7	3	3.62 miles	Kawasaki NINJA 300
62	Nicholas BETTRIDGE	10	1	1.20 miles	Kawasaki NINJA

BMCRC - MRO Championships 2022 - Rnd 9 @ Brands Hatch Indy



ACU Team Green Junior Cup & Senior 300

RACE 4 - GRID (12 Laps)



ROW 12	36	156	Jack WOLFF	35	34	Oliver ARBON	34	87	Sam ATKINSON	1:03.380
ROW 11				33	33	Patrick KLINGE	32	4	Nigel FRANKLIN	1:02.977
							31	73	Jemma HANNAFORD	1:01.702
ROW 10	30	99	Daniel ATKINSON	29	54	Ben SCOTT	28	50	Jay YELDHAM	1:00.149
ROW 9				27	135	Jack NEWTON	26	141	Noah GUILLERY	59.112
							25	400	Stuart THURTLIE	59.033
ROW 8	24	70	Justin WHITE	23	48	Kevin SABBARTON	22	66	Mark SMITH	58.442
ROW 7				21	62	Nicholas BETTRIDGE	20	277	Richard HAYWARD	58.260
							19	0	Elizabeth CLEAVER	58.002
ROW 6	18	77	Joe WHITE	17	58	Matthew WOOD	16	18	George HIGGINS	57.468
ROW 5				15	118	Max HALL	14	20	Jack MUIR	56.142
							13	72	Samuel MUNSON	56.099
ROW 4	12	191	Craig DANCE	11	91	Sam HIRST	10	31	Robbie PARK	55.370
ROW 3				9	777	Maximus HARDY	8	95	Greg MARSHALL	55.127
							7	311	Nathan-Ellis WARD	55.073
ROW 2	6	131	Dylan MELLOR	5	125	Ben JOLLIFFE	4	60	Lennon DOCHERTY	54.849
ROW 1				3	27	Felix DORLING	2	19	James O'MARA	54.537
							1	35	Zack WESTON	54.375
										Pole

Brands Hatch Indy: 1.2079 miles

These results are provisional until the conclusion of any judicial and technical matters.

Clerk Of Course :	Stewards :	Timekeeper : <i>Craig Smith</i>
-------------------	------------	------------------------------------

Results can be found at www.tsl-timing.com

Printed - 16:12 Saturday, 01 October 2022



BMCRC - MRO Championships 2022 - Rnd 9 @ Brands Hatch Indy



ACU Team Green Junior Cup & Senior 300

RACE 4 - CLASSIFICATION - AMENDED

Kawasaki

POS	NO	CL	PIC NAME	ENTRY	LAPS	TIME	GAP	DIFF	MPH	BEST	ON
1	60	J	1 Lennon DOCHERTY	Kawasaki NINJA 400 - Doc Fit Training	12	12:11.051			71.38	59.413	12
2	91	J	2 Sam HIRST	Kawasaki NINJA - Valley Racing	12	12:11.138	0.087	0.087	71.37	58.838	7
3	131	J	3 Dylan MELLOR	Kawasaki NINJA 300 - BDS Motorcycles	12	12:13.383	2.332	2.245	71.15	58.691	11
4	95	J	4 Greg MARSHALL	Kawasaki NINJA 300 - Mum & Dad; HEL Performan	12	12:13.473	2.422	0.090	71.14	58.310	11
5	19	J	5 James O'MARA	Kawasaki NINJA 400 - BRP Machining Ltd	12	12:13.620	2.569	0.147	71.13	58.853	11
6	311	J	6 Nathan-Ellis WARD	Kawasaki NINJA 300 - Zipped up racing	11	11:21.401	1 Lap	1 Lap	70.20	1:00.626	6
7	35	J	7 Zack WESTON	Kawasaki NINJA 400 - NW Racing	11	11:21.537	1 Lap	0.136	70.18	1:00.513	9
8	191	J	8 Craig DANCE	Kawasaki NINJA 300 - 2 brothers scaffolding	11	11:37.797	1 Lap	16.260	68.55	1:01.209	7
9	118	J	9 Max HALL	Kawasaki NINJA 300 - Racecraft rider development	11	11:37.976	1 Lap	0.179	68.53	1:01.152	9
10	18	J	10 George HIGGINS	Kawasaki NINJA 400 - Aztec Racing	11	11:38.620	1 Lap	0.644	68.47	1:00.975	11
11	125	J	11 Ben JOLLIFFE	Kawasaki NINJA 400 -	11	11:43.900	1 Lap	5.280	67.95	1:01.770	9
12	72	J	12 Samuel MUNSON	Kawazaki NINJA 400 -	11	11:44.650	1 Lap	0.750	67.88	1:01.210	10
13	0	S	1 Elizabeth CLEAVER	Kawasaki NINJA 400 -	11	11:47.634	1 Lap	2.984	67.59	1:01.831	10
14	66	S	2 Mark SMITH	Kawasaki NINJA 300 - IMP RACING	11	11:53.839	1 Lap	6.205	67.01	1:02.838	11
15	62	S	3 Nicholas BETTRIDGE	Kawasaki NINJA - Weald builders	11	11:54.066	1 Lap	0.227	66.98	1:02.933	11
16	277	S	4 Richard HAYWARD	Kawasaki NINJA 300 - Hazel Motors/ Gforce	11	12:02.541	1 Lap	8.475	66.20	1:02.965	11
17	141	J	13 Noah GUILLERY	Kawasaki NINJA 300 - MDM-R	11	12:13.740	1 Lap	11.199	65.19	1:04.213	9
18	77	J	14 Joe WHITE	Kawasaki NINJA 400 - Just In Graphics /MZ CONTF	10	11:10.025	2 Laps	1 Lap	64.90	1:04.793	10
19	400	S	5 Stuart THURTL	Kawasaki NINJA 400 - TeamTortoise Racing	10	11:10.210	2 Laps	0.185	64.88	1:04.634	7
20	70*	S	6 Justin WHITE	Kawasaki NINJA 400 - Just In Graphics	10	11:11.861	2 Laps	1.651	64.72	1:05.216	4
21	73	S	7 Jemma HANNAFORD	Kawasaki NINJA 300 -	10	11:18.439	2 Laps	6.578	64.09	1:04.214	8
22	99	S	8 Daniel ATKINSON	Kawasaki NINJA 300 - Major heat	10	11:20.696	2 Laps	2.257	63.88	1:04.563	10
23	50	J	15 Jay YELDHAM	Kawasaki NINJA 400 - WKD Installations	10	11:21.619	2 Laps	0.923	63.79	1:05.056	10
24	33	J	16 Patrick KLINGE	Kawasaki NINJA 300 -	10	11:26.945	2 Laps	5.326	63.30	1:05.865	9
25	87	J	17 Sam ATKINSON	Kawasaki NINJA 300 - Major Heat	10	11:48.160	2 Laps	21.215	61.40	1:08.206	9

NOT CLASSIFIED

DNF	777	J	Maximus HARDY	Kawasaki NINJA 400 - DAD	11	11:11.673	1 Lap	0.000	71.21	59.273	11
DNF	20*	J	Jack MUIR	Kawasaki NINJA 400 -	11	11:22.347	1 Lap	10.673	70.10	58.676	11
DNF	48	S	Kevin SABBARTON	Kawasaki NINJA 300 -	10	11:07.321	2 Laps	1 Lap	65.16	1:04.361	10
DNF	31	J	Robbie PARK	Kawasaki NINJA - Mom	6	6:10.666	6 Laps	4 Laps	70.39	59.704	6
DNF	58	J	Matthew WOOD	Kawasaki NINJA 300 - Pull the Pin Racing	1	1:10.928	11 Laps	5 Laps	61.31		
DNF	27	J	Felix DORLING	Kawasaki NINJA 400 - Kernow Controls	0						

FASTEST LAP

95	J	Greg MARSHALL	Kawasaki NINJA 300 - Mum & Dad; HEL Performan	11	58.310	74.57 mph	120.02 kph
0	S	Elizabeth CLEAVER	Kawasaki NINJA 400 -	10	1:01.831	70.33 mph	113.18 kph

* No. 20 - 10 second penalty - yellow flag infringement

* Result Amended - Penalty rescinded for No. 70

Class J - 92.5% of Race Speed = 66.02 mph

Class S - 92.5% of Race Speed = 62.52 mph

Red Flag (end of session): 11:28

Race Distance: 12 Laps / 14.49 miles

Brands Hatch Indy: 1.2079 miles

Date: 02/10/2022 Start: 11:15 Finish: 11:27

Weather / Track : Cloudy / Wet

These results are provisional until the conclusion of any judicial and technical matters.

Clerk Of Course :	Stewards :	Timekeeper : <i>Craig Smith</i>
-------------------	------------	------------------------------------

Results can be found at www.tsl-timing.com

Printed - 13:14 Sunday, 02 October 2022



BMCR - MRO Championships 2022 - Rnd 9 @ Brands Hatch Indy

ACU Team Green Junior Cup & Senior 300

RACE 4 - LAP CHART

LAP 1 @ 11:16:55.696			LAP 3 @ 11:18:58.043			LAP 5 @ 11:20:58.970			LAP 7 @ 11:22:59.958			LAP 9 @ 11:25:00.581		
NO	BEHIND	LAP TIME	NO	BEHIND	LAP TIME	NO	BEHIND	LAP TIME	NO	BEHIND	LAP TIME	NO	BEHIND	LAP TIME
19		1:07.541	60		1:00.758	19		1:00.820	19		1:00.912	19		1:00.187
60	0.081	1:07.622	19	0.153	1:00.515	31	0.147	1:00.796	60	0.112	1:00.401	777	0.339	1:00.108
31	0.517	1:08.058	31	0.171	1:00.787	60	0.188	1:01.040	777	0.156	1:00.705	91	0.390	1:00.074
35	0.599	1:08.140	777	1.766	1:01.125	777	0.829	59.637	20	1.236	59.358	20	0.665	1:00.398
95	0.860	1:08.401	35	2.234	1:01.804	20	3.794	1:00.640	91	1.522	58.838	95	0.920	59.767
777	0.951	1:08.492	91	2.602	1:01.054	35	3.987	1:01.170	87	1 Lap	1:10.249	131	1.583	58.732
131	1.491	1:09.032	95	2.750	1:01.638	91	4.102	1:01.032	95	2.846	59.391	33	1 Lap	1:06.544
311	1.573	1:09.114	131	2.764	1:01.355	95	4.343	1:00.686	131	4.346	1:00.154	35	7.179	1:00.513
91	2.905	1:10.446	311	2.930	1:01.609	311	4.688	1:01.148	311	4.993	1:00.667	311	7.275	1:01.002
20	2.972	1:10.513	20	3.019	1:01.083	131	4.771	1:01.785	35	5.120	1:01.210	87	1 Lap	1:08.249
125	3.304	1:10.845	125	9.153	1:04.113	18	17.423	1:04.290	191	19.203	1:01.209	191	21.620	1:01.308
58	3.387	1:10.928	18	9.370	1:03.201	191	17.582	1:04.357	18	20.036	1:01.399	118	22.040	1:01.152
118	4.139	1:11.680	118	9.788	1:03.763	125	17.594	1:04.836	118	20.284	1:01.160	18	22.497	1:01.804
18	4.322	1:11.863	191	11.022	1:02.783	118	17.682	1:04.542	125	23.069	1:03.048	125	26.762	1:01.770
191	5.786	1:13.327	72	13.485	1:04.430	0	19.347	1:03.091	0	24.658	1:02.901	72	29.539	1:02.322
72	5.954	1:13.495	66	13.579	1:04.129	72	20.164	1:03.052	72	25.452	1:02.930	0	29.723	1:03.279
66	6.194	1:13.735	0	13.660	1:03.842	66	21.963	1:04.194	66	28.968	1:03.625	66	35.404	1:03.376
62	6.528	1:14.069	62	14.324	1:04.536	62	22.086	1:04.053	62	29.195	1:03.705	62	35.539	1:03.204
0	6.966	1:14.507	277	19.510	1:05.734	277	29.501	1:05.083	277	37.612	1:04.514	277	43.953	1:03.438
77	7.913	1:15.454	77	20.413	1:06.940	77	30.325	1:05.697	77	41.492	1:06.341	48	50.534	1:04.527
277	8.346	1:15.887	70	20.810	1:07.083	70	30.684	1:05.585	70	41.876	1:06.390	141	51.775	1:04.213
48	8.604	1:16.145	400	21.387	1:07.012	48	33.019	1:06.154	48	41.913	1:04.775	77	52.806	1:05.346
70	8.888	1:16.429	48	21.828	1:07.415	400	33.064	1:06.563	141	42.097	1:04.861	400	52.895	1:05.065
400	9.072	1:16.613	141	22.231	1:06.653	141	33.274	1:05.215	400	42.527	1:04.634	70	53.621	1:05.708
141	10.001	1:17.542	50	26.641	1:08.100	50	40.181	1:06.854	73	51.502	1:05.312	73	59.610	1:04.517
50	11.317	1:18.858	33	28.973	1:08.612	73	41.012	1:06.085	50	53.098	1:07.157			
87	12.943	1:20.484	73	29.126	1:07.901	99	42.605	1:05.830	99	53.682	1:06.948			
33	13.291	1:20.832	99	29.465	1:07.884	33	43.952	1:07.134	33	56.674	1:06.613			
73	13.900	1:21.441	87	33.238	1:09.936	87	52.346	1:09.644						
99	14.078	1:21.619												

LAP 2 @ 11:17:57.285			LAP 4 @ 11:19:58.118			LAP 6 @ 11:21:58.821			LAP 8 @ 11:24:00.593			LAP 10 @ 11:26:00.304			LAP 11 @ 11:26:59.793			
NO	BEHIND	LAP TIME	NO	BEHIND	LAP TIME	NO	BEHIND	LAP TIME	NO	BEHIND	LAP TIME	NO	BEHIND	LAP TIME	NO	BEHIND	LAP TIME	
60		1:01.508	60		1:00.075	31		59.704	19		1:00.635	60		59.723	60		59.489	
31	0.142	1:01.214	19	0.032	59.954	19	0.225	1:00.076	60	0.082	1:00.605	777	0.251	59.634	777	0.035	59.273	
19	0.396	1:01.985	31	0.203	1:00.107	777	0.588	59.610	777	0.219	1:00.698	91	0.705	1:00.038	91	0.191	58.975	
35	1.188	1:02.178	777	2.044	1:00.353	60	0.848	1:00.511	20	0.255	59.654	20	0.705	1:00.038	70	1 Lap	1:05.814	
777	1.399	1:02.037	35	3.669	1:01.510	20	3.015	59.072	91	0.304	59.417	19	1.565	1:01.101	20	0.709	58.676	
95	1.870	1:02.599	131	3.838	1:01.149	91	3.821	59.570	95	1.141	58.930	131	2.238	1:00.378	19	0.929	58.853	
311	2.079	1:02.095	91	3.922	1:01.395	95	4.592	1:00.100	131	2.839	59.128	95	2.267	1:01.070	95	1.088	58.310	
131	2.167	1:02.265	20	4.006	1:01.062	35	5.047	1:00.911	311	6.261	1:01.903	99	1 Lap	1:05.986	131	1.440	58.691	
91	2.306	1:00.990	311	4.392	1:01.537	131	5.329	1:00.409	87	1 Lap	1:09.949	50	1 Lap	1:06.322				
20	2.694	1:01.311	95	4.509	1:01.834	311	5.463	1:00.626	191	20.300	1:01.732	311	8.354	1:00.802				
125	5.798	1:04.083	125	13.610	1:04.532	191	19.131	1:01.400	18	20.681	1:01.280	35	8.477	1:01.021				
118	6.783	1:04.233	18	13.985	1:04.690	18	19.774	1:02.202	118	20.876	1:01.227	33	1 Lap	1:05.865				
18	6.927	1:04.194	118	13.992	1:04.279	118	20.261	1:02.430	125	24.980	1:02.546	191	23.294	1:01.397				
191	8.997	1:04.800	191	14.077	1:03.130	125	21.158	1:03.415	0	26.432	1:02.409	118	23.759	1:01.442				
72	9.813	1:05.448	0	17.108	1:03.523	0	22.894	1:03.398	72	27.205	1:02.388	18	25.496	1:02.722				
66	10.208	1:05.603	72	17.964	1:04.554	72	23.659	1:03.346	66	32.016	1:03.683	87	1 Lap	1:08.206				
62	10.546	1:05.607	66	18.621	1:05.117	66	26.480	1:04.368	62	32.323	1:03.763	125	29.366	1:02.327				
0	10.576	1:05.199	62	18.885	1:04.636	62	26.627	1:04.392	277	40.503	1:03.526	72	31.026	1:01.210				
77	14.231	1:07.907	277	25.270	1:05.835	277	34.235	1:04.585	48	45.995	1:04.717	0	31.831	1:01.831				
70	14.485	1:07.186	77	25.480	1:05.142	77	36.288	1:05.814	191	47.448	1:06.591	66	38.852	1:03.171				
277	14.534	1:07.777	70	25.951	1:05.216	70	36.623	1:05.790	118	47.550	1:06.088	62	38.984	1:03.168				
400	15.133	1:07.650	400	27.353	1:06.041	48	38.275	1:05.107	72	47.818	1:05.926	277	47.427	1:03.197				
48	15.171	1:08.156	48	27.717	1:05.964	141	38.373	1:04.950	70	47.901	1:06.660	48	55.172	1:04.361				
141	16.336	1:07.924	141	28.911	1:06.755	400	39.030	1:05.817	73	55.081	1:04.214	141	56.552	1:04.500				
50	19.299	1:09.571	50	34.179	1:07.613	50	47.078	1:06.748	99	57.709	1:04.662	77	57.876	1:04.793				
33	21.119	1:09.417	73	35.779	1:06.728	73	47.327	1:06.166	50	57.803	1:05.340	400	58.061	1:04.889				
73	21.983	1:09.672	99	37.627	1:08.237	99	47.871	1:05.117										
99	22.339	1:09.850	33	37.670	1:08.772	33	51.198	1:07.097										
87	24.060	1:12.706	87	43.554	1:10.391													

BMCRC - MRO Championships 2022 - Rnd 9 @ Brands Hatch Indy

ACU Team Green Junior Cup & Senior 300

RACE 4 - LAP CHART

73	1 Lap	1:06.403
99	1 Lap	1:04.563
311	9.763	1:00.898
35	9.899	1:00.911
50	1 Lap	1:05.056
33	1 Lap	1:06.059
191	26.159	1:02.354
118	26.338	1:02.068
18	26.982	1:00.975
125	32.262	1:02.385
72	33.012	1:01.475
0	35.996	1:03.654
87	1 Lap	1:08.346
66	42.201	1:02.838
62	42.428	1:02.933
277	50.903	1:02.965

LAP 12 @ 11:27:59.206

NO	BEHIND	LAP TIME
60		59.413
91	0.087	59.309
131	2.332	1:00.305
95	2.422	1:00.747
19	2.569	1:01.053
141	1 Lap	1:05.039

BMCRC - MRO Championships 2022 - Rnd 9 @ Brands Hatch Indy

ACU Team Green Junior Cup & Senior 300

RACE 4 - SECTOR ANALYSIS



SECTOR 1 = FL to I1, SECTOR 2 = I1 to FL, DIFF = Difference To Personal Best Lap, P = Crossed Finish Line in Pit Lane, D = Time Disallowed

P1 60 J		Lennon DOCHERTY		Kawasaki NINJA 400 - Doc Fit Training			
IDEAL LAP TIME : 58.773		BEST LAP TIME : 59.413		DIFFERENCE : 0.640			
LAP	SECTOR 1	SECTOR 2	LAP TIME	MPH	DIFF	TIME OF DAY	
1 -		25.047	1:07.622	64.30	8.209	11:16:55.777	
2 -	36.616	24.892	1:01.508	70.69	2.095	11:17:57.285	
3 -	36.176	24.582	1:00.758	71.57	1.345	11:18:58.043	
4 -	35.720	24.355	1:00.075	72.38	0.662	11:19:58.118	
5 -	36.585	24.455	1:01.040	71.24	1.627	11:20:59.158	
6 -	36.586	23.925	1:00.511	71.86	1.098	11:21:59.669	
7 -	35.641	24.760	1:00.401	71.99	0.988	11:23:00.070	
8 -	36.229	24.376	1:00.605	71.75	1.192	11:24:00.675	
9 -	35.789	24.117	59.906	72.59	0.493	11:25:00.581	
10 -	35.916	23.807	59.723 (3)	72.81	0.310	11:26:00.304	
11 -	34.991	24.498	59.489 (2)	73.09	0.076	11:26:59.793	
12 -	35.631	23.782	59.413 (1)	73.19		11:27:59.206	

P2 91 J		Sam HIRST		Kawasaki NINJA - Valley Racing			
IDEAL LAP TIME : 58.609		BEST LAP TIME : 58.838		DIFFERENCE : 0.229			
LAP	SECTOR 1	SECTOR 2	LAP TIME	MPH	DIFF	TIME OF DAY	
1 -		25.962	1:10.446	61.72	11.608	11:16:58.601	
2 -	36.666	24.324	1:00.990	71.30	2.152	11:17:59.591	
3 -	36.634	24.420	1:01.054	71.22	2.216	11:19:00.645	
4 -	36.513	24.882	1:01.395	70.82	2.557	11:20:02.040	
5 -	36.540	24.492	1:01.032	71.25	2.194	11:21:03.072	
6 -	35.745	23.825	59.570	72.99	0.732	11:22:02.642	
7 -	35.251	23.587	58.838 (1)	73.90		11:23:01.480	
8 -	35.500	23.917	59.417	73.18	0.579	11:24:00.897	
9 -	36.082	23.992	1:00.074	72.38	1.236	11:25:00.971	
10 -	36.355	23.683	1:00.038	72.43	1.200	11:26:01.009	
11 -	35.617	23.358	58.975 (2)	73.73	0.137	11:26:59.984	
12 -	35.530	23.779	59.309 (3)	73.32	0.471	11:27:59.293	

P3 131 J		Dylan MELLOR		Kawasaki NINJA 300 - BDS Motorcycles			
IDEAL LAP TIME : 58.597		BEST LAP TIME : 58.691		DIFFERENCE : 0.094			
LAP	SECTOR 1	SECTOR 2	LAP TIME	MPH	DIFF	TIME OF DAY	
1 -		25.541	1:09.032	62.99	10.341	11:16:57.187	
2 -	37.367	24.898	1:02.265	69.84	3.574	11:17:59.452	
3 -	36.183	25.172	1:01.355	70.87	2.664	11:19:00.807	
4 -	36.314	24.835	1:01.149	71.11	2.458	11:20:01.956	
5 -	37.356	24.429	1:01.785	70.38	3.094	11:21:03.741	
6 -	36.122	24.287	1:00.409	71.98	1.718	11:22:04.150	
7 -	35.960	24.194	1:00.154	72.29	1.463	11:23:04.304	
8 -	35.247	23.881	59.128 (3)	73.54	0.437	11:24:03.432	
9 -	34.918	23.814	58.732 (2)	74.04	0.041	11:25:02.164	
10 -	35.784	24.594	1:00.378	72.02	1.687	11:26:02.542	
11 -	34.783	23.908	58.691 (1)	74.09		11:27:01.233	
12 -	35.920	24.385	1:00.305	72.11	1.614	11:28:01.538	

BMCRC - MRO Championships 2022 - Rnd 9 @ Brands Hatch Indy

ACU Team Green Junior Cup & Senior 300

RACE 4 - SECTOR ANALYSIS



SECTOR 1 = FL to I1, SECTOR 2 = I1 to FL, DIFF = Difference To Personal Best Lap, P = Crossed Finish Line in Pit Lane, D = Time Disallowed

P4 95 J Greg MARSHALL		Kawasaki NINJA 300 - Mum & Dad; HEL Performance				
IDEAL LAP TIME : 58.310		BEST LAP TIME : 58.310		DIFFERENCE : 0.000		
LAP	SECTOR 1	SECTOR 2	LAP TIME	MPH	DIFF	TIME OF DAY
1 -		25.397	1:08.401	63.57	10.091	11:16:56.556
2 -	37.071	25.528	1:02.599	69.46	4.289	11:17:59.155
3 -	36.318	25.320	1:01.638	70.55	3.328	11:19:00.793
4 -	36.662	25.172	1:01.834	70.32	3.524	11:20:02.627
5 -	36.160	24.526	1:00.686	71.65	2.376	11:21:03.313
6 -	36.110	23.990	1:00.100	72.35	1.790	11:22:03.413
7 -	35.405	23.986	59.391 (3)	73.21	1.081	11:23:02.804
8 -	35.087	23.843	58.930 (2)	73.79	0.620	11:24:01.734
9 -	35.533	24.234	59.767	72.75	1.457	11:25:01.501
10 -	36.261	24.809	1:01.070	71.20	2.760	11:26:02.571
11 -	34.662	23.648	58.310 (1)	74.57		11:27:00.881
12 -	35.895	24.852	1:00.747	71.58	2.437	11:28:01.628

P5 19 J James O'MARA		Kawasaki NINJA 400 - BRP Machining Ltd				
IDEAL LAP TIME : 58.853		BEST LAP TIME : 58.853		DIFFERENCE : 0.000		
LAP	SECTOR 1	SECTOR 2	LAP TIME	MPH	DIFF	TIME OF DAY
1 -		25.355	1:07.541	64.38	8.688	11:16:55.696
2 -	37.039	24.946	1:01.985	70.15	3.132	11:17:57.681
3 -	36.118	24.397	1:00.515	71.85	1.662	11:18:58.196
4 -	35.723	24.231	59.954 (2)	72.53	1.101	11:19:58.150
5 -	36.261	24.559	1:00.820	71.49	1.967	11:20:58.970
6 -	36.097	23.979	1:00.076 (3)	72.38	1.223	11:21:59.046
7 -	35.769	25.143	1:00.912	71.39	2.059	11:22:59.958
8 -	36.172	24.463	1:00.635	71.71	1.782	11:24:00.593
9 -	36.071	24.104	1:00.175	72.26	1.322	11:25:00.768
10 -	36.724	24.377	1:01.101	71.17	2.248	11:26:01.869
11 -	35.184	23.669	58.853 (1)	73.88		11:27:00.722
12 -	36.280	24.773	1:01.053	71.22	2.200	11:28:01.775

P6 311 J Nathan-Ellis WARD		Kawasaki NINJA 300 - Zipped up racing				
IDEAL LAP TIME : 1:00.235		BEST LAP TIME : 1:00.626		DIFFERENCE : 0.391		
LAP	SECTOR 1	SECTOR 2	LAP TIME	MPH	DIFF	TIME OF DAY
1 -		25.228	1:09.114	62.91	8.488	11:16:57.269
2 -	36.780	25.315	1:02.095	70.03	1.469	11:17:59.364
3 -	37.032	24.577	1:01.609	70.58	0.983	11:19:00.973
4 -	36.598	24.939	1:01.537	70.66	0.911	11:20:02.510
5 -	36.685	24.463	1:01.148	71.11	0.522	11:21:03.658
6 -	36.339	24.287	1:00.626 (1)	71.72		11:22:04.284
7 -	35.948	24.719	1:00.667 (2)	71.67	0.041	11:23:04.951
8 -	37.152	24.751	1:01.903	70.24	1.277	11:24:06.854
9 -	36.238	24.764	1:01.002	71.28	0.376	11:25:07.856
10 -	36.071	24.731	1:00.802 (3)	71.52	0.176	11:26:08.658
11 -	36.045	24.853	1:00.898	71.40	0.272	11:27:09.556

P7 35 J Zack WESTON		Kawasaki NINJA 400 - NW Racing				
IDEAL LAP TIME : 1:00.289		BEST LAP TIME : 1:00.513		DIFFERENCE : 0.224		
LAP	SECTOR 1	SECTOR 2	LAP TIME	MPH	DIFF	TIME OF DAY
1 -		25.648	1:08.140	63.81	7.627	11:16:56.295
2 -	36.814	25.364	1:02.178	69.93	1.665	11:17:58.473
3 -	36.896	24.908	1:01.804	70.36	1.291	11:19:00.277
4 -	36.838	24.672	1:01.510	70.69	0.997	11:20:01.787
5 -	36.533	24.637	1:01.170	71.09	0.657	11:21:02.957
6 -	36.647	24.264	1:00.911 (2)	71.39	0.398	11:22:03.868
7 -	36.225	24.985	1:01.210	71.04	0.697	11:23:05.078
8 -	37.547	24.622	1:02.169	69.94	1.656	11:24:07.247
9 -	36.025	24.488	1:00.513 (1)	71.86		11:25:07.760
10 -	36.344	24.677	1:01.021	71.26	0.508	11:26:08.781
11 -	36.087	24.824	1:00.911 (2)	71.39	0.398	11:27:09.692

BMCRC - MRO Championships 2022 - Rnd 9 @ Brands Hatch Indy

ACU Team Green Junior Cup & Senior 300

RACE 4 - SECTOR ANALYSIS



SECTOR 1 = FL to I1, SECTOR 2 = I1 to FL, DIFF = Difference To Personal Best Lap, P = Crossed Finish Line in Pit Lane, D = Time Disallowed

P8 191 J Craig DANCE		Kawasaki NINJA 300 - 2 brothers scaffolding				
IDEAL LAP TIME : 1:00.354		BEST LAP TIME : 1:01.209		DIFFERENCE : 0.855		
LAP	SECTOR 1	SECTOR 2	LAP TIME	MPH	DIFF	TIME OF DAY
1 -		26.297	1:13.327	59.30	12.118	11:17:01.482
2 -	38.951	25.849	1:04.800	67.10	3.591	11:18:06.282
3 -	37.912	24.871	1:02.783	69.26	1.574	11:19:09.065
4 -	37.326	25.804	1:03.130	68.88	1.921	11:20:12.195
5 -	38.393	25.964	1:04.357	67.57	3.148	11:21:16.552
6 -	36.799	24.601	1:01.400	70.82	0.191	11:22:17.952
7 -	36.688	24.521	1:01.209 (1)	71.04		11:23:19.161
8 -	37.177	24.555	1:01.732	70.44	0.523	11:24:20.893
9 -	36.804	24.504	1:01.308 (2)	70.93	0.099	11:25:22.201
10 -	36.910	24.487	1:01.397 (3)	70.82	0.188	11:26:23.598
11 -	38.216	24.138	1:02.354	69.74	1.145	11:27:25.952

P9 118 J Max HALL		Kawasaki NINJA 300 - Racecraft rider development				
IDEAL LAP TIME : 1:00.722		BEST LAP TIME : 1:01.152		DIFFERENCE : 0.430		
LAP	SECTOR 1	SECTOR 2	LAP TIME	MPH	DIFF	TIME OF DAY
1 -		26.480	1:11.680	60.66	10.528	11:16:59.835
2 -	38.254	25.979	1:04.233	67.70	3.081	11:18:04.068
3 -	38.281	25.482	1:03.763	68.19	2.611	11:19:07.831
4 -	38.416	25.863	1:04.279	67.65	3.127	11:20:12.110
5 -	38.393	26.149	1:04.542	67.37	3.390	11:21:16.652
6 -	37.864	24.566	1:02.430	69.65	1.278	11:22:19.082
7 -	36.761	24.399	1:01.160 (2)	71.10	0.008	11:23:20.242
8 -	36.718	24.509	1:01.227 (3)	71.02	0.075	11:24:21.469
9 -	36.744	24.408	1:01.152 (1)	71.11		11:25:22.621
10 -	37.088	24.354	1:01.442	70.77	0.290	11:26:24.063
11 -	37.793	24.275	1:02.068	70.06	0.916	11:27:26.131

P10 18 J George HIGGINS		Kawasaki NINJA 400 - Aztec Racing				
IDEAL LAP TIME : 1:00.859		BEST LAP TIME : 1:00.975		DIFFERENCE : 0.116		
LAP	SECTOR 1	SECTOR 2	LAP TIME	MPH	DIFF	TIME OF DAY
1 -		25.587	1:11.863	60.51	10.888	11:17:00.018
2 -	38.384	25.810	1:04.194	67.74	3.219	11:18:04.212
3 -	37.424	25.777	1:03.201	68.80	2.226	11:19:07.413
4 -	38.401	26.289	1:04.690	67.22	3.715	11:20:12.103
5 -	38.213	26.077	1:04.290	67.64	3.315	11:21:16.393
6 -	36.934	25.268	1:02.202	69.91	1.227	11:22:18.595
7 -	36.507	24.892	1:01.399 (3)	70.82	0.424	11:23:19.994
8 -	36.713	24.567	1:01.280 (2)	70.96	0.305	11:24:21.274
9 -	37.261	24.543	1:01.804	70.36	0.829	11:25:23.078
10 -	37.787	24.935	1:02.722	69.33	1.747	11:26:25.800
11 -	36.316	24.659	1:00.975 (1)	71.31		11:27:26.775

P11 125 J Ben JOLLIFFE		Kawasaki NINJA 400 -				
IDEAL LAP TIME : 1:01.770		BEST LAP TIME : 1:01.770		DIFFERENCE : 0.000		
LAP	SECTOR 1	SECTOR 2	LAP TIME	MPH	DIFF	TIME OF DAY
1 -		26.408	1:10.845	61.38	9.075	11:16:59.000
2 -	37.853	26.230	1:04.083	67.85	2.313	11:18:03.083
3 -	38.208	25.905	1:04.113	67.82	2.343	11:19:07.196
4 -	38.317	26.215	1:04.532	67.38	2.762	11:20:11.728
5 -	38.364	26.472	1:04.836	67.07	3.066	11:21:16.564
6 -	38.285	25.130	1:03.415	68.57	1.645	11:22:19.979
7 -	37.436	25.612	1:03.048	68.97	1.278	11:23:23.027
8 -	37.170	25.376	1:02.546	69.52	0.776	11:24:25.573
9 -	36.781	24.989	1:01.770 (1)	70.39		11:25:27.343
10 -	37.074	25.253	1:02.327 (2)	69.77	0.557	11:26:29.670
11 -	37.325	25.060	1:02.385 (3)	69.70	0.615	11:27:32.055

BMCRC - MRO Championships 2022 - Rnd 9 @ Brands Hatch Indy

ACU Team Green Junior Cup & Senior 300

RACE 4 - SECTOR ANALYSIS



SECTOR 1 = FL to I1, SECTOR 2 = I1 to FL, DIFF = Difference To Personal Best Lap, P = Crossed Finish Line in Pit Lane, D = Time Disallowed

P12 72 J		Samuel MUNSON		Kawasaki NINJA 400 -		
IDEAL LAP TIME : 1:01.210		BEST LAP TIME : 1:01.210		DIFFERENCE : 0.000		
LAP	SECTOR 1	SECTOR 2	LAP TIME	MPH	DIFF	TIME OF DAY
1 -		27.008	1:13.495	59.16	12.285	11:17:01.650
2 -	39.211	26.237	1:05.448	66.44	4.238	11:18:07.098
3 -	38.523	25.907	1:04.430	67.49	3.220	11:19:11.528
4 -	38.696	25.858	1:04.554	67.36	3.344	11:20:16.082
5 -	37.715	25.337	1:03.052	68.96	1.842	11:21:19.134
6 -	37.615	25.731	1:03.346	68.64	2.136	11:22:22.480
7 -	37.473	25.457	1:02.930	69.10	1.720	11:23:25.410
8 -	36.960	25.428	1:02.388	69.70	1.178	11:24:27.798
9 -	37.145	25.177	1:02.322 (3)	69.77	1.112	11:25:30.120
10 -	36.333	24.877	1:01.210 (1)	71.04		11:26:31.330
11 -	36.595	24.880	1:01.475 (2)	70.73	0.265	11:27:32.805

P13 0 S		Elizabeth CLEAVER		Kawasaki NINJA 400 -		
IDEAL LAP TIME : 1:01.831		BEST LAP TIME : 1:01.831		DIFFERENCE : 0.000		
LAP	SECTOR 1	SECTOR 2	LAP TIME	MPH	DIFF	TIME OF DAY
1 -		26.059	1:14.507	58.36	12.676	11:17:02.662
2 -	39.548	25.651	1:05.199	66.69	3.368	11:18:07.861
3 -	38.502	25.340	1:03.842	68.11	2.011	11:19:11.703
4 -	38.333	25.190	1:03.523	68.45	1.692	11:20:15.226
5 -	38.032	25.059	1:03.091	68.92	1.260	11:21:18.317
6 -	38.193	25.205	1:03.398	68.59	1.567	11:22:21.715
7 -	37.860	25.041	1:02.901 (3)	69.13	1.070	11:23:24.616
8 -	37.521	24.888	1:02.409 (2)	69.67	0.578	11:24:27.025
9 -	37.753	25.526	1:03.279	68.72	1.448	11:25:30.304
10 -	37.456	24.375	1:01.831 (1)	70.33		11:26:32.135
11 -	37.533	26.121	1:03.654	68.31	1.823	11:27:35.789

P14 66 S		Mark SMITH		Kawasaki NINJA 300 - IMP RACING		
IDEAL LAP TIME : 1:02.838		BEST LAP TIME : 1:02.838		DIFFERENCE : 0.000		
LAP	SECTOR 1	SECTOR 2	LAP TIME	MPH	DIFF	TIME OF DAY
1 -		26.660	1:13.735	58.97	10.897	11:17:01.890
2 -	39.656	25.947	1:05.603	66.28	2.765	11:18:07.493
3 -	38.565	25.564	1:04.129	67.81	1.291	11:19:11.622
4 -	39.432	25.685	1:05.117	66.78	2.279	11:20:16.739
5 -	38.410	25.784	1:04.194	67.74	1.356	11:21:20.933
6 -	38.585	25.783	1:04.368	67.55	1.530	11:22:25.301
7 -	38.157	25.468	1:03.625	68.34	0.787	11:23:28.926
8 -	38.140	25.543	1:03.683	68.28	0.845	11:24:32.609
9 -	37.997	25.379	1:03.376 (3)	68.61	0.538	11:25:35.985
10 -	37.705	25.466	1:03.171 (2)	68.83	0.333	11:26:39.156
11 -	37.565	25.273	1:02.838 (1)	69.20		11:27:41.994

P15 62 S		Nicholas BETTRIDGE		Kawasaki NINJA - Weald builders		
IDEAL LAP TIME : 1:02.933		BEST LAP TIME : 1:02.933		DIFFERENCE : 0.000		
LAP	SECTOR 1	SECTOR 2	LAP TIME	MPH	DIFF	TIME OF DAY
1 -		26.602	1:14.069	58.71	11.136	11:17:02.224
2 -	39.616	25.991	1:05.607	66.28	2.674	11:18:07.831
3 -	39.147	25.389	1:04.536	67.38	1.603	11:19:12.367
4 -	38.871	25.765	1:04.636	67.27	1.703	11:20:17.003
5 -	38.290	25.763	1:04.053	67.89	1.120	11:21:21.056
6 -	38.625	25.767	1:04.392	67.53	1.459	11:22:25.448
7 -	38.153	25.552	1:03.705	68.26	0.772	11:23:29.153
8 -	38.084	25.679	1:03.763	68.19	0.830	11:24:32.916
9 -	37.822	25.382	1:03.204 (3)	68.80	0.271	11:25:36.120
10 -	37.713	25.455	1:03.168 (2)	68.84	0.235	11:26:39.288
11 -	37.561	25.372	1:02.933 (1)	69.09		11:27:42.221

BMCRC - MRO Championships 2022 - Rnd 9 @ Brands Hatch Indy

ACU Team Green Junior Cup & Senior 300

RACE 4 - SECTOR ANALYSIS



SECTOR 1 = FL to I1, SECTOR 2 = I1 to FL, DIFF = Difference To Personal Best Lap, P = Crossed Finish Line in Pit Lane, D = Time Disallowed

P16 277 S		Richard HAYWARD		Kawasaki NINJA 300 - Hazel Motors/ Gforce			
IDEAL LAP TIME : 1:02.866		BEST LAP TIME : 1:02.965		DIFFERENCE : 0.099			
LAP	SECTOR 1	SECTOR 2	LAP TIME	MPH	DIFF	TIME OF DAY	
1 -		27.255	1:15.887	57.30	12.922	11:17:04.042	
2 -	40.129	27.648	1:07.777	64.16	4.812	11:18:11.819	
3 -	39.481	26.253	1:05.734	66.15	2.769	11:19:17.553	
4 -	39.181	26.654	1:05.835	66.05	2.870	11:20:23.388	
5 -	38.782	26.301	1:05.083	66.81	2.118	11:21:28.471	
6 -	38.666	25.919	1:04.585	67.33	1.620	11:22:33.056	
7 -	38.435	26.079	1:04.514	67.40	1.549	11:23:37.570	
8 -	38.077	25.449	1:03.526	68.45	0.561	11:24:41.096	
9 -	38.120	25.318	1:03.438 (3)	68.54	0.473	11:25:44.534	
10 -	37.836	25.361	1:03.197 (2)	68.81	0.232	11:26:47.731	
11 -	37.548	25.417	1:02.965 (1)	69.06		11:27:50.696	

P17 141 J		Noah GUILLERY		Kawasaki NINJA 300 - MDM-R			
IDEAL LAP TIME : 1:04.181		BEST LAP TIME : 1:04.213		DIFFERENCE : 0.032			
LAP	SECTOR 1	SECTOR 2	LAP TIME	MPH	DIFF	TIME OF DAY	
1 -		27.281	1:17.542	56.08	13.329	11:17:05.697	
2 -	41.187	26.737	1:07.924	64.02	3.711	11:18:13.621	
3 -	40.309	26.344	1:06.653	65.24	2.440	11:19:20.274	
4 -	40.599	26.156	1:06.755	65.14	2.542	11:20:27.029	
5 -	39.094	26.121	1:05.215	66.68	1.002	11:21:32.244	
6 -	39.156	25.794	1:04.950	66.95	0.737	11:22:37.194	
7 -	39.039	25.822	1:04.861 (3)	67.04	0.648	11:23:42.055	
8 -	39.664	26.424	1:06.088	65.80	1.875	11:24:48.143	
9 -	38.543	25.670	1:04.213 (1)	67.72		11:25:52.356	
10 -	38.862	25.638	1:04.500 (2)	67.42	0.287	11:26:56.856	
11 -	38.722	26.317	1:05.039	66.86	0.826	11:28:01.895	

P18 77 J		Joe WHITE		Kawasaki NINJA 400 - Just In Graphics /MZ CONTRACTS/ Silver			
IDEAL LAP TIME : 1:04.793		BEST LAP TIME : 1:04.793		DIFFERENCE : 0.000			
LAP	SECTOR 1	SECTOR 2	LAP TIME	MPH	DIFF	TIME OF DAY	
1 -		27.240	1:15.454	57.63	10.661	11:17:03.609	
2 -	40.359	27.548	1:07.907	64.03	3.114	11:18:11.516	
3 -	40.048	26.892	1:06.940	64.96	2.147	11:19:18.456	
4 -	38.984	26.158	1:05.142 (2)	66.75	0.349	11:20:23.598	
5 -	39.264	26.433	1:05.697	66.19	0.904	11:21:29.295	
6 -	39.261	26.553	1:05.814	66.07	1.021	11:22:35.109	
7 -	39.484	26.857	1:06.341	65.54	1.548	11:23:41.450	
8 -	39.875	26.716	1:06.591	65.30	1.798	11:24:48.041	
9 -	39.103	26.243	1:05.346 (3)	66.54	0.553	11:25:53.387	
10 -	38.892	25.901	1:04.793 (1)	67.11		11:26:58.180	

P19 400 S		Stuart THURTLÉ		Kawasaki NINJA 400 - TeamTortoise Racing			
IDEAL LAP TIME : 1:04.634		BEST LAP TIME : 1:04.634		DIFFERENCE : 0.000			
LAP	SECTOR 1	SECTOR 2	LAP TIME	MPH	DIFF	TIME OF DAY	
1 -		27.284	1:16.613	56.76	11.979	11:17:04.768	
2 -	40.313	27.337	1:07.650	64.28	3.016	11:18:12.418	
3 -	40.196	26.816	1:07.012	64.89	2.378	11:19:19.430	
4 -	39.715	26.326	1:06.041	65.84	1.407	11:20:25.471	
5 -	40.111	26.452	1:06.563	65.33	1.929	11:21:32.034	
6 -	39.792	26.025	1:05.817	66.07	1.183	11:22:37.851	
7 -	38.908	25.726	1:04.634 (1)	67.28		11:23:42.485	
8 -	39.819	26.107	1:05.926	65.96	1.292	11:24:48.411	
9 -	39.111	25.954	1:05.065 (3)	66.83	0.431	11:25:53.476	
10 -	38.990	25.899	1:04.889 (2)	67.01	0.255	11:26:58.365	

BMCRC - MRO Championships 2022 - Rnd 9 @ Brands Hatch Indy

ACU Team Green Junior Cup & Senior 300

RACE 4 - SECTOR ANALYSIS



SECTOR 1 = FL to I1, SECTOR 2 = I1 to FL, DIFF = Difference To Personal Best Lap, P = Crossed Finish Line in Pit Lane, D = Time Disallowed

P20 73 S		Jemma HANNAFORD		Kawasaki NINJA 300 -		
IDEAL LAP TIME : 1:03.922		BEST LAP TIME : 1:04.214		DIFFERENCE : 0.292		
LAP	SECTOR 1	SECTOR 2	LAP TIME	MPH	DIFF	TIME OF DAY
1 -		28.088	1:21.441	53.39	17.227	11:17:09.596
2 -	42.422	27.250	1:09.672	62.41	5.458	11:18:19.268
3 -	41.155	26.746	1:07.901	64.04	3.687	11:19:27.169
4 -	40.406	26.322	1:06.728	65.16	2.514	11:20:33.897
5 -	40.084	26.001	1:06.085	65.80	1.871	11:21:39.982
6 -	39.345	26.821	1:06.166	65.72	1.952	11:22:46.148
7 -	39.449	25.863	1:05.312 (3)	66.58	1.098	11:23:51.460
8 -	38.615	25.599	1:04.214 (1)	67.72		11:24:55.674
9 -	39.079	25.438	1:04.517 (2)	67.40	0.303	11:26:00.191
10 -	41.096	25.307	1:06.403	65.48	2.189	11:27:06.594

P21 99 S		Daniel ATKINSON		Kawasaki NINJA 300 - Major heat		
IDEAL LAP TIME : 1:03.881		BEST LAP TIME : 1:04.563		DIFFERENCE : 0.682		
LAP	SECTOR 1	SECTOR 2	LAP TIME	MPH	DIFF	TIME OF DAY
1 -		29.160	1:21.619	53.27	17.056	11:17:09.774
2 -	42.813	27.037	1:09.850	62.25	5.287	11:18:19.624
3 -	41.276	26.608	1:07.884	64.05	3.321	11:19:27.508
4 -	41.230	27.007	1:08.237	63.72	3.674	11:20:35.745
5 -	39.576	26.254	1:05.830	66.05	1.267	11:21:41.575
6 -	39.132	25.985	1:05.117 (3)	66.78	0.554	11:22:46.692
7 -	39.991	26.957	1:06.948	64.95	2.385	11:23:53.640
8 -	38.411	26.251	1:04.662 (2)	67.25	0.099	11:24:58.302
9 -	38.337	27.649	1:05.986	65.90	1.423	11:26:04.288
10 -	39.019	25.544	1:04.563 (1)	67.35		11:27:08.851

P22 50 J		Jay YELDHAM		Kawasaki NINJA 400 - WKD Installations		
IDEAL LAP TIME : 1:04.911		BEST LAP TIME : 1:05.056		DIFFERENCE : 0.145		
LAP	SECTOR 1	SECTOR 2	LAP TIME	MPH	DIFF	TIME OF DAY
1 -		28.740	1:18.858	55.14	13.802	11:17:07.013
2 -	41.291	28.280	1:09.571	62.50	4.515	11:18:16.584
3 -	40.532	27.568	1:08.100	63.85	3.044	11:19:24.684
4 -	40.461	27.152	1:07.613	64.31	2.557	11:20:32.297
5 -	40.138	26.716	1:06.854	65.04	1.798	11:21:39.151
6 -	39.812	26.936	1:06.748	65.14	1.692	11:22:45.899
7 -	40.301	26.856	1:07.157	64.75	2.101	11:23:53.056
8 -	38.693	26.647	1:05.340 (2)	66.55	0.284	11:24:58.396
9 -	39.798	26.524	1:06.322 (3)	65.56	1.266	11:26:04.718
10 -	38.838	26.218	1:05.056 (1)	66.84		11:27:09.774

P23 70 S		Justin WHITE		Kawasaki NINJA 400 - Just In Graphics		
IDEAL LAP TIME : 1:04.992		BEST LAP TIME : 1:05.216		DIFFERENCE : 0.224		
LAP	SECTOR 1	SECTOR 2	LAP TIME	MPH	DIFF	TIME OF DAY
1 -		27.338	1:16.429	56.89	11.213	11:17:04.584
2 -	39.846	27.340	1:07.186	64.72	1.970	11:18:11.770
3 -	40.028	27.055	1:07.083	64.82	1.867	11:19:18.853
4 -	39.011	26.205	1:05.216 (1)	66.68		11:20:24.069
5 -	39.021	26.564	1:05.585 (2)	66.30	0.369	11:21:29.654
6 -	39.167	26.623	1:05.790	66.09	0.574	11:22:35.444
7 -	39.470	26.920	1:06.390	65.50	1.174	11:23:41.834
8 -	39.783	26.877	1:06.660	65.23	1.444	11:24:48.494
9 -	39.727	25.981	1:05.708 (3)	66.18	0.492	11:25:54.202
10 -	39.454	26.360	1:05.814	66.07	0.598	11:27:00.016

BMCRC - MRO Championships 2022 - Rnd 9 @ Brands Hatch Indy

ACU Team Green Junior Cup & Senior 300

RACE 4 - SECTOR ANALYSIS



SECTOR 1 = FL to I1, SECTOR 2 = I1 to FL, DIFF = Difference To Personal Best Lap, P = Crossed Finish Line in Pit Lane, D = Time Disallowed

P24 33 J		Patrick KLINGE		Kawasaki NINJA 300 -		
IDEAL LAP TIME : 1:05.724		BEST LAP TIME : 1:05.865		DIFFERENCE : 0.141		
LAP	SECTOR 1	SECTOR 2	LAP TIME	MPH	DIFF	TIME OF DAY
1 -		29.001	1:20.832	53.79	14.967	11:17:08.987
2 -	41.823	27.594	1:09.417	62.64	3.552	11:18:18.404
3 -	41.632	26.980	1:08.612	63.37	2.747	11:19:27.016
4 -	41.494	27.278	1:08.772	63.23	2.907	11:20:35.788
5 -	40.608	26.526	1:07.134	64.77	1.269	11:21:42.922
6 -	40.552	26.545	1:07.097	64.81	1.232	11:22:50.019
7 -	40.198	26.415	1:06.613	65.28	0.748	11:23:56.632
8 -	40.018	26.526	1:06.544 (3)	65.34	0.679	11:25:03.176
9 -	39.431	26.434	1:05.865 (1)	66.02		11:26:09.041
10 -	39.766	26.293	1:06.059 (2)	65.82	0.194	11:27:15.100

P25 87 J		Sam ATKINSON		Kawasaki NINJA 300 - Major Heat		
IDEAL LAP TIME : 1:08.068		BEST LAP TIME : 1:08.206		DIFFERENCE : 0.138		
LAP	SECTOR 1	SECTOR 2	LAP TIME	MPH	DIFF	TIME OF DAY
1 -		28.840	1:20.484	54.03	12.278	11:17:08.639
2 -	43.937	28.769	1:12.706	59.81	4.500	11:18:21.345
3 -	42.027	27.909	1:09.936	62.17	1.730	11:19:31.281
4 -	42.585	27.806	1:10.391	61.77	2.185	11:20:41.672
5 -	42.370	27.274	1:09.644	62.44	1.438	11:21:51.316
6 -	42.085	28.164	1:10.249	61.90	2.043	11:23:01.565
7 -	42.440	27.509	1:09.949	62.16	1.743	11:24:11.514
8 -	41.209	27.040	1:08.249 (2)	63.71	0.043	11:25:19.763
9 -	41.142	27.064	1:08.206 (1)	63.75		11:26:27.969
10 -	41.420	26.926	1:08.346 (3)	63.62	0.140	11:27:36.315

P26 777 J		Maximus HARDY		Kawasaki NINJA 400 - DAD		
IDEAL LAP TIME : 1:01.125		BEST LAP TIME : 59.273		DIFFERENCE : -1.851		
LAP	SECTOR 1	SECTOR 2	LAP TIME	MPH	DIFF	TIME OF DAY
1 -		24.968	1:08.492	63.49	9.218	11:16:56.647
2 -	36.762	25.275	1:02.037	70.09	2.763	11:17:58.684
3 -	36.549	24.576	1:01.125	71.14	1.851	11:18:59.809
4 -			1:00.353	72.05	1.079	11:20:00.162
5 -			59.637	72.91	0.363	11:20:59.799
6 -			59.610 (2)	72.95	0.336	11:21:59.409
7 -			1:00.705	71.63	1.431	11:23:00.114
8 -			1:00.698	71.64	1.424	11:24:00.812
9 -			1:00.108	72.34	0.835	11:25:00.920
10 -			59.634 (3)	72.92	0.361	11:26:00.555
11 -			59.273 (1)	73.36		11:26:59.828

P27 20 J		Jack MUIR		Kawasaki NINJA 400 -		
IDEAL LAP TIME : 58.676		BEST LAP TIME : 58.676		DIFFERENCE : 0.000		
LAP	SECTOR 1	SECTOR 2	LAP TIME	MPH	DIFF	TIME OF DAY
1 -		25.693	1:10.513	61.67	11.837	11:16:58.668
2 -	36.717	24.594	1:01.311	70.92	2.635	11:17:59.979
3 -	36.619	24.464	1:01.083	71.19	2.407	11:19:01.062
4 -	36.305	24.757	1:01.062	71.21	2.386	11:20:02.124
5 -	36.405	24.235	1:00.640	71.71	1.964	11:21:02.764
6 -	35.285	23.787	59.072 (2)	73.61	0.396	11:22:01.836
7 -	35.551	23.807	59.358 (3)	73.26	0.682	11:23:01.194
8 -	35.476	24.178	59.654	72.89	0.978	11:24:00.848
9 -	36.177	24.221	1:00.398	71.99	1.722	11:25:01.246
10 -	36.406	24.174	1:00.580	71.78	1.904	11:26:01.826
11 -	35.107	23.569	58.676 (1)	74.11		11:27:00.502

BMCRC - MRO Championships 2022 - Rnd 9 @ Brands Hatch Indy

ACU Team Green Junior Cup & Senior 300

RACE 4 - SECTOR ANALYSIS



SECTOR 1 = FL to I1, SECTOR 2 = I1 to FL, DIFF = Difference To Personal Best Lap, P = Crossed Finish Line in Pit Lane, D = Time Disallowed

P28 48 S		Kevin SABBARTON		Kawasaki NINJA 300 -			
IDEAL LAP TIME : 1:04.320		BEST LAP TIME : 1:04.361		DIFFERENCE : 0.041			
LAP	SECTOR 1	SECTOR 2	LAP TIME	MPH	DIFF	TIME OF DAY	
1 -		27.099	1:16.145	57.10	11.784	11:17:04.300	
2 -	40.569	27.587	1:08.156	63.80	3.795	11:18:12.456	
3 -	40.237	27.178	1:07.415	64.50	3.054	11:19:19.871	
4 -	39.876	26.088	1:05.964	65.92	1.603	11:20:25.835	
5 -	39.555	26.599	1:06.154	65.73	1.793	11:21:31.989	
6 -	39.305	25.802	1:05.107	66.79	0.746	11:22:37.096	
7 -	38.969	25.806	1:04.775	67.13	0.414	11:23:41.871	
8 -	38.844	25.873	1:04.717 (3)	67.19	0.356	11:24:46.588	
9 -	38.859	25.668	1:04.527 (2)	67.39	0.166	11:25:51.115	
10 -	38.652	25.709	1:04.361 (1)	67.56		11:26:55.476	

P29 31 J		Robbie PARK		Kawasaki NINJA - Mom			
IDEAL LAP TIME : 59.704		BEST LAP TIME : 59.704		DIFFERENCE : 0.000			
LAP	SECTOR 1	SECTOR 2	LAP TIME	MPH	DIFF	TIME OF DAY	
1 -		24.935	1:08.058	63.89	8.354	11:16:56.213	
2 -	36.340	24.874	1:01.214	71.03	1.510	11:17:57.427	
3 -	36.168	24.619	1:00.787 (3)	71.53	1.083	11:18:58.214	
4 -	36.020	24.087	1:00.107 (2)	72.34	0.403	11:19:58.321	
5 -	36.188	24.608	1:00.796	71.52	1.092	11:20:59.117	
6 -	35.678	24.026	59.704 (1)	72.83		11:21:58.821	

P30 58 J		Matthew WOOD		Kawasaki NINJA 300 - Pull the Pin Racing			
IDEAL LAP TIME : 1:01.970		BEST LAP TIME :		DIFFERENCE :			
LAP	SECTOR 1	SECTOR 2	LAP TIME	MPH	DIFF	TIME OF DAY	
1 -		25.566	1:10.928	61.31		11:16:59.083	

BMCRC - MRO Championships 2022 - Rnd 9 @ Brands Hatch Indy

ACU Team Green Junior Cup & Senior 300

RACE 4 - BEST SECTORS

SECTOR 1			SECTOR 2			IDEAL / BEST COMPARISON						
POS	NO	NAME	TIME	NO	NAME	TIME	POS	NO	NAME	IDEAL	BEST	DIFF
									PERFECT LAP	58.020		
1	95	MARSHALL	34.662	91	HIRST	23.358	1	95	MARSHALL	58.310	58.310	0.000
2	131	MELLOR	34.783	20	MUIR	23.569	2	131	MELLOR	58.597	58.691	0.094
3	60	DOCHERTY	34.991	95	MARSHALL	23.648	3	91	HIRST	58.609	58.838	0.229
4	20	MUIR	35.107	19	O'MARA	23.669	4	20	MUIR	58.676	58.676	0.000
5	19	O'MARA	35.184	60	DOCHERTY	23.782	5	60	DOCHERTY	58.773	59.413	0.640
6	91	HIRST	35.251	131	MELLOR	23.814	6	19	O'MARA	58.853	58.853	0.000
7	31	PARK	35.678	31	PARK	24.026	7	31	PARK	59.704	59.704	0.000
8	311	WARD	35.948	191	DANCE	24.138	8	311	WARD	1:00.235	1:00.626	0.391
9	35	WESTON	36.025	35	WESTON	24.264	9	35	WESTON	1:00.289	1:00.513	0.224
10	191	DANCE	36.216	118	HALL	24.275	10	191	DANCE	1:00.354	1:01.209	0.855
11	18	HIGGINS	36.316	311	WARD	24.287	11	118	HALL	1:00.722	1:01.152	0.430
12	72	MUNSON	36.333	0	CLEAVER	24.375	12	18	HIGGINS	1:00.859	1:00.975	0.116
13	58	WOOD	36.404	18	HIGGINS	24.543	13	777	HARDY	1:01.125	59.273	-1.851
14	118	HALL	36.447	777	HARDY	24.576	14	72	MUNSON	1:01.210	1:01.210	0.000
15	777	HARDY	36.549	72	MUNSON	24.877	15	125	JOLLIFFE	1:01.770	1:01.770	0.000
16	125	JOLLIFFE	36.781	125	JOLLIFFE	24.989	16	0	CLEAVER	1:01.831	1:01.831	0.000
17	0	CLEAVER	37.456	66	SMITH	25.273	17	58	WOOD	1:01.970		
18	277	HAYWARD	37.548	73	HANNAFORD	25.307	18	66	SMITH	1:02.838	1:02.838	0.000
19	62	BETTRIDGE	37.561	277	HAYWARD	25.318	19	277	HAYWARD	1:02.866	1:02.965	0.099
20	66	SMITH	37.565	62	BETTRIDGE	25.372	20	62	BETTRIDGE	1:02.933	1:02.933	0.000
21	99	ATKINSON	38.337	99	ATKINSON	25.544	21	99	ATKINSON	1:03.881	1:04.563	0.682
22	141	GUILLERY	38.543	58	WOOD	25.566	22	73	HANNAFORD	1:03.922	1:04.214	0.292
23	73	HANNAFORD	38.615	141	GUILLERY	25.638	23	141	GUILLERY	1:04.181	1:04.213	0.032
24	48	SABBARTON	38.652	48	SABBARTON	25.668	24	48	SABBARTON	1:04.320	1:04.361	0.041
25	50	YELDHAM	38.693	400	THURTLE	25.726	25	400	THURTLE	1:04.634	1:04.634	0.000
26	77	WHITE	38.892	77	WHITE	25.901	26	77	WHITE	1:04.793	1:04.793	0.000
27	400	THURTLE	38.908	70	WHITE	25.981	27	50	YELDHAM	1:04.911	1:05.056	0.145
28	70	WHITE	39.011	50	YELDHAM	26.218	28	70	WHITE	1:04.992	1:05.216	0.224
29	33	KLINGE	39.431	33	KLINGE	26.293	29	33	KLINGE	1:05.724	1:05.865	0.141
30	87	ATKINSON	41.142	87	ATKINSON	26.926	30	87	ATKINSON	1:08.068	1:08.206	0.138
31												

BMCRC - MRO Championships 2022 - Rnd 9 @ Brands Hatch Indy

ACU Team Green Junior Cup & Senior 300

RACE 4 - STATISTICS

Competitors Started	31
Planned Start	2022-10-02 @ 11:20:00.000
Actual Start	2022-10-02 @ 11:15:48.154
Finish Time	2022-10-02 @ 11:27:59.205
Track Length	1.2079mi.
Total Laps	311
Total Distance Covered	375.6710mi.

Session Fastest Lap History

NO	CL	NAME	LAP TIME	TIME OF DAY	LAP	VEHICLE
60	J	Lennon DOCHERTY	1:01.508	11:17:57.317	2	Kawasaki NINJA 400
31	J	Robbie PARK	1:01.214	11:17:57.438	2	Kawasaki NINJA
91	J	Sam HIRST	1:00.990	11:17:59.602	2	Kawasaki NINJA
60	J	Lennon DOCHERTY	1:00.758	11:18:58.079	3	Kawasaki NINJA 400
19	J	James O'MARA	1:00.515	11:18:58.207	3	Kawasaki NINJA 400
60	J	Lennon DOCHERTY	1:00.075	11:19:58.149	4	Kawasaki NINJA 400
19	J	James O'MARA	59.954	11:19:58.150	4	Kawasaki NINJA 400
777	J	Maximus HARDY	59.637	11:20:59.799	5	Kawasaki NINJA 400
777	J	Maximus HARDY	59.610	11:21:59.409	6	Kawasaki NINJA 400
20	J	Jack MUIR	59.072	11:22:01.872	6	Kawasaki NINJA 400
91	J	Sam HIRST	58.838	11:23:01.491	7	Kawasaki NINJA
131	J	Dylan MELLOR	58.732	11:25:02.179	9	Kawasaki NINJA 300
20	J	Jack MUIR	58.676	11:27:00.538	11	Kawasaki NINJA 400
95	J	Greg MARSHALL	58.310	11:27:00.896	11	Kawasaki NINJA 300

Session Leader History

NO	CL	NAME	FROM LAP	LAPS LED	DISTANCE	VEHICLE
19	J	James O'MARA	1	1	1.20 miles	Kawasaki NINJA 400
60	J	Lennon DOCHERTY	2	3	3.62 miles	Kawasaki NINJA 400
19	J	James O'MARA	5	1	1.20 miles	Kawasaki NINJA 400
31	J	Robbie PARK	6	1	1.20 miles	Kawasaki NINJA
19	J	James O'MARA	7	2	2.41 miles	Kawasaki NINJA 400
60	J	Lennon DOCHERTY	9	4	4.83 miles	Kawasaki NINJA 400

Flag History

TYPE	TIME OF DAY
GREEN	11:15:48.154
FINISH	11:27:59.205

Flag Statistics

TYPE	COUNT	TOTAL LAPS	TOTAL TIME
Green	1	12	13:37.311
Red	0	0	0.000
Safety Car	0	0	0.000
FCY	0	0	0.000

BMCRC - MRO Championships 2022 - Rnd 9 @ Brands Hatch Indy

ACU Team Green Junior Cup & Senior 300

RACE 4 - STATISTICS

CLASS : J

22 Starters

Fastest Lap History

NO	NAME	LAP TIME	TIME OF DAY	LAP	VEHICLE
60	Lennon DOCHERTY	1:01.508	11:17:57.317	2	Kawasaki NINJA 400
31	Robbie PARK	1:01.214	11:17:57.438	2	Kawasaki NINJA
91	Sam HIRST	1:00.990	11:17:59.602	2	Kawasaki NINJA
60	Lennon DOCHERTY	1:00.758	11:18:58.079	3	Kawasaki NINJA 400
19	James O'MARA	1:00.515	11:18:58.207	3	Kawasaki NINJA 400
60	Lennon DOCHERTY	1:00.075	11:19:58.149	4	Kawasaki NINJA 400
19	James O'MARA	59.954	11:19:58.150	4	Kawasaki NINJA 400
777	Maximus HARDY	59.637	11:20:59.799	5	Kawasaki NINJA 400
777	Maximus HARDY	59.610	11:21:59.409	6	Kawasaki NINJA 400
20	Jack MUIR	59.072	11:22:01.872	6	Kawasaki NINJA 400
91	Sam HIRST	58.838	11:23:01.491	7	Kawasaki NINJA
131	Dylan MELLOR	58.732	11:25:02.179	9	Kawasaki NINJA 300
20	Jack MUIR	58.676	11:27:00.538	11	Kawasaki NINJA 400
95	Greg MARSHALL	58.310	11:27:00.896	11	Kawasaki NINJA 300

Leader History

NO	NAME	FROM LAP	LAPS LED	DISTANCE	VEHICLE
19	James O'MARA	1	1	1.20 miles	Kawasaki NINJA 400
60	Lennon DOCHERTY	2	3	3.62 miles	Kawasaki NINJA 400
19	James O'MARA	5	1	1.20 miles	Kawasaki NINJA 400
31	Robbie PARK	6	1	1.20 miles	Kawasaki NINJA
19	James O'MARA	7	2	2.41 miles	Kawasaki NINJA 400
60	Lennon DOCHERTY	9	4	4.83 miles	Kawasaki NINJA 400

BMCRC - MRO Championships 2022 - Rnd 9 @ Brands Hatch Indy

ACU Team Green Junior Cup & Senior 300

RACE 4 - STATISTICS

CLASS : S

9 Starters

Fastest Lap History

NO	NAME	LAP TIME	TIME OF DAY	LAP	VEHICLE
66	Mark SMITH	1:05.603	11:18:07.510	2	Kawasaki NINJA 300
0	Elizabeth CLEAVER	1:05.199	11:18:07.861	2	Kawasaki NINJA 400
66	Mark SMITH	1:04.129	11:19:11.676	3	Kawasaki NINJA 300
0	Elizabeth CLEAVER	1:03.842	11:19:11.653	3	Kawasaki NINJA 400
0	Elizabeth CLEAVER	1:03.523	11:20:15.258	4	Kawasaki NINJA 400
0	Elizabeth CLEAVER	1:03.091	11:21:18.349	5	Kawasaki NINJA 400
0	Elizabeth CLEAVER	1:02.901	11:23:24.649	7	Kawasaki NINJA 400
0	Elizabeth CLEAVER	1:02.409	11:24:27.058	8	Kawasaki NINJA 400
0	Elizabeth CLEAVER	1:01.831	11:26:32.167	10	Kawasaki NINJA 400

Leader History

NO	NAME	FROM LAP	LAPS LED	DISTANCE	VEHICLE
66	Mark SMITH	1	3	3.62 miles	Kawasaki NINJA 300
0	Elizabeth CLEAVER	4	8	9.66 miles	Kawasaki NINJA 400

BMCRC - MRO Championships 2022 - Rnd 9 @ Brands Hatch Indy



ACU Team Green Junior Cup & Senior 300

RACE 14 - GRID (12 Laps)

Kawasaki

ROW 12	36		35		34	4 Nigel FRANKLIN		
ROW 11		33	54 Ben SCOTT	32	135 Jack NEWTON	31	87 Sam ATKINSON 1:08.206	
ROW 10		30	33 Patrick KLINGE 1:05.865	29	70 Justin WHITE 1:05.216	28	50 Jay YELDHAM 1:05.056	
ROW 9			27	77 Joe WHITE 1:04.793	26	400 Stuart THURTLÉ 1:04.634	25	99 Daniel ATKINSON 1:04.563
ROW 8		24	48 Kevin SABBARTON 1:04.361	23	58 Matthew WOOD	22	73 Jemma HANNAFORD 1:04.214	
ROW 7			21	141 Noah GUILLERY 1:04.213	20	277 Richard HAYWARD 1:02.965	19	62 Nicholas BETTRIDGE 1:02.933
ROW 6		18	66 Mark SMITH 1:02.838	17	0 Elizabeth CLEAVER 1:01.831	16	125 Ben JOLLIFFE 1:01.770	
ROW 5			15	72 Samuel MUNSON 1:01.210	14	191 Craig DANCE 1:01.209	13	118 Max HALL 1:01.152
ROW 4		12	18 George HIGGINS 1:00.975	11	311 Nathan-Ellis WARD 1:00.626	10	35 Zack WESTON 1:00.513	
ROW 3			9	27 Felix DORLING	8	31 Robbie PARK 59.704	7	60 Lennon DOCHERTY 59.413
ROW 2		6	777 Maximus HARDY 59.273	5	19 James O'MARA 58.853	4	91 Sam HIRST 58.838	
ROW 1			3	131 Dylan MELLOR 58.691	2	20 Jack MUIR 58.676	1	95 Greg MARSHALL 58.310 Pole

Brands Hatch Indy: 1.2079 miles

These results are provisional until the conclusion of any judicial and technical matters.

Clerk Of Course :	Stewards :	Timekeeper : <i>Craig Smith</i>
-------------------	------------	------------------------------------

Results can be found at www.tsl-timing.com

Printed - 11:35 Sunday, 02 October 2022



BMCRC - MRO Championships 2022 - Rnd 9 @ Brands Hatch Indy



ACU Team Green Junior Cup & Senior 300

RACE 14 - CLASSIFICATION

Kawasaki

POS	NO	CL	PIC NAME	ENTRY	LAPS	TIME	GAP	DIFF	MPH	BEST	ON
1	60	J	1 Lennon DOCHERTY	Kawasaki NINJA 400 - Doc Fit Training	12	11:07.534			78.17	54.648	12
2	35	J	2 Zack WESTON	Kawasaki NINJA 400 - NW Racing	12	11:07.631	0.097	0.097	78.16	54.463	4
3	19	J	3 James O'MARA	Kawasaki NINJA 400 - BRP Machining Ltd	12	11:07.641	0.107	0.010	78.16	54.634	4
4	95	J	4 Greg MARSHALL	Kawasaki NINJA 300 - Mum & Dad; HEL Performanc	12	11:10.161	2.627	2.520	77.86	54.812	4
5	91	J	5 Sam HIRST	Kawasaki NINJA - Valley Racing	12	11:10.205	2.671	0.044	77.86	54.717	12
6	131	J	6 Dylan MELLOR	Kawasaki NINJA 300 - BDS Motorcycles	12	11:10.212	2.678	0.007	77.86	54.889	4
7	777	J	7 Maximus HARDY	Kawasaki NINJA 400 - DAD	12	11:10.782	3.248	0.570	77.79	54.830	6
8	27	J	8 Felix DORLING	Kawasaki NINJA 400 - Kernow Controls	12	11:13.096	5.562	2.314	77.52	55.297	11
9	125	J	9 Ben JOLLIFFE	Kawasaki NINJA 400 -	12	11:13.179	5.645	0.083	77.51	55.095	7
10	311	J	10 Nathan-Ellis WARD	Kawasaki NINJA 300 - Zipped up racing	12	11:13.270	5.736	0.091	77.50	54.866	4
11	72	J	11 Samuel MUNSON	Kawazaki NINJA 400 -	12	11:20.119	12.585	6.849	76.72	55.605	7
12	31	J	12 Robbie PARK	Kawasaki NINJA - Mom	12	11:20.266	12.732	0.147	76.70	55.640	6
13	191	J	13 Craig DANCE	Kawasaki NINJA 300 - 2 brothers scaffolding	12	11:20.728	13.194	0.462	76.65	55.612	7
14	20	J	14 Jack MUIR	Kawasaki NINJA 400 -	12	11:24.313	16.779	3.585	76.25	56.016	6
15	118	J	15 Max HALL	Kawasaki NINJA 300 - Racecraft rider development	12	11:24.456	16.922	0.143	76.24	55.997	11
16	18	J	16 George HIGGINS	Kawasaki NINJA 400 - Aztec Racing	12	11:41.321	33.787	16.865	74.40	56.963	7
17	77	J	17 Joe WHITE	Kawasaki NINJA 400 - Just In Graphics /MZ CONTR	12	11:49.242	41.708	7.921	73.57	57.761	5
18	141	J	18 Noah GUILLERY	Kawasaki NINJA 300 - MDM-R	12	11:49.702	42.168	0.460	73.52	57.698	6
19	58	J	19 Matthew WOOD	Kawasaki NINJA 300 - Pull the Pin Racing	12	11:54.107	46.573	4.405	73.07	57.939	8
20	277	S	1 Richard HAYWARD	Kawasaki NINJA 300 - Hazel Motors/ Gforce	12	11:54.301	46.767	0.194	73.05	58.049	7
21	62	S	2 Nicholas BETTRIDGE	Kawasaki NINJA - Weald builders	12	11:54.346	46.812	0.045	73.05	58.161	12
22	0	S	3 Elizabeth CLEAVER	Kawasaki NINJA 400 -	12	11:55.058	47.524	0.712	72.97	58.283	7
23	66	S	4 Mark SMITH	Kawasaki NINJA 300 - IMP RACING	12	11:55.437	47.903	0.379	72.93	58.270	9
24	70	S	5 Justin WHITE	Kawasaki NINJA 400 - Just In Graphics	12	11:56.145	48.611	0.708	72.86	58.082	9
25	400	S	6 Stuart THURTL	Kawasaki NINJA 400 - TeamTortoise Racing	12	12:03.591	56.057	7.446	72.11	59.100	3
26	50	J	20 Jay YELDHAM	Kawasaki NINJA 400 - WKD Installations	11	11:24.887	1 Lap	1 Lap	69.84	1:00.830	10
27	99	S	7 Daniel ATKINSON	Kawasaki NINJA 300 - Major heat	11	11:36.151	1 Lap	11.264	68.71	1:01.130	10
28	73	S	8 Jemma HANNAFORD	Kawasaki NINJA 300 -	11	11:41.616	1 Lap	5.465	68.17	1:02.046	11
29	33	J	21 Patrick KLINGE	Kawasaki NINJA 300 -	11	11:51.905	1 Lap	10.289	67.19	1:03.130	7
30	87	J	22 Sam ATKINSON	Kawasaki NINJA 300 - Major Heat	11	11:57.658	1 Lap	5.753	66.65	1:03.508	9

FASTEST LAP

35	J	Zack WESTON	Kawasaki NINJA 400 - NW Racing	4	54.463	79.84 mph	128.49 kph
277	S	Richard HAYWARD	Kawasaki NINJA 300 - Hazel Motors/ Gforce	7	58.049	74.91 mph	120.56 kph

Class J - 92.5% of Race Speed = 72.30 mph
 Class S - 92.5% of Race Speed = 67.57 mph

Weather / Track : Sunny / Dry

These results are provisional until the conclusion of any judicial and technical matters.

Race Distance: 12 Laps / 14.49 miles

Brands Hatch Indy: 1.2079 miles

Date: 02/10/2022 Start: 14:44 Finish: 14:55

Clerk Of Course :	Stewards :	Timekeeper : <i>Craig Smith</i>
-------------------	------------	------------------------------------

Results can be found at www.tsl-timing.com

Printed - 14:57 Sunday, 02 October 2022



BMCRC - MRO Championships 2022 - Rnd 9 @ Brands Hatch Indy

ACU Team Green Junior Cup & Senior 300

RACE 14 - LAP CHART

LAP 1 @ 14:45:20.767			LAP 3 @ 14:47:11.921			LAP 5 @ 14:49:02.285			LAP 7 @ 14:50:52.403			LAP 9 @ 14:52:42.983		
NO	BEHIND	LAP TIME	NO	BEHIND	LAP TIME	NO	BEHIND	LAP TIME	NO	BEHIND	LAP TIME	NO	BEHIND	LAP TIME
95		1:00.770	60		55.117	60		55.393	35		55.120	60		54.928
131	0.082	1:00.852	19	0.420	55.332	35	0.136	55.242	60	0.137	55.166	35	0.083	55.053
60	0.395	1:01.165	35	0.795	55.415	19	0.225	55.535	19	0.741	55.632	19	0.190	55.071
19	0.511	1:01.281	131	0.881	55.535	19	0.411	55.005	131	1.021	55.782	131	1.239	55.205
777	0.855	1:01.625	777	1.094	55.377	131	1.016	55.136	95	1.405	55.438	95	1.365	54.898
35	0.858	1:01.628	95	1.432	56.441	311	1.278	55.165	33	1 Lap	1:03.562	777	1.503	54.842
91	0.891	1:01.661	311	1.611	56.025	777	1.521	55.555	777	1.649	55.416	91	2.544	54.989
311	1.258	1:02.028	91	1.635	55.683	91	2.260	55.391	91	2.826	55.599	311	3.058	55.137
125	1.590	1:02.360	125	2.000	55.634	125	2.680	55.463	311	2.928	55.794	27	4.021	55.524
31	2.272	1:03.042	27	2.239	55.339	27	2.780	55.584	125	3.375	55.095	125	4.401	56.088
20	2.365	1:03.135	31	3.500	55.853	31	5.274	56.076	27	3.562	55.320	99	1 Lap	1:04.671
27	2.449	1:03.219	191	4.387	56.475	191	6.685	56.265	87	1 Lap	1:04.387	31	8.279	56.001
191	2.534	1:03.304	20	4.650	56.630	72	6.772	55.907	31	6.821	56.025	72	9.429	55.839
118	3.063	1:03.833	118	4.841	56.386	18	13.872	57.707	72	8.068	55.605	191	9.655	55.955
72	3.222	1:03.992	72	4.938	56.200	77	19.192	57.761	191	8.158	55.612	20	11.942	56.306
18	4.611	1:05.381	18	8.950	57.684	141	19.520	58.249	20	9.521	56.085	73	1 Lap	1:02.774
66	4.913	1:05.683	66	12.026	59.364	66	20.551	59.363	118	9.692	56.173	118	12.109	56.263
62	5.199	1:05.969	62	12.118	59.356	0	20.600	59.077	18	17.771	56.963	33	1 Lap	1:03.700
0	5.366	1:06.136	141	12.205	58.842	62	20.625	59.101	77	24.981	58.025	18	22.876	58.524
141	6.157	1:06.927	77	12.209	58.518	277	21.224	58.570	141	25.189	58.089	87	1 Lap	1:04.439
77	6.820	1:07.590	0	12.425	59.480	70	21.424	59.447	0	27.642	58.283	77	31.065	58.265
58	6.912	1:07.682	70	13.762	58.796	58	21.715	59.239	62	27.744	58.684	141	31.196	58.152
277	7.122	1:07.892	58	14.132	59.250	400	23.320	59.647	277	28.485	58.049	0	34.661	58.844
70	7.156	1:07.926	277	14.350	59.023	50	34.174	1:01.293	66	29.296	59.046	58	35.240	58.525
400	7.417	1:08.187	400	14.733	59.100	99	40.866	1:02.014	58	29.356	58.592	62	35.325	58.964
50	10.709	1:11.479	50	22.051	1:01.019	73	43.967	1:02.167	70	29.695	58.996	277	35.658	58.975
73	11.929	1:12.699	99	27.043	1:02.752	33	48.099	1:03.891	400	32.401	59.735	66	35.759	58.270
99	12.580	1:13.350	73	29.204	1:05.493	87	50.845	1:04.000	50	46.760	1:00.945	70	36.011	58.082
33	13.490	1:14.260	33	30.342	1:03.895				99	53.482	1:01.324	400	41.266	59.820
87	13.957	1:14.727	87	32.263	1:04.776									

LAP 2 @ 14:46:16.804			LAP 4 @ 14:48:06.892			LAP 6 @ 14:49:57.283			LAP 8 @ 14:51:48.013			LAP 10 @ 14:53:38.069		
NO	BEHIND	LAP TIME	NO	BEHIND	LAP TIME	NO	BEHIND	LAP TIME	NO	BEHIND	LAP TIME	NO	BEHIND	LAP TIME
60		55.642	60		54.971	35		54.862	35		55.610	60		55.086
95	0.108	56.145	19	0.083	54.634	60	0.091	55.089	60	0.042	55.515	19	0.084	54.980
19	0.205	55.731	35	0.287	54.463	19	0.229	55.002	19	0.089	54.958	35	0.189	55.192
131	0.463	56.418	131	0.799	54.889	131	0.359	54.946	131	1.004	55.593	95	1.653	55.374
35	0.497	55.676	95	1.273	54.812	95	1.087	55.069	95	1.437	55.642	131	1.780	55.627
311	0.703	55.482	777	1.359	55.236	777	1.353	54.830	777	1.631	55.592	777	2.287	55.870
777	0.834	56.016	311	1.506	54.866	311	2.254	55.974	91	2.525	55.309	91	2.600	55.142
91	1.069	56.215	91	2.262	55.598	91	2.347	55.085	311	2.891	55.573	311	3.322	55.350
125	1.483	55.930	27	2.589	55.321	27	3.362	55.580	125	3.283	55.518	27	4.254	55.319
27	2.017	55.605	125	2.610	55.581	125	3.400	55.718	27	3.467	55.515	50	1 Lap	1:01.978
31	2.764	56.529	31	4.591	56.062	31	5.916	55.640	73	1 Lap	1:03.805	125	4.481	55.166
191	3.029	56.532	191	5.813	56.397	72	7.583	55.809	31	7.248	56.037	31	9.991	56.798
20	3.137	56.809	72	6.258	56.291	191	7.666	55.979	72	8.560	56.102	72	10.193	55.850
118	3.572	56.546	20	6.414	56.735	20	8.556	56.016	191	8.670	56.122	191	10.672	56.103
72	3.855	56.670	118	6.709	56.839	118	8.639	56.016	33	1 Lap	1:03.130	20	13.359	56.503
18	6.383	57.809	18	11.558	57.579	18	15.928	57.054	20	10.606	56.695	118	13.637	56.614
66	7.779	58.903	66	16.581	59.526	77	22.076	57.882	118	10.816	56.734	99	1 Lap	1:03.267
62	7.879	58.717	141	16.664	59.430	141	22.220	57.698	87	1 Lap	1:04.249	73	1 Lap	1:02.417
0	8.062	58.733	77	16.824	59.586	62	24.180	58.553	18	19.322	57.161	18	25.584	57.794
141	8.480	58.360	0	16.916	59.462	0	24.479	58.877	77	27.770	58.399	33	1 Lap	1:03.940
77	8.808	58.025	62	16.917	59.770	66	25.370	59.817	141	28.014	58.435	87	1 Lap	1:03.508
58	9.999	59.124	70	17.370	58.579	277	25.556	59.330	0	30.787	58.755	77	34.001	58.022
70	10.083	58.964	58	17.869	58.708	70	25.819	59.393	62	31.331	59.197	141	34.650	58.540
277	10.444	59.359	277	18.047	58.668	58	25.884	59.167	277	31.653	58.778	0	38.686	59.111
400	10.750	59.370	400	19.066	59.304	400	27.786	59.464	58	31.685	57.939	58	38.906	58.752
50	16.149	1:01.477	50	28.274	1:01.194	50	40.935	1:01.759	66	32.459	58.773	62	39.132	58.893
73	18.828	1:02.936	99	34.245	1:02.173	99	47.278	1:01.410	70	32.899	58.814	277	39.556	58.984
99	19.408	1:02.865	73	37.193	1:02.960	73	51.213	1:02.244	400	36.416	59.625	66	39.593	58.920
33	21.564	1:04.111	33	39.601	1:04.230				50	52.391	1:01.241	70	39.698	58.773
87	22.604	1:04.684										400	45.922	59.742

Weather / Track : Sunny / Dry

Brands Hatch Indy: 1.2079 miles
Date: 02/10/2022 Start: 14:44 Finish: 14:55

BMCRC - MRO Championships 2022 - Rnd 9 @ Brands Hatch Indy

ACU Team Green Junior Cup & Senior 300

RACE 14 - LAP CHART

LAP 11 @ 14:54:32.883

NO	BEHIND	LAP TIME
60		54.814
19	0.093	54.823
35	0.134	54.759
95	1.842	55.003
131	1.924	54.958
91	2.602	54.816
777	2.611	55.138
311	4.151	55.643
27	4.737	55.297
125	4.870	55.203
50	1 Lap	1:00.830
72	11.151	55.772
31	11.376	56.199
191	11.559	55.701
20	14.712	56.167
118	14.820	55.997
99	1 Lap	1:01.130
73	1 Lap	1:02.075
18	28.395	57.625
33	1 Lap	1:03.135
77	37.764	58.577
141	37.983	58.147
87	1 Lap	1:03.860
58	42.581	58.489
0	42.674	58.802
277	43.177	58.435
62	43.299	58.981
66	43.424	58.645
70	43.841	58.957
400	50.824	59.716

LAP 12 @ 14:55:27.531

NO	BEHIND	LAP TIME
60		54.648
35	0.097	54.611
19	0.107	54.662
95	2.627	55.433
91	2.671	54.717
131	2.678	55.402
777	3.248	55.284
27	5.562	55.473
125	5.645	55.423
311	5.736	56.233
72	12.585	56.082
31	12.732	56.004
191	13.194	56.283
20	16.779	56.715
118	16.922	56.750
50	1 Lap	1:01.672
99	1 Lap	1:01.195
18	33.787	1:00.040
73	1 Lap	1:02.046
77	41.708	58.592
141	42.168	58.833
33	1 Lap	1:04.051
58	46.573	58.640
277	46.767	58.238
62	46.812	58.161
0	47.524	59.498
66	47.903	59.127
70	48.611	59.418
87	1 Lap	1:04.082
400	56.057	59.881

Weather / Track : Sunny / Dry

Brands Hatch Indy: 1.2079 miles
Date: 02/10/2022 Start: 14:44 Finish: 14:55

BMCRC - MRO Championships 2022 - Rnd 9 @ Brands Hatch Indy

ACU Team Green Junior Cup & Senior 300

RACE 14 - SECTOR ANALYSIS



SECTOR 1 = FL to I1, SECTOR 2 = I1 to FL, DIFF = Difference To Personal Best Lap, P = Crossed Finish Line in Pit Lane, D = Time Disallowed

P1 60 J		Lennon DOCHERTY		Kawasaki NINJA 400 - Doc Fit Training		
IDEAL LAP TIME : 54.644		BEST LAP TIME : 54.648		DIFFERENCE : 0.004		
LAP	SECTOR 1	SECTOR 2	LAP TIME	MPH	DIFF	TIME OF DAY
1 -		22.524	1:01.165	71.09	6.517	14:45:21.162
2 -	32.936	22.706	55.642	78.15	0.994	14:46:16.804
3 -	32.648	22.469	55.117	78.89	0.469	14:47:11.921
4 -	32.636	22.335	54.971	79.10	0.323	14:48:06.892
5 -	32.858	22.535	55.393	78.50	0.745	14:49:02.285
6 -	32.388	22.701	55.089	78.93	0.441	14:49:57.374
7 -	32.840	22.326	55.166	78.82	0.518	14:50:52.540
8 -	32.839	22.676	55.515	78.33	0.867	14:51:48.055
9 -	32.568	22.360	54.928 (3)	79.16	0.280	14:52:42.983
10 -	32.769	22.317	55.086	78.94	0.438	14:53:38.069
11 -	32.557	22.257	54.814 (2)	79.33	0.166	14:54:32.883
12 -	32.387	22.261	54.648 (1)	79.57		14:55:27.531

P2 35 J		Zack WESTON		Kawasaki NINJA 400 - NW Racing		
IDEAL LAP TIME : 54.434		BEST LAP TIME : 54.463		DIFFERENCE : 0.029		
LAP	SECTOR 1	SECTOR 2	LAP TIME	MPH	DIFF	TIME OF DAY
1 -		22.269	1:01.628	70.56	7.165	14:45:21.625
2 -	32.997	22.679	55.676	78.10	1.213	14:46:17.301
3 -	33.100	22.315	55.415	78.47	0.952	14:47:12.716
4 -	32.275	22.188	54.463 (1)	79.84		14:48:07.179
5 -	32.844	22.398	55.242	78.71	0.779	14:49:02.421
6 -	32.357	22.505	54.862	79.26	0.399	14:49:57.283
7 -	32.575	22.545	55.120	78.89	0.657	14:50:52.403
8 -	33.028	22.582	55.610	78.19	1.147	14:51:48.013
9 -	32.844	22.209	55.053	78.98	0.590	14:52:43.066
10 -	33.033	22.159	55.192	78.79	0.729	14:53:38.258
11 -	32.551	22.208	54.759 (3)	79.41	0.296	14:54:33.017
12 -	32.345	22.266	54.611 (2)	79.62	0.148	14:55:27.628

P3 19 J		James O'MARA		Kawasaki NINJA 400 - BRP Machining Ltd		
IDEAL LAP TIME : 54.456		BEST LAP TIME : 54.634		DIFFERENCE : 0.178		
LAP	SECTOR 1	SECTOR 2	LAP TIME	MPH	DIFF	TIME OF DAY
1 -		22.749	1:01.281	70.96	6.647	14:45:21.278
2 -	33.131	22.600	55.731	78.02	1.097	14:46:17.009
3 -	33.014	22.318	55.332	78.59	0.698	14:47:12.341
4 -	32.523	22.111	54.634 (1)	79.59		14:48:06.975
5 -	32.902	22.633	55.535	78.30	0.901	14:49:02.510
6 -	32.483	22.519	55.002	79.06	0.368	14:49:57.512
7 -	33.352	22.280	55.632	78.16	0.998	14:50:53.144
8 -	32.427	22.531	54.958	79.12	0.324	14:51:48.102
9 -	33.042	22.029	55.071	78.96	0.437	14:52:43.173
10 -	32.748	22.232	54.980	79.09	0.346	14:53:38.153
11 -	32.560	22.263	54.823 (3)	79.32	0.189	14:54:32.976
12 -	32.532	22.130	54.662 (2)	79.55	0.028	14:55:27.638

BMCRC - MRO Championships 2022 - Rnd 9 @ Brands Hatch Indy

ACU Team Green Junior Cup & Senior 300

RACE 14 - SECTOR ANALYSIS



SECTOR 1 = FL to I1, SECTOR 2 = I1 to FL, DIFF = Difference To Personal Best Lap, P = Crossed Finish Line in Pit Lane, D = Time Disallowed

P4 95 J		Greg MARSHALL		Kawasaki NINJA 300 - Mum & Dad; HEL Performance			
IDEAL LAP TIME : 54.773		BEST LAP TIME : 54.812		DIFFERENCE : 0.039			
LAP	SECTOR 1	SECTOR 2	LAP TIME	MPH	DIFF	TIME OF DAY	
1 -		22.630	1:00.770	71.55	5.958	14:45:20.767	
2 -	33.393	22.752	56.145	77.45	1.333	14:46:16.912	
3 -	34.046	22.395	56.441	77.04	1.629	14:47:13.353	
4 -	32.584	22.228	54.812 (1)	79.33		14:48:08.165	
5 -	32.782	22.354	55.136	78.87	0.324	14:49:03.301	
6 -	32.715	22.354	55.069	78.96	0.257	14:49:58.370	
7 -	32.874	22.564	55.438	78.44	0.626	14:50:53.808	
8 -	32.672	22.970	55.642	78.15	0.830	14:51:49.450	
9 -	32.709	22.189	54.898 (2)	79.21	0.086	14:52:44.348	
10 -	33.182	22.192	55.374	78.53	0.562	14:53:39.722	
11 -	32.684	22.319	55.003 (3)	79.06	0.191	14:54:34.725	
12 -	32.914	22.519	55.433	78.44	0.621	14:55:30.158	

P5 91 J		Sam HIRST		Kawasaki NINJA - Valley Racing			
IDEAL LAP TIME : 54.621		BEST LAP TIME : 54.717		DIFFERENCE : 0.096			
LAP	SECTOR 1	SECTOR 2	LAP TIME	MPH	DIFF	TIME OF DAY	
1 -		22.462	1:01.661	70.52	6.944	14:45:21.658	
2 -	33.716	22.499	56.215	77.35	1.498	14:46:17.873	
3 -	33.367	22.316	55.683	78.09	0.966	14:47:13.556	
4 -	33.268	22.330	55.598	78.21	0.881	14:48:09.154	
5 -	33.034	22.357	55.391	78.50	0.674	14:49:04.545	
6 -	32.821	22.264	55.085	78.94	0.368	14:49:59.630	
7 -	33.070	22.529	55.599	78.21	0.882	14:50:55.229	
8 -	32.938	22.371	55.309	78.62	0.592	14:51:50.538	
9 -	32.884	22.105	54.989 (3)	79.08	0.272	14:52:45.527	
10 -	32.688	22.454	55.142	78.86	0.425	14:53:40.669	
11 -	32.774	22.042	54.816 (2)	79.33	0.099	14:54:35.485	
12 -	32.579	22.138	54.717 (1)	79.47		14:55:30.202	

P6 131 J		Dylan MELLOR		Kawasaki NINJA 300 - BDS Motorcycles			
IDEAL LAP TIME : 54.693		BEST LAP TIME : 54.889		DIFFERENCE : 0.196			
LAP	SECTOR 1	SECTOR 2	LAP TIME	MPH	DIFF	TIME OF DAY	
1 -		22.677	1:00.852	71.46	5.963	14:45:20.849	
2 -	33.701	22.717	56.418	77.07	1.529	14:46:17.267	
3 -	33.042	22.493	55.535	78.30	0.646	14:47:12.802	
4 -	32.357	22.532	54.889 (1)	79.22		14:48:07.691	
5 -	32.539	22.466	55.005	79.05	0.116	14:49:02.696	
6 -	32.417	22.529	54.946 (2)	79.14	0.057	14:49:57.642	
7 -	33.446	22.336	55.782	77.95	0.893	14:50:53.424	
8 -	32.496	23.097	55.593	78.22	0.704	14:51:49.017	
9 -	32.636	22.569	55.205	78.77	0.316	14:52:44.222	
10 -	33.131	22.496	55.627	78.17	0.738	14:53:39.849	
11 -	32.610	22.348	54.958 (3)	79.12	0.069	14:54:34.807	
12 -	32.820	22.582	55.402	78.49	0.513	14:55:30.209	

BMCRC - MRO Championships 2022 - Rnd 9 @ Brands Hatch Indy

ACU Team Green Junior Cup & Senior 300

RACE 14 - SECTOR ANALYSIS



SECTOR 1 = FL to I1, SECTOR 2 = I1 to FL, DIFF = Difference To Personal Best Lap, P = Crossed Finish Line in Pit Lane, D = Time Disallowed

P7 777 J		Maximus HARDY		Kawasaki NINJA 400 - DAD		
IDEAL LAP TIME :		BEST LAP TIME : 54.830		DIFFERENCE :		
LAP	SECTOR 1	SECTOR 2	LAP TIME	MPH	DIFF	TIME OF DAY
1 -			1:01.625	70.56	6.795	14:45:21.622
2 -			56.016	77.63	1.186	14:46:17.638
3 -			55.377	78.52	0.547	14:47:13.015
4 -			55.236	78.72	0.406	14:48:08.251
5 -			55.555	78.27	0.725	14:49:03.806
6 -			54.830 (1)	79.31		14:49:58.636
7 -			55.416	78.47	0.586	14:50:54.052
8 -			55.592	78.22	0.762	14:51:49.644
9 -			54.842 (2)	79.29	0.012	14:52:44.486
10 -			55.870	77.83	1.040	14:53:40.356
11 -			55.138 (3)	78.86	0.308	14:54:35.494
12 -			55.284	78.65	0.454	14:55:30.779

P8 27 J		Felix DORLING		Kawasaki NINJA 400 - Kernow Controls		
IDEAL LAP TIME : 54.939		BEST LAP TIME : 55.297		DIFFERENCE : 0.358		
LAP	SECTOR 1	SECTOR 2	LAP TIME	MPH	DIFF	TIME OF DAY
1 -		22.824	1:03.219	68.78	7.922	14:45:23.216
2 -	33.121	22.484	55.605	78.20	0.308	14:46:18.821
3 -	32.707	22.632	55.339	78.58	0.042	14:47:14.160
4 -	32.903	22.418	55.321	78.60	0.024	14:48:09.481
5 -	33.175	22.409	55.584	78.23	0.287	14:49:05.065
6 -	33.244	22.336	55.580	78.24	0.283	14:50:00.645
7 -	32.888	22.432	55.320 (3)	78.60	0.023	14:50:55.965
8 -	33.229	22.286	55.515	78.33	0.218	14:51:51.480
9 -	32.940	22.584	55.524	78.31	0.227	14:52:47.004
10 -	32.891	22.428	55.319 (2)	78.60	0.022	14:53:42.323
11 -	32.984	22.313	55.297 (1)	78.64		14:54:37.620
12 -	32.653	22.820	55.473	78.39	0.176	14:55:33.093

P9 125 J		Ben JOLLIFFE		Kawasaki NINJA 400 -		
IDEAL LAP TIME : 54.952		BEST LAP TIME : 55.095		DIFFERENCE : 0.143		
LAP	SECTOR 1	SECTOR 2	LAP TIME	MPH	DIFF	TIME OF DAY
1 -		22.437	1:02.360	69.73	7.265	14:45:22.357
2 -	33.141	22.789	55.930	77.75	0.835	14:46:18.287
3 -	33.065	22.569	55.634	78.16	0.539	14:47:13.921
4 -	33.233	22.348	55.581	78.23	0.486	14:48:09.502
5 -	33.118	22.345	55.463	78.40	0.368	14:49:04.965
6 -	33.427	22.291	55.718	78.04	0.623	14:50:00.683
7 -	32.737	22.358	55.095 (1)	78.92		14:50:55.778
8 -	32.982	22.536	55.518	78.32	0.423	14:51:51.296
9 -	33.283	22.805	56.088	77.53	0.993	14:52:47.384
10 -	32.792	22.374	55.166 (2)	78.82	0.071	14:53:42.550
11 -	32.807	22.396	55.203 (3)	78.77	0.108	14:54:37.753
12 -	32.661	22.762	55.423	78.46	0.328	14:55:33.176

BMCRC - MRO Championships 2022 - Rnd 9 @ Brands Hatch Indy

ACU Team Green Junior Cup & Senior 300

RACE 14 - SECTOR ANALYSIS



SECTOR 1 = FL to I1, SECTOR 2 = I1 to FL, DIFF = Difference To Personal Best Lap, P = Crossed Finish Line in Pit Lane, D = Time Disallowed

P10 311 J		Nathan-Ellis WARD		Kawasaki NINJA 300 - Zipped up racing		
IDEAL LAP TIME : 54.866		BEST LAP TIME : 54.866		DIFFERENCE : 0.000		
LAP	SECTOR 1	SECTOR 2	LAP TIME	MPH	DIFF	TIME OF DAY
1 -		22.460	1:02.028	70.10	7.162	14:45:22.025
2 -	33.100	22.382	55.482	78.37	0.616	14:46:17.507
3 -	33.529	22.496	56.025	77.61	1.159	14:47:13.532
4 -	32.724	22.142	54.866 (1)	79.25		14:48:08.398
5 -	32.847	22.318	55.165 (3)	78.82	0.299	14:49:03.563
6 -	33.264	22.710	55.974	77.68	1.108	14:49:59.537
7 -	33.046	22.748	55.794	77.94	0.928	14:50:55.331
8 -	33.063	22.510	55.573	78.25	0.707	14:51:50.904
9 -	32.743	22.394	55.137 (2)	78.86	0.271	14:52:46.041
10 -	32.856	22.494	55.350	78.56	0.484	14:53:41.391
11 -	32.978	22.665	55.643	78.15	0.777	14:54:37.034
12 -	33.209	23.024	56.233	77.33	1.367	14:55:33.267

P11 72 J		Samuel MUNSON		Kawazaki NINJA 400 -		
IDEAL LAP TIME : 55.354		BEST LAP TIME : 55.605		DIFFERENCE : 0.251		
LAP	SECTOR 1	SECTOR 2	LAP TIME	MPH	DIFF	TIME OF DAY
1 -		22.923	1:03.992	67.95	8.387	14:45:23.989
2 -	33.914	22.756	56.670	76.73	1.065	14:46:20.659
3 -	33.570	22.630	56.200	77.37	0.595	14:47:16.859
4 -	33.885	22.406	56.291	77.25	0.686	14:48:13.150
5 -	33.235	22.672	55.907	77.78	0.302	14:49:09.057
6 -	33.368	22.441	55.809 (3)	77.91	0.204	14:50:04.866
7 -	32.948	22.657	55.605 (1)	78.20		14:51:00.471
8 -	33.342	22.760	56.102	77.51	0.497	14:51:56.573
9 -	33.057	22.782	55.839	77.87	0.234	14:52:52.412
10 -	33.294	22.556	55.850	77.86	0.245	14:53:48.262
11 -	33.196	22.576	55.772 (2)	77.97	0.167	14:54:44.034
12 -	33.492	22.590	56.082	77.54	0.477	14:55:40.116

P12 31 J		Robbie PARK		Kawasaki NINJA - Mom		
IDEAL LAP TIME : 55.610		BEST LAP TIME : 55.640		DIFFERENCE : 0.030		
LAP	SECTOR 1	SECTOR 2	LAP TIME	MPH	DIFF	TIME OF DAY
1 -		22.926	1:03.042	68.97	7.402	14:45:23.039
2 -	33.832	22.697	56.529	76.92	0.889	14:46:19.568
3 -	33.167	22.686	55.853 (2)	77.85	0.213	14:47:15.421
4 -	33.309	22.753	56.062	77.56	0.422	14:48:11.483
5 -	33.387	22.689	56.076	77.54	0.436	14:49:07.559
6 -	33.045	22.595	55.640 (1)	78.15		14:50:03.199
7 -	33.334	22.691	56.025	77.61	0.385	14:50:59.224
8 -	33.116	22.921	56.037	77.60	0.397	14:51:55.261
9 -	33.436	22.565	56.001 (3)	77.65	0.361	14:52:51.262
10 -	33.758	23.040	56.798	76.56	1.158	14:53:48.060
11 -	33.356	22.843	56.199	77.37	0.559	14:54:44.259
12 -	33.215	22.789	56.004	77.64	0.364	14:55:40.263

BMCRC - MRO Championships 2022 - Rnd 9 @ Brands Hatch Indy

ACU Team Green Junior Cup & Senior 300

RACE 14 - SECTOR ANALYSIS



SECTOR 1 = FL to I1, SECTOR 2 = I1 to FL, DIFF = Difference To Personal Best Lap, P = Crossed Finish Line in Pit Lane, D = Time Disallowed

P13 191 J		Craig DANCE		Kawasaki NINJA 300 - 2 brothers scaffolding		
IDEAL LAP TIME : 55.612		BEST LAP TIME : 55.612		DIFFERENCE : 0.000		
LAP	SECTOR 1	SECTOR 2	LAP TIME	MPH	DIFF	TIME OF DAY
1 -		22.795	1:03.304	68.69	7.692	14:45:23.301
2 -	33.853	22.679	56.532	76.92	0.920	14:46:19.833
3 -	33.724	22.751	56.475	77.00	0.863	14:47:16.308
4 -	33.669	22.728	56.397	77.10	0.785	14:48:12.705
5 -	33.518	22.747	56.265	77.28	0.653	14:49:08.970
6 -	33.379	22.600	55.979	77.68	0.367	14:50:04.949
7 -	33.162	22.450	55.612 (1)	78.19		14:51:00.561
8 -	33.392	22.730	56.122	77.48	0.510	14:51:56.683
9 -	33.239	22.716	55.955 (3)	77.71	0.343	14:52:52.638
10 -	33.644	22.459	56.103	77.51	0.491	14:53:48.741
11 -	33.204	22.497	55.701 (2)	78.07	0.089	14:54:44.442
12 -	33.618	22.665	56.283	77.26	0.671	14:55:40.725

P14 20 J		Jack MUIR		Kawasaki NINJA 400 -		
IDEAL LAP TIME : 55.953		BEST LAP TIME : 56.016		DIFFERENCE : 0.063		
LAP	SECTOR 1	SECTOR 2	LAP TIME	MPH	DIFF	TIME OF DAY
1 -		22.815	1:03.135	68.87	7.119	14:45:23.132
2 -	33.938	22.871	56.809	76.54	0.793	14:46:19.941
3 -	33.959	22.671	56.630	76.78	0.614	14:47:16.571
4 -	33.983	22.752	56.735	76.64	0.719	14:48:13.306
5 -	33.854	22.663	56.517	76.94	0.501	14:49:09.823
6 -	33.515	22.501	56.016 (1)	77.63		14:50:05.839
7 -	33.476	22.609	56.085 (2)	77.53	0.069	14:51:01.924
8 -	33.985	22.710	56.695	76.70	0.679	14:51:58.619
9 -	33.688	22.618	56.306	77.23	0.290	14:52:54.925
10 -	33.713	22.790	56.503	76.96	0.487	14:53:51.428
11 -	33.452	22.715	56.167 (3)	77.42	0.151	14:54:47.595
12 -	33.576	23.139	56.715	76.67	0.699	14:55:44.310

P15 118 J		Max HALL		Kawasaki NINJA 300 - Racecraft rider development		
IDEAL LAP TIME : 55.730		BEST LAP TIME : 55.997		DIFFERENCE : 0.267		
LAP	SECTOR 1	SECTOR 2	LAP TIME	MPH	DIFF	TIME OF DAY
1 -		22.987	1:03.833	68.12	7.836	14:45:23.830
2 -	33.950	22.596	56.546	76.90	0.549	14:46:20.376
3 -	33.835	22.551	56.386	77.12	0.389	14:47:16.762
4 -	34.034	22.805	56.839	76.50	0.842	14:48:13.601
5 -	33.689	22.616	56.305	77.23	0.308	14:49:09.906
6 -	33.706	22.310	56.016 (2)	77.63	0.019	14:50:05.922
7 -	33.607	22.566	56.173 (3)	77.41	0.176	14:51:02.095
8 -	33.830	22.904	56.734	76.64	0.737	14:51:58.829
9 -	33.751	22.512	56.263	77.29	0.266	14:52:55.092
10 -	33.612	23.002	56.614	76.81	0.617	14:53:51.706
11 -	33.420	22.577	55.997 (1)	77.65		14:54:47.703
12 -	33.554	23.196	56.750	76.62	0.753	14:55:44.453

BMCRC - MRO Championships 2022 - Rnd 9 @ Brands Hatch Indy

ACU Team Green Junior Cup & Senior 300

RACE 14 - SECTOR ANALYSIS



SECTOR 1 = FL to I1, SECTOR 2 = I1 to FL, DIFF = Difference To Personal Best Lap, P = Crossed Finish Line in Pit Lane, D = Time Disallowed

P16 18 J		George HIGGINS		Kawasaki NINJA 400 - Aztec Racing			
IDEAL LAP TIME : 56.791		BEST LAP TIME : 56.963		DIFFERENCE : 0.172			
LAP	SECTOR 1	SECTOR 2	LAP TIME	MPH	DIFF	TIME OF DAY	
1 -		23.660	1:05.381	66.51	8.418	14:45:25.378	
2 -	34.434	23.375	57.809	75.22	0.846	14:46:23.187	
3 -	34.275	23.409	57.684	75.38	0.721	14:47:20.871	
4 -	34.275	23.304	57.579	75.52	0.616	14:48:18.450	
5 -	34.368	23.339	57.707	75.35	0.744	14:49:16.157	
6 -	34.031	23.023	57.054 (2)	76.21	0.091	14:50:13.211	
7 -	33.768	23.195	56.963 (1)	76.34		14:51:10.174	
8 -	34.052	23.109	57.161 (3)	76.07	0.198	14:52:07.335	
9 -	34.161	24.363	58.524	74.30	1.561	14:53:05.859	
10 -	34.106	23.688	57.794	75.24	0.831	14:54:03.653	
11 -	34.188	23.437	57.625	75.46	0.662	14:55:01.278	
12 -	35.496	24.544	1:00.040	72.42	3.077	14:56:01.318	

P17 77 J		Joe WHITE		Kawasaki NINJA 400 - Just In Graphics /MZ CONTRACTS/ Silver			
IDEAL LAP TIME : 57.761		BEST LAP TIME : 57.761		DIFFERENCE : 0.000			
LAP	SECTOR 1	SECTOR 2	LAP TIME	MPH	DIFF	TIME OF DAY	
1 -		24.122	1:07.590	64.33	9.829	14:45:27.587	
2 -	34.548	23.477	58.025	74.94	0.264	14:46:25.612	
3 -	34.983	23.535	58.518	74.31	0.757	14:47:24.130	
4 -	35.678	23.908	59.586	72.98	1.825	14:48:23.716	
5 -	34.455	23.306	57.761 (1)	75.28		14:49:21.477	
6 -	34.576	23.306	57.882 (2)	75.12	0.121	14:50:19.359	
7 -	34.682	23.343	58.025	74.94	0.264	14:51:17.384	
8 -	34.708	23.691	58.399	74.46	0.638	14:52:15.783	
9 -	34.831	23.434	58.265	74.63	0.504	14:53:14.048	
10 -	34.628	23.394	58.022 (3)	74.94	0.261	14:54:12.070	
11 -	35.119	23.458	58.577	74.23	0.816	14:55:10.647	
12 -	35.201	23.391	58.592	74.21	0.831	14:56:09.239	

P18 141 J		Noah GUILLERY		Kawasaki NINJA 300 - MDM-R			
IDEAL LAP TIME : 57.601		BEST LAP TIME : 57.698		DIFFERENCE : 0.097			
LAP	SECTOR 1	SECTOR 2	LAP TIME	MPH	DIFF	TIME OF DAY	
1 -		23.783	1:06.927	64.97	9.229	14:45:26.924	
2 -	34.977	23.383	58.360	74.51	0.662	14:46:25.284	
3 -	35.233	23.609	58.842	73.90	1.144	14:47:24.126	
4 -	35.570	23.860	59.430	73.17	1.732	14:48:23.556	
5 -	35.111	23.138	58.249	74.65	0.551	14:49:21.805	
6 -	34.463	23.235	57.698 (1)	75.36		14:50:19.503	
7 -	34.665	23.424	58.089 (2)	74.86	0.391	14:51:17.592	
8 -	34.549	23.886	58.435	74.41	0.737	14:52:16.027	
9 -	34.712	23.440	58.152	74.77	0.454	14:53:14.179	
10 -	34.709	23.831	58.540	74.28	0.842	14:54:12.719	
11 -	34.645	23.502	58.147 (3)	74.78	0.449	14:55:10.866	
12 -	35.188	23.645	58.833	73.91	1.135	14:56:09.699	

BMCRC - MRO Championships 2022 - Rnd 9 @ Brands Hatch Indy

ACU Team Green Junior Cup & Senior 300

RACE 14 - SECTOR ANALYSIS



SECTOR 1 = FL to I1, SECTOR 2 = I1 to FL, DIFF = Difference To Personal Best Lap, P = Crossed Finish Line in Pit Lane, D = Time Disallowed

P19 58 J		Matthew WOOD		Kawasaki NINJA 300 - Pull the Pin Racing		
IDEAL LAP TIME : 57.890		BEST LAP TIME : 57.939		DIFFERENCE : 0.049		
LAP	SECTOR 1	SECTOR 2	LAP TIME	MPH	DIFF	TIME OF DAY
1 -		24.368	1:07.682	64.24	9.743	14:45:27.679
2 -	35.121	24.003	59.124	73.55	1.185	14:46:26.803
3 -	35.569	23.681	59.250	73.39	1.311	14:47:26.053
4 -	35.015	23.693	58.708	74.07	0.769	14:48:24.761
5 -	35.267	23.972	59.239	73.40	1.300	14:49:24.000
6 -	35.311	23.856	59.167	73.49	1.228	14:50:23.167
7 -	35.169	23.423	58.592	74.21	0.653	14:51:21.759
8 -	34.467	23.472	57.939 (1)	75.05		14:52:19.698
9 -	34.909	23.616	58.525 (3)	74.30	0.586	14:53:18.223
10 -	35.156	23.596	58.752	74.01	0.813	14:54:16.975
11 -	34.967	23.522	58.489 (2)	74.34	0.550	14:55:15.464
12 -	35.035	23.605	58.640	74.15	0.701	14:56:14.104

P20 277 S		Richard HAYWARD		Kawasaki NINJA 300 - Hazel Motors/ Gforce		
IDEAL LAP TIME : 57.949		BEST LAP TIME : 58.049		DIFFERENCE : 0.100		
LAP	SECTOR 1	SECTOR 2	LAP TIME	MPH	DIFF	TIME OF DAY
1 -		24.276	1:07.892	64.05	9.843	14:45:27.889
2 -	35.749	23.610	59.359	73.25	1.310	14:46:27.248
3 -	35.617	23.406	59.023	73.67	0.974	14:47:26.271
4 -	35.327	23.341	58.668	74.12	0.619	14:48:24.939
5 -	34.970	23.600	58.570	74.24	0.521	14:49:23.509
6 -	35.395	23.935	59.330	73.29	1.281	14:50:22.839
7 -	34.609	23.440	58.049 (1)	74.91		14:51:20.888
8 -	35.166	23.612	58.778	73.98	0.729	14:52:19.666
9 -	35.219	23.756	58.975	73.73	0.926	14:53:18.641
10 -	35.041	23.943	58.984	73.72	0.935	14:54:17.625
11 -	34.749	23.686	58.435 (3)	74.41	0.386	14:55:16.060
12 -	34.898	23.340	58.238 (2)	74.66	0.189	14:56:14.298

P21 62 S		Nicholas BETTRIDGE		Kawasaki NINJA - Weald builders		
IDEAL LAP TIME : 57.966		BEST LAP TIME : 58.161		DIFFERENCE : 0.195		
LAP	SECTOR 1	SECTOR 2	LAP TIME	MPH	DIFF	TIME OF DAY
1 -		23.369	1:05.969	65.91	7.808	14:45:25.966
2 -	35.109	23.608	58.717	74.06	0.556	14:46:24.683
3 -	35.383	23.973	59.356	73.26	1.195	14:47:24.039
4 -	35.671	24.099	59.770	72.75	1.609	14:48:23.809
5 -	35.358	23.743	59.101	73.57	0.940	14:49:22.910
6 -	34.892	23.661	58.553 (2)	74.26	0.392	14:50:21.463
7 -	34.999	23.685	58.684 (3)	74.10	0.523	14:51:20.147
8 -	35.645	23.552	59.197	73.45	1.036	14:52:19.344
9 -	35.205	23.759	58.964	73.75	0.803	14:53:18.308
10 -	35.176	23.717	58.893	73.83	0.732	14:54:17.201
11 -	35.318	23.663	58.981	73.72	0.820	14:55:16.182
12 -	35.087	23.074	58.161 (1)	74.76		14:56:14.343

BMCRC - MRO Championships 2022 - Rnd 9 @ Brands Hatch Indy

ACU Team Green Junior Cup & Senior 300

RACE 14 - SECTOR ANALYSIS



SECTOR 1 = FL to I1, SECTOR 2 = I1 to FL, DIFF = Difference To Personal Best Lap, P = Crossed Finish Line in Pit Lane, D = Time Disallowed

P22		0 S		Elizabeth CLEAVER		Kawasaki NINJA 400 -	
IDEAL LAP TIME : 58.283		BEST LAP TIME : 58.283		DIFFERENCE : 0.000			
LAP	SECTOR 1	SECTOR 2	LAP TIME	MPH	DIFF	TIME OF DAY	
1 -		23.297	1:06.136	65.75	7.853	14:45:26.133	
2 -	35.461	23.272	58.733 (2)	74.04	0.450	14:46:24.866	
3 -	35.858	23.622	59.480	73.11	1.197	14:47:24.346	
4 -	35.813	23.649	59.462	73.13	1.179	14:48:23.808	
5 -	35.791	23.286	59.077	73.60	0.794	14:49:22.885	
6 -	35.603	23.274	58.877	73.85	0.594	14:50:21.762	
7 -	35.077	23.206	58.283 (1)	74.61		14:51:20.045	
8 -	35.430	23.325	58.755 (3)	74.01	0.472	14:52:18.800	
9 -	35.398	23.446	58.844	73.90	0.561	14:53:17.644	
10 -	35.454	23.657	59.111	73.56	0.828	14:54:16.755	
11 -	35.361	23.441	58.802	73.95	0.519	14:55:15.557	
12 -	36.041	23.457	59.498	73.08	1.215	14:56:15.055	

P23		66 S		Mark SMITH		Kawasaki NINJA 300 - IMP RACING	
IDEAL LAP TIME : 58.062		BEST LAP TIME : 58.270		DIFFERENCE : 0.208			
LAP	SECTOR 1	SECTOR 2	LAP TIME	MPH	DIFF	TIME OF DAY	
1 -		23.397	1:05.683	66.20	7.413	14:45:25.680	
2 -	35.064	23.839	58.903	73.82	0.633	14:46:24.583	
3 -	35.365	23.999	59.364	73.25	1.094	14:47:23.947	
4 -	35.616	23.910	59.526	73.05	1.256	14:48:23.473	
5 -	35.605	23.758	59.363	73.25	1.093	14:49:22.836	
6 -	35.648	24.169	59.817	72.69	1.547	14:50:22.653	
7 -	35.464	23.582	59.046	73.64	0.776	14:51:21.699	
8 -	35.119	23.654	58.773 (3)	73.98	0.503	14:52:20.472	
9 -	34.665	23.605	58.270 (1)	74.62		14:53:18.742	
10 -	35.109	23.811	58.920	73.80	0.650	14:54:17.662	
11 -	35.195	23.450	58.645 (2)	74.15	0.375	14:55:16.307	
12 -	35.336	23.791	59.127	73.54	0.857	14:56:15.434	

P24		70 S		Justin WHITE		Kawasaki NINJA 400 - Just In Graphics	
IDEAL LAP TIME : 58.082		BEST LAP TIME : 58.082		DIFFERENCE : 0.000			
LAP	SECTOR 1	SECTOR 2	LAP TIME	MPH	DIFF	TIME OF DAY	
1 -		23.888	1:07.926	64.01	9.844	14:45:27.923	
2 -	35.192	23.772	58.964	73.75	0.882	14:46:26.887	
3 -	35.061	23.735	58.796	73.96	0.714	14:47:25.683	
4 -	34.779	23.800	58.579 (2)	74.23	0.497	14:48:24.262	
5 -	35.399	24.048	59.447	73.15	1.365	14:49:23.709	
6 -	35.353	24.040	59.393	73.21	1.311	14:50:23.102	
7 -	35.335	23.661	58.996	73.71	0.914	14:51:22.098	
8 -	35.015	23.799	58.814	73.93	0.732	14:52:20.912	
9 -	34.617	23.465	58.082 (1)	74.87		14:53:18.994	
10 -	35.172	23.601	58.773 (3)	73.98	0.691	14:54:17.767	
11 -	35.329	23.628	58.957	73.75	0.875	14:55:16.724	
12 -	35.192	24.226	59.418	73.18	1.336	14:56:16.142	

BMCRC - MRO Championships 2022 - Rnd 9 @ Brands Hatch Indy

ACU Team Green Junior Cup & Senior 300

RACE 14 - SECTOR ANALYSIS



SECTOR 1 = FL to I1, SECTOR 2 = I1 to FL, DIFF = Difference To Personal Best Lap, P = Crossed Finish Line in Pit Lane, D = Time Disallowed

P25 400 S		Stuart THURTLÉ		Kawasaki NINJA 400 - TeamTortoise Racing		
IDEAL LAP TIME : 59.077		BEST LAP TIME : 59.100		DIFFERENCE : 0.023		
LAP	SECTOR 1	SECTOR 2	LAP TIME	MPH	DIFF	TIME OF DAY
1 -		23.841	1:08.187	63.77	9.087	14:45:28.184
2 -	35.612	23.758	59.370 (3)	73.24	0.270	14:46:27.554
3 -	35.435	23.665	59.100 (1)	73.58		14:47:26.654
4 -	35.578	23.726	59.304 (2)	73.32	0.204	14:48:25.958
5 -	35.412	24.235	59.647	72.90	0.547	14:49:25.605
6 -	35.497	23.967	59.464	73.13	0.364	14:50:25.069
7 -	35.786	23.949	59.735	72.79	0.635	14:51:24.804
8 -	35.760	23.865	59.625	72.93	0.525	14:52:24.429
9 -	35.643	24.177	59.820	72.69	0.720	14:53:24.249
10 -	35.627	24.115	59.742	72.78	0.642	14:54:23.991
11 -	35.703	24.013	59.716	72.82	0.616	14:55:23.707
12 -	35.667	24.214	59.881	72.62	0.781	14:56:23.588

P26 50 J		Jay YELDHAM		Kawasaki NINJA 400 - WKD Installations		
IDEAL LAP TIME : 1:00.738		BEST LAP TIME : 1:00.830		DIFFERENCE : 0.092		
LAP	SECTOR 1	SECTOR 2	LAP TIME	MPH	DIFF	TIME OF DAY
1 -		25.148	1:11.479	60.83	10.649	14:45:31.476
2 -	36.636	24.841	1:01.477	70.73	0.647	14:46:32.953
3 -	36.388	24.631	1:01.019 (3)	71.26	0.189	14:47:33.972
4 -	36.731	24.463	1:01.194	71.06	0.364	14:48:35.166
5 -	36.823	24.470	1:01.293	70.94	0.463	14:49:36.459
6 -	36.781	24.978	1:01.759	70.41	0.929	14:50:38.218
7 -	36.546	24.399	1:00.945 (2)	71.35	0.115	14:51:39.163
8 -	36.674	24.567	1:01.241	71.00	0.411	14:52:40.404
9 -	37.123	24.855	1:01.978	70.16	1.148	14:53:42.382
10 -	36.339	24.491	1:00.830 (1)	71.48		14:54:43.212
11 -	36.655	25.017	1:01.672	70.51	0.842	14:55:44.884

P27 99 S		Daniel ATKINSON		Kawasaki NINJA 300 - Major heat		
IDEAL LAP TIME : 1:01.130		BEST LAP TIME : 1:01.130		DIFFERENCE : 0.000		
LAP	SECTOR 1	SECTOR 2	LAP TIME	MPH	DIFF	TIME OF DAY
1 -		25.551	1:13.350	59.28	12.220	14:45:33.347
2 -	37.640	25.225	1:02.865	69.17	1.735	14:46:36.212
3 -	37.810	24.942	1:02.752	69.29	1.622	14:47:38.964
4 -	37.316	24.857	1:02.173	69.94	1.043	14:48:41.137
5 -	37.234	24.780	1:02.014	70.12	0.884	14:49:43.151
6 -	36.738	24.672	1:01.410	70.81	0.280	14:50:44.561
7 -	36.645	24.679	1:01.324 (3)	70.91	0.194	14:51:45.885
8 -	38.366	26.305	1:04.671	67.24	3.541	14:52:50.556
9 -	38.338	24.929	1:03.267	68.73	2.137	14:53:53.823
10 -	36.537	24.593	1:01.130 (1)	71.13		14:54:54.953
11 -	36.596	24.599	1:01.195 (2)	71.06	0.065	14:55:56.148

P28 73 S		Jemma HANNAFORD		Kawasaki NINJA 300 -		
IDEAL LAP TIME : 1:01.829		BEST LAP TIME : 1:02.046		DIFFERENCE : 0.217		
LAP	SECTOR 1	SECTOR 2	LAP TIME	MPH	DIFF	TIME OF DAY
1 -		25.383	1:12.699	59.81	10.653	14:45:32.696
2 -	37.472	25.464	1:02.936	69.09	0.890	14:46:35.632
3 -	40.350	25.143	1:05.493	66.39	3.447	14:47:41.125
4 -	37.884	25.076	1:02.960	69.06	0.914	14:48:44.085
5 -	37.132	25.035	1:02.167 (3)	69.95	0.121	14:49:46.252
6 -	37.235	25.009	1:02.244	69.86	0.198	14:50:48.496
7 -	36.938	26.867	1:03.805	68.15	1.759	14:51:52.301
8 -	37.647	25.127	1:02.774	69.27	0.728	14:52:55.075
9 -	37.391	25.026	1:02.417	69.67	0.371	14:53:57.492
10 -	37.184	24.891	1:02.075 (2)	70.05	0.029	14:54:59.567
11 -	37.007	25.039	1:02.046 (1)	70.08		14:56:01.613

BMCRC - MRO Championships 2022 - Rnd 9 @ Brands Hatch Indy

ACU Team Green Junior Cup & Senior 300

RACE 14 - SECTOR ANALYSIS



SECTOR 1 = FL to I1, SECTOR 2 = I1 to FL, DIFF = Difference To Personal Best Lap, P = Crossed Finish Line in Pit Lane, D = Time Disallowed

P29 33 J		Patrick KLINGE		Kawasaki NINJA 300 -			
IDEAL LAP TIME : 1:02.908		BEST LAP TIME : 1:03.130		DIFFERENCE : 0.222			
LAP	SECTOR 1	SECTOR 2	LAP TIME	MPH	DIFF	TIME OF DAY	
1 -		26.065	1:14.260	58.55	11.130	14:45:34.257	
2 -	38.534	25.577	1:04.111	67.82	0.981	14:46:38.368	
3 -	38.272	25.623	1:03.895	68.05	0.765	14:47:42.263	
4 -	38.490	25.740	1:04.230	67.70	1.100	14:48:46.493	
5 -	38.282	25.609	1:03.891	68.06	0.761	14:49:50.384	
6 -	38.395	25.167	1:03.562 (3)	68.41	0.432	14:50:53.946	
7 -	37.741	25.389	1:03.130 (1)	68.88		14:51:57.076	
8 -	38.141	25.559	1:03.700	68.26	0.570	14:53:00.776	
9 -	38.357	25.583	1:03.940	68.01	0.810	14:54:04.716	
10 -	37.915	25.220	1:03.135 (2)	68.87	0.005	14:55:07.851	
11 -	38.395	25.656	1:04.051	67.89	0.921	14:56:11.902	

P30 87 J		Sam ATKINSON		Kawasaki NINJA 300 - Major Heat			
IDEAL LAP TIME : 1:03.435		BEST LAP TIME : 1:03.508		DIFFERENCE : 0.073			
LAP	SECTOR 1	SECTOR 2	LAP TIME	MPH	DIFF	TIME OF DAY	
1 -		25.973	1:14.727	58.19	11.219	14:45:34.724	
2 -	38.859	25.825	1:04.684	67.22	1.176	14:46:39.408	
3 -	38.887	25.889	1:04.776	67.13	1.268	14:47:44.184	
4 -	38.433	26.513	1:04.946	66.95	1.438	14:48:49.130	
5 -	38.276	25.724	1:04.000 (3)	67.94	0.492	14:49:53.130	
6 -	38.501	25.886	1:04.387	67.53	0.879	14:50:57.517	
7 -	38.722	25.527	1:04.249	67.68	0.741	14:52:01.766	
8 -	38.731	25.708	1:04.439	67.48	0.931	14:53:06.205	
9 -	37.908	25.600	1:03.508 (1)	68.47		14:54:09.713	
10 -	38.002	25.858	1:03.860 (2)	68.09	0.352	14:55:13.573	
11 -	38.063	26.019	1:04.082	67.85	0.574	14:56:17.655	

BMCRC - MRO Championships 2022 - Rnd 9 @ Brands Hatch Indy

ACU Team Green Junior Cup & Senior 300

RACE 14 - BEST SECTORS

SECTOR 1			SECTOR 2			IDEAL / BEST COMPARISON						
POS	NO	NAME	TIME	NO	NAME	TIME	POS	NO	NAME	IDEAL	BEST	DIFF
									PERFECT LAP	54.304		
1	35	WESTON	32.275	19	O'MARA	22.029	1	35	WESTON	54.434	54.463	0.029
2	131	MELLOR	32.357	91	HIRST	22.042	2	19	O'MARA	54.456	54.634	0.178
3	60	DOCHERTY	32.387	311	WARD	22.142	3	91	HIRST	54.621	54.717	0.096
4	19	O'MARA	32.427	35	WESTON	22.159	4	60	DOCHERTY	54.644	54.648	0.004
5	91	HIRST	32.579	95	MARSHALL	22.189	5	131	MELLOR	54.693	54.889	0.196
6	95	MARSHALL	32.584	60	DOCHERTY	22.257	6	95	MARSHALL	54.773	54.812	0.039
7	27	DORLING	32.653	27	DORLING	22.286	7	311	WARD	54.866	54.866	0.000
8	125	JOLLIFFE	32.661	125	JOLLIFFE	22.291	8	27	DORLING	54.939	55.297	0.358
9	311	WARD	32.724	118	HALL	22.310	9	125	JOLLIFFE	54.952	55.095	0.143
10	72	MUNSON	32.948	131	MELLOR	22.336	10	72	MUNSON	55.354	55.605	0.251
11	31	PARK	33.045	72	MUNSON	22.406	11	31	PARK	55.610	55.640	0.030
12	191	DANCE	33.162	191	DANCE	22.450	12	191	DANCE	55.612	55.612	0.000
13	118	HALL	33.420	20	MUIR	22.501	13	118	HALL	55.730	55.997	0.267
14	20	MUIR	33.452	31	PARK	22.565	14	20	MUIR	55.953	56.016	0.063
15	18	HIGGINS	33.768	18	HIGGINS	23.023	15	18	HIGGINS	56.791	56.963	0.172
16	77	WHITE	34.455	62	BETTRIDGE	23.074	16	141	GUILLERY	57.601	57.698	0.097
17	141	GUILLERY	34.463	141	GUILLERY	23.138	17	77	WHITE	57.761	57.761	0.000
18	58	WOOD	34.467	0	CLEAVER	23.206	18	58	WOOD	57.890	57.939	0.049
19	277	HAYWARD	34.609	77	WHITE	23.306	19	277	HAYWARD	57.949	58.049	0.100
20	70	WHITE	34.617	277	HAYWARD	23.340	20	62	BETTRIDGE	57.966	58.161	0.195
21	66	SMITH	34.665	66	SMITH	23.397	21	66	SMITH	58.062	58.270	0.208
22	62	BETTRIDGE	34.892	58	WOOD	23.423	22	70	WHITE	58.082	58.082	0.000
23	0	CLEAVER	35.077	70	WHITE	23.465	23	0	CLEAVER	58.283	58.283	0.000
24	400	THURTL	35.412	400	THURTL	23.665	24	400	THURTL	59.077	59.100	0.023
25	50	YELDHAM	36.339	50	YELDHAM	24.399	25	50	YELDHAM	1:00.738	1:00.830	0.092
26	99	ATKINSON	36.537	99	ATKINSON	24.593	26	99	ATKINSON	1:01.130	1:01.130	0.000
27	73	HANNAFORD	36.938	73	HANNAFORD	24.891	27	73	HANNAFORD	1:01.829	1:02.046	0.217
28	33	KLINGE	37.741	33	KLINGE	25.167	28	33	KLINGE	1:02.908	1:03.130	0.222
29	87	ATKINSON	37.908	87	ATKINSON	25.527	29	87	ATKINSON	1:03.435	1:03.508	0.073
30							30	777	HARDY		54.830	

BMCRC - MRO Championships 2022 - Rnd 9 @ Brands Hatch Indy

ACU Team Green Junior Cup & Senior 300

RACE 14 - STATISTICS

Competitors Started 30
Planned Start 2022-10-02 @ 15:20:00.000
Actual Start 2022-10-02 @ 14:44:19.996
Finish Time 2022-10-02 @ 14:55:27.530
Track Length 1.2079mi.
Total Laps 355
Total Distance Covered 428.8206mi.

Session Fastest Lap History

NO	CL	NAME	LAP TIME	TIME OF DAY	LAP	VEHICLE
60	J	Lennon DOCHERTY	55.642	14:46:16.838	2	Kawasaki NINJA 400
311	J	Nathan-Ellis WARD	55.482	14:46:17.524	2	Kawasaki NINJA 300
60	J	Lennon DOCHERTY	55.117	14:47:11.953	3	Kawasaki NINJA 400
60	J	Lennon DOCHERTY	54.971	14:48:06.923	4	Kawasaki NINJA 400
19	J	James O'MARA	54.634	14:48:06.981	4	Kawasaki NINJA 400
35	J	Zack WESTON	54.463	14:48:07.209	4	Kawasaki NINJA 400

Session Leader History

NO	CL	NAME	FROM LAP	LAPS LED	DISTANCE	VEHICLE
95	J	Greg MARSHALL	1	1	1.20 miles	Kawasaki NINJA 300
60	J	Lennon DOCHERTY	2	4	4.83 miles	Kawasaki NINJA 400
35	J	Zack WESTON	6	3	3.62 miles	Kawasaki NINJA 400
60	J	Lennon DOCHERTY	9	4	4.83 miles	Kawasaki NINJA 400

Flag History

TYPE	TIME OF DAY
GREEN	14:44:19.996
FINISH	14:55:27.530

Flag Statistics

TYPE	COUNT	TOTAL LAPS	TOTAL TIME
Green	1	12	12:25.912
Red	0	0	0.000
Safety Car	0	0	0.000
FCY	0	0	0.000

BMCRC - MRO Championships 2022 - Rnd 9 @ Brands Hatch Indy

ACU Team Green Junior Cup & Senior 300

RACE 14 - STATISTICS

CLASS : J

22 Starters

Fastest Lap History

NO	NAME	LAP TIME	TIME OF DAY	LAP	VEHICLE
60	Lennon DOCHERTY	55.642	14:46:16.838	2	Kawasaki NINJA 400
311	Nathan-Ellis WARD	55.482	14:46:17.524	2	Kawasaki NINJA 300
60	Lennon DOCHERTY	55.117	14:47:11.953	3	Kawasaki NINJA 400
60	Lennon DOCHERTY	54.971	14:48:06.923	4	Kawasaki NINJA 400
19	James O'MARA	54.634	14:48:06.981	4	Kawasaki NINJA 400
35	Zack WESTON	54.463	14:48:07.209	4	Kawasaki NINJA 400

Leader History

NO	NAME	FROM LAP	LAPS LED	DISTANCE	VEHICLE
95	Greg MARSHALL	1	1	1.20 miles	Kawasaki NINJA 300
60	Lennon DOCHERTY	2	4	4.83 miles	Kawasaki NINJA 400
35	Zack WESTON	6	3	3.62 miles	Kawasaki NINJA 400
60	Lennon DOCHERTY	9	4	4.83 miles	Kawasaki NINJA 400

BMCRC - MRO Championships 2022 - Rnd 9 @ Brands Hatch Indy

ACU Team Green Junior Cup & Senior 300

RACE 14 - STATISTICS

CLASS : S

8 Starters

Fastest Lap History

NO	NAME	LAP TIME	TIME OF DAY	LAP	VEHICLE
66	Mark SMITH	58.903	14:46:24.600	2	Kawasaki NINJA 300
62	Nicholas BETTRIDGE	58.717	14:46:24.663	2	Kawasaki NINJA
70	Justin WHITE	58.579	14:48:24.273	4	Kawasaki NINJA 400
277	Richard HAYWARD	58.570	14:49:23.520	5	Kawasaki NINJA 300
62	Nicholas BETTRIDGE	58.553	14:50:21.475	6	Kawasaki NINJA
0	Elizabeth CLEAVER	58.283	14:51:20.075	7	Kawasaki NINJA 400
277	Richard HAYWARD	58.049	14:51:20.899	7	Kawasaki NINJA 300

Leader History

NO	NAME	FROM LAP	LAPS LED	DISTANCE	VEHICLE
66	Mark SMITH	1	5	6.03 miles	Kawasaki NINJA 300
62	Nicholas BETTRIDGE	6	1	1.20 miles	Kawasaki NINJA
0	Elizabeth CLEAVER	7	5	6.03 miles	Kawasaki NINJA 400
277	Richard HAYWARD	12	1	1.20 miles	Kawasaki NINJA 300



REACTIVE PARTS MRO POWERBIKES inc CLUBMAN 1000



BMCRC-MRO Championships - Round 9
Brands Hatch Indy
1st / 2nd October 2022



Timing & Results Provided by Timing Solutions Ltd

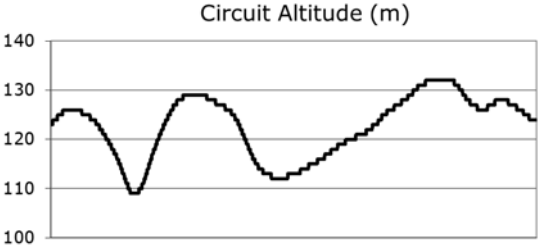
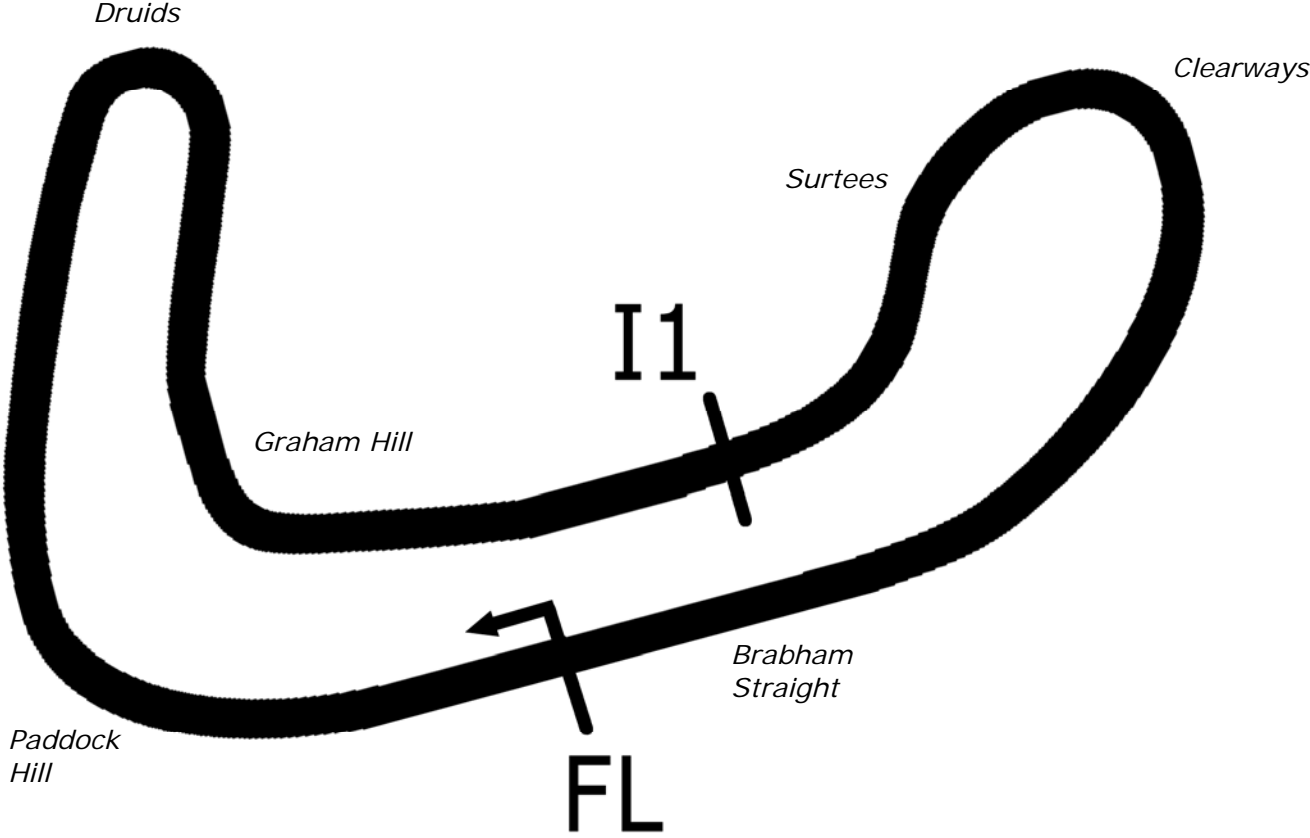
www.tsl-timing.com

Brands Hatch Indy



SPORTS TIMING

TIMING SOLUTIONS LTD



Length	1.2079 miles	1944.0 m	
FL		51.36032 N	0.26032 E
I1	1112m	51.35934 N	0.25955 E
Pit Entry	1669m	51.35911 N	0.25743 E
Pit Exit	26m after FL	51.36027 N	0.26078 E
Pit Entry–Pit Exit 277m, 16.6s @60kph, 12.4s @80kph			

BMCRC - MRO Championships 2022 - Rnd 9 @ Brands Hatch Indy

Reactive Parts MRO Powerbikes inc Clubman 1000



QUALIFYING - CLASSIFICATION

POS	NO	CL	PIC NAME	ENTRY	TIME	ON	LAPS	GAP	DIFF	MPH
1	1		1 Josh WAINWRIGHT	Honda CBR1000RR - JW MOT Centre	48.534	11	12			89.59
2	2		2 Peter BAKER	Kawasaki ZX10R - TJ & Peter Baker MC/Dodfrey Eng	49.806	14	15	1.272	1.272	87.31
3	48		3 Nicky WILSON	Suzuki GSXR 1000 - Demon GP/Haslemere Motorcycle	50.252	14	14	1.718	0.446	86.53
4	711		4 Ritchie THORNTON	Kawasaki ZX10R - Team 71	50.540	13	14	2.006	0.288	86.04
5	53	C	1 Seamus McGLYNN	Yamaha R1 -	50.772	11	12	2.238	0.232	85.64
6	22	C	2 Phil ROOKE	Kawasaki ZX10R - GW HIGHWAYS & CLEARWAY TR	51.643	10	10	3.109	0.871	84.20
7	21		5 Jack CROUCHER	Kawasaki ZX10R - Trendy lofts	51.922	13	13	3.388	0.279	83.75
8	100	C	3 Antony HUNTER	Kawasaki ZX10R - Uncletoms motoring centre	52.215	7	9	3.681	0.293	83.28
9	86	C	4 Frederico LOPES	Yamaha R1 - FLR Procurement Ltd	52.438	5	8	3.904	0.223	82.92
10	37*		6 James BULL	MV Agusta - team bull racing	52.455	13	13	3.921	0.017	82.90
11	449	C	5 Luke WALLINGTON	Yamaha R1 - BW Bespoke Developments Ltd	52.926	10	11	4.392	0.471	82.16
12	110	C	6 Michael CLARKE	Yamaha R1 - BIKEBASE - MX5 PARTS WAREHOUSE	53.276	12	13	4.742	0.350	81.62
13	98		7 Rick DICKINSON	Ducati PANIGALE V4 - MotorcycleRaceParts.co.uk	54.302	3	10	5.768	1.026	80.08
14	66		8 Stephen HARVEY	Kawasaki ZX10 -	54.488	11	12	5.954	0.186	79.80
15	79		9 Jason BURRILL	Ducati PANIGALE V2 -	54.503	13	13	5.969	0.015	79.78
16	333		10 Andrew HOUGHTON	BMW S1000RR - Bahnstormer BMW	58.441	5	6	9.907	3.938	74.41
17	334	C	7 Anthony BRANDISH	Suzuki GSXR 1000 - BW bespoke developments ltd	58.654	5	6	10.120	0.213	74.13
18	45		11 Chad HASHMI	Suzuki GSXR1000 -	1:01.768	5	6	13.234	3.114	70.40

* No. 37 - Please fit a working transponder

Weather / Track : Cloudy / Dry

These results are provisional until the conclusion of any judicial and technical matters.

Brands Hatch Indy: 1.2079 miles
Date: 01/10/2022 Start: 10:09 Finish: 10:22

Clerk Of Course :	Stewards :	Timekeeper : <i>Craig Smith</i>
-------------------	------------	------------------------------------

Results can be found at www.tsl-timing.com

Printed - 10:24 Saturday, 01 October 2022



BMCRC - MRO Championships 2022 - Rnd 9 @ Brands Hatch Indy

Reactive Parts MRO Powerbikes inc Clubman 1000

QUALIFYING - SECTOR ANALYSIS



SECTOR 1 = FL to I1, SECTOR 2 = I1 to FL, DIFF = Difference To Personal Best Lap, P = Crossed Finish Line in Pit Lane, D = Time Disallowed

P1 1		Josh WAINWRIGHT		Honda CBR1000RR - JW MOT Centre		
IDEAL LAP TIME : 48.529		BEST LAP TIME : 48.534		DIFFERENCE : 0.005		
LAP	SECTOR 1	SECTOR 2	LAP TIME	MPH	DIFF	TIME OF DAY
1 -	OUTLAP	21.940	1:02.365	69.72	13.831	10:12:13.836
2 -	33.524	20.493	54.017	80.50	5.483	10:13:07.853
3 -	31.703	19.889	51.592	84.28	3.058	10:13:59.445
4 -	30.624	19.655	50.279	86.48	1.745	10:14:49.724
5 -	32.161	20.957	53.118	81.86	4.584	10:15:42.842
6 -	30.499	19.294	49.793	87.33	1.259	10:16:32.635
7 -	37.042	IN PIT	1:53.376	P 38.35	1:04.842	10:18:26.011
8 -	OUTLAP	19.814	55.949	77.72	7.415	10:19:21.960
9 -	29.779	19.971	49.750	(3) 87.40	1.216	10:20:11.710
10 -	30.824	19.732	50.556	86.01	2.022	10:21:02.266
11 -	29.327	19.207	48.534	(1) 89.59		10:21:50.800
12 -	29.399	19.202	48.601	(2) 89.47	0.067	10:22:39.401

P2 2		Peter BAKER		Kawasaki ZX10R - TJ & Peter Baker MC/Dodfrey Eng		
IDEAL LAP TIME : 49.778		BEST LAP TIME : 49.806		DIFFERENCE : 0.028		
LAP	SECTOR 1	SECTOR 2	LAP TIME	MPH	DIFF	TIME OF DAY
1 -	36.579	23.622	1:00.201	72.23	10.395	10:11:21.580
2 -	34.083	21.352	55.435	78.44	5.629	10:12:17.015
3 -	32.297	21.127	53.424	81.39	3.618	10:13:10.439
4 -	31.577	20.380	51.957	83.69	2.151	10:14:02.396
5 -	31.507	20.410	51.917	83.76	2.111	10:14:54.313
6 -	31.218	20.965	52.183	83.33	2.377	10:15:46.496
7 -	31.097	20.767	51.864	83.84	2.058	10:16:38.360
8 -	30.765	20.200	50.965	85.32	1.159	10:17:29.325
9 -	30.483	20.009	50.492	86.12	0.686	10:18:19.817
10 -	30.720	19.772	50.492	86.12	0.686	10:19:10.309
11 -	30.395	20.030	50.425	86.23	0.619	10:20:00.734
12 -	30.220	19.923	50.143	(2) 86.72	0.337	10:20:50.877
13 -	30.506	19.922	50.428	86.23	0.622	10:21:41.305
14 -	30.006	19.800	49.806	(1) 87.31		10:22:31.111
15 -	30.451	19.912	50.363	(3) 86.34	0.557	10:23:21.474

P3 48		Nicky WILSON		Suzuki GSXR 1000 - Demon GP/Haslemere Motorcycles		
IDEAL LAP TIME : 50.252		BEST LAP TIME : 50.252		DIFFERENCE : 0.000		
LAP	SECTOR 1	SECTOR 2	LAP TIME	MPH	DIFF	TIME OF DAY
1 -	37.432	22.991	1:00.423	71.96	10.171	10:11:09.200
2 -	34.121	21.333	55.454	78.41	5.202	10:12:04.654
3 -	32.546	20.625	53.171	81.78	2.919	10:12:57.825
4 -	32.115	20.795	52.910	82.18	2.658	10:13:50.735
5 -	32.525	20.668	53.193	81.75	2.941	10:14:43.928
6 -	31.289	20.704	51.993	83.63	1.741	10:15:35.921
7 -	30.978	20.405	51.383	84.63	1.131	10:16:27.304
8 -	31.280	20.455	51.735	84.05	1.483	10:17:19.039
9 -	30.837	20.645	51.482	84.46	1.230	10:18:10.521
10 -	31.058	20.316	51.374	84.64	1.122	10:19:01.895
11 -	30.727	19.916	50.643	(2) 85.86	0.391	10:19:52.538
12 -	30.919	19.997	50.916	(3) 85.40	0.664	10:20:43.454
13 -	31.823	19.980	51.803	83.94	1.551	10:21:35.257
14 -	30.410	19.842	50.252	(1) 86.53		10:22:25.509

BMCRC - MRO Championships 2022 - Rnd 9 @ Brands Hatch Indy

Reactive Parts MRO Powerbikes inc Clubman 1000

QUALIFYING - SECTOR ANALYSIS



SECTOR 1 = FL to I1, SECTOR 2 = I1 to FL, DIFF = Difference To Personal Best Lap, P = Crossed Finish Line in Pit Lane, D = Time Disallowed

P4 711		Ritchie THORNTON		Kawasaki ZX10R - Team 71			
IDEAL LAP TIME : 50.416		BEST LAP TIME : 50.540		DIFFERENCE : 0.124			
LAP	SECTOR 1	SECTOR 2	LAP TIME	MPH	DIFF	TIME OF DAY	
1 -	36.218	23.097	59.315	73.31	8.775	10:11:43.273	
2 -	34.017	21.119	55.136	78.87	4.596	10:12:38.409	
3 -	32.474	20.517	52.991	82.06	2.451	10:13:31.400	
4 -	33.247	22.098	55.345	78.57	4.805	10:14:26.745	
5 -	32.910	21.574	54.484	79.81	3.944	10:15:21.229	
6 -	31.866	20.810	52.676	82.55	2.136	10:16:13.905	
7 -	31.178	20.137	51.315	84.74	0.775	10:17:05.220	
8 -	30.777	20.170	50.947	85.35	0.407	10:17:56.167	
9 -	31.078	19.861	50.939	85.36	0.399	10:18:47.106	
10 -	30.936	19.897	50.833 (2)	85.54	0.293	10:19:37.939	
11 -	32.278	20.231	52.509	82.81	1.969	10:20:30.448	
12 -	32.467	20.080	52.547	82.75	2.007	10:21:22.995	
13 -	30.555	19.985	50.540 (1)	86.04		10:22:13.535	
14 -	30.903	19.983	50.886 (3)	85.45	0.346	10:23:04.421	

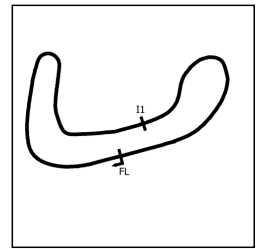
P5 53 C		Seamus McGLYNN		Yamaha R1 -			
IDEAL LAP TIME : 50.772		BEST LAP TIME : 50.772		DIFFERENCE : 0.000			
LAP	SECTOR 1	SECTOR 2	LAP TIME	MPH	DIFF	TIME OF DAY	
1 -	38.785	23.329	1:02.114	70.01	11.342	10:11:43.151	
2 -	35.403	22.016	57.419	75.73	6.647	10:12:40.570	
3 -	33.675	22.066	55.741	78.01	4.969	10:13:36.311	
4 -	34.853	23.564	58.417	74.44	7.645	10:14:34.728	
5 -	33.213	21.704	54.917	79.18	4.145	10:15:29.645	
6 -	32.596	21.888	54.484	79.81	3.712	10:16:24.129	
7 -	32.127	20.733	52.860	82.26	2.088	10:17:16.989	
8 -	32.036	20.598	52.634	82.61	1.862	10:18:09.623	
9 -	31.796	20.678	52.474	82.87	1.702	10:19:02.097	
10 -	31.220	20.437	51.657 (2)	84.18	0.885	10:19:53.754	
11 -	30.730	20.042	50.772 (1)	85.64		10:20:44.526	
12 -	31.110	20.603	51.713 (3)	84.09	0.941	10:21:36.239	

P6 22 C		Phil ROOKE		Kawasaki ZX10R - GW HIGHWAYS & CLEARWAY TRAFFIC S			
IDEAL LAP TIME : 51.643		BEST LAP TIME : 51.643		DIFFERENCE : 0.000			
LAP	SECTOR 1	SECTOR 2	LAP TIME	MPH	DIFF	TIME OF DAY	
1 -	37.543	22.968	1:00.511	71.86	8.868	10:11:09.454	
2 -	34.575	21.456	56.031	77.61	4.388	10:12:05.485	
3 -	33.213	20.987	54.200	80.23	2.557	10:12:59.685	
4 -	32.896	20.868	53.764	80.88	2.121	10:13:53.449	
5 -	32.329	20.864	53.193	81.75	1.550	10:14:46.642	
6 -	32.298	20.526	52.824 (3)	82.32	1.181	10:15:39.466	
7 -	32.325	20.603	52.928	82.16	1.285	10:16:32.394	
8 -	31.688	20.479	52.167 (2)	83.35	0.524	10:17:24.561	
9 -	32.344	21.069	53.413	81.41	1.770	10:18:17.974	
10 -	31.256	20.387	51.643 (1)	84.20		10:19:09.617	

BMCRC - MRO Championships 2022 - Rnd 9 @ Brands Hatch Indy

Reactive Parts MRO Powerbikes inc Clubman 1000

QUALIFYING - SECTOR ANALYSIS



SECTOR 1 = FL to I1, SECTOR 2 = I1 to FL, DIFF = Difference To Personal Best Lap, P = Crossed Finish Line in Pit Lane, D = Time Disallowed

P7 21		Jack CROUCHER		Kawasaki ZX10R - Trendy lofts		
IDEAL LAP TIME : 51.851		BEST LAP TIME : 51.922		DIFFERENCE : 0.071		
LAP	SECTOR 1	SECTOR 2	LAP TIME	MPH	DIFF	TIME OF DAY
1 -	OUTLAP	23.306	1:05.163	66.73	13.241	10:12:31.344
2 -	36.006	22.541	58.547	74.27	6.625	10:13:29.891
3 -	34.909	22.433	57.342	75.83	5.420	10:14:27.233
4 -	34.903	21.455	56.358	77.16	4.436	10:15:23.591
5 -	33.250	20.575	53.825	80.79	1.903	10:16:17.416
6 -	32.703	20.613	53.316	81.56	1.394	10:17:10.732
7 -	32.459	20.557	53.016	82.02	1.094	10:18:03.748
8 -	32.497	20.496	52.993	82.05	1.071	10:18:56.741
9 -	32.300	20.869	53.169	81.78	1.247	10:19:49.910
10 -	32.055	20.632	52.687 (3)	82.53	0.765	10:20:42.597
11 -	33.236	20.695	53.931	80.63	2.009	10:21:36.528
12 -	31.787	20.380	52.167 (2)	83.35	0.245	10:22:28.695
13 -	31.471	20.451	51.922 (1)	83.75		10:23:20.617

P8 100 C		Antony HUNTER		Kawasaki ZX10R - Uncletoms motoring centre		
IDEAL LAP TIME : 52.205		BEST LAP TIME : 52.215		DIFFERENCE : 0.010		
LAP	SECTOR 1	SECTOR 2	LAP TIME	MPH	DIFF	TIME OF DAY
1 -	35.162	22.424	57.586	75.51	5.371	10:11:54.442
2 -	33.274	21.565	54.839	79.29	2.624	10:12:49.281
3 -	32.181	21.208	53.389 (3)	81.45	1.174	10:13:42.670
4 -	33.147	22.218	55.365	78.54	3.150	10:14:38.035
5 -	32.063	20.794	52.857 (2)	82.27	0.642	10:15:30.892
6 -	34.467	22.507	56.974	76.32	4.759	10:16:27.866
7 -	31.725	20.490	52.215 (1)	83.28		10:17:20.081
8 -	33.741	IN PIT	4:50.111 P	14.98	3:57.896	10:22:10.192
9 -	OUTLAP	20.480	55.801	77.93	3.586	10:23:05.993

P9 86 C		Frederico LOPES		Yamaha R1 - FLR Procurement Ltd		
IDEAL LAP TIME : 52.015		BEST LAP TIME : 52.438		DIFFERENCE : 0.423		
LAP	SECTOR 1	SECTOR 2	LAP TIME	MPH	DIFF	TIME OF DAY
1 -	35.999	22.485	58.484	74.35	6.046	10:11:27.294
2 -	34.542	22.602	57.144	76.09	4.706	10:12:24.438
3 -	32.556	21.160	53.716	80.95	1.278	10:13:18.154
4 -	32.071	21.072	53.143	81.82	0.705	10:14:11.297
5 -	31.764	20.674	52.438 (1)	82.92		10:15:03.735
6 -	31.341	21.129	52.470 (2)	82.87	0.032	10:15:56.205
7 -	33.044	21.277	54.321	80.05	1.883	10:16:50.526
8 -	31.515	21.217	52.732 (3)	82.46	0.294	10:17:43.258

P10 37		James BULL		MV Agusta - team bull racing		
IDEAL LAP TIME :		BEST LAP TIME : 52.455		DIFFERENCE :		
LAP	SECTOR 1	SECTOR 2	LAP TIME	MPH	DIFF	TIME OF DAY
1 -			59.320	73.30	6.865	10:11:23.275
2 -			56.744	76.63	4.289	10:12:20.019
3 -			55.100	78.92	2.645	10:13:15.119
4 -			53.980	80.55	1.525	10:14:09.099
5 -			53.599	81.13	1.144	10:15:02.698
6 -			53.400	81.43	0.945	10:15:56.098
7 -			53.608	81.11	1.153	10:16:49.707
8 -		IN PIT	1:39.486 P	43.71	47.031	10:18:29.193
9 -	OUTLAP		49.879	87.18		10:19:19.073
10 -			53.240	81.67	0.785	10:20:12.313
11 -			52.934 (2)	82.15	0.479	10:21:05.247
12 -			53.216 (3)	81.71	0.761	10:21:58.463
13 -			52.455 (1)	82.90		10:22:50.918

BMCRC - MRO Championships 2022 - Rnd 9 @ Brands Hatch Indy

Reactive Parts MRO Powerbikes inc Clubman 1000

QUALIFYING - SECTOR ANALYSIS



SECTOR 1 = FL to I1, SECTOR 2 = I1 to FL, DIFF = Difference To Personal Best Lap, P = Crossed Finish Line in Pit Lane, D = Time Disallowed

P11 449 C		Luke WALLINGTON		Yamaha R1 - BW Bespoke Developments Ltd		
IDEAL LAP TIME : 52.659		BEST LAP TIME : 52.926		DIFFERENCE : 0.267		
LAP	SECTOR 1	SECTOR 2	LAP TIME	MPH	DIFF	TIME OF DAY
1 -	OUTLAP	24.087	1:04.081	67.86	11.155	10:13:27.770
2 -	36.408	23.031	59.439	73.16	6.513	10:14:27.209
3 -	35.277	22.344	57.621	75.46	4.695	10:15:24.830
4 -	33.829	22.352	56.181	77.40	3.255	10:16:21.011
5 -	33.429	21.766	55.195	78.78	2.269	10:17:16.206
6 -	32.875	21.381	54.256	80.14	1.330	10:18:10.462
7 -	32.028	20.918	52.946 (2)	82.13	0.020	10:19:03.408
8 -	31.951	21.507	53.458	81.34	0.532	10:19:56.866
9 -	32.552	21.392	53.944	80.61	1.018	10:20:50.810
10 -	31.741	21.185	52.926 (1)	82.16		10:21:43.736
11 -	32.066	21.011	53.077 (3)	81.93	0.151	10:22:36.813

P12 110 C		Michael CLARKE		Yamaha R1 - BIKEBASE - MX5 PARTS WAREHOUSE		
IDEAL LAP TIME : 53.165		BEST LAP TIME : 53.276		DIFFERENCE : 0.111		
LAP	SECTOR 1	SECTOR 2	LAP TIME	MPH	DIFF	TIME OF DAY
1 -	OUTLAP	22.372	1:02.316	69.78	9.040	10:12:14.785
2 -	34.202	21.901	56.103	77.51	2.827	10:13:10.888
3 -	33.474	21.558	55.032	79.01	1.756	10:14:05.920
4 -	33.276	21.598	54.874	79.24	1.598	10:15:00.794
5 -	33.078	22.070	55.148	78.85	1.872	10:15:55.942
6 -	32.702	21.718	54.420	79.90	1.144	10:16:50.362
7 -	33.201	21.124	54.325	80.04	1.049	10:17:44.687
8 -	33.732	22.627	56.359	77.15	3.083	10:18:41.046
9 -	33.351	21.476	54.827	79.31	1.551	10:19:35.873
10 -	33.038	21.244	54.282	80.11	1.006	10:20:30.155
11 -	32.986	21.088	54.074 (3)	80.41	0.798	10:21:24.229
12 -	32.137	21.139	53.276 (1)	81.62		10:22:17.505
13 -	32.292	21.028	53.320 (2)	81.55	0.044	10:23:10.825

P13 98		Rick DICKINSON		Ducati PANIGALE V4 - MotorcycleRaceParts.co.uk		
IDEAL LAP TIME : 54.006		BEST LAP TIME : 54.302		DIFFERENCE : 0.296		
LAP	SECTOR 1	SECTOR 2	LAP TIME	MPH	DIFF	TIME OF DAY
1 -	34.658	21.867	56.525	76.93	2.223	10:11:23.398
2 -	33.125	21.631	54.756	79.41	0.454	10:12:18.154
3 -	32.627	21.675	54.302 (1)	80.08		10:13:12.456
4 -	32.772	21.626	54.398 (2)	79.94	0.096	10:14:06.854
5 -	32.380	22.071	54.451 (3)	79.86	0.149	10:15:01.305
6 -	32.805	22.031	54.836	79.30	0.534	10:15:56.141
7 -	32.786	22.220	55.006	79.05	0.704	10:16:51.147
8 -	32.578	21.917	54.495	79.79	0.193	10:17:45.642
9 -	33.031	22.251	55.282	78.66	0.980	10:18:40.924
10 -	32.805	21.875	54.680	79.52	0.378	10:19:35.604

P14 66		Stephen HARVEY		Kawasaki ZX10 -		
IDEAL LAP TIME : 54.488		BEST LAP TIME : 54.488		DIFFERENCE : 0.000		
LAP	SECTOR 1	SECTOR 2	LAP TIME	MPH	DIFF	TIME OF DAY
1 -	39.172	25.031	1:04.203	67.73	9.715	10:11:22.786
2 -	37.571	23.971	1:01.542	70.66	7.054	10:12:24.328
3 -	37.934	24.286	1:02.220	69.89	7.732	10:13:26.548
4 -	36.489	23.373	59.862	72.64	5.374	10:14:26.410
5 -	36.031	23.878	59.909	72.58	5.421	10:15:26.319
6 -	35.558	22.974	58.532	74.29	4.044	10:16:24.851
7 -	35.201	22.547	57.748	75.30	3.260	10:17:22.599
8 -	34.492	22.530	57.022	76.26	2.534	10:18:19.621
9 -	33.461	22.073	55.534	78.30	1.046	10:19:15.155
10 -	33.465	21.632	55.097 (2)	78.92	0.609	10:20:10.252
11 -	33.189	21.299	54.488 (1)	79.80		10:21:04.740
12 -	33.601	21.655	55.256 (3)	78.69	0.768	10:21:59.996

BMCRC - MRO Championships 2022 - Rnd 9 @ Brands Hatch Indy

Reactive Parts MRO Powerbikes inc Clubman 1000

QUALIFYING - SECTOR ANALYSIS



SECTOR 1 = FL to I1, SECTOR 2 = I1 to FL, DIFF = Difference To Personal Best Lap, P = Crossed Finish Line in Pit Lane, D = Time Disallowed

P15 79		Jason BURRILL		Ducati PANIGALE V2 -			
IDEAL LAP TIME : 54.503		BEST LAP TIME : 54.503		DIFFERENCE : 0.000			
LAP	SECTOR 1	SECTOR 2	LAP TIME	MPH	DIFF	TIME OF DAY	
1 -	41.547	25.695	1:07.242	64.67	12.739	10:11:48.792	
2 -	39.427	23.596	1:03.023	69.00	8.520	10:12:51.815	
3 -	37.072	23.417	1:00.489	71.89	5.986	10:13:52.304	
4 -	35.665	22.800	58.465	74.37	3.962	10:14:50.769	
5 -	34.884	23.101	57.985	74.99	3.482	10:15:48.754	
6 -	34.468	22.219	56.687	76.71	2.184	10:16:45.441	
7 -	35.187	22.376	57.563	75.54	3.060	10:17:43.004	
8 -	34.958	21.915	56.873	76.46	2.370	10:18:39.877	
9 -	33.915	22.165	56.080	77.54	1.577	10:19:35.957	
10 -	34.468	21.390	55.858 (3)	77.85	1.355	10:20:31.815	
11 -	33.511	21.472	54.983 (2)	79.08	0.480	10:21:26.798	
12 -	34.490	21.865	56.355	77.16	1.852	10:22:23.153	
13 -	33.353	21.150	54.503 (1)	79.78		10:23:17.656	

P16 333		Andrew HOUGHTON		BMW S1000RR - Bahnstomer BMW			
IDEAL LAP TIME : 58.441		BEST LAP TIME : 58.441		DIFFERENCE : 0.000			
LAP	SECTOR 1	SECTOR 2	LAP TIME	MPH	DIFF	TIME OF DAY	
1 -	OUTLAP	25.134	1:05.284	66.61	6.843	10:10:48.826	
2 -	37.032	23.843	1:00.875	71.43	2.434	10:11:49.701	
3 -	36.191	23.492	59.683 (3)	72.86	1.242	10:12:49.384	
4 -	35.572	23.392	58.964 (2)	73.75	0.523	10:13:48.348	
5 -	35.295	23.146	58.441 (1)	74.41		10:14:46.789	
6 -	37.270	25.584	1:02.854	69.18	4.413	10:15:49.643	

P17 334 C		Anthony BRANDISH		Suzuki GSXR 1000 - BW bespoke developments ltd			
IDEAL LAP TIME : 58.446		BEST LAP TIME : 58.654		DIFFERENCE : 0.208			
LAP	SECTOR 1	SECTOR 2	LAP TIME	MPH	DIFF	TIME OF DAY	
1 -	OUTLAP	22.871	1:02.128	69.99	3.474	10:12:24.440	
2 -	36.445	22.760	59.205 (3)	73.44	0.551	10:13:23.645	
3 -	36.015	23.191	59.206	73.44	0.552	10:14:22.851	
4 -	36.513	22.923	59.436	73.16	0.782	10:15:22.287	
5 -	36.223	22.431	58.654 (1)	74.13		10:16:20.941	
6 -	36.162	22.557	58.719 (2)	74.05	0.065	10:17:19.660	

P18 45		Chad HASHMI		Suzuki GSXR1000 -			
IDEAL LAP TIME : 1:01.204		BEST LAP TIME : 1:01.768		DIFFERENCE : 0.564			
LAP	SECTOR 1	SECTOR 2	LAP TIME	MPH	DIFF	TIME OF DAY	
1 -	OUTLAP	27.393	1:11.597	60.73	9.829	10:13:29.056	
2 -	40.411	26.617	1:07.028	64.87	5.260	10:14:36.084	
3 -	37.928	24.642	1:02.570	69.49	0.802	10:15:38.654	
4 -	37.303	24.594	1:01.897 (2)	70.25	0.129	10:16:40.551	
5 -	36.848	24.920	1:01.768 (1)	70.40		10:17:42.319	
6 -	37.962	24.356	1:02.318 (3)	69.78	0.550	10:18:44.637	

BMCRC - MRO Championships 2022 - Rnd 9 @ Brands Hatch Indy

Reactive Parts MRO Powerbikes inc Clubman 1000

QUALIFYING - BEST SECTORS

SECTOR 1			SECTOR 2			IDEAL / BEST COMPARISON						
POS	NO	NAME	TIME	NO	NAME	TIME	POS	NO	NAME	IDEAL	BEST	DIFF
									PERFECT LAP	48.529		
1	1	WAINWRIGHT	29.327	1	WAINWRIGHT	19.202	1	1	WAINWRIGHT	48.529	48.534	0.005
2	2	BAKER	30.006	2	BAKER	19.772	2	2	BAKER	49.778	49.806	0.028
3	48	WILSON	30.410	48	WILSON	19.842	3	48	WILSON	50.252	50.252	0.000
4	711	THORNTON	30.555	711	THORNTON	19.861	4	711	THORNTON	50.416	50.540	0.124
5	53	McGLYNN	30.730	53	McGLYNN	20.042	5	53	McGLYNN	50.772	50.772	0.000
6	22	ROOKE	31.256	21	CROUCHER	20.380	6	22	ROOKE	51.643	51.643	0.000
7	86	LOPES	31.341	22	ROOKE	20.387	7	21	CROUCHER	51.851	51.922	0.071
8	21	CROUCHER	31.471	100	HUNTER	20.480	8	86	LOPES	52.015	52.438	0.423
9	100	HUNTER	31.725	86	LOPES	20.674	9	100	HUNTER	52.205	52.215	0.010
10	449	WALLINGTON	31.741	449	WALLINGTON	20.918	10	449	WALLINGTON	52.659	52.926	0.267
11	110	CLARKE	32.137	110	CLARKE	21.028	11	110	CLARKE	53.165	53.276	0.111
12	98	DICKINSON	32.380	79	BURRILL	21.150	12	98	DICKINSON	54.006	54.302	0.296
13	66	HARVEY	33.189	66	HARVEY	21.299	13	66	HARVEY	54.488	54.488	0.000
14	79	BURRILL	33.353	98	DICKINSON	21.626	14	79	BURRILL	54.503	54.503	0.000
15	333	HOUGHTON	35.295	334	BRANDISH	22.431	15	333	HOUGHTON	58.441	58.441	0.000
16	334	BRANDISH	36.015	333	HOUGHTON	23.146	16	334	BRANDISH	58.446	58.654	0.208
17	45	HASHMI	36.848	45	HASHMI	24.356	17	45	HASHMI	1:01.204	1:01.768	0.564
18							18	37	BULL		52.455	

BMCRC - MRO Championships 2022 - Rnd 9 @ Brands Hatch Indy

Reactive Parts MRO Powerbikes inc Clubman 1000

QUALIFYING - STATISTICS

Competitors Started 18
Planned Start 2022-10-01 @ 10:08:00.000
Actual Start 2022-10-01 @ 10:09:36.886
Finish Time 2022-10-01 @ 10:22:32.280
Track Length 1.2079mi.
Total Laps 197
Total Distance Covered 237.9652mi.

Session Fastest Lap History

NO	CL	NAME	LAP TIME	TIME OF DAY	LAP	VEHICLE
48		Nicky WILSON	1:00.423	10:11:09.209	1	Suzuki GSXR 1000
2		Peter BAKER	1:00.201	10:11:21.591	1	Kawasaki ZX10R
37		James BULL	59.320	10:11:23.275	1	MV Agusta
98		Rick DICKINSON	56.525	10:11:23.408	1	Ducati PANIGALE V4
48		Nicky WILSON	55.454	10:12:04.663	2	Suzuki GSXR 1000
2		Peter BAKER	55.435	10:12:17.025	2	Kawasaki ZX10R
98		Rick DICKINSON	54.756	10:12:18.164	2	Ducati PANIGALE V4
48		Nicky WILSON	53.171	10:12:57.835	3	Suzuki GSXR 1000
711		Ritchie THORNTON	52.991	10:13:31.423	3	Kawasaki ZX10R
48		Nicky WILSON	52.910	10:13:50.744	4	Suzuki GSXR 1000
1		Josh WAINWRIGHT	51.592	10:13:59.473	3	Honda CBR1000RR
1		Josh WAINWRIGHT	50.279	10:14:49.753	4	Honda CBR1000RR
1		Josh WAINWRIGHT	49.793	10:16:32.661	6	Honda CBR1000RR
1		Josh WAINWRIGHT	49.750	10:20:11.737	9	Honda CBR1000RR
1		Josh WAINWRIGHT	48.534	10:21:50.827	11	Honda CBR1000RR

Flag History

TYPE	TIME OF DAY
GREEN	10:09:36.886
FINISH	10:22:32.280

Flag Statistics

TYPE	COUNT	TOTAL LAPS	TOTAL TIME
Green	1	15	13:50.104
Red	0	0	0.000
Safety Car	0	0	0.000
FCY	0	0	0.000

BMCRC - MRO Championships 2022 - Rnd 9 @ Brands Hatch Indy

Reactive Parts MRO Powerbikes inc Clubman 1000

QUALIFYING - STATISTICS

CLASS :

11 Starters

Fastest Lap History

NO	NAME	LAP TIME	TIME OF DAY	LAP	VEHICLE
48	Nicky WILSON	1:00.423	10:11:09.209	1	Suzuki GSXR 1000
2	Peter BAKER	1:00.201	10:11:21.591	1	Kawasaki ZX10R
37	James BULL	59.320	10:11:23.275	1	MV Agusta
98	Rick DICKINSON	56.525	10:11:23.408	1	Ducati PANIGALE V4
48	Nicky WILSON	55.454	10:12:04.663	2	Suzuki GSXR 1000
2	Peter BAKER	55.435	10:12:17.025	2	Kawasaki ZX10R
98	Rick DICKINSON	54.756	10:12:18.164	2	Ducati PANIGALE V4
48	Nicky WILSON	53.171	10:12:57.835	3	Suzuki GSXR 1000
711	Ritchie THORNTON	52.991	10:13:31.423	3	Kawasaki ZX10R
48	Nicky WILSON	52.910	10:13:50.744	4	Suzuki GSXR 1000
1	Josh WAINWRIGHT	51.592	10:13:59.473	3	Honda CBR1000RR
1	Josh WAINWRIGHT	50.279	10:14:49.753	4	Honda CBR1000RR
1	Josh WAINWRIGHT	49.793	10:16:32.661	6	Honda CBR1000RR
1	Josh WAINWRIGHT	49.750	10:20:11.737	9	Honda CBR1000RR
1	Josh WAINWRIGHT	48.534	10:21:50.827	11	Honda CBR1000RR

BMCRC - MRO Championships 2022 - Rnd 9 @ Brands Hatch Indy

Reactive Parts MRO Powerbikes inc Clubman 1000

QUALIFYING - STATISTICS

CLASS : C

7 Starters

Fastest Lap History

NO	NAME	LAP TIME	TIME OF DAY	LAP	VEHICLE
22	Phil ROOKE	1:00.511	10:11:09.465	1	Kawasaki ZX10R
86	Frederico LOPES	58.484	10:11:27.301	1	Yamaha R1
100	Antony HUNTER	57.586	10:11:54.472	1	Kawasaki ZX10R
22	Phil ROOKE	56.031	10:12:05.496	2	Kawasaki ZX10R
100	Antony HUNTER	54.839	10:12:49.308	2	Kawasaki ZX10R
22	Phil ROOKE	54.200	10:12:59.695	3	Kawasaki ZX10R
86	Frederico LOPES	53.716	10:13:18.161	3	Yamaha R1
100	Antony HUNTER	53.389	10:13:42.699	3	Kawasaki ZX10R
86	Frederico LOPES	53.143	10:14:11.308	4	Yamaha R1
86	Frederico LOPES	52.438	10:15:03.746	5	Yamaha R1
100	Antony HUNTER	52.215	10:17:20.110	7	Kawasaki ZX10R
22	Phil ROOKE	52.167	10:17:24.571	8	Kawasaki ZX10R
22	Phil ROOKE	51.643	10:19:09.627	10	Kawasaki ZX10R
53	Seamus McGLYNN	50.772	10:20:44.546	11	Yamaha R1

BMCRC - MRO Championships 2022 - Rnd 9 @ Brands Hatch Indy

Reactive Parts MRO Powerbikes inc Clubman 1000

RACE 5 - GRID (14 Laps)



ROW 7	21		20		19	333 Andrew HOUGHTON	58.441
ROW 6	18	47 Daryl DANCE	17	45 Chad HASHMI	16	334 Anthony BRANDISH	58.654
							1:01.768
ROW 5	15	79 Jason BURRILL	14	66 Stephen HARVEY	13	98 Rick DICKINSON	54.302
							54.488
							54.503
ROW 4	12	110 Michael CLARKE	11	449 Luke WALLINGTON	10	37 James BULL	52.455
							53.276
							52.926
ROW 3	9	86 Frederico LOPES	8	100 Antony HUNTER	7	21 Jack CROUCHER	51.922
							52.438
							52.215
ROW 2	6	22 Phil ROOKE	5	53 Seamus McGLYNN	4	711 Ritchie THORNTON	50.540
							51.643
							50.772
ROW 1	3	48 Nicky WILSON	2	2 Peter BAKER	1	1 Josh WAINWRIGHT	48.534
							50.252
							49.806
							Pole

Brands Hatch Indy: 1.2079 miles

These results are provisional until the conclusion of any judicial and technical matters.

Clerk Of Course :	Stewards :	Timekeeper : <i>Craig Smith</i>
-------------------	------------	------------------------------------

Results can be found at www.tsl-timing.com

Printed - 10:32 Saturday, 01 October 2022



BMCRC - MRO Championships 2022 - Rnd 9 @ Brands Hatch Indy

Reactive Parts MRO Powerbikes inc Clubman 1000

RACE 5 - CLASSIFICATION



POS	NO	CL	PIC NAME	ENTRY	LAPS	TIME	GAP	DIFF	MPH	BEST	ON
1	1		1 Josh WAINWRIGHT	Honda CBR1000RR - JW MOT Centre	14	11:17.714			89.83	47.778	11
2	48		2 Nicky WILSON	Suzuki GSXR 1000 - Demon GP/Haslemere Motorcy	14	11:23.549	5.835	5.835	89.06	47.916	6
3	2		3 Peter BAKER	Kawasaki ZX10R - TJ & Peter Baker MC/Dodfrey En	14	11:29.612	11.898	6.063	88.28	48.672	12
4	711		4 Ritchie THORNTON	Kawasaki ZX10R - Team 71	14	11:31.481	13.767	1.869	88.04	48.627	13
5	21		5 Jack CROUCHER	Kawasaki ZX10R - Trendy lofts	14	11:33.109	15.395	1.628	87.83	48.689	5
6	449	C	1 Luke WALLINGTON	Yamaha R1 - BW Bespoke Developments Ltd	14	11:33.343	15.629	0.234	87.80	48.665	14
7	37		6 James BULL	MV Agusta - team bull racing	14	11:33.632	15.918	0.289	87.77	48.846	10
8	98		7 Rick DICKINSON	Ducati PANIGALE V4 - MotorcycleRaceParts.co.uk	14	11:34.125	16.411	0.493	87.70	48.820	12
9	53	C	2 Seamus McGLYNN	Yamaha R1 -	14	11:36.738	19.024	2.613	87.37	49.016	14
10	100	C	3 Antony HUNTER	Kawasaki ZX10R - Uncletoms motoring centre	14	11:55.529	37.815	18.791	85.08	50.237	12
11	110	C	4 Michael CLARKE	Yamaha R1 - BIKEBASE - MX5 PARTS WAREHOU:	14	12:04.206	46.492	8.677	84.06	50.675	6
12	86	C	5 Frederico LOPES	Yamaha R1 - FLR Procurement Ltd	14	12:04.336	46.622	0.130	84.04	50.182	14
13	333		8 Andrew HOUGHTON	BMW S1000RR - Bahnstomer BMW	13	11:22.315	1 Lap	1 Lap	82.85	51.113	10
14	79		9 Jason BURRILL	Ducati PANIGALE V2 -	13	11:27.253	1 Lap	4.938	82.25	51.808	7
15	66		10 Stephen HARVEY	Kawasaki ZX10 -	13	11:50.413	1 Lap	23.160	79.57	53.005	5

NOT CLASSIFIED

DNF	22	C	Phil ROOKE	Kawasaki ZX10R - GW HIGHWAYS & CLEARWAY	12	10:00.569	2 Laps	1 Lap	86.88	49.039	8
DNF	334	C	Anthony BRANDISH	Suzuki GSXR 1000 - BW bespoke developments ltd	11	9:38.089	3 Laps	1 Lap	82.74	51.375	4
DNF	45		Chad HASHMI	Suzuki GSXR1000 -	6	5:11.555	8 Laps	5 Laps	83.74	50.181	5

FASTEST LAP

1	Josh WAINWRIGHT	Honda CBR1000RR - JW MOT Centre	11	47.778	91.01 mph	146.47 kph
449	C Luke WALLINGTON	Yamaha R1 - BW Bespoke Developments Ltd	14	48.665	89.35 mph	143.80 kph

Class - 92.5% of Race Speed = 83.09 mph
 Class C - 92.5% of Race Speed = 81.21 mph

Weather / Track : Cloudy / Dry

These results are provisional until the conclusion of any judicial and technical matters.

Race Distance: 14 Laps / 16.91 miles

Brands Hatch Indy: 1.2079 miles

Date: 01/10/2022 Start: 13:09 Finish: 13:21

Clerk Of Course :

Stewards :

Timekeeper :

Craig Smith

Results can be found at www.tsl-timing.com

Printed - 13:24 Saturday, 01 October 2022



BMCRC - MRO Championships 2022 - Rnd 9 @ Brands Hatch Indy

Reactive Parts MRO Powerbikes inc Clubman 1000

RACE 5 - LAP CHART

LAP 1 @ 13:10:50.079		
NO	BEHIND	LAP TIME

1		52.487
48	0.855	53.342
2	1.002	53.489
711	1.547	54.034
21	2.298	54.785
53	2.388	54.875
449	2.759	55.246
22	2.845	55.332
37	3.294	55.781
98	4.251	56.738
110	4.764	57.251
100	4.889	57.376
45	6.308	58.795
334	6.629	59.116
333	7.277	59.764
86	7.577	1:00.064
79	7.934	1:00.421
66	8.584	1:01.071

LAP 2 @ 13:11:38.004		
NO	BEHIND	LAP TIME

1		47.925
48	1.426	48.496
2	1.998	48.921
711	2.890	49.268
21	3.089	48.716
53	3.731	49.268
449	4.309	49.475
37	4.559	49.190
22	4.622	49.702
98	5.636	49.310
110	7.821	50.982
100	8.119	51.155
45	8.904	50.521
334	10.426	51.722
333	11.338	51.986
86	11.513	51.861
79	12.114	52.105
66	14.328	53.669

LAP 3 @ 13:12:25.936		
NO	BEHIND	LAP TIME

1		47.932
48	2.090	48.596
2	2.787	48.721
711	3.726	48.768
21	3.949	48.792
53	5.050	49.251
449	5.491	49.114
37	5.685	49.058
22	5.900	49.210
98	6.776	49.072
100	11.065	50.878
110	11.123	51.234
45	11.322	50.350
334	14.018	51.524
86	14.401	50.820
333	15.631	52.225
79	16.034	51.852
66	19.640	53.244

LAP 4 @ 13:13:13.987		
NO	BEHIND	LAP TIME

1		48.051
48	2.064	48.025
2	3.658	48.922
711	4.665	48.990
21	4.735	48.837
53	6.106	49.107
37	6.570	48.936
449	6.807	49.367
22	6.955	49.106
98	7.765	49.040
100	13.398	50.384
110	13.991	50.919
45	14.170	50.899
334	17.342	51.375
86	17.834	51.484
333	19.742	52.162
79	20.095	52.112
66	25.130	53.541

LAP 5 @ 13:14:02.153		
NO	BEHIND	LAP TIME

1		48.166
48	1.920	48.022
2	4.314	48.822
711	5.258	48.689
21	5.567	49.068
53	7.057	49.117
37	7.579	49.175
449	7.722	49.081
22	7.831	49.042
98	8.515	48.916
100	15.629	50.397
45	16.185	50.181
110	16.630	50.805
334	20.669	51.493
86	20.749	51.081
333	23.414	51.838
79	23.915	51.986
66	29.969	53.005

LAP 6 @ 13:14:50.788		
NO	BEHIND	LAP TIME

1		48.635
48	1.201	47.916
2	4.608	48.929
711	6.285	49.662
21	6.368	49.436
37	8.405	49.461
53	8.476	50.054
449	8.578	49.491
22	8.668	49.472
98	9.113	49.233
100	17.525	50.531
45	18.359	50.809
110	18.670	50.675
86	23.118	51.004
334	23.857	51.823
333	26.664	51.885
79	27.276	51.996
66	34.391	53.057

LAP 7 @ 13:15:38.671		
NO	BEHIND	LAP TIME

1		47.883
48	1.315	47.997
2	5.708	48.983
711	7.721	49.319
21	7.869	49.384
37	9.601	49.079
449	9.728	49.033
22	10.005	49.220
98	10.500	49.270
53	10.977	50.384
100	20.152	50.510
110	22.472	51.685
86	26.517	51.282
334	27.895	51.921
333	30.606	51.825
79	31.201	51.808
66	40.099	53.591

LAP 8 @ 13:16:26.655		
NO	BEHIND	LAP TIME

1		47.984
48	1.354	48.023
2	6.983	49.259
711	9.145	49.408
21	9.369	49.484
37	10.627	49.010
449	10.770	49.026
22	11.060	49.039
98	11.566	49.050
53	12.185	49.192
100	22.542	50.374
110	25.636	51.148
86	29.527	50.994
334	32.018	52.107
333	34.665	52.043
79	35.272	52.055

LAP 9 @ 13:17:14.763		
NO	BEHIND	LAP TIME

1		48.108
66	1 Lap	56.423
48	1.468	48.222
2	8.027	49.152
711	10.453	49.192
21	10.475	49.438
37	11.587	49.068
449	11.781	49.119
98	12.428	48.970
22	12.773	49.821
53	13.197	49.120
100	25.122	50.688
110	28.410	50.882
86	32.663	51.244
334	36.500	52.590
333	38.219	51.662
79	39.502	52.338

LAP 10 @ 13:18:02.653		
NO	BEHIND	LAP TIME

1		47.890
48	1.941	48.363

66	1 Lap	54.121
2	9.145	49.008
711	11.219	48.656
21	11.921	49.336
37	12.543	48.846
449	12.793	48.902
98	13.441	48.903
22	14.270	49.387
53	14.574	49.267
100	27.519	50.287
110	31.289	50.769
86	36.155	51.382
334	40.855	52.245
333	41.442	51.113
79	43.633	52.021

LAP 11 @ 13:18:50.431		
NO	BEHIND	LAP TIME

1		47.778
48	2.604	48.441
2	10.329	48.962
711	12.349	48.908
21	13.378	49.235
37	13.820	49.055
449	13.957	48.942
66	1 Lap	55.251
98	14.518	48.855
22	16.253	49.761
53	16.326	49.530
100	30.523	50.782
110	35.315	51.804
86	39.436	51.059
334	45.250	52.173
333	45.777	52.113

LAP 12 @ 13:19:38.354		
NO	BEHIND	LAP TIME

1		47.923
79	1 Lap	52.885
48	3.411	48.730
2	11.078	48.672
711	13.394	48.968
21	14.671	49.216
37	14.957	49.060
449	15.046	49.012
98	15.415	48.820
53	17.769	49.366
22	19.807	51.477
66	1 Lap	54.422
100	32.837	50.237
110	38.981	51.589
86	42.603	51.090

LAP 13 @ 13:20:26.676		
NO	BEHIND	LAP TIME

1		48.322
333	1 Lap	52.212
48	4.856	49.767
79	1 Lap	53.025
2	11.763	49.007
711	13.699	48.627
21	15.054	48.705
449	15.594	48.870
37	15.661	49.026

98	16.017	48.924
53	18.638	49.191
66	1 Lap	54.515
100	35.310	50.795
110	42.592	51.933
86	45.070	50.789

LAP 14 @ 13:21:15.306		
NO	BEHIND	LAP TIME

1		48.630
333	1 Lap	51.487
48	5.835	49.609
79	1 Lap	52.649
2	11.898	48.765
711	13.767	48.698
21	15.395	48.971
449	15.629	48.665
37	15.918	48.887
98	16.411	49.024
53	19.024	49.016
66	1 Lap	54.503
100	37.815	51.135
110	46.492	52.530
86	46.622	50.182

BMCRC - MRO Championships 2022 - Rnd 9 @ Brands Hatch Indy

Reactive Parts MRO Powerbikes inc Clubman 1000

RACE 5 - SECTOR ANALYSIS



SECTOR 1 = FL to I1, SECTOR 2 = I1 to FL, DIFF = Difference To Personal Best Lap, P = Crossed Finish Line in Pit Lane, D = Time Disallowed

P1 1		Josh WAINWRIGHT		Honda CBR1000RR - JW MOT Centre		
IDEAL LAP TIME : 47.770		BEST LAP TIME : 47.778		DIFFERENCE : 0.008		
LAP	SECTOR 1	SECTOR 2	LAP TIME	MPH	DIFF	TIME OF DAY
1 -		19.266	52.487	82.84	4.709	13:10:50.079
2 -	28.718	19.207	47.925	90.73	0.147	13:11:38.004
3 -	28.764	19.168	47.932	90.72	0.154	13:12:25.936
4 -	28.821	19.230	48.051	90.49	0.273	13:13:13.987
5 -	28.926	19.240	48.166	90.28	0.388	13:14:02.153
6 -	29.295	19.340	48.635	89.41	0.857	13:14:50.788
7 -	28.757	19.126	47.883 (2)	90.81	0.105	13:15:38.671
8 -	28.836	19.148	47.984	90.62	0.206	13:16:26.655
9 -	28.816	19.292	48.108	90.39	0.330	13:17:14.763
10 -	28.811	19.079	47.890 (3)	90.80	0.112	13:18:02.653
11 -	28.691	19.087	47.778 (1)	91.01		13:18:50.431
12 -	28.698	19.225	47.923	90.74	0.145	13:19:38.354
13 -	29.082	19.240	48.322	89.99	0.544	13:20:26.676
14 -	29.216	19.414	48.630	89.42	0.852	13:21:15.306

P2 48		Nicky WILSON		Suzuki GSXR 1000 - Demon GP/Haslemere Motorcycles		
IDEAL LAP TIME : 47.852		BEST LAP TIME : 47.916		DIFFERENCE : 0.064		
LAP	SECTOR 1	SECTOR 2	LAP TIME	MPH	DIFF	TIME OF DAY
1 -		19.399	53.342	81.52	5.426	13:10:50.934
2 -	29.193	19.303	48.496	89.66	0.580	13:11:39.430
3 -	29.306	19.290	48.596	89.48	0.680	13:12:28.026
4 -	28.939	19.086	48.025	90.54	0.109	13:13:16.051
5 -	28.899	19.123	48.022 (3)	90.55	0.106	13:14:04.073
6 -	28.890	19.026	47.916 (1)	90.75		13:14:51.989
7 -	28.916	19.081	47.997 (2)	90.60	0.081	13:15:39.986
8 -	28.826	19.197	48.023	90.55	0.107	13:16:28.009
9 -	29.041	19.181	48.222	90.17	0.306	13:17:16.231
10 -	29.054	19.309	48.363	89.91	0.447	13:18:04.594
11 -	29.077	19.364	48.441	89.77	0.525	13:18:53.035
12 -	29.301	19.429	48.730	89.23	0.814	13:19:41.765
13 -	29.672	20.095	49.767	87.37	1.851	13:20:31.532
14 -	29.611	19.998	49.609	87.65	1.693	13:21:21.141

P3 2		Peter BAKER		Kawasaki ZX10R - TJ & Peter Baker MC/Dodfrey Eng		
IDEAL LAP TIME : 48.388		BEST LAP TIME : 48.672		DIFFERENCE : 0.284		
LAP	SECTOR 1	SECTOR 2	LAP TIME	MPH	DIFF	TIME OF DAY
1 -		19.270	53.489	81.29	4.817	13:10:51.081
2 -	29.561	19.360	48.921	88.89	0.249	13:11:40.002
3 -	29.118	19.603	48.721 (2)	89.25	0.049	13:12:28.723
4 -	29.324	19.598	48.922	88.88	0.250	13:13:17.645
5 -	29.340	19.482	48.822	89.07	0.150	13:14:06.467
6 -	29.361	19.568	48.929	88.87	0.257	13:14:55.396
7 -	29.317	19.666	48.983	88.77	0.311	13:15:44.379
8 -	29.617	19.642	49.259	88.28	0.587	13:16:33.638
9 -	29.433	19.719	49.152	88.47	0.480	13:17:22.790
10 -	29.293	19.715	49.008	88.73	0.336	13:18:11.798
11 -	29.440	19.522	48.962	88.81	0.290	13:19:00.760
12 -	29.227	19.445	48.672 (1)	89.34		13:19:49.432
13 -	29.374	19.633	49.007	88.73	0.335	13:20:38.439
14 -	29.289	19.476	48.765 (3)	89.17	0.093	13:21:27.204

BMCRC - MRO Championships 2022 - Rnd 9 @ Brands Hatch Indy

Reactive Parts MRO Powerbikes inc Clubman 1000

RACE 5 - SECTOR ANALYSIS



SECTOR 1 = FL to I1, SECTOR 2 = I1 to FL, DIFF = Difference To Personal Best Lap, P = Crossed Finish Line in Pit Lane, D = Time Disallowed

P4 711		Ritchie THORNTON		Kawasaki ZX10R - Team 71		
IDEAL LAP TIME : 48.476		BEST LAP TIME : 48.627		DIFFERENCE : 0.151		
LAP	SECTOR 1	SECTOR 2	LAP TIME	MPH	DIFF	TIME OF DAY
1 -		19.516	54.034	80.47	5.407	13:10:51.626
2 -	29.820	19.448	49.268	88.26	0.641	13:11:40.894
3 -	29.426	19.342	48.768	89.16	0.141	13:12:29.662
4 -	29.556	19.434	48.990	88.76	0.363	13:13:18.652
5 -	29.550	19.518	49.068	88.62	0.441	13:14:07.720
6 -	29.870	19.566	49.436	87.96	0.809	13:14:57.156
7 -	29.897	19.487	49.384	88.05	0.757	13:15:46.540
8 -	29.806	19.678	49.484	87.87	0.857	13:16:36.024
9 -	29.659	19.533	49.192	88.40	0.565	13:17:25.216
10 -	29.299	19.357	48.656 (2)	89.37	0.029	13:18:13.872
11 -	29.179	19.729	48.908	88.91	0.281	13:19:02.780
12 -	29.456	19.512	48.968	88.80	0.341	13:19:51.748
13 -	29.134	19.493	48.627 (1)	89.42		13:20:40.375
14 -	29.219	19.479	48.698 (3)	89.29	0.071	13:21:29.073

P5 21		Jack CROUCHER		Kawasaki ZX10R - Trendy lofts		
IDEAL LAP TIME : 48.421		BEST LAP TIME : 48.689		DIFFERENCE : 0.268		
LAP	SECTOR 1	SECTOR 2	LAP TIME	MPH	DIFF	TIME OF DAY
1 -		19.631	54.785	79.37	6.096	13:10:52.377
2 -	29.370	19.346	48.716 (3)	89.26	0.027	13:11:41.093
3 -	29.413	19.379	48.792	89.12	0.103	13:12:29.885
4 -	29.595	19.242	48.837	89.04	0.148	13:13:18.722
5 -	29.239	19.450	48.689 (1)	89.31		13:14:07.411
6 -	29.798	19.864	49.662	87.56	0.973	13:14:57.073
7 -	29.781	19.538	49.319	88.17	0.630	13:15:46.392
8 -	29.748	19.660	49.408	88.01	0.719	13:16:35.800
9 -	29.678	19.760	49.438	87.96	0.749	13:17:25.238
10 -	29.673	19.663	49.336	88.14	0.647	13:18:14.574
11 -	29.403	19.832	49.235	88.32	0.546	13:19:03.809
12 -	29.640	19.576	49.216	88.35	0.527	13:19:53.025
13 -	29.179	19.526	48.705 (2)	89.28	0.016	13:20:41.730
14 -	29.318	19.653	48.971	88.79	0.282	13:21:30.701

P6 449 C		Luke WALLINGTON		Yamaha R1 - BW Bespoke Developments Ltd		
IDEAL LAP TIME : 48.657		BEST LAP TIME : 48.665		DIFFERENCE : 0.008		
LAP	SECTOR 1	SECTOR 2	LAP TIME	MPH	DIFF	TIME OF DAY
1 -		19.885	55.246	78.71	6.581	13:10:52.838
2 -	29.730	19.745	49.475	87.89	0.810	13:11:42.313
3 -	29.487	19.627	49.114	88.54	0.449	13:12:31.427
4 -	29.869	19.498	49.367	88.08	0.702	13:13:20.794
5 -	29.443	19.638	49.081	88.60	0.416	13:14:09.875
6 -	29.549	19.942	49.491	87.86	0.826	13:14:59.366
7 -	29.526	19.507	49.033	88.68	0.368	13:15:48.399
8 -	29.460	19.566	49.026	88.69	0.361	13:16:37.425
9 -	29.514	19.605	49.119	88.53	0.454	13:17:26.544
10 -	29.451	19.451	48.902 (3)	88.92	0.237	13:18:15.446
11 -	29.316	19.626	48.942	88.85	0.277	13:19:04.388
12 -	29.380	19.632	49.012	88.72	0.347	13:19:53.400
13 -	29.258	19.612	48.870 (2)	88.98	0.205	13:20:42.270
14 -	29.206	19.459	48.665 (1)	89.35		13:21:30.935

BMCRC - MRO Championships 2022 - Rnd 9 @ Brands Hatch Indy

Reactive Parts MRO Powerbikes inc Clubman 1000

RACE 5 - SECTOR ANALYSIS



SECTOR 1 = FL to I1, SECTOR 2 = I1 to FL, DIFF = Difference To Personal Best Lap, P = Crossed Finish Line in Pit Lane, D = Time Disallowed

P7 37 James BULL		MV Agusta - team bull racing				
IDEAL LAP TIME : 48.626		BEST LAP TIME : 48.846		DIFFERENCE : 0.220		
LAP	SECTOR 1	SECTOR 2	LAP TIME	MPH	DIFF	TIME OF DAY
1 -		19.461	55.781	77.95	6.935	13:10:53.373
2 -	29.594	19.596	49.190	88.40	0.344	13:11:42.563
3 -	29.487	19.571	49.058	88.64	0.212	13:12:31.621
4 -	29.619	19.317	48.936 (3)	88.86	0.090	13:13:20.557
5 -	29.315	19.860	49.175	88.43	0.329	13:14:09.732
6 -	29.542	19.919	49.461	87.91	0.615	13:14:59.193
7 -	29.529	19.550	49.079	88.60	0.233	13:15:48.272
8 -	29.451	19.559	49.010	88.72	0.164	13:16:37.282
9 -	29.443	19.625	49.068	88.62	0.222	13:17:26.350
10 -	29.320	19.526	48.846 (1)	89.02		13:18:15.196
11 -	29.350	19.705	49.055	88.64	0.209	13:19:04.251
12 -	29.405	19.655	49.060	88.63	0.214	13:19:53.311
13 -	29.381	19.645	49.026	88.69	0.180	13:20:42.337
14 -	29.576	19.311	48.887 (2)	88.95	0.041	13:21:31.224

P8 98 Rick DICKINSON		Ducati PANIGALE V4 - MotorcycleRaceParts.co.uk				
IDEAL LAP TIME : 48.705		BEST LAP TIME : 48.820		DIFFERENCE : 0.115		
LAP	SECTOR 1	SECTOR 2	LAP TIME	MPH	DIFF	TIME OF DAY
1 -		19.900	56.738	76.64	7.918	13:10:54.330
2 -	29.719	19.591	49.310	88.18	0.490	13:11:43.640
3 -	29.510	19.562	49.072	88.61	0.252	13:12:32.712
4 -	29.424	19.616	49.040	88.67	0.220	13:13:21.752
5 -	29.384	19.532	48.916	88.89	0.096	13:14:10.668
6 -	29.477	19.756	49.233	88.32	0.413	13:14:59.901
7 -	29.609	19.661	49.270	88.26	0.450	13:15:49.171
8 -	29.288	19.762	49.050	88.65	0.230	13:16:38.221
9 -	29.420	19.550	48.970	88.80	0.150	13:17:27.191
10 -	29.381	19.522	48.903 (3)	88.92	0.083	13:18:16.094
11 -	29.222	19.633	48.855 (2)	89.01	0.035	13:19:04.949
12 -	29.185	19.635	48.820 (1)	89.07		13:19:53.769
13 -	29.183	19.741	48.924	88.88	0.104	13:20:42.693
14 -	29.288	19.736	49.024	88.70	0.204	13:21:31.717

P9 53 C Seamus McGLYNN		Yamaha R1 -				
IDEAL LAP TIME : 48.846		BEST LAP TIME : 49.016		DIFFERENCE : 0.170		
LAP	SECTOR 1	SECTOR 2	LAP TIME	MPH	DIFF	TIME OF DAY
1 -		19.975	54.875	79.24	5.859	13:10:52.467
2 -	29.699	19.569	49.268	88.26	0.252	13:11:41.735
3 -	29.586	19.665	49.251	88.29	0.235	13:12:30.986
4 -	29.519	19.588	49.107 (2)	88.55	0.091	13:13:20.093
5 -	29.435	19.682	49.117 (3)	88.53	0.101	13:14:09.210
6 -	29.986	20.068	50.054	86.87	1.038	13:14:59.264
7 -	30.522	19.862	50.384	86.30	1.368	13:15:49.648
8 -	29.633	19.559	49.192	88.40	0.176	13:16:38.840
9 -	29.546	19.574	49.120	88.53	0.104	13:17:27.960
10 -	29.649	19.618	49.267	88.26	0.251	13:18:17.227
11 -	29.927	19.603	49.530	87.79	0.514	13:19:06.757
12 -	29.604	19.762	49.366	88.08	0.350	13:19:56.123
13 -	29.482	19.709	49.191	88.40	0.175	13:20:45.314
14 -	29.287	19.729	49.016 (1)	88.71		13:21:34.330

BMCRC - MRO Championships 2022 - Rnd 9 @ Brands Hatch Indy

Reactive Parts MRO Powerbikes inc Clubman 1000

RACE 5 - SECTOR ANALYSIS



SECTOR 1 = FL to I1, SECTOR 2 = I1 to FL, DIFF = Difference To Personal Best Lap, P = Crossed Finish Line in Pit Lane, D = Time Disallowed

P10 100 C		Antony HUNTER		Kawasaki ZX10R - Uncletoms motoring centre		
IDEAL LAP TIME : 50.234		BEST LAP TIME : 50.237		DIFFERENCE : 0.003		
LAP	SECTOR 1	SECTOR 2	LAP TIME	MPH	DIFF	TIME OF DAY
1 -		20.243	57.376	75.79	7.139	13:10:54.968
2 -	30.727	20.428	51.155	85.00	0.918	13:11:46.123
3 -	30.624	20.254	50.878	85.47	0.641	13:12:37.001
4 -	30.285	20.099	50.384	86.30	0.147	13:13:27.385
5 -	30.416	19.981	50.397	86.28	0.160	13:14:17.782
6 -	30.472	20.059	50.531	86.05	0.294	13:15:08.313
7 -	30.426	20.084	50.510	86.09	0.273	13:15:58.823
8 -	30.347	20.027	50.374 (3)	86.32	0.137	13:16:49.197
9 -	30.416	20.272	50.688	85.79	0.451	13:17:39.885
10 -	30.311	19.976	50.287 (2)	86.47	0.050	13:18:30.172
11 -	30.443	20.339	50.782	85.63	0.545	13:19:20.954
12 -	30.288	19.949	50.237 (1)	86.56		13:20:11.191
13 -	30.783	20.012	50.795	85.61	0.558	13:21:01.986
14 -	30.583	20.552	51.135	85.04	0.898	13:21:53.121

P11 110 C		Michael CLARKE		Yamaha R1 - BIKEBASE - MX5 PARTS WAREHOUSE		
IDEAL LAP TIME : 50.474		BEST LAP TIME : 50.675		DIFFERENCE : 0.201		
LAP	SECTOR 1	SECTOR 2	LAP TIME	MPH	DIFF	TIME OF DAY
1 -		20.337	57.251	75.95	6.576	13:10:54.843
2 -	30.704	20.278	50.982	85.29	0.307	13:11:45.825
3 -	30.693	20.541	51.234	84.87	0.559	13:12:37.059
4 -	30.622	20.297	50.919	85.40	0.244	13:13:27.978
5 -	30.939	19.866	50.805 (3)	85.59	0.130	13:14:18.783
6 -	30.710	19.965	50.675 (1)	85.81		13:15:09.458
7 -	30.932	20.753	51.685	84.13	1.010	13:16:01.143
8 -	30.885	20.263	51.148	85.02	0.473	13:16:52.291
9 -	30.801	20.081	50.882	85.46	0.207	13:17:43.173
10 -	30.608	20.161	50.769 (2)	85.65	0.094	13:18:33.942
11 -	31.214	20.590	51.804	83.94	1.129	13:19:25.746
12 -	31.052	20.537	51.589	84.29	0.914	13:20:17.335
13 -	31.392	20.541	51.933	83.73	1.258	13:21:09.268
14 -	32.032	20.498	52.530	82.78	1.855	13:22:01.798

P12 86 C		Frederico LOPES		Yamaha R1 - FLR Procurement Ltd		
IDEAL LAP TIME : 50.182		BEST LAP TIME : 50.182		DIFFERENCE : 0.000		
LAP	SECTOR 1	SECTOR 2	LAP TIME	MPH	DIFF	TIME OF DAY
1 -		21.058	1:00.064	72.39	9.882	13:10:57.656
2 -	31.316	20.545	51.861	83.85	1.679	13:11:49.517
3 -	30.535	20.285	50.820 (3)	85.56	0.638	13:12:40.337
4 -	31.205	20.279	51.484	84.46	1.302	13:13:31.821
5 -	30.910	20.171	51.081	85.13	0.899	13:14:22.902
6 -	30.652	20.352	51.004	85.26	0.822	13:15:13.906
7 -	30.712	20.570	51.282	84.79	1.100	13:16:05.188
8 -	30.550	20.444	50.994	85.27	0.812	13:16:56.182
9 -	30.760	20.484	51.244	84.86	1.062	13:17:47.426
10 -	30.613	20.769	51.382	84.63	1.200	13:18:38.808
11 -	30.443	20.616	51.059	85.16	0.877	13:19:29.867
12 -	30.451	20.639	51.090	85.11	0.908	13:20:20.957
13 -	30.286	20.503	50.789 (2)	85.62	0.607	13:21:11.746
14 -	30.267	19.915	50.182 (1)	86.65		13:22:01.928

BMCRC - MRO Championships 2022 - Rnd 9 @ Brands Hatch Indy

Reactive Parts MRO Powerbikes inc Clubman 1000

RACE 5 - SECTOR ANALYSIS



SECTOR 1 = FL to I1, SECTOR 2 = I1 to FL, DIFF = Difference To Personal Best Lap, P = Crossed Finish Line in Pit Lane, D = Time Disallowed

P13 333		Andrew HOUGHTON		BMW S1000RR - Bahnstormer BMW			
IDEAL LAP TIME : 51.113		BEST LAP TIME : 51.113		DIFFERENCE : 0.000			
LAP	SECTOR 1	SECTOR 2	LAP TIME	MPH	DIFF	TIME OF DAY	
1 -		20.995	59.764	72.76	8.651	13:10:57.356	
2 -	31.388	20.598	51.986	83.64	0.873	13:11:49.342	
3 -	31.415	20.810	52.225	83.26	1.112	13:12:41.567	
4 -	31.521	20.641	52.162	83.36	1.049	13:13:33.729	
5 -	31.220	20.618	51.838	83.88	0.725	13:14:25.567	
6 -	31.173	20.712	51.885	83.81	0.772	13:15:17.452	
7 -	31.209	20.616	51.825	83.90	0.712	13:16:09.277	
8 -	31.286	20.757	52.043	83.55	0.930	13:17:01.320	
9 -	31.075	20.587	51.662 (3)	84.17	0.549	13:17:52.982	
10 -	30.862	20.251	51.113 (1)	85.07		13:18:44.095	
11 -	31.599	20.514	52.113	83.44	1.000	13:19:36.208	
12 -	31.681	20.531	52.212	83.28	1.099	13:20:28.420	
13 -	30.985	20.502	51.487 (2)	84.46	0.374	13:21:19.907	

P14 79		Jason BURRILL		Ducati PANIGALE V2 -			
IDEAL LAP TIME : 51.737		BEST LAP TIME : 51.808		DIFFERENCE : 0.071			
LAP	SECTOR 1	SECTOR 2	LAP TIME	MPH	DIFF	TIME OF DAY	
1 -		21.262	1:00.421	71.97	8.613	13:10:58.013	
2 -	31.498	20.607	52.105	83.45	0.297	13:11:50.118	
3 -	31.443	20.409	51.852 (2)	83.86	0.044	13:12:41.970	
4 -	31.671	20.441	52.112	83.44	0.304	13:13:34.082	
5 -	31.550	20.436	51.986 (3)	83.64	0.178	13:14:26.068	
6 -	31.508	20.488	51.996	83.63	0.188	13:15:18.064	
7 -	31.385	20.423	51.808 (1)	83.93		13:16:09.872	
8 -	31.552	20.503	52.055	83.53	0.247	13:17:01.927	
9 -	31.732	20.606	52.338	83.08	0.530	13:17:54.265	
10 -	31.328	20.693	52.021	83.59	0.213	13:18:46.286	
11 -	31.774	21.111	52.885	82.22	1.077	13:19:39.171	
12 -	32.037	20.988	53.025	82.01	1.217	13:20:32.196	
13 -	31.886	20.763	52.649	82.59	0.841	13:21:24.845	

P15 66		Stephen HARVEY		Kawasaki ZX10 -			
IDEAL LAP TIME : 52.884		BEST LAP TIME : 53.005		DIFFERENCE : 0.121			
LAP	SECTOR 1	SECTOR 2	LAP TIME	MPH	DIFF	TIME OF DAY	
1 -		21.354	1:01.071	71.20	8.066	13:10:58.663	
2 -	32.230	21.439	53.669	81.02	0.664	13:11:52.332	
3 -	32.226	21.018	53.244 (3)	81.67	0.239	13:12:45.576	
4 -	32.269	21.272	53.541	81.22	0.536	13:13:39.117	
5 -	32.090	20.915	53.005 (1)	82.04		13:14:32.122	
6 -	31.969	21.088	53.057 (2)	81.96	0.052	13:15:25.179	
7 -	32.297	21.294	53.591	81.14	0.586	13:16:18.770	
8 -	34.829	21.594	56.423	77.07	3.418	13:17:15.193	
9 -	32.737	21.384	54.121	80.34	1.116	13:18:09.314	
10 -	33.267	21.984	55.251	78.70	2.246	13:19:04.565	
11 -	32.526	21.896	54.422	79.90	1.417	13:19:58.987	
12 -	33.228	21.287	54.515	79.76	1.510	13:20:53.502	
13 -	32.661	21.842	54.503	79.78	1.498	13:21:48.005	

BMCRC - MRO Championships 2022 - Rnd 9 @ Brands Hatch Indy

Reactive Parts MRO Powerbikes inc Clubman 1000

RACE 5 - SECTOR ANALYSIS



SECTOR 1 = FL to I1, SECTOR 2 = I1 to FL, DIFF = Difference To Personal Best Lap, P = Crossed Finish Line in Pit Lane, D = Time Disallowed

P16 22 C		Phil ROOKE		Kawasaki ZX10R - GW HIGHWAYS & CLEARWAY TRAFFIC S			
IDEAL LAP TIME : 48.945		BEST LAP TIME : 49.039		DIFFERENCE : 0.094			
LAP	SECTOR 1	SECTOR 2	LAP TIME	MPH	DIFF	TIME OF DAY	
1 -		19.718	55.332	78.58	6.293	13:10:52.924	
2 -	30.198	19.504	49.702	87.49	0.663	13:11:42.626	
3 -	29.834	19.376	49.210	88.36	0.171	13:12:31.836	
4 -	29.737	19.369	49.106 (3)	88.55	0.067	13:13:20.942	
5 -	29.683	19.359	49.042 (2)	88.67	0.003	13:14:09.984	
6 -	29.964	19.508	49.472	87.90	0.433	13:14:59.456	
7 -	29.903	19.317	49.220	88.35	0.181	13:15:48.676	
8 -	29.628	19.411	49.039 (1)	88.67		13:16:37.715	
9 -	29.974	19.847	49.821	87.28	0.782	13:17:27.536	
10 -	29.760	19.627	49.387	88.05	0.348	13:18:16.923	
11 -	30.045	19.716	49.761	87.38	0.722	13:19:06.684	
12 -	30.298	21.179	51.477	84.47	2.438	13:19:58.161	

P17 334 C		Anthony BRANDISH		Suzuki GSXR 1000 - BW bespoke developments ltd			
IDEAL LAP TIME : 51.373		BEST LAP TIME : 51.375		DIFFERENCE : 0.002			
LAP	SECTOR 1	SECTOR 2	LAP TIME	MPH	DIFF	TIME OF DAY	
1 -		20.479	59.116	73.55	7.741	13:10:56.708	
2 -	31.275	20.447	51.722	84.07	0.347	13:11:48.430	
3 -	31.204	20.320	51.524 (3)	84.39	0.149	13:12:39.954	
4 -	31.194	20.181	51.375 (1)	84.64		13:13:31.329	
5 -	31.192	20.301	51.493 (2)	84.45	0.118	13:14:22.822	
6 -	31.306	20.517	51.823	83.91	0.448	13:15:14.645	
7 -	31.607	20.314	51.921	83.75	0.546	13:16:06.566	
8 -	31.603	20.504	52.107	83.45	0.732	13:16:58.673	
9 -	32.013	20.577	52.590	82.68	1.215	13:17:51.263	
10 -	31.596	20.649	52.245	83.23	0.870	13:18:43.508	
11 -	31.810	20.363	52.173	83.34	0.798	13:19:35.681	

P18 45		Chad HASHMI		Suzuki GSXR1000 -			
IDEAL LAP TIME : 50.181		BEST LAP TIME : 50.181		DIFFERENCE : 0.000			
LAP	SECTOR 1	SECTOR 2	LAP TIME	MPH	DIFF	TIME OF DAY	
1 -		20.384	58.795	73.96	8.614	13:10:56.387	
2 -	30.419	20.102	50.521 (3)	86.07	0.340	13:11:46.908	
3 -	30.197	20.153	50.350 (2)	86.36	0.169	13:12:37.258	
4 -	30.594	20.305	50.899	85.43	0.718	13:13:28.157	
5 -	30.152	20.029	50.181 (1)	86.65		13:14:18.338	
6 -	30.688	20.121	50.809	85.58	0.628	13:15:09.147	

BMCRC - MRO Championships 2022 - Rnd 9 @ Brands Hatch Indy

Reactive Parts MRO Powerbikes inc Clubman 1000

RACE 5 - BEST SECTORS

SECTOR 1			SECTOR 2			IDEAL / BEST COMPARISON						
POS	NO	NAME	TIME	NO	NAME	TIME	POS	NO	NAME	IDEAL	BEST	DIFF
									PERFECT LAP	47.717		
1	1	WAINWRIGHT	28.691	48	WILSON	19.026	1	1	WAINWRIGHT	47.770	47.778	0.008
2	48	WILSON	28.826	1	WAINWRIGHT	19.079	2	48	WILSON	47.852	47.916	0.064
3	2	BAKER	29.118	21	CROUCHER	19.242	3	2	BAKER	48.388	48.672	0.284
4	711	THORNTON	29.134	2	BAKER	19.270	4	21	CROUCHER	48.421	48.689	0.268
5	21	CROUCHER	29.179	37	BULL	19.311	5	711	THORNTON	48.476	48.627	0.151
6	98	DICKINSON	29.183	22	ROOKE	19.317	6	37	BULL	48.626	48.846	0.220
7	449	WALLINGTON	29.206	711	THORNTON	19.342	7	449	WALLINGTON	48.657	48.665	0.008
8	53	McGLYNN	29.287	449	WALLINGTON	19.451	8	98	DICKINSON	48.705	48.820	0.115
9	37	BULL	29.315	98	DICKINSON	19.522	9	53	McGLYNN	48.846	49.016	0.170
10	22	ROOKE	29.628	53	McGLYNN	19.559	10	22	ROOKE	48.945	49.039	0.094
11	45	HASHMI	30.152	110	CLARKE	19.866	11	45	HASHMI	50.181	50.181	0.000
12	86	LOPES	30.267	86	LOPES	19.915	12	86	LOPES	50.182	50.182	0.000
13	100	HUNTER	30.285	100	HUNTER	19.949	13	100	HUNTER	50.234	50.237	0.003
14	110	CLARKE	30.608	45	HASHMI	20.029	14	110	CLARKE	50.474	50.675	0.201
15	333	HOUGHTON	30.862	334	BRANDISH	20.181	15	333	HOUGHTON	51.113	51.113	0.000
16	334	BRANDISH	31.192	333	HOUGHTON	20.251	16	334	BRANDISH	51.373	51.375	0.002
17	79	BURRILL	31.328	79	BURRILL	20.409	17	79	BURRILL	51.737	51.808	0.071
18	66	HARVEY	31.969	66	HARVEY	20.915	18	66	HARVEY	52.884	53.005	0.121

BMCRC - MRO Championships 2022 - Rnd 9 @ Brands Hatch Indy

Reactive Parts MRO Powerbikes inc Clubman 1000

RACE 5 - STATISTICS

Competitors Started 18
Planned Start 2022-10-01 @ 12:48:00.000
Actual Start 2022-10-01 @ 13:09:57.591
Finish Time 2022-10-01 @ 13:21:15.305
Track Length 1.2079mi.
Total Laps 236
Total Distance Covered 285.0751mi.

Session Fastest Lap History

NO	CL	NAME	LAP TIME	TIME OF DAY	LAP	VEHICLE
1		Josh WAINWRIGHT	47.925	13:11:38.032	2	Honda CBR1000RR
48		Nicky WILSON	47.916	13:14:51.998	6	Suzuki GSXR 1000
1		Josh WAINWRIGHT	47.883	13:15:38.700	7	Honda CBR1000RR
1		Josh WAINWRIGHT	47.778	13:18:50.459	11	Honda CBR1000RR

Session Leader History

NO	CL	NAME	FROM LAP	LAPS LED	DISTANCE	VEHICLE
1		Josh WAINWRIGHT	1	14	16.91 miles	Honda CBR1000RR

Flag History

TYPE	TIME OF DAY
GREEN	13:09:57.591
FINISH	13:21:15.305

Flag Statistics

TYPE	COUNT	TOTAL LAPS	TOTAL TIME
Green	1	14	12:11.920
Red	0	0	0.000
Safety Car	0	0	0.000
FCY	0	0	0.000

BMCRC - MRO Championships 2022 - Rnd 9 @ Brands Hatch Indy

Reactive Parts MRO Powerbikes inc Clubman 1000

RACE 5 - STATISTICS

CLASS :

11 Starters

Fastest Lap History

NO	NAME	LAP TIME	TIME OF DAY	LAP	VEHICLE
1	Josh WAINWRIGHT	47.925	13:11:38.032	2	Honda CBR1000RR
48	Nicky WILSON	47.916	13:14:51.998	6	Suzuki GSXR 1000
1	Josh WAINWRIGHT	47.883	13:15:38.700	7	Honda CBR1000RR
1	Josh WAINWRIGHT	47.778	13:18:50.459	11	Honda CBR1000RR

Leader History

NO	NAME	FROM LAP	LAPS LED	DISTANCE	VEHICLE
1	Josh WAINWRIGHT	1	14	16.91 miles	Honda CBR1000RR

BMCRC - MRO Championships 2022 - Rnd 9 @ Brands Hatch Indy

Reactive Parts MRO Powerbikes inc Clubman 1000

RACE 5 - STATISTICS

CLASS : C

7 Starters

Fastest Lap History

NO	NAME	LAP TIME	TIME OF DAY	LAP	VEHICLE
53	Seamus McGLYNN	49.268	13:11:41.756	2	Yamaha R1
53	Seamus McGLYNN	49.251	13:12:31.007	3	Yamaha R1
449	Luke WALLINGTON	49.114	13:12:31.444	3	Yamaha R1
53	Seamus McGLYNN	49.107	13:13:20.113	4	Yamaha R1
22	Phil ROOKE	49.106	13:13:20.951	4	Kawasaki ZX10R
449	Luke WALLINGTON	49.081	13:14:09.887	5	Yamaha R1
22	Phil ROOKE	49.042	13:14:09.994	5	Kawasaki ZX10R
449	Luke WALLINGTON	49.033	13:15:48.413	7	Yamaha R1
449	Luke WALLINGTON	49.026	13:16:37.440	8	Yamaha R1
449	Luke WALLINGTON	48.902	13:18:15.462	10	Yamaha R1
449	Luke WALLINGTON	48.870	13:20:42.287	13	Yamaha R1
449	Luke WALLINGTON	48.665	13:21:30.949	14	Yamaha R1

Leader History

NO	NAME	FROM LAP	LAPS LED	DISTANCE	VEHICLE
53	Seamus McGLYNN	1	6	7.24 miles	Yamaha R1
449	Luke WALLINGTON	7	8	9.66 miles	Yamaha R1

BMCRC - MRO Championships 2022 - Rnd 9 @ Brands Hatch Indy

Reactive Parts MRO Powerbikes inc Clubman 1000

RACE 5 - GRID (16 Laps)



ROW 7	21		20		19	333	Andrew HOUGHTON	51.113					
ROW 6	18	47	Daryl DANCE	17	66	Stephen HARVEY	53.005	51.808					
				16	79	Jason BURRILL							
ROW 5		15	334	Anthony BRANDISH	51.375	14	110	Michael CLARKE	50.675	13	100	Antony HUNTER	50.237
ROW 4	12	86	Frederico LOPES	50.182	11	45	Chad HASHMI	50.181	10	22	Phil ROOKE	49.039	
ROW 3		9	53	Seamus McGLYNN	49.016	8	37	James BULL	48.846	7	98	Rick DICKINSON	48.820
ROW 2	6	21	Jack CROUCHER	48.689	5	2	Peter BAKER	48.672	4	449	Luke WALLINGTON	48.665	
ROW 1		3	711	Ritchie THORNTON	48.627	2	48	Nicky WILSON	47.916	1	1	Josh WAINWRIGHT	47.778
												Pole	

Brands Hatch Indy: 1.2079 miles

These results are provisional until the conclusion of any judicial and technical matters.

Clerk Of Course :	Stewards :	Timekeeper : <i>Craig Smith</i>
-------------------	------------	------------------------------------

Results can be found at www.tsl-timing.com

Printed - 13:25 Saturday, 01 October 2022



BMCRC - MRO Championships 2022 - Rnd 9 @ Brands Hatch Indy

Reactive Parts MRO Powerbikes inc Clubman 1000

RACE 5 - CLASSIFICATION



POS	NO	CL	PIC NAME	ENTRY	LAPS	TIME	GAP	DIFF	MPH	BEST	ON
1	1		1 Josh WAINWRIGHT	Honda CBR1000RR - JW MOT Centre	15	13:17.054			81.83	51.736	12
2	86	C	1 Frederico LOPES	Yamaha R1 - FLR Procurement Ltd	15	13:28.433	11.379	11.379	80.68	52.608	6
3	48		2 Nicky WILSON	Suzuki GSXR 1000 - Demon GP/Haslemere Motorcy	15	13:29.026	11.972	0.593	80.62	53.032	13
4	711		3 Ritchie THORNTON	Kawasaki ZX10R - Team 71	15	13:29.574	12.520	0.548	80.57	53.125	14
5	2		4 Peter BAKER	Kawasaki ZX10R - TJ & Peter Baker MC/Dodfrey En	15	13:36.640	19.586	7.066	79.87	53.433	6
6	21*		5 Jack CROUCHER	Kawasaki ZX10R - Trendy lofts	15	14:21.672	1:04.618	45.032	75.70	54.766	2
7	110	C	2 Michael CLARKE	Yamaha R1 - BIKEBASE - MX5 PARTS WAREHOU:	14	13:26.918	1 Lap	1 Lap	75.44	55.595	2

NOT CLASSIFIED

DNF	98		Rick DICKINSON	Ducati PANIGALE V4 - MotorcycleRaceParts.co.uk	5	4:41.630	10 Laps	9 Laps	77.20	54.961	3
DNF	449	C	Luke WALLINGTON	Yamaha R1 - BW Bespoke Developments Ltd	3	2:49.560	12 Laps	2 Laps	76.93	54.710	2
DNF	53	C	Seamus McGLYNN	Yamaha R1 -	2	1:56.938	13 Laps	1 Lap	74.37	56.035	2
DNF	100	C	Antony HUNTER	Kawasaki ZX10R - Uncletoms motoring centre	0						
DNF	66		Stephen HARVEY	Kawasaki ZX10 -	0						
DNF	333		Andrew HOUGHTON	BMW S1000RR - Bahnstormer BMW	0						

FASTEST LAP

	1		Josh WAINWRIGHT	Honda CBR1000RR - JW MOT Centre	12	51.736			84.05 mph	135.27 kph	
	86	C	Frederico LOPES	Yamaha R1 - FLR Procurement Ltd	6	52.608			82.66 mph	133.02 kph	

* No. 21 - 10 second penalty - jump start
 Class - 92.5% of Race Speed = 75.69 mph
 Class C - 92.5% of Race Speed = 74.62 mph

Weather / Track : Cloudy / Drying

These results are provisional until the conclusion of any judicial and technical matters.

Race Distance: 15 Laps / 18.11 miles

Brands Hatch Indy: 1.2079 miles

Date: 02/10/2022 Start: 11:40 Finish: 11:53

Clerk Of Course :	Stewards :	Timekeeper : <i>Craig Smith</i>
-------------------	------------	------------------------------------

Results can be found at www.tsl-timing.com

Printed - 11:56 Sunday, 02 October 2022



BMCRC - MRO Championships 2022 - Rnd 9 @ Brands Hatch Indy

Reactive Parts MRO Powerbikes inc Clubman 1000

RACE 5 - LAP CHART

LAP 1 @ 11:41:34.654			LAP 6 @ 11:46:02.959			LAP 12 @ 11:51:16.290		
NO	BEHIND	LAP TIME	NO	BEHIND	LAP TIME	NO	BEHIND	LAP TIME
1		58.176	1		53.064	1		51.736
48	0.481	58.657	86	2.209	52.608	86	8.659	52.924
711	1.189	59.365	48	2.313	53.429	48	9.484	53.354
449	1.492	59.668	711	2.956	53.320	711	9.938	53.457
98	1.669	59.845	2	4.007	53.433	2	14.799	54.174
2	1.919	1:00.095	21	14.675	57.044	21	41.541	56.991
110	2.401	1:00.577	110	15.737	56.953	110	50.659	59.089
53	2.727	1:00.903						
21	2.764	1:00.940						
86	2.836	1:01.012						

LAP 2 @ 11:42:28.736			LAP 7 @ 11:46:55.418			LAP 13 @ 11:52:08.177		
NO	BEHIND	LAP TIME	NO	BEHIND	LAP TIME	NO	BEHIND	LAP TIME
1		54.082	1		52.459	1		51.887
48	1.319	54.920	86	2.573	52.823	86	9.845	53.073
711	1.720	54.613	48	3.255	53.401	48	10.629	53.032
449	2.120	54.710	711	3.702	53.205	711	11.283	53.232
2	2.356	54.519	2	5.675	54.127	2	16.578	53.666
86	3.065	54.311	21	19.206	56.990	21	46.551	56.897
98	3.147	55.560	110	20.507	57.229			
21	3.448	54.766						
110	3.914	55.595						
53	4.680	56.035						

LAP 3 @ 11:43:22.801			LAP 8 @ 11:47:47.747			LAP 14 @ 11:53:00.599		
NO	BEHIND	LAP TIME	NO	BEHIND	LAP TIME	NO	BEHIND	LAP TIME
1		54.065	1		52.329	1		52.422
48	1.439	54.185	86	3.681	53.437	110	1 Lap	58.505
711	2.057	54.402	48	4.247	53.321	86	10.781	53.358
2	2.313	54.022	711	4.778	53.405	48	11.401	53.194
86	2.402	53.402	2	7.398	54.052	711	11.986	53.125
449	3.237	55.182	21	23.569	56.692	2	18.055	53.899
98	4.043	54.961	110	26.114	57.936	21	50.714	56.585
21	4.435	55.052						
110	5.718	55.869						

LAP 4 @ 11:44:16.616			LAP 9 @ 11:48:40.555			LAP 15 @ 11:53:53.532		
NO	BEHIND	LAP TIME	NO	BEHIND	LAP TIME	NO	BEHIND	LAP TIME
1		53.815	1		52.808	1		52.933
48	1.667	54.043	86	4.961	54.088	110	1 Lap	57.942
711	2.294	54.052	48	5.257	53.818	86	11.379	53.531
2	2.573	54.075	711	5.468	53.498	48	11.972	53.504
86	2.684	54.097	2	8.281	53.691	711	12.520	53.467
98	5.612	55.384	21	26.981	56.220	2	19.586	54.464
21	6.773	56.153	110	30.828	57.522	21	54.618	56.837
110	8.342	56.439						

LAP 5 @ 11:45:09.895			LAP 10 @ 11:49:32.370			LAP 11 @ 11:50:24.554		
NO	BEHIND	LAP TIME	NO	BEHIND	LAP TIME	NO	BEHIND	LAP TIME
1		53.279	1		51.815	1		52.184
48	1.948	53.560	86	6.282	53.136	86	7.471	53.373
86	2.665	53.260	48	6.619	53.177	48	7.866	53.431
711	2.700	53.685	711	6.929	53.276	711	8.217	53.472
2	3.638	54.344	2	10.351	53.885	2	12.361	54.194
98	8.213	55.880	21	31.345	56.179	21	36.286	57.125
21	10.695	57.201	110	36.706	57.693	110	43.306	58.784
110	11.848	56.785						

BMCRC - MRO Championships 2022 - Rnd 9 @ Brands Hatch Indy

Reactive Parts MRO Powerbikes inc Clubman 1000

RACE 5 - SECTOR ANALYSIS



SECTOR 1 = FL to I1, SECTOR 2 = I1 to FL, DIFF = Difference To Personal Best Lap, P = Crossed Finish Line in Pit Lane, D = Time Disallowed

P1 1		Josh WAINWRIGHT		Honda CBR1000RR - JW MOT Centre		
IDEAL LAP TIME : 51.600		BEST LAP TIME : 51.736		DIFFERENCE : 0.136		
LAP	SECTOR 1	SECTOR 2	LAP TIME	MPH	DIFF	TIME OF DAY
1 -		21.871	58.176	74.74	6.440	11:41:34.654
2 -	32.317	21.765	54.082	80.40	2.346	11:42:28.736
3 -	32.176	21.889	54.065	80.43	2.329	11:43:22.801
4 -	32.153	21.662	53.815	80.80	2.079	11:44:16.616
5 -	31.771	21.508	53.279	81.61	1.543	11:45:09.895
6 -	31.645	21.419	53.064	81.95	1.328	11:46:02.959
7 -	31.200	21.259	52.459	82.89	0.723	11:46:55.418
8 -	31.061	21.268	52.329	83.10	0.593	11:47:47.747
9 -	31.830	20.978	52.808	82.34	1.072	11:48:40.555
10 -	30.976	20.839	51.815 (2)	83.92	0.079	11:49:32.370
11 -	31.231	20.953	52.184	83.33	0.448	11:50:24.554
12 -	30.839	20.897	51.736 (1)	84.05		11:51:16.290
13 -	31.126	20.761	51.887 (3)	83.80	0.151	11:52:08.177
14 -	31.392	21.030	52.422	82.95	0.686	11:53:00.599
15 -	31.397	21.536	52.933	82.15	1.197	11:53:53.532

P2 86 C		Frederico LOPES		Yamaha R1 - FLR Procurement Ltd		
IDEAL LAP TIME : 52.309		BEST LAP TIME : 52.608		DIFFERENCE : 0.299		
LAP	SECTOR 1	SECTOR 2	LAP TIME	MPH	DIFF	TIME OF DAY
1 -		22.406	1:01.012	71.27	8.404	11:41:37.490
2 -	32.335	21.976	54.311	80.06	1.703	11:42:31.801
3 -	31.824	21.578	53.402	81.43	0.794	11:43:25.203
4 -	32.346	21.751	54.097	80.38	1.489	11:44:19.300
5 -	32.214	21.046	53.260	81.64	0.652	11:45:12.560
6 -	31.263	21.345	52.608 (1)	82.66		11:46:05.168
7 -	31.560	21.263	52.823 (2)	82.32	0.215	11:46:57.991
8 -	31.864	21.573	53.437	81.37	0.829	11:47:51.428
9 -	32.433	21.655	54.088	80.39	1.480	11:48:45.516
10 -	31.612	21.524	53.136	81.83	0.528	11:49:38.652
11 -	31.747	21.626	53.373	81.47	0.765	11:50:32.025
12 -	31.577	21.347	52.924 (3)	82.16	0.316	11:51:24.949
13 -	31.502	21.571	53.073	81.93	0.465	11:52:18.022
14 -	31.642	21.716	53.358	81.49	0.750	11:53:11.380
15 -	31.796	21.735	53.531	81.23	0.923	11:54:04.911

P3 48		Nicky WILSON		Suzuki GSXR 1000 - Demon GP/Haslemere Motorcycles		
IDEAL LAP TIME : 53.020		BEST LAP TIME : 53.032		DIFFERENCE : 0.012		
LAP	SECTOR 1	SECTOR 2	LAP TIME	MPH	DIFF	TIME OF DAY
1 -		21.797	58.657	74.13	5.625	11:41:35.135
2 -	32.717	22.203	54.920	79.18	1.888	11:42:30.055
3 -	32.332	21.853	54.185	80.25	1.153	11:43:24.240
4 -	32.177	21.866	54.043	80.46	1.011	11:44:18.283
5 -	31.953	21.607	53.560	81.19	0.528	11:45:11.843
6 -	31.739	21.690	53.429	81.39	0.397	11:46:05.272
7 -	31.876	21.525	53.401	81.43	0.369	11:46:58.673
8 -	31.756	21.565	53.321	81.55	0.289	11:47:51.994
9 -	31.990	21.828	53.818	80.80	0.786	11:48:45.812
10 -	31.587	21.590	53.177 (2)	81.77	0.145	11:49:38.989
11 -	31.856	21.575	53.431	81.38	0.399	11:50:32.420
12 -	31.738	21.616	53.354	81.50	0.322	11:51:25.774
13 -	31.496	21.536	53.032 (1)	81.99		11:52:18.806
14 -	31.670	21.524	53.194 (3)	81.74	0.162	11:53:12.000
15 -	31.743	21.761	53.504	81.27	0.472	11:54:05.504

BMCRC - MRO Championships 2022 - Rnd 9 @ Brands Hatch Indy

Reactive Parts MRO Powerbikes inc Clubman 1000

RACE 5 - SECTOR ANALYSIS



SECTOR 1 = FL to I1, SECTOR 2 = I1 to FL, DIFF = Difference To Personal Best Lap, P = Crossed Finish Line in Pit Lane, D = Time Disallowed

P4		711		Ritchie THORNTON		Kawasaki ZX10R - Team 71	
IDEAL LAP TIME : 53.096		BEST LAP TIME : 53.125		DIFFERENCE : 0.029			
LAP	SECTOR 1	SECTOR 2	LAP TIME	MPH	DIFF	TIME OF DAY	
1 -		21.837	59.365	73.25	6.240	11:41:35.843	
2 -	32.723	21.890	54.613	79.62	1.488	11:42:30.456	
3 -	32.567	21.835	54.402	79.93	1.277	11:43:24.858	
4 -	32.299	21.753	54.052	80.45	0.927	11:44:18.910	
5 -	32.146	21.539	53.685	81.00	0.560	11:45:12.595	
6 -	31.869	21.451	53.320	81.55	0.195	11:46:05.915	
7 -	31.878	21.327	53.205 (2)	81.73	0.080	11:46:59.120	
8 -	31.871	21.534	53.405	81.42	0.280	11:47:52.525	
9 -	31.986	21.512	53.498	81.28	0.373	11:48:46.023	
10 -	31.912	21.364	53.276	81.62	0.151	11:49:39.299	
11 -	31.923	21.549	53.472	81.32	0.347	11:50:32.771	
12 -	31.916	21.541	53.457	81.34	0.332	11:51:26.228	
13 -	31.832	21.400	53.232 (3)	81.69	0.107	11:52:19.460	
14 -	31.769	21.356	53.125 (1)	81.85		11:53:12.585	
15 -	31.830	21.637	53.467	81.33	0.342	11:54:06.052	

P5		2		Peter BAKER		Kawasaki ZX10R - TJ & Peter Baker MC/Dodfrey Eng	
IDEAL LAP TIME : 53.213		BEST LAP TIME : 53.433		DIFFERENCE : 0.220			
LAP	SECTOR 1	SECTOR 2	LAP TIME	MPH	DIFF	TIME OF DAY	
1 -		22.014	1:00.095	72.36	6.662	11:41:36.573	
2 -	32.565	21.954	54.519	79.76	1.086	11:42:31.092	
3 -	32.059	21.963	54.022	80.49	0.589	11:43:25.114	
4 -	32.331	21.744	54.075	80.41	0.642	11:44:19.189	
5 -	32.480	21.864	54.344	80.01	0.911	11:45:13.533	
6 -	31.553	21.880	53.433 (1)	81.38		11:46:06.966	
7 -	32.121	22.006	54.127	80.34	0.694	11:47:01.093	
8 -	32.241	21.811	54.052	80.45	0.619	11:47:55.145	
9 -	31.929	21.762	53.691 (3)	80.99	0.258	11:48:48.836	
10 -	31.964	21.921	53.885	80.70	0.452	11:49:42.721	
11 -	32.265	21.929	54.194	80.24	0.761	11:50:36.915	
12 -	32.228	21.946	54.174	80.27	0.741	11:51:31.089	
13 -	31.887	21.779	53.666 (2)	81.03	0.233	11:52:24.755	
14 -	32.239	21.660	53.899	80.68	0.466	11:53:18.654	
15 -	32.129	22.335	54.464	79.84	1.031	11:54:13.118	

P6		21		Jack CROUCHER		Kawasaki ZX10R - Trendy lofts	
IDEAL LAP TIME : 54.766		BEST LAP TIME : 54.766		DIFFERENCE : 0.000			
LAP	SECTOR 1	SECTOR 2	LAP TIME	MPH	DIFF	TIME OF DAY	
1 -		22.059	1:00.940	71.35	6.174	11:41:37.418	
2 -	32.810	21.956	54.766 (1)	79.40		11:42:32.184	
3 -	32.865	22.187	55.052 (2)	78.99	0.286	11:43:27.236	
4 -	33.588	22.565	56.153 (3)	77.44	1.387	11:44:23.389	
5 -	34.375	22.826	57.201	76.02	2.435	11:45:20.590	
6 -	34.368	22.676	57.044	76.23	2.278	11:46:17.634	
7 -	34.204	22.786	56.990	76.30	2.224	11:47:14.624	
8 -	33.987	22.705	56.692	76.70	1.926	11:48:11.316	
9 -	33.749	22.471	56.220	77.34	1.454	11:49:07.536	
10 -	33.741	22.438	56.179	77.40	1.413	11:50:03.715	
11 -	34.380	22.745	57.125	76.12	2.359	11:51:00.840	
12 -	34.221	22.770	56.991	76.30	2.225	11:51:57.831	
13 -	34.163	22.734	56.897	76.42	2.131	11:52:54.728	
14 -	33.884	22.701	56.585	76.85	1.819	11:53:51.313	
15 -	33.992	22.845	56.837	76.51	2.071	11:54:48.150	

BMCRC - MRO Championships 2022 - Rnd 9 @ Brands Hatch Indy

Reactive Parts MRO Powerbikes inc Clubman 1000

RACE 5 - SECTOR ANALYSIS



SECTOR 1 = FL to I1, SECTOR 2 = I1 to FL, DIFF = Difference To Personal Best Lap, P = Crossed Finish Line in Pit Lane, D = Time Disallowed

P7 110 C		Michael CLARKE		Yamaha R1 - BIKEBASE - MX5 PARTS WAREHOUSE		
IDEAL LAP TIME : 55.334		BEST LAP TIME : 55.595		DIFFERENCE : 0.261		
LAP	SECTOR 1	SECTOR 2	LAP TIME	MPH	DIFF	TIME OF DAY
1 -		22.062	1:00.577	71.78	4.982	11:41:37.055
2 -	33.272	22.323	55.595 (1)	78.21		11:42:32.650
3 -	33.525	22.344	55.869 (2)	77.83	0.274	11:43:28.519
4 -	33.912	22.527	56.439 (3)	77.04	0.844	11:44:24.958
5 -	34.206	22.579	56.785	76.58	1.190	11:45:21.743
6 -	34.156	22.797	56.953	76.35	1.358	11:46:18.696
7 -	34.664	22.565	57.229	75.98	1.634	11:47:15.925
8 -	34.878	23.058	57.936	75.05	2.341	11:48:13.861
9 -	34.653	22.869	57.522	75.59	1.927	11:49:11.383
10 -	34.658	23.035	57.693	75.37	2.098	11:50:09.076
11 -	35.214	23.570	58.784	73.97	3.189	11:51:07.860
12 -	35.506	23.583	59.089	73.59	3.494	11:52:06.949
13 -	35.302	23.203	58.505	74.32	2.910	11:53:05.454
14 -	34.824	23.118	57.942	75.05	2.347	11:54:03.396

P8 98		Rick DICKINSON		Ducati PANIGALE V4 - MotorcycleRaceParts.co.uk		
IDEAL LAP TIME : 54.831		BEST LAP TIME : 54.961		DIFFERENCE : 0.130		
LAP	SECTOR 1	SECTOR 2	LAP TIME	MPH	DIFF	TIME OF DAY
1 -		21.999	59.845	72.66	4.884	11:41:36.323
2 -	33.358	22.202	55.560 (3)	78.26	0.599	11:42:31.883
3 -	32.832	22.129	54.961 (1)	79.12		11:43:26.844
4 -	32.884	22.500	55.384 (2)	78.51	0.423	11:44:22.228
5 -	33.238	22.642	55.880	77.82	0.919	11:45:18.108

P9 449 C		Luke WALLINGTON		Yamaha R1 - BW Bespoke Developments Ltd		
IDEAL LAP TIME : 54.710		BEST LAP TIME : 54.710		DIFFERENCE : 0.000		
LAP	SECTOR 1	SECTOR 2	LAP TIME	MPH	DIFF	TIME OF DAY
1 -		22.410	59.668	72.87	4.958	11:41:36.146
2 -	32.791	21.919	54.710 (1)	79.48		11:42:30.856
3 -	33.169	22.013	55.182 (2)	78.80	0.472	11:43:26.038

P10 53 C		Seamus McGLYNN		Yamaha R1 -		
IDEAL LAP TIME : 56.035		BEST LAP TIME : 56.035		DIFFERENCE : 0.000		
LAP	SECTOR 1	SECTOR 2	LAP TIME	MPH	DIFF	TIME OF DAY
1 -		22.613	1:00.903	71.40	4.868	11:41:37.381
2 -	33.707	22.328	56.035 (1)	77.60		11:42:33.416

BMCRC - MRO Championships 2022 - Rnd 9 @ Brands Hatch Indy

Reactive Parts MRO Powerbikes inc Clubman 1000

RACE 5 - BEST SECTORS

SECTOR 1			SECTOR 2			IDEAL / BEST COMPARISON						
POS	NO	NAME	TIME	NO	NAME	TIME	POS	NO	NAME	IDEAL	BEST	DIFF
									PERFECT LAP	51.600		
1	1	WAINWRIGHT	30.839	1	WAINWRIGHT	20.761	1	1	WAINWRIGHT	51.600	51.736	0.136
2	86	LOPES	31.263	86	LOPES	21.046	2	86	LOPES	52.309	52.608	0.299
3	48	WILSON	31.496	711	THORNTON	21.327	3	48	WILSON	53.020	53.032	0.012
4	2	BAKER	31.553	48	WILSON	21.524	4	711	THORNTON	53.096	53.125	0.029
5	711	THORNTON	31.769	2	BAKER	21.660	5	2	BAKER	53.213	53.433	0.220
6	449	WALLINGTON	32.791	449	WALLINGTON	21.919	6	449	WALLINGTON	54.710	54.710	0.000
7	21	CROUCHER	32.810	21	CROUCHER	21.956	7	21	CROUCHER	54.766	54.766	0.000
8	98	DICKINSON	32.832	98	DICKINSON	21.999	8	98	DICKINSON	54.831	54.961	0.130
9	110	CLARKE	33.272	110	CLARKE	22.062	9	110	CLARKE	55.334	55.595	0.261
10	53	McGLYNN	33.707	53	McGLYNN	22.328	10	53	McGLYNN	56.035	56.035	0.000
11												
12												
13												

BMCRC - MRO Championships 2022 - Rnd 9 @ Brands Hatch Indy

Reactive Parts MRO Powerbikes inc Clubman 1000

RACE 5 - STATISTICS

Competitors Started	12
Planned Start	2022-10-02 @ 11:40:00.000
Actual Start	2022-10-02 @ 11:40:36.477
Finish Time	2022-10-02 @ 11:53:53.531
Track Length	1.2079mi.
Total Laps	114
Total Distance Covered	137.7057mi.

Session Fastest Lap History

NO	CL	NAME	LAP TIME	TIME OF DAY	LAP	VEHICLE
1		Josh WAINWRIGHT	54.082	11:42:28.768	2	Honda CBR1000RR
1		Josh WAINWRIGHT	54.065	11:43:22.832	3	Honda CBR1000RR
2		Peter BAKER	54.022	11:43:25.122	3	Kawasaki ZX10R
86	C	Frederico LOPES	53.402	11:43:25.217	3	Yamaha R1
1		Josh WAINWRIGHT	53.279	11:45:09.925	5	Honda CBR1000RR
86	C	Frederico LOPES	53.260	11:45:12.569	5	Yamaha R1
1		Josh WAINWRIGHT	53.064	11:46:02.991	6	Honda CBR1000RR
86	C	Frederico LOPES	52.608	11:46:05.176	6	Yamaha R1
1		Josh WAINWRIGHT	52.459	11:46:55.449	7	Honda CBR1000RR
1		Josh WAINWRIGHT	52.329	11:47:47.778	8	Honda CBR1000RR
1		Josh WAINWRIGHT	51.815	11:49:32.400	10	Honda CBR1000RR
1		Josh WAINWRIGHT	51.736	11:51:16.323	12	Honda CBR1000RR

Session Leader History

NO	CL	NAME	FROM LAP	LAPS LED	DISTANCE	VEHICLE
1		Josh WAINWRIGHT	1	15	18.11 miles	Honda CBR1000RR

Flag History

TYPE	TIME OF DAY
GREEN	11:40:36.477
FINISH	11:53:53.531

Flag Statistics

TYPE	COUNT	TOTAL LAPS	TOTAL TIME
Green	1	15	14:17.617
Red	0	0	0.000
Safety Car	0	0	0.000
FCY	0	0	0.000

BMCRC - MRO Championships 2022 - Rnd 9 @ Brands Hatch Indy

Reactive Parts MRO Powerbikes inc Clubman 1000

RACE 5 - STATISTICS

CLASS :

7 Starters

Fastest Lap History

NO	NAME	LAP TIME	TIME OF DAY	LAP	VEHICLE
1	Josh WAINWRIGHT	54.082	11:42:28.768	2	Honda CBR1000RR
1	Josh WAINWRIGHT	54.065	11:43:22.832	3	Honda CBR1000RR
2	Peter BAKER	54.022	11:43:25.122	3	Kawasaki ZX10R
1	Josh WAINWRIGHT	53.815	11:44:16.647	4	Honda CBR1000RR
1	Josh WAINWRIGHT	53.279	11:45:09.925	5	Honda CBR1000RR
1	Josh WAINWRIGHT	53.064	11:46:02.991	6	Honda CBR1000RR
1	Josh WAINWRIGHT	52.459	11:46:55.449	7	Honda CBR1000RR
1	Josh WAINWRIGHT	52.329	11:47:47.778	8	Honda CBR1000RR
1	Josh WAINWRIGHT	51.815	11:49:32.400	10	Honda CBR1000RR
1	Josh WAINWRIGHT	51.736	11:51:16.323	12	Honda CBR1000RR

Leader History

NO	NAME	FROM LAP	LAPS LED	DISTANCE	VEHICLE
1	Josh WAINWRIGHT	1	15	18.11 miles	Honda CBR1000RR

BMCRC - MRO Championships 2022 - Rnd 9 @ Brands Hatch Indy

Reactive Parts MRO Powerbikes inc Clubman 1000

RACE 5 - STATISTICS

CLASS : C

5 Starters

Fastest Lap History

NO	NAME	LAP TIME	TIME OF DAY	LAP	VEHICLE
449	Luke WALLINGTON	54.710	11:42:30.872	2	Yamaha R1
86	Frederico LOPES	54.311	11:42:31.807	2	Yamaha R1
86	Frederico LOPES	53.402	11:43:25.217	3	Yamaha R1
86	Frederico LOPES	53.260	11:45:12.569	5	Yamaha R1
86	Frederico LOPES	52.608	11:46:05.176	6	Yamaha R1

Leader History

NO	NAME	FROM LAP	LAPS LED	DISTANCE	VEHICLE
449	Luke WALLINGTON	1	2	2.41 miles	Yamaha R1
86	Frederico LOPES	3	13	15.70 miles	Yamaha R1

BMCRC - MRO Championships 2022 - Rnd 9 @ Brands Hatch Indy

Reactive Parts MRO Powerbikes inc Clubman 1000

RACE 15 - GRID (16 Laps)



ROW 7	21		20		19	333 Andrew HOUGHTON
ROW 6	18	47 Daryl DANCE	17	79 Jason BURRILL	16	334 Anthony BRANDISH
ROW 5	15	45 Chad HASHMI	14	22 Phil ROOKE	13	37 James BULL
ROW 4	12	66 Stephen HARVEY	11	100 Antony HUNTER	10	56.035 53 Seamus McGLYNN
ROW 3	9	55.595 110 Michael CLARKE	8	54.961 98 Rick DICKINSON	7	54.766 21 Jack CROUCHER
ROW 2	6	54.710 449 Luke WALLINGTON	5	53.433 2 Peter BAKER	4	53.125 711 Ritchie THORNTON
ROW 1	3	53.032 48 Nicky WILSON	2	52.608 86 Frederico LOPES	1	51.736 1 Josh WAINWRIGHT
Pole						

Brands Hatch Indy: 1.2079 miles

These results are provisional until the conclusion of any judicial and technical matters.

Clerk Of Course :	Stewards :	Timekeeper : <i>Craig Smith</i>
-------------------	------------	------------------------------------

Results can be found at www.tsl-timing.com

Printed - 11:57 Sunday, 02 October 2022



BMCRC - MRO Championships 2022 - Rnd 9 @ Brands Hatch Indy

Reactive Parts MRO Powerbikes inc Clubman 1000



RACE 15 - CLASSIFICATION

POS	NO	CL	PIC NAME	ENTRY	LAPS	TIME	GAP	DIFF	MPH	BEST	ON
1	1		1 Josh WAINWRIGHT	Honda CBR1000RR - JW MOT Centre	10	8:09.573			88.82	48.263	5
2	711		2 Ritchie THORNTON	Kawasaki ZX10R - Team 71	10	8:11.427	1.854	1.854	88.48	48.349	10
3	48		3 Nicky WILSON	Suzuki GSXR 1000 - Demon GP/Haslemere Motorcy	10	8:11.556	1.983	0.129	88.46	47.864	4
4	449	C	1 Luke WALLINGTON	Yamaha R1 - BW Bespoke Developments Ltd	10	8:13.430	3.857	1.874	88.12	48.518	3
5	21		4 Jack CROUCHER	Kawasaki ZX10R - Trendy lofts	10	8:17.766	8.193	4.336	87.36	48.767	9
6	98		5 Rick DICKINSON	Ducati PANIGALE V4 - MotorcycleRaceParts.co.uk	10	8:18.064	8.491	0.298	87.31	48.696	10
7	37		6 James BULL	MV Agusta - team bull racing	10	8:18.482	8.909	0.418	87.23	48.770	8
8	53	C	2 Seamus McGLYNN	Yamaha R1 -	10	8:22.283	12.710	3.801	86.57	49.124	10
9	86	C	3 Frederico LOPES	Yamaha R1 - FLR Procurement Ltd	10	8:26.338	16.765	4.055	85.88	49.571	7
10	100	C	4 Antony HUNTER	Kawasaki ZX10R - Uncletoms motoring centre	10	8:33.027	23.454	6.689	84.76	50.135	6
11	110	C	5 Michael CLARKE	Yamaha R1 - BIKEBASE - MX5 PARTS WAREHOU:	10	8:38.548	28.975	5.521	83.86	50.473	6
12	66		7 Stephen HARVEY	Kawasaki ZX10 -	10	8:55.886	46.313	17.338	81.14	52.398	8

NOT CLASSIFIED

DNF	47		Daryl DANCE	YAMAHA YZF R1 - 2 brothers scaffolding	7	5:54.927	3 Laps	3 Laps	85.76	49.027	2
DNF	333		Andrew HOUGHTON	BMW S1000RR - Bahnstormer BMW	3	5:34.978	7 Laps	4 Laps	38.94		
DNF	334	C	Anthony BRANDISH	Suzuki GSXR 1000 - BW bespoke developments ltd	1	57.409	9 Laps	2 Laps	75.74		

FASTEST LAP

	48		Nicky WILSON	Suzuki GSXR 1000 - Demon GP/Haslemere Motorcy	4	47.864			90.85 mph	146.21 kph	
	449	C	Luke WALLINGTON	Yamaha R1 - BW Bespoke Developments Ltd	3	48.518			89.62 mph	144.24 kph	

Class - 92.5% of Race Speed = 82.15 mph
 Class C - 92.5% of Race Speed = 81.51 mph

Weather / Track : Sunny / Dry

These results are provisional until the conclusion of any judicial and technical matters.

Race Distance: 10 Laps / 12.07 miles

Brands Hatch Indy: 1.2079 miles

Date: 02/10/2022 Start: 15:13 Finish: 15:21

Clerk Of Course :

Stewards :

Timekeeper :

Craig Smith

Results can be found at www.tsl-timing.com

Printed - 15:22 Sunday, 02 October 2022



BMCRC - MRO Championships 2022 - Rnd 9 @ Brands Hatch Indy

Reactive Parts MRO Powerbikes inc Clubman 1000

RACE 15 - LAP CHART

LAP 1 @ 15:14:08.559

NO	BEHIND	LAP TIME
1		53.332
711	0.350	53.682
86	1.024	54.356
449	1.082	54.414
53	1.393	54.725
48	1.727	55.059
98	2.142	55.474
21	2.550	55.882
47	3.005	56.337
37	3.312	56.644
110	3.612	56.944
334	4.077	57.409
100	4.198	57.530
66	5.978	59.310
333	13.149	1:06.481

100	11.218	50.972
66	19.875	53.425

86	13.404	50.408
100	19.220	50.225
110	21.265	51.660
66	37.823	52.398

LAP 5 @ 15:17:22.250

NO	BEHIND	LAP TIME
1		48.263
711	1.206	48.486
449	2.479	48.894
48	2.625	47.999
98	5.518	49.033
21	5.932	49.156
37	6.245	49.153
47	8.164	49.746
86	8.652	50.343
53	8.672	50.091
100	13.761	50.806
110	13.959	51.098
66	24.851	53.239
333	3 Laps	3:31.583 P

LAP 9 @ 15:20:36.164

NO	BEHIND	LAP TIME
1		48.507
711	2.141	48.648
48	2.288	48.633
449	3.907	48.657
21	7.755	48.767
98	8.431	49.514
37	8.557	49.387
53	12.222	49.330
86	15.337	50.440
100	20.993	50.280
110	24.081	51.323
66	41.919	52.603

LAP 2 @ 15:14:57.201

NO	BEHIND	LAP TIME
1		48.642
711	0.513	48.805
449	1.155	48.715
86	2.317	49.935
53	2.433	49.682
48	2.577	49.492
98	2.898	49.398
21	3.054	49.146
47	3.390	49.027
37	3.705	49.035
110	5.504	50.534
100	6.254	50.698
66	10.148	52.812

LAP 6 @ 15:18:10.675

NO	BEHIND	LAP TIME
1		48.425
711	1.543	48.762
449	2.877	48.823
48	2.962	48.762
98	6.060	48.967
21	6.365	48.858
37	6.699	48.879
47	9.340	49.601
53	9.447	49.200
86	10.407	50.180
100	15.471	50.135
110	16.007	50.473
66	29.157	52.731
333	3 Laps	56.914

LAP 10 @ 15:21:24.800

NO	BEHIND	LAP TIME
1		48.636
711	1.854	48.349
48	1.983	48.331
449	3.857	48.586
21	8.193	49.074
98	8.491	48.696
37	8.909	48.988
53	12.710	49.124
86	16.765	50.064
100	23.454	51.097
110	28.975	53.530
66	46.313	53.030

LAP 3 @ 15:15:45.656

NO	BEHIND	LAP TIME
1		48.455
711	0.598	48.540
449	1.218	48.518
48	3.356	49.234
86	3.840	49.978
98	4.020	49.577
53	4.062	50.084
21	4.190	49.591
37	4.686	49.436
47	4.808	49.873
110	8.219	51.170
100	8.577	50.778
66	14.781	53.088

LAP 7 @ 15:18:59.226

NO	BEHIND	LAP TIME
1		48.551
711	1.672	48.680
48	2.476	48.065
449	3.381	49.055
98	6.783	49.274
21	6.867	49.053
37	7.338	49.190
53	10.539	49.643
47	10.928	50.139
86	11.427	49.571
100	17.426	50.506
110	18.036	50.580
66	33.856	53.250

LAP 4 @ 15:16:33.987

NO	BEHIND	LAP TIME
1		48.331
711	0.983	48.716
449	1.848	48.961
48	2.889	47.864
98	4.748	49.059
21	5.039	49.180
37	5.355	49.000
86	6.572	51.063
47	6.681	50.204
53	6.844	51.113
110	11.124	51.236

LAP 8 @ 15:19:47.657

NO	BEHIND	LAP TIME
1		48.431
711	2.000	48.759
48	2.162	48.117
449	3.757	48.807
98	7.424	49.072
21	7.495	49.059
37	7.677	48.770
53	11.399	49.291

Weather / Track : Sunny / Dry

Results can be found at www.tsl-timing.com

Brands Hatch Indy: 1.2079 miles
Date: 02/10/2022 Start: 15:13 Finish: 15:21

Printed - 15:22 Sunday, 02 October 2022

BMCRC - MRO Championships 2022 - Rnd 9 @ Brands Hatch Indy

Reactive Parts MRO Powerbikes inc Clubman 1000

RACE 15 - SECTOR ANALYSIS



SECTOR 1 = FL to I1, SECTOR 2 = I1 to FL, DIFF = Difference To Personal Best Lap, P = Crossed Finish Line in Pit Lane, D = Time Disallowed

P1 1		Josh WAINWRIGHT		Honda CBR1000RR - JW MOT Centre			
IDEAL LAP TIME : 48.263		BEST LAP TIME : 48.263		DIFFERENCE : 0.000			
LAP	SECTOR 1	SECTOR 2	LAP TIME	MPH	DIFF	TIME OF DAY	
1 -		19.669	53.332	81.53	5.069	15:14:08.559	
2 -	29.129	19.513	48.642	89.40	0.379	15:14:57.201	
3 -	29.087	19.368	48.455	89.74	0.192	15:15:45.656	
4 -	28.990	19.341	48.331 (2)	89.97	0.068	15:16:33.987	
5 -	28.926	19.337	48.263 (1)	90.10		15:17:22.250	
6 -	28.955	19.470	48.425 (3)	89.80	0.162	15:18:10.675	
7 -	29.055	19.496	48.551	89.56	0.288	15:18:59.226	
8 -	28.974	19.457	48.431	89.78	0.168	15:19:47.657	
9 -	29.060	19.447	48.507	89.64	0.244	15:20:36.164	
10 -	29.052	19.584	48.636	89.41	0.373	15:21:24.800	

P2 711		Ritchie THORNTON		Kawasaki ZX10R - Team 71			
IDEAL LAP TIME : 48.291		BEST LAP TIME : 48.349		DIFFERENCE : 0.058			
LAP	SECTOR 1	SECTOR 2	LAP TIME	MPH	DIFF	TIME OF DAY	
1 -		19.539	53.682	81.00	5.333	15:14:08.909	
2 -	29.453	19.352	48.805	89.10	0.456	15:14:57.714	
3 -	29.194	19.346	48.540 (3)	89.58	0.191	15:15:46.254	
4 -	29.308	19.408	48.716	89.26	0.367	15:16:34.970	
5 -	29.168	19.318	48.486 (2)	89.68	0.137	15:17:23.456	
6 -	29.267	19.495	48.762	89.18	0.413	15:18:12.218	
7 -	29.212	19.468	48.680	89.33	0.331	15:19:00.898	
8 -	29.055	19.704	48.759	89.18	0.410	15:19:49.657	
9 -	29.197	19.451	48.648	89.38	0.299	15:20:38.305	
10 -	28.973	19.376	48.349 (1)	89.94		15:21:26.654	

P3 48		Nicky WILSON		Suzuki GSXR 1000 - Demon GP/Haslemere Motorcycles			
IDEAL LAP TIME : 47.808		BEST LAP TIME : 47.864		DIFFERENCE : 0.056			
LAP	SECTOR 1	SECTOR 2	LAP TIME	MPH	DIFF	TIME OF DAY	
1 -		19.867	55.059	78.97	7.195	15:14:10.286	
2 -	29.793	19.699	49.492	87.86	1.628	15:14:59.778	
3 -	29.505	19.729	49.234	88.32	1.370	15:15:49.012	
4 -	28.660	19.204	47.864 (1)	90.85		15:16:36.876	
5 -	28.631	19.368	47.999 (2)	90.59	0.135	15:17:24.875	
6 -	29.244	19.518	48.762	89.18	0.898	15:18:13.637	
7 -	28.888	19.177	48.065 (3)	90.47	0.201	15:19:01.702	
8 -	28.650	19.467	48.117	90.37	0.253	15:19:49.819	
9 -	29.188	19.445	48.633	89.41	0.769	15:20:38.452	
10 -	28.930	19.401	48.331	89.97	0.467	15:21:26.783	

P4 449 C		Luke WALLINGTON		Yamaha R1 - BW Bespoke Developments Ltd			
IDEAL LAP TIME : 48.510		BEST LAP TIME : 48.518		DIFFERENCE : 0.008			
LAP	SECTOR 1	SECTOR 2	LAP TIME	MPH	DIFF	TIME OF DAY	
1 -		19.739	54.414	79.91	5.896	15:14:09.641	
2 -	29.218	19.497	48.715	89.26	0.197	15:14:58.356	
3 -	29.081	19.437	48.518 (1)	89.62		15:15:46.874	
4 -	29.431	19.530	48.961	88.81	0.443	15:16:35.835	
5 -	29.299	19.595	48.894	88.93	0.376	15:17:24.729	
6 -	29.191	19.632	48.823	89.06	0.305	15:18:13.552	
7 -	29.482	19.573	49.055	88.64	0.537	15:19:02.607	
8 -	29.232	19.575	48.807	89.09	0.289	15:19:51.414	
9 -	29.073	19.584	48.657 (3)	89.37	0.139	15:20:40.071	
10 -	29.110	19.476	48.586 (2)	89.50	0.068	15:21:28.657	

BMCRC - MRO Championships 2022 - Rnd 9 @ Brands Hatch Indy

Reactive Parts MRO Powerbikes inc Clubman 1000

RACE 15 - SECTOR ANALYSIS



SECTOR 1 = FL to I1, SECTOR 2 = I1 to FL, DIFF = Difference To Personal Best Lap, P = Crossed Finish Line in Pit Lane, D = Time Disallowed

P5 21		Jack CROUCHER		Kawasaki ZX10R - Trendy lofts		
IDEAL LAP TIME : 48.726		BEST LAP TIME : 48.767		DIFFERENCE : 0.041		
LAP	SECTOR 1	SECTOR 2	LAP TIME	MPH	DIFF	TIME OF DAY
1 -		19.915	55.882	77.81	7.115	15:14:11.109
2 -	29.481	19.665	49.146	88.48	0.379	15:15:00.255
3 -	29.923	19.668	49.591	87.68	0.824	15:15:49.846
4 -	29.587	19.593	49.180	88.42	0.413	15:16:39.026
5 -	29.456	19.700	49.156	88.46	0.389	15:17:28.182
6 -	29.361	19.497	48.858 (2)	89.00	0.091	15:18:17.040
7 -	29.532	19.521	49.053 (3)	88.65	0.286	15:19:06.093
8 -	29.370	19.689	49.059	88.64	0.292	15:19:55.152
9 -	29.229	19.538	48.767 (1)	89.17		15:20:43.919
10 -	29.401	19.673	49.074	88.61	0.307	15:21:32.993

P6 98		Rick DICKINSON		Ducati PANIGALE V4 - MotorcycleRaceParts.co.uk		
IDEAL LAP TIME : 48.602		BEST LAP TIME : 48.696		DIFFERENCE : 0.094		
LAP	SECTOR 1	SECTOR 2	LAP TIME	MPH	DIFF	TIME OF DAY
1 -		19.910	55.474	78.38	6.778	15:14:10.701
2 -	29.549	19.849	49.398	88.03	0.702	15:15:00.099
3 -	29.615	19.962	49.577	87.71	0.881	15:15:49.676
4 -	29.419	19.640	49.059	88.64	0.363	15:16:38.735
5 -	29.246	19.787	49.033 (3)	88.68	0.337	15:17:27.768
6 -	29.291	19.676	48.967 (2)	88.80	0.271	15:18:16.735
7 -	29.516	19.758	49.274	88.25	0.578	15:19:06.009
8 -	29.207	19.865	49.072	88.61	0.376	15:19:55.081
9 -	29.822	19.692	49.514	87.82	0.818	15:20:44.595
10 -	28.962	19.734	48.696 (1)	89.30		15:21:33.291

P7 37		James BULL		MV Agusta - team bull racing		
IDEAL LAP TIME : 48.770		BEST LAP TIME : 48.770		DIFFERENCE : 0.000		
LAP	SECTOR 1	SECTOR 2	LAP TIME	MPH	DIFF	TIME OF DAY
1 -		20.161	56.644	76.76	7.874	15:14:11.871
2 -	29.334	19.701	49.035	88.68	0.265	15:15:00.906
3 -	29.663	19.773	49.436	87.96	0.666	15:15:50.342
4 -	29.519	19.481	49.000	88.74	0.230	15:16:39.342
5 -	29.518	19.635	49.153	88.47	0.383	15:17:28.495
6 -	29.370	19.509	48.879 (2)	88.96	0.109	15:18:17.374
7 -	29.681	19.509	49.190	88.40	0.420	15:19:06.564
8 -	29.331	19.439	48.770 (1)	89.16		15:19:55.334
9 -	29.803	19.584	49.387	88.05	0.617	15:20:44.721
10 -	29.369	19.619	48.988 (3)	88.76	0.218	15:21:33.709

P8 53 C		Seamus McGLYNN		Yamaha R1 -		
IDEAL LAP TIME : 48.931		BEST LAP TIME : 49.124		DIFFERENCE : 0.193		
LAP	SECTOR 1	SECTOR 2	LAP TIME	MPH	DIFF	TIME OF DAY
1 -		19.696	54.725	79.46	5.601	15:14:09.952
2 -	29.979	19.703	49.682	87.52	0.558	15:14:59.634
3 -	30.069	20.015	50.084	86.82	0.960	15:15:49.718
4 -	31.368	19.745	51.113	85.07	1.989	15:16:40.831
5 -	30.331	19.760	50.091	86.81	0.967	15:17:30.922
6 -	29.610	19.590	49.200 (2)	88.38	0.076	15:18:20.122
7 -	29.890	19.753	49.643	87.59	0.519	15:19:09.765
8 -	29.612	19.679	49.291 (3)	88.22	0.167	15:19:59.056
9 -	29.487	19.843	49.330	88.15	0.206	15:20:48.386
10 -	29.341	19.783	49.124 (1)	88.52		15:21:37.510

BMCRC - MRO Championships 2022 - Rnd 9 @ Brands Hatch Indy

Reactive Parts MRO Powerbikes inc Clubman 1000

RACE 15 - SECTOR ANALYSIS



SECTOR 1 = FL to I1, SECTOR 2 = I1 to FL, DIFF = Difference To Personal Best Lap, P = Crossed Finish Line in Pit Lane, D = Time Disallowed

P9 86 C		Frederico LOPES		Yamaha R1 - FLR Procurement Ltd		
IDEAL LAP TIME : 49.402		BEST LAP TIME : 49.571		DIFFERENCE : 0.169		
LAP	SECTOR 1	SECTOR 2	LAP TIME	MPH	DIFF	TIME OF DAY
1 -		19.827	54.356	80.00	4.785	15:14:09.583
2 -	29.811	20.124	49.935 (2)	87.08	0.364	15:14:59.518
3 -	29.619	20.359	49.978 (3)	87.01	0.407	15:15:49.496
4 -	31.012	20.051	51.063	85.16	1.492	15:16:40.559
5 -	30.284	20.059	50.343	86.37	0.772	15:17:30.902
6 -	30.209	19.971	50.180	86.66	0.609	15:18:21.082
7 -	29.788	19.783	49.571 (1)	87.72		15:19:10.653
8 -	29.963	20.445	50.408	86.26	0.837	15:20:01.061
9 -	30.297	20.143	50.440	86.21	0.869	15:20:51.501
10 -	29.991	20.073	50.064	86.86	0.493	15:21:41.565

P10 100 C		Antony HUNTER		Kawasaki ZX10R - Uncletoms motoring centre		
IDEAL LAP TIME : 49.998		BEST LAP TIME : 50.135		DIFFERENCE : 0.137		
LAP	SECTOR 1	SECTOR 2	LAP TIME	MPH	DIFF	TIME OF DAY
1 -		20.369	57.530	75.58	7.395	15:14:12.757
2 -	30.480	20.218	50.698	85.77	0.563	15:15:03.455
3 -	30.243	20.535	50.778	85.63	0.643	15:15:54.233
4 -	30.469	20.503	50.972	85.31	0.837	15:16:45.205
5 -	30.360	20.446	50.806	85.59	0.671	15:17:36.011
6 -	29.964	20.171	50.135 (1)	86.73		15:18:26.146
7 -	30.388	20.118	50.506	86.10	0.371	15:19:16.652
8 -	30.086	20.139	50.225 (2)	86.58	0.090	15:20:06.877
9 -	30.246	20.034	50.280 (3)	86.48	0.145	15:20:57.157
10 -	30.556	20.541	51.097	85.10	0.962	15:21:48.254

P11 110 C		Michael CLARKE		Yamaha R1 - BIKEBASE - MX5 PARTS WAREHOUSE		
IDEAL LAP TIME : 50.408		BEST LAP TIME : 50.473		DIFFERENCE : 0.065		
LAP	SECTOR 1	SECTOR 2	LAP TIME	MPH	DIFF	TIME OF DAY
1 -		20.677	56.944	76.36	6.471	15:14:12.171
2 -	30.297	20.237	50.534 (2)	86.05	0.061	15:15:02.705
3 -	30.641	20.529	51.170	84.98	0.697	15:15:53.875
4 -	30.591	20.645	51.236	84.87	0.763	15:16:45.111
5 -	30.813	20.285	51.098	85.10	0.625	15:17:36.209
6 -	30.328	20.145	50.473 (1)	86.15		15:18:26.682
7 -	30.469	20.111	50.580 (3)	85.97	0.107	15:19:17.262
8 -	30.885	20.775	51.660	84.17	1.187	15:20:08.922
9 -	30.895	20.428	51.323	84.73	0.850	15:21:00.245
10 -	31.738	21.792	53.530	81.23	3.057	15:21:53.775

P12 66		Stephen HARVEY		Kawasaki ZX10 -		
IDEAL LAP TIME : 52.398		BEST LAP TIME : 52.398		DIFFERENCE : 0.000		
LAP	SECTOR 1	SECTOR 2	LAP TIME	MPH	DIFF	TIME OF DAY
1 -		21.202	59.310	73.31	6.912	15:14:14.537
2 -	31.762	21.050	52.812	82.34	0.414	15:15:07.349
3 -	31.983	21.105	53.088	81.91	0.690	15:16:00.437
4 -	32.154	21.271	53.425	81.39	1.027	15:16:53.862
5 -	32.219	21.020	53.239	81.68	0.841	15:17:47.101
6 -	31.637	21.094	52.731 (3)	82.46	0.333	15:18:39.832
7 -	32.074	21.176	53.250	81.66	0.852	15:19:33.082
8 -	31.505	20.893	52.398 (1)	82.99		15:20:25.480
9 -	31.600	21.003	52.603 (2)	82.66	0.205	15:21:18.083
10 -	32.010	21.020	53.030	82.00	0.632	15:22:11.113

BMCRC - MRO Championships 2022 - Rnd 9 @ Brands Hatch Indy

Reactive Parts MRO Powerbikes inc Clubman 1000

RACE 15 - SECTOR ANALYSIS



SECTOR 1 = FL to I1, SECTOR 2 = I1 to FL, DIFF = Difference To Personal Best Lap, P = Crossed Finish Line in Pit Lane, D = Time Disallowed

P13 47		Daryl DANCE		YAMAHA YZF R1 - 2 brothers scaffolding			
IDEAL LAP TIME : 49.027		BEST LAP TIME : 49.027		DIFFERENCE : 0.000			
LAP	SECTOR 1	SECTOR 2	LAP TIME	MPH	DIFF	TIME OF DAY	
1 -		19.961	56.337	77.18	7.310	15:14:11.564	
2 -	29.444	19.583	49.027 (1)	88.69		15:15:00.591	
3 -	29.744	20.129	49.873	87.19	0.846	15:15:50.464	
4 -	30.302	19.902	50.204	86.61	1.177	15:16:40.668	
5 -	30.032	19.714	49.746 (3)	87.41	0.719	15:17:30.414	
6 -	29.800	19.801	49.601 (2)	87.67	0.574	15:18:20.015	
7 -	30.042	20.097	50.139	86.73	1.112	15:19:10.154	

P14 333		Andrew HOUGHTON		BMW S1000RR - Bahnstormer BMW			
IDEAL LAP TIME : 54.883		BEST LAP TIME :		DIFFERENCE :			
LAP	SECTOR 1	SECTOR 2	LAP TIME	MPH	DIFF	TIME OF DAY	
1 -		25.982	1:06.481	65.41		15:14:21.708	
2 -	37.515	IN PIT	3:31.583 P	20.55		15:17:53.291	
3 -	OUTLAP	22.090	56.914	76.40		15:18:50.205	

P15 334 C		Anthony BRANDISH		Suzuki GSXR 1000 - BW bespoke developments ltd			
IDEAL LAP TIME : 52.062		BEST LAP TIME :		DIFFERENCE :			
LAP	SECTOR 1	SECTOR 2	LAP TIME	MPH	DIFF	TIME OF DAY	
1 -		20.430	57.409	75.74		15:14:12.636	

BMCRC - MRO Championships 2022 - Rnd 9 @ Brands Hatch Indy

Reactive Parts MRO Powerbikes inc Clubman 1000

RACE 15 - BEST SECTORS

SECTOR 1			SECTOR 2			IDEAL / BEST COMPARISON						
POS	NO	NAME	TIME	NO	NAME	TIME	POS	NO	NAME	IDEAL	BEST	DIFF
									PERFECT LAP	47.808		
1	48	WILSON	28.631	48	WILSON	19.177	1	48	WILSON	47.808	47.864	0.056
2	1	WAINWRIGHT	28.926	711	THORNTON	19.318	2	1	WAINWRIGHT	48.263	48.263	0.000
3	98	DICKINSON	28.962	1	WAINWRIGHT	19.337	3	711	THORNTON	48.291	48.349	0.058
4	711	THORNTON	28.973	449	WALLINGTON	19.437	4	449	WALLINGTON	48.510	48.518	0.008
5	449	WALLINGTON	29.073	37	BULL	19.439	5	98	DICKINSON	48.602	48.696	0.094
6	21	CROUCHER	29.229	21	CROUCHER	19.497	6	21	CROUCHER	48.726	48.767	0.041
7	37	BULL	29.331	47	DANCE	19.583	7	37	BULL	48.770	48.770	0.000
8	53	McGLYNN	29.341	53	McGLYNN	19.590	8	53	McGLYNN	48.931	49.124	0.193
9	47	DANCE	29.444	98	DICKINSON	19.640	9	47	DANCE	49.027	49.027	0.000
10	86	LOPES	29.619	86	LOPES	19.783	10	86	LOPES	49.402	49.571	0.169
11	100	HUNTER	29.964	100	HUNTER	20.034	11	100	HUNTER	49.998	50.135	0.137
12	110	CLARKE	30.297	110	CLARKE	20.111	12	110	CLARKE	50.408	50.473	0.065
13	66	HARVEY	31.505	334	BRANDISH	20.430	13	334	BRANDISH	52.062		
14	334	BRANDISH	31.632	66	HARVEY	20.893	14	66	HARVEY	52.398	52.398	0.000
15	333	HOUGHTON	32.793	333	HOUGHTON	22.090	15	333	HOUGHTON	54.883		

BMCRC - MRO Championships 2022 - Rnd 9 @ Brands Hatch Indy

Reactive Parts MRO Powerbikes inc Clubman 1000

RACE 15 - STATISTICS

Competitors Started 15
Planned Start 2022-10-02 @ 15:41:00.000
Actual Start 2022-10-02 @ 15:13:15.226
Finish Time 2022-10-02 @ 15:21:24.799
Track Length 1.2079mi.
Total Laps 131
Total Distance Covered 158.2408mi.

Session Fastest Lap History

NO	CL	NAME	LAP TIME	TIME OF DAY	LAP	VEHICLE
1		Josh WAINWRIGHT	48.642	15:14:57.231	2	Honda CBR1000RR
1		Josh WAINWRIGHT	48.455	15:15:45.686	3	Honda CBR1000RR
1		Josh WAINWRIGHT	48.331	15:16:34.015	4	Honda CBR1000RR
48		Nicky WILSON	47.864	15:16:36.885	4	Suzuki GSXR 1000

Session Leader History

NO	CL	NAME	FROM LAP	LAPS LED	DISTANCE	VEHICLE
1		Josh WAINWRIGHT	1	10	12.07 miles	Honda CBR1000RR

Flag History

TYPE	TIME OF DAY
GREEN	15:13:15.226
FINISH	15:21:24.799

Flag Statistics

TYPE	COUNT	TOTAL LAPS	TOTAL TIME
Green	1	10	8:58.398
Red	0	0	0.000
Safety Car	0	0	0.000
FCY	0	0	0.000

BMCRC - MRO Championships 2022 - Rnd 9 @ Brands Hatch Indy

Reactive Parts MRO Powerbikes inc Clubman 1000

RACE 15 - STATISTICS

CLASS :

9 Starters

Fastest Lap History

NO	NAME	LAP TIME	TIME OF DAY	LAP	VEHICLE
1	Josh WAINWRIGHT	48.642	15:14:57.231	2	Honda CBR1000RR
1	Josh WAINWRIGHT	48.455	15:15:45.686	3	Honda CBR1000RR
1	Josh WAINWRIGHT	48.331	15:16:34.015	4	Honda CBR1000RR
48	Nicky WILSON	47.864	15:16:36.885	4	Suzuki GSXR 1000

Leader History

NO	NAME	FROM LAP	LAPS LED	DISTANCE	VEHICLE
1	Josh WAINWRIGHT	1	10	12.07 miles	Honda CBR1000RR

BMCRC - MRO Championships 2022 - Rnd 9 @ Brands Hatch Indy

Reactive Parts MRO Powerbikes inc Clubman 1000

RACE 15 - STATISTICS

CLASS : C

6 Starters

Fastest Lap History

NO	NAME	LAP TIME	TIME OF DAY	LAP	VEHICLE
449	Luke WALLINGTON	48.715	15:14:58.372	2	Yamaha R1
449	Luke WALLINGTON	48.518	15:15:46.890	3	Yamaha R1

Leader History

NO	NAME	FROM LAP	LAPS LED	DISTANCE	VEHICLE
86	Frederico LOPES	1	1	1.20 miles	Yamaha R1
449	Luke WALLINGTON	2	9	10.87 miles	Yamaha R1



L & W CONTRACTORS

BMCRC ROOKIE 600 & 1000



BMCRC-MRO Championships - Round 9
Brands Hatch Indy
1st / 2nd October 2022



Timing & Results Provided by Timing Solutions Ltd

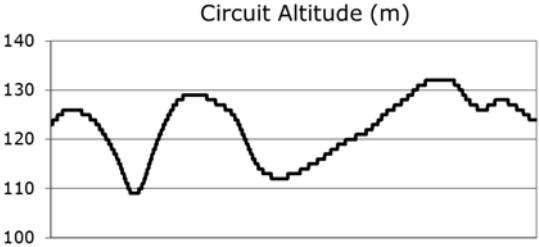
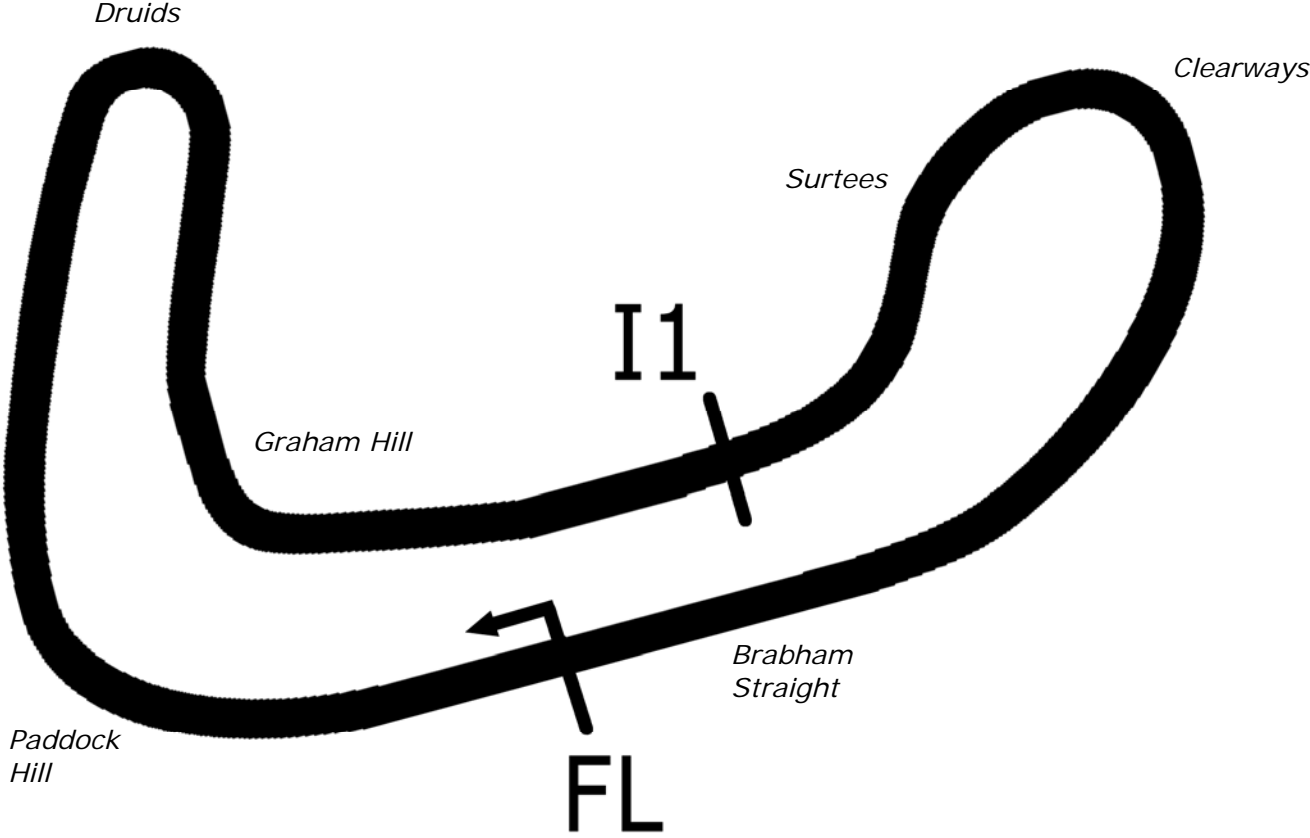
www.tsl-timing.com

Brands Hatch Indy



SPORTS TIMING

TIMING SOLUTIONS LTD



Length	1.2079 miles	1944.0 m	
FL		51.36032 N	0.26032 E
I1	1112m	51.35934 N	0.25955 E
Pit Entry	1669m	51.35911 N	0.25743 E
Pit Exit	26m after FL	51.36027 N	0.26078 E
Pit Entry–Pit Exit 277m, 16.6s @60kph, 12.4s @80kph			

BMCRC - MRO Championships 2022 - Rnd 9 @ Brands Hatch Indy

BMCRC Rookie 600 & 1000

QUALIFYING - CLASSIFICATION



CONTRACTORS LTD

POS	NO	CL	PIC NAME	ENTRY	TIME	ON	LAPS	GAP	DIFF	MPH
1	224	1000	1 Lee HEALEY	Suzuki GSXR 1000R - F-Tech Fire & Electrical Ltd / Ark	56.557	10	12			76.88
2	87	1000	2 Karl THOMPSON	Yamaha R1 - #Teamrace	57.948	9	12	1.391	1.391	75.04
3	81	1000	3 Dan HARTLE	Yamaha R1 2CR - #Teamrace	58.820	6	9	2.263	0.872	73.93
4	20	600	1 Nathan MILES	Triumph DAYTONA -	58.829	9	9	2.272	0.009	73.91
5	141	600	2 Henry ROSS	Yamaha R6 -	59.027	9	11	2.470	0.198	73.67
6	281	1000	4 Daniel FARLEY	Suzuki GSXR - F-TECH FIRE & ELECTRICAL LTD	59.126	12	12	2.569	0.099	73.54
7	69	1000	5 Alfie COKER	Kawasaki ZX10RR - Elmech Racing	59.309	10	12	2.752	0.183	73.32
8	449	1000	6 Luke WALLINGTON	Yamaha R1 - BW Bespoke Developments Ltd	59.421	11	11	2.864	0.112	73.18
9	29	600	3 Michael SHEPPHARD	Kawasaki ZX6R - RTR Performance, KRS Solutions	59.717	12	12	3.160	0.296	72.82
10	37	1000	7 Adam DAVEY	BMW S1000RR -	1:00.115	6	8	3.558	0.398	72.33
11	36	1000	8 Alan MORGAN	Suzuki GSXR 1000 - Little Duck Racing	1:00.253	6	9	3.696	0.138	72.17
12	28	600	4 Tom WALKER	Honda CBR600RR - RWRacing	1:00.603	12	12	4.046	0.350	71.75
13	41	600	5 Toby COOK	Triumph DAYTONA - Brixham Bodyworks	1:00.722	11	11	4.165	0.119	71.61
14	124	600	6 Mark STRUTT	Yamaha R6 - Myself	1:00.873	7	12	4.316	0.151	71.43
15	334	1000	9 Anthony BRANDISH	Suzuki GSXR 1000 - BW bespoke developments ltd	1:00.904	7	11	4.347	0.031	71.40
16	395	600	7 William NICHOLLS	Yamaha R6 - Will Nicholls Farriery	1:01.208	8	8	4.651	0.304	71.04
17	34	1000	10 Ben CHEESEMAN	Kawasaki ZX10RR - BCH Services Kent Ltd	1:01.214	12	12	4.657	0.006	71.03
18	58	600	8 Paul NICHOLAS	Yamaha YZF R6 - MARLEY COMMS	1:01.296	4	4	4.739	0.082	70.94
19	23	1000	11 Harry HINCHCLIFFE	Kawasaki ZX10R GEN 4 -	1:01.330	4	5	4.773	0.034	70.90
20	222	1000	12 Daniel MERCER	Honda CBR1000RR - Desperate Dan Racing	1:03.269	9	11	6.712	1.939	68.73
21	125	1000	13 Matthew CHAM	Kawasaki ZX10R - MFM Track Bikes	1:03.285	9	9	6.728	0.016	68.71
22	50	1000	14 Jason PAES	Aprilia RSV4 -	1:04.025	5	5	7.468	0.740	67.92
23	84	1000	15 Colin McPHERSON	Kawasaki ZX10R -	1:04.947	10	10	8.390	0.922	66.95
24	123	1000	16 James VINCER	Yamaha YZFR1 - Keam Electrical Services	1:05.779	11	11	9.222	0.832	66.10
25	274	1000	17 Stewart LATIMER	Suzuki GSXR1000 R - Fat Bloke Racing RR	1:06.317	11	11	9.760	0.538	65.57
26	825	600	9 Cody OWENS	Suzuki GSXR 600 -	1:07.090	8	8	10.533	0.773	64.81
27	96	1000	18 Pete SCOTT	Suzuki GSXR750 - South Hill MOT Centre	1:15.460	1	1	18.903	8.370	57.62

* No. 87 - Fastest lap removed - yellow flag infringements

Weather / Track : Sunny / Damp

These results are provisional until the conclusion of any judicial and technical matters.

Brands Hatch Indy: 1.2079 miles
Date: 01/10/2022 Start: 09:15 Finish: 09:28

Clerk Of Course :	Stewards :	Timekeeper : <i>Craig Smith</i>
-------------------	------------	------------------------------------

Results can be found at www.tsl-timing.com

Printed - 09:32 Saturday, 01 October 2022



BMCRC - MRO Championships 2022 - Rnd 9 @ Brands Hatch Indy

BMCRC Rookie 600 & 1000

QUALIFYING - SECTOR ANALYSIS



SECTOR 1 = FL to I1, SECTOR 2 = I1 to FL, DIFF = Difference To Personal Best Lap, P = Crossed Finish Line in Pit Lane, D = Time Disallowed

P1		224	1000	Lee HEALEY	Suzuki GSXR 1000R - F-Tech Fire & Electrical Ltd / Ark Joinery						
IDEAL LAP TIME :		56.349		BEST LAP TIME :		56.557		DIFFERENCE :		0.208	
LAP	SECTOR 1	SECTOR 2	LAP TIME	MPH	DIFF	TIME OF DAY					
1 -	43.458	26.804	1:10.262	61.89	13.705	09:17:28.836					
2 -	39.557	25.496	1:05.053	66.84	8.496	09:18:33.889					
3 -	39.232	24.698	1:03.930	68.02	7.373	09:19:37.819					
4 -	38.550	24.085	1:02.635	69.42	6.078	09:20:40.454					
5 -	35.722	23.995	59.717	72.82	3.160	09:21:40.171					
6 -	34.956	22.981	57.937 (3)	75.05	1.380	09:22:38.108					
7 -	35.015	23.267	58.282	74.61	1.725	09:23:36.390					
8 -	36.799	23.776	1:00.575	71.78	4.018	09:24:36.965					
9 -	34.452	23.755	58.207	74.70	1.650	09:25:35.172					
10 -	33.792	22.765	56.557 (1)	76.88		09:26:31.729					
11 -	34.708	25.125	59.833	72.67	3.276	09:27:31.562					
12 -	34.203	22.557	56.760 (2)	76.61	0.203	09:28:28.322					

P2		87	1000	Karl THOMPSON	Yamaha R1 - #Teamrace						
IDEAL LAP TIME :		56.728		BEST LAP TIME :		57.948		DIFFERENCE :		1.220	
LAP	SECTOR 1	SECTOR 2	LAP TIME	MPH	DIFF	TIME OF DAY					
1 -	43.479	25.655	1:09.134	62.90	11.186	09:17:25.374					
2 -	41.245	26.078	1:07.323	64.59	9.375	09:18:32.697					
3 -	37.601	24.990	1:02.591	69.47	4.643	09:19:35.288					
4 -	36.703	23.259	59.962	72.52	2.014	09:20:35.250					
5 -	35.894	23.794	59.688	72.85	1.740	09:21:34.938					
6 -	36.319	23.158	59.477	73.11	1.529	09:22:34.415					
7 -	35.863	23.263	59.126	73.54	1.178	09:23:33.541					
8 -	36.215	22.685	58.900 (3)	73.83	0.952	09:24:32.441					
9 -	35.556	22.392	57.948 (1)	75.04		09:25:30.389					
10 -	34.416	23.742	58.158 (2)	74.77	0.210	09:26:28.547					
11 -	36.682	23.552	1:00.234	72.19	2.286	09:27:28.781					
12 -	34.336	22.501	56.837 D	76.51		09:28:25.618					

P3		81	1000	Dan HARTLE	Yamaha R1 2CR - #Teamrace						
IDEAL LAP TIME :		58.441		BEST LAP TIME :		58.820		DIFFERENCE :		0.379	
LAP	SECTOR 1	SECTOR 2	LAP TIME	MPH	DIFF	TIME OF DAY					
1 -	OUTLAP	23.874	1:05.948	65.93	7.128	09:18:15.420					
2 -	36.729	23.001	59.730	72.80	0.910	09:19:15.150					
3 -	36.624	23.226	59.850	72.65	1.030	09:20:15.000					
4 -	36.308	23.271	59.579	72.98	0.759	09:21:14.579					
5 -	36.024	22.956	58.980 (3)	73.73	0.160	09:22:13.559					
6 -	35.497	23.323	58.820 (1)	73.93		09:23:12.379					
7 -	35.623	23.255	58.878 (2)	73.85	0.058	09:24:11.257					
8 -	35.485	23.524	59.009	73.69	0.189	09:25:10.266					
9 -	36.068	23.536	59.604	72.95	0.784	09:26:09.870					

P4		20	600	Nathan MILES	Triumph DAYTONA -						
IDEAL LAP TIME :		58.802		BEST LAP TIME :		58.829		DIFFERENCE :		0.027	
LAP	SECTOR 1	SECTOR 2	LAP TIME	MPH	DIFF	TIME OF DAY					
1 -	41.550	25.871	1:07.421	64.49	8.592	09:17:23.856					
2 -	37.799	24.556	1:02.355	69.73	3.526	09:18:26.211					
3 -	36.827	23.728	1:00.555	71.81	1.726	09:19:26.766					
4 -	36.911	23.345	1:00.256	72.16	1.427	09:20:27.022					
5 -	36.001	23.547	59.548 (2)	73.02	0.719	09:21:26.570					
6 -	35.886	23.763	59.649 (3)	72.90	0.820	09:22:26.219					
7 -	36.993	23.843	1:00.836	71.48	2.007	09:23:27.055					
8 -	36.063	23.660	59.723	72.81	0.894	09:24:26.778					
9 -	35.457	23.372	58.829 (1)	73.91		09:25:25.607					

BMCRC - MRO Championships 2022 - Rnd 9 @ Brands Hatch Indy

BMCRC Rookie 600 & 1000

QUALIFYING - SECTOR ANALYSIS



SECTOR 1 = FL to I1, SECTOR 2 = I1 to FL, DIFF = Difference To Personal Best Lap, P = Crossed Finish Line in Pit Lane, D = Time Disallowed

P5 141 600 Henry ROSS		Yamaha R6 -				
IDEAL LAP TIME : 58.730		BEST LAP TIME : 59.027		DIFFERENCE : 0.297		
LAP	SECTOR 1	SECTOR 2	LAP TIME	MPH	DIFF	TIME OF DAY
1 -	OUTLAP	26.635	1:11.849	60.52	12.822	09:18:18.388
2 -	40.824	25.325	1:06.149	65.73	7.122	09:19:24.537
3 -	39.735	24.536	1:04.271	67.66	5.244	09:20:28.808
4 -	38.378	24.007	1:02.385	69.70	3.358	09:21:31.193
5 -	37.326	23.665	1:00.991	71.29	1.964	09:22:32.184
6 -	37.445	23.815	1:01.260	70.98	2.233	09:23:33.444
7 -	39.196	23.008	1:02.204	69.90	3.177	09:24:35.648
8 -	36.737	23.216	59.953 (3)	72.53	0.926	09:25:35.601
9 -	35.722	23.305	59.027 (1)	73.67		09:26:34.628
10 -	36.396	23.090	59.486 (2)	73.10	0.459	09:27:34.114
11 -	36.894	24.402	1:01.296	70.94	2.269	09:28:35.410

P6 281 1000 Daniel FARLEY		Suzuki GSXR - F-TECH FIRE & ELECTRICAL LTD				
IDEAL LAP TIME : 59.126		BEST LAP TIME : 59.126		DIFFERENCE : 0.000		
LAP	SECTOR 1	SECTOR 2	LAP TIME	MPH	DIFF	TIME OF DAY
1 -	41.377	25.250	1:06.627	65.26	7.501	09:17:34.557
2 -	39.481	26.814	1:06.295	65.59	7.169	09:18:40.852
3 -	38.042	25.140	1:03.182	68.82	4.056	09:19:44.034
4 -	36.697	23.402	1:00.099 (2)	72.35	0.973	09:20:44.133
5 -	36.811	24.252	1:01.063	71.21	1.937	09:21:45.196
6 -	37.202	24.911	1:02.113	70.01	2.987	09:22:47.309
7 -	37.575	24.447	1:02.022	70.11	2.896	09:23:49.331
8 -	37.027	24.353	1:01.380	70.84	2.254	09:24:50.711
9 -	36.494	23.991	1:00.485 (3)	71.89	1.359	09:25:51.196
10 -	37.129	24.229	1:01.358	70.87	2.232	09:26:52.554
11 -	37.299	23.868	1:01.167	71.09	2.041	09:27:53.721
12 -	35.903	23.223	59.126 (1)	73.54		09:28:52.847

P7 69 1000 Alfie COKER		Kawasaki ZX10RR - Elmech Racing				
IDEAL LAP TIME : 59.217		BEST LAP TIME : 59.309		DIFFERENCE : 0.092		
LAP	SECTOR 1	SECTOR 2	LAP TIME	MPH	DIFF	TIME OF DAY
1 -	40.841	26.475	1:07.316	64.59	8.007	09:17:44.163
2 -	38.240	25.057	1:03.297	68.70	3.988	09:18:47.460
3 -	37.167	24.529	1:01.696	70.48	2.387	09:19:49.156
4 -	38.243	25.422	1:03.665	68.30	4.356	09:20:52.821
5 -	39.103	24.533	1:03.636	68.33	4.327	09:21:56.457
6 -	36.673	25.188	1:01.861	70.29	2.552	09:22:58.318
7 -	36.468	24.741	1:01.209	71.04	1.900	09:23:59.527
8 -	36.346	24.125	1:00.471	71.91	1.162	09:24:59.998
9 -	36.090	24.146	1:00.236	72.19	0.927	09:26:00.234
10 -	35.716	23.593	59.309 (1)	73.32		09:26:59.543
11 -	35.730	23.719	59.449 (3)	73.14	0.140	09:27:58.992
12 -	35.869	23.501	59.370 (2)	73.24	0.061	09:28:58.362

P8 449 1000 Luke WALLINGTON		Yamaha R1 - BW Bespoke Developments Ltd				
IDEAL LAP TIME : 59.278		BEST LAP TIME : 59.421		DIFFERENCE : 0.143		
LAP	SECTOR 1	SECTOR 2	LAP TIME	MPH	DIFF	TIME OF DAY
1 -	OUTLAP	24.844	1:05.687	66.20	6.266	09:19:08.579
2 -	38.162	24.383	1:02.545	69.52	3.124	09:20:11.124
3 -	37.911	24.627	1:02.538	69.53	3.117	09:21:13.662
4 -	37.147	24.055	1:01.202	71.05	1.781	09:22:14.864
5 -	36.971	24.090	1:01.061	71.21	1.640	09:23:15.925
6 -	36.104	24.278	1:00.382	72.01	0.961	09:24:16.307
7 -	36.136	24.135	1:00.271	72.15	0.850	09:25:16.578
8 -	36.042	23.995	1:00.037 (3)	72.43	0.616	09:26:16.615
9 -	36.491	24.045	1:00.536	71.83	1.115	09:27:17.151
10 -	36.174	23.418	59.592 (2)	72.97	0.171	09:28:16.743
11 -	35.860	23.561	59.421 (1)	73.18		09:29:16.164

BMCRC - MRO Championships 2022 - Rnd 9 @ Brands Hatch Indy

BMCRC Rookie 600 & 1000

QUALIFYING - SECTOR ANALYSIS



SECTOR 1 = FL to I1, SECTOR 2 = I1 to FL, DIFF = Difference To Personal Best Lap, P = Crossed Finish Line in Pit Lane, D = Time Disallowed

P9 29 600 Michael SHEPPHARD		Kawasaki ZX6R - RTR Performance, KRS Solutions				
IDEAL LAP TIME : 59.632		BEST LAP TIME : 59.717		DIFFERENCE : 0.085		
LAP	SECTOR 1	SECTOR 2	LAP TIME	MPH	DIFF	TIME OF DAY
1 -	43.236	27.738	1:10.974	61.27	11.257	09:17:27.944
2 -	39.665	26.110	1:05.775	66.11	6.058	09:18:33.719
3 -	39.065	24.821	1:03.886	68.06	4.169	09:19:37.605
4 -	39.293	24.515	1:03.808	68.15	4.091	09:20:41.413
5 -	37.187	23.378	1:00.565 (3)	71.80	0.848	09:21:41.978
6 -	36.721	23.672	1:00.393 (2)	72.00	0.676	09:22:42.371
7 -	37.324	24.507	1:01.831	70.33	2.114	09:23:44.202
8 -	37.540	24.449	1:01.989	70.15	2.272	09:24:46.191
9 -	36.739	24.929	1:01.668	70.51	1.951	09:25:47.859
10 -	36.895	24.400	1:01.295	70.94	1.578	09:26:49.154
11 -	36.835	24.262	1:01.097	71.17	1.380	09:27:50.251
12 -	36.254	23.463	59.717 (1)	72.82		09:28:49.968

P10 37 1000 Adam DAVEY		BMW S1000RR -				
IDEAL LAP TIME : 1:00.115		BEST LAP TIME : 1:00.115		DIFFERENCE : 0.000		
LAP	SECTOR 1	SECTOR 2	LAP TIME	MPH	DIFF	TIME OF DAY
1 -	44.007	28.589	1:12.596	59.90	12.481	09:17:24.960
2 -	42.349	26.277	1:08.626	63.36	8.511	09:18:33.586
3 -	38.565	25.212	1:03.777	68.18	3.662	09:19:37.363
4 -	38.254	24.885	1:03.139	68.87	3.024	09:20:40.502
5 -	37.053	23.853	1:00.906 (3)	71.39	0.791	09:21:41.408
6 -	36.368	23.747	1:00.115 (1)	72.33		09:22:41.523
7 -	36.419	24.022	1:00.441 (2)	71.94	0.326	09:23:41.964
8 -	37.342	24.356	1:01.698	70.48	1.583	09:24:43.662

P11 36 1000 Alan MORGAN		Suzuki GSXR 1000 - Little Duck Racing				
IDEAL LAP TIME : 59.912		BEST LAP TIME : 1:00.253		DIFFERENCE : 0.341		
LAP	SECTOR 1	SECTOR 2	LAP TIME	MPH	DIFF	TIME OF DAY
1 -	39.491	27.172	1:06.663	65.23	6.410	09:17:43.419
2 -	38.076	24.563	1:02.639	69.42	2.386	09:18:46.058
3 -	37.678	24.931	1:02.609	69.45	2.356	09:19:48.667
4 -	37.733	24.700	1:02.433	69.65	2.180	09:20:51.100
5 -	38.324	23.746	1:02.070	70.05	1.817	09:21:53.170
6 -	36.503	23.750	1:00.253 (1)	72.17		09:22:53.423
7 -	37.894	23.409	1:01.303 (3)	70.93	1.050	09:23:54.726
8 -	37.104	24.124	1:01.228 (2)	71.02	0.975	09:24:55.954
9 -	39.893	24.321	1:04.214	67.72	3.961	09:26:00.168

P12 28 600 Tom WALKER		Honda CBR600RR - RWRacing				
IDEAL LAP TIME : 1:00.603		BEST LAP TIME : 1:00.603		DIFFERENCE : 0.000		
LAP	SECTOR 1	SECTOR 2	LAP TIME	MPH	DIFF	TIME OF DAY
1 -	47.153	28.350	1:15.503	57.59	14.900	09:17:23.953
2 -	41.697	26.096	1:07.793	64.14	7.190	09:18:31.746
3 -	40.257	25.119	1:05.376	66.51	4.773	09:19:37.122
4 -	39.318	24.921	1:04.239	67.69	3.636	09:20:41.361
5 -	38.458	24.243	1:02.701	69.35	2.098	09:21:44.062
6 -	38.356	25.374	1:03.730	68.23	3.127	09:22:47.792
7 -	37.713	24.423	1:02.136 (3)	69.98	1.533	09:23:49.928
8 -	37.908	24.284	1:02.192	69.92	1.589	09:24:52.120
9 -	37.774	24.572	1:02.346	69.74	1.743	09:25:54.466
10 -	38.025	26.076	1:04.101	67.83	3.498	09:26:58.567
11 -	37.822	23.770	1:01.592 (2)	70.60	0.989	09:28:00.159
12 -	36.916	23.687	1:00.603 (1)	71.75		09:29:00.762

BMCRC - MRO Championships 2022 - Rnd 9 @ Brands Hatch Indy

BMCRC Rookie 600 & 1000

QUALIFYING - SECTOR ANALYSIS



SECTOR 1 = FL to I1, SECTOR 2 = I1 to FL, DIFF = Difference To Personal Best Lap, P = Crossed Finish Line in Pit Lane, D = Time Disallowed

P13 41 600 Toby COOK			Triumph DAYTONA - Brixham Bodyworks			
IDEAL LAP TIME : 1:00.722		BEST LAP TIME : 1:00.722		DIFFERENCE : 0.000		
LAP	SECTOR 1	SECTOR 2	LAP TIME	MPH	DIFF	TIME OF DAY
1 -	45.076	28.988	1:14.064	58.71	13.342	09:17:32.861
2 -	41.150	27.384	1:08.534	63.45	7.812	09:18:41.395
3 -	40.285	26.373	1:06.658	65.23	5.936	09:19:48.053
4 -	38.602	25.837	1:04.439	67.48	3.717	09:20:52.492
5 -	38.788	24.983	1:03.771	68.19	3.049	09:21:56.263
6 -	38.648	24.469	1:03.117	68.89	2.395	09:22:59.380
7 -	38.115	24.846	1:02.961 (3)	69.06	2.239	09:24:02.341
8 -	38.291	25.572	1:03.863	68.09	3.141	09:25:06.204
9 -	38.872	24.290	1:03.162	68.84	2.440	09:26:09.366
10 -	37.523	24.930	1:02.453 (2)	69.63	1.731	09:27:11.819
11 -	36.913	23.809	1:00.722 (1)	71.61		09:28:12.541

P14 124 600 Mark STRUTT			Yamaha R6 - Myself			
IDEAL LAP TIME : 1:00.749		BEST LAP TIME : 1:00.873		DIFFERENCE : 0.124		
LAP	SECTOR 1	SECTOR 2	LAP TIME	MPH	DIFF	TIME OF DAY
1 -	46.409	27.070	1:13.479	59.18	12.606	09:17:16.310
2 -	41.072	25.513	1:06.585	65.30	5.712	09:18:22.895
3 -	40.126	24.977	1:05.103	66.79	4.230	09:19:27.998
4 -	39.063	24.671	1:03.734	68.23	2.861	09:20:31.732
5 -	38.412	24.275	1:02.687	69.37	1.814	09:21:34.419
6 -	38.214	23.665	1:01.879	70.27	1.006	09:22:36.298
7 -	37.084	23.789	1:00.873 (1)	71.43		09:23:37.171
8 -	37.522	24.551	1:02.073	70.05	1.200	09:24:39.244
9 -	38.285	23.740	1:02.025	70.11	1.152	09:25:41.269
10 -	37.307	24.282	1:01.589 (2)	70.60	0.716	09:26:42.858
11 -	37.424	24.674	1:02.098	70.02	1.225	09:27:44.956
12 -	37.827	23.934	1:01.761 (3)	70.41	0.888	09:28:46.717

P15 334 1000 Anthony BRANDISH			Suzuki GSXR 1000 - BW bespoke developments ltd			
IDEAL LAP TIME : 1:00.407		BEST LAP TIME : 1:00.904		DIFFERENCE : 0.497		
LAP	SECTOR 1	SECTOR 2	LAP TIME	MPH	DIFF	TIME OF DAY
1 -	OUTLAP	24.519	1:05.567	66.32	4.663	09:18:42.300
2 -	39.650	25.818	1:05.468	66.42	4.564	09:19:47.768
3 -	37.529	24.218	1:01.747	70.42	0.843	09:20:49.515
4 -	38.045	23.557	1:01.602 (3)	70.59	0.698	09:21:51.117
5 -	37.783	24.399	1:02.182	69.93	1.278	09:22:53.299
6 -	38.360	24.163	1:02.523	69.55	1.619	09:23:55.822
7 -	37.233	23.671	1:00.904 (1)	71.40		09:24:56.726
8 -	38.149	23.692	1:01.841	70.31	0.937	09:25:58.567
9 -	36.850	24.102	1:00.952 (2)	71.34	0.048	09:26:59.519
10 -	38.199	23.637	1:01.836	70.32	0.932	09:28:01.355
11 -	38.277	24.239	1:02.516	69.55	1.612	09:29:03.871

P16 395 600 William NICHOLLS			Yamaha R6 - Will Nicholls Farriery			
IDEAL LAP TIME : 1:01.185		BEST LAP TIME : 1:01.208		DIFFERENCE : 0.023		
LAP	SECTOR 1	SECTOR 2	LAP TIME	MPH	DIFF	TIME OF DAY
1 -	46.448	28.738	1:15.186	57.83	13.978	09:17:31.888
2 -	41.834	27.294	1:09.128	62.90	7.920	09:18:41.016
3 -	41.272	26.210	1:07.482	64.44	6.274	09:19:48.498
4 -	38.632	25.953	1:04.585 (2)	67.33	3.377	09:20:53.083
5 -	40.649	26.577	1:07.226	64.68	6.018	09:22:00.309
6 -	39.013	27.216	1:06.229	65.66	5.021	09:23:06.538
7 -	38.943	25.706	1:04.649 (3)	67.26	3.441	09:24:11.187
8 -	37.190	24.018	1:01.208 (1)	71.04		09:25:12.395

BMCRC - MRO Championships 2022 - Rnd 9 @ Brands Hatch Indy

BMCRC Rookie 600 & 1000

QUALIFYING - SECTOR ANALYSIS



SECTOR 1 = FL to I1, SECTOR 2 = I1 to FL, DIFF = Difference To Personal Best Lap, P = Crossed Finish Line in Pit Lane, D = Time Disallowed

P17 34 1000 Ben CHEESEMAN		Kawasaki ZX10RR - BCH Services Kent Ltd				
IDEAL LAP TIME : 1:01.214		BEST LAP TIME : 1:01.214		DIFFERENCE : 0.000		
LAP	SECTOR 1	SECTOR 2	LAP TIME	MPH	DIFF	TIME OF DAY
1 -	46.954	28.897	1:15.851	57.33	14.637	09:17:18.839
2 -	42.037	27.173	1:09.210	62.83	7.996	09:18:28.049
3 -	40.662	26.679	1:07.341	64.57	6.127	09:19:35.390
4 -	39.850	24.979	1:04.829 (3)	67.07	3.615	09:20:40.219
5 -	41.586	25.354	1:06.940	64.96	5.726	09:21:47.159
6 -	39.083	26.004	1:05.087	66.81	3.873	09:22:52.246
7 -	41.488	26.309	1:07.797	64.14	6.583	09:24:00.043
8 -	39.504	26.262	1:05.766	66.12	4.552	09:25:05.809
9 -	40.335	25.283	1:05.618	66.27	4.404	09:26:11.427
10 -	39.212	26.786	1:05.998	65.88	4.784	09:27:17.425
11 -	38.188	24.156	1:02.344 (2)	69.75	1.130	09:28:19.769
12 -	37.242	23.972	1:01.214 (1)	71.03		09:29:20.983

P18 58 600 Paul NICHOLAS		Yamaha YZF R6 - MARLEY COMMS				
IDEAL LAP TIME : 1:01.296		BEST LAP TIME : 1:01.296		DIFFERENCE : 0.000		
LAP	SECTOR 1	SECTOR 2	LAP TIME	MPH	DIFF	TIME OF DAY
1 -	42.488	25.500	1:07.988	63.96	6.692	09:17:25.876
2 -	39.583	24.538	1:04.121 (3)	67.81	2.825	09:18:29.997
3 -	38.857	24.532	1:03.389 (2)	68.60	2.093	09:19:33.386
4 -	37.018	24.278	1:01.296 (1)	70.94		09:20:34.682

P19 23 1000 Harry HINCHCLIFFE		Kawasaki ZX10R GEN 4 -				
IDEAL LAP TIME : 1:01.023		BEST LAP TIME : 1:01.330		DIFFERENCE : 0.307		
LAP	SECTOR 1	SECTOR 2	LAP TIME	MPH	DIFF	TIME OF DAY
1 -	44.617	26.926	1:11.543	60.78	10.213	09:17:31.535
2 -	39.404	25.104	1:04.508 (3)	67.41	3.178	09:18:36.043
3 -	40.298	25.000	1:05.298	66.59	3.968	09:19:41.341
4 -	37.091	24.239	1:01.330 (1)	70.90		09:20:42.671
5 -	38.085	23.932	1:02.017 (2)	70.11	0.687	09:21:44.688

P20 222 1000 Daniel MERCER		Honda CBR1000RR - Desperate Dan Racing				
IDEAL LAP TIME : 1:03.269		BEST LAP TIME : 1:03.269		DIFFERENCE : 0.000		
LAP	SECTOR 1	SECTOR 2	LAP TIME	MPH	DIFF	TIME OF DAY
1 -	45.589	28.362	1:13.951	58.80	10.682	09:17:31.661
2 -	41.093	27.797	1:08.890	63.12	5.621	09:18:40.551
3 -	40.946	27.563	1:08.509	63.47	5.240	09:19:49.060
4 -	41.116	26.882	1:07.998	63.95	4.729	09:20:57.058
5 -	40.446	26.640	1:07.086	64.82	3.817	09:22:04.144
6 -	40.464	26.844	1:07.308	64.60	4.039	09:23:11.452
7 -	39.496	26.191	1:05.687	66.20	2.418	09:24:17.139
8 -	40.175	26.292	1:06.467	65.42	3.198	09:25:23.606
9 -	37.848	25.421	1:03.269 (1)	68.73		09:26:26.875
10 -	39.167	25.589	1:04.756 (2)	67.15	1.487	09:27:31.631
11 -	39.065	26.400	1:05.465 (3)	66.42	2.196	09:28:37.096

P21 125 1000 Matthew CHAM		Kawasaki ZX10R - MFM Track Bikes				
IDEAL LAP TIME : 1:02.878		BEST LAP TIME : 1:03.285		DIFFERENCE : 0.407		
LAP	SECTOR 1	SECTOR 2	LAP TIME	MPH	DIFF	TIME OF DAY
1 -	44.661	27.093	1:11.754	60.60	8.469	09:17:28.326
2 -	40.070	27.090	1:07.160	64.74	3.875	09:18:35.486
3 -	40.806	26.698	1:07.504	64.41	4.219	09:19:42.990
4 -	39.670	25.691	1:05.361	66.53	2.076	09:20:48.351
5 -	39.733	25.116	1:04.849	67.05	1.564	09:21:53.200
6 -	39.116	26.160	1:05.276	66.61	1.991	09:22:58.476
7 -	38.800	24.821	1:03.621 (3)	68.35	0.336	09:24:02.097
8 -	38.198	25.391	1:03.589 (2)	68.38	0.304	09:25:05.686
9 -	38.605	24.680	1:03.285 (1)	68.71		09:26:08.971

BMCRC - MRO Championships 2022 - Rnd 9 @ Brands Hatch Indy

BMCRC Rookie 600 & 1000

QUALIFYING - SECTOR ANALYSIS



SECTOR 1 = FL to I1, SECTOR 2 = I1 to FL, DIFF = Difference To Personal Best Lap, P = Crossed Finish Line in Pit Lane, D = Time Disallowed

P22 50 1000 Jason PAES			Aprilia RSV4 -			
IDEAL LAP TIME : 1:04.025		BEST LAP TIME : 1:04.025		DIFFERENCE : 0.000		
LAP	SECTOR 1	SECTOR 2	LAP TIME	MPH	DIFF	TIME OF DAY
1 -	OUTLAP	26.094	1:11.809	60.55	7.784	09:24:30.019
2 -	40.195	25.541	1:05.736	66.15	1.711	09:25:35.755
3 -	39.037	25.630	1:04.667 (3)	67.24	0.642	09:26:40.422
4 -	39.188	25.234	1:04.422 (2)	67.50	0.397	09:27:44.844
5 -	38.994	25.031	1:04.025 (1)	67.92		09:28:48.869

P23 84 1000 Colin McPHERSON			Kawasaki ZX10R -			
IDEAL LAP TIME : 1:04.947		BEST LAP TIME : 1:04.947		DIFFERENCE : 0.000		
LAP	SECTOR 1	SECTOR 2	LAP TIME	MPH	DIFF	TIME OF DAY
1 -	48.516	28.239	1:16.755	56.65	11.808	09:17:24.262
2 -	43.400	27.084	1:10.484	61.69	5.537	09:18:34.746
3 -	42.029	27.828	1:09.857	62.25	4.910	09:19:44.603
4 -	40.903	26.636	1:07.539	64.38	2.592	09:20:52.142
5 -	40.360	26.186	1:06.546 (3)	65.34	1.599	09:21:58.688
6 -	40.516	27.106	1:07.622	64.30	2.675	09:23:06.310
7 -	40.281	26.298	1:06.579	65.31	1.632	09:24:12.889
8 -	40.227	25.478	1:05.705 (2)	66.18	0.758	09:25:18.594
9 -	40.550	26.158	1:06.708	65.18	1.761	09:26:25.302
10 -	39.583	25.364	1:04.947 (1)	66.95		09:27:30.249

P24 123 1000 James VINCER			Yamaha YZFR1 - Keam Electrical Services			
IDEAL LAP TIME : 1:05.707		BEST LAP TIME : 1:05.779		DIFFERENCE : 0.072		
LAP	SECTOR 1	SECTOR 2	LAP TIME	MPH	DIFF	TIME OF DAY
1 -	48.314	28.240	1:16.554	56.80	10.775	09:17:23.385
2 -	42.979	27.322	1:10.301	61.85	4.522	09:18:33.686
3 -	41.667	26.509	1:08.176	63.78	2.397	09:19:41.862
4 -	40.342	26.240	1:06.582	65.31	0.803	09:20:48.444
5 -	41.393	26.520	1:07.913	64.03	2.134	09:21:56.357
6 -	40.766	27.844	1:08.610	63.38	2.831	09:23:04.967
7 -	40.295	26.679	1:06.974	64.92	1.195	09:24:11.941
8 -	40.246	26.190	1:06.436 (2)	65.45	0.657	09:25:18.377
9 -	39.799	27.059	1:06.858	65.04	1.079	09:26:25.235
10 -	40.236	26.308	1:06.544 (3)	65.34	0.765	09:27:31.779
11 -	39.517	26.262	1:05.779 (1)	66.10		09:28:37.558

P25 274 1000 Stewart LATIMER			Suzuki GSXR1000 R - Fat Bloke Racing RR			
IDEAL LAP TIME : 1:06.076		BEST LAP TIME : 1:06.317		DIFFERENCE : 0.241		
LAP	SECTOR 1	SECTOR 2	LAP TIME	MPH	DIFF	TIME OF DAY
1 -	46.504	29.322	1:15.826	57.34	9.509	09:17:21.840
2 -	43.006	28.220	1:11.226	61.05	4.909	09:18:33.066
3 -	42.517	28.579	1:11.096	61.16	4.779	09:19:44.162
4 -	40.675	27.686	1:08.361	63.61	2.044	09:20:52.523
5 -	40.759	27.326	1:08.085	63.87	1.768	09:22:00.608
6 -	39.708	27.414	1:07.122	64.78	0.805	09:23:07.730
7 -	42.027	26.845	1:08.872	63.14	2.555	09:24:16.602
8 -	40.410	26.696	1:07.106 (3)	64.80	0.789	09:25:23.708
9 -	39.645	26.795	1:06.440 (2)	65.45	0.123	09:26:30.148
10 -	41.790	26.431	1:08.221	63.74	1.904	09:27:38.369
11 -	39.657	26.660	1:06.317 (1)	65.57		09:28:44.686

BMCRC - MRO Championships 2022 - Rnd 9 @ Brands Hatch Indy

BMCRC Rookie 600 & 1000

QUALIFYING - SECTOR ANALYSIS



SECTOR 1 = FL to I1, SECTOR 2 = I1 to FL, DIFF = Difference To Personal Best Lap, P = Crossed Finish Line in Pit Lane, D = Time Disallowed

P26 825 600		Cody OWENS		Suzuki GSXR 600 -			
IDEAL LAP TIME : 1:07.090		BEST LAP TIME : 1:07.090		DIFFERENCE : 0.000			
LAP	SECTOR 1	SECTOR 2	LAP TIME	MPH	DIFF	TIME OF DAY	
1 -	47.918	27.995	1:15.913	57.28	8.823	09:17:44.009	
2 -	43.248	27.616	1:10.864	61.36	3.774	09:18:54.873	
3 -	42.453	27.662	1:10.115	62.02	3.025	09:20:04.988	
4 -	42.584	27.319	1:09.903	62.20	2.813	09:21:14.891	
5 -	41.489	27.451	1:08.940	63.07	1.850	09:22:23.831	
6 -	41.472	27.246	1:08.718 (2)	63.28	1.628	09:23:32.549	
7 -	41.090	27.694	1:08.784 (3)	63.22	1.694	09:24:41.333	
8 -	40.303	26.787	1:07.090 (1)	64.81		09:25:48.423	

P27 96 1000		Pete SCOTT		Suzuki GSXR750 - South Hill MOT Centre			
IDEAL LAP TIME : 1:12.246		BEST LAP TIME : 1:15.460		DIFFERENCE : 3.214			
LAP	SECTOR 1	SECTOR 2	LAP TIME	MPH	DIFF	TIME OF DAY	
1 -	45.987	29.473	1:15.460 (1)	57.62		09:17:29.436	

BMCRC - MRO Championships 2022 - Rnd 9 @ Brands Hatch Indy

BMCRC Rookie 600 & 1000

QUALIFYING - BEST SECTORS

SECTOR 1				SECTOR 2				IDEAL / BEST COMPARISON				
POS	NO	NAME	TIME	NO	NAME	TIME	POS	NO	NAME	IDEAL	BEST	DIFF
									PERFECT LAP	56.184		
1	224	HEALEY	33.792	87	THOMPSON	22.392	1	224	HEALEY	56.349	56.557	0.208
2	87	THOMPSON	34.336	224	HEALEY	22.557	2	87	THOMPSON	56.728	57.948	1.220
3	20	MILES	35.457	81	HARTLE	22.956	3	81	HARTLE	58.441	58.820	0.379
4	81	HARTLE	35.485	141	ROSS	23.008	4	141	ROSS	58.730	59.027	0.297
5	69	COKER	35.716	281	FARLEY	23.223	5	20	MILES	58.802	58.829	0.027
6	141	ROSS	35.722	20	MILES	23.345	6	281	FARLEY	59.126	59.126	0.000
7	449	WALLINGTON	35.860	29	SHEPPHARD	23.378	7	69	COKER	59.217	59.309	0.092
8	281	FARLEY	35.903	36	MORGAN	23.409	8	449	WALLINGTON	59.278	59.421	0.143
9	29	SHEPPHARD	36.254	449	WALLINGTON	23.418	9	29	SHEPPHARD	59.632	59.717	0.085
10	37	DAVEY	36.368	69	COKER	23.501	10	36	MORGAN	59.912	1:00.253	0.341
11	36	MORGAN	36.503	334	BRANDISH	23.557	11	37	DAVEY	1:00.115	1:00.115	0.000
12	334	BRANDISH	36.850	124	STRUTT	23.665	12	334	BRANDISH	1:00.407	1:00.904	0.497
13	41	COOK	36.913	28	WALKER	23.687	13	28	WALKER	1:00.603	1:00.603	0.000
14	28	WALKER	36.916	37	DAVEY	23.747	14	41	COOK	1:00.722	1:00.722	0.000
15	58	NICHOLAS	37.018	41	COOK	23.809	15	124	STRUTT	1:00.749	1:00.873	0.124
16	124	STRUTT	37.084	23	HINCHCLIFFE	23.932	16	23	HINCHCLIFFE	1:01.023	1:01.330	0.307
17	23	HINCHCLIFFE	37.091	34	CHEESEMAN	23.972	17	395	NICHOLLS	1:01.185	1:01.208	0.023
18	395	NICHOLLS	37.167	395	NICHOLLS	24.018	18	34	CHEESEMAN	1:01.214	1:01.214	0.000
19	34	CHEESEMAN	37.242	58	NICHOLAS	24.278	19	58	NICHOLAS	1:01.296	1:01.296	0.000
20	222	MERCER	37.848	125	CHAM	24.680	20	125	CHAM	1:02.878	1:03.285	0.407
21	125	CHAM	38.198	50	PAES	25.031	21	222	MERCER	1:03.269	1:03.269	0.000
22	50	PAES	38.994	84	McPHERSON	25.364	22	50	PAES	1:04.025	1:04.025	0.000
23	123	VINCER	39.517	222	MERCER	25.421	23	84	McPHERSON	1:04.947	1:04.947	0.000
24	84	McPHERSON	39.583	123	VINCER	26.190	24	123	VINCER	1:05.707	1:05.779	0.072
25	274	LATIMER	39.645	274	LATIMER	26.431	25	274	LATIMER	1:06.076	1:06.317	0.241
26	825	OWENS	40.303	825	OWENS	26.787	26	825	OWENS	1:07.090	1:07.090	0.000
27	96	SCOTT	42.773	96	SCOTT	29.473	27	96	SCOTT	1:12.246	1:15.460	3.214

BMCRC - MRO Championships 2022 - Rnd 9 @ Brands Hatch Indy

BMCRC Rookie 600 & 1000

QUALIFYING - STATISTICS

Competitors Started 27
Planned Start 2022-10-01 @ 09:17:00.000
Actual Start 2022-10-01 @ 09:15:26.160
Finish Time 2022-10-01 @ 09:28:21.377
Track Length 1.2079mi.
Total Laps 258
Total Distance Covered 311.6499mi.

Session Fastest Lap History

NO	CL	NAME	LAP TIME	TIME OF DAY	LAP	VEHICLE
124	600	Mark STRUTT	1:13.479	09:17:16.335	1	Yamaha R6
20	600	Nathan MILES	1:07.421	09:17:23.870	1	Triumph DAYTONA
281	1000	Daniel FARLEY	1:06.627	09:17:34.583	1	Suzuki GSXR
124	600	Mark STRUTT	1:06.585	09:18:22.918	2	Yamaha R6
20	600	Nathan MILES	1:02.355	09:18:26.226	2	Triumph DAYTONA
81	1000	Dan HARTLE	59.730	09:19:15.175	2	Yamaha R1 2CR
81	1000	Dan HARTLE	59.579	09:21:14.604	4	Yamaha R1 2CR
20	600	Nathan MILES	59.548	09:21:26.585	5	Triumph DAYTONA
81	1000	Dan HARTLE	58.980	09:22:13.583	5	Yamaha R1 2CR
224	1000	Lee HEALEY	57.937	09:22:38.129	6	Suzuki GSXR 1000R
224	1000	Lee HEALEY	56.557	09:26:31.751	10	Suzuki GSXR 1000R

Flag History

TYPE	TIME OF DAY
GREEN	09:15:26.160
FINISH	09:28:21.377

Flag Statistics

TYPE	COUNT	TOTAL LAPS	TOTAL TIME
Green	1	12	14:00.671
Red	0	0	0.000
Safety Car	0	0	0.000
FCY	0	0	0.000

BMCRC - MRO Championships 2022 - Rnd 9 @ Brands Hatch Indy

BMCRC Rookie 600 & 1000

QUALIFYING - STATISTICS

CLASS : 1000

18 Starters

Fastest Lap History

NO	NAME	LAP TIME	TIME OF DAY	LAP	VEHICLE
34	Ben CHEESEMAN	1:15.851	09:17:18.877	1	Kawasaki ZX10RR
274	Stewart LATIMER	1:15.826	09:17:21.867	1	Suzuki GSXR1000 R
37	Adam DAVEY	1:12.596	09:17:24.995	1	BMW S1000RR
87	Karl THOMPSON	1:09.134	09:17:25.384	1	Yamaha R1
281	Daniel FARLEY	1:06.627	09:17:34.583	1	Suzuki GSXR
224	Lee HEALEY	1:05.053	09:18:33.915	2	Suzuki GSXR 1000R
23	Harry HINCHCLIFFE	1:04.508	09:18:36.069	2	Kawasaki ZX10R GEN 4
36	Alan MORGAN	1:02.639	09:18:46.068	2	Suzuki GSXR 1000
81	Dan HARTLE	59.730	09:19:15.175	2	Yamaha R1 2CR
81	Dan HARTLE	59.579	09:21:14.604	4	Yamaha R1 2CR
81	Dan HARTLE	58.980	09:22:13.583	5	Yamaha R1 2CR
224	Lee HEALEY	57.937	09:22:38.129	6	Suzuki GSXR 1000R
224	Lee HEALEY	56.557	09:26:31.751	10	Suzuki GSXR 1000R

BMCRC - MRO Championships 2022 - Rnd 9 @ Brands Hatch Indy

BMCRC Rookie 600 & 1000

QUALIFYING - STATISTICS

CLASS : 600

9 Starters

Fastest Lap History

NO	NAME	LAP TIME	TIME OF DAY	LAP	VEHICLE
124	Mark STRUTT	1:13.479	09:17:16.335	1	Yamaha R6
20	Nathan MILES	1:07.421	09:17:23.870	1	Triumph DAYTONA
124	Mark STRUTT	1:06.585	09:18:22.918	2	Yamaha R6
20	Nathan MILES	1:02.355	09:18:26.226	2	Triumph DAYTONA
20	Nathan MILES	1:00.555	09:19:26.781	3	Triumph DAYTONA
20	Nathan MILES	1:00.256	09:20:27.036	4	Triumph DAYTONA
20	Nathan MILES	59.548	09:21:26.585	5	Triumph DAYTONA
20	Nathan MILES	58.829	09:25:25.622	9	Triumph DAYTONA

BMCRC - MRO Championships 2022 - Rnd 9 @ Brands Hatch Indy

BMCRC Rookie 600 & 1000

RACE 2 - GRID (10 Laps)



CONTRACTORS LTD

ROW 12	36		35		34	65 Francesco MONTINI				
ROW 11		1:07.090	33	825 Cody OWENS	1:01.296	32	58 Paul NICHOLAS	1:01.208	31	395 William NICHOLLS
ROW 10		1:00.873	30	124 Mark STRUTT	1:00.722	29	41 Toby COOK	1:00.603	28	28 Tom WALKER
ROW 9		59.717	27	29 Michael SHEPPHARD	59.027	26	141 Henry ROSS	58.829	25	20 Nathan MILES
ROW 8	24		23		22					
ROW 7			21		20		19	7 Stephen WALLINGTON		
ROW 6		1:15.460	18	96 Pete SCOTT	1:06.317	17	274 Stewart LATIMER	1:05.779	16	123 James VINCER
ROW 5		1:04.947	15	84 Colin McPHERSON	1:04.025	14	50 Jason PAES	1:03.285	13	125 Matthew CHAM
ROW 4		1:03.269	12	222 Daniel MERCER	1:01.330	11	23 Harry HINCHCLIFFE	1:01.214	10	34 Ben CHEESEMAN
ROW 3		1:00.904	9	334 Anthony BRANDISH	1:00.253	8	36 Alan MORGAN	1:00.115	7	37 Adam DAVEY
ROW 2		59.421	6	449 Luke WALLINGTON	59.309	5	69 Alfie COKER	59.126	4	281 Daniel FARLEY
ROW 1		58.820	3	81 Dan HARTLE	57.948	2	87 Karl THOMPSON	56.557	1	224 Lee HEALEY
Pole										

Brands Hatch Indy: 1.2079 miles

These results are provisional until the conclusion of any judicial and technical matters.

Clerk Of Course :	Stewards :	Timekeeper : <i>Craig Smith</i>
-------------------	------------	------------------------------------

Results can be found at www.tsl-timing.com

Printed - 09:34 Saturday, 01 October 2022



BMCRC - MRO Championships 2022 - Rnd 9 @ Brands Hatch Indy

BMCRC Rookie 600 & 1000

RACE 2 - CLASSIFICATION



CONTRACTORS LTD

POS	NO	CL	PIC NAME	ENTRY	LAPS	TIME	GAP	DIFF	MPH	BEST	ON
1	449	1000	1 Luke WALLINGTON	Yamaha R1 - BW Bespoke Developments Ltd	10	8:31.636			84.99	50.189	9
2	87	1000	2 Karl THOMPSON	Yamaha R1 - #Teamrace	10	8:36.823	5.187	5.187	84.14	50.524	3
3	23	1000	3 Harry HINCHCLIFFE	Kawasaki ZX10R GEN 4 -	10	8:37.653	6.017	0.830	84.00	50.220	10
4	224	1000	4 Lee HEALEY	Suzuki GSXR 1000R - F-Tech Fire & Electrical Ltd /	10	8:38.951	7.315	1.298	83.79	50.965	8
5	334	1000	5 Anthony BRANDISH	Suzuki GSXR 1000 - BW bespoke developments ltd	10	8:42.745	11.109	3.794	83.18	51.126	4
6	81	1000	6 Dan HARTLE	Yamaha R1 2CR - #Teamrace	10	8:43.098	11.462	0.353	83.13	51.051	10
7	69	1000	7 Alfie COKER	Kawasaki ZX10RR - Elmech Racing	10	8:51.746	20.110	8.648	81.77	51.568	4
8	34	1000	8 Ben CHEESEMAN	Kawasaki ZX10RR - BCH Services Kent Ltd	10	8:58.510	26.874	6.764	80.75	51.836	7
9	37	1000	9 Adam DAVEY	BMW S1000RR -	10	9:00.962	29.326	2.452	80.38	52.471	8
10	281	1000	10 Daniel FARLEY	Suzuki GSXR - F-TECH FIRE & ELECTRICAL LTD	10	9:01.529	29.893	0.567	80.30	52.792	4
11	50	1000	11 Jason PAES	Aprilia RSV4 -	10	9:01.695	30.059	0.166	80.27	52.065	7
12	125	1000	12 Matthew CHAM	Kawasaki ZX10R - MFM Track Bikes	10	9:03.574	31.938	1.879	80.00	53.193	10
13	222	1000	13 Daniel MERCER	Honda CBR1000RR - Desperate Dan Racing	10	9:03.841	32.205	0.267	79.96	53.251	10
14	96	1000	14 Pete SCOTT	Suzuki GSXR750 - South Hill MOT Centre	10	9:04.220	32.584	0.379	79.90	52.968	5
15	36*	1000	15 Alan MORGAN	Suzuki GSXR 1000 - Little Duck Racing	10	9:10.535	38.899	6.315	78.98	52.992	3
16	29	600	1 Michael SHEPPHARD	Kawasaki ZX6R - RTR Performance, KRS Solutions	10	9:11.717	40.081	1.182	78.81	51.782	9
17	141	600	2 Henry ROSS	Yamaha R6 -	10	9:15.139	43.503	3.422	78.33	52.140	4
18	274	1000	16 Stewart LATIMER	Suzuki GSXR1000 R - Fat Bloke Racing RR	10	9:16.597	44.961	1.458	78.12	53.610	5
19	58	600	3 Paul NICHOLAS	Yamaha YZF R6 - MARLEY COMMS	10	9:18.824	47.188	2.227	77.81	52.200	5
20	20	600	4 Nathan MILES	Triumph DAYTONA -	10	9:19.053	47.417	0.229	77.78	52.392	5
21	84	1000	17 Colin McPHERSON	Kawasaki ZX10R -	10	9:22.246	50.610	3.193	77.34	54.567	5
22	123	1000	18 James VINCER	Yamaha YZFR1 - Keam Electrical Services	9	8:32.060	1 Lap	1 Lap	76.43	55.669	6
23	41	600	5 Toby COOK	Triumph DAYTONA - Brixham Bodyworks	9	8:39.236	1 Lap	7.176	75.37	54.055	8
24	124	600	6 Mark STRUTT	Yamaha R6 - Myself	9	8:39.630	1 Lap	0.394	75.31	53.878	8
25	28	600	7 Tom WALKER	Honda CBR600RR - RWRacing	9	8:42.709	1 Lap	3.079	74.87	54.235	6
26	825	600	8 Cody OWENS	Suzuki GSXR 600 -	9	9:01.517	1 Lap	18.808	72.27	56.046	6
27	65	600	9 Francesco MONTINI	Triumph DAYTONA 675R - Sara Johnson	9	9:03.264	1 Lap	1.747	72.04	55.999	7

FASTEST LAP

449	1000	Luke WALLINGTON	Yamaha R1 - BW Bespoke Developments Ltd	9	50.189	86.64 mph	139.44 kph
29	600	Michael SHEPPHARD	Kawasaki ZX6R - RTR Performance, KRS Solutions	9	51.782	83.97 mph	135.15 kph

* No. 36 - 10 second penalty - jump start
 Class 1000 - 92.5% of Race Speed = 78.61 mph
 Class 600 - 92.5% of Race Speed = 72.89 mph

Weather / Track : Sunny / Dry

These results are provisional until the conclusion of any judicial and technical matters.

Race Distance: 10 Laps / 12.07 miles

Brands Hatch Indy: 1.2079 miles

Date: 01/10/2022 Start: 12:11 Finish: 12:19

Clerk Of Course :	Stewards :	Timekeeper : <i>Craig Smith</i>
-------------------	------------	------------------------------------

Results can be found at www.tsl-timing.com

Printed - 12:22 Saturday, 01 October 2022



BMCRC - MRO Championships 2022 - Rnd 9 @ Brands Hatch Indy

BMCRC Rookie 600 & 1000

RACE 2 - LAP CHART

LAP 1 @ 12:12:22.789

NO	BEHIND	LAP TIME
449		56.120
224	0.641	56.761
87	0.818	56.938
81	1.664	57.784
334	2.045	58.165
36	3.005	59.125
23	3.092	59.212
69	3.470	59.590
125	3.822	59.942
281	4.071	1:00.191
37	4.958	1:01.078
50	5.177	1:01.297
34	5.401	1:01.521
222	6.018	1:02.138
123	7.396	1:03.516
96	7.536	1:03.656
84	7.866	1:03.986
274	8.247	1:04.367
29	23.967	1:20.087
141	25.510	1:21.630
20	26.007	1:22.127
58	26.680	1:22.800
28	27.823	1:23.943
41	27.853	1:23.973
124	28.088	1:24.208
65	29.726	1:25.846
825	30.225	1:26.345

LAP 2 @ 12:13:13.530

NO	BEHIND	LAP TIME
449		50.741
224	1.413	51.513
87	1.500	51.423
81	2.909	51.986
334	3.159	51.855
23	3.952	51.601
69	5.069	52.340
36	5.356	53.092
125	7.157	54.076
281	7.187	53.857
37	8.277	54.060
50	8.597	54.161
34	8.746	54.086
222	9.194	53.917
96	10.904	54.109
123	12.825	56.170
84	13.113	55.988
274	13.188	55.682
29	25.865	52.639
141	28.403	53.634
20	29.138	53.872
58	29.359	53.420
41	31.997	54.885
124	32.593	55.246
28	32.917	55.835
65	36.569	57.584
825	36.883	57.399

LAP 3 @ 12:14:04.255

NO	BEHIND	LAP TIME
449		50.725
87	1.299	50.524

224	1.986	51.298
81	4.231	52.047
23	4.273	51.046
334	4.546	52.112
69	5.966	51.622
36	7.623	52.992
281	9.529	53.067
125	10.606	54.174
37	10.861	53.309
50	11.119	53.247
34	11.247	53.226
222	11.882	53.413
96	13.179	53.000
84	18.246	55.858
123	18.820	56.720
274	19.036	56.573
29	27.309	52.169
141	30.630	52.952
20	31.425	53.012
58	31.703	53.069
41	36.020	54.748
124	36.171	54.303
28	36.975	54.783
65	42.815	56.971
825	43.073	56.915

LAP 4 @ 12:14:54.664

NO	BEHIND	LAP TIME
449		50.409
87	1.500	50.610
224	2.951	51.374
23	4.681	50.817
81	5.037	51.215
334	5.263	51.126
69	7.125	51.568
36	10.594	53.380
281	11.912	52.792
125	14.051	53.854
37	14.130	53.678
50	14.363	53.653
34	14.452	53.614
222	14.856	53.383
96	16.082	53.312
274	23.252	54.625
84	23.434	55.597
123	24.719	56.308
29	29.423	52.523
141	32.361	52.140
20	34.124	53.108
58	34.464	53.170
41	39.812	54.201
124	40.088	54.326
28	41.038	54.472

LAP 5 @ 12:15:45.293

NO	BEHIND	LAP TIME
449		50.629
65	1 Lap	58.299
825	1 Lap	58.222
87	1.875	51.004
224	3.466	51.144
23	4.815	50.763
334	5.797	51.163
81	5.845	51.437
69	8.865	52.369

36	13.025	53.060
281	14.125	52.842
37	16.739	53.238
125	16.968	53.546
34	17.023	53.200
50	17.434	53.700
222	17.626	53.399
96	18.421	52.968
274	26.233	53.610
84	27.372	54.567
123	29.840	55.750
29	30.815	52.021
141	34.571	52.839
20	35.887	52.392
58	36.035	52.200
41	43.634	54.451
124	43.726	54.267
28	45.394	54.985

LAP 6 @ 12:16:36.082

NO	BEHIND	LAP TIME
449		50.789
87	2.801	51.715
224	4.538	51.861
23	5.238	51.212
825	1 Lap	56.269
334	6.501	51.493
65	1 Lap	57.410
81	7.276	52.220
69	10.813	52.737
36	15.838	53.602
281	16.832	53.496
37	18.581	52.631
34	18.736	52.502
50	20.265	53.620
125	20.377	54.198
222	20.603	53.766
96	20.754	53.122
274	30.203	54.759
84	32.073	55.490
29	32.827	52.801
123	34.720	55.669
141	36.089	52.307
20	37.604	52.506
58	37.802	52.556
41	47.346	54.501
124	47.504	54.567
28	48.840	54.235

LAP 7 @ 12:17:26.685

NO	BEHIND	LAP TIME
449		50.603
87	3.451	51.253
224	5.140	51.205
23	5.370	50.735
334	7.415	51.517
81	8.912	52.239
825	1 Lap	56.046
69	13.203	52.993
65	1 Lap	57.422
36	18.803	53.568
281	19.343	53.114
34	19.969	51.836
37	20.577	52.599
50	21.727	52.065

125	23.292	53.518
222	23.598	53.598
96	23.750	53.599
274	33.593	53.993
29	35.225	53.001
84	36.694	55.224
141	38.081	52.595
58	39.970	52.771
123	40.301	56.184
20	40.384	53.383
41	50.966	54.223

LAP 8 @ 12:18:17.706

NO	BEHIND	LAP TIME
449		51.021
124	1 Lap	54.384
28	1 Lap	54.738
87	3.212	50.782
224	5.084	50.965
23	5.268	50.919
334	8.211	51.817
81	9.598	51.707
69	15.017	52.835
825	1 Lap	56.542
65	1 Lap	55.999
36	21.040	53.258
281	21.385	53.063
34	21.503	52.555
37	22.027	52.471
50	22.845	52.139
125	25.828	53.557
222	26.197	53.620
96	26.345	53.616
274	36.771	54.199
29	36.908	52.704
141	39.604	52.544
84	40.513	54.840
58	41.617	52.668
20	42.518	53.155
123	45.100	55.820

LAP 9 @ 12:19:07.895

NO	BEHIND	LAP TIME
449		50.189
41	1 Lap	54.055
124	1 Lap	53.878
87	4.456	51.433
23	6.207	51.128
224	6.568	51.673
28	1 Lap	54.946
334	9.780	51.758
81	10.821	51.412
69	17.963	53.135
825	1 Lap	56.890
34	24.182	52.868
36	24.630	53.779
65	1 Lap	56.465
281	24.793	53.597
50	25.197	52.541
37	25.877	54.039
125	29.155	53.516
222	29.364	53.356
96	29.613	53.457
29	38.501	51.782
274	41.030	54.448

LAP 10 @ 12:19:58.305

NO	BEHIND	LAP TIME
449		50.410
123	1 Lap	55.923
87	5.187	51.141
23	6.017	50.220
224	7.315	51.157
41	1 Lap	54.199
124	1 Lap	54.451
28	1 Lap	54.772
334	11.109	51.739
81	11.462	51.051
69	20.110	52.557
34	26.874	53.102
36	28.899	54.679
37	29.326	53.859
825	1 Lap	56.889
281	29.893	55.510
50	30.059	55.272
65	1 Lap	57.268
125	31.938	53.193
222	32.205	53.251
96	32.584	53.381
29	40.081	51.990
141	43.503	52.162
274	44.961	54.341
58	47.188	53.300
20	47.417	52.423
84	50.610	55.714

BMCRC - MRO Championships 2022 - Rnd 9 @ Brands Hatch Indy

BMCRC Rookie 600 & 1000

RACE 2 - SECTOR ANALYSIS



SECTOR 1 = FL to I1, SECTOR 2 = I1 to FL, DIFF = Difference To Personal Best Lap, P = Crossed Finish Line in Pit Lane, D = Time Disallowed

P1 449 1000 Luke WALLINGTON		Yamaha R1 - BW Bespoke Developments Ltd				
IDEAL LAP TIME : 50.154		BEST LAP TIME : 50.189		DIFFERENCE : 0.035		
LAP	SECTOR 1	SECTOR 2	LAP TIME	MPH	DIFF	TIME OF DAY
1 -		20.385	56.120	77.48	5.931	12:12:22.789
2 -	30.694	20.047	50.741	85.70	0.552	12:13:13.530
3 -	30.636	20.089	50.725	85.72	0.536	12:14:04.255
4 -	30.415	19.994	50.409 (2)	86.26	0.220	12:14:54.664
5 -	30.427	20.202	50.629	85.89	0.440	12:15:45.293
6 -	30.596	20.193	50.789	85.62	0.600	12:16:36.082
7 -	30.623	19.980	50.603	85.93	0.414	12:17:26.685
8 -	30.668	20.353	51.021	85.23	0.832	12:18:17.706
9 -	30.174	20.015	50.189 (1)	86.64		12:19:07.895
10 -	30.420	19.990	50.410 (3)	86.26	0.221	12:19:58.305

P2 87 1000 Karl THOMPSON		Yamaha R1 - #Teamrace				
IDEAL LAP TIME : 50.524		BEST LAP TIME : 50.524		DIFFERENCE : 0.000		
LAP	SECTOR 1	SECTOR 2	LAP TIME	MPH	DIFF	TIME OF DAY
1 -		20.710	56.938	76.37	6.414	12:12:23.607
2 -	31.270	20.153	51.423	84.56	0.899	12:13:15.030
3 -	30.662	19.862	50.524 (1)	86.07		12:14:05.554
4 -	30.679	19.931	50.610 (2)	85.92	0.086	12:14:56.164
5 -	30.786	20.218	51.004	85.26	0.480	12:15:47.168
6 -	31.534	20.181	51.715	84.08	1.191	12:16:38.883
7 -	30.963	20.290	51.253	84.84	0.729	12:17:30.136
8 -	30.716	20.066	50.782 (3)	85.63	0.258	12:18:20.918
9 -	31.547	19.886	51.433	84.54	0.909	12:19:12.351
10 -	30.842	20.299	51.141	85.03	0.617	12:20:03.492

P3 23 1000 Harry HINCHCLIFFE		Kawasaki ZX10R GEN 4 -				
IDEAL LAP TIME : 50.167		BEST LAP TIME : 50.220		DIFFERENCE : 0.053		
LAP	SECTOR 1	SECTOR 2	LAP TIME	MPH	DIFF	TIME OF DAY
1 -		21.120	59.212	73.44	8.992	12:12:25.881
2 -	31.347	20.254	51.601	84.27	1.381	12:13:17.482
3 -	30.741	20.305	51.046	85.18	0.826	12:14:08.528
4 -	30.616	20.201	50.817	85.57	0.597	12:14:59.345
5 -	30.697	20.066	50.763 (3)	85.66	0.543	12:15:50.108
6 -	30.328	20.884	51.212	84.91	0.992	12:16:41.320
7 -	30.624	20.111	50.735 (2)	85.71	0.515	12:17:32.055
8 -	30.846	20.073	50.919	85.40	0.699	12:18:22.974
9 -	30.664	20.464	51.128	85.05	0.908	12:19:14.102
10 -	30.101	20.119	50.220 (1)	86.59		12:20:04.322

P4 224 1000 Lee HEALEY		Suzuki GSXR 1000R - F-Tech Fire & Electrical Ltd / Ark Joinery				
IDEAL LAP TIME : 50.613		BEST LAP TIME : 50.965		DIFFERENCE : 0.352		
LAP	SECTOR 1	SECTOR 2	LAP TIME	MPH	DIFF	TIME OF DAY
1 -		20.723	56.761	76.61	5.796	12:12:23.430
2 -	30.979	20.534	51.513	84.41	0.548	12:13:14.943
3 -	31.132	20.166	51.298	84.77	0.333	12:14:06.241
4 -	30.998	20.376	51.374	84.64	0.409	12:14:57.615
5 -	30.786	20.358	51.144 (2)	85.02	0.179	12:15:48.759
6 -	31.155	20.706	51.861	83.85	0.896	12:16:40.620
7 -	30.886	20.319	51.205	84.92	0.240	12:17:31.825
8 -	30.615	20.350	50.965 (1)	85.32		12:18:22.790
9 -	31.171	20.502	51.673	84.15	0.708	12:19:14.463
10 -	30.447	20.710	51.157 (3)	85.00	0.192	12:20:05.620

BMCRC - MRO Championships 2022 - Rnd 9 @ Brands Hatch Indy

BMCRC Rookie 600 & 1000

RACE 2 - SECTOR ANALYSIS



SECTOR 1 = FL to I1, SECTOR 2 = I1 to FL, DIFF = Difference To Personal Best Lap, P = Crossed Finish Line in Pit Lane, D = Time Disallowed

P5 334 1000 Anthony BRANDISH			Suzuki GSXR 1000 - BW bespoke developments ltd			
IDEAL LAP TIME : 51.028		BEST LAP TIME : 51.126		DIFFERENCE : 0.098		
LAP	SECTOR 1	SECTOR 2	LAP TIME	MPH	DIFF	TIME OF DAY
1 -		20.680	58.165	74.76	7.039	12:12:24.834
2 -	31.570	20.285	51.855	83.86	0.729	12:13:16.689
3 -	31.733	20.379	52.112	83.44	0.986	12:14:08.801
4 -	30.992	20.134	51.126 (1)	85.05		12:14:59.927
5 -	30.993	20.170	51.163 (2)	84.99	0.037	12:15:51.090
6 -	31.237	20.256	51.493 (3)	84.45	0.367	12:16:42.583
7 -	31.481	20.036	51.517	84.41	0.391	12:17:34.100
8 -	31.493	20.324	51.817	83.92	0.691	12:18:25.917
9 -	31.503	20.255	51.758	84.01	0.632	12:19:17.675
10 -	31.306	20.433	51.739	84.04	0.613	12:20:09.414

P6 81 1000 Dan HARTLE			Yamaha R1 2CR - #Teamrace			
IDEAL LAP TIME : 51.051		BEST LAP TIME : 51.051		DIFFERENCE : 0.000		
LAP	SECTOR 1	SECTOR 2	LAP TIME	MPH	DIFF	TIME OF DAY
1 -		20.990	57.784	75.25	6.733	12:12:24.453
2 -	31.661	20.325	51.986	83.64	0.935	12:13:16.439
3 -	31.621	20.426	52.047	83.55	0.996	12:14:08.486
4 -	30.975	20.240	51.215 (2)	84.90	0.164	12:14:59.701
5 -	31.031	20.406	51.437	84.54	0.386	12:15:51.138
6 -	31.807	20.413	52.220	83.27	1.169	12:16:43.358
7 -	31.757	20.482	52.239	83.24	1.188	12:17:35.597
8 -	31.296	20.411	51.707	84.10	0.656	12:18:27.304
9 -	31.113	20.299	51.412 (3)	84.58	0.361	12:19:18.716
10 -	30.901	20.150	51.051 (1)	85.18		12:20:09.767

P7 69 1000 Alfie COKER			Kawasaki ZX10RR - Elmech Racing			
IDEAL LAP TIME : 51.537		BEST LAP TIME : 51.568		DIFFERENCE : 0.031		
LAP	SECTOR 1	SECTOR 2	LAP TIME	MPH	DIFF	TIME OF DAY
1 -		21.355	59.590	72.97	8.022	12:12:26.259
2 -	31.854	20.486	52.340 (3)	83.08	0.772	12:13:18.599
3 -	31.190	20.432	51.622 (2)	84.23	0.054	12:14:10.221
4 -	31.221	20.347	51.568 (1)	84.32		12:15:01.789
5 -	31.518	20.851	52.369	83.03	0.801	12:15:54.158
6 -	31.710	21.027	52.737	82.45	1.169	12:16:46.895
7 -	32.048	20.945	52.993	82.05	1.425	12:17:39.888
8 -	31.755	21.080	52.835	82.30	1.267	12:18:32.723
9 -	32.092	21.043	53.135	81.84	1.567	12:19:25.858
10 -	31.796	20.761	52.557	82.74	0.989	12:20:18.415

P8 34 1000 Ben CHEESEMAN			Kawasaki ZX10RR - BCH Services Kent Ltd			
IDEAL LAP TIME : 51.760		BEST LAP TIME : 51.836		DIFFERENCE : 0.076		
LAP	SECTOR 1	SECTOR 2	LAP TIME	MPH	DIFF	TIME OF DAY
1 -		21.937	1:01.521	70.68	9.685	12:12:28.190
2 -	33.097	20.989	54.086	80.40	2.250	12:13:22.276
3 -	32.390	20.836	53.226	81.70	1.390	12:14:15.502
4 -	32.615	20.999	53.614	81.10	1.778	12:15:09.116
5 -	31.929	21.271	53.200	81.74	1.364	12:16:02.316
6 -	31.669	20.833	52.502 (2)	82.82	0.666	12:16:54.818
7 -	31.404	20.432	51.836 (1)	83.89		12:17:46.654
8 -	31.777	20.778	52.555 (3)	82.74	0.719	12:18:39.209
9 -	31.328	21.540	52.868	82.25	1.032	12:19:32.077
10 -	32.241	20.861	53.102	81.89	1.266	12:20:25.179

BMCRC - MRO Championships 2022 - Rnd 9 @ Brands Hatch Indy

BMCRC Rookie 600 & 1000

RACE 2 - SECTOR ANALYSIS



SECTOR 1 = FL to I1, SECTOR 2 = I1 to FL, DIFF = Difference To Personal Best Lap, P = Crossed Finish Line in Pit Lane, D = Time Disallowed

P9		37	1000	Adam DAVEY	BMW S1000RR -		
IDEAL LAP TIME : 52.172		BEST LAP TIME : 52.471		DIFFERENCE : 0.299			
LAP	SECTOR 1	SECTOR 2	LAP TIME	MPH	DIFF	TIME OF DAY	
1 -		21.967	1:01.078	71.19	8.607	12:12:27.747	
2 -	32.825	21.235	54.060	80.44	1.589	12:13:21.807	
3 -	32.068	21.241	53.309	81.57	0.838	12:14:15.116	
4 -	32.516	21.162	53.678	81.01	1.207	12:15:08.794	
5 -	32.116	21.122	53.238	81.68	0.767	12:16:02.032	
6 -	31.445	21.186	52.631 (3)	82.62	0.160	12:16:54.663	
7 -	31.872	20.727	52.599 (2)	82.67	0.128	12:17:47.262	
8 -	31.576	20.895	52.471 (1)	82.87		12:18:39.733	
9 -	33.091	20.948	54.039	80.47	1.568	12:19:33.772	
10 -	32.821	21.038	53.859	80.74	1.388	12:20:27.631	

P10		281	1000	Daniel FARLEY	Suzuki GSXR - F-TECH FIRE & ELECTRICAL LTD		
IDEAL LAP TIME : 52.769		BEST LAP TIME : 52.792		DIFFERENCE : 0.023			
LAP	SECTOR 1	SECTOR 2	LAP TIME	MPH	DIFF	TIME OF DAY	
1 -		21.553	1:00.191	72.24	7.399	12:12:26.860	
2 -	32.405	21.452	53.857	80.74	1.065	12:13:20.717	
3 -	32.200	20.867	53.067	81.94	0.275	12:14:13.784	
4 -	32.052	20.740	52.792 (1)	82.37		12:15:06.576	
5 -	32.125	20.717	52.842 (2)	82.29	0.050	12:15:59.418	
6 -	32.492	21.004	53.496	81.28	0.704	12:16:52.914	
7 -	32.236	20.878	53.114	81.87	0.322	12:17:46.028	
8 -	32.182	20.881	53.063 (3)	81.95	0.271	12:18:39.091	
9 -	32.524	21.073	53.597	81.13	0.805	12:19:32.688	
10 -	33.629	21.881	55.510	78.33	2.718	12:20:28.198	

P11		50	1000	Jason PAES	Aprilia RSV4 -		
IDEAL LAP TIME : 51.840		BEST LAP TIME : 52.065		DIFFERENCE : 0.225			
LAP	SECTOR 1	SECTOR 2	LAP TIME	MPH	DIFF	TIME OF DAY	
1 -		22.130	1:01.297	70.94	9.232	12:12:27.966	
2 -	32.840	21.321	54.161	80.29	2.096	12:13:22.127	
3 -	31.941	21.306	53.247	81.66	1.182	12:14:15.374	
4 -	32.337	21.316	53.653	81.05	1.588	12:15:09.027	
5 -	32.244	21.456	53.700	80.97	1.635	12:16:02.727	
6 -	32.520	21.100	53.620	81.10	1.555	12:16:56.347	
7 -	31.500	20.565	52.065 (1)	83.52		12:17:48.412	
8 -	31.275	20.864	52.139 (2)	83.40	0.074	12:18:40.551	
9 -	31.570	20.971	52.541 (3)	82.76	0.476	12:19:33.092	
10 -	33.522	21.750	55.272	78.67	3.207	12:20:28.364	

P12		125	1000	Matthew CHAM	Kawasaki ZX10R - MFM Track Bikes		
IDEAL LAP TIME : 53.065		BEST LAP TIME : 53.193		DIFFERENCE : 0.128			
LAP	SECTOR 1	SECTOR 2	LAP TIME	MPH	DIFF	TIME OF DAY	
1 -		21.885	59.942	72.54	6.749	12:12:26.611	
2 -	32.587	21.489	54.076	80.41	0.883	12:13:20.687	
3 -	32.716	21.458	54.174	80.27	0.981	12:14:14.861	
4 -	32.593	21.261	53.854	80.74	0.661	12:15:08.715	
5 -	32.025	21.521	53.546	81.21	0.353	12:16:02.261	
6 -	32.817	21.381	54.198	80.23	1.005	12:16:56.459	
7 -	32.478	21.040	53.518 (3)	81.25	0.325	12:17:49.977	
8 -	32.194	21.363	53.557	81.19	0.364	12:18:43.534	
9 -	32.395	21.121	53.516 (2)	81.25	0.323	12:19:37.050	
10 -	32.055	21.138	53.193 (1)	81.75		12:20:30.243	

BMCRC - MRO Championships 2022 - Rnd 9 @ Brands Hatch Indy

BMCRC Rookie 600 & 1000

RACE 2 - SECTOR ANALYSIS



SECTOR 1 = FL to I1, SECTOR 2 = I1 to FL, DIFF = Difference To Personal Best Lap, P = Crossed Finish Line in Pit Lane, D = Time Disallowed

P13 222 1000 Daniel MERCER			Honda CBR1000RR - Desperate Dan Racing			
IDEAL LAP TIME : 52.853		BEST LAP TIME : 53.251		DIFFERENCE : 0.398		
LAP	SECTOR 1	SECTOR 2	LAP TIME	MPH	DIFF	TIME OF DAY
1 -		21.806	1:02.138	69.98	8.887	12:12:28.807
2 -	32.880	21.037	53.917	80.65	0.666	12:13:22.724
3 -	32.550	20.863	53.413	81.41	0.162	12:14:16.137
4 -	32.451	20.932	53.383 (3)	81.46	0.132	12:15:09.520
5 -	32.361	21.038	53.399	81.43	0.148	12:16:02.919
6 -	32.346	21.420	53.766	80.88	0.515	12:16:56.685
7 -	32.450	21.148	53.598	81.13	0.347	12:17:50.283
8 -	32.334	21.286	53.620	81.10	0.369	12:18:43.903
9 -	32.199	21.157	53.356 (2)	81.50	0.105	12:19:37.259
10 -	31.990	21.261	53.251 (1)	81.66		12:20:30.510

P14 96 1000 Pete SCOTT			Suzuki GSXR750 - South Hill MOT Centre			
IDEAL LAP TIME : 52.740		BEST LAP TIME : 52.968		DIFFERENCE : 0.228		
LAP	SECTOR 1	SECTOR 2	LAP TIME	MPH	DIFF	TIME OF DAY
1 -		22.673	1:03.656	68.31	10.688	12:12:30.325
2 -	32.912	21.197	54.109	80.36	1.141	12:13:24.434
3 -	31.993	21.007	53.000 (2)	82.04	0.032	12:14:17.434
4 -	32.308	21.004	53.312	81.56	0.344	12:15:10.746
5 -	32.060	20.908	52.968 (1)	82.09		12:16:03.714
6 -	32.118	21.004	53.122 (3)	81.86	0.154	12:16:56.836
7 -	32.852	20.747	53.599	81.13	0.631	12:17:50.435
8 -	32.486	21.130	53.616	81.10	0.648	12:18:44.051
9 -	32.443	21.014	53.457	81.34	0.489	12:19:37.508
10 -	32.334	21.047	53.381	81.46	0.413	12:20:30.889

P15 36 1000 Alan MORGAN			Suzuki GSXR 1000 - Little Duck Racing			
IDEAL LAP TIME : 52.784		BEST LAP TIME : 52.992		DIFFERENCE : 0.208		
LAP	SECTOR 1	SECTOR 2	LAP TIME	MPH	DIFF	TIME OF DAY
1 -		21.141	59.125	73.54	6.133	12:12:25.794
2 -	32.058	21.034	53.092 (3)	81.90	0.100	12:13:18.886
3 -	32.035	20.957	52.992 (1)	82.06		12:14:11.878
4 -	32.631	20.749	53.380	81.46	0.388	12:15:05.258
5 -	32.048	21.012	53.060 (2)	81.95	0.068	12:15:58.318
6 -	32.642	20.960	53.602	81.12	0.610	12:16:51.920
7 -	32.444	21.124	53.568	81.17	0.576	12:17:45.488
8 -	32.277	20.981	53.258	81.65	0.266	12:18:38.746
9 -	32.485	21.294	53.779	80.86	0.787	12:19:32.525
10 -	33.355	21.324	54.679	79.52	1.687	12:20:27.204

P16 29 600 Michael SHEPPHARD			Kawasaki ZX6R - RTR Performance, KRS Solutions			
IDEAL LAP TIME : 51.759		BEST LAP TIME : 51.782		DIFFERENCE : 0.023		
LAP	SECTOR 1	SECTOR 2	LAP TIME	MPH	DIFF	TIME OF DAY
1 -		20.826	1:20.087	54.29	28.305	12:12:46.756
2 -	31.625	21.014	52.639	82.61	0.857	12:13:39.395
3 -	31.499	20.670	52.169	83.35	0.387	12:14:31.564
4 -	31.578	20.945	52.523	82.79	0.741	12:15:24.087
5 -	31.397	20.624	52.021 (3)	83.59	0.239	12:16:16.108
6 -	31.993	20.808	52.801	82.35	1.019	12:17:08.909
7 -	32.312	20.689	53.001	82.04	1.219	12:18:01.910
8 -	31.835	20.869	52.704	82.50	0.922	12:18:54.614
9 -	31.173	20.609	51.782 (1)	83.97		12:19:46.396
10 -	31.404	20.586	51.990 (2)	83.64	0.208	12:20:38.386

BMCRC - MRO Championships 2022 - Rnd 9 @ Brands Hatch Indy

BMCRC Rookie 600 & 1000

RACE 2 - SECTOR ANALYSIS



SECTOR 1 = FL to I1, SECTOR 2 = I1 to FL, DIFF = Difference To Personal Best Lap, P = Crossed Finish Line in Pit Lane, D = Time Disallowed

P17 141 600 Henry ROSS		Yamaha R6 -				
IDEAL LAP TIME : 51.964		BEST LAP TIME : 52.140		DIFFERENCE : 0.176		
LAP	SECTOR 1	SECTOR 2	LAP TIME	MPH	DIFF	TIME OF DAY
1 -		21.341	1:21.630	53.27	29.490	12:12:48.299
2 -	32.482	21.152	53.634	81.07	1.494	12:13:41.933
3 -	31.886	21.066	52.952	82.12	0.812	12:14:34.885
4 -	31.406	20.734	52.140 (1)	83.40		12:15:27.025
5 -	31.899	20.940	52.839	82.29	0.699	12:16:19.864
6 -	31.696	20.611	52.307 (3)	83.13	0.167	12:17:12.171
7 -	31.746	20.849	52.595	82.68	0.455	12:18:04.766
8 -	31.705	20.839	52.544	82.76	0.404	12:18:57.310
9 -	31.619	20.717	52.336	83.09	0.196	12:19:49.646
10 -	31.604	20.558	52.162 (2)	83.36	0.022	12:20:41.808

P18 274 1000 Stewart LATIMER		Suzuki GSXR1000 R - Fat Bloke Racing RR				
IDEAL LAP TIME : 53.482		BEST LAP TIME : 53.610		DIFFERENCE : 0.128		
LAP	SECTOR 1	SECTOR 2	LAP TIME	MPH	DIFF	TIME OF DAY
1 -		22.747	1:04.367	67.55	10.757	12:12:31.036
2 -	34.236	21.446	55.682	78.09	2.072	12:13:26.718
3 -	34.066	22.507	56.573	76.86	2.963	12:14:23.291
4 -	32.990	21.635	54.625	79.60	1.015	12:15:17.916
5 -	32.256	21.354	53.610 (1)	81.11		12:16:11.526
6 -	32.986	21.773	54.759	79.41	1.149	12:17:06.285
7 -	32.664	21.329	53.993 (2)	80.54	0.383	12:18:00.278
8 -	32.903	21.296	54.199 (3)	80.23	0.589	12:18:54.477
9 -	32.728	21.720	54.448	79.86	0.838	12:19:48.925
10 -	33.115	21.226	54.341	80.02	0.731	12:20:43.266

P19 58 600 Paul NICHOLAS		Yamaha YZF R6 - MARLEY COMMS				
IDEAL LAP TIME : 52.200		BEST LAP TIME : 52.200		DIFFERENCE : 0.000		
LAP	SECTOR 1	SECTOR 2	LAP TIME	MPH	DIFF	TIME OF DAY
1 -		21.221	1:22.800	52.51	30.600	12:12:49.469
2 -	32.154	21.266	53.420	81.40	1.220	12:13:42.889
3 -	32.290	20.779	53.069	81.94	0.869	12:14:35.958
4 -	32.005	21.165	53.170	81.78	0.970	12:15:29.128
5 -	31.465	20.735	52.200 (1)	83.30		12:16:21.328
6 -	31.797	20.759	52.556 (2)	82.74	0.356	12:17:13.884
7 -	31.616	21.155	52.771	82.40	0.571	12:18:06.655
8 -	31.812	20.856	52.668 (3)	82.56	0.468	12:18:59.323
9 -	31.816	21.054	52.870	82.25	0.670	12:19:52.193
10 -	32.366	20.934	53.300	81.58	1.100	12:20:45.493

P20 20 600 Nathan MILES		Triumph DAYTONA -				
IDEAL LAP TIME : 52.113		BEST LAP TIME : 52.392		DIFFERENCE : 0.279		
LAP	SECTOR 1	SECTOR 2	LAP TIME	MPH	DIFF	TIME OF DAY
1 -		21.564	1:22.127	52.94	29.735	12:12:48.796
2 -	32.500	21.372	53.872	80.72	1.480	12:13:42.668
3 -	32.001	21.011	53.012	82.03	0.620	12:14:35.680
4 -	31.991	21.117	53.108	81.88	0.716	12:15:28.788
5 -	31.587	20.805	52.392 (1)	83.00		12:16:21.180
6 -	31.619	20.887	52.506 (3)	82.82	0.114	12:17:13.686
7 -	32.735	20.648	53.383	81.46	0.991	12:18:07.069
8 -	32.477	20.678	53.155	81.80	0.763	12:19:00.224
9 -	31.465	21.610	53.075	81.93	0.683	12:19:53.299
10 -	31.472	20.951	52.423 (2)	82.95	0.031	12:20:45.722

BMCRC - MRO Championships 2022 - Rnd 9 @ Brands Hatch Indy

BMCRC Rookie 600 & 1000

RACE 2 - SECTOR ANALYSIS



SECTOR 1 = FL to I1, SECTOR 2 = I1 to FL, DIFF = Difference To Personal Best Lap, P = Crossed Finish Line in Pit Lane, D = Time Disallowed

P21 84 1000 Colin McPHERSON		Kawasaki ZX10R -				
IDEAL LAP TIME : 54.567		BEST LAP TIME : 54.567		DIFFERENCE : 0.000		
LAP	SECTOR 1	SECTOR 2	LAP TIME	MPH	DIFF	TIME OF DAY
1 -		22.755	1:03.986	67.96	9.419	12:12:30.655
2 -	34.257	21.731	55.988	77.67	1.421	12:13:26.643
3 -	33.813	22.045	55.858	77.85	1.291	12:14:22.501
4 -	33.537	22.060	55.597	78.21	1.030	12:15:18.098
5 -	33.098	21.469	54.567 (1)	79.69		12:16:12.665
6 -	33.113	22.377	55.490	78.36	0.923	12:17:08.155
7 -	33.531	21.693	55.224	78.74	0.657	12:18:03.379
8 -	33.298	21.542	54.840 (2)	79.29	0.273	12:18:58.219
9 -	33.182	21.800	54.982 (3)	79.09	0.415	12:19:53.201
10 -	33.357	22.357	55.714	78.05	1.147	12:20:48.915

P22 123 1000 James VINCER		Yamaha YZFR1 - Keam Electrical Services				
IDEAL LAP TIME : 55.636		BEST LAP TIME : 55.669		DIFFERENCE : 0.033		
LAP	SECTOR 1	SECTOR 2	LAP TIME	MPH	DIFF	TIME OF DAY
1 -		23.069	1:03.516	68.46	7.847	12:12:30.185
2 -	33.977	22.193	56.170	77.41	0.501	12:13:26.355
3 -	34.214	22.506	56.720	76.66	1.051	12:14:23.075
4 -	34.086	22.222	56.308	77.22	0.639	12:15:19.383
5 -	33.515	22.235	55.750 (2)	78.00	0.081	12:16:15.133
6 -	33.543	22.126	55.669 (1)	78.11		12:17:10.802
7 -	33.782	22.402	56.184	77.39	0.515	12:18:06.986
8 -	33.699	22.121	55.820 (3)	77.90	0.151	12:19:02.806
9 -	33.800	22.123	55.923	77.76	0.254	12:19:58.729

P23 41 600 Toby COOK		Triumph DAYTONA - Brixham Bodyworks				
IDEAL LAP TIME : 53.969		BEST LAP TIME : 54.055		DIFFERENCE : 0.086		
LAP	SECTOR 1	SECTOR 2	LAP TIME	MPH	DIFF	TIME OF DAY
1 -		21.765	1:23.973	51.78	29.918	12:12:50.642
2 -	33.206	21.679	54.885	79.23	0.830	12:13:45.527
3 -	33.005	21.743	54.748	79.42	0.693	12:14:40.275
4 -	32.787	21.414	54.201 (3)	80.23	0.146	12:15:34.476
5 -	32.789	21.662	54.451	79.86	0.396	12:16:28.927
6 -	33.050	21.451	54.501	79.78	0.446	12:17:23.428
7 -	32.773	21.450	54.223	80.19	0.168	12:18:17.651
8 -	32.597	21.458	54.055 (1)	80.44		12:19:11.706
9 -	32.555	21.644	54.199 (2)	80.23	0.144	12:20:05.905

P24 124 600 Mark STRUTT		Yamaha R6 - Myself				
IDEAL LAP TIME : 53.764		BEST LAP TIME : 53.878		DIFFERENCE : 0.114		
LAP	SECTOR 1	SECTOR 2	LAP TIME	MPH	DIFF	TIME OF DAY
1 -		21.858	1:24.208	51.64	30.330	12:12:50.877
2 -	33.478	21.768	55.246	78.71	1.368	12:13:46.123
3 -	32.581	21.722	54.303 (3)	80.08	0.425	12:14:40.426
4 -	32.965	21.361	54.326	80.04	0.448	12:15:34.752
5 -	32.666	21.601	54.267 (2)	80.13	0.389	12:16:29.019
6 -	33.217	21.350	54.567	79.69	0.689	12:17:23.586
7 -	33.142	21.242	54.384	79.96	0.506	12:18:17.970
8 -	32.522	21.356	53.878 (1)	80.71		12:19:11.848
9 -	33.071	21.380	54.451	79.86	0.573	12:20:06.299

BMCRC - MRO Championships 2022 - Rnd 9 @ Brands Hatch Indy

BMCRC Rookie 600 & 1000

RACE 2 - SECTOR ANALYSIS



SECTOR 1 = FL to I1, SECTOR 2 = I1 to FL, DIFF = Difference To Personal Best Lap, P = Crossed Finish Line in Pit Lane, D = Time Disallowed

P25 28 600 Tom WALKER		Honda CBR600RR - RWRacing				
IDEAL LAP TIME : 54.235		BEST LAP TIME : 54.235		DIFFERENCE : 0.000		
LAP	SECTOR 1	SECTOR 2	LAP TIME	MPH	DIFF	TIME OF DAY
1 -		21.876	1:23.943	51.80	29.708	12:12:50.612
2 -	33.724	22.111	55.835	77.88	1.600	12:13:46.447
3 -	33.388	21.395	54.783	79.37	0.548	12:14:41.230
4 -	33.086	21.386	54.472 (2)	79.83	0.237	12:15:35.702
5 -	33.510	21.475	54.985	79.08	0.750	12:16:30.687
6 -	32.966	21.269	54.235 (1)	80.18		12:17:24.922
7 -	33.252	21.486	54.738 (3)	79.44	0.503	12:18:19.660
8 -	33.319	21.627	54.946	79.14	0.711	12:19:14.606
9 -	33.148	21.624	54.772	79.39	0.537	12:20:09.378

P26 825 600 Cody OWENS		Suzuki GSXR 600 -				
IDEAL LAP TIME : 55.714		BEST LAP TIME : 56.046		DIFFERENCE : 0.332		
LAP	SECTOR 1	SECTOR 2	LAP TIME	MPH	DIFF	TIME OF DAY
1 -		22.378	1:26.345	50.36	30.299	12:12:53.014
2 -	34.639	22.760	57.399	75.76	1.353	12:13:50.413
3 -	34.218	22.697	56.915	76.40	0.869	12:14:47.328
4 -	35.311	22.911	58.222	74.69	2.176	12:15:45.550
5 -	34.224	22.045	56.269 (2)	77.28	0.223	12:16:41.819
6 -	34.186	21.860	56.046 (1)	77.58		12:17:37.865
7 -	33.854	22.688	56.542 (3)	76.90	0.496	12:18:34.407
8 -	34.274	22.616	56.890	76.43	0.844	12:19:31.297
9 -	34.924	21.965	56.889	76.44	0.843	12:20:28.186

P27 65 600 Francesco MONTINI		Triumph DAYTONA 675R - Sara Johnson				
IDEAL LAP TIME : 55.817		BEST LAP TIME : 55.999		DIFFERENCE : 0.182		
LAP	SECTOR 1	SECTOR 2	LAP TIME	MPH	DIFF	TIME OF DAY
1 -		22.643	1:25.846	50.65	29.847	12:12:52.515
2 -	34.898	22.686	57.584	75.51	1.585	12:13:50.099
3 -	34.318	22.653	56.971 (3)	76.33	0.972	12:14:47.070
4 -	35.370	22.929	58.299	74.59	2.300	12:15:45.369
5 -	35.029	22.381	57.410	75.74	1.411	12:16:42.779
6 -	35.062	22.360	57.422	75.73	1.423	12:17:40.201
7 -	33.799	22.200	55.999 (1)	77.65		12:18:36.200
8 -	34.116	22.349	56.465 (2)	77.01	0.466	12:19:32.665
9 -	35.250	22.018	57.268	75.93	1.269	12:20:29.933

BMCRC - MRO Championships 2022 - Rnd 9 @ Brands Hatch Indy

BMCRC Rookie 600 & 1000

RACE 2 - BEST SECTORS

SECTOR 1			SECTOR 2			IDEAL / BEST COMPARISON						
POS	NO	NAME	TIME	NO	NAME	TIME	POS	NO	NAME	IDEAL	BEST	DIFF
									PERFECT LAP	49.963		
1	23	HINCHCLIFFE	30.101	87	THOMPSON	19.862	1	449	WALLINGTON	50.154	50.189	0.035
2	449	WALLINGTON	30.174	449	WALLINGTON	19.980	2	23	HINCHCLIFFE	50.167	50.220	0.053
3	224	HEALEY	30.447	334	BRANDISH	20.036	3	87	THOMPSON	50.524	50.524	0.000
4	87	THOMPSON	30.662	23	HINCHCLIFFE	20.066	4	224	HEALEY	50.613	50.965	0.352
5	81	HARTLE	30.901	81	HARTLE	20.150	5	334	BRANDISH	51.028	51.126	0.098
6	334	BRANDISH	30.992	224	HEALEY	20.166	6	81	HARTLE	51.051	51.051	0.000
7	29	SHEPPHARD	31.173	69	COKER	20.347	7	69	COKER	51.537	51.568	0.031
8	69	COKER	31.190	34	CHEESEMAN	20.432	8	29	SHEPPHARD	51.759	51.782	0.023
9	50	PAES	31.275	141	ROSS	20.558	9	34	CHEESEMAN	51.760	51.836	0.076
10	34	CHEESEMAN	31.328	50	PAES	20.565	10	50	PAES	51.840	52.065	0.225
11	141	ROSS	31.406	29	SHEPPHARD	20.586	11	141	ROSS	51.964	52.140	0.176
12	37	DAVEY	31.445	20	MILES	20.648	12	20	MILES	52.113	52.392	0.279
13	58	NICHOLAS	31.465	281	FARLEY	20.717	13	37	DAVEY	52.172	52.471	0.299
14	20	MILES	31.465	37	DAVEY	20.727	14	58	NICHOLAS	52.200	52.200	0.000
15	222	MERCER	31.990	58	NICHOLAS	20.735	15	96	SCOTT	52.740	52.968	0.228
16	96	SCOTT	31.993	96	SCOTT	20.747	16	281	FARLEY	52.769	52.792	0.023
17	125	CHAM	32.025	36	MORGAN	20.749	17	36	MORGAN	52.784	52.992	0.208
18	36	MORGAN	32.035	222	MERCER	20.863	18	222	MERCER	52.853	53.251	0.398
19	281	FARLEY	32.052	125	CHAM	21.040	19	125	CHAM	53.065	53.193	0.128
20	274	LATIMER	32.256	274	LATIMER	21.226	20	274	LATIMER	53.482	53.610	0.128
21	124	STRUTT	32.522	124	STRUTT	21.242	21	124	STRUTT	53.764	53.878	0.114
22	41	COOK	32.555	28	WALKER	21.269	22	41	COOK	53.969	54.055	0.086
23	28	WALKER	32.966	41	COOK	21.414	23	28	WALKER	54.235	54.235	0.000
24	84	McPHERSON	33.098	84	McPHERSON	21.469	24	84	McPHERSON	54.567	54.567	0.000
25	123	VINCER	33.515	825	OWENS	21.860	25	123	VINCER	55.636	55.669	0.033
26	65	MONTINI	33.799	65	MONTINI	22.018	26	825	OWENS	55.714	56.046	0.332
27	825	OWENS	33.854	123	VINCER	22.121	27	65	MONTINI	55.817	55.999	0.182

BMCRC - MRO Championships 2022 - Rnd 9 @ Brands Hatch Indy

BMCRC Rookie 600 & 1000

RACE 2 - STATISTICS

Competitors Started 27
Planned Start 2022-10-01 @ 11:57:00.000
Actual Start 2022-10-01 @ 12:11:26.668
Finish Time 2022-10-01 @ 12:19:58.304
Track Length 1.2079mi.
Total Laps 264
Total Distance Covered 318.8976mi.

Session Fastest Lap History

NO	CL	NAME	LAP TIME	TIME OF DAY	LAP	VEHICLE
449	1000	Luke WALLINGTON	50.741	12:13:13.547	2	Yamaha R1
449	1000	Luke WALLINGTON	50.725	12:14:04.272	3	Yamaha R1
87	1000	Karl THOMPSON	50.524	12:14:05.562	3	Yamaha R1
449	1000	Luke WALLINGTON	50.409	12:14:54.681	4	Yamaha R1
449	1000	Luke WALLINGTON	50.189	12:19:07.912	9	Yamaha R1

Session Leader History

NO	CL	NAME	FROM LAP	LAPS LED	DISTANCE	VEHICLE
449	1000	Luke WALLINGTON	1	10	12.07 miles	Yamaha R1

Flag History

TYPE	TIME OF DAY
GREEN	12:11:26.668
FINISH	12:19:58.304

Flag Statistics

TYPE	COUNT	TOTAL LAPS	TOTAL TIME
Green	1	10	9:30.007
Red	0	0	0.000
Safety Car	0	0	0.000
FCY	0	0	0.000

BMCRC - MRO Championships 2022 - Rnd 9 @ Brands Hatch Indy

BMCRC Rookie 600 & 1000

RACE 2 - STATISTICS

CLASS : 1000

18 Starters

Fastest Lap History

NO	NAME	LAP TIME	TIME OF DAY	LAP	VEHICLE
449	Luke WALLINGTON	50.741	12:13:13.547	2	Yamaha R1
449	Luke WALLINGTON	50.725	12:14:04.272	3	Yamaha R1
87	Karl THOMPSON	50.524	12:14:05.562	3	Yamaha R1
449	Luke WALLINGTON	50.409	12:14:54.681	4	Yamaha R1
449	Luke WALLINGTON	50.189	12:19:07.912	9	Yamaha R1

Leader History

NO	NAME	FROM LAP	LAPS LED	DISTANCE	VEHICLE
449	Luke WALLINGTON	1	10	12.07 miles	Yamaha R1

BMCRC - MRO Championships 2022 - Rnd 9 @ Brands Hatch Indy

BMCRC Rookie 600 & 1000

RACE 2 - STATISTICS

CLASS : 600

9 Starters

Fastest Lap History

NO	NAME	LAP TIME	TIME OF DAY	LAP	VEHICLE
29	Michael SHEPPHARD	52.639	12:13:39.405	2	Kawasaki ZX6R
29	Michael SHEPPHARD	52.169	12:14:31.574	3	Kawasaki ZX6R
141	Henry ROSS	52.140	12:15:27.048	4	Yamaha R6
29	Michael SHEPPHARD	52.021	12:16:16.117	5	Kawasaki ZX6R
29	Michael SHEPPHARD	51.782	12:19:46.405	9	Kawasaki ZX6R

Leader History

NO	NAME	FROM LAP	LAPS LED	DISTANCE	VEHICLE
29	Michael SHEPPHARD	1	10	12.07 miles	Kawasaki ZX6R

BMCRC - MRO Championships 2022 - Rnd 9 @ Brands Hatch Indy

BMCRC Rookie 600 & 1000

RACE 12 - GRID (10 Laps)



CONTRACTORS LTD

ROW 12	36		35		34	395 William NICHOLLS		
ROW 11		56.046	33	825 Cody OWENS	32	55.999 65 Francesco MONTINI	31	54.235 28 Tom WALKER
ROW 10		54.055	30	41 Toby COOK	29	53.878 124 Mark STRUTT	28	52.392 20 Nathan MILES
ROW 9		52.200	27	58 Paul NICHOLAS	26	52.140 141 Henry ROSS	25	51.782 29 Michael SHEPPHARD
ROW 8	24		23		22			
ROW 7			21		20		19	7 Stephen WALLINGTON
ROW 6		55.669	18	123 James VINCER	17	54.567 84 Colin McPHERSON	16	53.610 274 Stewart LATIMER
ROW 5		53.251	15	222 Daniel MERCER	14	53.193 125 Matthew CHAM	13	52.992 36 Alan MORGAN
ROW 4		52.968	12	96 Pete SCOTT	11	52.792 281 Daniel FARLEY	10	52.471 37 Adam DAVEY
ROW 3		52.065	9	50 Jason PAES	8	51.836 34 Ben CHEESEMAN	7	51.568 69 Alfie COKER
ROW 2		51.126	6	334 Anthony BRANDISH	5	51.051 81 Dan HARTLE	4	50.965 224 Lee HEALEY
ROW 1		50.524	3	87 Karl THOMPSON	2	50.220 23 Harry HINCHCLIFFE	1	50.189 449 Luke WALLINGTON
Pole								

Brands Hatch Indy: 1.2079 miles

These results are provisional until the conclusion of any judicial and technical matters.

Clerk Of Course :	Stewards :	Timekeeper : <i>Craig Smith</i>
-------------------	------------	------------------------------------

Results can be found at www.tsl-timing.com

Printed - 12:23 Saturday, 01 October 2022



BMCRC - MRO Championships 2022 - Rnd 9 @ Brands Hatch Indy

BMCRC Rookie 600 & 1000

RACE 12 - CLASSIFICATION



CONTRACTORS LTD

POS	NO	CL	PIC NAME	ENTRY	LAPS	TIME	GAP	DIFF	MPH	BEST	ON
1	449	1000	1 Luke WALLINGTON	Yamaha R1 - BW Bespoke Developments Ltd	10	8:31.887			84.95	50.297	2
2	87	1000	2 Karl THOMPSON	Yamaha R1 - #Teamrace	10	8:35.219	3.332	3.332	84.40	49.993	10
3	23	1000	3 Harry HINCHCLIFFE	Kawasaki ZX10R GEN 4 -	10	8:35.692	3.805	0.473	84.32	50.104	10
4	224	1000	4 Lee HEALEY	Suzuki GSXR 1000R - F-Tech Fire & Electrical Ltd /	10	8:41.367	9.480	5.675	83.40	51.057	3
5	69	1000	5 Alfie COKER	Kawasaki ZX10RR - Elmech Racing	10	8:44.135	12.248	2.768	82.96	51.288	4
6	81	1000	6 Dan HARTLE	Yamaha R1 2CR - #Teamrace	10	8:49.819	17.932	5.684	82.07	51.723	5
7	34	1000	7 Ben CHEESEMAN	Kawasaki ZX10RR - BCH Services Kent Ltd	10	8:59.072	27.185	9.253	80.66	52.085	8
8	37	1000	8 Adam DAVEY	BMW S1000RR -	10	8:59.192	27.305	0.120	80.65	51.826	9
9	50	1000	9 Jason PAES	Aprilia RSV4 -	10	9:03.567	31.680	4.375	80.00	52.790	8
10	222	1000	10 Daniel MERCER	Honda CBR1000RR - Desperate Dan Racing	10	9:04.708	32.821	1.141	79.83	52.836	8
11	125	1000	11 Matthew CHAM	Kawasaki ZX10R - MFM Track Bikes	10	9:05.153	33.266	0.445	79.76	52.852	10
12	96	1000	12 Pete SCOTT	Suzuki GSXR750 - South Hill MOT Centre	10	9:05.467	33.580	0.314	79.72	52.793	10
13	20	600	1 Nathan MILES	Triumph DAYTONA -	10	9:05.942	34.055	0.475	79.65	51.333	9
14	29	600	2 Michael SHEPPHARD	Kawasaki ZX6R - RTR Performance, KRS Solutions	10	9:06.303	34.416	0.361	79.60	51.004	9
15	141	600	3 Henry ROSS	Yamaha R6 -	10	9:06.474	34.587	0.171	79.57	51.132	10
16	274	1000	13 Stewart LATIMER	Suzuki GSXR1000 R - Fat Bloke Racing RR	10	9:12.655	40.768	6.181	78.68	53.805	3
17	281*	1000	14 Daniel FARLEY	Suzuki GSXR - F-TECH FIRE & ELECTRICAL LTD	10	9:14.355	42.468	1.700	78.44	53.044	5
18	58	600	4 Paul NICHOLAS	Yamaha YZF R6 - MARLEY COMMS	10	9:16.702	44.815	2.347	78.11	52.104	3
19	84	1000	15 Colin McPHERSON	Kawasaki ZX10R -	10	9:21.279	49.392	4.577	77.47	54.914	10
20	123	1000	16 James VINCER	Yamaha YZFR1 - Keam Electrical Services	10	9:21.682	49.795	0.403	77.42	54.886	7
21	41	600	5 Toby COOK	Triumph DAYTONA - Brixham Bodyworks	10	9:21.958	50.071	0.276	77.38	52.663	10
22	28	600	6 Tom WALKER	Honda CBR600RR - RW Racing	10	9:23.241	51.354	1.283	77.20	52.718	9
23	124	600	7 Mark STRUTT	Yamaha R6 - Myself	10	9:24.092	52.205	0.851	77.09	53.092	10
24	825	600	8 Cody OWENS	Suzuki GSXR 600 -	9	8:55.473	1 Lap	1 Lap	73.08	55.697	6
25	395	600	9 William NICHOLLS	Yamaha R6 - Will Nicholls Farriery	9	9:02.395	1 Lap	6.922	72.15	55.790	4
26	65	600	10 Francesco MONTINI	Triumph DAYTONA 675R - Sara Johnson	9	9:03.884	1 Lap	1.489	71.95	56.804	6

NOT CLASSIFIED

DNF	36	1000	Alan MORGAN	Suzuki GSXR 1000 - Little Duck Racing	6	5:27.017	4 Laps	3 Laps	79.78	53.099	4
DNF	334	1000	Anthony BRANDISH	Suzuki GSXR 1000 - BW bespoke developments ltd	3	2:41.824	7 Laps	3 Laps	80.61	51.531	3

FASTEST LAP

87	1000	Karl THOMPSON	Yamaha R1 - #Teamrace	10	49.993	86.98 mph	139.98 kph
29	600	Michael SHEPPHARD	Kawasaki ZX6R - RTR Performance, KRS Solutions	9	51.004	85.26 mph	137.21 kph

* No. 281 - 10 second penalty - jump start
 Class 1000 - 92.5% of Race Speed = 78.57 mph
 Class 600 - 92.5% of Race Speed = 73.67 mph

Weather / Track : Cloudy / Dry

These results are provisional until the conclusion of any judicial and technical matters.

Race Distance: 10 Laps / 12.07 miles

Brands Hatch Indy: 1.2079 miles

Date: 01/10/2022 Start: 15:29 Finish: 15:37

Clerk Of Course :

Stewards :

Timekeeper :

Craig Smith

Results can be found at www.tsl-timing.com

Printed - 15:38 Saturday, 01 October 2022



BMCR - MRO Championships 2022 - Rnd 9 @ Brands Hatch Indy

BMCR Rookie 600 & 1000

RACE 12 - LAP CHART

LAP 1 @ 15:30:03.411		
NO	BEHIND	LAP TIME

449		56.186
23	1.103	57.289
224	1.523	57.709
69	1.618	57.804
87	1.686	57.872
334	2.024	58.210
81	3.135	59.321
125	3.968	1:00.154
34	4.112	1:00.298
36	4.446	1:00.632
37	5.525	1:01.711
281	5.640	1:01.826
50	5.873	1:02.059
96	6.042	1:02.228
274	6.391	1:02.577
222	6.707	1:02.893
123	7.667	1:03.853
84	8.026	1:04.212
29	21.535	1:17.721
141	22.844	1:19.030
20	23.092	1:19.278
58	23.566	1:19.752
28	24.989	1:21.175
41	25.144	1:21.330
124	25.328	1:21.514
65	28.128	1:24.314
825	28.532	1:24.718
395	32.171	1:28.357

LAP 2 @ 15:30:53.708		
NO	BEHIND	LAP TIME

449		50.297
23	2.116	51.310
87	2.447	51.058
224	2.929	51.703
69	3.198	51.877
334	3.810	52.083
81	5.424	52.586
125	7.436	53.765
36	7.492	53.343
34	7.884	54.069
37	9.579	54.351
281	9.633	54.290
50	9.916	54.340
96	10.602	54.857
274	10.673	54.579
222	10.911	54.501
123	12.593	55.223
84	13.240	55.511
29	24.087	52.849
141	25.369	52.822
20	25.472	52.677
58	26.088	52.819
28	28.806	54.114
124	29.333	54.302
41	29.503	54.656
65	35.328	57.497
825	35.586	57.351
395	39.235	57.361

LAP 3 @ 15:31:44.193		
NO	BEHIND	LAP TIME

449		50.485
23	2.793	51.162
87	3.139	51.177
224	3.501	51.057
69	4.488	51.775
334	4.856	51.531
81	7.159	52.220
36	10.250	53.243
34	10.793	53.394
125	11.876	54.925
281	12.434	53.286
50	12.862	53.431
37	13.157	54.063
274	13.993	53.805
96	14.289	54.172
222	14.544	54.118
123	17.259	55.151
84	18.203	55.448
29	25.808	52.206
20	26.623	51.636
141	27.065	52.181
58	27.707	52.104
28	32.124	53.803
124	32.203	53.355
41	32.530	53.512
65	42.723	57.880
825	42.914	57.813
395	45.086	56.336

LAP 4 @ 15:32:34.584		
NO	BEHIND	LAP TIME

449		50.391
23	3.537	51.135
87	3.671	50.923
224	4.383	51.273
69	5.385	51.288
334	9.468	52.700
81	12.958	53.099
36	13.306	52.904
34	15.951	54.466
281	16.008	53.965
50	16.261	53.790
37	16.337	53.571
274	17.491	53.889
222	17.643	53.490
96	18.036	54.138
123	22.424	55.556
84	22.913	55.101
29	27.255	51.838
20	27.621	51.389
141	28.106	51.432
58	29.647	52.331
124	35.092	53.280
28	35.688	53.955
41	35.945	53.806
825	48.852	56.329
65	49.793	57.461

LAP 5 @ 15:33:24.961		
NO	BEHIND	LAP TIME

449		50.377
395	1 Lap	55.790

23	3.902	50.742
87	4.387	51.093
224	5.216	51.210
69	6.304	51.296
81	10.814	51.723
36	16.091	53.510
34	16.330	53.401
281	18.675	53.044
125	19.450	53.876
37	19.555	53.595
50	19.988	54.104
222	20.371	53.105
274	21.168	54.054
96	21.473	53.814
123	27.264	55.217
84	27.580	55.044
29	28.547	51.669
20	28.926	51.682
141	29.332	51.603
58	31.919	52.649
124	38.481	53.766
28	38.841	53.530
41	39.037	53.469

LAP 6 @ 15:34:16.409		
NO	BEHIND	LAP TIME

449		51.448
825	1 Lap	55.906
23	3.711	51.257
87	4.235	51.296
224	5.215	51.447
65	1 Lap	57.322
395	1 Lap	56.830
69	6.595	51.739
81	11.150	51.784
36	17.833	53.190
34	18.155	53.273
281	20.447	53.220
37	20.929	52.822
50	21.741	53.201
125	22.370	54.368
222	22.503	53.580
96	23.696	53.671
274	24.066	54.346
20	30.080	52.602
29	30.211	53.112
141	30.964	53.080
123	30.991	55.175
84	31.646	55.514
58	33.800	53.329
124	40.438	53.405
28	40.640	53.247
41	41.265	53.676

LAP 7 @ 15:35:07.238		
NO	BEHIND	LAP TIME

449		50.829
23	3.866	50.984
87	4.050	50.644
224	5.985	51.599
825	1 Lap	55.697
69	8.097	52.331
65	1 Lap	56.804
395	1 Lap	56.733
81	12.102	51.781

34	20.254	52.928
281	22.677	53.059
37	23.016	52.916
50	24.012	53.100
222	25.166	53.492
125	25.472	53.931
96	25.762	52.895
274	28.372	55.135
20	31.017	51.766
29	31.458	52.076
141	31.733	51.598
123	35.048	54.886
84	36.063	55.246
58	36.272	53.301
41	43.729	53.293
124	43.750	54.141
28	44.205	54.394

LAP 8 @ 15:35:57.985		
NO	BEHIND	LAP TIME

449		50.747
23	4.109	50.990
87	4.258	50.955
224	7.303	52.065
69	9.823	52.473
825	1 Lap	55.818
81	14.282	52.927
395	1 Lap	57.096
65	1 Lap	57.538
34	21.592	52.085
37	24.315	52.046
281	25.814	53.884
50	26.055	52.790
222	27.255	52.836
125	28.192	53.467
96	28.628	53.613
20	32.379	52.109
274	33.128	55.503
29	33.156	52.445
141	33.266	52.280
123	39.480	55.179
58	39.609	54.084
84	40.468	55.152
41	45.831	52.849
124	46.696	53.693
28	47.002	53.544

LAP 9 @ 15:36:48.749		
NO	BEHIND	LAP TIME

449		50.764
87	3.702	50.208
23	4.064	50.719
224	8.190	51.651
69	10.986	51.927
81	16.133	52.615
825	1 Lap	55.854
395	1 Lap	56.562
34	24.156	53.328
65	1 Lap	57.899
37	25.377	51.826
50	28.751	53.460
281	28.973	53.923
222	29.459	52.968
125	30.777	53.349
96	31.150	53.286

LAP 10 @ 15:37:39.112		
NO	BEHIND	LAP TIME

449		50.363
87	3.332	49.993
23	3.805	50.104
224	9.480	51.653
69	12.248	51.625
81	17.932	52.162
825	1 Lap	55.987
34	27.185	53.392
37	27.305	52.291
395	1 Lap	57.330
50	31.680	53.292
65	1 Lap	57.169
281	32.468	53.858
222	32.821	53.725
125	33.266	52.852
96	33.580	52.793
20	34.055	51.470
29	34.416	51.383
141	34.587	51.132
274	40.768	54.376
58	44.815	53.576
84	49.392	54.914
123	49.795	55.420
41	50.071	52.663
28	51.354	52.761
124	52.205	53.092

BMCRC - MRO Championships 2022 - Rnd 9 @ Brands Hatch Indy

BMCRC Rookie 600 & 1000

RACE 12 - SECTOR ANALYSIS



SECTOR 1 = FL to I1, SECTOR 2 = I1 to FL, DIFF = Difference To Personal Best Lap, P = Crossed Finish Line in Pit Lane, D = Time Disallowed

P1 449 1000 Luke WALLINGTON		Yamaha R1 - BW Bespoke Developments Ltd				
IDEAL LAP TIME : 50.078		BEST LAP TIME : 50.297		DIFFERENCE : 0.219		
LAP	SECTOR 1	SECTOR 2	LAP TIME	MPH	DIFF	TIME OF DAY
1 -		20.441	56.186	77.39	5.889	15:30:03.411
2 -	30.180	20.117	50.297 (1)	86.45		15:30:53.708
3 -	30.258	20.227	50.485	86.13	0.188	15:31:44.193
4 -	30.268	20.123	50.391	86.29	0.094	15:32:34.584
5 -	30.079	20.298	50.377 (3)	86.32	0.080	15:33:24.961
6 -	31.187	20.261	51.448	84.52	1.151	15:34:16.409
7 -	30.675	20.154	50.829	85.55	0.532	15:35:07.238
8 -	30.188	20.559	50.747	85.69	0.450	15:35:57.985
9 -	30.551	20.213	50.764	85.66	0.467	15:36:48.749
10 -	30.364	19.999	50.363 (2)	86.34	0.066	15:37:39.112

P2 87 1000 Karl THOMPSON		Yamaha R1 - #Teamrace				
IDEAL LAP TIME : 49.911		BEST LAP TIME : 49.993		DIFFERENCE : 0.082		
LAP	SECTOR 1	SECTOR 2	LAP TIME	MPH	DIFF	TIME OF DAY
1 -		20.428	57.872	75.14	7.879	15:30:05.097
2 -	30.747	20.311	51.058	85.16	1.065	15:30:56.155
3 -	30.923	20.254	51.177	84.97	1.184	15:31:47.332
4 -	30.735	20.188	50.923	85.39	0.930	15:32:38.255
5 -	30.952	20.141	51.093	85.11	1.100	15:33:29.348
6 -	30.643	20.653	51.296	84.77	1.303	15:34:20.644
7 -	30.444	20.200	50.644 (3)	85.86	0.651	15:35:11.288
8 -	30.692	20.263	50.955	85.34	0.962	15:36:02.243
9 -	30.434	19.774	50.208 (2)	86.61	0.215	15:36:52.451
10 -	30.137	19.856	49.993 (1)	86.98		15:37:42.444

P3 23 1000 Harry HINCHCLIFFE		Kawasaki ZX10R GEN 4 -				
IDEAL LAP TIME : 50.104		BEST LAP TIME : 50.104		DIFFERENCE : 0.000		
LAP	SECTOR 1	SECTOR 2	LAP TIME	MPH	DIFF	TIME OF DAY
1 -		20.566	57.289	75.90	7.185	15:30:04.514
2 -	30.929	20.381	51.310	84.75	1.206	15:30:55.824
3 -	30.739	20.423	51.162	84.99	1.058	15:31:46.986
4 -	30.801	20.334	51.135	85.04	1.031	15:32:38.121
5 -	30.643	20.099	50.742 (3)	85.70	0.638	15:33:28.863
6 -	30.450	20.807	51.257	84.83	1.153	15:34:20.120
7 -	30.728	20.256	50.984	85.29	0.880	15:35:11.104
8 -	30.640	20.350	50.990	85.28	0.886	15:36:02.094
9 -	30.701	20.018	50.719 (2)	85.73	0.615	15:36:52.813
10 -	30.153	19.951	50.104 (1)	86.79		15:37:42.917

P4 224 1000 Lee HEALEY		Suzuki GSXR 1000R - F-Tech Fire & Electrical Ltd / Ark Joinery				
IDEAL LAP TIME : 51.057		BEST LAP TIME : 51.057		DIFFERENCE : 0.000		
LAP	SECTOR 1	SECTOR 2	LAP TIME	MPH	DIFF	TIME OF DAY
1 -		20.748	57.709	75.35	6.652	15:30:04.934
2 -	31.261	20.442	51.703	84.10	0.646	15:30:56.637
3 -	30.703	20.354	51.057 (1)	85.17		15:31:47.694
4 -	30.906	20.367	51.273 (3)	84.81	0.216	15:32:38.967
5 -	30.820	20.390	51.210 (2)	84.91	0.153	15:33:30.177
6 -	30.742	20.705	51.447	84.52	0.390	15:34:21.624
7 -	31.048	20.551	51.599	84.27	0.542	15:35:13.223
8 -	31.249	20.816	52.065	83.52	1.008	15:36:05.288
9 -	31.070	20.581	51.651	84.19	0.594	15:36:56.939
10 -	31.116	20.537	51.653	84.18	0.596	15:37:48.592

BMCRC - MRO Championships 2022 - Rnd 9 @ Brands Hatch Indy

BMCRC Rookie 600 & 1000

RACE 12 - SECTOR ANALYSIS



SECTOR 1 = FL to I1, SECTOR 2 = I1 to FL, DIFF = Difference To Personal Best Lap, P = Crossed Finish Line in Pit Lane, D = Time Disallowed

P5 69 1000 Alfie COKER		Kawasaki ZX10RR - Elmech Racing				
IDEAL LAP TIME : 51.189		BEST LAP TIME : 51.288		DIFFERENCE : 0.099		
LAP	SECTOR 1	SECTOR 2	LAP TIME	MPH	DIFF	TIME OF DAY
1 -		20.643	57.804	75.22	6.516	15:30:05.029
2 -	31.428	20.449	51.877	83.82	0.589	15:30:56.906
3 -	31.387	20.388	51.775	83.99	0.487	15:31:48.681
4 -	30.872	20.416	51.288 (1)	84.78		15:32:39.969
5 -	30.979	20.317	51.296 (2)	84.77	0.008	15:33:31.265
6 -	31.202	20.537	51.739	84.04	0.451	15:34:23.004
7 -	31.611	20.720	52.331	83.09	1.043	15:35:15.335
8 -	31.629	20.844	52.473	82.87	1.185	15:36:07.808
9 -	31.288	20.639	51.927	83.74	0.639	15:36:59.735
10 -	30.943	20.682	51.625 (3)	84.23	0.337	15:37:51.360

P6 81 1000 Dan HARTLE		Yamaha R1 2CR - #Teamrace				
IDEAL LAP TIME : 51.549		BEST LAP TIME : 51.723		DIFFERENCE : 0.174		
LAP	SECTOR 1	SECTOR 2	LAP TIME	MPH	DIFF	TIME OF DAY
1 -		20.770	59.321	73.30	7.598	15:30:06.546
2 -	31.871	20.715	52.586	82.69	0.863	15:30:59.132
3 -	31.483	20.737	52.220	83.27	0.497	15:31:51.352
4 -	31.988	20.712	52.700	82.51	0.977	15:32:44.052
5 -	31.419	20.304	51.723 (1)	84.07		15:33:35.775
6 -	31.248	20.536	51.784 (3)	83.97	0.061	15:34:27.559
7 -	31.245	20.536	51.781 (2)	83.98	0.058	15:35:19.340
8 -	32.022	20.905	52.927	82.16	1.204	15:36:12.267
9 -	31.934	20.681	52.615	82.64	0.892	15:37:04.882
10 -	31.564	20.598	52.162	83.36	0.439	15:37:57.044

P7 34 1000 Ben CHEESEMAN		Kawasaki ZX10RR - BCH Services Kent Ltd				
IDEAL LAP TIME : 52.085		BEST LAP TIME : 52.085		DIFFERENCE : 0.000		
LAP	SECTOR 1	SECTOR 2	LAP TIME	MPH	DIFF	TIME OF DAY
1 -		21.204	1:00.298	72.11	8.213	15:30:07.523
2 -	32.886	21.183	54.069	80.42	1.984	15:31:01.592
3 -	32.207	21.187	53.394	81.44	1.309	15:31:54.986
4 -	31.943	20.961	52.904 (2)	82.19	0.819	15:32:47.890
5 -	32.343	21.058	53.401	81.43	1.316	15:33:41.291
6 -	32.089	21.184	53.273	81.62	1.188	15:34:34.564
7 -	32.121	20.807	52.928 (3)	82.16	0.843	15:35:27.492
8 -	31.390	20.695	52.085 (1)	83.49		15:36:19.577
9 -	31.851	21.477	53.328	81.54	1.243	15:37:12.905
10 -	32.694	20.698	53.392	81.44	1.307	15:38:06.297

P8 37 1000 Adam DAVEY		BMW S1000RR -				
IDEAL LAP TIME : 51.679		BEST LAP TIME : 51.826		DIFFERENCE : 0.147		
LAP	SECTOR 1	SECTOR 2	LAP TIME	MPH	DIFF	TIME OF DAY
1 -		21.976	1:01.711	70.46	9.885	15:30:08.936
2 -	32.496	21.855	54.351	80.00	2.525	15:31:03.287
3 -	32.681	21.382	54.063	80.43	2.237	15:31:57.350
4 -	32.091	21.480	53.571	81.17	1.745	15:32:50.921
5 -	32.493	21.102	53.595	81.13	1.769	15:33:44.516
6 -	31.757	21.065	52.822	82.32	0.996	15:34:37.338
7 -	31.559	21.357	52.916	82.17	1.090	15:35:30.254
8 -	31.385	20.661	52.046 (2)	83.55	0.220	15:36:22.300
9 -	31.256	20.570	51.826 (1)	83.90		15:37:14.126
10 -	31.868	20.423	52.291 (3)	83.16	0.465	15:38:06.417

BMCRC - MRO Championships 2022 - Rnd 9 @ Brands Hatch Indy

BMCRC Rookie 600 & 1000

RACE 12 - SECTOR ANALYSIS



SECTOR 1 = FL to I1, SECTOR 2 = I1 to FL, DIFF = Difference To Personal Best Lap, P = Crossed Finish Line in Pit Lane, D = Time Disallowed

P9 50 1000 Jason PAES		Aprilia RSV4 -				
IDEAL LAP TIME : 52.618		BEST LAP TIME : 52.790		DIFFERENCE : 0.172		
LAP	SECTOR 1	SECTOR 2	LAP TIME	MPH	DIFF	TIME OF DAY
1 -		21.856	1:02.059	70.07	9.269	15:30:09.284
2 -	33.047	21.293	54.340	80.02	1.550	15:31:03.624
3 -	32.276	21.155	53.431	81.38	0.641	15:31:57.055
4 -	32.253	21.537	53.790	80.84	1.000	15:32:50.845
5 -	32.619	21.485	54.104	80.37	1.314	15:33:44.949
6 -	32.140	21.061	53.201 (3)	81.73	0.411	15:34:38.150
7 -	31.664	21.436	53.100 (2)	81.89	0.310	15:35:31.250
8 -	31.836	20.954	52.790 (1)	82.37		15:36:24.040
9 -	32.338	21.122	53.460	81.34	0.670	15:37:17.500
10 -	31.939	21.353	53.292	81.59	0.502	15:38:10.792

P10 222 1000 Daniel MERCER		Honda CBR1000RR - Desperate Dan Racing				
IDEAL LAP TIME : 52.836		BEST LAP TIME : 52.836		DIFFERENCE : 0.000		
LAP	SECTOR 1	SECTOR 2	LAP TIME	MPH	DIFF	TIME OF DAY
1 -		21.809	1:02.893	69.14	10.057	15:30:10.118
2 -	33.055	21.446	54.501	79.78	1.665	15:31:04.619
3 -	32.680	21.438	54.118	80.35	1.282	15:31:58.737
4 -	32.174	21.316	53.490	81.29	0.654	15:32:52.227
5 -	32.296	20.809	53.105 (3)	81.88	0.269	15:33:45.332
6 -	32.323	21.257	53.580	81.16	0.744	15:34:38.912
7 -	32.413	21.079	53.492	81.29	0.656	15:35:32.404
8 -	32.088	20.748	52.836 (1)	82.30		15:36:25.240
9 -	32.170	20.798	52.968 (2)	82.09	0.132	15:37:18.208
10 -	32.149	21.576	53.725	80.94	0.889	15:38:11.933

P11 125 1000 Matthew CHAM		Kawasaki ZX10R - MFM Track Bikes				
IDEAL LAP TIME : 52.852		BEST LAP TIME : 52.852		DIFFERENCE : 0.000		
LAP	SECTOR 1	SECTOR 2	LAP TIME	MPH	DIFF	TIME OF DAY
1 -		21.395	1:00.154	72.29	7.302	15:30:07.379
2 -	32.460	21.305	53.765	80.88	0.913	15:31:01.144
3 -	33.452	21.473	54.925	79.17	2.073	15:31:56.069
4 -	32.741	21.725	54.466	79.84	1.614	15:32:50.535
5 -	32.606	21.270	53.876	80.71	1.024	15:33:44.411
6 -	32.909	21.459	54.368	79.98	1.516	15:34:38.779
7 -	32.556	21.375	53.931	80.63	1.079	15:35:32.710
8 -	32.381	21.086	53.467 (3)	81.33	0.615	15:36:26.177
9 -	32.368	20.981	53.349 (2)	81.51	0.497	15:37:19.526
10 -	32.015	20.837	52.852 (1)	82.27		15:38:12.378

P12 96 1000 Pete SCOTT		Suzuki GSXR750 - South Hill MOT Centre				
IDEAL LAP TIME : 52.427		BEST LAP TIME : 52.793		DIFFERENCE : 0.366		
LAP	SECTOR 1	SECTOR 2	LAP TIME	MPH	DIFF	TIME OF DAY
1 -		21.525	1:02.228	69.88	9.435	15:30:09.453
2 -	33.036	21.821	54.857	79.27	2.064	15:31:04.310
3 -	32.537	21.635	54.172	80.27	1.379	15:31:58.482
4 -	32.461	21.677	54.138	80.32	1.345	15:32:52.620
5 -	32.496	21.318	53.814	80.80	1.021	15:33:46.434
6 -	32.390	21.281	53.671	81.02	0.878	15:34:40.105
7 -	31.699	21.196	52.895 (2)	82.21	0.102	15:35:33.000
8 -	32.245	21.368	53.613	81.11	0.820	15:36:26.613
9 -	32.094	21.192	53.286 (3)	81.60	0.493	15:37:19.899
10 -	32.065	20.728	52.793 (1)	82.37		15:38:12.692

BMCRC - MRO Championships 2022 - Rnd 9 @ Brands Hatch Indy

BMCRC Rookie 600 & 1000

RACE 12 - SECTOR ANALYSIS



SECTOR 1 = FL to I1, SECTOR 2 = I1 to FL, DIFF = Difference To Personal Best Lap, P = Crossed Finish Line in Pit Lane, D = Time Disallowed

P13 20 600 Nathan MILES			Triumph DAYTONA -			
IDEAL LAP TIME : 51.198		BEST LAP TIME : 51.333		DIFFERENCE : 0.135		
LAP	SECTOR 1	SECTOR 2	LAP TIME	MPH	DIFF	TIME OF DAY
1 -		20.973	1:19.278	54.85	27.945	15:30:26.503
2 -	32.036	20.641	52.677	82.55	1.344	15:31:19.180
3 -	31.225	20.411	51.636	84.21	0.303	15:32:10.816
4 -	31.003	20.386	51.389 (2)	84.62	0.056	15:33:02.205
5 -	31.093	20.589	51.682	84.14	0.349	15:33:53.887
6 -	31.410	21.192	52.602	82.66	1.269	15:34:46.489
7 -	31.277	20.489	51.766	84.00	0.433	15:35:38.255
8 -	31.062	21.047	52.109	83.45	0.776	15:36:30.364
9 -	30.812	20.521	51.333 (1)	84.71		15:37:21.697
10 -	30.979	20.491	51.470 (3)	84.48	0.137	15:38:13.167

P14 29 600 Michael SHEPPHARD			Kawasaki ZX6R - RTR Performance, KRS Solutions			
IDEAL LAP TIME : 51.004		BEST LAP TIME : 51.004		DIFFERENCE : 0.000		
LAP	SECTOR 1	SECTOR 2	LAP TIME	MPH	DIFF	TIME OF DAY
1 -		20.663	1:17.721	55.95	26.717	15:30:24.946
2 -	31.805	21.044	52.849	82.28	1.845	15:31:17.795
3 -	31.540	20.666	52.206	83.29	1.202	15:32:10.001
4 -	31.276	20.562	51.838	83.88	0.834	15:33:01.839
5 -	31.194	20.475	51.669 (3)	84.16	0.665	15:33:53.508
6 -	32.143	20.969	53.112	81.87	2.108	15:34:46.620
7 -	31.478	20.598	52.076	83.50	1.072	15:35:38.696
8 -	31.147	21.298	52.445	82.91	1.441	15:36:31.141
9 -	30.822	20.182	51.004 (1)	85.26		15:37:22.145
10 -	30.846	20.537	51.383 (2)	84.63	0.379	15:38:13.528

P15 141 600 Henry ROSS			Yamaha R6 -			
IDEAL LAP TIME : 50.942		BEST LAP TIME : 51.132		DIFFERENCE : 0.190		
LAP	SECTOR 1	SECTOR 2	LAP TIME	MPH	DIFF	TIME OF DAY
1 -		21.126	1:19.030	55.02	27.898	15:30:26.255
2 -	32.017	20.805	52.822	82.32	1.690	15:31:19.077
3 -	31.585	20.596	52.181	83.33	1.049	15:32:11.258
4 -	31.006	20.426	51.432 (3)	84.55	0.300	15:33:02.690
5 -	31.129	20.474	51.603	84.27	0.471	15:33:54.293
6 -	31.603	21.477	53.080	81.92	1.948	15:34:47.373
7 -	31.011	20.587	51.598	84.27	0.466	15:35:38.971
8 -	31.111	21.169	52.280	83.17	1.148	15:36:31.251
9 -	30.968	20.348	51.316 (2)	84.74	0.184	15:37:22.567
10 -	30.594	20.538	51.132 (1)	85.04		15:38:13.699

P16 274 1000 Stewart LATIMER			Suzuki GSXR1000 R - Fat Bloke Racing RR			
IDEAL LAP TIME : 53.623		BEST LAP TIME : 53.805		DIFFERENCE : 0.182		
LAP	SECTOR 1	SECTOR 2	LAP TIME	MPH	DIFF	TIME OF DAY
1 -		21.894	1:02.577	69.49	8.772	15:30:09.802
2 -	33.057	21.522	54.579	79.67	0.774	15:31:04.381
3 -	32.237	21.568	53.805 (1)	80.82		15:31:58.186
4 -	32.503	21.386	53.889 (2)	80.69	0.084	15:32:52.075
5 -	32.568	21.486	54.054 (3)	80.44	0.249	15:33:46.129
6 -	32.708	21.638	54.346	80.01	0.541	15:34:40.475
7 -	33.254	21.881	55.135	78.87	1.330	15:35:35.610
8 -	33.506	21.997	55.503	78.34	1.698	15:36:31.113
9 -	32.980	21.411	54.391	79.95	0.586	15:37:25.504
10 -	32.764	21.612	54.376	79.97	0.571	15:38:19.880

BMCRC - MRO Championships 2022 - Rnd 9 @ Brands Hatch Indy

BMCRC Rookie 600 & 1000

RACE 12 - SECTOR ANALYSIS



SECTOR 1 = FL to I1, SECTOR 2 = I1 to FL, DIFF = Difference To Personal Best Lap, P = Crossed Finish Line in Pit Lane, D = Time Disallowed

P17 281 1000 Daniel FARLEY			Suzuki GSXR - F-TECH FIRE & ELECTRICAL LTD			
IDEAL LAP TIME : 52.972		BEST LAP TIME : 53.044		DIFFERENCE : 0.072		
LAP	SECTOR 1	SECTOR 2	LAP TIME	MPH	DIFF	TIME OF DAY
1 -		21.950	1:01.826	70.33	8.782	15:30:09.051
2 -	33.011	21.279	54.290	80.09	1.246	15:31:03.341
3 -	32.215	21.071	53.286	81.60	0.242	15:31:56.627
4 -	32.473	21.492	53.965	80.58	0.921	15:32:50.592
5 -	31.966	21.078	53.044 (1)	81.98		15:33:43.636
6 -	32.122	21.098	53.220 (3)	81.70	0.176	15:34:36.856
7 -	31.901	21.158	53.059 (2)	81.95	0.015	15:35:29.915
8 -	32.656	21.228	53.884	80.70	0.840	15:36:23.799
9 -	32.566	21.357	53.923	80.64	0.879	15:37:17.722
10 -	32.518	21.340	53.858	80.74	0.814	15:38:11.580

P18 58 600 Paul NICHOLAS			Yamaha YZF R6 - MARLEY COMMS			
IDEAL LAP TIME : 51.943		BEST LAP TIME : 52.104		DIFFERENCE : 0.161		
LAP	SECTOR 1	SECTOR 2	LAP TIME	MPH	DIFF	TIME OF DAY
1 -		21.156	1:19.752	54.52	27.648	15:30:26.977
2 -	32.046	20.773	52.819	82.33	0.715	15:31:19.796
3 -	31.489	20.615	52.104 (1)	83.46		15:32:11.900
4 -	31.328	21.003	52.331 (2)	83.09	0.227	15:33:04.231
5 -	31.532	21.117	52.649 (3)	82.59	0.545	15:33:56.880
6 -	32.050	21.279	53.329	81.54	1.225	15:34:50.209
7 -	31.913	21.388	53.301	81.58	1.197	15:35:43.510
8 -	32.171	21.913	54.084	80.40	1.980	15:36:37.594
9 -	31.622	21.135	52.757	82.42	0.653	15:37:30.351
10 -	32.310	21.266	53.576	81.16	1.472	15:38:23.927

P19 84 1000 Colin McPHERSON			Kawasaki ZX10R -			
IDEAL LAP TIME : 54.322		BEST LAP TIME : 54.914		DIFFERENCE : 0.592		
LAP	SECTOR 1	SECTOR 2	LAP TIME	MPH	DIFF	TIME OF DAY
1 -		22.455	1:04.212	67.72	9.298	15:30:11.437
2 -	33.748	21.763	55.511	78.33	0.597	15:31:06.948
3 -	33.521	21.927	55.448	78.42	0.534	15:32:02.396
4 -	33.357	21.744	55.101 (3)	78.92	0.187	15:32:57.497
5 -	33.235	21.809	55.044 (2)	79.00	0.130	15:33:52.541
6 -	33.584	21.930	55.514	78.33	0.600	15:34:48.055
7 -	33.326	21.920	55.246	78.71	0.332	15:35:43.301
8 -	33.588	21.564	55.152	78.84	0.238	15:36:38.453
9 -	32.758	22.379	55.137	78.86	0.223	15:37:33.590
10 -	33.317	21.597	54.914 (1)	79.18		15:38:28.504

P20 123 1000 James VINCER			Yamaha YZFR1 - Keam Electrical Services			
IDEAL LAP TIME : 54.700		BEST LAP TIME : 54.886		DIFFERENCE : 0.186		
LAP	SECTOR 1	SECTOR 2	LAP TIME	MPH	DIFF	TIME OF DAY
1 -		22.713	1:03.853	68.10	8.967	15:30:11.078
2 -	33.299	21.924	55.223	78.74	0.337	15:31:06.301
3 -	33.239	21.912	55.151 (2)	78.84	0.265	15:32:01.452
4 -	33.545	22.011	55.556	78.27	0.670	15:32:57.008
5 -	33.177	22.040	55.217	78.75	0.331	15:33:52.225
6 -	32.961	22.214	55.175 (3)	78.81	0.289	15:34:47.400
7 -	33.147	21.739	54.886 (1)	79.22		15:35:42.286
8 -	33.219	21.960	55.179	78.80	0.293	15:36:37.465
9 -	33.427	22.595	56.022	77.62	1.136	15:37:33.487
10 -	33.420	22.000	55.420	78.46	0.534	15:38:28.907

BMCRC - MRO Championships 2022 - Rnd 9 @ Brands Hatch Indy

BMCRC Rookie 600 & 1000

RACE 12 - SECTOR ANALYSIS



SECTOR 1 = FL to I1, SECTOR 2 = I1 to FL, DIFF = Difference To Personal Best Lap, P = Crossed Finish Line in Pit Lane, D = Time Disallowed

P21 41 600 Toby COOK			Triumph DAYTONA - Brixham Bodyworks			
IDEAL LAP TIME : 52.613		BEST LAP TIME : 52.663		DIFFERENCE : 0.050		
LAP	SECTOR 1	SECTOR 2	LAP TIME	MPH	DIFF	TIME OF DAY
1 -		21.848	1:21.330	53.46	28.667	15:30:28.555
2 -	33.580	21.076	54.656	79.56	1.993	15:31:23.211
3 -	32.187	21.325	53.512	81.26	0.849	15:32:16.723
4 -	32.693	21.113	53.806	80.82	1.143	15:33:10.529
5 -	32.255	21.214	53.469	81.32	0.806	15:34:03.998
6 -	32.626	21.050	53.676	81.01	1.013	15:34:57.674
7 -	32.251	21.042	53.293	81.59	0.630	15:35:50.967
8 -	31.872	20.977	52.849 (3)	82.28	0.186	15:36:43.816
9 -	31.745	20.959	52.704 (2)	82.50	0.041	15:37:36.520
10 -	31.654	21.009	52.663 (1)	82.57		15:38:29.183

P22 28 600 Tom WALKER			Honda CBR600RR - RWRacing			
IDEAL LAP TIME : 52.490		BEST LAP TIME : 52.718		DIFFERENCE : 0.228		
LAP	SECTOR 1	SECTOR 2	LAP TIME	MPH	DIFF	TIME OF DAY
1 -		21.673	1:21.175	53.57	28.457	15:30:28.400
2 -	32.995	21.119	54.114	80.36	1.396	15:31:23.514
3 -	32.558	21.245	53.803	80.82	1.085	15:32:16.317
4 -	32.885	21.070	53.955	80.59	1.237	15:33:10.272
5 -	32.373	21.157	53.530	81.23	0.812	15:34:03.802
6 -	32.290	20.957	53.247 (3)	81.66	0.529	15:34:57.049
7 -	33.152	21.242	54.394	79.94	1.676	15:35:51.443
8 -	32.610	20.934	53.544	81.21	0.826	15:36:44.987
9 -	32.076	20.642	52.718 (1)	82.48		15:37:37.705
10 -	31.848	20.913	52.761 (2)	82.42	0.043	15:38:30.466

P23 124 600 Mark STRUTT			Yamaha R6 - Myself			
IDEAL LAP TIME : 52.940		BEST LAP TIME : 53.092		DIFFERENCE : 0.152		
LAP	SECTOR 1	SECTOR 2	LAP TIME	MPH	DIFF	TIME OF DAY
1 -		21.776	1:21.514	53.34	28.422	15:30:28.739
2 -	33.150	21.152	54.302	80.08	1.210	15:31:23.041
3 -	32.213	21.142	53.355 (3)	81.50	0.263	15:32:16.396
4 -	31.973	21.307	53.280 (2)	81.61	0.188	15:33:09.676
5 -	32.283	21.483	53.766	80.88	0.674	15:34:03.442
6 -	32.124	21.281	53.405	81.42	0.313	15:34:56.847
7 -	32.559	21.582	54.141	80.31	1.049	15:35:50.988
8 -	32.674	21.019	53.693	80.99	0.601	15:36:44.681
9 -	32.479	21.065	53.544	81.21	0.452	15:37:38.225
10 -	32.125	20.967	53.092 (1)	81.90		15:38:31.317

P24 825 600 Cody OWENS			Suzuki GSXR 600 -			
IDEAL LAP TIME : 55.528		BEST LAP TIME : 55.697		DIFFERENCE : 0.169		
LAP	SECTOR 1	SECTOR 2	LAP TIME	MPH	DIFF	TIME OF DAY
1 -		22.825	1:24.718	51.33	29.021	15:30:31.943
2 -	34.855	22.496	57.351	75.82	1.654	15:31:29.294
3 -	35.022	22.791	57.813	75.21	2.116	15:32:27.107
4 -	34.359	21.970	56.329	77.20	0.632	15:33:23.436
5 -	33.912	21.994	55.906	77.78	0.209	15:34:19.342
6 -	33.720	21.977	55.697 (1)	78.07		15:35:15.039
7 -	33.558	22.260	55.818 (2)	77.90	0.121	15:36:10.857
8 -	33.883	21.971	55.854 (3)	77.85	0.157	15:37:06.711
9 -	33.812	22.175	55.987	77.67	0.290	15:38:02.698

BMCRC - MRO Championships 2022 - Rnd 9 @ Brands Hatch Indy

BMCRC Rookie 600 & 1000

RACE 12 - SECTOR ANALYSIS



SECTOR 1 = FL to I1, SECTOR 2 = I1 to FL, DIFF = Difference To Personal Best Lap, P = Crossed Finish Line in Pit Lane, D = Time Disallowed

P25 395 600		William NICHOLLS		Yamaha R6 - Will Nicholls Farriery		
IDEAL LAP TIME : 55.790		BEST LAP TIME : 55.790		DIFFERENCE : 0.000		
LAP	SECTOR 1	SECTOR 2	LAP TIME	MPH	DIFF	TIME OF DAY
1 -		23.511	1:28.357	49.21	32.567	15:30:35.582
2 -	34.797	22.564	57.361	75.81	1.571	15:31:32.943
3 -	33.990	22.346	56.336 (2)	77.19	0.546	15:32:29.279
4 -	33.538	22.252	55.790 (1)	77.94		15:33:25.069
5 -	34.240	22.590	56.830	76.51	1.040	15:34:21.899
6 -	34.435	22.298	56.733	76.65	0.943	15:35:18.632
7 -	34.596	22.500	57.096	76.16	1.306	15:36:15.728
8 -	34.130	22.432	56.562 (3)	76.88	0.772	15:37:12.290
9 -	34.744	22.586	57.330	75.85	1.540	15:38:09.620

P26 65 600		Francesco MONTINI		Triumph DAYTONA 675R - Sara Johnson		
IDEAL LAP TIME : 56.625		BEST LAP TIME : 56.804		DIFFERENCE : 0.179		
LAP	SECTOR 1	SECTOR 2	LAP TIME	MPH	DIFF	TIME OF DAY
1 -		22.904	1:24.314	51.57	27.510	15:30:31.539
2 -	34.950	22.547	57.497	75.63	0.693	15:31:29.036
3 -	35.057	22.823	57.880	75.13	1.076	15:32:26.916
4 -	35.028	22.433	57.461	75.67	0.657	15:33:24.377
5 -	34.610	22.712	57.322 (3)	75.86	0.518	15:34:21.699
6 -	34.255	22.549	56.804 (1)	76.55		15:35:18.503
7 -	35.120	22.418	57.538	75.57	0.734	15:36:16.041
8 -	34.904	22.995	57.899	75.10	1.095	15:37:13.940
9 -	34.207	22.962	57.169 (2)	76.06	0.365	15:38:11.109

P27 36 1000		Alan MORGAN		Suzuki GSXR 1000 - Little Duck Racing		
IDEAL LAP TIME : 53.031		BEST LAP TIME : 53.099		DIFFERENCE : 0.068		
LAP	SECTOR 1	SECTOR 2	LAP TIME	MPH	DIFF	TIME OF DAY
1 -		21.267	1:00.632	71.72	7.533	15:30:07.857
2 -	32.270	21.073	53.343	81.52	0.244	15:31:01.200
3 -	32.247	20.996	53.243 (3)	81.67	0.144	15:31:54.443
4 -	32.035	21.064	53.099 (1)	81.89		15:32:47.542
5 -	32.445	21.065	53.510	81.26	0.411	15:33:41.052
6 -	32.113	21.077	53.190 (2)	81.75	0.091	15:34:34.242

P28 334 1000		Anthony BRANDISH		Suzuki GSXR 1000 - BW bespoke developments ltd		
IDEAL LAP TIME : 51.201		BEST LAP TIME : 51.531		DIFFERENCE : 0.330		
LAP	SECTOR 1	SECTOR 2	LAP TIME	MPH	DIFF	TIME OF DAY
1 -		20.604	58.210	74.70	6.679	15:30:05.435
2 -	31.831	20.252	52.083 (2)	83.49	0.552	15:30:57.518
3 -	30.949	20.582	51.531 (1)	84.38		15:31:49.049

BMCRC - MRO Championships 2022 - Rnd 9 @ Brands Hatch Indy

BMCRC Rookie 600 & 1000

RACE 12 - BEST SECTORS

SECTOR 1			SECTOR 2			IDEAL / BEST COMPARISON						
POS	NO	NAME	TIME	NO	NAME	TIME	POS	NO	NAME	IDEAL	BEST	DIFF
									PERFECT LAP	49.853		
1	449	WALLINGTON	30.079	87	THOMPSON	19.774	1	87	THOMPSON	49.911	49.993	0.082
2	87	THOMPSON	30.137	23	HINCHCLIFFE	19.951	2	449	WALLINGTON	50.078	50.297	0.219
3	23	HINCHCLIFFE	30.153	449	WALLINGTON	19.999	3	23	HINCHCLIFFE	50.104	50.104	0.000
4	141	ROSS	30.594	29	SHEPPHARD	20.182	4	141	ROSS	50.942	51.132	0.190
5	224	HEALEY	30.703	334	BRANDISH	20.252	5	29	SHEPPHARD	51.004	51.004	0.000
6	20	MILES	30.812	81	HARTLE	20.304	6	224	HEALEY	51.057	51.057	0.000
7	29	SHEPPHARD	30.822	69	COKER	20.317	7	69	COKER	51.189	51.288	0.099
8	69	COKER	30.872	141	ROSS	20.348	8	20	MILES	51.198	51.333	0.135
9	334	BRANDISH	30.949	224	HEALEY	20.354	9	334	BRANDISH	51.201	51.531	0.330
10	81	HARTLE	31.245	20	MILES	20.386	10	81	HARTLE	51.549	51.723	0.174
11	37	DAVEY	31.256	37	DAVEY	20.423	11	37	DAVEY	51.679	51.826	0.147
12	58	NICHOLAS	31.328	58	NICHOLAS	20.615	12	58	NICHOLAS	51.943	52.104	0.161
13	34	CHEESEMAN	31.390	28	WALKER	20.642	13	34	CHEESEMAN	52.085	52.085	0.000
14	41	COOK	31.654	34	CHEESEMAN	20.695	14	96	SCOTT	52.427	52.793	0.366
15	50	PAES	31.664	96	SCOTT	20.728	15	28	WALKER	52.490	52.718	0.228
16	96	SCOTT	31.699	222	MERCER	20.748	16	41	COOK	52.613	52.663	0.050
17	28	WALKER	31.848	125	CHAM	20.837	17	50	PAES	52.618	52.790	0.172
18	281	FARLEY	31.901	50	PAES	20.954	18	222	MERCER	52.836	52.836	0.000
19	124	STRUTT	31.973	41	COOK	20.959	19	125	CHAM	52.852	52.852	0.000
20	125	CHAM	32.015	124	STRUTT	20.967	20	124	STRUTT	52.940	53.092	0.152
21	36	MORGAN	32.035	36	MORGAN	20.996	21	281	FARLEY	52.972	53.044	0.072
22	222	MERCER	32.088	281	FARLEY	21.071	22	36	MORGAN	53.031	53.099	0.068
23	274	LATIMER	32.237	274	LATIMER	21.386	23	274	LATIMER	53.623	53.805	0.182
24	84	McPHERSON	32.758	84	McPHERSON	21.564	24	84	McPHERSON	54.322	54.914	0.592
25	123	VINCER	32.961	123	VINCER	21.739	25	123	VINCER	54.700	54.886	0.186
26	395	NICHOLLS	33.538	825	OWENS	21.970	26	825	OWENS	55.528	55.697	0.169
27	825	OWENS	33.558	395	NICHOLLS	22.252	27	395	NICHOLLS	55.790	55.790	0.000
28	65	MONTINI	34.207	65	MONTINI	22.418	28	65	MONTINI	56.625	56.804	0.179

BMCRC - MRO Championships 2022 - Rnd 9 @ Brands Hatch Indy

BMCRC Rookie 600 & 1000

RACE 12 - STATISTICS

Competitors Started 28
Planned Start 2022-10-01 @ 15:25:00.000
Actual Start 2022-10-01 @ 15:29:07.224
Finish Time 2022-10-01 @ 15:37:39.111
Track Length 1.2079mi.
Total Laps 266
Total Distance Covered 321.3135mi.

Session Fastest Lap History

NO	CL	NAME	LAP TIME	TIME OF DAY	LAP	VEHICLE
449	1000	Luke WALLINGTON	50.297	15:30:53.724	2	Yamaha R1
87	1000	Karl THOMPSON	50.208	15:36:52.459	9	Yamaha R1
87	1000	Karl THOMPSON	49.993	15:37:42.453	10	Yamaha R1

Session Leader History

NO	CL	NAME	FROM LAP	LAPS LED	DISTANCE	VEHICLE
449	1000	Luke WALLINGTON	1	10	12.07 miles	Yamaha R1

Flag History

TYPE	TIME OF DAY
GREEN	15:29:07.224
FINISH	15:37:39.111

Flag Statistics

TYPE	COUNT	TOTAL LAPS	TOTAL TIME
Green	1	10	9:29.436
Red	0	0	0.000
Safety Car	0	0	0.000
FCY	0	0	0.000

BMCRC - MRO Championships 2022 - Rnd 9 @ Brands Hatch Indy

BMCRC Rookie 600 & 1000

RACE 12 - STATISTICS

CLASS : 1000

18 Starters

Fastest Lap History

NO	NAME	LAP TIME	TIME OF DAY	LAP	VEHICLE
449	Luke WALLINGTON	50.297	15:30:53.724	2	Yamaha R1
87	Karl THOMPSON	50.208	15:36:52.459	9	Yamaha R1
87	Karl THOMPSON	49.993	15:37:42.453	10	Yamaha R1

Leader History

NO	NAME	FROM LAP	LAPS LED	DISTANCE	VEHICLE
449	Luke WALLINGTON	1	10	12.07 miles	Yamaha R1

BMCRC - MRO Championships 2022 - Rnd 9 @ Brands Hatch Indy

BMCRC Rookie 600 & 1000

RACE 12 - STATISTICS

CLASS : 600

10 Starters

Fastest Lap History

NO	NAME	LAP TIME	TIME OF DAY	LAP	VEHICLE
29	Michael SHEPPHARD	52.849	15:31:17.804	2	Kawasaki ZX6R
141	Henry ROSS	52.822	15:31:19.099	2	Yamaha R6
20	Nathan MILES	52.677	15:31:19.192	2	Triumph DAYTONA
29	Michael SHEPPHARD	52.206	15:32:10.010	3	Kawasaki ZX6R
20	Nathan MILES	51.636	15:32:10.832	3	Triumph DAYTONA
20	Nathan MILES	51.389	15:33:02.219	4	Triumph DAYTONA
20	Nathan MILES	51.333	15:37:21.710	9	Triumph DAYTONA
29	Michael SHEPPHARD	51.004	15:37:22.154	9	Kawasaki ZX6R

Leader History

NO	NAME	FROM LAP	LAPS LED	DISTANCE	VEHICLE
29	Michael SHEPPHARD	1	5	6.03 miles	Kawasaki ZX6R
20	Nathan MILES	6	5	6.03 miles	Triumph DAYTONA

BMCRC - MRO Championships 2022 - Rnd 9 @ Brands Hatch Indy

BMCRC Rookie 600 & 1000

RACE 2 - GRID (12 Laps)



CONTRACTORS LTD

ROW 12	36		35		34	65	Francesco MONTINI	56.804	
ROW 11		33	395	William NICHOLLS	32	825	Cody OWENS	55.790 55.697 53.092	
ROW 10	30	28	Tom WALKER	52.718	29	41	Toby COOK	52.663	
ROW 9		27	20	Nathan MILES	51.333	26	141	Henry ROSS	51.132
ROW 8	24		23		22			51.004	
ROW 7		21			20			7	Stephen WALLINGTON
ROW 6	18	84	Colin McPHERSON	54.914	17	123	James VINCER	54.886	
ROW 5		15	36	Alan MORGAN	53.099	14	281	Daniel FARLEY	53.044
ROW 4	12	222	Daniel MERCER	52.836	11	96	Pete SCOTT	52.793	
ROW 3		9	34	Ben CHEESEMAN	52.085	8	37	Adam DAVEY	51.826
ROW 2	6	334	Anthony BRANDISH	51.531	5	69	Alfie COKER	51.288	
ROW 1		3	449	Luke WALLINGTON	50.297	2	23	Harry HINCHCLIFFE	50.104
						1	87	Karl THOMPSON	49.993
Pole									

Brands Hatch Indy: 1.2079 miles

These results are provisional until the conclusion of any judicial and technical matters.

Clerk Of Course :	Stewards :	Timekeeper : <i>Craig Smith</i>
-------------------	------------	------------------------------------

Results can be found at www.tsl-timing.com

Printed - 15:39 Saturday, 01 October 2022



BMCRC - MRO Championships 2022 - Rnd 9 @ Brands Hatch Indy

BMCRC Rookie 600 & 1000

RACE 2 - CLASSIFICATION



CONTRACTORS LTD

POS	NO	CL	PIC NAME	ENTRY	LAPS	TIME	GAP	DIFF	MPH	BEST	ON
1	87	1000	1 Karl THOMPSON	Yamaha R1 - #Teamrace	12	11:26.232			76.04	55.855	10
2	81	1000	2 Dan HARTLE	Yamaha R1 2CR - #Teamrace	12	11:30.079	3.847	3.847	75.61	56.447	9
3	449	1000	3 Luke WALLINGTON	Yamaha R1 - BW Bespoke Developments Ltd	12	12:02.727	36.495	32.648	72.20	56.442	4
4	334	1000	4 Anthony BRANDISH	Suzuki GSXR 1000 - BW bespoke developments ltr	12	12:05.345	39.113	2.618	71.94	58.627	12
5	281	1000	5 Daniel FARLEY	Suzuki GSXR - F-TECH FIRE & ELECTRICAL LTD	12	12:09.807	43.575	4.462	71.50	59.173	8
6	37	1000	6 Adam DAVEY	BMW S1000RR -	12	12:09.954	43.722	0.147	71.48	58.579	8
7	20	600	1 Nathan MILES	Triumph DAYTONA -	12	12:16.455	50.223	6.501	70.85	57.778	11
8	58	600	2 Paul NICHOLAS	Yamaha YZF R6 - MARLEY COMMS	12	12:19.633	53.401	3.178	70.55	58.228	9
9	141	600	3 Henry ROSS	Yamaha R6 -	11	11:34.513	1 Lap	1 Lap	68.87	58.310	11
10	29	600	4 Michael SHEPPHARD	Kawasaki ZX6R - RTR Performance, KRS Solutions	11	11:35.922	1 Lap	1.409	68.73	58.568	9
11	123	1000	7 James VINCER	Yamaha YZFR1 - Keam Electrical Services	11	11:43.063	1 Lap	7.141	68.03	1:02.201	5
12	125	1000	8 Matthew CHAM	Kawasaki ZX10R - MFM Track Bikes	11	11:43.146	1 Lap	0.083	68.02	1:01.997	11
13	124	600	5 Mark STRUTT	Yamaha R6 - Myself	11	11:44.198	1 Lap	1.052	67.92	59.994	8
14	28	600	6 Tom WALKER	Honda CBR600RR - RWRacing	11	11:44.377	1 Lap	0.179	67.91	59.598	11
15	41	600	7 Toby COOK	Triumph DAYTONA - Brixham Bodyworks	11	11:49.441	1 Lap	5.064	67.42	1:00.531	8
16	36	1000	9 Alan MORGAN	Suzuki GSXR 1000 - Little Duck Racing	11	11:50.105	1 Lap	0.664	67.36	1:00.246	11
17	34	1000	10 Ben CHEESEMAN	Kawasaki ZX10RR - BCH Services Kent Ltd	11	11:50.413	1 Lap	0.308	67.33	1:01.445	11
18	23	1000	11 Harry HINCHCLIFFE	Kawasaki ZX10R GEN 4 -	11	11:53.094	1 Lap	2.681	67.08	1:02.978	10
19	222	1000	12 Daniel MERCER	Honda CBR1000RR - Desperate Dan Racing	11	12:12.436	1 Lap	19.342	65.30	1:03.050	11
20	84	1000	13 Colin McPHERSON	Kawasaki ZX10R -	11	12:17.097	1 Lap	4.661	64.89	1:04.794	10
21	274	1000	14 Stewart LATIMER	Suzuki GSXR1000 R - Fat Bloke Racing RR	11	12:17.694	1 Lap	0.597	64.84	1:04.202	11
22	65	600	8 Francesco MONTINI	Triumph DAYTONA 675R - Sara Johnson	10	11:41.604	2 Laps	1 Lap	61.98	1:05.698	8
23	395	600	9 William NICHOLLS	Yamaha R6 - Will Nicholls Farriery	10	12:06.520	2 Laps	24.916	59.85	1:07.302	10
24	825	600	10 Cody OWENS	Suzuki GSXR 600 -	9	11:51.850	3 Laps	1 Lap	54.97	1:14.414	3

NOT CLASSIFIED

DNF	69	1000	Alfie COKER	Kawasaki ZX10RR - Elmech Racing	0
DNF	96	1000	Pete SCOTT	Suzuki GSXR750 - South Hill MOT Centre	0

FASTEST LAP

87	1000	Karl THOMPSON	Yamaha R1 - #Teamrace	10	55.855	77.85 mph	125.29 kph
20	600	Nathan MILES	Triumph DAYTONA -	11	57.778	75.26 mph	121.12 kph

Class 1000 - 92.5% of Race Speed = 70.33 mph

Class 600 - 92.5% of Race Speed = 65.53 mph

Weather / Track : Cloudy / Wet

These results are provisional until the conclusion of any judicial and technical matters.

Race Distance: 12 Laps / 14.49 miles

Brands Hatch Indy: 1.2079 miles

Date: 02/10/2022 Start: 10:37 Finish: 10:49

Clerk Of Course :	Stewards :	Timekeeper : <i>Craig Smith</i>
-------------------	------------	------------------------------------

Results can be found at www.tsl-timing.com

Printed - 10:55 Sunday, 02 October 2022



BMCRC - MRO Championships 2022 - Rnd 9 @ Brands Hatch Indy

BMCRC Rookie 600 & 1000

RACE 2 - LAP CHART

LAP 1 @ 10:38:43.599

NO	BEHIND	LAP TIME
81		1:02.247
449	0.546	1:02.793
87	0.864	1:03.111
334	3.999	1:06.246
23	6.039	1:08.286
281	6.127	1:08.374
37	6.200	1:08.447
125	6.307	1:08.554
274	11.860	1:14.107
123	12.044	1:14.291
222	12.792	1:15.039
36	12.882	1:15.129
84	13.090	1:15.337
34	14.154	1:16.401
20	24.660	1:26.907
58	25.006	1:27.253
29	26.576	1:28.823
141	27.124	1:29.371
28	27.882	1:30.129
124	28.290	1:30.537
41	28.898	1:31.145
65	34.212	1:36.459
825	40.980	1:43.227
395	41.361	1:43.608

LAP 2 @ 10:39:41.147

NO	BEHIND	LAP TIME
81		57.548
449	0.946	57.948
87	1.121	57.805
334	7.989	1:01.538
281	9.276	1:00.697
37	9.727	1:01.075
125	11.675	1:02.916
23	12.526	1:04.035
123	18.472	1:03.976
274	22.467	1:08.155
84	22.517	1:06.975
36	22.801	1:07.467
34	23.239	1:06.633
222	24.055	1:08.811
20	26.913	59.801
58	27.643	1:00.185
29	30.944	1:01.916
141	31.492	1:01.916
28	32.753	1:02.419
124	33.252	1:02.510
41	34.447	1:03.097
65	46.212	1:09.548
395	55.254	1:11.441

LAP 3 @ 10:40:38.225

NO	BEHIND	LAP TIME
81		57.078
87	0.196	56.153
449	1.339	57.471
825	1 Lap	1:15.048
334	11.279	1:00.368
37	11.911	59.262
281	13.371	1:01.173
125	18.050	1:03.453
23	19.666	1:04.218

123	25.237	1:03.843
20	30.242	1:00.407
58	31.787	1:01.222
274	32.386	1:06.997
36	32.849	1:07.126
34	33.079	1:06.918
84	33.356	1:07.917
222	33.954	1:06.977
29	34.230	1:00.364
141	34.902	1:00.488
28	37.777	1:02.102
124	38.054	1:01.880
41	39.164	1:01.795

LAP 4 @ 10:41:35.093

NO	BEHIND	LAP TIME
81		56.868
87	0.560	57.232
65	1 Lap	1:08.422
449	0.913	56.442
395	1 Lap	1:08.672
334	15.538	1:01.127
37	16.810	1:01.767
281	17.126	1:00.623
825	1 Lap	1:14.414
125	24.613	1:03.431
23	27.293	1:04.495
123	31.119	1:02.750
20	32.040	58.666
58	34.587	59.668
34	40.722	1:04.511
29	40.827	1:03.465
141	41.218	1:03.184
274	41.321	1:05.803
36	41.409	1:05.428
84	43.172	1:06.684
28	43.253	1:02.344
124	43.285	1:02.099
222	43.948	1:06.862
41	44.101	1:01.805

LAP 5 @ 10:42:31.999

NO	BEHIND	LAP TIME
81		56.906
87	0.910	57.256
449	2.072	58.065
65	1 Lap	1:07.732
334	19.305	1:00.673
281	20.446	1:00.226
395	1 Lap	1:08.613
37	22.284	1:02.380
125	31.380	1:03.673
20	35.434	1:00.300
23	36.059	1:05.672
123	36.414	1:02.201
58	36.766	59.085
825	1 Lap	1:16.465
29	44.131	1:00.210
141	45.867	1:01.555
34	45.924	1:02.108
124	48.471	1:02.092
36	48.511	1:04.008
28	48.693	1:02.346
41	52.207	1:05.012
84	53.383	1:07.117

274	53.514	1:09.099
222	53.697	1:06.655

LAP 6 @ 10:43:28.832

NO	BEHIND	LAP TIME
81		56.833
87	0.383	56.306
449	3.975	58.736
334	22.726	1:00.254
65	1 Lap	1:08.344
281	23.287	59.674
37	26.287	1:00.836
395	1 Lap	1:10.158
20	38.192	59.591
125	38.433	1:03.886
58	38.775	58.842
123	42.117	1:02.536
23	43.816	1:04.590
29	47.248	59.950
141	49.368	1:00.334
34	51.821	1:02.730
124	53.717	1:02.079
28	54.354	1:02.494
36	55.522	1:03.844
41	56.359	1:00.985

LAP 7 @ 10:44:26.239

NO	BEHIND	LAP TIME
81		57.407
87	0.164	57.188
825	2 Laps	1:16.354
274	1 Lap	1:05.501
222	1 Lap	1:05.489
84	1 Lap	1:05.985
449	11.831	1:05.263
334	24.965	59.646
281	25.825	59.945
37	27.786	58.906
65	1 Lap	1:06.569
58	39.960	58.592
20	40.063	59.278
125	46.685	1:05.659
395	1 Lap	1:09.423
123	47.112	1:02.402
29	49.076	59.235
23	51.843	1:05.434
141	52.261	1:00.300
124	56.742	1:00.432

LAP 8 @ 10:45:23.051

NO	BEHIND	LAP TIME
87		56.648
81	0.304	57.116
34	1 Lap	1:02.821
28	1 Lap	1:00.371
41	1 Lap	1:01.382
36	1 Lap	1:02.486
222	1 Lap	1:06.238
84	1 Lap	1:06.835
274	1 Lap	1:07.249
825	2 Laps	1:17.211
449	23.056	1:08.037
334	27.664	59.511
281	28.186	59.173

37	29.553	58.579
58	41.619	58.471
65	1 Lap	1:06.290
20	41.848	58.597
125	53.031	1:03.158
123	53.121	1:02.821
29	53.214	1:00.950
141	55.732	1:00.283

LAP 9 @ 10:46:19.038

NO	BEHIND	LAP TIME
87		55.987
81	0.764	56.447
395	2 Laps	1:09.459
23	1 Lap	1:04.727
124	1 Lap	59.994
28	1 Lap	1:00.362
34	1 Lap	1:02.545
41	1 Lap	1:00.531
36	1 Lap	1:01.890
222	1 Lap	1:04.516
84	1 Lap	1:05.246
274	1 Lap	1:06.364
449	30.421	1:03.352
334	30.860	59.183
281	31.765	59.566
37	32.883	59.317
825	2 Laps	1:16.503
58	43.860	58.228
20	44.375	58.514
65	1 Lap	1:05.698
29	55.795	58.568

LAP 10 @ 10:47:14.893

NO	BEHIND	LAP TIME
87		55.855
81	1.936	57.027
141	1 Lap	1:00.014
123	1 Lap	1:02.893
125	1 Lap	1:03.784
124	1 Lap	1:00.906
28	1 Lap	1:01.667
23	1 Lap	1:04.481
34	1 Lap	1:01.818
41	1 Lap	1:00.856
36	1 Lap	1:01.657
395	2 Laps	1:08.929
222	1 Lap	1:05.186
449	32.671	58.105
84	1 Lap	1:05.129
334	34.217	59.212
274	1 Lap	1:04.991
281	35.360	59.450
37	35.627	58.599
20	46.841	58.321
58	47.319	59.314

LAP 11 @ 10:48:11.283

NO	BEHIND	LAP TIME
87		56.390
81	3.541	57.995
29	1 Lap	1:01.294
65	2 Laps	1:05.804
825	3 Laps	1:16.262

141	1 Lap	58.758
123	1 Lap	1:02.798
125	1 Lap	1:02.635
124	1 Lap	1:00.275
28	1 Lap	1:00.545
41	1 Lap	1:01.731
23	1 Lap	1:02.978
34	1 Lap	1:02.483
36	1 Lap	1:00.824
395	2 Laps	1:08.915
449	33.848	57.567
334	36.787	58.960
222	1 Lap	1:03.613
281	39.514	1:00.544
37	39.943	1:00.706
84	1 Lap	1:04.794
274	1 Lap	1:05.226
20	48.229	57.778
58	50.093	59.164

LAP 12 @ 10:49:07.584

NO	BEHIND	LAP TIME
87		56.301
81	3.847	56.607
141	1 Lap	58.310
29	1 Lap	1:01.147
65	2 Laps	1:06.738
123	1 Lap	1:02.552
125	1 Lap	1:01.997
124	1 Lap	1:01.394
28	1 Lap	59.598
41	1 Lap	1:01.102
36	1 Lap	1:00.246
34	1 Lap	1:01.445
825	3 Laps	1:16.366
23	1 Lap	1:04.178
449	36.495	58.948
334	39.113	58.627
395	2 Laps	1:07.302
281	43.575	1:00.362
37	43.722	1:00.080
222	1 Lap	1:03.050
20	50.223	58.295
84	1 Lap	1:05.078
274	1 Lap	1:04.202
58	53.401	59.609

BMCRC - MRO Championships 2022 - Rnd 9 @ Brands Hatch Indy

BMCRC Rookie 600 & 1000

RACE 2 - SECTOR ANALYSIS



SECTOR 1 = FL to I1, SECTOR 2 = I1 to FL, DIFF = Difference To Personal Best Lap, P = Crossed Finish Line in Pit Lane, D = Time Disallowed

P1 87 1000 Karl THOMPSON			Yamaha R1 - #Teamrace			
IDEAL LAP TIME : 55.771		BEST LAP TIME : 55.855		DIFFERENCE : 0.084		
LAP	SECTOR 1	SECTOR 2	LAP TIME	MPH	DIFF	TIME OF DAY
1 -		22.932	1:03.111	68.90	7.256	10:38:44.463
2 -	34.708	23.097	57.805	75.22	1.950	10:39:42.268
3 -	33.807	22.346	56.153 (3)	77.44	0.298	10:40:38.421
4 -	34.228	23.004	57.232	75.98	1.377	10:41:35.653
5 -	33.925	23.331	57.256	75.95	1.401	10:42:32.909
6 -	33.881	22.425	56.306	77.23	0.451	10:43:29.215
7 -	34.504	22.684	57.188	76.04	1.333	10:44:26.403
8 -	33.962	22.686	56.648	76.76	0.793	10:45:23.051
9 -	33.509	22.478	55.987 (2)	77.67	0.132	10:46:19.038
10 -	33.444	22.411	55.855 (1)	77.85		10:47:14.893
11 -	33.772	22.618	56.390	77.11	0.535	10:48:11.283
12 -	33.974	22.327	56.301	77.23	0.446	10:49:07.584

P2 81 1000 Dan HARTLE			Yamaha R1 2CR - #Teamrace			
IDEAL LAP TIME : 56.145		BEST LAP TIME : 56.447		DIFFERENCE : 0.302		
LAP	SECTOR 1	SECTOR 2	LAP TIME	MPH	DIFF	TIME OF DAY
1 -		22.640	1:02.247	69.85	5.800	10:38:43.599
2 -	34.657	22.891	57.548	75.56	1.101	10:39:41.147
3 -	34.476	22.602	57.078	76.18	0.631	10:40:38.225
4 -	34.234	22.634	56.868	76.46	0.421	10:41:35.093
5 -	34.300	22.606	56.906	76.41	0.459	10:42:31.999
6 -	34.353	22.480	56.833 (3)	76.51	0.386	10:43:28.832
7 -	34.937	22.470	57.407	75.75	0.960	10:44:26.239
8 -	34.526	22.590	57.116	76.13	0.669	10:45:23.355
9 -	33.675	22.772	56.447 (1)	77.03		10:46:19.802
10 -	34.167	22.860	57.027	76.25	0.580	10:47:16.829
11 -	34.464	23.531	57.995	74.98	1.548	10:48:14.824
12 -	33.928	22.679	56.607 (2)	76.82	0.160	10:49:11.431

P3 449 1000 Luke WALLINGTON			Yamaha R1 - BW Bespoke Developments Ltd			
IDEAL LAP TIME : 56.442		BEST LAP TIME : 56.442		DIFFERENCE : 0.000		
LAP	SECTOR 1	SECTOR 2	LAP TIME	MPH	DIFF	TIME OF DAY
1 -		22.919	1:02.793	69.25	6.351	10:38:44.145
2 -	34.802	23.146	57.948	75.04	1.506	10:39:42.093
3 -	34.602	22.869	57.471 (2)	75.66	1.029	10:40:39.564
4 -	33.891	22.551	56.442 (1)	77.04		10:41:36.006
5 -	34.746	23.319	58.065	74.89	1.623	10:42:34.071
6 -	34.813	23.923	58.736	74.03	2.294	10:43:32.807
7 -	37.777	27.486	1:05.263	66.63	8.821	10:44:38.070
8 -	41.839	26.198	1:08.037	63.91	11.595	10:45:46.107
9 -	38.185	25.167	1:03.352	68.64	6.910	10:46:49.459
10 -	34.442	23.663	58.105	74.84	1.663	10:47:47.564
11 -	34.602	22.965	57.567 (3)	75.53	1.125	10:48:45.131
12 -	35.345	23.603	58.948	73.77	2.506	10:49:44.079

BMCRC - MRO Championships 2022 - Rnd 9 @ Brands Hatch Indy

BMCRC Rookie 600 & 1000

RACE 2 - SECTOR ANALYSIS



SECTOR 1 = FL to I1, SECTOR 2 = I1 to FL, DIFF = Difference To Personal Best Lap, P = Crossed Finish Line in Pit Lane, D = Time Disallowed

P4 334 1000 Anthony BRANDISH			Suzuki GSXR 1000 - BW bespoke developments ltd			
IDEAL LAP TIME : 58.366		BEST LAP TIME : 58.627	DIFFERENCE : 0.261			
LAP	SECTOR 1	SECTOR 2	LAP TIME	MPH	DIFF	TIME OF DAY
1 -		25.148	1:06.246	65.64	7.619	10:38:47.598
2 -	37.743	23.795	1:01.538	70.66	2.911	10:39:49.136
3 -	36.652	23.716	1:00.368	72.03	1.741	10:40:49.504
4 -	36.363	24.764	1:01.127	71.14	2.500	10:41:50.631
5 -	36.482	24.191	1:00.673	71.67	2.046	10:42:51.304
6 -	36.238	24.016	1:00.254	72.17	1.627	10:43:51.558
7 -	36.111	23.535	59.646	72.90	1.019	10:44:51.204
8 -	35.992	23.519	59.511	73.07	0.884	10:45:50.715
9 -	35.974	23.209	59.183 (3)	73.47	0.556	10:46:49.898
10 -	35.543	23.669	59.212	73.44	0.585	10:47:49.110
11 -	36.101	22.859	58.960 (2)	73.75	0.333	10:48:48.070
12 -	35.507	23.120	58.627 (1)	74.17		10:49:46.697

P5 281 1000 Daniel FARLEY			Suzuki GSXR - F-TECH FIRE & ELECTRICAL LTD			
IDEAL LAP TIME : 59.066		BEST LAP TIME : 59.173	DIFFERENCE : 0.107			
LAP	SECTOR 1	SECTOR 2	LAP TIME	MPH	DIFF	TIME OF DAY
1 -		25.274	1:08.374	63.59	9.201	10:38:49.726
2 -	36.781	23.916	1:00.697	71.64	1.524	10:39:50.423
3 -	36.885	24.288	1:01.173	71.08	2.000	10:40:51.596
4 -	36.440	24.183	1:00.623	71.73	1.450	10:41:52.219
5 -	36.066	24.160	1:00.226	72.20	1.053	10:42:52.445
6 -	35.890	23.784	59.674	72.87	0.501	10:43:52.119
7 -	36.573	23.372	59.945	72.54	0.772	10:44:52.064
8 -	35.776	23.397	59.173 (1)	73.48		10:45:51.237
9 -	36.014	23.552	59.566 (3)	73.00	0.393	10:46:50.803
10 -	35.694	23.756	59.450 (2)	73.14	0.277	10:47:50.253
11 -	36.335	24.209	1:00.544	71.82	1.371	10:48:50.797
12 -	36.232	24.130	1:00.362	72.04	1.189	10:49:51.159

P6 37 1000 Adam DAVEY			BMW S1000RR -			
IDEAL LAP TIME : 58.523		BEST LAP TIME : 58.579	DIFFERENCE : 0.056			
LAP	SECTOR 1	SECTOR 2	LAP TIME	MPH	DIFF	TIME OF DAY
1 -		25.621	1:08.447	63.53	9.868	10:38:49.799
2 -	37.213	23.862	1:01.075	71.20	2.496	10:39:50.874
3 -	35.664	23.598	59.262	73.37	0.683	10:40:50.136
4 -	36.143	25.624	1:01.767	70.40	3.188	10:41:51.903
5 -	37.817	24.563	1:02.380	69.71	3.801	10:42:54.283
6 -	36.608	24.228	1:00.836	71.48	2.257	10:43:55.119
7 -	35.482	23.424	58.906 (3)	73.82	0.327	10:44:54.025
8 -	35.139	23.440	58.579 (1)	74.23		10:45:52.604
9 -	35.764	23.553	59.317	73.31	0.738	10:46:51.921
10 -	35.099	23.500	58.599 (2)	74.20	0.020	10:47:50.520
11 -	36.458	24.248	1:00.706	71.63	2.127	10:48:51.226
12 -	36.002	24.078	1:00.080	72.38	1.501	10:49:51.306

BMCRC - MRO Championships 2022 - Rnd 9 @ Brands Hatch Indy

BMCRC Rookie 600 & 1000

RACE 2 - SECTOR ANALYSIS



SECTOR 1 = FL to I1, SECTOR 2 = I1 to FL, DIFF = Difference To Personal Best Lap, P = Crossed Finish Line in Pit Lane, D = Time Disallowed

P7 20 600 Nathan MILES			Triumph DAYTONA -			
IDEAL LAP TIME : 57.728		BEST LAP TIME : 57.778		DIFFERENCE : 0.050		
LAP	SECTOR 1	SECTOR 2	LAP TIME	MPH	DIFF	TIME OF DAY
1 -		24.522	1:26.907	50.03	29.129	10:39:08.259
2 -	35.996	23.805	59.801	72.71	2.023	10:40:08.060
3 -	35.941	24.466	1:00.407	71.98	2.629	10:41:08.467
4 -	35.289	23.377	58.666	74.12	0.888	10:42:07.133
5 -	35.933	24.367	1:00.300	72.11	2.522	10:43:07.433
6 -	35.563	24.028	59.591	72.97	1.813	10:44:07.024
7 -	35.703	23.575	59.278	73.35	1.500	10:45:06.302
8 -	35.134	23.463	58.597	74.21	0.819	10:46:04.899
9 -	35.376	23.138	58.514	74.31	0.736	10:47:03.413
10 -	35.124	23.197	58.321 (3)	74.56	0.543	10:48:01.734
11 -	34.590	23.188	57.778 (1)	75.26		10:48:59.512
12 -	34.682	23.613	58.295 (2)	74.59	0.517	10:49:57.807

P8 58 600 Paul NICHOLAS			Yamaha YZF R6 - MARLEY COMMS			
IDEAL LAP TIME : 57.793		BEST LAP TIME : 58.228		DIFFERENCE : 0.435		
LAP	SECTOR 1	SECTOR 2	LAP TIME	MPH	DIFF	TIME OF DAY
1 -		24.775	1:27.253	49.83	29.025	10:39:08.605
2 -	36.539	23.646	1:00.185	72.25	1.957	10:40:08.790
3 -	35.812	25.410	1:01.222	71.03	2.994	10:41:10.012
4 -	35.987	23.681	59.668	72.88	1.440	10:42:09.680
5 -	35.592	23.493	59.085	73.59	0.857	10:43:08.765
6 -	35.702	23.140	58.842	73.90	0.614	10:44:07.607
7 -	35.474	23.118	58.592 (3)	74.21	0.364	10:45:06.199
8 -	34.675	23.796	58.471 (2)	74.37	0.243	10:46:04.670
9 -	35.047	23.181	58.228 (1)	74.68		10:47:02.898
10 -	35.982	23.332	59.314	73.31	1.086	10:48:02.212
11 -	35.300	23.864	59.164	73.50	0.936	10:49:01.376
12 -	35.694	23.915	59.609	72.95	1.381	10:50:00.985

P9 141 600 Henry ROSS			Yamaha R6 -			
IDEAL LAP TIME : 58.310		BEST LAP TIME : 58.310		DIFFERENCE : 0.000		
LAP	SECTOR 1	SECTOR 2	LAP TIME	MPH	DIFF	TIME OF DAY
1 -		25.191	1:29.371	48.65	31.061	10:39:10.723
2 -	37.874	24.042	1:01.916	70.23	3.606	10:40:12.639
3 -	36.595	23.893	1:00.488	71.89	2.178	10:41:13.127
4 -	38.482	24.702	1:03.184	68.82	4.874	10:42:16.311
5 -	37.273	24.282	1:01.555	70.64	3.245	10:43:17.866
6 -	36.669	23.665	1:00.334	72.07	2.024	10:44:18.200
7 -	36.577	23.723	1:00.300	72.11	1.990	10:45:18.500
8 -	36.775	23.508	1:00.283	72.13	1.973	10:46:18.783
9 -	36.145	23.869	1:00.014 (3)	72.45	1.704	10:47:18.797
10 -	35.556	23.202	58.758 (2)	74.00	0.448	10:48:17.555
11 -	35.444	22.866	58.310 (1)	74.57		10:49:15.865

P10 29 600 Michael SHEPPHARD			Kawasaki ZX6R - RTR Performance, KRS Solutions			
IDEAL LAP TIME : 58.568		BEST LAP TIME : 58.568		DIFFERENCE : 0.000		
LAP	SECTOR 1	SECTOR 2	LAP TIME	MPH	DIFF	TIME OF DAY
1 -		24.870	1:28.823	48.95	30.255	10:39:10.175
2 -	37.353	24.563	1:01.916	70.23	3.348	10:40:12.091
3 -	36.259	24.105	1:00.364	72.03	1.796	10:41:12.455
4 -	37.825	25.640	1:03.465	68.51	4.897	10:42:15.920
5 -	36.218	23.992	1:00.210	72.22	1.642	10:43:16.130
6 -	36.134	23.816	59.950 (3)	72.53	1.382	10:44:16.080
7 -	35.732	23.503	59.235 (2)	73.41	0.667	10:45:15.315
8 -	36.498	24.452	1:00.950	71.34	2.382	10:46:16.265
9 -	35.219	23.349	58.568 (1)	74.24		10:47:14.833
10 -	36.092	25.202	1:01.294	70.94	2.726	10:48:16.127
11 -	36.947	24.200	1:01.147	71.11	2.579	10:49:17.274

BMCRC - MRO Championships 2022 - Rnd 9 @ Brands Hatch Indy

BMCRC Rookie 600 & 1000

RACE 2 - SECTOR ANALYSIS



SECTOR 1 = FL to I1, SECTOR 2 = I1 to FL, DIFF = Difference To Personal Best Lap, P = Crossed Finish Line in Pit Lane, D = Time Disallowed

P11 123 1000 James VINCER			Yamaha YZFR1 - Keam Electrical Services			
IDEAL LAP TIME : 1:02.107		BEST LAP TIME : 1:02.201		DIFFERENCE : 0.094		
LAP	SECTOR 1	SECTOR 2	LAP TIME	MPH	DIFF	TIME OF DAY
1 -		26.663	1:14.291	58.53	12.090	10:38:55.643
2 -	38.694	25.282	1:03.976	67.97	1.775	10:39:59.619
3 -	38.851	24.992	1:03.843	68.11	1.642	10:41:03.462
4 -	37.795	24.955	1:02.750	69.30	0.549	10:42:06.212
5 -	37.695	24.506	1:02.201 (1)	69.91		10:43:08.413
6 -	37.960	24.576	1:02.536 (3)	69.53	0.335	10:44:10.949
7 -	37.607	24.795	1:02.402 (2)	69.68	0.201	10:45:13.351
8 -	38.244	24.577	1:02.821	69.22	0.620	10:46:16.172
9 -	37.783	25.110	1:02.893	69.14	0.692	10:47:19.065
10 -	38.298	24.500	1:02.798	69.24	0.597	10:48:21.863
11 -	37.815	24.737	1:02.552	69.51	0.351	10:49:24.415

P12 125 1000 Matthew CHAM			Kawasaki ZX10R - MFM Track Bikes			
IDEAL LAP TIME : 1:01.997		BEST LAP TIME : 1:01.997		DIFFERENCE : 0.000		
LAP	SECTOR 1	SECTOR 2	LAP TIME	MPH	DIFF	TIME OF DAY
1 -		26.007	1:08.554	63.43	6.557	10:38:49.906
2 -	38.267	24.649	1:02.916 (3)	69.11	0.919	10:39:52.822
3 -	38.444	25.009	1:03.453	68.53	1.456	10:40:56.275
4 -	38.352	25.079	1:03.431	68.55	1.434	10:41:59.706
5 -	38.620	25.053	1:03.673	68.29	1.676	10:43:03.379
6 -	38.527	25.359	1:03.886	68.06	1.889	10:44:07.265
7 -	38.351	27.308	1:05.659	66.23	3.662	10:45:12.924
8 -	38.288	24.870	1:03.158	68.85	1.161	10:46:16.082
9 -	38.501	25.283	1:03.784	68.17	1.787	10:47:19.866
10 -	38.044	24.591	1:02.635 (2)	69.42	0.638	10:48:22.501
11 -	37.685	24.312	1:01.997 (1)	70.14		10:49:24.498

P13 124 600 Mark STRUTT			Yamaha R6 - Myself			
IDEAL LAP TIME : 59.754		BEST LAP TIME : 59.994		DIFFERENCE : 0.240		
LAP	SECTOR 1	SECTOR 2	LAP TIME	MPH	DIFF	TIME OF DAY
1 -		25.144	1:30.537	48.03	30.543	10:39:11.889
2 -	38.373	24.137	1:02.510	69.56	2.516	10:40:14.399
3 -	37.634	24.246	1:01.880	70.27	1.886	10:41:16.279
4 -	37.348	24.751	1:02.099	70.02	2.105	10:42:18.378
5 -	37.270	24.822	1:02.092	70.03	2.098	10:43:20.470
6 -	37.414	24.665	1:02.079	70.04	2.085	10:44:22.549
7 -	36.614	23.818	1:00.432 (3)	71.95	0.438	10:45:22.981
8 -	36.408	23.586	59.994 (1)	72.48		10:46:22.975
9 -	37.452	23.454	1:00.906	71.39	0.912	10:47:23.881
10 -	36.300	23.975	1:00.275 (2)	72.14	0.281	10:48:24.156
11 -	37.485	23.909	1:01.394	70.83	1.400	10:49:25.550

P14 28 600 Tom WALKER			Honda CBR600RR - RWRacing			
IDEAL LAP TIME : 59.530		BEST LAP TIME : 59.598		DIFFERENCE : 0.068		
LAP	SECTOR 1	SECTOR 2	LAP TIME	MPH	DIFF	TIME OF DAY
1 -		25.323	1:30.129	48.24	30.531	10:39:11.481
2 -	38.120	24.299	1:02.419	69.66	2.821	10:40:13.900
3 -	37.716	24.386	1:02.102	70.02	2.504	10:41:16.002
4 -	37.202	25.142	1:02.344	69.75	2.746	10:42:18.346
5 -	37.592	24.754	1:02.346	69.74	2.748	10:43:20.692
6 -	37.408	25.086	1:02.494	69.58	2.896	10:44:23.186
7 -	36.402	23.969	1:00.371 (3)	72.03	0.773	10:45:23.557
8 -	36.709	23.653	1:00.362 (2)	72.04	0.764	10:46:23.919
9 -	37.807	23.860	1:01.667	70.51	2.069	10:47:25.586
10 -	36.724	23.821	1:00.545	71.82	0.947	10:48:26.131
11 -	35.877	23.721	59.598 (1)	72.96		10:49:25.729

BMCRC - MRO Championships 2022 - Rnd 9 @ Brands Hatch Indy

BMCRC Rookie 600 & 1000

RACE 2 - SECTOR ANALYSIS



SECTOR 1 = FL to I1, SECTOR 2 = I1 to FL, DIFF = Difference To Personal Best Lap, P = Crossed Finish Line in Pit Lane, D = Time Disallowed

P15 41 600 Toby COOK			Triumph DAYTONA - Brixham Bodyworks			
IDEAL LAP TIME : 1:00.283		BEST LAP TIME : 1:00.531		DIFFERENCE : 0.248		
LAP	SECTOR 1	SECTOR 2	LAP TIME	MPH	DIFF	TIME OF DAY
1 -		25.527	1:31.145	47.71	30.614	10:39:12.497
2 -	38.531	24.566	1:03.097	68.91	2.566	10:40:15.594
3 -	37.306	24.489	1:01.795	70.37	1.264	10:41:17.389
4 -	37.078	24.727	1:01.805	70.36	1.274	10:42:19.194
5 -	39.159	25.853	1:05.012	66.88	4.481	10:43:24.206
6 -	36.827	24.158	1:00.985 (3)	71.30	0.454	10:44:25.191
7 -	37.142	24.240	1:01.382	70.84	0.851	10:45:26.573
8 -	36.653	23.878	1:00.531 (1)	71.84		10:46:27.104
9 -	37.103	23.753	1:00.856 (2)	71.45	0.325	10:47:27.960
10 -	37.175	24.556	1:01.731	70.44	1.200	10:48:29.691
11 -	36.530	24.572	1:01.102	71.16	0.571	10:49:30.793

P16 36 1000 Alan MORGAN			Suzuki GSXR 1000 - Little Duck Racing			
IDEAL LAP TIME : 1:00.246		BEST LAP TIME : 1:00.246		DIFFERENCE : 0.000		
LAP	SECTOR 1	SECTOR 2	LAP TIME	MPH	DIFF	TIME OF DAY
1 -		26.830	1:15.129	57.88	14.883	10:38:56.481
2 -	41.501	25.966	1:07.467	64.45	7.221	10:40:03.948
3 -	39.991	27.135	1:07.126	64.78	6.880	10:41:11.074
4 -	38.947	26.481	1:05.428	66.46	5.182	10:42:16.502
5 -	38.722	25.286	1:04.008	67.93	3.762	10:43:20.510
6 -	38.630	25.214	1:03.844	68.11	3.598	10:44:24.354
7 -	37.452	25.034	1:02.486	69.59	2.240	10:45:26.840
8 -	37.494	24.396	1:01.890	70.26	1.644	10:46:28.730
9 -	36.937	24.720	1:01.657 (3)	70.52	1.411	10:47:30.387
10 -	36.680	24.144	1:00.824 (2)	71.49	0.578	10:48:31.211
11 -	36.264	23.982	1:00.246 (1)	72.18		10:49:31.457

P17 34 1000 Ben CHEESEMAN			Kawasaki ZX10RR - BCH Services Kent Ltd			
IDEAL LAP TIME : 1:00.866		BEST LAP TIME : 1:01.445		DIFFERENCE : 0.579		
LAP	SECTOR 1	SECTOR 2	LAP TIME	MPH	DIFF	TIME OF DAY
1 -		27.329	1:16.401	56.91	14.956	10:38:57.753
2 -	40.742	25.891	1:06.633	65.26	5.188	10:40:04.386
3 -	39.620	27.298	1:06.918	64.98	5.473	10:41:11.304
4 -	38.648	25.863	1:04.511	67.40	3.066	10:42:15.815
5 -	37.736	24.372	1:02.108 (3)	70.01	0.663	10:43:17.923
6 -	38.280	24.450	1:02.730	69.32	1.285	10:44:20.653
7 -	37.824	24.997	1:02.821	69.22	1.376	10:45:23.474
8 -	38.019	24.526	1:02.545	69.52	1.100	10:46:26.019
9 -	37.687	24.131	1:01.818 (2)	70.34	0.373	10:47:27.837
10 -	37.555	24.928	1:02.483	69.59	1.038	10:48:30.320
11 -	36.735	24.710	1:01.445 (1)	70.77		10:49:31.765

P18 23 1000 Harry HINCHCLIFFE			Kawasaki ZX10R GEN 4 -			
IDEAL LAP TIME : 1:02.910		BEST LAP TIME : 1:02.978		DIFFERENCE : 0.068		
LAP	SECTOR 1	SECTOR 2	LAP TIME	MPH	DIFF	TIME OF DAY
1 -		25.998	1:08.286	63.68	5.308	10:38:49.638
2 -	38.823	25.212	1:04.035 (2)	67.90	1.057	10:39:53.673
3 -	38.624	25.594	1:04.218	67.71	1.240	10:40:57.891
4 -	38.580	25.915	1:04.495	67.42	1.517	10:42:02.386
5 -	39.362	26.310	1:05.672	66.21	2.694	10:43:08.058
6 -	38.677	25.913	1:04.590	67.32	1.612	10:44:12.648
7 -	39.834	25.600	1:05.434	66.45	2.456	10:45:18.082
8 -	39.189	25.538	1:04.727	67.18	1.749	10:46:22.809
9 -	38.978	25.503	1:04.481	67.44	1.503	10:47:27.290
10 -	37.698	25.280	1:02.978 (1)	69.04		10:48:30.268
11 -	38.678	25.500	1:04.178 (3)	67.75	1.200	10:49:34.446

BMCRC - MRO Championships 2022 - Rnd 9 @ Brands Hatch Indy

BMCRC Rookie 600 & 1000

RACE 2 - SECTOR ANALYSIS



SECTOR 1 = FL to I1, SECTOR 2 = I1 to FL, DIFF = Difference To Personal Best Lap, P = Crossed Finish Line in Pit Lane, D = Time Disallowed

P19 222 1000 Daniel MERCER			Honda CBR1000RR - Desperate Dan Racing			
IDEAL LAP TIME : 1:03.045		BEST LAP TIME : 1:03.050		DIFFERENCE : 0.005		
LAP	SECTOR 1	SECTOR 2	LAP TIME	MPH	DIFF	TIME OF DAY
1 -		27.664	1:15.039	57.95	11.989	10:38:56.391
2 -	41.609	27.202	1:08.811	63.19	5.761	10:40:05.202
3 -	40.565	26.412	1:06.977	64.92	3.927	10:41:12.179
4 -	40.346	26.516	1:06.862	65.03	3.812	10:42:19.041
5 -	39.958	26.697	1:06.655	65.24	3.605	10:43:25.696
6 -	39.480	26.009	1:05.489	66.40	2.439	10:44:31.185
7 -	40.381	25.857	1:06.238	65.65	3.188	10:45:37.423
8 -	39.003	25.513	1:04.516 (3)	67.40	1.466	10:46:41.939
9 -	39.588	25.598	1:05.186	66.71	2.136	10:47:47.125
10 -	38.547	25.066	1:03.613 (2)	68.36	0.563	10:48:50.738
11 -	37.979	25.071	1:03.050 (1)	68.97		10:49:53.788

P20 84 1000 Colin McPHERSON			Kawasaki ZX10R -			
IDEAL LAP TIME : 1:04.542		BEST LAP TIME : 1:04.794		DIFFERENCE : 0.252		
LAP	SECTOR 1	SECTOR 2	LAP TIME	MPH	DIFF	TIME OF DAY
1 -		26.965	1:15.337	57.72	10.543	10:38:56.689
2 -	40.692	26.283	1:06.975	64.92	2.181	10:40:03.664
3 -	40.645	27.272	1:07.917	64.02	3.123	10:41:11.581
4 -	40.719	25.965	1:06.684	65.21	1.890	10:42:18.265
5 -	40.338	26.779	1:07.117	64.79	2.323	10:43:25.382
6 -	40.385	25.600	1:05.985	65.90	1.191	10:44:31.367
7 -	40.760	26.075	1:06.835	65.06	2.041	10:45:38.202
8 -	39.451	25.795	1:05.246	66.64	0.452	10:46:43.448
9 -	39.564	25.565	1:05.129 (3)	66.76	0.335	10:47:48.577
10 -	39.460	25.334	1:04.794 (1)	67.11		10:48:53.371
11 -	39.208	25.870	1:05.078 (2)	66.82	0.284	10:49:58.449

P21 274 1000 Stewart LATIMER			Suzuki GSXR1000 R - Fat Bloke Racing RR			
IDEAL LAP TIME : 1:04.004		BEST LAP TIME : 1:04.202		DIFFERENCE : 0.198		
LAP	SECTOR 1	SECTOR 2	LAP TIME	MPH	DIFF	TIME OF DAY
1 -		27.410	1:14.107	58.67	9.905	10:38:55.459
2 -	41.070	27.085	1:08.155	63.80	3.953	10:40:03.614
3 -	40.046	26.951	1:06.997	64.90	2.795	10:41:10.611
4 -	39.107	26.696	1:05.803	66.08	1.601	10:42:16.414
5 -	41.769	27.330	1:09.099	62.93	4.897	10:43:25.513
6 -	39.159	26.342	1:05.501	66.38	1.299	10:44:31.014
7 -	40.216	27.033	1:07.249	64.66	3.047	10:45:38.263
8 -	39.785	26.579	1:06.364	65.52	2.162	10:46:44.627
9 -	38.574	26.417	1:04.991 (2)	66.91	0.789	10:47:49.618
10 -	39.065	26.161	1:05.226 (3)	66.66	1.024	10:48:54.844
11 -	37.843	26.359	1:04.202 (1)	67.73		10:49:59.046

P22 65 600 Francesco MONTINI			Triumph DAYTONA 675R - Sara Johnson			
IDEAL LAP TIME : 1:05.164		BEST LAP TIME : 1:05.698		DIFFERENCE : 0.534		
LAP	SECTOR 1	SECTOR 2	LAP TIME	MPH	DIFF	TIME OF DAY
1 -		28.072	1:36.459	45.08	30.761	10:39:17.811
2 -	42.828	26.720	1:09.548	62.52	3.850	10:40:27.359
3 -	41.762	26.660	1:08.422	63.55	2.724	10:41:35.781
4 -	41.162	26.570	1:07.732	64.20	2.034	10:42:43.513
5 -	42.110	26.234	1:08.344	63.62	2.646	10:43:51.857
6 -	40.481	26.088	1:06.569	65.32	0.871	10:44:58.426
7 -	40.304	25.986	1:06.290 (3)	65.59	0.592	10:46:04.716
8 -	39.536	26.162	1:05.698 (1)	66.19		10:47:10.414
9 -	40.176	25.628	1:05.804 (2)	66.08	0.106	10:48:16.218
10 -	40.118	26.620	1:06.738	65.15	1.040	10:49:22.956

BMCRC - MRO Championships 2022 - Rnd 9 @ Brands Hatch Indy

BMCRC Rookie 600 & 1000

RACE 2 - SECTOR ANALYSIS



SECTOR 1 = FL to I1, SECTOR 2 = I1 to FL, DIFF = Difference To Personal Best Lap, P = Crossed Finish Line in Pit Lane, D = Time Disallowed

P23		395 600		William NICHOLLS		Yamaha R6 - Will Nicholls Farriery	
IDEAL LAP TIME : 1:07.302		BEST LAP TIME : 1:07.302		DIFFERENCE : 0.000			
LAP	SECTOR 1	SECTOR 2	LAP TIME	MPH	DIFF	TIME OF DAY	
1 -		29.636	1:43.608	41.97	36.306	10:39:24.960	
2 -	44.089	27.352	1:11.441	60.86	4.139	10:40:36.401	
3 -	41.051	27.621	1:08.672 (3)	63.32	1.370	10:41:45.073	
4 -	41.175	27.438	1:08.613 (2)	63.37	1.311	10:42:53.686	
5 -	42.345	27.813	1:10.158	61.98	2.856	10:44:03.844	
6 -	41.794	27.629	1:09.423	62.63	2.121	10:45:13.267	
7 -	42.529	26.930	1:09.459	62.60	2.157	10:46:22.726	
8 -	41.799	27.130	1:08.929	63.08	1.627	10:47:31.655	
9 -	42.056	26.859	1:08.915	63.10	1.613	10:48:40.570	
10 -	41.005	26.297	1:07.302 (1)	64.61		10:49:47.872	

P24		825 600		Cody OWENS		Suzuki GSXR 600 -	
IDEAL LAP TIME : 1:14.281		BEST LAP TIME : 1:14.414		DIFFERENCE : 0.133			
LAP	SECTOR 1	SECTOR 2	LAP TIME	MPH	DIFF	TIME OF DAY	
1 -		29.847	1:43.227	42.12	28.813	10:39:24.579	
2 -	45.000	30.048	1:15.048 (2)	57.94	0.634	10:40:39.627	
3 -	44.561	29.853	1:14.414 (1)	58.43		10:41:54.041	
4 -	45.490	30.975	1:16.465	56.87	2.051	10:43:10.506	
5 -	46.634	29.720	1:16.354	56.95	1.940	10:44:26.860	
6 -	47.227	29.984	1:17.211	56.32	2.797	10:45:44.071	
7 -	46.419	30.084	1:16.503	56.84	2.089	10:47:00.574	
8 -	45.381	30.881	1:16.262 (3)	57.02	1.848	10:48:16.836	
9 -	45.473	30.893	1:16.366	56.94	1.952	10:49:33.202	

BMCRC - MRO Championships 2022 - Rnd 9 @ Brands Hatch Indy

BMCRC Rookie 600 & 1000

RACE 2 - BEST SECTORS

SECTOR 1			SECTOR 2			IDEAL / BEST COMPARISON						
POS	NO	NAME	TIME	NO	NAME	TIME	POS	NO	NAME	IDEAL	BEST	DIFF
									PERFECT LAP	55.771		
1	87	THOMPSON	33.444	87	THOMPSON	22.327	1	87	THOMPSON	55.771	55.855	0.084
2	81	HARTLE	33.675	81	HARTLE	22.470	2	81	HARTLE	56.145	56.447	0.302
3	449	WALLINGTON	33.891	449	WALLINGTON	22.551	3	449	WALLINGTON	56.442	56.442	0.000
4	20	MILES	34.590	334	BRANDISH	22.859	4	20	MILES	57.728	57.778	0.050
5	58	NICHOLAS	34.675	141	ROSS	22.866	5	58	NICHOLAS	57.793	58.228	0.435
6	37	DAVEY	35.099	58	NICHOLAS	23.118	6	141	ROSS	58.310	58.310	0.000
7	29	SHEPPHARD	35.219	20	MILES	23.138	7	334	BRANDISH	58.366	58.627	0.261
8	141	ROSS	35.444	29	SHEPPHARD	23.349	8	37	DAVEY	58.523	58.579	0.056
9	334	BRANDISH	35.507	281	FARLEY	23.372	9	29	SHEPPHARD	58.568	58.568	0.000
10	281	FARLEY	35.694	37	DAVEY	23.424	10	281	FARLEY	59.066	59.173	0.107
11	28	WALKER	35.877	124	STRUTT	23.454	11	28	WALKER	59.530	59.598	0.068
12	36	MORGAN	36.264	28	WALKER	23.653	12	124	STRUTT	59.754	59.994	0.240
13	124	STRUTT	36.300	41	COOK	23.753	13	36	MORGAN	1:00.246	1:00.246	0.000
14	41	COOK	36.530	36	MORGAN	23.982	14	41	COOK	1:00.283	1:00.531	0.248
15	34	CHEESEMAN	36.735	34	CHEESEMAN	24.131	15	34	CHEESEMAN	1:00.866	1:01.445	0.579
16	123	VINCER	37.607	125	CHAM	24.312	16	125	CHAM	1:01.997	1:01.997	0.000
17	125	CHAM	37.685	123	VINCER	24.500	17	123	VINCER	1:02.107	1:02.201	0.094
18	23	HINCHCLIFFE	37.698	222	MERCER	25.066	18	23	HINCHCLIFFE	1:02.910	1:02.978	0.068
19	274	LATIMER	37.843	23	HINCHCLIFFE	25.212	19	222	MERCER	1:03.045	1:03.050	0.005
20	222	MERCER	37.979	84	McPHERSON	25.334	20	274	LATIMER	1:04.004	1:04.202	0.198
21	84	McPHERSON	39.208	65	MONTINI	25.628	21	84	McPHERSON	1:04.542	1:04.794	0.252
22	65	MONTINI	39.536	274	LATIMER	26.161	22	65	MONTINI	1:05.164	1:05.698	0.534
23	395	NICHOLLS	41.005	395	NICHOLLS	26.297	23	395	NICHOLLS	1:07.302	1:07.302	0.000
24	825	OWENS	44.561	825	OWENS	29.720	24	825	OWENS	1:14.281	1:14.414	0.133
25												

BMCRC - MRO Championships 2022 - Rnd 9 @ Brands Hatch Indy

BMCRC Rookie 600 & 1000

RACE 2 - STATISTICS

Competitors Started 25
Planned Start 2022-10-02 @ 10:40:00.000
Actual Start 2022-10-02 @ 10:37:41.351
Finish Time 2022-10-02 @ 10:49:07.583
Track Length 1.2079mi.
Total Laps 268
Total Distance Covered 323.7294mi.

Session Fastest Lap History

NO	CL	NAME	LAP TIME	TIME OF DAY	LAP	VEHICLE
81	1000	Dan HARTLE	57.548	10:39:41.173	2	Yamaha R1 2CR
81	1000	Dan HARTLE	57.078	10:40:38.251	3	Yamaha R1 2CR
87	1000	Karl THOMPSON	56.153	10:40:38.431	3	Yamaha R1
87	1000	Karl THOMPSON	55.987	10:46:19.047	9	Yamaha R1
87	1000	Karl THOMPSON	55.855	10:47:14.893	10	Yamaha R1

Session Leader History

NO	CL	NAME	FROM LAP	LAPS LED	DISTANCE	VEHICLE
81	1000	Dan HARTLE	1	7	8.45 miles	Yamaha R1 2CR
87	1000	Karl THOMPSON	8	5	6.03 miles	Yamaha R1

Flag History

TYPE	TIME OF DAY
GREEN	10:37:41.351
FINISH	10:49:07.583

Flag Statistics

TYPE	COUNT	TOTAL LAPS	TOTAL TIME
Green	1	12	12:35.925
Red	0	0	0.000
Safety Car	0	0	0.000
FCY	0	0	0.000

BMCRC - MRO Championships 2022 - Rnd 9 @ Brands Hatch Indy

BMCRC Rookie 600 & 1000

RACE 2 - STATISTICS

CLASS : 1000

15 Starters

Fastest Lap History

NO	NAME	LAP TIME	TIME OF DAY	LAP	VEHICLE
81	Dan HARTLE	57.548	10:39:41.173	2	Yamaha R1 2CR
81	Dan HARTLE	57.078	10:40:38.251	3	Yamaha R1 2CR
87	Karl THOMPSON	56.153	10:40:38.431	3	Yamaha R1
87	Karl THOMPSON	55.987	10:46:19.047	9	Yamaha R1
87	Karl THOMPSON	55.855	10:47:14.893	10	Yamaha R1

Leader History

NO	NAME	FROM LAP	LAPS LED	DISTANCE	VEHICLE
81	Dan HARTLE	1	7	8.45 miles	Yamaha R1 2CR
87	Karl THOMPSON	8	5	6.03 miles	Yamaha R1

BMCRC - MRO Championships 2022 - Rnd 9 @ Brands Hatch Indy

BMCRC Rookie 600 & 1000

RACE 2 - STATISTICS

CLASS : 600

10 Starters

Fastest Lap History

NO	NAME	LAP TIME	TIME OF DAY	LAP	VEHICLE
20	Nathan MILES	59.801	10:40:08.074	2	Triumph DAYTONA
20	Nathan MILES	58.666	10:42:07.148	4	Triumph DAYTONA
58	Paul NICHOLAS	58.592	10:45:06.211	7	Yamaha YZF R6
58	Paul NICHOLAS	58.471	10:46:04.681	8	Yamaha YZF R6
58	Paul NICHOLAS	58.228	10:47:02.909	9	Yamaha YZF R6
20	Nathan MILES	57.778	10:48:59.529	11	Triumph DAYTONA

Leader History

NO	NAME	FROM LAP	LAPS LED	DISTANCE	VEHICLE
20	Nathan MILES	1	6	7.24 miles	Triumph DAYTONA
58	Paul NICHOLAS	7	3	3.62 miles	Yamaha YZF R6
20	Nathan MILES	10	3	3.62 miles	Triumph DAYTONA

BMCRC - MRO Championships 2022 - Rnd 9 @ Brands Hatch Indy

BMCRC Rookie 600 & 1000

RACE 12 - GRID (12 Laps)



CONTRACTORS LTD

ROW 11	33		32		31	825 Cody OWENS	1:14.414
ROW 10	30	395 William NICHOLLS	29	65 Francesco MONTINI	28	41 Toby COOK	1:07.302 1:05.698 1:00.531
ROW 9	27	124 Mark STRUTT	26	28 Tom WALKER	25	29 Michael SHEPPHARD	59.994 59.598 58.568
ROW 8	24	141 Henry ROSS	23	58 Paul NICHOLAS	22	20 Nathan MILES	58.310 58.228 57.778
ROW 7	21		20		19		
ROW 6	18	50 Jason PAES	17	224 Lee HEALEY	16	96 Pete SCOTT	
ROW 5	15	84 Colin McPHERSON	14	274 Stewart LATIMER	13	222 Daniel MERCER	1:04.794 1:04.202 1:03.050
ROW 4	12	23 Harry HINCHCLIFFE	11	69 Alfie COKER	10	123 James VINCER	1:02.978 1:02.201
ROW 3	9	125 Matthew CHAM	8	34 Ben CHEESEMAN	7	36 Alan MORGAN	1:01.997 1:01.445 1:00.246
ROW 2	6	281 Daniel FARLEY	5	334 Anthony BRANDISH	4	37 Adam DAVEY	59.173 58.627 58.579
ROW 1	3	81 Dan HARTLE	2	449 Luke WALLINGTON	1	87 Karl THOMPSON	56.447 56.442 55.855

Pole

Brands Hatch Indy: 1.2079 miles

These results are provisional until the conclusion of any judicial and technical matters.

Clerk Of Course :	Stewards :	Timekeeper : <i>Craig Smith</i>
-------------------	------------	------------------------------------

Results can be found at www.tsl-timing.com

Printed - 10:56 Sunday, 02 October 2022



BMCRC - MRO Championships 2022 - Rnd 9 @ Brands Hatch Indy

BMCRC Rookie 600 & 1000

RACE 12 - CLASSIFICATION



CONTRACTORS LTD

POS	NO	CL	PIC NAME	ENTRY	LAPS	TIME	GAP	DIFF	MPH	BEST	ON
1	449	1000	1 Luke WALLINGTON	Yamaha R1 - BW Bespoke Developments Ltd	12	10:13.444			85.06	49.722	12
2	87	1000	2 Karl THOMPSON	Yamaha R1 - #Teamrace	12	10:14.355	0.911	0.911	84.93	49.957	7
3	334	1000	3 Anthony BRANDISH	Suzuki GSXR 1000 - BW bespoke developments ltd	12	10:18.486	5.042	4.131	84.37	50.517	7
4	23	1000	4 Harry HINCHCLIFFE	Kawasaki ZX10R GEN 4 -	12	10:25.019	11.575	6.533	83.49	50.770	7
5	81	1000	5 Dan HARTLE	Yamaha R1 2CR - #Teamrace	12	10:34.882	21.438	9.863	82.19	51.748	4
6	281	1000	6 Daniel FARLEY	Suzuki GSXR - F-TECH FIRE & ELECTRICAL LTD	12	10:45.375	31.931	10.493	80.85	52.791	4
7	37	1000	7 Adam DAVEY	BMW S1000RR -	12	10:45.625	32.181	0.250	80.82	52.083	7
8	29	600	1 Michael SHEPPHARD	Kawasaki ZX6R - RTR Performance, KRS Solutions	12	10:45.856	32.412	0.231	80.79	50.894	10
9	34	1000	8 Ben CHEESEMAN	Kawasaki ZX10RR - BCH Services Kent Ltd	12	10:46.243	32.799	0.387	80.74	51.928	10
10	141	600	2 Henry ROSS	Yamaha R6 -	12	10:46.515	33.071	0.272	80.71	51.229	12
11	224	1000	9 Lee HEALEY	Suzuki GSXR 1000R - F-Tech Fire & Electrical Ltd /	12	10:50.202	36.758	3.687	80.25	52.996	2
12	20	600	3 Nathan MILES	Triumph DAYTONA -	12	10:50.375	36.931	0.173	80.23	51.567	6
13	50	1000	10 Jason PAES	Aprilia RSV4 -	12	10:51.978	38.534	1.603	80.03	52.395	6
14	125	1000	11 Matthew CHAM	Kawasaki ZX10R - MFM Track Bikes	12	10:54.085	40.641	2.107	79.78	53.071	11
15	96	1000	12 Pete SCOTT	Suzuki GSXR750 - South Hill MOT Centre	12	10:58.337	44.893	4.252	79.26	53.482	5
16	222	1000	13 Daniel MERCER	Honda CBR1000RR - Desperate Dan Racing	12	10:59.477	46.033	1.140	79.12	53.703	5
17	274	1000	14 Stewart LATIMER	Suzuki GSXR1000 R - Fat Bloke Racing RR	12	11:00.111	46.667	0.634	79.05	52.720	12
18	58	600	4 Paul NICHOLAS	Yamaha YZF R6 - MARLEY COMMS	12	11:05.134	51.690	5.023	78.45	52.549	12
19	41	600	5 Toby COOK	Triumph DAYTONA - Brixham Bodyworks	12	11:05.214	51.770	0.080	78.44	52.790	11
20	28	600	6 Tom WALKER	Honda CBR600RR - RWRacing	11	10:15.099	1 Lap	1 Lap	77.76	52.654	9
21	84	1000	15 Colin McPHERSON	Kawasaki ZX10R -	11	10:19.377	1 Lap	4.278	77.23	55.018	10
22	124	600	7 Mark STRUTT	Yamaha R6 - Myself	11	10:24.834	1 Lap	5.457	76.55	53.935	10
23	825	600	8 Cody OWENS	Suzuki GSXR 600 -	11	10:37.104	1 Lap	12.270	75.08	54.753	5
24	395	600	9 William NICHOLLS	Yamaha R6 - Will Nicholls Farriery	11	11:06.821	1 Lap	29.717	71.73	56.697	7
25	65	600	10 Francesco MONTINI	Triumph DAYTONA 675R - Sara Johnson	10	10:15.406	2 Laps	1 Lap	70.66	57.838	7

NOT CLASSIFIED

DNF	123	1000	James VINCER	Yamaha YZFR1 - Keam Electrical Services	3	2:50.070	9 Laps	7 Laps	76.70	53.870	3
DNF	36	1000	Alan MORGAN	Suzuki GSXR 1000 - Little Duck Racing	1	1:00.670	11 Laps	2 Laps	71.67		

FASTEST LAP

449	1000	Luke WALLINGTON	Yamaha R1 - BW Bespoke Developments Ltd	12	49.722	87.45 mph	140.75 kph
29	600	Michael SHEPPHARD	Kawasaki ZX6R - RTR Performance, KRS Solutions	10	50.894	85.44 mph	137.50 kph

Class 1000 - 92.5% of Race Speed = 78.68 mph

Class 600 - 92.5% of Race Speed = 74.73 mph

Weather / Track : Sunny / Dry

These results are provisional until the conclusion of any judicial and technical matters.

Race Distance: 12 Laps / 14.49 miles

Brands Hatch Indy: 1.2079 miles

Date: 02/10/2022 Start: 14:11 Finish: 14:21

Clerk Of Course :	Stewards :	Timekeeper : <i>Craig Smith</i>
-------------------	------------	------------------------------------

Results can be found at www.tsl-timing.com

Printed - 14:23 Sunday, 02 October 2022



BMCRC - MRO Championships 2022 - Rnd 9 @ Brands Hatch Indy

BMCRC Rookie 600 & 1000

RACE 12 - LAP CHART

LAP 1 @ 14:12:34.353

NO	BEHIND	LAP TIME
87		56.082
334	0.431	56.513
125	1.908	57.990
449	1.933	58.015
81	2.370	58.452
23	2.800	58.882
281	3.423	59.505
224	4.180	1:00.262
36	4.588	1:00.670
37	4.666	1:00.748
34	4.891	1:00.973
123	5.211	1:01.293
50	5.485	1:01.567
274	6.035	1:02.117
222	6.182	1:02.264
96	6.555	1:02.637
84	7.411	1:03.493
141	20.027	1:16.109
20	20.517	1:16.599
29	20.626	1:16.708
58	22.337	1:18.419
41	22.668	1:18.750
28	23.141	1:19.223
124	24.720	1:20.802
825	25.576	1:21.658
65	29.660	1:25.742
395	30.331	1:26.413

LAP 2 @ 14:13:26.250

NO	BEHIND	LAP TIME
87		51.897
334	0.201	51.667
449	0.541	50.505
81	3.179	52.706
23	3.371	52.468
125	4.386	54.375
281	4.650	53.124
224	5.279	52.996
37	7.944	55.175
123	8.221	54.907
34	8.417	55.423
222	8.979	54.694
96	9.946	55.288
50	10.716	57.128
84	11.983	56.469
274	12.036	57.898
141	21.031	52.901
20	21.503	52.883
29	21.580	52.851
58	24.335	53.895
41	24.813	54.042
28	25.750	54.506
124	27.551	54.728
825	29.579	55.900
65	37.009	59.246
395	38.177	59.743

LAP 3 @ 14:14:17.786

NO	BEHIND	LAP TIME
87		51.536
334	0.503	51.838
449	0.672	51.667

23	3.261	51.426
81	4.069	52.426
281	7.205	54.091
125	7.271	54.421
224	7.515	53.772
37	10.139	53.731
123	10.555	53.870
34	10.876	53.995
222	11.258	53.815
50	12.811	53.631
96	13.558	55.148
274	14.901	54.401
84	16.440	55.993
141	21.860	52.365
29	21.887	51.843
20	22.594	52.627
58	26.850	54.051
41	26.879	53.602
28	27.781	53.567
124	30.324	54.309
825	33.510	55.467
65	44.796	59.323
395	45.033	58.392

LAP 4 @ 14:15:08.975

NO	BEHIND	LAP TIME
87		51.189
449	0.072	50.589
334	0.605	51.291
23	3.701	51.629
81	4.628	51.748
281	8.807	52.791
224	9.341	53.015
125	10.756	54.674
37	12.240	53.290
34	14.020	54.333
222	14.875	54.806
50	15.126	53.504
96	15.943	53.574
274	18.272	54.560
84	20.801	55.550
29	21.712	51.014
141	22.507	51.836
20	23.212	51.807
41	28.622	52.932
58	29.408	53.747
28	29.835	53.243
124	33.556	54.421
825	37.461	55.140

LAP 5 @ 14:16:00.105

NO	BEHIND	LAP TIME
449		51.058
87	0.249	51.379
334	0.525	51.050
65	1 Lap	59.278
395	1 Lap	59.682
23	3.734	51.163
81	5.558	52.060
281	10.955	53.278
224	11.699	53.488
125	14.241	54.615
37	14.344	53.234
34	15.113	52.223
50	16.920	52.924

222	17.448	53.703
96	18.295	53.482
274	21.481	54.339
29	21.594	51.012
141	23.006	51.629
20	23.940	51.858
84	25.281	55.610
41	30.921	53.429
58	31.404	53.126
28	31.826	53.121
124	36.426	54.000
825	41.084	54.753

LAP 6 @ 14:16:50.271

NO	BEHIND	LAP TIME
449		50.166
87	0.445	50.362
334	1.249	50.890
23	4.625	51.057
81	8.559	53.167
395	1 Lap	58.306
65	1 Lap	59.476
281	13.819	53.030
224	15.293	53.760
37	17.473	53.295
125	18.302	54.227
34	18.334	53.387
50	19.149	52.395
222	21.001	53.719
96	21.862	53.733
29	22.552	51.124
141	24.372	51.532
274	25.124	53.809
20	25.341	51.567
84	30.214	55.099
41	33.932	53.177
58	34.313	53.075
28	34.709	53.049
124	40.951	54.691
825	46.060	55.142

LAP 7 @ 14:17:40.356

NO	BEHIND	LAP TIME
449		50.085
87	0.317	49.957
334	1.681	50.517
23	5.310	50.770
81	10.818	52.344
281	17.166	53.432
395	1 Lap	56.864
224	19.026	53.818
65	1 Lap	58.333
37	19.471	52.083
34	20.500	52.251
125	22.336	54.119
50	22.710	53.646
29	24.623	52.156
222	24.649	53.733
96	25.766	53.989
141	25.918	51.631
20	27.232	51.976
274	29.073	54.034
84	35.748	55.619
41	36.766	52.919
58	37.078	52.850

28	37.853	53.229
124	45.632	54.766

LAP 8 @ 14:18:30.737

NO	BEHIND	LAP TIME
449		50.381
87	0.361	50.425
825	1 Lap	55.192
334	2.095	50.795
23	6.096	51.167
81	12.489	52.052
281	19.864	53.079
224	22.224	53.579
37	22.993	53.903
34	23.546	53.427
395	1 Lap	56.697
50	26.266	53.937
29	26.617	52.375
125	26.640	54.685
65	1 Lap	57.838
141	27.768	52.231
222	28.006	53.738
20	28.851	52.000
96	29.813	54.428
274	32.839	54.147
58	40.251	53.554
41	40.333	53.948
84	40.969	55.602
28	41.177	53.705
124	49.906	54.655

LAP 9 @ 14:19:21.181

NO	BEHIND	LAP TIME
449		50.444
87	0.165	50.248
334	2.986	51.335
825	1 Lap	55.698
23	7.286	51.634
81	14.355	52.310
281	22.841	53.421
37	25.204	52.655
224	25.347	53.567
34	25.752	52.650
29	28.554	52.381
50	28.635	52.813
141	29.486	52.162
395	1 Lap	56.723
20	30.525	52.118
125	30.550	54.354
222	32.371	54.809
96	33.231	53.862
65	1 Lap	58.833
274	36.092	53.697
41	43.046	53.157
58	43.148	53.341
28	43.387	52.654
84	46.062	55.537

LAP 10 @ 14:20:11.859

NO	BEHIND	LAP TIME
449		50.678
87	0.156	50.669
334	3.253	50.945
124	1 Lap	54.568

23	8.161	51.553
825	1 Lap	55.519
81	15.908	52.231
281	25.884	53.721
37	26.707	52.181
34	27.002	51.928
224	28.657	53.988
29	28.770	50.894
141	30.393	51.585
50	31.212	53.255
20	31.750	51.903
125	33.506	53.634
222	36.830	55.137
96	36.912	54.359
395	1 Lap	58.349
274	39.992	54.578
65	1 Lap	58.606
41	45.564	53.196
58	45.777	53.307
28	46.099	53.390

LAP 11 @ 14:21:01.993

NO	BEHIND	LAP TIME
449		50.134
84	1 Lap	55.018
87	0.417	50.395
334	4.068	50.949
124	1 Lap	53.935
23	9.682	51.655
825	1 Lap	56.204
81	17.804	52.030
281	28.809	53.059
37	28.969	52.396
34	29.285	52.417
29	29.539	50.903
141	31.564	51.305
224	33.081	54.558
20	33.810	52.194
50	35.125	54.047
125	36.443	53.071
96	40.864	54.086
222	41.420	54.724
274	43.669	53.811
395	1 Lap	57.392
41	48.220	52.790
58	48.863	53.220

LAP 12 @ 14:21:51.715

NO	BEHIND	LAP TIME
449		49.722
87	0.911	50.216
28	1 Lap	55.412
65	2 Laps	58.731
334	5.042	50.696
84	1 Lap	55.387
124	1 Lap	53.959
23	11.575	51.615
81	21.438	53.356
825	1 Lap	56.431
281	31.931	52.844
37	32.181	52.934
29	32.412	52.595
34	32.799	53.236
141	33.071	51.229
224	36.758	53.399

BMCRC - MRO Championships 2022 - Rnd 9 @ Brands Hatch Indy

BMCRC Rookie 600 & 1000

RACE 12 - LAP CHART

20	36.931	52.843
50	38.534	53.131
125	40.641	53.920
96	44.893	53.751
222	46.033	54.335
274	46.667	52.720
58	51.690	52.549
41	51.770	53.272
395	1 Lap	58.260

BMCRC - MRO Championships 2022 - Rnd 9 @ Brands Hatch Indy

BMCRC Rookie 600 & 1000

RACE 12 - SECTOR ANALYSIS



SECTOR 1 = FL to I1, SECTOR 2 = I1 to FL, DIFF = Difference To Personal Best Lap, P = Crossed Finish Line in Pit Lane, D = Time Disallowed

P1		449	1000	Luke WALLINGTON	Yamaha R1 - BW Bespoke Developments Ltd			
IDEAL LAP TIME :		49.656		BEST LAP TIME :	49.722		DIFFERENCE :	0.066
LAP	SECTOR 1	SECTOR 2	LAP TIME	MPH	DIFF	TIME OF DAY		
1 -		20.535	58.015	74.95	8.293	14:12:36.286		
2 -	30.258	20.247	50.505	86.10	0.783	14:13:26.791		
3 -	31.308	20.359	51.667	84.16	1.945	14:14:18.458		
4 -	30.198	20.391	50.589	85.95	0.867	14:15:09.047		
5 -	29.876	21.182	51.058	85.16	1.336	14:16:00.105		
6 -	30.140	20.026	50.166	86.68	0.444	14:16:50.271		
7 -	30.092	19.993	50.085 (2)	86.82	0.363	14:17:40.356		
8 -	30.081	20.300	50.381	86.31	0.659	14:18:30.737		
9 -	30.165	20.279	50.444	86.20	0.722	14:19:21.181		
10 -	30.339	20.339	50.678	85.80	0.956	14:20:11.859		
11 -	30.134	20.000	50.134 (3)	86.73	0.412	14:21:01.993		
12 -	29.663	20.059	49.722 (1)	87.45		14:21:51.715		

P2		87	1000	Karl THOMPSON	Yamaha R1 - #Teamrace			
IDEAL LAP TIME :		49.857		BEST LAP TIME :	49.957		DIFFERENCE :	0.100
LAP	SECTOR 1	SECTOR 2	LAP TIME	MPH	DIFF	TIME OF DAY		
1 -		20.272	56.082	77.53	6.125	14:12:34.353		
2 -	31.426	20.471	51.897	83.79	1.940	14:13:26.250		
3 -	31.145	20.391	51.536	84.37	1.579	14:14:17.786		
4 -	30.718	20.471	51.189	84.95	1.232	14:15:08.975		
5 -	30.385	20.994	51.379	84.63	1.422	14:16:00.354		
6 -	30.349	20.013	50.362	86.34	0.405	14:16:50.716		
7 -	30.138	19.819	49.957 (1)	87.04		14:17:40.673		
8 -	30.073	20.352	50.425	86.23	0.468	14:18:31.098		
9 -	30.038	20.210	50.248 (3)	86.54	0.291	14:19:21.346		
10 -	30.447	20.222	50.669	85.82	0.712	14:20:12.015		
11 -	30.364	20.031	50.395	86.29	0.438	14:21:02.410		
12 -	30.038	20.178	50.216 (2)	86.59	0.259	14:21:52.626		

P3		334	1000	Anthony BRANDISH	Suzuki GSXR 1000 - BW bespoke developments ltd			
IDEAL LAP TIME :		50.290		BEST LAP TIME :	50.517		DIFFERENCE :	0.227
LAP	SECTOR 1	SECTOR 2	LAP TIME	MPH	DIFF	TIME OF DAY		
1 -		20.544	56.513	76.94	5.996	14:12:34.784		
2 -	31.388	20.279	51.667	84.16	1.150	14:13:26.451		
3 -	31.385	20.453	51.838	83.88	1.321	14:14:18.289		
4 -	31.074	20.217	51.291	84.78	0.774	14:15:09.580		
5 -	30.689	20.361	51.050	85.18	0.533	14:16:00.630		
6 -	30.949	19.941	50.890	85.45	0.373	14:16:51.520		
7 -	30.686	19.831	50.517 (1)	86.08		14:17:42.037		
8 -	30.748	20.047	50.795 (3)	85.61	0.278	14:18:32.832		
9 -	31.158	20.177	51.335	84.71	0.818	14:19:24.167		
10 -	30.953	19.992	50.945	85.35	0.428	14:20:15.112		
11 -	30.951	19.998	50.949	85.35	0.432	14:21:06.061		
12 -	30.459	20.237	50.696 (2)	85.77	0.179	14:21:56.757		

BMCRC - MRO Championships 2022 - Rnd 9 @ Brands Hatch Indy

BMCRC Rookie 600 & 1000

RACE 12 - SECTOR ANALYSIS



SECTOR 1 = FL to I1, SECTOR 2 = I1 to FL, DIFF = Difference To Personal Best Lap, P = Crossed Finish Line in Pit Lane, D = Time Disallowed

P4 23 1000 Harry HINCHCLIFFE		Kawasaki ZX10R GEN 4 -				
IDEAL LAP TIME : 50.740		BEST LAP TIME : 50.770		DIFFERENCE : 0.030		
LAP	SECTOR 1	SECTOR 2	LAP TIME	MPH	DIFF	TIME OF DAY
1 -		20.664	58.882	73.85	8.112	14:12:37.153
2 -	31.896	20.572	52.468	82.88	1.698	14:13:29.621
3 -	31.058	20.368	51.426	84.56	0.656	14:14:21.047
4 -	31.061	20.568	51.629	84.22	0.859	14:15:12.676
5 -	30.951	20.212	51.163 (3)	84.99	0.393	14:16:03.839
6 -	30.780	20.277	51.057 (2)	85.17	0.287	14:16:54.896
7 -	30.528	20.242	50.770 (1)	85.65		14:17:45.666
8 -	30.740	20.427	51.167	84.98	0.397	14:18:36.833
9 -	30.927	20.707	51.634	84.21	0.864	14:19:28.467
10 -	30.931	20.622	51.553	84.35	0.783	14:20:20.020
11 -	31.079	20.576	51.655	84.18	0.885	14:21:11.675
12 -	31.030	20.585	51.615	84.25	0.845	14:22:03.290

P5 81 1000 Dan HARTLE		Yamaha R1 2CR - #Teamrace				
IDEAL LAP TIME : 51.748		BEST LAP TIME : 51.748		DIFFERENCE : 0.000		
LAP	SECTOR 1	SECTOR 2	LAP TIME	MPH	DIFF	TIME OF DAY
1 -		20.699	58.452	74.39	6.704	14:12:36.723
2 -	32.134	20.572	52.706	82.50	0.958	14:13:29.429
3 -	31.882	20.544	52.426	82.94	0.678	14:14:21.855
4 -	31.264	20.484	51.748 (1)	84.03		14:15:13.603
5 -	31.290	20.770	52.060	83.53	0.312	14:16:05.663
6 -	32.018	21.149	53.167	81.79	1.419	14:16:58.830
7 -	31.629	20.715	52.344	83.07	0.596	14:17:51.174
8 -	31.323	20.729	52.052 (3)	83.54	0.304	14:18:43.226
9 -	31.490	20.820	52.310	83.13	0.562	14:19:35.536
10 -	31.509	20.722	52.231	83.25	0.483	14:20:27.767
11 -	31.401	20.629	52.030 (2)	83.57	0.282	14:21:19.797
12 -	32.174	21.182	53.356	81.50	1.608	14:22:13.153

P6 281 1000 Daniel FARLEY		Suzuki GSXR - F-TECH FIRE & ELECTRICAL LTD				
IDEAL LAP TIME : 52.673		BEST LAP TIME : 52.791		DIFFERENCE : 0.118		
LAP	SECTOR 1	SECTOR 2	LAP TIME	MPH	DIFF	TIME OF DAY
1 -		21.029	59.505	73.07	6.714	14:12:37.776
2 -	32.298	20.826	53.124	81.85	0.333	14:13:30.900
3 -	32.717	21.374	54.091	80.39	1.300	14:14:24.991
4 -	31.847	20.944	52.791 (1)	82.37		14:15:17.782
5 -	32.243	21.035	53.278	81.62	0.487	14:16:11.060
6 -	32.167	20.863	53.030 (3)	82.00	0.239	14:17:04.090
7 -	32.233	21.199	53.432	81.38	0.641	14:17:57.522
8 -	31.988	21.091	53.079	81.92	0.288	14:18:50.601
9 -	32.137	21.284	53.421	81.40	0.630	14:19:44.022
10 -	32.465	21.256	53.721	80.94	0.930	14:20:37.743
11 -	32.226	20.833	53.059	81.95	0.268	14:21:30.802
12 -	31.899	20.945	52.844 (2)	82.29	0.053	14:22:23.646

BMCRC - MRO Championships 2022 - Rnd 9 @ Brands Hatch Indy

BMCRC Rookie 600 & 1000

RACE 12 - SECTOR ANALYSIS



SECTOR 1 = FL to I1, SECTOR 2 = I1 to FL, DIFF = Difference To Personal Best Lap, P = Crossed Finish Line in Pit Lane, D = Time Disallowed

P7 37 1000 Adam DAVEY			BMW S1000RR -			
IDEAL LAP TIME : 51.864		BEST LAP TIME : 52.083		DIFFERENCE : 0.219		
LAP	SECTOR 1	SECTOR 2	LAP TIME	MPH	DIFF	TIME OF DAY
1 -		22.133	1:00.748	71.58	8.665	14:12:39.019
2 -	33.210	21.965	55.175	78.81	3.092	14:13:34.194
3 -	32.418	21.313	53.731	80.93	1.648	14:14:27.925
4 -	32.030	21.260	53.290	81.60	1.207	14:15:21.215
5 -	31.818	21.416	53.234	81.68	1.151	14:16:14.449
6 -	32.423	20.872	53.295	81.59	1.212	14:17:07.744
7 -	31.045	21.038	52.083 (1)	83.49		14:17:59.827
8 -	32.444	21.459	53.903	80.67	1.820	14:18:53.730
9 -	31.635	21.020	52.655	82.58	0.572	14:19:46.385
10 -	31.362	20.819	52.181 (2)	83.33	0.098	14:20:38.566
11 -	31.563	20.833	52.396 (3)	82.99	0.313	14:21:30.962
12 -	31.872	21.062	52.934	82.15	0.851	14:22:23.896

P8 29 600 Michael SHEPPHARD			Kawasaki ZX6R - RTR Performance, KRS Solutions			
IDEAL LAP TIME : 50.676		BEST LAP TIME : 50.894		DIFFERENCE : 0.218		
LAP	SECTOR 1	SECTOR 2	LAP TIME	MPH	DIFF	TIME OF DAY
1 -		20.902	1:16.708	56.68	25.814	14:12:54.979
2 -	32.268	20.583	52.851	82.28	1.957	14:13:47.830
3 -	31.289	20.554	51.843	83.88	0.949	14:14:39.673
4 -	30.622	20.392	51.014	85.24	0.120	14:15:30.687
5 -	30.591	20.421	51.012 (3)	85.24	0.118	14:16:21.699
6 -	30.898	20.226	51.124	85.05	0.230	14:17:12.823
7 -	31.197	20.959	52.156	83.37	1.262	14:18:04.979
8 -	30.869	21.506	52.375	83.02	1.481	14:18:57.354
9 -	31.475	20.906	52.381	83.01	1.487	14:19:49.735
10 -	30.671	20.223	50.894 (1)	85.44		14:20:40.629
11 -	30.453	20.450	50.903 (2)	85.42	0.009	14:21:31.532
12 -	31.491	21.104	52.595	82.68	1.701	14:22:24.127

P9 34 1000 Ben CHEESEMAN			Kawasaki ZX10RR - BCH Services Kent Ltd			
IDEAL LAP TIME : 51.928		BEST LAP TIME : 51.928		DIFFERENCE : 0.000		
LAP	SECTOR 1	SECTOR 2	LAP TIME	MPH	DIFF	TIME OF DAY
1 -		21.618	1:00.973	71.31	9.045	14:12:39.244
2 -	33.749	21.674	55.423	78.46	3.495	14:13:34.667
3 -	32.743	21.252	53.995	80.53	2.067	14:14:28.662
4 -	33.446	20.887	54.333	80.03	2.405	14:15:22.995
5 -	31.584	20.639	52.223 (2)	83.26	0.295	14:16:15.218
6 -	32.185	21.202	53.387	81.45	1.459	14:17:08.605
7 -	31.448	20.803	52.251 (3)	83.22	0.323	14:18:00.856
8 -	31.813	21.614	53.427	81.39	1.499	14:18:54.283
9 -	31.779	20.871	52.650	82.59	0.722	14:19:46.933
10 -	31.334	20.594	51.928 (1)	83.74		14:20:38.861
11 -	31.642	20.775	52.417	82.96	0.489	14:21:31.278
12 -	32.045	21.191	53.236	81.68	1.308	14:22:24.514

BMCRC - MRO Championships 2022 - Rnd 9 @ Brands Hatch Indy

BMCRC Rookie 600 & 1000

RACE 12 - SECTOR ANALYSIS



SECTOR 1 = FL to I1, SECTOR 2 = I1 to FL, DIFF = Difference To Personal Best Lap, P = Crossed Finish Line in Pit Lane, D = Time Disallowed

P10 141 600 Henry ROSS			Yamaha R6 -			
IDEAL LAP TIME : 51.195		BEST LAP TIME : 51.229		DIFFERENCE : 0.034		
LAP	SECTOR 1	SECTOR 2	LAP TIME	MPH	DIFF	TIME OF DAY
1 -		20.837	1:16.109	57.13	24.880	14:12:54.380
2 -	31.979	20.922	52.901	82.20	1.672	14:13:47.281
3 -	31.653	20.712	52.365	83.04	1.136	14:14:39.646
4 -	31.256	20.580	51.836	83.89	0.607	14:15:31.482
5 -	31.032	20.597	51.629	84.22	0.400	14:16:23.111
6 -	30.956	20.576	51.532 (3)	84.38	0.303	14:17:14.643
7 -	30.787	20.844	51.631	84.22	0.402	14:18:06.274
8 -	31.081	21.150	52.231	83.25	1.002	14:18:58.505
9 -	31.416	20.746	52.162	83.36	0.933	14:19:50.667
10 -	31.098	20.487	51.585	84.29	0.356	14:20:42.252
11 -	30.883	20.422	51.305 (2)	84.75	0.076	14:21:33.557
12 -	30.773	20.456	51.229 (1)	84.88		14:22:24.786

P11 224 1000 Lee HEALEY			Suzuki GSXR 1000R - F-Tech Fire & Electrical Ltd / Ark Joinery			
IDEAL LAP TIME : 52.862		BEST LAP TIME : 52.996		DIFFERENCE : 0.134		
LAP	SECTOR 1	SECTOR 2	LAP TIME	MPH	DIFF	TIME OF DAY
1 -		21.399	1:00.262	72.16	7.266	14:12:38.533
2 -	31.808	21.188	52.996 (1)	82.05		14:13:31.529
3 -	32.295	21.477	53.772	80.87	0.776	14:14:25.301
4 -	31.896	21.119	53.015 (2)	82.02	0.019	14:15:18.316
5 -	32.434	21.054	53.488	81.30	0.492	14:16:11.804
6 -	32.514	21.246	53.760	80.88	0.764	14:17:05.564
7 -	31.819	21.999	53.818	80.80	0.822	14:17:59.382
8 -	32.323	21.256	53.579	81.16	0.583	14:18:52.961
9 -	32.015	21.552	53.567	81.18	0.571	14:19:46.528
10 -	32.518	21.470	53.988	80.54	0.992	14:20:40.516
11 -	32.995	21.563	54.558	79.70	1.562	14:21:35.074
12 -	32.159	21.240	53.399 (3)	81.43	0.403	14:22:28.473

P12 20 600 Nathan MILES			Triumph DAYTONA -			
IDEAL LAP TIME : 51.544		BEST LAP TIME : 51.567		DIFFERENCE : 0.023		
LAP	SECTOR 1	SECTOR 2	LAP TIME	MPH	DIFF	TIME OF DAY
1 -		20.955	1:16.599	56.77	25.032	14:12:54.870
2 -	31.856	21.027	52.883	82.23	1.316	14:13:47.753
3 -	31.908	20.719	52.627	82.63	1.060	14:14:40.380
4 -	31.056	20.751	51.807 (2)	83.93	0.240	14:15:32.187
5 -	31.087	20.771	51.858 (3)	83.85	0.291	14:16:24.045
6 -	31.079	20.488	51.567 (1)	84.32		14:17:15.612
7 -	31.284	20.692	51.976	83.66	0.409	14:18:07.588
8 -	31.350	20.650	52.000	83.62	0.433	14:18:59.588
9 -	31.319	20.799	52.118	83.43	0.551	14:19:51.706
10 -	31.379	20.524	51.903	83.78	0.336	14:20:43.609
11 -	31.358	20.836	52.194	83.31	0.627	14:21:35.803
12 -	31.524	21.319	52.843	82.29	1.276	14:22:28.646

BMCRC - MRO Championships 2022 - Rnd 9 @ Brands Hatch Indy

BMCRC Rookie 600 & 1000

RACE 12 - SECTOR ANALYSIS



SECTOR 1 = FL to I1, SECTOR 2 = I1 to FL, DIFF = Difference To Personal Best Lap, P = Crossed Finish Line in Pit Lane, D = Time Disallowed

P13 50 1000 Jason PAES			Aprilia RSV4 -			
IDEAL LAP TIME : 52.395		BEST LAP TIME : 52.395		DIFFERENCE : 0.000		
LAP	SECTOR 1	SECTOR 2	LAP TIME	MPH	DIFF	TIME OF DAY
1 -		21.534	1:01.567	70.63	9.172	14:12:39.838
2 -	36.190	20.938	57.128	76.12	4.733	14:13:36.966
3 -	32.741	20.890	53.631	81.08	1.236	14:14:30.597
4 -	32.231	21.273	53.504	81.27	1.109	14:15:24.101
5 -	31.974	20.950	52.924 (3)	82.16	0.529	14:16:17.025
6 -	31.644	20.751	52.395 (1)	82.99		14:17:09.420
7 -	31.879	21.767	53.646	81.06	1.251	14:18:03.066
8 -	32.181	21.756	53.937	80.62	1.542	14:18:57.003
9 -	31.678	21.135	52.813 (2)	82.33	0.418	14:19:49.816
10 -	31.982	21.273	53.255	81.65	0.860	14:20:43.071
11 -	32.994	21.053	54.047	80.45	1.652	14:21:37.118
12 -	31.964	21.167	53.131	81.84	0.736	14:22:30.249

P14 125 1000 Matthew CHAM			Kawasaki ZX10R - MFM Track Bikes			
IDEAL LAP TIME : 53.071		BEST LAP TIME : 53.071		DIFFERENCE : 0.000		
LAP	SECTOR 1	SECTOR 2	LAP TIME	MPH	DIFF	TIME OF DAY
1 -		21.142	57.990	74.98	4.919	14:12:36.261
2 -	33.097	21.278	54.375	79.97	1.304	14:13:30.636
3 -	32.854	21.567	54.421	79.90	1.350	14:14:25.057
4 -	33.181	21.493	54.674	79.53	1.603	14:15:19.731
5 -	33.018	21.597	54.615	79.62	1.544	14:16:14.346
6 -	32.818	21.409	54.227	80.19	1.156	14:17:08.573
7 -	32.620	21.499	54.119	80.35	1.048	14:18:02.692
8 -	32.607	22.078	54.685	79.52	1.614	14:18:57.377
9 -	32.672	21.682	54.354	80.00	1.283	14:19:51.731
10 -	32.450	21.184	53.634 (2)	81.07	0.563	14:20:45.365
11 -	31.931	21.140	53.071 (1)	81.93		14:21:38.436
12 -	32.712	21.208	53.920 (3)	80.64	0.849	14:22:32.356

P15 96 1000 Pete SCOTT			Suzuki GSXR750 - South Hill MOT Centre			
IDEAL LAP TIME : 53.198		BEST LAP TIME : 53.482		DIFFERENCE : 0.284		
LAP	SECTOR 1	SECTOR 2	LAP TIME	MPH	DIFF	TIME OF DAY
1 -		21.912	1:02.637	69.42	9.155	14:12:40.908
2 -	33.873	21.415	55.288	78.65	1.806	14:13:36.196
3 -	33.592	21.556	55.148	78.85	1.666	14:14:31.344
4 -	32.549	21.025	53.574 (2)	81.17	0.092	14:15:24.918
5 -	32.173	21.309	53.482 (1)	81.30		14:16:18.400
6 -	32.458	21.275	53.733 (3)	80.92	0.251	14:17:12.133
7 -	32.738	21.251	53.989	80.54	0.507	14:18:06.122
8 -	32.854	21.574	54.428	79.89	0.946	14:19:00.550
9 -	32.573	21.289	53.862	80.73	0.380	14:19:54.412
10 -	32.396	21.963	54.359	79.99	0.877	14:20:48.771
11 -	32.689	21.397	54.086	80.40	0.604	14:21:42.857
12 -	32.589	21.162	53.751	80.90	0.269	14:22:36.608

BMCRC - MRO Championships 2022 - Rnd 9 @ Brands Hatch Indy

BMCRC Rookie 600 & 1000

RACE 12 - SECTOR ANALYSIS



SECTOR 1 = FL to I1, SECTOR 2 = I1 to FL, DIFF = Difference To Personal Best Lap, P = Crossed Finish Line in Pit Lane, D = Time Disallowed

P16 222 1000 Daniel MERCER			Honda CBR1000RR - Desperate Dan Racing			
IDEAL LAP TIME : 53.180		BEST LAP TIME : 53.703	DIFFERENCE : 0.523			
LAP	SECTOR 1	SECTOR 2	LAP TIME	MPH	DIFF	TIME OF DAY
1 -		21.866	1:02.264	69.84	8.561	14:12:40.535
2 -	33.711	20.983	54.694	79.50	0.991	14:13:35.229
3 -	32.527	21.288	53.815	80.80	0.112	14:14:29.044
4 -	33.540	21.266	54.806	79.34	1.103	14:15:23.850
5 -	32.684	21.019	53.703 (1)	80.97		14:16:17.553
6 -	32.763	20.956	53.719 (2)	80.95	0.016	14:17:11.272
7 -	32.502	21.231	53.733 (3)	80.92	0.030	14:18:05.005
8 -	32.276	21.462	53.738	80.92	0.035	14:18:58.743
9 -	33.492	21.317	54.809	79.34	1.106	14:19:53.552
10 -	32.224	22.913	55.137	78.86	1.434	14:20:48.689
11 -	33.241	21.483	54.724	79.46	1.021	14:21:43.413
12 -	32.913	21.422	54.335	80.03	0.632	14:22:37.748

P17 274 1000 Stewart LATIMER			Suzuki GSXR1000 R - Fat Bloke Racing RR			
IDEAL LAP TIME : 52.720		BEST LAP TIME : 52.720	DIFFERENCE : 0.000			
LAP	SECTOR 1	SECTOR 2	LAP TIME	MPH	DIFF	TIME OF DAY
1 -		22.168	1:02.117	70.00	9.397	14:12:40.388
2 -	36.213	21.685	57.898	75.10	5.178	14:13:38.286
3 -	32.911	21.490	54.401	79.93	1.681	14:14:32.687
4 -	32.999	21.561	54.560	79.70	1.840	14:15:27.247
5 -	32.857	21.482	54.339	80.02	1.619	14:16:21.586
6 -	32.630	21.179	53.809 (3)	80.81	1.089	14:17:15.395
7 -	32.608	21.426	54.034	80.47	1.314	14:18:09.429
8 -	32.713	21.434	54.147	80.31	1.427	14:19:03.576
9 -	32.490	21.207	53.697 (2)	80.98	0.977	14:19:57.273
10 -	33.074	21.504	54.578	79.67	1.858	14:20:51.851
11 -	32.624	21.187	53.811	80.81	1.091	14:21:45.662
12 -	32.094	20.626	52.720 (1)	82.48		14:22:38.382

P18 58 600 Paul NICHOLAS			Yamaha YZF R6 - MARLEY COMMS			
IDEAL LAP TIME : 51.975		BEST LAP TIME : 52.549	DIFFERENCE : 0.574			
LAP	SECTOR 1	SECTOR 2	LAP TIME	MPH	DIFF	TIME OF DAY
1 -		21.559	1:18.419	55.45	25.870	14:12:56.690
2 -	32.465	21.430	53.895	80.68	1.346	14:13:50.585
3 -	32.737	21.314	54.051	80.45	1.502	14:14:44.636
4 -	32.450	21.297	53.747	80.90	1.198	14:15:38.383
5 -	31.955	21.171	53.126	81.85	0.577	14:16:31.509
6 -	31.975	21.100	53.075 (3)	81.93	0.526	14:17:24.584
7 -	31.913	20.937	52.850 (2)	82.28	0.301	14:18:17.434
8 -	32.134	21.420	53.554	81.20	1.005	14:19:10.988
9 -	32.459	20.882	53.341	81.52	0.792	14:20:04.329
10 -	32.021	21.286	53.307	81.57	0.758	14:20:57.636
11 -	32.469	20.751	53.220	81.70	0.671	14:21:50.856
12 -	31.224	21.325	52.549 (1)	82.75		14:22:43.405

BMCRC - MRO Championships 2022 - Rnd 9 @ Brands Hatch Indy

BMCRC Rookie 600 & 1000

RACE 12 - SECTOR ANALYSIS



SECTOR 1 = FL to I1, SECTOR 2 = I1 to FL, DIFF = Difference To Personal Best Lap, P = Crossed Finish Line in Pit Lane, D = Time Disallowed

P19 41 600 Toby COOK			Triumph DAYTONA - Brixham Bodyworks			
IDEAL LAP TIME : 52.571		BEST LAP TIME : 52.790	DIFFERENCE : 0.219			
LAP	SECTOR 1	SECTOR 2	LAP TIME	MPH	DIFF	TIME OF DAY
1 -		21.550	1:18.750	55.22	25.960	14:12:57.021
2 -	32.786	21.256	54.042	80.46	1.252	14:13:51.063
3 -	32.589	21.013	53.602	81.12	0.812	14:14:44.665
4 -	32.079	20.853	52.932 (3)	82.15	0.142	14:15:37.597
5 -	32.320	21.109	53.429	81.39	0.639	14:16:31.026
6 -	32.173	21.004	53.177	81.77	0.387	14:17:24.203
7 -	31.840	21.079	52.919 (2)	82.17	0.129	14:18:17.122
8 -	32.496	21.452	53.948	80.60	1.158	14:19:11.070
9 -	32.022	21.135	53.157	81.80	0.367	14:20:04.227
10 -	31.868	21.328	53.196	81.74	0.406	14:20:57.423
11 -	31.718	21.072	52.790 (1)	82.37		14:21:50.213
12 -	31.931	21.341	53.272	81.63	0.482	14:22:43.485

P20 28 600 Tom WALKER			Honda CBR600RR - RWRacing			
IDEAL LAP TIME : 52.569		BEST LAP TIME : 52.654	DIFFERENCE : 0.085			
LAP	SECTOR 1	SECTOR 2	LAP TIME	MPH	DIFF	TIME OF DAY
1 -		21.765	1:19.223	54.89	26.569	14:12:57.494
2 -	33.270	21.236	54.506	79.78	1.852	14:13:52.000
3 -	32.464	21.103	53.567	81.18	0.913	14:14:45.567
4 -	32.085	21.158	53.243	81.67	0.589	14:15:38.810
5 -	32.210	20.911	53.121 (3)	81.86	0.467	14:16:31.931
6 -	32.312	20.737	53.049 (2)	81.97	0.395	14:17:24.980
7 -	32.149	21.080	53.229	81.69	0.575	14:18:18.209
8 -	31.886	21.819	53.705	80.97	1.051	14:19:11.914
9 -	31.971	20.683	52.654 (1)	82.58		14:20:04.568
10 -	32.006	21.384	53.390	81.44	0.736	14:20:57.958
11 -	33.023	22.389	55.412	78.47	2.758	14:21:53.370

P21 84 1000 Colin McPHERSON			Kawasaki ZX10R -			
IDEAL LAP TIME : 54.919		BEST LAP TIME : 55.018	DIFFERENCE : 0.099			
LAP	SECTOR 1	SECTOR 2	LAP TIME	MPH	DIFF	TIME OF DAY
1 -		22.344	1:03.493	68.48	8.475	14:12:41.764
2 -	34.576	21.893	56.469	77.00	1.451	14:13:38.233
3 -	34.105	21.888	55.993	77.66	0.975	14:14:34.226
4 -	33.666	21.884	55.550	78.28	0.532	14:15:29.776
5 -	33.698	21.912	55.610	78.19	0.592	14:16:25.386
6 -	33.209	21.890	55.099 (2)	78.92	0.081	14:17:20.485
7 -	33.520	22.099	55.619	78.18	0.601	14:18:16.104
8 -	33.540	22.062	55.602	78.20	0.584	14:19:11.706
9 -	33.564	21.973	55.537	78.30	0.519	14:20:07.243
10 -	33.035	21.983	55.018 (1)	79.03		14:21:02.261
11 -	33.338	22.049	55.387 (3)	78.51	0.369	14:21:57.648

P22 124 600 Mark STRUTT			Yamaha R6 - Myself			
IDEAL LAP TIME : 53.739		BEST LAP TIME : 53.935	DIFFERENCE : 0.196			
LAP	SECTOR 1	SECTOR 2	LAP TIME	MPH	DIFF	TIME OF DAY
1 -		21.947	1:20.802	53.81	26.867	14:12:59.073
2 -	33.244	21.484	54.728	79.45	0.793	14:13:53.801
3 -	32.860	21.449	54.309	80.07	0.374	14:14:48.110
4 -	32.951	21.470	54.421	79.90	0.486	14:15:42.531
5 -	32.581	21.419	54.000 (3)	80.52	0.065	14:16:36.531
6 -	33.111	21.580	54.691	79.51	0.756	14:17:31.222
7 -	33.035	21.731	54.766	79.40	0.831	14:18:25.988
8 -	33.232	21.423	54.655	79.56	0.720	14:19:20.643
9 -	32.965	21.603	54.568	79.69	0.633	14:20:15.211
10 -	32.578	21.357	53.935 (1)	80.62		14:21:09.146
11 -	32.382	21.577	53.959 (2)	80.59	0.024	14:22:03.105

BMCRC - MRO Championships 2022 - Rnd 9 @ Brands Hatch Indy

BMCRC Rookie 600 & 1000

RACE 12 - SECTOR ANALYSIS



SECTOR 1 = FL to I1, SECTOR 2 = I1 to FL, DIFF = Difference To Personal Best Lap, P = Crossed Finish Line in Pit Lane, D = Time Disallowed

P23 825 600 Cody OWENS			Suzuki GSXR 600 -			
IDEAL LAP TIME : 54.656			BEST LAP TIME : 54.753		DIFFERENCE : 0.097	
LAP	SECTOR 1	SECTOR 2	LAP TIME	MPH	DIFF	TIME OF DAY
1 -		22.191	1:21.658	53.25	26.905	14:12:59.929
2 -	34.186	21.714	55.900	77.79	1.147	14:13:55.829
3 -	33.512	21.955	55.467	78.39	0.714	14:14:51.296
4 -	33.285	21.855	55.140 (2)	78.86	0.387	14:15:46.436
5 -	32.942	21.811	54.753 (1)	79.42		14:16:41.189
6 -	33.219	21.923	55.142 (3)	78.86	0.389	14:17:36.331
7 -	33.172	22.020	55.192	78.79	0.439	14:18:31.523
8 -	33.539	22.159	55.698	78.07	0.945	14:19:27.221
9 -	33.712	21.807	55.519	78.32	0.766	14:20:22.740
10 -	33.601	22.603	56.204	77.37	1.451	14:21:18.944
11 -	34.177	22.254	56.431	77.06	1.678	14:22:15.375

P24 395 600 William NICHOLLS			Yamaha R6 - Will Nicholls Farriery			
IDEAL LAP TIME : 56.495			BEST LAP TIME : 56.697		DIFFERENCE : 0.202	
LAP	SECTOR 1	SECTOR 2	LAP TIME	MPH	DIFF	TIME OF DAY
1 -		23.069	1:26.413	50.32	29.716	14:13:04.684
2 -	36.964	22.779	59.743	72.78	3.046	14:14:04.427
3 -	35.142	23.250	58.392	74.47	1.695	14:15:02.819
4 -	35.817	23.865	59.682	72.86	2.985	14:16:02.501
5 -	35.414	22.892	58.306	74.58	1.609	14:17:00.807
6 -	34.390	22.474	56.864 (3)	76.47	0.167	14:17:57.671
7 -	34.352	22.345	56.697 (1)	76.69		14:18:54.368
8 -	34.580	22.143	56.723 (2)	76.66	0.026	14:19:51.091
9 -	34.633	23.716	58.349	74.52	1.652	14:20:49.440
10 -	35.135	22.257	57.392	75.77	0.695	14:21:46.832
11 -	35.740	22.520	58.260	74.64	1.563	14:22:45.092

P25 65 600 Francesco MONTINI			Triumph DAYTONA 675R - Sara Johnson			
IDEAL LAP TIME : 57.790			BEST LAP TIME : 57.838		DIFFERENCE : 0.048	
LAP	SECTOR 1	SECTOR 2	LAP TIME	MPH	DIFF	TIME OF DAY
1 -		24.709	1:25.742	50.71	27.904	14:13:04.013
2 -	35.847	23.399	59.246	73.39	1.408	14:14:03.259
3 -	35.841	23.482	59.323	73.30	1.485	14:15:02.582
4 -	35.765	23.513	59.278	73.35	1.440	14:16:01.860
5 -	35.607	23.869	59.476	73.11	1.638	14:17:01.336
6 -	35.230	23.103	58.333 (2)	74.54	0.495	14:17:59.669
7 -	34.917	22.921	57.838 (1)	75.18		14:18:57.507
8 -	35.699	23.134	58.833	73.91	0.995	14:19:56.340
9 -	35.733	22.873	58.606 (3)	74.20	0.768	14:20:54.946
10 -	35.775	22.956	58.731	74.04	0.893	14:21:53.677

P26 123 1000 James VINCER			Yamaha YZFR1 - Keam Electrical Services			
IDEAL LAP TIME : 53.870			BEST LAP TIME : 53.870		DIFFERENCE : 0.000	
LAP	SECTOR 1	SECTOR 2	LAP TIME	MPH	DIFF	TIME OF DAY
1 -		21.739	1:01.293	70.94	7.423	14:12:39.564
2 -	33.122	21.785	54.907 (2)	79.19	1.037	14:13:34.471
3 -	32.686	21.184	53.870 (1)	80.72		14:14:28.341

P27 36 1000 Alan MORGAN			Suzuki GSXR 1000 - Little Duck Racing			
IDEAL LAP TIME :			BEST LAP TIME :		DIFFERENCE :	
LAP	SECTOR 1	SECTOR 2	LAP TIME	MPH	DIFF	TIME OF DAY
1 -		21.798	1:00.670	71.67		14:12:38.941

BMCRC - MRO Championships 2022 - Rnd 9 @ Brands Hatch Indy

BMCRC Rookie 600 & 1000

RACE 12 - BEST SECTORS

SECTOR 1			SECTOR 2			IDEAL / BEST COMPARISON						
POS	NO	NAME	TIME	NO	NAME	TIME	POS	NO	NAME	IDEAL	BEST	DIFF
									PERFECT LAP	49.482		
1	449	WALLINGTON	29.663	87	THOMPSON	19.819	1	449	WALLINGTON	49.656	49.722	0.066
2	87	THOMPSON	30.038	334	BRANDISH	19.831	2	87	THOMPSON	49.857	49.957	0.100
3	29	SHEPPHARD	30.453	449	WALLINGTON	19.993	3	334	BRANDISH	50.290	50.517	0.227
4	334	BRANDISH	30.459	23	HINCHCLIFFE	20.212	4	29	SHEPPHARD	50.676	50.894	0.218
5	23	HINCHCLIFFE	30.528	29	SHEPPHARD	20.223	5	23	HINCHCLIFFE	50.740	50.770	0.030
6	141	ROSS	30.773	141	ROSS	20.422	6	141	ROSS	51.195	51.229	0.034
7	37	DAVEY	31.045	81	HARTLE	20.484	7	20	MILES	51.544	51.567	0.023
8	20	MILES	31.056	20	MILES	20.488	8	81	HARTLE	51.748	51.748	0.000
9	58	NICHOLAS	31.224	34	CHEESEMAN	20.594	9	37	DAVEY	51.864	52.083	0.219
10	81	HARTLE	31.264	274	LATIMER	20.626	10	34	CHEESEMAN	51.928	51.928	0.000
11	34	CHEESEMAN	31.334	28	WALKER	20.683	11	58	NICHOLAS	51.975	52.549	0.574
12	50	PAES	31.644	50	PAES	20.751	12	50	PAES	52.395	52.395	0.000
13	41	COOK	31.718	58	NICHOLAS	20.751	13	28	WALKER	52.569	52.654	0.085
14	224	HEALEY	31.808	37	DAVEY	20.819	14	41	COOK	52.571	52.790	0.219
15	281	FARLEY	31.847	281	FARLEY	20.826	15	281	FARLEY	52.673	52.791	0.118
16	28	WALKER	31.886	41	COOK	20.853	16	274	LATIMER	52.720	52.720	0.000
17	125	CHAM	31.931	222	MERCER	20.956	17	224	HEALEY	52.862	52.996	0.134
18	274	LATIMER	32.094	96	SCOTT	21.025	18	125	CHAM	53.071	53.071	0.000
19	96	SCOTT	32.173	224	HEALEY	21.054	19	222	MERCER	53.180	53.703	0.523
20	222	MERCER	32.224	125	CHAM	21.140	20	96	SCOTT	53.198	53.482	0.284
21	124	STRUTT	32.382	123	VINCER	21.184	21	124	STRUTT	53.739	53.935	0.196
22	123	VINCER	32.686	124	STRUTT	21.357	22	123	VINCER	53.870	53.870	0.000
23	825	OWENS	32.942	825	OWENS	21.714	23	825	OWENS	54.656	54.753	0.097
24	84	McPHERSON	33.035	36	MORGAN	21.798	24	84	McPHERSON	54.919	55.018	0.099
25	395	NICHOLLS	34.352	84	McPHERSON	21.884	25	395	NICHOLLS	56.495	56.697	0.202
26	65	MONTINI	34.917	395	NICHOLLS	22.143	26	65	MONTINI	57.790	57.838	0.048
27				65	MONTINI	22.873	27	36	MORGAN			

BMCRC - MRO Championships 2022 - Rnd 9 @ Brands Hatch Indy

BMCRC Rookie 600 & 1000

RACE 12 - STATISTICS

Competitors Started 27
Planned Start 2022-10-02 @ 14:40:00.000
Actual Start 2022-10-02 @ 14:11:38.270
Finish Time 2022-10-02 @ 14:21:51.714
Track Length 1.2079mi.
Total Laps 297
Total Distance Covered 358.7598mi.

Session Fastest Lap History

NO	CL	NAME	LAP TIME	TIME OF DAY	LAP	VEHICLE
87	1000	Karl THOMPSON	51.897	14:13:26.259	2	Yamaha R1
334	1000	Anthony BRANDISH	51.667	14:13:26.473	2	Suzuki GSXR 1000
449	1000	Luke WALLINGTON	50.505	14:13:26.808	2	Yamaha R1
449	1000	Luke WALLINGTON	50.166	14:16:50.287	6	Yamaha R1
449	1000	Luke WALLINGTON	50.085	14:17:40.372	7	Yamaha R1
87	1000	Karl THOMPSON	49.957	14:17:40.682	7	Yamaha R1
449	1000	Luke WALLINGTON	49.722	14:21:51.730	12	Yamaha R1

Session Leader History

NO	CL	NAME	FROM LAP	LAPS LED	DISTANCE	VEHICLE
87	1000	Karl THOMPSON	1	4	4.83 miles	Yamaha R1
449	1000	Luke WALLINGTON	5	8	9.66 miles	Yamaha R1

Flag History

TYPE	TIME OF DAY
GREEN	14:11:38.270
FINISH	14:21:51.714

Flag Statistics

TYPE	COUNT	TOTAL LAPS	TOTAL TIME
Green	1	12	11:14.816
Red	0	0	0.000
Safety Car	0	0	0.000
FCY	0	0	0.000

BMCRC - MRO Championships 2022 - Rnd 9 @ Brands Hatch Indy

BMCRC Rookie 600 & 1000

RACE 12 - STATISTICS

CLASS : 1000

17 Starters

Fastest Lap History

NO	NAME	LAP TIME	TIME OF DAY	LAP	VEHICLE
87	Karl THOMPSON	51.897	14:13:26.259	2	Yamaha R1
334	Anthony BRANDISH	51.667	14:13:26.473	2	Suzuki GSXR 1000
449	Luke WALLINGTON	50.505	14:13:26.808	2	Yamaha R1
449	Luke WALLINGTON	50.166	14:16:50.287	6	Yamaha R1
449	Luke WALLINGTON	50.085	14:17:40.372	7	Yamaha R1
87	Karl THOMPSON	49.957	14:17:40.682	7	Yamaha R1
449	Luke WALLINGTON	49.722	14:21:51.730	12	Yamaha R1

Leader History

NO	NAME	FROM LAP	LAPS LED	DISTANCE	VEHICLE
87	Karl THOMPSON	1	4	4.83 miles	Yamaha R1
449	Luke WALLINGTON	5	8	9.66 miles	Yamaha R1

BMCRC - MRO Championships 2022 - Rnd 9 @ Brands Hatch Indy

BMCRC Rookie 600 & 1000

RACE 12 - STATISTICS

CLASS : 600

10 Starters

Fastest Lap History

NO	NAME	LAP TIME	TIME OF DAY	LAP	VEHICLE
141	Henry ROSS	52.901	14:13:47.304	2	Yamaha R6
20	Nathan MILES	52.883	14:13:47.768	2	Triumph DAYTONA
29	Michael SHEPPHARD	52.851	14:13:47.839	2	Kawasaki ZX6R
141	Henry ROSS	52.365	14:14:39.669	3	Yamaha R6
29	Michael SHEPPHARD	51.843	14:14:39.673	3	Kawasaki ZX6R
29	Michael SHEPPHARD	51.014	14:15:30.696	4	Kawasaki ZX6R
29	Michael SHEPPHARD	51.012	14:16:21.708	5	Kawasaki ZX6R
29	Michael SHEPPHARD	50.894	14:20:40.639	10	Kawasaki ZX6R

Leader History

NO	NAME	FROM LAP	LAPS LED	DISTANCE	VEHICLE
141	Henry ROSS	1	3	3.62 miles	Yamaha R6
29	Michael SHEPPHARD	4	9	10.87 miles	Kawasaki ZX6R

RKB-F1
MOTORSPORT



RKB MOTORSPORT / BREITENBACH RENNSPORT F1 & F2 SIDECARS



BMCRC-MRO Championships - Round 9
Brands Hatch Indy
1st / 2nd October 2022



Timing & Results Provided by Timing Solutions Ltd

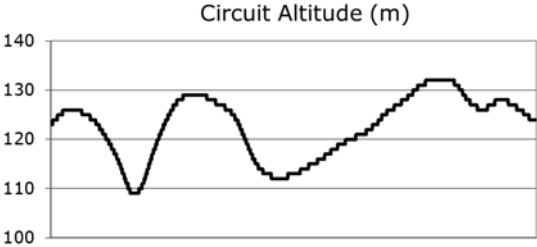
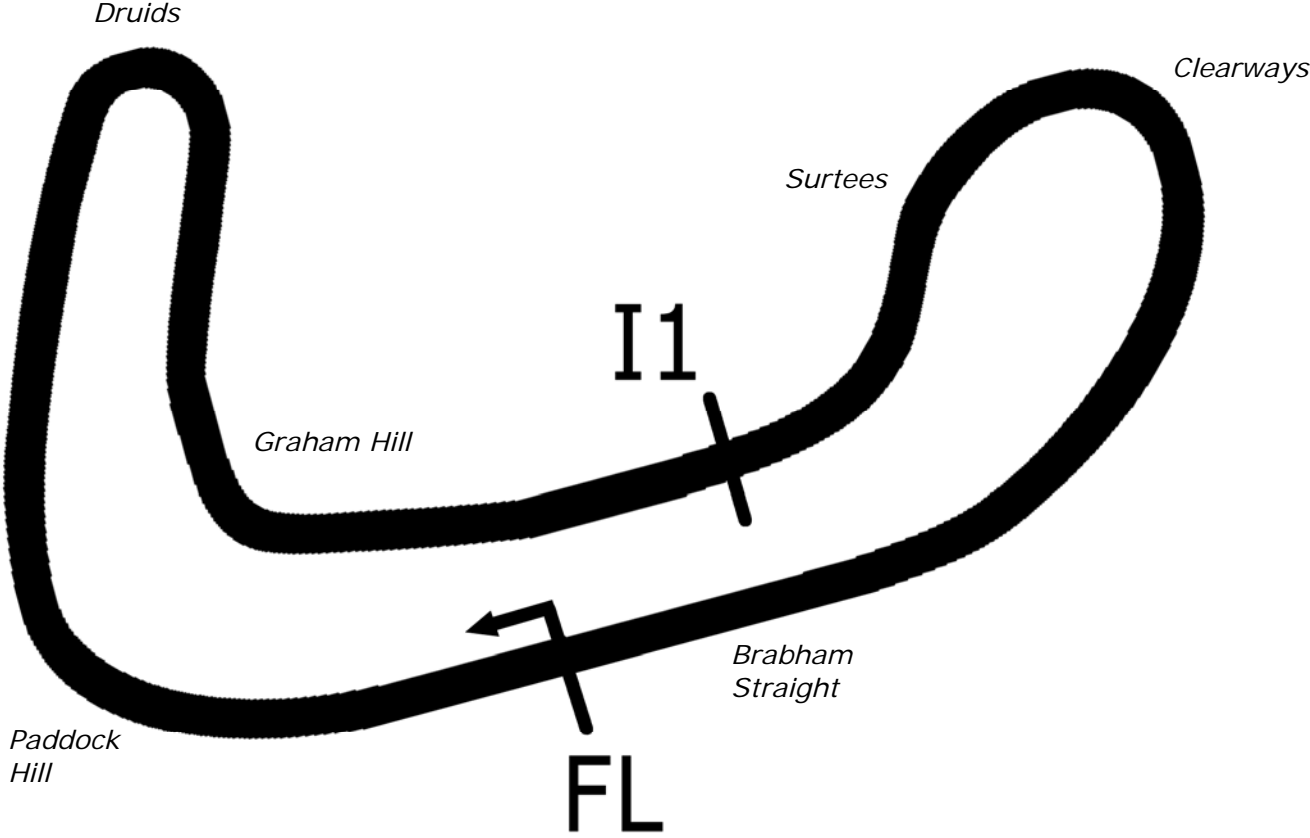
www.tsl-timing.com

Brands Hatch Indy



SPORTS TIMING

TIMING SOLUTIONS LTD



Length	1.2079 miles	1944.0 m	
FL		51.36032 N	0.26032 E
I1	1112m	51.35934 N	0.25955 E
Pit Entry	1669m	51.35911 N	0.25743 E
Pit Exit	26m after FL	51.36027 N	0.26078 E
Pit Entry–Pit Exit 277m, 16.6s @60kph, 12.4s @80kph			



BMCRC - MRO Championships 2022 - Rnd 9 @ Brands Hatch Indy

BMCRC-RKB F1 & F2 Sidecars

QUALIFYING - CLASSIFICATION

POS	NO	CL	PIC NAME	ENTRY	TIME	ON	LAPS	GAP	DIFF	MPH
1	32	F1	1 GUY / PILMOOR-BRADY	LCR SUZUKI -	53.081	10	10			81.92
2	3	F2	1 ATKINSON / SMITH	Bellas Honda - Artic	53.700	10	12	0.619	0.619	80.97
3	69	F2	2 LAMBERT / JAVENS	Honda LCR - graham anne ward	53.792	13	13	0.711	0.092	80.84
4	117	F1	2 POTTINGER / DODD	LCR Yamaha - GB Precision Eng/Opal Fabrication	54.172	11	11	1.091	0.380	80.27
5	33	F2	3 HEGARTY / NEAVE	Christie HONDA -	54.828	6	6	1.747	0.656	79.31
6	22	F2	4 PEARSON / PARKER	LCR Suzuki - Pearson Parker Racing	55.260	9	11	2.179	0.432	78.69
7	25	F1	3 MACLAURIN / HOPE	Ars1 YAMAHA R6 - Amr	55.366	9	10	2.285	0.106	78.54
8	60	F2	5 TOM QUAYE / THO. QUAYE	MRE SUZUKI - Meon Valley Racing	55.422	13	13	2.341	0.056	78.46
9	23	F2	6 SAUNDERS / HULME	Baker HONDA - Vacuum & Pressure Leeds	55.843	11	13	2.762	0.421	77.87
10	28	F2	7 KING / SIGSWORTH	Lumley Ireson F2 - Townsend Motors	55.854	11	13	2.773	0.011	77.85
11	39	F2	8 MOORE / DODD	Ireson HONDA - MDK office seating,LPC,LBS racing	56.067	6	7	2.986	0.213	77.56
12	65	F1	4 FAIERS / PLUCKROSE	Windle YAMAHA - AWracing ltd	56.236	11	11	3.155	0.169	77.32
13	58	F2	9 L. EASTELL / M. EASTELL	Shelbourne R6 - Lee Eastell Engineering services ltd	56.629	6	10	3.548	0.393	76.79
14	62	F1	5 WRIGHT / BAILEY	Yamaha RYDE F998 - Stainless Steel Designs Ltd.	57.176	6	6	4.095	0.547	76.05
15	37	F2	10 MORPHET / REILLY	LCR Suzuki -	57.354	10	12	4.273	0.178	75.82
16	38	F2	11 MOSS / GEDDES	Shelbourne YAMAHA R6 - LifeSafety Motorsport - Cha	57.671	10	12	4.590	0.317	75.40
17	67	F1	6 JEFFREY / FIELD	Windle F1 - MJP/wesso racing	57.678	12	12	4.597	0.007	75.39
18	20*	F2	12 HANDCOCK / BEVAN	Shelbourne F2 - r j contracting	57.755	12	12	4.674	0.077	75.29
19	11*	F2	13 GILBERT / GIBBONS	Shelbourne HONDA - West Ewell fencing	58.269	2	2	5.188	0.514	74.62
20	167	F2	14 PETTMAN / DAWKINS	Windle 600 YAMAHA - Wesso Racing	1:00.034	10	11	6.953	1.765	72.43
21	911*	F2	15 PHILLIPS / EDWARDS	MRE F2 - Apexx Flooring	1:01.001	10	12	7.920	0.967	71.28
22	19	F1	7 MACBRIDE / THOMPSON	LCR YAMAHA 600 - Lifesafety Motorsport	1:06.520	8	8	13.439	5.519	65.37
23	188	F1	8 BEST / PYMM	LCR KAWASAKI ZX10R - Ecosse Consulting Ltd	1:07.305	3	5	14.224	0.785	64.61
24	30	F2	16 BUTLER / THOMAS	Ireson F2 - MDK Office Seating Ltd	1:10.484	2	4	17.403	3.179	61.69

* No. 11, 20, 911 - Please fit a working transponder

Weather / Track : Cloudy / Dry

These results are provisional until the conclusion of any judicial and technical matters.

Brands Hatch Indy: 1.2079 miles
Date: 01/10/2022 Start: 10:24 Finish: 10:37

Clerk Of Course :	Stewards :	Timekeeper : <i>Craig Smith</i>
-------------------	------------	------------------------------------

Results can be found at www.tsl-timing.com

Printed - 10:38 Saturday, 01 October 2022



BMCRC - MRO Championships 2022 - Rnd 9 @ Brands Hatch Indy

BMCRC-RKB F1 & F2 Sidecars

QUALIFYING - SECTOR ANALYSIS



SECTOR 1 = FL to I1, SECTOR 2 = I1 to FL, DIFF = Difference To Personal Best Lap, P = Crossed Finish Line in Pit Lane, D = Time Disallowed

P1 32 F1		GUY / PILMOOR-BRADY		LCR SUZUKI -		
IDEAL LAP TIME : 52.708		BEST LAP TIME : 53.081		DIFFERENCE : 0.373		
LAP	SECTOR 1	SECTOR 2	LAP TIME	MPH	DIFF	TIME OF DAY
1 -	OUTLAP	24.736	1:09.614	62.46	16.533	10:27:24.258
2 -	34.519	22.939	57.458	75.68	4.377	10:28:21.716
3 -	34.703	22.237	56.940	76.37	3.859	10:29:18.656
4 -	33.891	22.019	55.910	77.77	2.829	10:30:14.566
5 -	33.898	23.197	57.095	76.16	4.014	10:31:11.661
6 -	33.250	23.961	57.211	76.00	4.130	10:32:08.872
7 -	31.500	22.140	53.640 (2)	81.07	0.559	10:33:02.512
8 -	33.067	22.877	55.944	77.73	2.863	10:33:58.456
9 -	33.594	21.646	55.240 (3)	78.72	2.159	10:34:53.696
10 -	31.873	21.208	53.081 (1)	81.92		10:35:46.777

P2 3 F2		ATKINSON / SMITH		Bellas Honda - Artic		
IDEAL LAP TIME : 53.700		BEST LAP TIME : 53.700		DIFFERENCE : 0.000		
LAP	SECTOR 1	SECTOR 2	LAP TIME	MPH	DIFF	TIME OF DAY
1 -	OUTLAP	24.090	1:07.303	64.61	13.603	10:27:19.174
2 -	36.504	23.499	1:00.003	72.47	6.303	10:28:19.177
3 -	34.680	22.989	57.669	75.40	3.969	10:29:16.846
4 -	35.523	22.228	57.751	75.29	4.051	10:30:14.597
5 -	33.680	22.950	56.630	76.78	2.930	10:31:11.227
6 -	33.440	24.114	57.554	75.55	3.854	10:32:08.781
7 -	33.654	22.717	56.371	77.14	2.671	10:33:05.152
8 -	32.588	22.123	54.711	79.48	1.011	10:33:59.863
9 -	33.648	22.695	56.343	77.18	2.643	10:34:56.206
10 -	32.194	21.506	53.700 (1)	80.97		10:35:49.906
11 -	32.254	22.298	54.552 (3)	79.71	0.852	10:36:44.458
12 -	32.476	21.605	54.081 (2)	80.40	0.381	10:37:38.539

P3 69 F2		LAMBERT / JAVENS		Honda LCR - graham anne ward		
IDEAL LAP TIME : 53.391		BEST LAP TIME : 53.792		DIFFERENCE : 0.401		
LAP	SECTOR 1	SECTOR 2	LAP TIME	MPH	DIFF	TIME OF DAY
1 -	35.706	22.854	58.560	74.25	4.768	10:26:32.666
2 -	32.820	22.586	55.406	78.48	1.614	10:27:28.072
3 -	33.071	22.065	55.136	78.87	1.344	10:28:23.208
4 -	33.018	22.080	55.098	78.92	1.306	10:29:18.306
5 -	33.640	21.707	55.347	78.56	1.555	10:30:13.653
6 -	32.684	IN PIT	1:30.140 P	48.24	36.348	10:31:43.793
7 -	OUTLAP	21.854	1:00.113	72.34	6.321	10:32:43.906
8 -	32.851	21.909	54.760	79.41	0.968	10:33:38.666
9 -	31.767	22.144	53.911 (2)	80.66	0.119	10:34:32.577
10 -	32.377	21.624	54.001 (3)	80.52	0.209	10:35:26.578
11 -	32.138	22.241	54.379	79.96	0.587	10:36:20.957
12 -	32.398	22.327	54.725	79.46	0.933	10:37:15.682
13 -	32.022	21.770	53.792 (1)	80.84		10:38:09.474

P4 117 F1		POTTINGER / DODD		LCR Yamaha - GB Precision Eng/Opal Fabrication		
IDEAL LAP TIME : 54.172		BEST LAP TIME : 54.172		DIFFERENCE : 0.000		
LAP	SECTOR 1	SECTOR 2	LAP TIME	MPH	DIFF	TIME OF DAY
1 -	OUTLAP	26.198	1:10.810	61.41	16.638	10:27:50.410
2 -	38.038	25.460	1:03.498	68.48	9.326	10:28:53.908
3 -	37.351	24.421	1:01.772	70.39	7.600	10:29:55.680
4 -	37.138	24.630	1:01.768	70.40	7.596	10:30:57.448
5 -	36.056	23.550	59.606	72.95	5.434	10:31:57.054
6 -	33.481	22.695	56.176	77.41	2.004	10:32:53.230
7 -	32.579	22.300	54.879 (3)	79.23	0.707	10:33:48.109
8 -	32.746	22.816	55.562	78.26	1.390	10:34:43.671
9 -	34.123	24.586	58.709	74.07	4.537	10:35:42.380
10 -	32.842	21.972	54.814 (2)	79.33	0.642	10:36:37.194
11 -	32.263	21.909	54.172 (1)	80.27		10:37:31.366

BMCRC - MRO Championships 2022 - Rnd 9 @ Brands Hatch Indy

BMCRC-RKB F1 & F2 Sidecars

QUALIFYING - SECTOR ANALYSIS



SECTOR 1 = FL to I1, SECTOR 2 = I1 to FL, DIFF = Difference To Personal Best Lap, P = Crossed Finish Line in Pit Lane, D = Time Disallowed

P5 33 F2 HEGARTY / NEAVE			Christie HONDA -			
IDEAL LAP TIME : 54.690		BEST LAP TIME : 54.828		DIFFERENCE : 0.138		
LAP	SECTOR 1	SECTOR 2	LAP TIME	MPH	DIFF	TIME OF DAY
1 -	36.261	23.513	59.774	72.75	4.946	10:26:18.358
2 -	36.162	22.582	58.744	74.02	3.916	10:27:17.102
3 -	33.848	23.080	56.928	76.38	2.100	10:28:14.030
4 -	33.399	22.210	55.609 (2)	78.19	0.781	10:29:09.639
5 -	32.923	23.114	56.037 (3)	77.60	1.209	10:30:05.676
6 -	32.788	22.040	54.828 (1)	79.31		10:31:00.504

P6 22 F2 PEARSON / PARKER			LCR Suzuki - Pearson Parker Racing			
IDEAL LAP TIME : 54.977		BEST LAP TIME : 55.260		DIFFERENCE : 0.283		
LAP	SECTOR 1	SECTOR 2	LAP TIME	MPH	DIFF	TIME OF DAY
1 -	38.236	23.665	1:01.901	70.25	6.641	10:26:29.985
2 -	34.613	23.852	58.465	74.37	3.205	10:27:28.450
3 -	34.212	22.788	57.000	76.29	1.740	10:28:25.450
4 -	33.727	22.537	56.264	77.28	1.004	10:29:21.714
5 -	35.719	22.798	58.517	74.31	3.257	10:30:20.231
6 -	33.431	22.636	56.067	77.56	0.807	10:31:16.298
7 -	33.667	22.650	56.317	77.21	1.057	10:32:12.615
8 -	33.317	23.306	56.623	76.79	1.363	10:33:09.238
9 -	32.706	22.554	55.260 (1)	78.69		10:34:04.498
10 -	32.803	22.536	55.339 (2)	78.58	0.079	10:34:59.837
11 -	33.651	22.271	55.922 (3)	77.76	0.662	10:35:55.759

P7 25 F1 MACLAURIN / HOPE			Ars1 YAMAHA R6 - Amr			
IDEAL LAP TIME : 55.358		BEST LAP TIME : 55.366		DIFFERENCE : 0.008		
LAP	SECTOR 1	SECTOR 2	LAP TIME	MPH	DIFF	TIME OF DAY
1 -	OUTLAP	25.557	1:09.121	62.91	13.755	10:28:05.072
2 -	37.204	24.450	1:01.654	70.53	6.288	10:29:06.726
3 -	36.316	24.200	1:00.516	71.85	5.150	10:30:07.242
4 -	36.570	24.980	1:01.550	70.65	6.184	10:31:08.792
5 -	35.620	24.317	59.937	72.55	4.571	10:32:08.729
6 -	33.737	IN PIT	1:57.934 P	36.87	1:02.568	10:34:06.663
7 -	OUTLAP	23.683	1:02.428	69.65	7.062	10:35:09.091
8 -	33.520	22.439	55.959 (2)	77.71	0.593	10:36:05.050
9 -	32.919	22.447	55.366 (1)	78.54		10:37:00.416
10 -	35.194	23.581	58.775 (3)	73.98	3.409	10:37:59.191

P8 60 F2 TOM QUAYE / THO. QUAYE			MRE SUZUKI - Meon Valley Racing			
IDEAL LAP TIME : 54.966		BEST LAP TIME : 55.422		DIFFERENCE : 0.456		
LAP	SECTOR 1	SECTOR 2	LAP TIME	MPH	DIFF	TIME OF DAY
1 -	39.609	24.869	1:04.478	67.44	9.056	10:26:39.028
2 -	37.475	23.508	1:00.983	71.30	5.561	10:27:40.011
3 -	34.953	22.819	57.772	75.27	2.350	10:28:37.783
4 -	34.698	23.959	58.657	74.13	3.235	10:29:36.440
5 -	34.703	22.471	57.174	76.05	1.752	10:30:33.614
6 -	34.040	23.546	57.586	75.51	2.164	10:31:31.200
7 -	34.380	22.265	56.645	76.76	1.223	10:32:27.845
8 -	34.145	22.755	56.900	76.42	1.478	10:33:24.745
9 -	34.314	22.256	56.570	76.87	1.148	10:34:21.315
10 -	32.960	22.946	55.906 (2)	77.78	0.484	10:35:17.221
11 -	33.767	23.042	56.809	76.54	1.387	10:36:14.030
12 -	34.391	22.006	56.397 (3)	77.10	0.975	10:37:10.427
13 -	33.316	22.106	55.422 (1)	78.46		10:38:05.849

BMCRC - MRO Championships 2022 - Rnd 9 @ Brands Hatch Indy

BMCRC-RKB F1 & F2 Sidecars

QUALIFYING - SECTOR ANALYSIS



SECTOR 1 = FL to I1, SECTOR 2 = I1 to FL, DIFF = Difference To Personal Best Lap, P = Crossed Finish Line in Pit Lane, D = Time Disallowed

P9 23 F2 SAUNDERS / HULME		Baker HONDA - Vacuum & Pressure Leads				
IDEAL LAP TIME : 55.555		BEST LAP TIME : 55.843		DIFFERENCE : 0.288		
LAP	SECTOR 1	SECTOR 2	LAP TIME	MPH	DIFF	TIME OF DAY
1 -	40.020	24.589	1:04.609	67.30	8.766	10:26:43.759
2 -	36.922	24.316	1:01.238	71.01	5.395	10:27:44.997
3 -	35.496	23.549	59.045	73.64	3.202	10:28:44.042
4 -	35.092	23.503	58.595	74.21	2.752	10:29:42.637
5 -	35.850	23.313	59.163	73.50	3.320	10:30:41.800
6 -	34.937	22.803	57.740	75.31	1.897	10:31:39.540
7 -	33.842	22.912	56.754	76.62	0.911	10:32:36.294
8 -	34.314	22.869	57.183	76.04	1.340	10:33:33.477
9 -	35.802	22.520	58.322	74.56	2.479	10:34:31.799
10 -	33.910	22.611	56.521 (3)	76.93	0.678	10:35:28.320
11 -	33.345	22.498	55.843 (1)	77.87		10:36:24.163
12 -	33.672	22.210	55.882 (2)	77.81	0.039	10:37:20.045
13 -	34.058	22.620	56.678	76.72	0.835	10:38:16.723

P10 28 F2 KING / SIGSWORTH		Lumley Ireson F2 - Townsend Motors				
IDEAL LAP TIME : 55.854		BEST LAP TIME : 55.854		DIFFERENCE : 0.000		
LAP	SECTOR 1	SECTOR 2	LAP TIME	MPH	DIFF	TIME OF DAY
1 -	39.177	24.627	1:03.804	68.15	7.950	10:26:44.569
2 -	37.221	23.994	1:01.215	71.03	5.361	10:27:45.784
3 -	35.721	23.423	59.144	73.52	3.290	10:28:44.928
4 -	34.662	23.276	57.938	75.05	2.084	10:29:42.866
5 -	34.332	22.991	57.323	75.86	1.469	10:30:40.189
6 -	33.703	22.359	56.062 (2)	77.56	0.208	10:31:36.251
7 -	35.116	22.520	57.636	75.44	1.782	10:32:33.887
8 -	34.300	22.711	57.011	76.27	1.157	10:33:30.898
9 -	35.180	22.640	57.820	75.20	1.966	10:34:28.718
10 -	33.897	22.368	56.265 (3)	77.28	0.411	10:35:24.983
11 -	33.605	22.249	55.854 (1)	77.85		10:36:20.837
12 -	33.710	22.619	56.329	77.20	0.475	10:37:17.166
13 -	34.441	22.777	57.218	76.00	1.364	10:38:14.384

P11 39 F2 MOORE / DODD		Ireson HONDA - MDK office seating,LPC,LBS racing				
IDEAL LAP TIME : 56.067		BEST LAP TIME : 56.067		DIFFERENCE : 0.000		
LAP	SECTOR 1	SECTOR 2	LAP TIME	MPH	DIFF	TIME OF DAY
1 -	38.049	24.690	1:02.739	69.31	6.672	10:26:49.199
2 -	35.081	23.311	58.392	74.47	2.325	10:27:47.591
3 -	34.349	23.471	57.820 (3)	75.20	1.753	10:28:45.411
4 -	34.636	23.514	58.150	74.78	2.083	10:29:43.561
5 -	34.466	22.777	57.243 (2)	75.96	1.176	10:30:40.804
6 -	33.355	22.712	56.067 (1)	77.56		10:31:36.871
7 -	35.002	23.556	58.558	74.26	2.491	10:32:35.429

P12 65 F1 FAIERS / PLUCKROSE		Windle YAMAHA - AWracing ltd				
IDEAL LAP TIME : 56.236		BEST LAP TIME : 56.236		DIFFERENCE : 0.000		
LAP	SECTOR 1	SECTOR 2	LAP TIME	MPH	DIFF	TIME OF DAY
1 -	OUTLAP	24.531	1:04.756	67.15	8.520	10:27:09.864
2 -	36.498	23.197	59.695	72.84	3.459	10:28:09.559
3 -	36.411	IN PIT	1:41.630 P	42.78	45.394	10:29:51.189
4 -	OUTLAP	23.191	1:02.537	69.53	6.301	10:30:53.726
5 -	34.366	22.705	57.071 (3)	76.19	0.835	10:31:50.797
6 -	34.266	22.855	57.121	76.12	0.885	10:32:47.918
7 -	35.152	23.244	58.396	74.46	2.160	10:33:46.314
8 -	34.227	22.532	56.759 (2)	76.61	0.523	10:34:43.073
9 -	34.469	22.780	57.249	75.95	1.013	10:35:40.322
10 -	34.905	22.753	57.658	75.42	1.422	10:36:37.980
11 -	33.786	22.450	56.236 (1)	77.32		10:37:34.216

BMCRC - MRO Championships 2022 - Rnd 9 @ Brands Hatch Indy

BMCRC-RKB F1 & F2 Sidecars

QUALIFYING - SECTOR ANALYSIS



SECTOR 1 = FL to I1, SECTOR 2 = I1 to FL, DIFF = Difference To Personal Best Lap, P = Crossed Finish Line in Pit Lane, D = Time Disallowed

P13 58 F2		L. EASTELL / M. EASTELL		Shelbourne R6 - Lee Eastell Engineering services ltd			
IDEAL LAP TIME : 56.376		BEST LAP TIME : 56.629		DIFFERENCE : 0.253			
LAP	SECTOR 1	SECTOR 2	LAP TIME	MPH	DIFF	TIME OF DAY	
1 -	41.750	25.675	1:07.425	64.49	10.796	10:26:57.552	
2 -	35.339	24.047	59.386	73.22	2.757	10:27:56.938	
3 -	34.861	23.215	58.076	74.87	1.447	10:28:55.014	
4 -	36.000	23.424	59.424	73.17	2.795	10:29:54.438	
5 -	35.240	22.746	57.986	74.99	1.357	10:30:52.424	
6 -	33.630	22.999	56.629 (1)	76.79		10:31:49.053	
7 -	33.901	22.835	56.736 (3)	76.64	0.107	10:32:45.789	
8 -	33.681	23.002	56.683 (2)	76.71	0.054	10:33:42.472	
9 -	33.959	23.033	56.992	76.30	0.363	10:34:39.464	
10 -	34.245	22.749	56.994	76.29	0.365	10:35:36.458	

P14 62 F1		WRIGHT / BAILEY		Yamaha RYDE F998 - Stainless Steel Designs Ltd.			
IDEAL LAP TIME : 57.004		BEST LAP TIME : 57.176		DIFFERENCE : 0.172			
LAP	SECTOR 1	SECTOR 2	LAP TIME	MPH	DIFF	TIME OF DAY	
1 -	OUTLAP	26.258	1:04.379	67.54	7.203	10:27:07.670	
2 -	35.434	25.589	1:01.023	71.26	3.847	10:28:08.693	
3 -	34.538	23.722	58.260	74.64	1.084	10:29:06.953	
4 -	34.452	23.403	57.855 (3)	75.16	0.679	10:30:04.808	
5 -	34.400	23.378	57.778 (2)	75.26	0.602	10:31:02.586	
6 -	33.626	23.550	57.176 (1)	76.05		10:31:59.762	

P15 37 F2		MORPHET / REILLY		LCR Suzuki -			
IDEAL LAP TIME : 57.075		BEST LAP TIME : 57.354		DIFFERENCE : 0.279			
LAP	SECTOR 1	SECTOR 2	LAP TIME	MPH	DIFF	TIME OF DAY	
1 -	39.842	25.407	1:05.249	66.64	7.895	10:26:52.587	
2 -	37.481	25.798	1:03.279	68.72	5.925	10:27:55.866	
3 -	37.657	24.522	1:02.179	69.93	4.825	10:28:58.045	
4 -	36.383	24.665	1:01.048	71.23	3.694	10:29:59.093	
5 -	36.799	24.415	1:01.214	71.03	3.860	10:31:00.307	
6 -	35.876	24.231	1:00.107	72.34	2.753	10:32:00.414	
7 -	35.896	23.611	59.507	73.07	2.153	10:32:59.921	
8 -	35.431	23.267	58.698 (3)	74.08	1.344	10:33:58.619	
9 -	35.138	23.628	58.766	73.99	1.412	10:34:57.385	
10 -	33.922	23.432	57.354 (1)	75.82		10:35:54.739	
11 -	35.203	24.343	59.546	73.02	2.192	10:36:54.285	
12 -	34.936	23.153	58.089 (2)	74.86	0.735	10:37:52.374	

P16 38 F2		MOSS / GEDDES		Shelbourne YAMAHA R6 - LifeSafety Motorsport - CharlieMossI			
IDEAL LAP TIME : 57.671		BEST LAP TIME : 57.671		DIFFERENCE : 0.000			
LAP	SECTOR 1	SECTOR 2	LAP TIME	MPH	DIFF	TIME OF DAY	
1 -	41.175	26.296	1:07.471	64.45	9.800	10:26:53.531	
2 -	38.706	25.477	1:04.183	67.75	6.512	10:27:57.714	
3 -	37.671	24.799	1:02.470	69.61	4.799	10:29:00.184	
4 -	37.026	25.437	1:02.463	69.61	4.792	10:30:02.647	
5 -	35.849	24.122	59.971	72.51	2.300	10:31:02.618	
6 -	35.511	23.986	59.497	73.08	1.826	10:32:02.115	
7 -	34.960	23.733	58.693 (3)	74.09	1.022	10:33:00.808	
8 -	35.476	23.720	59.196	73.46	1.525	10:34:00.004	
9 -	35.209	23.907	59.116	73.56	1.445	10:34:59.120	
10 -	34.641	23.030	57.671 (1)	75.40		10:35:56.791	
11 -	35.241	24.861	1:00.102	72.35	2.431	10:36:56.893	
12 -	34.713	23.246	57.959 (2)	75.02	0.288	10:37:54.852	

BMCRC - MRO Championships 2022 - Rnd 9 @ Brands Hatch Indy

BMCRC-RKB F1 & F2 Sidecars

QUALIFYING - SECTOR ANALYSIS



SECTOR 1 = FL to I1, SECTOR 2 = I1 to FL, DIFF = Difference To Personal Best Lap, P = Crossed Finish Line in Pit Lane, D = Time Disallowed

P17 67 F1 JEFFREY / FIELD			Windle F1 - MJP/wesso racing			
IDEAL LAP TIME : 57.678		BEST LAP TIME : 57.678		DIFFERENCE : 0.000		
LAP	SECTOR 1	SECTOR 2	LAP TIME	MPH	DIFF	TIME OF DAY
1 -	40.871	27.531	1:08.402	63.57	10.724	10:27:09.749
2 -	38.998	25.654	1:04.652	67.26	6.974	10:28:14.401
3 -	37.251	25.307	1:02.558	69.51	4.880	10:29:16.959
4 -	37.946	24.278	1:02.224	69.88	4.546	10:30:19.183
5 -	36.357	23.823	1:00.180	72.25	2.502	10:31:19.363
6 -	36.293	25.141	1:01.434	70.78	3.756	10:32:20.797
7 -	34.995	23.717	58.712	74.06	1.034	10:33:19.509
8 -	35.028	23.285	58.313 (3)	74.57	0.635	10:34:17.822
9 -	35.731	23.518	59.249	73.39	1.571	10:35:17.071
10 -	34.971	23.286	58.257 (2)	74.64	0.579	10:36:15.328
11 -	36.111	25.136	1:01.247	71.00	3.569	10:37:16.575
12 -	34.538	23.140	57.678 (1)	75.39		10:38:14.253

P18 20 F2 HANDCOCK / BEVAN			Shelbourne F2 - r j contracting			
IDEAL LAP TIME :		BEST LAP TIME : 57.755		DIFFERENCE :		
LAP	SECTOR 1	SECTOR 2	LAP TIME	MPH	DIFF	TIME OF DAY
1 -			1:08.839	63.17	11.084	10:26:49.439
2 -			1:03.945	68.00	6.190	10:27:53.384
3 -			1:02.418	69.66	4.663	10:28:55.802
4 -			1:01.791	70.37	4.036	10:29:57.593
5 -			1:01.896	70.25	4.141	10:30:59.489
6 -			59.470	73.12	1.715	10:31:58.959
7 -			1:00.357	72.04	2.602	10:32:59.316
8 -			58.215 (3)	74.69	0.460	10:33:57.531
9 -			58.564	74.25	0.809	10:34:56.095
10 -			57.990 (2)	74.98	0.235	10:35:54.085
11 -			59.902	72.59	2.147	10:36:53.987
12 -			57.755 (1)	75.29		10:37:51.742

P19 11 F2 GILBERT / GIBBONS			Shelbourne HONDA - West Ewell fencing			
IDEAL LAP TIME :		BEST LAP TIME : 58.269		DIFFERENCE :		
LAP	SECTOR 1	SECTOR 2	LAP TIME	MPH	DIFF	TIME OF DAY
1 -			1:01.429 (2)	70.79	3.160	10:26:28.884
2 -			58.269 (1)	74.62		10:27:27.153

P20 167 F2 PETTMAN / DAWKINS			Windle 600 YAMAHA - Wesso Racing			
IDEAL LAP TIME : 59.984		BEST LAP TIME : 1:00.034		DIFFERENCE : 0.050		
LAP	SECTOR 1	SECTOR 2	LAP TIME	MPH	DIFF	TIME OF DAY
1 -	39.443	25.931	1:05.374	66.51	5.340	10:27:00.033
2 -	38.668	25.242	1:03.910	68.04	3.876	10:28:03.943
3 -	37.045	24.551	1:01.596	70.59	1.562	10:29:05.539
4 -	36.367	24.602	1:00.969	71.32	0.935	10:30:06.508
5 -	37.084	24.968	1:02.052	70.07	2.018	10:31:08.560
6 -	36.189	25.246	1:01.435	70.78	1.401	10:32:09.995
7 -	36.223	24.929	1:01.152	71.11	1.118	10:33:11.147
8 -	36.290	24.657	1:00.947	71.35	0.913	10:34:12.094
9 -	36.061	24.711	1:00.772 (3)	71.55	0.738	10:35:12.866
10 -	35.937	24.097	1:00.034 (1)	72.43		10:36:12.900
11 -	35.887	24.223	1:00.110 (2)	72.34	0.076	10:37:13.010

BMCRC - MRO Championships 2022 - Rnd 9 @ Brands Hatch Indy

BMCRC-RKB F1 & F2 Sidecars

QUALIFYING - SECTOR ANALYSIS



SECTOR 1 = FL to I1, SECTOR 2 = I1 to FL, DIFF = Difference To Personal Best Lap, P = Crossed Finish Line in Pit Lane, D = Time Disallowed

P21 911 F2 PHILLIPS / EDWARDS		MRE F2 - Apexx Flooring				
IDEAL LAP TIME :		BEST LAP TIME : 1:01.001		DIFFERENCE :		
LAP	SECTOR 1	SECTOR 2	LAP TIME	MPH	DIFF	TIME OF DAY
1 -			1:07.998	63.95	6.997	10:26:57.442
2 -			1:01.796	70.37	0.795	10:27:59.238
3 -			1:02.680	69.37	1.679	10:29:01.918
4 -			1:02.337	69.75	1.336	10:30:04.255
5 -			1:02.788	69.25	1.787	10:31:07.043
6 -			1:01.568 (3)	70.63	0.567	10:32:08.611
7 -			1:01.835	70.32	0.834	10:33:10.446
8 -			1:01.131 (2)	71.13	0.130	10:34:11.577
9 -			1:01.572	70.62	0.571	10:35:13.149
10 -			1:01.001 (1)	71.28		10:36:14.150
11 -			1:02.242	69.86	1.241	10:37:16.392
12 -			1:03.035	68.98	2.034	10:38:19.427

P22 19 F1 MACBRIDE / THOMPSON		LCR YAMAHA 600 - Lifesafety Motorsport				
IDEAL LAP TIME : 1:06.520		BEST LAP TIME : 1:06.520		DIFFERENCE : 0.000		
LAP	SECTOR 1	SECTOR 2	LAP TIME	MPH	DIFF	TIME OF DAY
1 -	42.880	26.433	1:09.313	62.73	2.793	10:26:36.657
2 -	40.758	27.705	1:08.463 (3)	63.51	1.943	10:27:45.120
3 -	40.713	28.212	1:08.925	63.09	2.405	10:28:54.045
4 -	42.174	27.525	1:09.699	62.39	3.179	10:30:03.744
5 -	41.534	27.198	1:08.732	63.26	2.212	10:31:12.476
6 -	41.573	27.098	1:08.671	63.32	2.151	10:32:21.147
7 -	40.851	27.473	1:08.324 (2)	63.64	1.804	10:33:29.471
8 -	40.164	26.356	1:06.520 (1)	65.37		10:34:35.991

P23 188 F1 BEST / PYMM		LCR KAWASAKI ZX10R - Ecosse Consulting Ltd				
IDEAL LAP TIME : 1:07.074		BEST LAP TIME : 1:07.305		DIFFERENCE : 0.231		
LAP	SECTOR 1	SECTOR 2	LAP TIME	MPH	DIFF	TIME OF DAY
1 -	45.092	27.721	1:12.813	59.72	5.508	10:26:59.497
2 -	42.445	26.908	1:09.353	62.70	2.048	10:28:08.850
3 -	41.316	25.989	1:07.305 (1)	64.61		10:29:16.155
4 -	41.897	26.160	1:08.057 (3)	63.89	0.752	10:30:24.212
5 -	41.085	26.466	1:07.551 (2)	64.37	0.246	10:31:31.763

P24 30 F2 BUTLER / THOMAS		Ireson F2 - MDK Office Seating Ltd				
IDEAL LAP TIME : 1:10.484		BEST LAP TIME : 1:10.484		DIFFERENCE : 0.000		
LAP	SECTOR 1	SECTOR 2	LAP TIME	MPH	DIFF	TIME OF DAY
1 -	44.303	28.753	1:13.056 (2)	59.52	2.572	10:27:09.181
2 -	42.460	28.024	1:10.484 (1)	61.69		10:28:19.665
3 -	49.565	37.450	1:27.015 (3)	49.97	16.531	10:29:46.680
4 -	52.488	IN PIT	1:54.061 P	38.12	43.577	10:31:40.741

BMCRC - MRO Championships 2022 - Rnd 9 @ Brands Hatch Indy

BMCRC-RKB F1 & F2 Sidecars

QUALIFYING - BEST SECTORS

SECTOR 1			SECTOR 2			IDEAL / BEST COMPARISON						
POS	NO	NAME	TIME	NO	NAME	TIME	POS	NO	NAME	IDEAL	BEST	DIFF
									PERFECT LAP	52.708		
1	32	GUY / PILMOOR-BRADY	31.500	32	GUY / PILMOOR-BRADY	21.208	1	32	GUY / PILMOOR-BRA	52.708	53.081	0.373
2	69	LAMBERT / JAVENS	31.767	3	ATKINSON / SMITH	21.506	2	69	LAMBERT / JAVENS	53.391	53.792	0.401
3	3	ATKINSON / SMITH	32.194	69	LAMBERT / JAVENS	21.624	3	3	ATKINSON / SMITH	53.700	53.700	0.000
4	117	POTTINGER / DODD	32.263	117	POTTINGER / DODD	21.909	4	117	POTTINGER / DODD	54.172	54.172	0.000
5	33	HEGARTY / NEAVE	32.650	60	TOM QUAYE / THO. QUAYE	22.006	5	33	HEGARTY / NEAVE	54.690	54.828	0.138
6	22	PEARSON / PARKER	32.706	33	HEGARTY / NEAVE	22.040	6	60	TOM QUAYE / THO. C	54.966	55.422	0.456
7	25	MACLAURIN / HOPE	32.919	23	SAUNDERS / HULME	22.210	7	22	PEARSON / PARKER	54.977	55.260	0.283
8	60	TOM QUAYE / THO. QUAYE	32.960	28	KING / SIGSWORTH	22.249	8	25	MACLAURIN / HOPE	55.358	55.366	0.008
9	23	SAUNDERS / HULME	33.345	22	PEARSON / PARKER	22.271	9	23	SAUNDERS / HULME	55.555	55.843	0.288
10	39	MOORE / DODD	33.355	25	MACLAURIN / HOPE	22.439	10	28	KING / SIGSWORTH	55.854	55.854	0.000
11	28	KING / SIGSWORTH	33.605	65	FAIERS / PLUCKROSE	22.450	11	39	MOORE / DODD	56.067	56.067	0.000
12	62	WRIGHT / BAILEY	33.626	39	MOORE / DODD	22.712	12	65	FAIERS / PLUCKROS	56.236	56.236	0.000
13	58	L. EASTELL / M. EASTELL	33.630	58	L. EASTELL / M. EASTELL	22.746	13	58	L. EASTELL / M. EAS	56.376	56.629	0.253
14	65	FAIERS / PLUCKROSE	33.786	38	MOSS / GEDDES	23.030	14	62	WRIGHT / BAILEY	57.004	57.176	0.172
15	37	MORPHET / REILLY	33.922	67	JEFFREY / FIELD	23.140	15	37	MORPHET / REILLY	57.075	57.354	0.279
16	67	JEFFREY / FIELD	34.538	37	MORPHET / REILLY	23.153	16	38	MOSS / GEDDES	57.671	57.671	0.000
17	38	MOSS / GEDDES	34.641	62	WRIGHT / BAILEY	23.378	17	67	JEFFREY / FIELD	57.678	57.678	0.000
18	167	PETTMAN / DAWKINS	35.887	167	PETTMAN / DAWKINS	24.097	18	167	PETTMAN / DAWKINS	59.984	1:00.034	0.050
19	19	MACBRIDE / THOMPSON	40.164	188	BEST / PYMM	25.989	19	19	MACBRIDE / THOMP	1:06.520	1:06.520	0.000
20	188	BEST / PYMM	41.085	19	MACBRIDE / THOMPSON	26.356	20	188	BEST / PYMM	1:07.074	1:07.305	0.231
21	30	BUTLER / THOMAS	42.460	30	BUTLER / THOMAS	28.024	21	30	BUTLER / THOMAS	1:10.484	1:10.484	0.000
22							22	20	HANDCOCK / BEVAN		57.755	
23							23	11	GILBERT / GIBBONS		58.269	
24							24	911	PHILLIPS / EDWARD		1:01.001	

BMCRC - MRO Championships 2022 - Rnd 9 @ Brands Hatch Indy

BMCRC-RKB F1 & F2 Sidecars

QUALIFYING - STATISTICS

Competitors Started	24
Planned Start	2022-10-01 @ 10:25:00.000
Actual Start	2022-10-01 @ 10:24:48.479
Finish Time	2022-10-01 @ 10:37:23.826
Track Length	1.2079mi.
Total Laps	236
Total Distance Covered	285.0751mi.

Session Fastest Lap History

NO	CL	NAME	LAP TIME	TIME OF DAY	LAP	VEHICLE
33	F2	HEGARTY / NEAVE	59.774	10:26:18.396	1	Christie HONDA
69	F2	LAMBERT / JAVENS	58.560	10:26:32.683	1	Honda LCR
11	F2	GILBERT / GIBBONS	58.269	10:27:27.153	2	Shelbourne HONDA
69	F2	LAMBERT / JAVENS	55.406	10:27:28.089	2	Honda LCR
69	F2	LAMBERT / JAVENS	55.136	10:28:23.225	3	Honda LCR
69	F2	LAMBERT / JAVENS	55.098	10:29:18.323	4	Honda LCR
33	F2	HEGARTY / NEAVE	54.828	10:31:00.538	6	Christie HONDA
32	F1	GUY / PILMOOR-BRADY	53.640	10:33:02.526	7	LCR SUZUKI
32	F1	GUY / PILMOOR-BRADY	53.081	10:35:46.790	10	LCR SUZUKI

Flag History

TYPE	TIME OF DAY
GREEN	10:24:48.479
FINISH	10:37:23.826

Flag Statistics

TYPE	COUNT	TOTAL LAPS	TOTAL TIME
Green	1	13	13:43.207
Red	0	0	0.000
Safety Car	0	0	0.000
FCY	0	0	0.000

BMCRC - MRO Championships 2022 - Rnd 9 @ Brands Hatch Indy

BMCRC-RKB F1 & F2 Sidecars

QUALIFYING - STATISTICS

CLASS : F1

8 Starters

Fastest Lap History

NO	NAME	LAP TIME	TIME OF DAY	LAP	VEHICLE
19	MACBRIDE / THOMPSON	1:09.313	10:26:36.673	1	LCR YAMAHA 600
67	JEFFREY / FIELD	1:08.402	10:27:09.768	1	Windle F1
62	WRIGHT / BAILEY	1:01.023	10:28:08.708	2	Yamaha RYDE F998
65	FAIERS / PLUCKROSE	59.695	10:28:09.581	2	Windle YAMAHA
32	GUY / PILMOOR-BRADY	57.458	10:28:21.726	2	LCR SUZUKI
32	GUY / PILMOOR-BRADY	56.940	10:29:18.666	3	LCR SUZUKI
32	GUY / PILMOOR-BRADY	55.910	10:30:14.576	4	LCR SUZUKI
32	GUY / PILMOOR-BRADY	53.640	10:33:02.526	7	LCR SUZUKI
32	GUY / PILMOOR-BRADY	53.081	10:35:46.790	10	LCR SUZUKI

BMCRC - MRO Championships 2022 - Rnd 9 @ Brands Hatch Indy

BMCRC-RKB F1 & F2 Sidecars

QUALIFYING - STATISTICS

CLASS : F2

16 Starters

Fastest Lap History

NO	NAME	LAP TIME	TIME OF DAY	LAP	VEHICLE
33	HEGARTY / NEAVE	59.774	10:26:18.396	1	Christie HONDA
69	LAMBERT / JAVENS	58.560	10:26:32.683	1	Honda LCR
11	GILBERT / GIBBONS	58.269	10:27:27.153	2	Shelbourne HONDA
69	LAMBERT / JAVENS	55.406	10:27:28.089	2	Honda LCR
69	LAMBERT / JAVENS	55.136	10:28:23.225	3	Honda LCR
69	LAMBERT / JAVENS	55.098	10:29:18.323	4	Honda LCR
33	HEGARTY / NEAVE	54.828	10:31:00.538	6	Christie HONDA
69	LAMBERT / JAVENS	54.760	10:33:38.683	8	Honda LCR
3	ATKINSON / SMITH	54.711	10:33:59.882	8	Bellas Honda
69	LAMBERT / JAVENS	53.911	10:34:32.594	9	Honda LCR
3	ATKINSON / SMITH	53.700	10:35:49.925	10	Bellas Honda



BMCRC - MRO Championships 2022 - Rnd 9 @ Brands Hatch Indy

BMCRC-RKB F1 & F2 Sidecars

RACE 6 - GRID (10 Laps)

ROW 13	26	40	GRAHAM / BAKER	25	10	WEBB / HOPE
ROW 12	24	30	BUTLER / THOMAS	23	188	BEST / PYMM
ROW 11	22	19	MACBRIDE / THOMPSON	21	911	PHILLIPS / EDWARDS
ROW 10	20	167	PETTMAN / DAWKINS	19	11	GILBERT / GIBBONS
ROW 9	18	20	HANDCOCK / BEVAN	17	67	JEFFREY / FIELD
ROW 8	16	38	MOSS / GEDDES	15	37	MORPHET / REILLY
ROW 7	14	62	WRIGHT / BAILEY	13	58	L. EASTELL / M. EASTELL
ROW 6	12	65	FAIERS / PLUCKROSE	11	39	MOORE / DODD
ROW 5	10	28	KING / SIGSWORTH	9	23	SAUNDERS / HULME
ROW 4	8	60	TOM QUAYE / THO. QUAYE	7	25	MACLAURIN / HOPE
ROW 3	6	22	PEARSON / PARKER	5	33	HEGARTY / NEAVE
ROW 2	4	117	POTTINGER / DODD	3	69	LAMBERT / JAVENS
ROW 1	2	3	ATKINSON / SMITH	1	32	GUY / PILMOOR-BRADY
Pole						

Brands Hatch Indy: 1.2079 miles

These results are provisional until the conclusion of any judicial and technical matters.

Clerk Of Course :	Stewards :	Timekeeper : <i>Craig Smith</i>
-------------------	------------	------------------------------------

Results can be found at www.tsl-timing.com

Printed - 10:40 Saturday, 01 October 2022





BMCRC - MRO Championships 2022 - Rnd 9 @ Brands Hatch Indy

BMCRC-RKB F1 & F2 Sidecars

RACE 6 - CLASSIFICATION

POS	NO	CL	PIC NAME	ENTRY	LAPS	TIME	GAP	DIFF	MPH	BEST	ON
1	32	F1	1 GUY / PILMOOR-BRADY	LCR SUZUKI -	10	8:53.442			81.51	51.954	8
2	33	F2	1 HEGARTY / NEAVE	Christie HONDA -	10	9:01.413	7.971	7.971	80.31	52.916	7
3	69	F2	2 LAMBERT / JAVENS	Honda LCR - graham anne ward	10	9:05.283	11.841	3.870	79.74	53.228	9
4	117	F1	2 POTTINGER / DODD	LCR Yamaha - GB Precision Eng/Opal Fabrication	10	9:05.725	12.283	0.442	79.68	53.208	5
5	3	F2	3 ATKINSON / SMITH	Bellas Honda - Artic	10	9:06.344	12.902	0.619	79.59	53.436	4
6	22	F2	4 PEARSON / PARKER	LCR Suzuki - Pearson Parker Racing	10	9:15.362	21.920	9.018	78.30	54.293	4
7	62	F1	3 WRIGHT / BAILEY	Yamaha RYDE F998 - Stainless Steel Designs Ltd.	10	9:17.637	24.195	2.275	77.98	53.542	6
8	28	F2	5 KING / SIGSWORTH	Lumley Ireson F2 - Townsend Motors	10	9:22.716	29.274	5.079	77.27	55.081	6
9	60	F2	6 TOM QUAYE / THO. QUAYE	MRE SUZUKI - Meon Valley Racing	10	9:23.007	29.565	0.291	77.23	54.810	10
10	39	F2	7 MOORE / DODD	Ireson HONDA - MDK office seating,LPC,LBS racing	10	9:24.140	30.698	1.133	77.08	55.021	10
11	23	F2	8 SAUNDERS / HULME	Baker HONDA - Vacuum & Pressure Leeds	10	9:28.340	34.898	4.200	76.51	55.011	7
12	37	F2	9 MORPHET / REILLY	LCR Suzuki -	10	9:31.472	38.030	3.132	76.09	54.622	9
13	25	F1	4 MACLAURIN / HOPE	Ars1 YAMAHA R6 - Amr	10	9:31.667	38.225	0.195	76.06	55.141	9
14	65	F1	5 FAIERS / PLUCKROSE	Windle YAMAHA - AWracing ltd	10	9:33.891	40.449	2.224	75.77	55.827	6
15	20	F2	10 HANDCOCK / BEVAN	Shelbourne F2 - r j contracting	10	9:34.922	41.480	1.031	75.63	55.949	6
16	58	F2	11 L. EASTELL / M. EASTELL	Shelbourne R6 - Lee Eastell Engineering services ltr	10	9:37.608	44.166	2.686	75.28	56.288	10
17	38	F2	12 MOSS / GEDDES	Shelbourne YAMAHA R6 - LifeSafety Motorsport - C	10	9:41.381	47.939	3.773	74.79	56.380	5
18	67	F1	6 JEFFREY / FIELD	Windle F1 - MJP/wesso racing	10	9:44.402	50.960	3.021	74.41	56.945	10
19	911	F2	13 PHILLIPS / EDWARDS	MRE F2 - Apexx Flooring	9	9:10.244	1 Lap	1 Lap	71.12	59.296	2
20	30	F2	14 BUTLER / THOMAS	Ireson F2 - MDK Office Seating Ltd	9	9:37.784	1 Lap	27.540	67.73	1:02.060	4
21	19	F1	7 MACBRIDE / THOMPSON	LCR YAMAHA 600 - Lifesafety Motorsport	9	9:49.362	1 Lap	11.578	66.40	1:03.365	5
22	188	F1	8 BEST / PYMM	LCR KAWASAKI ZX10R - Ecosse Consulting Ltd	9	9:53.573	1 Lap	4.211	65.93	1:03.536	2

NOT CLASSIFIED

DNF	167	F2	PETTMAN / DAWKINS	Windle 600 YAMAHA - Wesso Racing	5	5:15.432	5 Laps	4 Laps	68.93	1:00.309	2
DNF	11*	F2	GILBERT / GIBBONS	Shelbourne HONDA - West Ewell fencing	3	2:55.694	7 Laps	2 Laps	74.25	53.204	3

FASTEST LAP

	32	F1	GUY / PILMOOR-BRADY	LCR SUZUKI -	8	51.954		83.70 mph	134.70 kph		
	33	F2	HEGARTY / NEAVE	Christie HONDA -	7	52.916		82.17 mph	132.25 kph		

* No. 11 - Please fit a working transponder
 Class F1 - 92.5% of Race Speed = 75.39 mph
 Class F2 - 92.5% of Race Speed = 74.28 mph

Weather / Track : Cloudy / Dry

These results are provisional until the conclusion of any judicial and technical matters.

Race Distance: 10 Laps / 12.07 miles

Brands Hatch Indy: 1.2079 miles

Date: 01/10/2022 Start: 14:01 Finish: 14:10

Clerk Of Course :	Stewards :	Timekeeper : <i>Craig Smith</i>
-------------------	------------	------------------------------------

Results can be found at www.tsl-timing.com

Printed - 14:11 Saturday, 01 October 2022



BMCRC - MRO Championships 2022 - Rnd 9 @ Brands Hatch Indy

BMCRC-RKB F1 & F2 Sidecars

RACE 6 - LAP CHART

LAP 1 @ 14:02:38.268

NO	BEHIND	LAP TIME
69		1:00.227
33	0.526	1:00.753
32	0.632	1:00.859
117	1.134	1:01.361
3	1.848	1:02.075
22	2.006	1:02.233
25	3.500	1:03.727
28	3.602	1:03.829
60	3.719	1:03.946
39	4.048	1:04.275
23	4.130	1:04.357
62	4.801	1:05.028
58	5.290	1:05.517
65	5.379	1:05.606
20	5.602	1:05.829
67	6.279	1:06.506
37	6.460	1:06.687
11	6.830	1:07.057
38	7.154	1:07.381
911	7.890	1:08.117
167	10.230	1:10.457
30	11.206	1:11.433
188	12.312	1:12.539
19	15.026	1:15.253

LAP 2 @ 14:03:31.712

NO	BEHIND	LAP TIME
32		52.812
69	0.259	53.703
33	0.711	53.629
117	1.467	53.777
3	1.942	53.538
22	3.449	54.887
28	5.692	55.534
60	6.240	55.965
39	6.939	56.335
62	7.479	56.122
25	8.484	58.428
23	8.785	58.099
11	8.819	55.433
65	9.015	57.080
58	9.379	57.533
20	9.949	57.791
37	10.498	57.482
38	11.108	57.398
67	11.200	58.365
911	13.742	59.296
167	17.095	1:00.309
30	20.802	1:03.040
188	22.404	1:03.536
19	25.361	1:03.779

LAP 3 @ 14:04:23.687

NO	BEHIND	LAP TIME
32		51.975
69	2.284	54.000
33	2.368	53.632
117	2.753	53.261
3	3.619	53.652
22	5.921	54.447
28	9.149	55.432
60	9.746	55.481

62	9.912	54.408
11	10.048	53.204
39	10.956	55.992
25	12.834	56.325
23	13.071	56.261
65	13.714	56.674
20	14.496	56.522
58	15.251	57.847
37	15.409	56.886
38	16.305	57.172
67	16.867	57.642
911	21.544	59.777
167	25.762	1:00.642
30	31.758	1:02.931
188	34.163	1:03.734
19	37.835	1:04.449

LAP 4 @ 14:05:15.659

NO	BEHIND	LAP TIME
32		51.972
33	3.642	53.246
117	4.165	53.384
69	4.964	54.652
3	5.083	53.436
22	8.242	54.293
28	12.591	55.414
62	13.218	55.278
60	13.298	55.524
39	14.627	55.643
25	16.613	55.751
23	17.006	55.907
65	18.107	56.365
20	18.968	56.444
37	19.772	56.335
58	20.592	57.313
38	21.657	57.324
67	22.143	57.248
911	29.963	1:00.391
167	34.199	1:00.409
30	41.846	1:02.060
188	46.114	1:03.923
19	49.574	1:03.711

LAP 5 @ 14:06:07.960

NO	BEHIND	LAP TIME
32		52.301
33	4.688	53.347
117	5.072	53.208
69	6.478	53.815
3	6.643	53.861
22	10.357	54.416
62	15.510	54.593
28	16.204	55.914
60	16.972	55.975
39	17.770	55.444
25	20.229	55.917
23	20.321	55.616
65	22.133	56.327
20	23.003	56.336
37	23.913	56.442
58	24.602	56.311
38	25.736	56.380
67	27.029	57.187
911	37.878	1:00.216
167	45.513	1:03.615

LAP 6 @ 14:07:01.621

NO	BEHIND	LAP TIME
32		53.661
30	1 Lap	1:05.017
33	4.600	53.573
188	1 Lap	1:04.768
117	5.677	54.266
69	6.239	53.422
3	6.461	53.479
19	1 Lap	1:03.365
22	11.297	54.601
62	15.391	53.542
28	17.624	55.081
60	18.321	55.010
39	19.474	55.365
23	21.770	55.110
25	22.807	56.239
65	24.299	55.827
20	25.291	55.949
37	25.878	55.626
58	27.471	56.530
38	29.391	57.316
67	30.683	57.315
911	44.568	1:00.351

LAP 7 @ 14:07:54.314

NO	BEHIND	LAP TIME
32		52.693
33	4.823	52.916
117	7.015	54.031
69	7.362	53.816
3	9.251	55.483
30	1 Lap	1:02.745
22	14.363	55.759
62	17.804	55.106
188	1 Lap	1:06.475
19	1 Lap	1:05.120
28	20.398	55.467
60	20.903	55.275
39	22.003	55.222
23	24.088	55.011
25	25.691	55.577
65	27.731	56.125
37	28.954	55.769
20	29.126	56.528
58	31.134	56.356
38	33.511	56.813
67	36.028	58.038

LAP 8 @ 14:08:46.268

NO	BEHIND	LAP TIME
32		51.954
911	1 Lap	1:01.189
33	5.978	53.109
117	8.725	53.664
69	9.663	54.255
3	10.863	53.566
22	17.780	55.371
62	21.158	55.308
30	1 Lap	1:03.620
28	24.025	55.581
60	24.619	55.670
39	25.690	55.641
23	28.360	56.226

25	31.638	57.901
37	32.751	55.751
188	1 Lap	1:06.138
65	33.047	57.270
20	33.627	56.455
19	1 Lap	1:06.324
58	35.681	56.501
38	38.232	56.675
67	41.511	57.437

LAP 9 @ 14:09:38.641

NO	BEHIND	LAP TIME
32		52.373
33	7.772	54.167
911	1 Lap	1:00.760
117	10.234	53.882
69	10.518	53.228
3	12.114	53.624
22	19.784	54.377
62	23.448	54.663
28	26.850	55.198
60	27.597	55.351
39	28.519	55.202
23	31.638	55.651
30	1 Lap	1:02.985
25	34.406	55.141
37	35.000	54.622
65	36.763	56.089
20	37.896	56.642
58	40.720	57.412
38	43.718	57.859
19	1 Lap	1:03.943
67	46.857	57.719
188	1 Lap	1:07.524

LAP 10 @ 14:10:31.483

NO	BEHIND	LAP TIME
32		52.842
33	7.971	53.041
69	11.841	54.165
117	12.283	54.891
3	12.902	53.630
911	1 Lap	1:00.147
22	21.920	54.978
62	24.195	53.589
28	29.274	55.266
60	29.565	54.810
39	30.698	55.021
23	34.898	56.102
37	38.030	55.872
25	38.225	56.661
65	40.449	56.528
20	41.480	56.426
58	44.166	56.288
30	1 Lap	1:03.953
38	47.939	57.063
67	50.960	56.945
19	1 Lap	1:03.418
188	1 Lap	1:04.936

BMCRC - MRO Championships 2022 - Rnd 9 @ Brands Hatch Indy

BMCRC-RKB F1 & F2 Sidecars

RACE 6 - SECTOR ANALYSIS



SECTOR 1 = FL to I1, SECTOR 2 = I1 to FL, DIFF = Difference To Personal Best Lap, P = Crossed Finish Line in Pit Lane, D = Time Disallowed

P1 32 F1		GUY / PILMOOR-BRADY		LCR SUZUKI -		
IDEAL LAP TIME : 51.763		BEST LAP TIME : 51.954		DIFFERENCE : 0.191		
LAP	SECTOR 1	SECTOR 2	LAP TIME	MPH	DIFF	TIME OF DAY
1 -		22.251	1:00.859	71.45	8.905	14:02:38.900
2 -	31.721	21.091	52.812	82.34	0.858	14:03:31.712
3 -	30.724	21.251	51.975 (3)	83.66	0.021	14:04:23.687
4 -	30.933	21.039	51.972 (2)	83.67	0.018	14:05:15.659
5 -	30.902	21.399	52.301	83.14	0.347	14:06:07.960
6 -	32.060	21.601	53.661	81.03	1.707	14:07:01.621
7 -	31.626	21.067	52.693	82.52	0.739	14:07:54.314
8 -	30.884	21.070	51.954 (1)	83.70		14:08:46.268
9 -	31.175	21.198	52.373	83.03	0.419	14:09:38.641
10 -	31.527	21.315	52.842	82.29	0.888	14:10:31.483

P2 33 F2		HEGARTY / NEAVE		Christie HONDA -		
IDEAL LAP TIME : 52.845		BEST LAP TIME : 52.916		DIFFERENCE : 0.071		
LAP	SECTOR 1	SECTOR 2	LAP TIME	MPH	DIFF	TIME OF DAY
1 -		22.339	1:00.753	71.57	7.837	14:02:38.794
2 -	32.019	21.610	53.629	81.08	0.713	14:03:32.423
3 -	31.899	21.733	53.632	81.08	0.716	14:04:26.055
4 -	31.680	21.566	53.246	81.67	0.330	14:05:19.301
5 -	31.694	21.653	53.347	81.51	0.431	14:06:12.648
6 -	31.683	21.890	53.573	81.17	0.657	14:07:06.221
7 -	31.693	21.223	52.916 (1)	82.17		14:07:59.137
8 -	31.731	21.378	53.109 (3)	81.88	0.193	14:08:52.246
9 -	31.707	22.460	54.167	80.28	1.251	14:09:46.413
10 -	31.622	21.419	53.041 (2)	81.98	0.125	14:10:39.454

P3 69 F2		LAMBERT / JAVENS		Honda LCR - graham anne ward		
IDEAL LAP TIME : 53.228		BEST LAP TIME : 53.228		DIFFERENCE : 0.000		
LAP	SECTOR 1	SECTOR 2	LAP TIME	MPH	DIFF	TIME OF DAY
1 -		21.833	1:00.227	72.20	6.999	14:02:38.268
2 -	32.147	21.556	53.703 (3)	80.97	0.475	14:03:31.971
3 -	32.209	21.791	54.000	80.52	0.772	14:04:25.971
4 -	32.555	22.097	54.652	79.56	1.424	14:05:20.623
5 -	31.859	21.956	53.815	80.80	0.587	14:06:14.438
6 -	31.750	21.672	53.422 (2)	81.40	0.194	14:07:07.860
7 -	32.171	21.645	53.816	80.80	0.588	14:08:01.676
8 -	32.564	21.691	54.255	80.15	1.027	14:08:55.931
9 -	31.724	21.504	53.228 (1)	81.69		14:09:49.159
10 -	32.488	21.677	54.165	80.28	0.937	14:10:43.324

P4 117 F1		POTTINGER / DODD		LCR Yamaha - GB Precision Eng/Opal Fabrication		
IDEAL LAP TIME : 53.039		BEST LAP TIME : 53.208		DIFFERENCE : 0.169		
LAP	SECTOR 1	SECTOR 2	LAP TIME	MPH	DIFF	TIME OF DAY
1 -		22.410	1:01.361	70.86	8.153	14:02:39.402
2 -	31.876	21.901	53.777	80.86	0.569	14:03:33.179
3 -	31.518	21.743	53.261 (2)	81.64	0.053	14:04:26.440
4 -	31.594	21.790	53.384 (3)	81.45	0.176	14:05:19.824
5 -	31.379	21.829	53.208 (1)	81.72		14:06:13.032
6 -	31.469	22.797	54.266	80.13	1.058	14:07:07.298
7 -	32.371	21.660	54.031	80.48	0.823	14:08:01.329
8 -	31.879	21.785	53.664	81.03	0.456	14:08:54.993
9 -	32.105	21.777	53.882	80.70	0.674	14:09:48.875
10 -	33.006	21.885	54.891	79.22	1.683	14:10:43.766

BMCRC - MRO Championships 2022 - Rnd 9 @ Brands Hatch Indy

BMCRC-RKB F1 & F2 Sidecars

RACE 6 - SECTOR ANALYSIS



SECTOR 1 = FL to I1, SECTOR 2 = I1 to FL, DIFF = Difference To Personal Best Lap, P = Crossed Finish Line in Pit Lane, D = Time Disallowed

P5		3 F2		ATKINSON / SMITH		Bellas Honda - Artic	
IDEAL LAP TIME : 53.229		BEST LAP TIME : 53.436		DIFFERENCE : 0.207			
LAP	SECTOR 1	SECTOR 2	LAP TIME	MPH	DIFF	TIME OF DAY	
1 -		22.365	1:02.075	70.05	8.639	14:02:40.116	
2 -	31.926	21.612	53.538 (3)	81.22	0.102	14:03:33.654	
3 -	32.010	21.642	53.652	81.05	0.216	14:04:27.306	
4 -	31.736	21.700	53.436 (1)	81.37		14:05:20.742	
5 -	32.141	21.720	53.861	80.73	0.425	14:06:14.603	
6 -	31.937	21.542	53.479 (2)	81.31	0.043	14:07:08.082	
7 -	32.768	22.715	55.483	78.37	2.047	14:08:03.565	
8 -	31.984	21.582	53.566	81.18	0.130	14:08:57.131	
9 -	32.131	21.493	53.624	81.09	0.188	14:09:50.755	
10 -	32.032	21.598	53.630	81.08	0.194	14:10:44.385	

P6		22 F2		PEARSON / PARKER		LCR Suzuki - Pearson Parker Racing	
IDEAL LAP TIME : 54.274		BEST LAP TIME : 54.293		DIFFERENCE : 0.019			
LAP	SECTOR 1	SECTOR 2	LAP TIME	MPH	DIFF	TIME OF DAY	
1 -		22.765	1:02.233	69.87	7.940	14:02:40.274	
2 -	32.509	22.378	54.887	79.22	0.594	14:03:35.161	
3 -	32.419	22.028	54.447	79.86	0.154	14:04:29.608	
4 -	32.246	22.047	54.293 (1)	80.09		14:05:23.901	
5 -	32.336	22.080	54.416 (3)	79.91	0.123	14:06:18.317	
6 -	32.389	22.212	54.601	79.64	0.308	14:07:12.918	
7 -	33.729	22.030	55.759	77.98	1.466	14:08:08.677	
8 -	33.280	22.091	55.371	78.53	1.078	14:09:04.048	
9 -	32.332	22.045	54.377 (2)	79.97	0.084	14:09:58.425	
10 -	32.693	22.285	54.978	79.09	0.685	14:10:53.403	

P7		62 F1		WRIGHT / BAILEY		Yamaha RYDE F998 - Stainless Steel Designs Ltd.	
IDEAL LAP TIME : 53.508		BEST LAP TIME : 53.542		DIFFERENCE : 0.034			
LAP	SECTOR 1	SECTOR 2	LAP TIME	MPH	DIFF	TIME OF DAY	
1 -		23.609	1:05.028	66.87	11.486	14:02:43.069	
2 -	33.737	22.385	56.122	77.48	2.580	14:03:39.191	
3 -	32.555	21.853	54.408 (3)	79.92	0.866	14:04:33.599	
4 -	33.296	21.982	55.278	78.66	1.736	14:05:28.877	
5 -	32.047	22.546	54.593	79.65	1.051	14:06:23.470	
6 -	31.899	21.643	53.542 (1)	81.21		14:07:17.012	
7 -	32.207	22.899	55.106	78.91	1.564	14:08:12.118	
8 -	32.459	22.849	55.308	78.62	1.766	14:09:07.426	
9 -	32.585	22.078	54.663	79.55	1.121	14:10:02.089	
10 -	31.865	21.724	53.589 (2)	81.14	0.047	14:10:55.678	

P8		28 F2		KING / SIGSWORTH		Lumley Ireson F2 - Townsend Motors	
IDEAL LAP TIME : 54.507		BEST LAP TIME : 55.081		DIFFERENCE : 0.574			
LAP	SECTOR 1	SECTOR 2	LAP TIME	MPH	DIFF	TIME OF DAY	
1 -		23.201	1:03.829	68.12	8.748	14:02:41.870	
2 -	33.344	22.190	55.534	78.30	0.453	14:03:37.404	
3 -	33.201	22.231	55.432	78.44	0.351	14:04:32.836	
4 -	32.899	22.515	55.414	78.47	0.333	14:05:28.250	
5 -	32.637	23.277	55.914	77.77	0.833	14:06:24.164	
6 -	33.211	21.870	55.081 (1)	78.94		14:07:19.245	
7 -	33.203	22.264	55.467	78.39	0.386	14:08:14.712	
8 -	33.644	21.937	55.581	78.23	0.500	14:09:10.293	
9 -	33.097	22.101	55.198 (2)	78.78	0.117	14:10:05.491	
10 -	32.881	22.385	55.266 (3)	78.68	0.185	14:11:00.757	

BMCRC - MRO Championships 2022 - Rnd 9 @ Brands Hatch Indy

BMCRC-RKB F1 & F2 Sidecars

RACE 6 - SECTOR ANALYSIS



SECTOR 1 = FL to I1, SECTOR 2 = I1 to FL, DIFF = Difference To Personal Best Lap, P = Crossed Finish Line in Pit Lane, D = Time Disallowed

P9 60 F2		TOM QUAYE / THO. QUAYE		MRE SUZUKI - Meon Valley Racing		
IDEAL LAP TIME : 54.165		BEST LAP TIME : 54.810		DIFFERENCE : 0.645		
LAP	SECTOR 1	SECTOR 2	LAP TIME	MPH	DIFF	TIME OF DAY
1 -		23.530	1:03.946	68.00	9.136	14:02:41.987
2 -	33.545	22.420	55.965	77.70	1.155	14:03:37.952
3 -	33.056	22.425	55.481	78.38	0.671	14:04:33.433
4 -	33.156	22.368	55.524	78.31	0.714	14:05:28.957
5 -	33.370	22.605	55.975	77.68	1.165	14:06:24.932
6 -	33.229	21.781	55.010 (2)	79.05	0.200	14:07:19.942
7 -	32.688	22.587	55.275 (3)	78.67	0.465	14:08:15.217
8 -	33.806	21.864	55.670	78.11	0.860	14:09:10.887
9 -	33.350	22.001	55.351	78.56	0.541	14:10:06.238
10 -	32.384	22.426	54.810 (1)	79.33		14:11:01.048

P10 39 F2		MOORE / DODD		Ireson HONDA - MDK office seating,LPC,LBS racing		
IDEAL LAP TIME : 54.912		BEST LAP TIME : 55.021		DIFFERENCE : 0.109		
LAP	SECTOR 1	SECTOR 2	LAP TIME	MPH	DIFF	TIME OF DAY
1 -		23.583	1:04.275	67.65	9.254	14:02:42.316
2 -	33.894	22.441	56.335	77.19	1.314	14:03:38.651
3 -	33.443	22.549	55.992	77.66	0.971	14:04:34.643
4 -	33.073	22.570	55.643	78.15	0.622	14:05:30.286
5 -	33.129	22.315	55.444	78.43	0.423	14:06:25.730
6 -	33.207	22.158	55.365	78.54	0.344	14:07:21.095
7 -	32.928	22.294	55.222 (3)	78.74	0.201	14:08:16.317
8 -	33.480	22.161	55.641	78.15	0.620	14:09:11.958
9 -	32.958	22.244	55.202 (2)	78.77	0.181	14:10:07.160
10 -	32.754	22.267	55.021 (1)	79.03		14:11:02.181

P11 23 F2		SAUNDERS / HULME		Baker HONDA - Vacuum & Pressure Leeds		
IDEAL LAP TIME : 54.925		BEST LAP TIME : 55.011		DIFFERENCE : 0.086		
LAP	SECTOR 1	SECTOR 2	LAP TIME	MPH	DIFF	TIME OF DAY
1 -		23.428	1:04.357	67.57	9.346	14:02:42.398
2 -	34.829	23.270	58.099	74.84	3.088	14:03:40.497
3 -	33.484	22.777	56.261	77.29	1.250	14:04:36.758
4 -	33.181	22.726	55.907	77.78	0.896	14:05:32.665
5 -	33.080	22.536	55.616 (3)	78.18	0.605	14:06:28.281
6 -	32.764	22.346	55.110 (2)	78.90	0.099	14:07:23.391
7 -	32.810	22.201	55.011 (1)	79.04		14:08:18.402
8 -	34.065	22.161	56.226	77.34	1.215	14:09:14.628
9 -	32.938	22.713	55.651	78.14	0.640	14:10:10.279
10 -	33.886	22.216	56.102	77.51	1.091	14:11:06.381

P12 37 F2		MORPHET / REILLY		LCR Suzuki -		
IDEAL LAP TIME : 54.622		BEST LAP TIME : 54.622		DIFFERENCE : 0.000		
LAP	SECTOR 1	SECTOR 2	LAP TIME	MPH	DIFF	TIME OF DAY
1 -		23.492	1:06.687	65.20	12.065	14:02:44.728
2 -	34.193	23.289	57.482	75.65	2.860	14:03:42.210
3 -	34.281	22.605	56.886	76.44	2.264	14:04:39.096
4 -	33.480	22.855	56.335	77.19	1.713	14:05:35.431
5 -	33.582	22.860	56.442	77.04	1.820	14:06:31.873
6 -	32.982	22.644	55.626 (2)	78.17	1.004	14:07:27.499
7 -	33.283	22.486	55.769	77.97	1.147	14:08:23.268
8 -	33.224	22.527	55.751 (3)	78.00	1.129	14:09:19.019
9 -	32.441	22.181	54.622 (1)	79.61		14:10:13.641
10 -	33.277	22.595	55.872	77.83	1.250	14:11:09.513

BMCRC - MRO Championships 2022 - Rnd 9 @ Brands Hatch Indy

BMCRC-RKB F1 & F2 Sidecars

RACE 6 - SECTOR ANALYSIS



SECTOR 1 = FL to I1, SECTOR 2 = I1 to FL, DIFF = Difference To Personal Best Lap, P = Crossed Finish Line in Pit Lane, D = Time Disallowed

P13 25 F1		MACLAURIN / HOPE		Ars1 YAMAHA R6 - Amr		
IDEAL LAP TIME : 55.141		BEST LAP TIME : 55.141		DIFFERENCE : 0.000		
LAP	SECTOR 1	SECTOR 2	LAP TIME	MPH	DIFF	TIME OF DAY
1 -		23.443	1:03.727	68.23	8.586	14:02:41.768
2 -	35.005	23.423	58.428	74.42	3.287	14:03:40.196
3 -	33.471	22.854	56.325	77.20	1.184	14:04:36.521
4 -	32.881	22.870	55.751 (3)	78.00	0.610	14:05:32.272
5 -	33.174	22.743	55.917	77.76	0.776	14:06:28.189
6 -	33.385	22.854	56.239	77.32	1.098	14:07:24.428
7 -	32.925	22.652	55.577 (2)	78.24	0.436	14:08:20.005
8 -	33.251	24.650	57.901	75.10	2.760	14:09:17.906
9 -	32.716	22.425	55.141 (1)	78.86		14:10:13.047
10 -	33.476	23.185	56.661	76.74	1.520	14:11:09.708

P14 65 F1		FAIERS / PLUCKROSE		Windle YAMAHA - AWracing ltd		
IDEAL LAP TIME : 55.516		BEST LAP TIME : 55.827		DIFFERENCE : 0.311		
LAP	SECTOR 1	SECTOR 2	LAP TIME	MPH	DIFF	TIME OF DAY
1 -		23.871	1:05.606	66.28	9.779	14:02:43.647
2 -	33.951	23.129	57.080	76.18	1.253	14:03:40.727
3 -	34.051	22.623	56.674	76.73	0.847	14:04:37.401
4 -	33.616	22.749	56.365	77.15	0.538	14:05:33.766
5 -	33.606	22.721	56.327	77.20	0.500	14:06:30.093
6 -	33.300	22.527	55.827 (1)	77.89		14:07:25.920
7 -	33.574	22.551	56.125 (3)	77.48	0.298	14:08:22.045
8 -	34.012	23.258	57.270	75.93	1.443	14:09:19.315
9 -	33.873	22.216	56.089 (2)	77.53	0.262	14:10:15.404
10 -	34.294	22.234	56.528	76.92	0.701	14:11:11.932

P15 20 F2		HANDCOCK / BEVAN		Shelbourne F2 - r-j contracting		
IDEAL LAP TIME : 55.896		BEST LAP TIME : 55.949		DIFFERENCE : 0.053		
LAP	SECTOR 1	SECTOR 2	LAP TIME	MPH	DIFF	TIME OF DAY
1 -		23.528	1:05.829	66.05	9.880	14:02:43.870
2 -	34.777	23.014	57.791	75.24	1.842	14:03:41.661
3 -	33.906	22.616	56.522	76.93	0.573	14:04:38.183
4 -	33.622	22.822	56.444	77.04	0.495	14:05:34.627
5 -	33.595	22.741	56.336 (2)	77.19	0.387	14:06:30.963
6 -	33.343	22.606	55.949 (1)	77.72		14:07:26.912
7 -	33.547	22.981	56.528	76.92	0.579	14:08:23.440
8 -	33.902	22.553	56.455	77.02	0.506	14:09:19.895
9 -	34.048	22.594	56.642	76.77	0.693	14:10:16.537
10 -	33.567	22.859	56.426 (3)	77.06	0.477	14:11:12.963

P16 58 F2		L EASTELL / M. EASTELL		Shelbourne R6 - Lee Eastell Engineering services ltd		
IDEAL LAP TIME : 56.106		BEST LAP TIME : 56.288		DIFFERENCE : 0.182		
LAP	SECTOR 1	SECTOR 2	LAP TIME	MPH	DIFF	TIME OF DAY
1 -		24.204	1:05.517	66.37	9.229	14:02:43.558
2 -	34.728	22.805	57.533	75.58	1.245	14:03:41.091
3 -	34.519	23.328	57.847	75.17	1.559	14:04:38.938
4 -	34.482	22.831	57.313	75.87	1.025	14:05:36.251
5 -	33.301	23.010	56.311 (2)	77.22	0.023	14:06:32.562
6 -	33.672	22.858	56.530	76.92	0.242	14:07:29.092
7 -	33.482	22.874	56.356 (3)	77.16	0.068	14:08:25.448
8 -	33.633	22.868	56.501	76.96	0.213	14:09:21.949
9 -	33.968	23.444	57.412	75.74	1.124	14:10:19.361
10 -	33.413	22.875	56.288 (1)	77.25		14:11:15.649

BMCRC - MRO Championships 2022 - Rnd 9 @ Brands Hatch Indy

BMCRC-RKB F1 & F2 Sidecars

RACE 6 - SECTOR ANALYSIS



SECTOR 1 = FL to I1, SECTOR 2 = I1 to FL, DIFF = Difference To Personal Best Lap, P = Crossed Finish Line in Pit Lane, D = Time Disallowed

P17 38 F2		MOSS / GEDDES		Shelbourne YAMAHA R6 - LifeSafety Motorsport - CharlieMossI		
IDEAL LAP TIME : 56.162		BEST LAP TIME : 56.380		DIFFERENCE : 0.218		
LAP	SECTOR 1	SECTOR 2	LAP TIME	MPH	DIFF	TIME OF DAY
1 -		23.503	1:07.381	64.53	11.001	14:02:45.422
2 -	34.239	23.159	57.398	75.76	1.018	14:03:42.820
3 -	34.382	22.790	57.172	76.06	0.792	14:04:39.992
4 -	34.363	22.961	57.324	75.86	0.944	14:05:37.316
5 -	33.372	23.008	56.380 (1)	77.13		14:06:33.696
6 -	34.217	23.099	57.316	75.87	0.936	14:07:31.012
7 -	33.897	22.916	56.813 (3)	76.54	0.433	14:08:27.825
8 -	33.531	23.144	56.675 (2)	76.72	0.295	14:09:24.500
9 -	33.962	23.897	57.859	75.15	1.479	14:10:22.359
10 -	34.083	22.980	57.063	76.20	0.683	14:11:19.422

P18 67 F1		JEFFREY / FIELD		Windle F1 - MJP/wesso racing		
IDEAL LAP TIME : 56.713		BEST LAP TIME : 56.945		DIFFERENCE : 0.232		
LAP	SECTOR 1	SECTOR 2	LAP TIME	MPH	DIFF	TIME OF DAY
1 -		23.911	1:06.506	65.38	9.561	14:02:44.547
2 -	35.325	23.040	58.365	74.50	1.420	14:03:42.912
3 -	34.742	22.900	57.642	75.44	0.697	14:04:40.554
4 -	34.187	23.061	57.248 (3)	75.96	0.303	14:05:37.802
5 -	34.208	22.979	57.187 (2)	76.04	0.242	14:06:34.989
6 -	34.241	23.074	57.315	75.87	0.370	14:07:32.304
7 -	34.566	23.472	58.038	74.92	1.093	14:08:30.342
8 -	34.352	23.085	57.437	75.71	0.492	14:09:27.779
9 -	34.246	23.473	57.719	75.34	0.774	14:10:25.498
10 -	34.419	22.526	56.945 (1)	76.36		14:11:22.443

P19 911 F2		PHILLIPS / EDWARDS		MRE F2 - Apexx Flooring		
IDEAL LAP TIME : 59.197		BEST LAP TIME : 59.296		DIFFERENCE : 0.099		
LAP	SECTOR 1	SECTOR 2	LAP TIME	MPH	DIFF	TIME OF DAY
1 -		23.838	1:08.117	63.84	8.821	14:02:46.158
2 -	35.359	23.937	59.296 (1)	73.33		14:03:45.454
3 -	35.712	24.065	59.777 (2)	72.74	0.481	14:04:45.231
4 -	35.858	24.533	1:00.391	72.00	1.095	14:05:45.622
5 -	35.776	24.440	1:00.216	72.21	0.920	14:06:45.838
6 -	36.143	24.208	1:00.351	72.05	1.055	14:07:46.189
7 -	36.554	24.635	1:01.189	71.06	1.893	14:08:47.378
8 -	36.198	24.562	1:00.760	71.57	1.464	14:09:48.138
9 -	35.951	24.196	1:00.147 (3)	72.29	0.851	14:10:48.285

P20 30 F2		BUTLER / THOMAS		Ireson F2 - MDK Office Seating Ltd		
IDEAL LAP TIME : 1:01.871		BEST LAP TIME : 1:02.060		DIFFERENCE : 0.189		
LAP	SECTOR 1	SECTOR 2	LAP TIME	MPH	DIFF	TIME OF DAY
1 -		24.994	1:11.433	60.87	9.373	14:02:49.474
2 -	37.917	25.123	1:03.040	68.98	0.980	14:03:52.514
3 -	37.729	25.202	1:02.931 (3)	69.10	0.871	14:04:55.445
4 -	37.672	24.388	1:02.060 (1)	70.07		14:05:57.505
5 -	39.255	25.762	1:05.017	66.88	2.957	14:07:02.522
6 -	37.918	24.827	1:02.745 (2)	69.30	0.685	14:08:05.267
7 -	38.218	25.402	1:03.620	68.35	1.560	14:09:08.887
8 -	37.483	25.502	1:02.985	69.04	0.925	14:10:11.872
9 -	38.694	25.259	1:03.953	67.99	1.893	14:11:15.825

BMCRC - MRO Championships 2022 - Rnd 9 @ Brands Hatch Indy

BMCRC-RKB F1 & F2 Sidecars

RACE 6 - SECTOR ANALYSIS



SECTOR 1 = FL to I1, SECTOR 2 = I1 to FL, DIFF = Difference To Personal Best Lap, P = Crossed Finish Line in Pit Lane, D = Time Disallowed

P21 19 F1		MACBRIDE / THOMPSON		LCR YAMAHA 600 - Lifesafety Motorsport		
IDEAL LAP TIME : 1:03.187		BEST LAP TIME : 1:03.365		DIFFERENCE : 0.178		
LAP	SECTOR 1	SECTOR 2	LAP TIME	MPH	DIFF	TIME OF DAY
1 -		26.566	1:15.253	57.78	11.888	14:02:53.294
2 -	38.126	25.653	1:03.779	68.18	0.414	14:03:57.073
3 -	38.547	25.902	1:04.449	67.47	1.084	14:05:01.522
4 -	37.857	25.854	1:03.711 (3)	68.25	0.346	14:06:05.233
5 -	37.685	25.680	1:03.365 (1)	68.62		14:07:08.598
6 -	39.290	25.830	1:05.120	66.77	1.755	14:08:13.718
7 -	39.752	26.572	1:06.324	65.56	2.959	14:09:20.042
8 -	37.912	26.031	1:03.943	68.00	0.578	14:10:23.985
9 -	37.916	25.502	1:03.418 (2)	68.57	0.053	14:11:27.403

P22 188 F1		BEST / PYMM		LCR KAWASAKI ZX10R - Ecosse Consulting Ltd		
IDEAL LAP TIME : 1:03.229		BEST LAP TIME : 1:03.536		DIFFERENCE : 0.307		
LAP	SECTOR 1	SECTOR 2	LAP TIME	MPH	DIFF	TIME OF DAY
1 -		25.378	1:12.539	59.94	9.003	14:02:50.580
2 -	38.334	25.202	1:03.536 (1)	68.44		14:03:54.116
3 -	38.084	25.650	1:03.734 (2)	68.23	0.198	14:04:57.850
4 -	38.778	25.145	1:03.923 (3)	68.02	0.387	14:06:01.773
5 -	38.879	25.889	1:04.768	67.14	1.232	14:07:06.541
6 -	40.578	25.897	1:06.475	65.41	2.939	14:08:13.016
7 -	40.083	26.055	1:06.138	65.75	2.602	14:09:19.154
8 -	41.345	26.179	1:07.524	64.40	3.988	14:10:26.678
9 -	38.846	26.090	1:04.936	66.96	1.400	14:11:31.614

P23 167 F2		PETTMAN / DAWKINS		Windle 600 YAMAHA - Wesso Racing		
IDEAL LAP TIME : 1:00.132		BEST LAP TIME : 1:00.309		DIFFERENCE : 0.177		
LAP	SECTOR 1	SECTOR 2	LAP TIME	MPH	DIFF	TIME OF DAY
1 -		24.774	1:10.457	61.71	10.148	14:02:48.498
2 -	36.149	24.160	1:00.309 (1)	72.10		14:03:48.807
3 -	35.979	24.663	1:00.642 (3)	71.70	0.333	14:04:49.449
4 -	35.972	24.437	1:00.409 (2)	71.98	0.100	14:05:49.858
5 -	36.413	27.202	1:03.615	68.35	3.306	14:06:53.473

P24 11 F2		GILBERT / GIBBONS		Shelbourne HONDA - West Ewell fencing		
IDEAL LAP TIME :		BEST LAP TIME : 53.204		DIFFERENCE :		
LAP	SECTOR 1	SECTOR 2	LAP TIME	MPH	DIFF	TIME OF DAY
1 -			1:07.057	64.84	13.853	14:02:45.098
2 -			55.433 (2)	78.44	2.229	14:03:40.531
3 -			53.204 (1)	81.73		14:04:33.735

BMCRC - MRO Championships 2022 - Rnd 9 @ Brands Hatch Indy

BMCRC-RKB F1 & F2 Sidecars

RACE 6 - BEST SECTORS

SECTOR 1			SECTOR 2			IDEAL / BEST COMPARISON						
POS	NO	NAME	TIME	NO	NAME	TIME	POS	NO	NAME	IDEAL	BEST	DIFF
									PERFECT LAP	51.763		
1	32	GUY / PILMOOR-BRADY	30.724	32	GUY / PILMOOR-BRADY	21.039	1	32	GUY / PILMOOR-BRA	51.763	51.954	0.191
2	117	POTTINGER / DODD	31.379	33	HEGARTY / NEAVE	21.223	2	33	HEGARTY / NEAVE	52.845	52.916	0.071
3	33	HEGARTY / NEAVE	31.622	3	ATKINSON / SMITH	21.493	3	117	POTTINGER / DODD	53.039	53.208	0.169
4	69	LAMBERT / JAVENS	31.724	69	LAMBERT / JAVENS	21.504	4	69	LAMBERT / JAVENS	53.228	53.228	0.000
5	3	ATKINSON / SMITH	31.736	62	WRIGHT / BAILEY	21.643	5	3	ATKINSON / SMITH	53.229	53.436	0.207
6	62	WRIGHT / BAILEY	31.865	117	POTTINGER / DODD	21.660	6	62	WRIGHT / BAILEY	53.508	53.542	0.034
7	22	PEARSON / PARKER	32.246	60	TOM QUAYE / THO. QUAYE	21.781	7	60	TOM QUAYE / THO. C	54.165	54.810	0.645
8	60	TOM QUAYE / THO. QUAYE	32.384	28	KING / SIGSWORTH	21.870	8	22	PEARSON / PARKER	54.274	54.293	0.019
9	37	MORPHET / REILLY	32.441	22	PEARSON / PARKER	22.028	9	28	KING / SIGSWORTH	54.507	55.081	0.574
10	28	KING / SIGSWORTH	32.637	39	MOORE / DODD	22.158	10	37	MORPHET / REILLY	54.622	54.622	0.000
11	25	MACLAURIN / HOPE	32.716	23	SAUNDERS / HULME	22.161	11	39	MOORE / DODD	54.912	55.021	0.109
12	39	MOORE / DODD	32.754	37	MORPHET / REILLY	22.181	12	23	SAUNDERS / HULME	54.925	55.011	0.086
13	23	SAUNDERS / HULME	32.764	65	FAIERS / PLUCKROSE	22.216	13	25	MACLAURIN / HOPE	55.141	55.141	0.000
14	65	FAIERS / PLUCKROSE	33.300	25	MACLAURIN / HOPE	22.425	14	65	FAIERS / PLUCKROS	55.516	55.827	0.311
15	58	L. EASTELL / M. EASTELL	33.301	67	JEFFREY / FIELD	22.526	15	20	HANDCOCK / BEVAN	55.896	55.949	0.053
16	20	HANDCOCK / BEVAN	33.343	20	HANDCOCK / BEVAN	22.553	16	58	L. EASTELL / M. EAS	56.106	56.288	0.182
17	38	MOSS / GEDDES	33.372	38	MOSS / GEDDES	22.790	17	38	MOSS / GEDDES	56.162	56.380	0.218
18	67	JEFFREY / FIELD	34.187	58	L. EASTELL / M. EASTELL	22.805	18	67	JEFFREY / FIELD	56.713	56.945	0.232
19	911	PHILLIPS / EDWARDS	35.359	911	PHILLIPS / EDWARDS	23.838	19	911	PHILLIPS / EDWARDS	59.197	59.296	0.099
20	167	PETTMAN / DAWKINS	35.972	167	PETTMAN / DAWKINS	24.160	20	167	PETTMAN / DAWKINS	1:00.132	1:00.309	0.177
21	30	BUTLER / THOMAS	37.483	30	BUTLER / THOMAS	24.388	21	30	BUTLER / THOMAS	1:01.871	1:02.060	0.189
22	19	MACBRIDE / THOMPSON	37.685	188	BEST / PYMM	25.145	22	19	MACBRIDE / THOMP	1:03.187	1:03.365	0.178
23	188	BEST / PYMM	38.084	19	MACBRIDE / THOMPSON	25.502	23	188	BEST / PYMM	1:03.229	1:03.536	0.307
24							24	11	GILBERT / GIBBONS		53.204	

BMCRC - MRO Championships 2022 - Rnd 9 @ Brands Hatch Indy

BMCRC-RKB F1 & F2 Sidecars

RACE 6 - STATISTICS

Competitors Started 24
Planned Start 2022-10-01 @ 13:45:00.000
Actual Start 2022-10-01 @ 14:01:38.041
Finish Time 2022-10-01 @ 14:10:31.482
Track Length 1.2079mi.
Total Laps 224
Total Distance Covered 270.5798mi.

Session Fastest Lap History

NO	CL	NAME	LAP TIME	TIME OF DAY	LAP	VEHICLE
32	F1	GUY / PILMOOR-BRADY	52.812	14:03:31.726	2	LCR SUZUKI
32	F1	GUY / PILMOOR-BRADY	51.975	14:04:23.702	3	LCR SUZUKI
32	F1	GUY / PILMOOR-BRADY	51.972	14:05:15.672	4	LCR SUZUKI
32	F1	GUY / PILMOOR-BRADY	51.954	14:08:46.283	8	LCR SUZUKI

Session Leader History

NO	CL	NAME	FROM LAP	LAPS LED	DISTANCE	VEHICLE
69	F2	LAMBERT / JAVENS	1	1	1.20 miles	Honda LCR
32	F1	GUY / PILMOOR-BRADY	2	9	10.87 miles	LCR SUZUKI

Flag History

TYPE	TIME OF DAY
GREEN	14:01:38.041
FINISH	14:10:31.482

Flag Statistics

TYPE	COUNT	TOTAL LAPS	TOTAL TIME
Green	1	10	9:59.530
Red	0	0	0.000
Safety Car	0	0	0.000
FCY	0	0	0.000

BMCRC - MRO Championships 2022 - Rnd 9 @ Brands Hatch Indy

BMCRC-RKB F1 & F2 Sidecars

RACE 6 - STATISTICS

CLASS : F1

8 Starters

Fastest Lap History

NO	NAME	LAP TIME	TIME OF DAY	LAP	VEHICLE
32	GUY / PILMOOR-BRADY	52.812	14:03:31.726	2	LCR SUZUKI
32	GUY / PILMOOR-BRADY	51.975	14:04:23.702	3	LCR SUZUKI
32	GUY / PILMOOR-BRADY	51.972	14:05:15.672	4	LCR SUZUKI
32	GUY / PILMOOR-BRADY	51.954	14:08:46.283	8	LCR SUZUKI

Leader History

NO	NAME	FROM LAP	LAPS LED	DISTANCE	VEHICLE
32	GUY / PILMOOR-BRADY	1	10	12.07 miles	LCR SUZUKI

BMCRC - MRO Championships 2022 - Rnd 9 @ Brands Hatch Indy

BMCRC-RKB F1 & F2 Sidecars

RACE 6 - STATISTICS

CLASS : F2

16 Starters

Fastest Lap History

NO	NAME	LAP TIME	TIME OF DAY	LAP	VEHICLE
69	LAMBERT / JAVENS	53.703	14:03:31.988	2	Honda LCR
33	HEGARTY / NEAVE	53.629	14:03:32.458	2	Christie HONDA
3	ATKINSON / SMITH	53.538	14:03:33.672	2	Bellas Honda
11	GILBERT / GIBBONS	53.204	14:04:33.735	3	Shelbourne HONDA
33	HEGARTY / NEAVE	52.916	14:07:59.171	7	Christie HONDA

Leader History

NO	NAME	FROM LAP	LAPS LED	DISTANCE	VEHICLE
69	LAMBERT / JAVENS	1	3	3.62 miles	Honda LCR
33	HEGARTY / NEAVE	4	7	8.45 miles	Christie HONDA



BMCRC - MRO Championships 2022 - Rnd 9 @ Brands Hatch Indy

BMCRC-RKB F1 & F2 Sidecars

RACE 15 - GRID (10 Laps)

ROW 13	26	40	GRAHAM / BAKER	25	10	WEBB / HOPE
ROW 12	24	188	BEST / PYMM 1:03.536	23	19	MACBRIDE / THOMPSON 1:03.365
ROW 11	22	30	BUTLER / THOMAS 1:02.060	21	167	PETTMAN / DAWKINS 1:00.309
ROW 10	20	911	PHILLIPS / EDWARDS 59.296	19	67	JEFFREY / FIELD 56.945
ROW 9	18	38	MOSS / GEDDES 56.380	17	58	L. EASTELL / M. EASTELL 56.288
ROW 8	16	20	HANDCOCK / BEVAN 55.949	15	65	FAIERS / PLUCKROSE 55.827
ROW 7	14	25	MACLAURIN / HOPE 55.141	13	28	KING / SIGSWORTH 55.081
ROW 6	12	39	MOORE / DODD 55.021	11	23	SAUNDERS / HULME 55.011
ROW 5	10	60	TOM QUAYE / THO. QUAYE 54.810	9	37	MORPHET / REILLY 54.622
ROW 4	8	22	PEARSON / PARKER 54.293	7	62	WRIGHT / BAILEY 53.542
ROW 3	6	3	ATKINSON / SMITH 53.436	5	69	LAMBERT / HAYNES
ROW 2	4	117	POTTINGER / DODD 53.208	3	11	GILBERT / GIBBONS 53.204
ROW 1	2	33	HEGARTY / NEAVE 52.916	1	32	GUY / PILMOOR-BRADY 51.954

Pole

Brands Hatch Indy: 1.2079 miles

These results are provisional until the conclusion of any judicial and technical matters.

Clerk Of Course :	Stewards :	Timekeeper : <i>Craig Smith</i>
-------------------	------------	------------------------------------

Results can be found at www.tsl-timing.com

Printed - 14:13 Saturday, 01 October 2022





BMCRC - MRO Championships 2022 - Rnd 9 @ Brands Hatch Indy

BMCRC-RKB F1 & F2 Sidecars

RACE 15 - CLASSIFICATION

POS	NO	CL	PIC NAME	ENTRY	LAPS	TIME	GAP	DIFF	MPH	BEST	ON
1	32	F1	1 GUY / PILMOOR-BRADY	LCR SUZUKI -	10	8:56.096			81.11	52.442	5
2	33	F2	1 HEGARTY / NEAVE	Christie HONDA -	10	8:57.790	1.694	1.694	80.86	52.822	8
3	117	F1	2 POTTINGER / DODD	LCR Yamaha - GB Precision Eng/Opal Fabrication	10	9:02.956	6.860	5.166	80.09	53.057	6
4	69	F2	2 LAMBERT / HAYNES	Honda LCR - graham anne ward	10	9:04.906	8.810	1.950	79.80	53.408	9
5	62	F1	3 WRIGHT / BAILEY	Yamaha RYDE F998 - Stainless Steel Designs Ltd.	10	9:10.267	14.171	5.361	79.02	53.582	7
6	60	F2	3 TOM QUAYE / THO. QUAYE	MRE SUZUKI - Meon Valley Racing	10	9:17.548	21.452	7.281	77.99	54.753	7
7	22	F2	4 PEARSON / PARKER	LCR Suzuki - Pearson Parker Racing	10	9:17.800	21.704	0.252	77.95	54.345	9
8	39	F2	5 MOORE / DODD	Ireson HONDA - MDK office seating,LPC,LBS racing	10	9:22.984	26.888	5.184	77.24	54.862	6
9	20	F2	6 HANDCOCK / BEVAN	Shelbourne F2 - rj contracting	10	9:23.761	27.665	0.777	77.13	55.035	6
10	28*	F2	7 KING / SIGSWORTH	Lumley Ireson F2 - Townsend Motors	10	9:30.536	34.440	6.775	76.21	54.868	5
11	65	F1	4 FAIERS / PLUCKROSE	Windle YAMAHA - AWracing ltd	10	9:32.976	36.880	2.440	75.89	55.801	3
12	58	F2	8 L. EASTELL / M. EASTELL	Shelbourne R6 - Lee Eastell Engineering services ltr	10	9:33.838	37.742	0.862	75.78	56.051	6
13	37	F2	9 MORPHET / REILLY	LCR Suzuki -	10	9:34.244	38.148	0.406	75.72	55.903	6
14	38	F2	10 MOSS / GEDDES	Shelbourne YAMAHA R6 - LifeSafety Motorsport - C	10	9:44.804	48.708	10.560	74.36	56.670	2
15	67	F1	5 JEFFREY / FIELD	Windle F1 - MJP/wesso racing	10	9:49.421	53.325	4.617	73.77	57.675	9
16	911	F2	11 PHILLIPS / EDWARDS	MRE F2 - Apexx Flooring	9	9:04.937	1 Lap	1 Lap	71.82	58.780	9
17	167	F2	12 PETTMAN / DAWKINS	Windle 600 YAMAHA - Wesso Racing	9	9:18.219	1 Lap	13.282	70.11	59.706	4
18	30	F2	13 BUTLER / THOMAS	Ireson F2 - MDK Office Seating Ltd	9	9:21.406	1 Lap	3.187	69.71	59.905	7
19	188	F1	6 BEST / PYMM	LCR KAWASAKI ZX10R - Ecosse Consulting Ltd	9	9:38.296	1 Lap	16.890	67.67	1:01.084	2
20	19	F1	7 MACBRIDE / THOMPSON	LCR YAMAHA 600 - Lifesafety Motorsport	9	9:41.009	1 Lap	2.713	67.36	1:02.056	2

NOT CLASSIFIED

DNF	3	F2	ATKINSON / SMITH	Bellas Honda - Artic	2	1:57.887	8 Laps	7 Laps	73.77	57.674	2
DNF	23	F2	SAUNDERS / HULME	Baker HONDA - Vacuum & Pressure Leeds	0						

FASTEST LAP

	32	F1	GUY / PILMOOR-BRADY	LCR SUZUKI -	5	52.442		82.92 mph		133.45 kph	
	33	F2	HEGARTY / NEAVE	Christie HONDA -	8	52.822		82.32 mph		132.49 kph	

* No. 28 - 10 second penalty - yellow flag infringement

Class F1 - 92.5% of Race Speed = 75.02 mph

Class F2 - 92.5% of Race Speed = 74.79 mph

Weather / Track : Cloudy / Dry

These results are provisional until the conclusion of any judicial and technical matters.

Race Distance: 10 Laps / 12.07 miles

Brands Hatch Indy: 1.2079 miles

Date: 01/10/2022 Start: 16:14 Finish: 16:23

Clerk Of Course :	Stewards :	Timekeeper : <i>Craig Smith</i>
-------------------	------------	------------------------------------

Results can be found at www.tsl-timing.com

Printed - 16:24 Saturday, 01 October 2022



BMCRC - MRO Championships 2022 - Rnd 9 @ Brands Hatch Indy

BMCRC-RKB F1 & F2 Sidecars

RACE 15 - LAP CHART

LAP 1 @ 16:15:05.693

NO	BEHIND	LAP TIME
32		58.239
33	0.618	58.857
69	1.583	59.822
3	1.974	1:00.213
117	2.432	1:00.671
60	3.135	1:01.374
39	3.713	1:01.952
28	4.571	1:02.810
62	5.182	1:03.421
22	5.293	1:03.532
20	5.762	1:04.001
65	6.237	1:04.476
58	7.082	1:05.321
38	7.825	1:06.064
37	7.946	1:06.185
67	9.155	1:07.394
911	10.264	1:08.503
30	12.030	1:10.269
19	14.012	1:12.251
167	14.784	1:13.023
188	16.316	1:14.555

LAP 2 @ 16:15:58.779

NO	BEHIND	LAP TIME
32		53.086
33	0.868	53.336
69	2.346	53.849
117	3.093	53.747
60	4.867	54.818
39	5.599	54.972
62	6.277	54.181
3	6.562	57.674
28	6.689	55.204
22	7.474	55.267
20	8.249	55.573
65	9.392	56.241
58	10.750	56.754
38	11.409	56.670
37	11.883	57.023
67	14.322	58.253
911	16.403	59.225
30	20.795	1:01.851
167	22.487	1:00.789
19	22.982	1:02.056
188	24.314	1:01.084

LAP 3 @ 16:16:51.466

NO	BEHIND	LAP TIME
32		52.687
33	1.198	53.017
69	3.454	53.795
117	3.543	53.137
60	6.982	54.802
62	7.572	53.982
39	8.893	55.981
28	9.081	55.079
22	9.757	54.970
20	11.234	55.672
65	12.506	55.801
58	14.524	56.461
37	15.543	56.347
38	16.289	57.567

Weather / Track : Cloudy / Dry

Results can be found at www.tsl-timing.com

67	19.660	58.025
911	22.863	59.147
30	29.646	1:01.538
167	30.196	1:00.396
19	32.813	1:02.518
188	34.367	1:02.740

LAP 4 @ 16:17:44.386

NO	BEHIND	LAP TIME
32		52.920
33	1.478	53.200
69	4.067	53.533
117	4.352	53.729
60	9.094	55.032
62	9.274	54.622
28	11.078	54.917
39	11.979	56.006
22	12.009	55.172
20	13.814	55.500
65	16.797	57.211
58	18.655	57.051
37	19.419	56.796
38	20.516	57.147
67	24.763	58.023
911	29.704	59.761
167	36.982	59.706
30	38.480	1:01.754
188	43.652	1:02.205
19	43.738	1:03.845

LAP 5 @ 16:18:36.828

NO	BEHIND	LAP TIME
32		52.442
33	2.186	53.150
69	5.482	53.857
117	5.580	53.670
62	11.213	54.381
60	12.164	55.512
28	13.504	54.868
22	14.352	54.785
39	14.826	55.289
20	16.891	55.519
65	20.221	55.866
58	22.400	56.187
37	23.168	56.191
38	25.399	57.325
67	30.297	57.976
911	37.225	59.963
167	44.660	1:00.120
30	46.712	1:00.674
188	53.224	1:02.014

LAP 6 @ 16:19:30.166

NO	BEHIND	LAP TIME
32		53.338
19	1 Lap	1:03.809
33	1.918	53.070
117	5.299	53.057
69	5.971	53.827
62	11.566	53.691
60	13.785	54.959
28	15.117	54.951
22	15.522	54.508
39	16.350	54.862

20	18.588	55.035
65	23.447	56.564
58	25.113	56.051
37	25.733	55.903
38	29.420	57.359
67	35.016	58.057
911	43.933	1:00.046
167	52.178	1:00.856

LAP 7 @ 16:20:23.314

NO	BEHIND	LAP TIME
32		53.148
33	2.381	53.611
30	1 Lap	1:02.626
117	6.468	54.317
69	6.781	53.958
188	1 Lap	1:03.490
62	12.000	53.582
19	1 Lap	1:03.605
60	15.390	54.753
22	17.203	54.829
28	17.719	55.750
39	18.521	55.319
20	20.765	55.325
65	26.714	56.415
58	28.106	56.141
37	28.767	56.182
38	33.531	57.259
67	40.069	58.201
911	50.785	1:00.000

LAP 8 @ 16:21:16.800

NO	BEHIND	LAP TIME
32		53.486
33	1.717	52.822
167	1 Lap	1:01.161
117	6.860	53.878
69	7.474	54.179
30	1 Lap	59.905
62	12.326	53.812
60	16.814	54.910
22	18.827	55.110
28	20.248	56.015
188	1 Lap	1:03.846
39	21.525	56.490
20	22.543	55.264
19	1 Lap	1:04.269
65	29.450	56.222
58	30.927	56.307
37	31.940	56.659
38	38.982	58.937
67	44.713	58.130

LAP 9 @ 16:22:10.419

NO	BEHIND	LAP TIME
32		53.619
33	1.815	53.717
911	1 Lap	59.512
117	6.313	53.072
69	7.263	53.408
62	13.265	54.558
167	1 Lap	1:01.389
30	1 Lap	1:01.452
60	18.339	55.144

22	19.553	54.345
28	22.021	55.392
39	23.951	56.045
20	25.011	56.087
188	1 Lap	1:04.531
65	33.080	57.249
58	34.045	56.737
19	1 Lap	1:04.802
37	34.430	56.109
38	43.275	57.912
67	48.769	57.675

LAP 10 @ 16:23:03.550

NO	BEHIND	LAP TIME
32		53.131
33	1.694	53.010
117	6.860	53.678
69	8.810	54.678
911	1 Lap	58.780
62	14.171	54.037
60	21.452	56.244
22	21.704	55.282
167	1 Lap	1:00.779
28	24.440	55.550
30	1 Lap	1:01.337
39	26.888	56.068
20	27.665	55.785
65	36.880	56.931
58	37.742	56.828
37	38.148	56.849
188	1 Lap	1:03.831
19	1 Lap	1:03.854
38	48.708	58.564
67	53.325	57.687

Brands Hatch Indy: 1.2079 miles
Date: 01/10/2022 Start: 16:14 Finish: 16:23

Printed - 16:24 Saturday, 01 October 2022

BMCRC - MRO Championships 2022 - Rnd 9 @ Brands Hatch Indy

BMCRC-RKB F1 & F2 Sidecars

RACE 15 - SECTOR ANALYSIS



SECTOR 1 = FL to I1, SECTOR 2 = I1 to FL, DIFF = Difference To Personal Best Lap, P = Crossed Finish Line in Pit Lane, D = Time Disallowed

P1 32 F1		GUY / PILMOOR-BRADY		LCR SUZUKI -		
IDEAL LAP TIME : 52.374		BEST LAP TIME : 52.442		DIFFERENCE : 0.068		
LAP	SECTOR 1	SECTOR 2	LAP TIME	MPH	DIFF	TIME OF DAY
1 -		21.340	58.239	74.66	5.797	16:15:05.693
2 -	31.795	21.291	53.086	81.91	0.644	16:15:58.779
3 -	31.493	21.194	52.687 (2)	82.53	0.245	16:16:51.466
4 -	31.780	21.140	52.920 (3)	82.17	0.478	16:17:44.386
5 -	31.234	21.208	52.442 (1)	82.92		16:18:36.828
6 -	31.403	21.935	53.338	81.52	0.896	16:19:30.166
7 -	31.310	21.838	53.148	81.82	0.706	16:20:23.314
8 -	32.058	21.428	53.486	81.30	1.044	16:21:16.800
9 -	32.036	21.583	53.619	81.10	1.177	16:22:10.419
10 -	31.729	21.402	53.131	81.84	0.689	16:23:03.550

P2 33 F2		HEGARTY / NEAVE		Christie HONDA -		
IDEAL LAP TIME : 52.733		BEST LAP TIME : 52.822		DIFFERENCE : 0.089		
LAP	SECTOR 1	SECTOR 2	LAP TIME	MPH	DIFF	TIME OF DAY
1 -		21.735	58.857	73.88	6.035	16:15:06.311
2 -	31.835	21.501	53.336	81.53	0.514	16:15:59.647
3 -	31.615	21.402	53.017 (3)	82.02	0.195	16:16:52.664
4 -	31.974	21.226	53.200	81.74	0.378	16:17:45.864
5 -	31.669	21.481	53.150	81.81	0.328	16:18:39.014
6 -	31.596	21.474	53.070	81.94	0.248	16:19:32.084
7 -	31.922	21.689	53.611	81.11	0.789	16:20:25.695
8 -	31.523	21.299	52.822 (1)	82.32		16:21:18.517
9 -	31.659	22.058	53.717	80.95	0.895	16:22:12.234
10 -	31.507	21.503	53.010 (2)	82.03	0.188	16:23:05.244

P3 117 F1		POTTINGER / DODD		LCR Yamaha - GB Precision Eng/Opal Fabrication		
IDEAL LAP TIME : 52.827		BEST LAP TIME : 53.057		DIFFERENCE : 0.230		
LAP	SECTOR 1	SECTOR 2	LAP TIME	MPH	DIFF	TIME OF DAY
1 -		22.004	1:00.671	71.67	7.614	16:15:08.125
2 -	31.924	21.823	53.747	80.90	0.690	16:16:01.872
3 -	31.511	21.626	53.137 (3)	81.83	0.080	16:16:55.009
4 -	32.001	21.728	53.729	80.93	0.672	16:17:48.738
5 -	31.863	21.807	53.670	81.02	0.613	16:18:42.408
6 -	31.394	21.663	53.057 (1)	81.96		16:19:35.465
7 -	32.371	21.946	54.317	80.05	1.260	16:20:29.782
8 -	32.156	21.722	53.878	80.71	0.821	16:21:23.660
9 -	31.639	21.433	53.072 (2)	81.93	0.015	16:22:16.732
10 -	31.759	21.919	53.678	81.01	0.621	16:23:10.410

P4 69 F2		LAMBERT / HAYNES		Honda LCR - graham anne ward		
IDEAL LAP TIME : 53.389		BEST LAP TIME : 53.408		DIFFERENCE : 0.019		
LAP	SECTOR 1	SECTOR 2	LAP TIME	MPH	DIFF	TIME OF DAY
1 -		21.731	59.822	72.69	6.414	16:15:07.276
2 -	32.136	21.713	53.849	80.75	0.441	16:16:01.125
3 -	31.942	21.853	53.795 (3)	80.83	0.387	16:16:54.920
4 -	31.922	21.611	53.533 (2)	81.23	0.125	16:17:48.453
5 -	31.961	21.896	53.857	80.74	0.449	16:18:42.310
6 -	32.250	21.577	53.827	80.78	0.419	16:19:36.137
7 -	31.981	21.977	53.958	80.59	0.550	16:20:30.095
8 -	32.017	22.162	54.179	80.26	0.771	16:21:24.274
9 -	31.941	21.467	53.408 (1)	81.42		16:22:17.682
10 -	31.986	22.692	54.678	79.53	1.270	16:23:12.360

BMCRC - MRO Championships 2022 - Rnd 9 @ Brands Hatch Indy

BMCRC-RKB F1 & F2 Sidecars

RACE 15 - SECTOR ANALYSIS



SECTOR 1 = FL to I1, SECTOR 2 = I1 to FL, DIFF = Difference To Personal Best Lap, P = Crossed Finish Line in Pit Lane, D = Time Disallowed

P5 62 F1		WRIGHT / BAILEY		Yamaha RYDE F998 - Stainless Steel Designs Ltd.		
IDEAL LAP TIME : 53.395		BEST LAP TIME : 53.582		DIFFERENCE : 0.187		
LAP	SECTOR 1	SECTOR 2	LAP TIME	MPH	DIFF	TIME OF DAY
1 -		22.521	1:03.421	68.56	9.839	16:15:10.875
2 -	32.099	22.082	54.181	80.26	0.599	16:16:05.056
3 -	32.236	21.746	53.982	80.55	0.400	16:16:59.038
4 -	32.951	21.671	54.622	79.61	1.040	16:17:53.660
5 -	32.744	21.637	54.381	79.96	0.799	16:18:48.041
6 -	32.164	21.527	53.691 (2)	80.99	0.109	16:19:41.732
7 -	31.947	21.635	53.582 (1)	81.15		16:20:35.314
8 -	32.364	21.448	53.812 (3)	80.81	0.230	16:21:29.126
9 -	32.131	22.427	54.558	79.70	0.976	16:22:23.684
10 -	32.394	21.643	54.037	80.47	0.455	16:23:17.721

P6 60 F2		TOM QUAYE / THO. QUAYE		MRE SUZUKI - Meon Valley Racing		
IDEAL LAP TIME : 54.480		BEST LAP TIME : 54.753		DIFFERENCE : 0.273		
LAP	SECTOR 1	SECTOR 2	LAP TIME	MPH	DIFF	TIME OF DAY
1 -		22.050	1:01.374	70.85	6.621	16:15:08.828
2 -	32.683	22.135	54.818 (3)	79.32	0.065	16:16:03.646
3 -	32.841	21.961	54.802 (2)	79.35	0.049	16:16:58.448
4 -	33.198	21.834	55.032	79.01	0.279	16:17:53.480
5 -	33.409	22.103	55.512	78.33	0.759	16:18:48.992
6 -	32.827	22.132	54.959	79.12	0.206	16:19:43.951
7 -	32.956	21.797	54.753 (1)	79.42		16:20:38.704
8 -	32.907	22.003	54.910	79.19	0.157	16:21:33.614
9 -	33.198	21.946	55.144	78.85	0.391	16:22:28.758
10 -	33.052	23.192	56.244	77.31	1.491	16:23:25.002

P7 22 F2		PEARSON / PARKER		LCR Suzuki - Pearson Parker Racing		
IDEAL LAP TIME : 54.167		BEST LAP TIME : 54.345		DIFFERENCE : 0.178		
LAP	SECTOR 1	SECTOR 2	LAP TIME	MPH	DIFF	TIME OF DAY
1 -		22.873	1:03.532	68.44	9.187	16:15:10.986
2 -	33.121	22.146	55.267	78.68	0.922	16:16:06.253
3 -	32.573	22.397	54.970	79.10	0.625	16:17:01.223
4 -	32.333	22.839	55.172	78.81	0.827	16:17:56.395
5 -	32.877	21.908	54.785 (3)	79.37	0.440	16:18:51.180
6 -	32.259	22.249	54.508 (2)	79.77	0.163	16:19:45.688
7 -	32.641	22.188	54.829	79.31	0.484	16:20:40.517
8 -	32.692	22.418	55.110	78.90	0.765	16:21:35.627
9 -	32.316	22.029	54.345 (1)	80.01		16:22:29.972
10 -	32.450	22.832	55.282	78.66	0.937	16:23:25.254

P8 39 F2		MOORE / DODD		Ireson HONDA - MDK office seating,LPC,LBS racing		
IDEAL LAP TIME : 54.703		BEST LAP TIME : 54.862		DIFFERENCE : 0.159		
LAP	SECTOR 1	SECTOR 2	LAP TIME	MPH	DIFF	TIME OF DAY
1 -		22.123	1:01.952	70.19	7.090	16:15:09.406
2 -	32.792	22.180	54.972 (2)	79.10	0.110	16:16:04.378
3 -	33.108	22.873	55.981	77.68	1.119	16:17:00.359
4 -	32.997	23.009	56.006	77.64	1.144	16:17:56.365
5 -	33.069	22.220	55.289 (3)	78.65	0.427	16:18:51.654
6 -	32.580	22.282	54.862 (1)	79.26		16:19:46.516
7 -	32.756	22.563	55.319	78.60	0.457	16:20:41.835
8 -	32.879	23.611	56.490	76.98	1.628	16:21:38.325
9 -	33.473	22.572	56.045	77.59	1.183	16:22:34.370
10 -	33.316	22.752	56.068	77.55	1.206	16:23:30.438

BMCRC - MRO Championships 2022 - Rnd 9 @ Brands Hatch Indy

BMCRC-RKB F1 & F2 Sidecars

RACE 15 - SECTOR ANALYSIS



SECTOR 1 = FL to I1, SECTOR 2 = I1 to FL, DIFF = Difference To Personal Best Lap, P = Crossed Finish Line in Pit Lane, D = Time Disallowed

P9 20 F2		HANDCOCK / BEVAN		Shelbourne F2 - rj contracting		
IDEAL LAP TIME : 54.958		BEST LAP TIME : 55.035		DIFFERENCE : 0.077		
LAP	SECTOR 1	SECTOR 2	LAP TIME	MPH	DIFF	TIME OF DAY
1 -		22.986	1:04.001	67.94	8.966	16:15:11.455
2 -	33.347	22.226	55.573	78.25	0.538	16:16:07.028
3 -	33.412	22.260	55.672	78.11	0.637	16:17:02.700
4 -	33.313	22.187	55.500	78.35	0.465	16:17:58.200
5 -	33.160	22.359	55.519	78.32	0.484	16:18:53.719
6 -	32.858	22.177	55.035 (1)	79.01		16:19:48.754
7 -	33.225	22.100	55.325 (3)	78.60	0.290	16:20:44.079
8 -	32.984	22.280	55.264 (2)	78.68	0.229	16:21:39.343
9 -	33.772	22.315	56.087	77.53	1.052	16:22:35.430
10 -	33.314	22.471	55.785	77.95	0.750	16:23:31.215

P10 28 F2		KING / SIGSWORTH		Lumley Ireson F2 - Townsend Motors		
IDEAL LAP TIME : 54.545		BEST LAP TIME : 54.868		DIFFERENCE : 0.323		
LAP	SECTOR 1	SECTOR 2	LAP TIME	MPH	DIFF	TIME OF DAY
1 -		22.250	1:02.810	69.23	7.942	16:15:10.264
2 -	33.365	21.839	55.204	78.77	0.336	16:16:05.468
3 -	33.168	21.911	55.079	78.95	0.211	16:17:00.547
4 -	32.729	22.188	54.917 (2)	79.18	0.049	16:17:55.464
5 -	32.769	22.099	54.868 (1)	79.25		16:18:50.332
6 -	32.706	22.245	54.951 (3)	79.13	0.083	16:19:45.283
7 -	33.113	22.637	55.750	78.00	0.882	16:20:41.033
8 -	33.388	22.627	56.015	77.63	1.147	16:21:37.048
9 -	33.034	22.358	55.392	78.50	0.524	16:22:32.440
10 -	32.913	22.637	55.550	78.28	0.682	16:23:27.990

P11 65 F1		FAIERS / PLUCKROSE		Windle YAMAHA - AWracing ltd		
IDEAL LAP TIME : 55.622		BEST LAP TIME : 55.801		DIFFERENCE : 0.179		
LAP	SECTOR 1	SECTOR 2	LAP TIME	MPH	DIFF	TIME OF DAY
1 -		22.736	1:04.476	67.44	8.675	16:15:11.930
2 -	33.568	22.673	56.241	77.32	0.440	16:16:08.171
3 -	33.575	22.226	55.801 (1)	77.93		16:17:03.972
4 -	34.795	22.416	57.211	76.00	1.410	16:18:01.183
5 -	33.470	22.396	55.866 (2)	77.83	0.065	16:18:57.049
6 -	34.053	22.511	56.564	76.87	0.763	16:19:53.613
7 -	33.916	22.499	56.415	77.08	0.614	16:20:50.028
8 -	34.070	22.152	56.222 (3)	77.34	0.421	16:21:46.250
9 -	33.713	23.536	57.249	75.95	1.448	16:22:43.499
10 -	34.547	22.384	56.931	76.38	1.130	16:23:40.430

P12 58 F2		L EASTELL / M. EASTELL		Shelbourne R6 - Lee Eastell Engineering services ltd		
IDEAL LAP TIME : 55.751		BEST LAP TIME : 56.051		DIFFERENCE : 0.300		
LAP	SECTOR 1	SECTOR 2	LAP TIME	MPH	DIFF	TIME OF DAY
1 -		23.324	1:05.321	66.57	9.270	16:15:12.775
2 -	33.842	22.912	56.754	76.62	0.703	16:16:09.529
3 -	33.782	22.679	56.461	77.01	0.410	16:17:05.990
4 -	34.132	22.919	57.051	76.22	1.000	16:18:03.041
5 -	33.430	22.757	56.187 (3)	77.39	0.136	16:18:59.228
6 -	33.384	22.667	56.051 (1)	77.58		16:19:55.279
7 -	33.376	22.765	56.141 (2)	77.45	0.090	16:20:51.420
8 -	33.731	22.576	56.307	77.23	0.256	16:21:47.727
9 -	33.708	23.029	56.737	76.64	0.686	16:22:44.464
10 -	34.453	22.375	56.828	76.52	0.777	16:23:41.292

BMCRC - MRO Championships 2022 - Rnd 9 @ Brands Hatch Indy

BMCRC-RKB F1 & F2 Sidecars

RACE 15 - SECTOR ANALYSIS



SECTOR 1 = FL to I1, SECTOR 2 = I1 to FL, DIFF = Difference To Personal Best Lap, P = Crossed Finish Line in Pit Lane, D = Time Disallowed

P13 37 F2 MORPHET / REILLY			LCR Suzuki -			
IDEAL LAP TIME : 55.517		BEST LAP TIME : 55.903		DIFFERENCE : 0.386		
LAP	SECTOR 1	SECTOR 2	LAP TIME	MPH	DIFF	TIME OF DAY
1 -		24.146	1:06.185	65.70	10.282	16:15:13.639
2 -	33.987	23.036	57.023	76.26	1.120	16:16:10.662
3 -	33.778	22.569	56.347	77.17	0.444	16:17:07.009
4 -	33.883	22.913	56.796	76.56	0.893	16:18:03.805
5 -	33.678	22.513	56.191	77.38	0.288	16:18:59.996
6 -	33.398	22.505	55.903 (1)	77.78		16:19:55.899
7 -	33.780	22.402	56.182 (3)	77.40	0.279	16:20:52.081
8 -	34.104	22.555	56.659	76.75	0.756	16:21:48.740
9 -	33.355	22.754	56.109 (2)	77.50	0.206	16:22:44.849
10 -	34.687	22.162	56.849	76.49	0.946	16:23:41.698

P14 38 F2 MOSS / GEDDES			Shelbourne YAMAHA R6 - LifeSafety Motorsport - CharlieMossI			
IDEAL LAP TIME : 56.595		BEST LAP TIME : 56.670		DIFFERENCE : 0.075		
LAP	SECTOR 1	SECTOR 2	LAP TIME	MPH	DIFF	TIME OF DAY
1 -		22.841	1:06.064	65.82	9.394	16:15:13.518
2 -	33.754	22.916	56.670 (1)	76.73		16:16:10.188
3 -	34.416	23.151	57.567	75.53	0.897	16:17:07.755
4 -	34.020	23.127	57.147 (2)	76.09	0.477	16:18:04.902
5 -	34.367	22.958	57.325	75.85	0.655	16:19:02.227
6 -	34.298	23.061	57.359	75.81	0.689	16:19:59.586
7 -	34.159	23.100	57.259 (3)	75.94	0.589	16:20:56.845
8 -	35.350	23.587	58.937	73.78	2.267	16:21:55.782
9 -	34.598	23.314	57.912	75.08	1.242	16:22:53.694
10 -	35.151	23.413	58.564	74.25	1.894	16:23:52.258

P15 67 F1 JEFFREY / FIELD			Windle F1 - MJP/wesso racing			
IDEAL LAP TIME : 57.356		BEST LAP TIME : 57.675		DIFFERENCE : 0.319		
LAP	SECTOR 1	SECTOR 2	LAP TIME	MPH	DIFF	TIME OF DAY
1 -		23.477	1:07.394	64.52	9.719	16:15:14.848
2 -	34.718	23.535	58.253	74.65	0.578	16:16:13.101
3 -	35.125	22.900	58.025	74.94	0.350	16:17:11.126
4 -	34.576	23.447	58.023	74.94	0.348	16:18:09.149
5 -	34.667	23.309	57.976 (3)	75.00	0.301	16:19:07.125
6 -	34.849	23.208	58.057	74.90	0.382	16:20:05.182
7 -	34.854	23.347	58.201	74.71	0.526	16:21:03.383
8 -	34.917	23.213	58.130	74.80	0.455	16:22:01.513
9 -	34.706	22.969	57.675 (1)	75.39		16:22:59.188
10 -	34.907	22.780	57.687 (2)	75.38	0.012	16:23:56.875

P16 911 F2 PHILLIPS / EDWARDS			MRE F2 - Apexx Flooring			
IDEAL LAP TIME : 58.780		BEST LAP TIME : 58.780		DIFFERENCE : 0.000		
LAP	SECTOR 1	SECTOR 2	LAP TIME	MPH	DIFF	TIME OF DAY
1 -		23.865	1:08.503	63.48	9.723	16:15:15.957
2 -	35.465	23.760	59.225 (3)	73.42	0.445	16:16:15.182
3 -	35.219	23.928	59.147 (2)	73.52	0.367	16:17:14.329
4 -	35.575	24.186	59.761	72.76	0.981	16:18:14.090
5 -	35.888	24.075	59.963	72.52	1.183	16:19:14.053
6 -	36.196	23.850	1:00.046	72.42	1.266	16:20:14.099
7 -	35.787	24.213	1:00.000	72.47	1.220	16:21:14.099
8 -	35.690	23.822	59.512	73.07	0.732	16:22:13.611
9 -	35.081	23.699	58.780 (1)	73.98		16:23:12.391

BMCRC - MRO Championships 2022 - Rnd 9 @ Brands Hatch Indy

BMCRC-RKB F1 & F2 Sidecars

RACE 15 - SECTOR ANALYSIS



SECTOR 1 = FL to I1, SECTOR 2 = I1 to FL, DIFF = Difference To Personal Best Lap, P = Crossed Finish Line in Pit Lane, D = Time Disallowed

P17 167 F2		PETTMAN / DAWKINS		Windle 600 YAMAHA - Wesso Racing			
IDEAL LAP TIME : 59.706		BEST LAP TIME : 59.706		DIFFERENCE : 0.000			
LAP	SECTOR 1	SECTOR 2	LAP TIME	MPH	DIFF	TIME OF DAY	
1 -		24.472	1:13.023	59.55	13.317	16:15:20.477	
2 -	36.362	24.427	1:00.789	71.53	1.083	16:16:21.266	
3 -	36.270	24.126	1:00.396 (3)	72.00	0.690	16:17:21.662	
4 -	35.936	23.770	59.706 (1)	72.83		16:18:21.368	
5 -	36.170	23.950	1:00.120 (2)	72.33	0.414	16:19:21.488	
6 -	36.495	24.361	1:00.856	71.45	1.150	16:20:22.344	
7 -	36.603	24.558	1:01.161	71.10	1.455	16:21:23.505	
8 -	36.894	24.495	1:01.389	70.83	1.683	16:22:24.894	
9 -	36.427	24.352	1:00.779	71.54	1.073	16:23:25.673	

P18 30 F2		BUTLER / THOMAS		Ireson F2 - MDK Office Seating Ltd			
IDEAL LAP TIME : 59.905		BEST LAP TIME : 59.905		DIFFERENCE : 0.000			
LAP	SECTOR 1	SECTOR 2	LAP TIME	MPH	DIFF	TIME OF DAY	
1 -		24.492	1:10.269	61.88	10.364	16:15:17.723	
2 -	37.141	24.710	1:01.851	70.30	1.946	16:16:19.574	
3 -	37.316	24.222	1:01.538	70.66	1.633	16:17:21.112	
4 -	37.467	24.287	1:01.754	70.41	1.849	16:18:22.866	
5 -	36.629	24.045	1:00.674 (2)	71.67	0.769	16:19:23.540	
6 -	38.425	24.201	1:02.626	69.43	2.721	16:20:26.166	
7 -	36.172	23.733	59.905 (1)	72.59		16:21:26.071	
8 -	37.490	23.962	1:01.452	70.76	1.547	16:22:27.523	
9 -	36.969	24.368	1:01.337 (3)	70.89	1.432	16:23:28.860	

P19 188 F1		BEST / PYMM		LCR KAWASAKI ZX10R - Ecosse Consulting Ltd			
IDEAL LAP TIME : 1:01.084		BEST LAP TIME : 1:01.084		DIFFERENCE : 0.000			
LAP	SECTOR 1	SECTOR 2	LAP TIME	MPH	DIFF	TIME OF DAY	
1 -		24.848	1:14.555	58.32	13.471	16:15:22.009	
2 -	37.112	23.972	1:01.084 (1)	71.19		16:16:23.093	
3 -	37.873	24.867	1:02.740	69.31	1.656	16:17:25.833	
4 -	37.367	24.838	1:02.205 (3)	69.90	1.121	16:18:28.038	
5 -	37.291	24.723	1:02.014 (2)	70.12	0.930	16:19:30.052	
6 -	38.582	24.908	1:03.490	68.49	2.406	16:20:33.542	
7 -	38.179	25.667	1:03.846	68.11	2.762	16:21:37.388	
8 -	39.550	24.981	1:04.531	67.38	3.447	16:22:41.919	
9 -	39.020	24.811	1:03.831	68.12	2.747	16:23:45.750	

P20 19 F1		MACBRIDE / THOMPSON		LCR YAMAHA 600 - Lifesafety Motorsport			
IDEAL LAP TIME : 1:02.056		BEST LAP TIME : 1:02.056		DIFFERENCE : 0.000			
LAP	SECTOR 1	SECTOR 2	LAP TIME	MPH	DIFF	TIME OF DAY	
1 -		25.340	1:12.251	60.18	10.195	16:15:19.705	
2 -	36.984	25.072	1:02.056 (1)	70.07		16:16:21.761	
3 -	37.216	25.302	1:02.518 (2)	69.55	0.462	16:17:24.279	
4 -	37.862	25.983	1:03.845	68.11	1.789	16:18:28.124	
5 -	37.875	25.934	1:03.809	68.15	1.753	16:19:31.933	
6 -	38.054	25.551	1:03.605 (3)	68.36	1.549	16:20:35.538	
7 -	38.558	25.711	1:04.269	67.66	2.213	16:21:39.807	
8 -	39.228	25.574	1:04.802	67.10	2.746	16:22:44.609	
9 -	37.954	25.900	1:03.854	68.10	1.798	16:23:48.463	

P21 3 F2		ATKINSON / SMITH		Bellas Honda - Artic			
IDEAL LAP TIME : 54.700		BEST LAP TIME : 57.674		DIFFERENCE : 2.974			
LAP	SECTOR 1	SECTOR 2	LAP TIME	MPH	DIFF	TIME OF DAY	
1 -		21.724	1:00.213	72.22	2.539	16:15:07.667	
2 -	32.976	24.698	57.674 (1)	75.39		16:16:05.341	

BMCRC - MRO Championships 2022 - Rnd 9 @ Brands Hatch Indy

BMCRC-RKB F1 & F2 Sidecars

RACE 15 - BEST SECTORS

SECTOR 1			SECTOR 2			IDEAL / BEST COMPARISON						
POS	NO	NAME	TIME	NO	NAME	TIME	POS	NO	NAME	IDEAL	BEST	DIFF
									PERFECT LAP	52.374		
1	32	GUY / PILMOOR-BRADY	31.234	32	GUY / PILMOOR-BRADY	21.140	1	32	GUY / PILMOOR-BRA	52.374	52.442	0.068
2	117	POTTINGER / DODD	31.394	33	HEGARTY / NEAVE	21.226	2	33	HEGARTY / NEAVE	52.733	52.822	0.089
3	33	HEGARTY / NEAVE	31.507	117	POTTINGER / DODD	21.433	3	117	POTTINGER / DODD	52.827	53.057	0.230
4	69	LAMBERT / HAYNES	31.922	62	WRIGHT / BAILEY	21.448	4	69	LAMBERT / HAYNES	53.389	53.408	0.019
5	62	WRIGHT / BAILEY	31.947	69	LAMBERT / HAYNES	21.467	5	62	WRIGHT / BAILEY	53.395	53.582	0.187
6	22	PEARSON / PARKER	32.259	3	ATKINSON / SMITH	21.724	6	22	PEARSON / PARKER	54.167	54.345	0.178
7	39	MOORE / DODD	32.580	60	TOM QUAYE / THO. QUAYE	21.797	7	60	TOM QUAYE / THO. C	54.480	54.753	0.273
8	60	TOM QUAYE / THO. QUAYE	32.683	28	KING / SIGSWORTH	21.839	8	28	KING / SIGSWORTH	54.545	54.868	0.323
9	28	KING / SIGSWORTH	32.706	22	PEARSON / PARKER	21.908	9	3	ATKINSON / SMITH	54.700	57.674	2.974
10	20	HANDCOCK / BEVAN	32.858	20	HANDCOCK / BEVAN	22.100	10	39	MOORE / DODD	54.703	54.862	0.159
11	3	ATKINSON / SMITH	32.976	39	MOORE / DODD	22.123	11	20	HANDCOCK / BEVAN	54.958	55.035	0.077
12	37	MORPHET / REILLY	33.355	65	FAIERS / PLUCKROSE	22.152	12	37	MORPHET / REILLY	55.517	55.903	0.386
13	58	L. EASTELL / M. EASTELL	33.376	37	MORPHET / REILLY	22.162	13	65	FAIERS / PLUCKROS	55.622	55.801	0.179
14	65	FAIERS / PLUCKROSE	33.470	58	L. EASTELL / M. EASTELL	22.375	14	58	L. EASTELL / M. EAST	55.751	56.051	0.300
15	38	MOSS / GEDDES	33.754	67	JEFFREY / FIELD	22.780	15	38	MOSS / GEDDES	56.595	56.670	0.075
16	67	JEFFREY / FIELD	34.576	38	MOSS / GEDDES	22.841	16	67	JEFFREY / FIELD	57.356	57.675	0.319
17	911	PHILLIPS / EDWARDS	35.081	911	PHILLIPS / EDWARDS	23.699	17	911	PHILLIPS / EDWARDS	58.780	58.780	0.000
18	167	PETTMAN / DAWKINS	35.936	30	BUTLER / THOMAS	23.733	18	167	PETTMAN / DAWKINS	59.706	59.706	0.000
19	30	BUTLER / THOMAS	36.172	167	PETTMAN / DAWKINS	23.770	19	30	BUTLER / THOMAS	59.905	59.905	0.000
20	19	MACBRIDE / THOMPSON	36.984	188	BEST / PYMM	23.972	20	188	BEST / PYMM	1:01.084	1:01.084	0.000
21	188	BEST / PYMM	37.112	19	MACBRIDE / THOMPSON	25.072	21	19	MACBRIDE / THOMP	1:02.056	1:02.056	0.000
22												

BMCRC - MRO Championships 2022 - Rnd 9 @ Brands Hatch Indy

BMCRC-RKB F1 & F2 Sidecars

RACE 15 - STATISTICS

Competitors Started 22
Planned Start 2022-10-01 @ 16:06:00.000
Actual Start 2022-10-01 @ 16:14:07.453
Finish Time 2022-10-01 @ 16:23:03.549
Track Length 1.2079mi.
Total Laps 197
Total Distance Covered 237.9652mi.

Session Fastest Lap History

NO	CL	NAME	LAP TIME	TIME OF DAY	LAP	VEHICLE
32	F1	GUY / PILMOOR-BRADY	53.086	16:15:58.790	2	LCR SUZUKI
32	F1	GUY / PILMOOR-BRADY	52.687	16:16:51.480	3	LCR SUZUKI
32	F1	GUY / PILMOOR-BRADY	52.442	16:18:36.841	5	LCR SUZUKI

Session Leader History

NO	CL	NAME	FROM LAP	LAPS LED	DISTANCE	VEHICLE
32	F1	GUY / PILMOOR-BRADY	1	10	12.07 miles	LCR SUZUKI

Flag History

TYPE	TIME OF DAY
GREEN	16:14:07.453
FINISH	16:23:03.549

Flag Statistics

TYPE	COUNT	TOTAL LAPS	TOTAL TIME
Green	1	10	10:05.610
Red	0	0	0.000
Safety Car	0	0	0.000
FCY	0	0	0.000

BMCRC - MRO Championships 2022 - Rnd 9 @ Brands Hatch Indy

BMCRC-RKB F1 & F2 Sidecars

RACE 15 - STATISTICS

CLASS : F1

7 Starters

Fastest Lap History

NO	NAME	LAP TIME	TIME OF DAY	LAP	VEHICLE
32	GUY / PILMOOR-BRADY	53.086	16:15:58.790	2	LCR SUZUKI
32	GUY / PILMOOR-BRADY	52.687	16:16:51.480	3	LCR SUZUKI
32	GUY / PILMOOR-BRADY	52.442	16:18:36.841	5	LCR SUZUKI

Leader History

NO	NAME	FROM LAP	LAPS LED	DISTANCE	VEHICLE
32	GUY / PILMOOR-BRADY	1	10	12.07 miles	LCR SUZUKI

BMCRC - MRO Championships 2022 - Rnd 9 @ Brands Hatch Indy

BMCRC-RKB F1 & F2 Sidecars

RACE 15 - STATISTICS

CLASS : F2

15 Starters

Fastest Lap History

NO	NAME	LAP TIME	TIME OF DAY	LAP	VEHICLE
33	HEGARTY / NEAVE	53.336	16:15:59.683	2	Christie HONDA
33	HEGARTY / NEAVE	53.017	16:16:52.698	3	Christie HONDA
33	HEGARTY / NEAVE	52.822	16:21:18.552	8	Christie HONDA

Leader History

NO	NAME	FROM LAP	LAPS LED	DISTANCE	VEHICLE
33	HEGARTY / NEAVE	1	10	12.07 miles	Christie HONDA



BMCRC - MRO Championships 2022 - Rnd 9 @ Brands Hatch Indy

BMCRC-RKB F1 & F2 Sidecars

RACE 6 - GRID (12 Laps)

ROW 13	26	40	GRAHAM / BAKER	25	10	WEBB / HOPE
ROW 12	24	25	MACLAURIN / HOPE	23	11	GILBERT / GIBBONS
ROW 11			1:02.056			1:01.084
ROW 11	22	19	MACBRIDE / THOMPSON	21	188	BEST / PYMM
ROW 10			59.905			59.706
ROW 10	20	30	BUTLER / THOMAS	19	167	PETTMAN / DAWKINS
ROW 9			58.780			
ROW 9	18	911	PHILLIPS / EDWARDS	17	23	SAUNDERS / HULME
ROW 8			57.675			57.674
ROW 8	16	67	JEFFREY / FIELD	15	3	ATKINSON / SMITH
ROW 7			56.670			56.051
ROW 7	14	38	MOSS / GEDDES	13	58	L. EASTELL / M. EASTELL
ROW 6			55.903			55.801
ROW 6	12	37	MORPHET / REILLY	11	65	FAIERS / PLUCKROSE
ROW 5			55.035			54.868
ROW 5	10	20	HANDCOCK / BEVAN	9	28	KING / SIGSWORTH
ROW 4			54.862			54.753
ROW 4	8	39	MOORE / DODD	7	60	TOM QUAYE / THO. QUAYE
ROW 3			54.345			53.582
ROW 3	6	22	PEARSON / PARKER	5	62	WRIGHT / BAILEY
ROW 2			53.057			
ROW 2	4	69	LAMBERT / JAVENS	3	117	POTTINGER / DODD
ROW 1			52.822			52.442
ROW 1	2	33	HEGARTY / NEAVE	1	32	GUY / PILMOOR-BRADY
Pole						

Brands Hatch Indy: 1.2079 miles

These results are provisional until the conclusion of any judicial and technical matters.

Clerk Of Course :	Stewards :	Timekeeper : <i>Craig Smith</i>
-------------------	------------	------------------------------------

Results can be found at www.tsl-timing.com

Printed - 16:26 Saturday, 01 October 2022





BMCRC - MRO Championships 2022 - Rnd 9 @ Brands Hatch Indy

BMCRC-RKB F1 & F2 Sidecars

RACE 6 - CLASSIFICATION - AMENDED

POS	NO	CL	PIC NAME	ENTRY	LAPS	TIME	GAP	DIFF	MPH	BEST	ON
1	32	F1	1 GUY / PILMOOR-BRADY	LCR SUZUKI -	12	10:51.420			80.10	53.179	6
2	33	F2	1 HEGARTY / NEAVE	Christie HONDA -	12	10:56.519	5.099	5.099	79.48	53.220	9
3	117	F1	2 POTTINGER / DODD	LCR Yamaha - GB Precision Eng/Opal Fabrication	12	11:03.128	11.708	6.609	78.69	53.903	5
4	11*	F1	3 GILBERT / GIBBONS	Shelbourne HONDA - West Ewell fencing	12	11:08.215	16.795	5.087	78.09	52.637	11
5	62	F1	4 WRIGHT / BAILEY	Yamaha RYDE F998 - Stainless Steel Designs Ltd.	12	11:10.602	19.182	2.387	77.81	54.614	3
6	69	F2	2 LAMBERT / HAYNES	Honda LCR - graham anne ward	12	11:13.354	21.934	2.752	77.49	53.966	10
7	60	F2	3 TOM QUAYE / THO. QUAYE	MRE SUZUKI - Meon Valley Racing	12	11:19.673	28.253	6.319	76.77	55.171	10
8	22	F2	4 PEARSON / PARKER	LCR Suzuki - Pearson Parker Racing	12	11:32.893	41.473	13.220	75.31	55.051	12
9	20	F2	5 HANDCOCK / BEVAN	Shelbourne F2 - r j contracting	12	11:37.414	45.994	4.521	74.82	55.178	7
10	23	F2	6 SAUNDERS / HULME	Baker HONDA - Vacuum & Pressure Leeds	12	11:38.143	46.723	0.729	74.74	55.378	12
11	39	F2	7 MOORE / DODD	Ireson HONDA - MDK office seating,LPC,LBS racing	12	11:39.775	48.355	1.632	74.57	56.697	10
12	25	F1	5 MACLAURIN / HOPE	Ars1 YAMAHA R6 - Amr	12	11:39.922	48.502	0.147	74.55	55.425	10
13	58*	F2	8 L. EASTELL / M. EASTELL	Shelbourne R6 - Lee Eastell Engineering services ll	12	11:45.686	54.266	5.764	73.94	55.632	10
14	65	F1	6 FAIERS / PLUCKROSE	Windle YAMAHA - AWracing ltd	11	10:56.558	1 Lap	1 Lap	72.85	58.214	4
15	67	F1	7 JEFFREY / FIELD	Windle F1 - MJP/wesso racing	11	11:05.963	1 Lap	9.405	71.82	58.175	10
16	911	F2	9 PHILLIPS / EDWARDS	MRE F2 - Apexx Flooring	11	11:12.104	1 Lap	6.141	71.17	59.239	10
17	38	F2	10 MOSS / GEDDES	Shelbourne YAMAHA R6 - LifeSafety Motorsport - (11	11:13.181	1 Lap	1.077	71.05	58.978	5
18	167	F2	11 PETTMAN / DAWKINS	Windle 600 YAMAHA - Wesso Racing	11	11:13.506	1 Lap	0.325	71.02	59.428	8
19	30	F2	12 BUTLER / THOMAS	Ireson F2 - MDK Office Seating Ltd	11	11:48.296	1 Lap	34.790	67.53	1:02.464	7
20	188	F1	8 BEST / PYMM	LCR KAWASAKI ZX10R - Ecosse Consulting Ltd	11	11:48.565	1 Lap	0.269	67.50	1:01.337	5
21	37	F2	13 MORPHET / REILLY	LCR Suzuki -	10	10:53.870	2 Laps	1 Lap	66.50	57.639	7
22	19	F1	9 MACBRIDE / THOMPSON	LCR YAMAHA 600 - Lifesafety Motorsport	10	11:11.907	2 Laps	18.037	64.72	1:04.409	5

NOT CLASSIFIED

DNF	28	F2	KING / SIGSWORTH	Lumley Ireson F2 - Townsend Motors	9	8:44.284	3 Laps	1 Lap	74.64	55.380	6
-----	----	----	------------------	------------------------------------	---	----------	--------	-------	-------	--------	---

FASTEST LAP

11	F1	GILBERT / GIBBONS	Shelbourne HONDA - West Ewell fencing	11	52.637	82.61 mph	132.95 kph
33	F2	HEGARTY / NEAVE	Christie HONDA -	9	53.220	81.70 mph	131.49 kph

* No. 58 - 10 second penalty - yellow flag infringement

* No. 11 - Please fit a working transponder

* Amended Result - Correction of class for No. 11

Class F1 - 92.5% of Race Speed = 74.09 mph

Class F2 - 92.5% of Race Speed = 73.51 mph

Weather / Track : Cloudy / Drying

These results are provisional until the conclusion of any judicial and technical matters.

Race Distance: 12 Laps / 14.49 miles

Brands Hatch Indy: 1.2079 miles

Date: 02/10/2022 Start: 11:59 Finish: 12:10

Clerk Of Course :	Stewards :	Timekeeper : <i>Craig Smith</i>
-------------------	------------	------------------------------------

Results can be found at www.tsl-timing.com

Printed - 12:56 Sunday, 02 October 2022



BMCRC - MRO Championships 2022 - Rnd 9 @ Brands Hatch Indy

BMCRC-RKB F1 & F2 Sidecars

RACE 6 - LAP CHART

LAP 1 @ 12:00:44.638

NO	BEHIND	LAP TIME
32		59.582
33	2.030	1:01.612
62	2.678	1:02.260
117	3.140	1:02.722
60	4.573	1:04.155
69	5.144	1:04.726
39	6.555	1:06.137
65	7.234	1:06.816
22	8.332	1:07.914
28	8.570	1:08.152
58	8.681	1:08.263
38	9.419	1:09.001
20	9.552	1:09.134
23	9.721	1:09.303
25	10.071	1:09.653
37	10.182	1:09.764
11	10.516	1:10.098
67	11.192	1:10.774
167	12.042	1:11.624
911	12.337	1:11.919
30	13.982	1:13.564
19	15.797	1:15.379
188	16.966	1:16.548

LAP 2 @ 12:01:38.866

NO	BEHIND	LAP TIME
32		54.228
33	3.027	55.225
62	4.017	55.567
117	4.366	55.454
60	7.157	56.812
69	7.993	57.077
39	11.048	58.721
65	12.263	59.257
28	12.683	58.341
22	12.832	58.728
58	13.362	58.909
20	13.472	58.148
11	14.554	58.266
23	14.554	59.061
38	14.682	59.491
37	15.369	59.415
25	16.388	1:00.545
67	17.742	1:00.778
167	18.966	1:01.152
911	19.509	1:01.400
30	22.555	1:02.801
19	27.079	1:05.510
188	27.241	1:04.503

LAP 3 @ 12:02:32.792

NO	BEHIND	LAP TIME
32		53.926
33	3.511	54.410
62	4.705	54.614
117	5.116	54.676
60	9.419	56.188
69	10.146	56.079
39	16.032	58.910
28	16.140	57.383
11	17.011	56.383
22	17.142	58.236

58	17.178	57.742
20	17.261	57.715
65	18.151	59.814
38	20.392	59.636
25	20.669	58.207
23	20.957	1:00.329
67	24.439	1:00.623
167	25.914	1:00.874
911	26.009	1:00.426
30	31.825	1:03.196
188	36.956	1:03.641
19	39.764	1:06.611

LAP 4 @ 12:03:26.694

NO	BEHIND	LAP TIME
32		53.902
33	3.812	54.203
117	6.159	54.945
62	6.665	55.862
60	12.145	56.628
69	12.447	56.203
11	16.837	53.728
28	18.988	56.750
39	20.438	58.308
20	20.710	57.351
22	21.322	58.082
58	21.495	58.219
65	22.463	58.214
37	1 Lap	1:57.725
25	25.739	58.972
38	26.187	59.697
23	26.241	59.186
67	30.656	1:00.119
167	32.608	1:00.596
911	32.911	1:00.804
30	41.298	1:03.375
188	44.764	1:01.710
19	50.648	1:04.786

LAP 5 @ 12:04:19.946

NO	BEHIND	LAP TIME
32		53.252
33	4.316	53.756
117	6.810	53.903
62	8.312	54.899
69	15.565	56.370
60	15.670	56.777
11	16.864	53.279
28	22.415	56.679
20	24.487	57.029
39	24.543	57.357
22	25.243	57.173
58	25.404	57.161
65	28.466	59.255
25	29.593	57.106
23	30.242	57.253
37	1 Lap	58.436
38	31.913	58.978
67	37.180	59.776
167	39.342	59.986
911	39.555	59.896
30	51.848	1:03.802
188	52.849	1:01.337

LAP 6 @ 12:05:13.125

NO	BEHIND	LAP TIME
32		53.179
33	4.700	53.563
117	8.156	54.525
19	1 Lap	1:04.409
62	10.323	55.190
11	17.325	53.640
69	17.458	55.072
60	18.049	55.558
28	24.616	55.380
20	27.346	56.038
39	28.581	57.217
22	28.938	56.874
58	29.332	57.107
23	34.298	57.235
65	34.661	59.374
25	34.879	58.465
37	1 Lap	58.233
38	38.397	59.663
67	43.693	59.692
911	45.839	59.463
167	45.952	59.789

LAP 7 @ 12:06:06.779

NO	BEHIND	LAP TIME
32		53.654
33	5.880	54.834
30	1 Lap	1:03.049
117	8.480	53.978
188	1 Lap	1:02.684
62	11.599	54.930
11	16.868	53.197
69	19.343	55.539
60	20.088	55.693
19	1 Lap	1:07.111
28	26.800	55.838
20	28.870	55.178
22	31.521	56.237
39	32.836	57.909
58	33.058	57.380
23	36.518	55.874
25	36.835	55.610
65	39.587	58.580
37	1 Lap	57.951
38	45.500	1:00.757
67	49.630	59.591
167	52.485	1:00.187
911	52.615	1:00.430

LAP 8 @ 12:07:00.010

NO	BEHIND	LAP TIME
32		53.231
33	6.106	53.457
117	9.174	53.925
62	14.682	56.314
30	1 Lap	1:02.464
188	1 Lap	1:02.569
11	19.061	55.424
69	20.535	54.423
60	22.045	55.188
28	32.182	58.613
20	32.679	57.040
22	34.293	56.003

58	36.188	56.361
39	36.387	56.782
19	1 Lap	1:07.861
23	39.015	55.728
25	39.614	56.010
37	1 Lap	57.639
65	45.170	58.814
38	53.219	1:00.950
67	55.122	58.723

LAP 9 @ 12:07:55.229

NO	BEHIND	LAP TIME
32		55.219
167	1 Lap	59.428
911	1 Lap	59.468
33	4.107	53.220
117	7.965	54.010
62	14.400	54.937
11	18.229	54.387
69	19.819	54.503
60	23.809	56.983
30	1 Lap	1:02.735
188	1 Lap	1:02.601
28	34.111	57.148
22	34.713	55.639
20	34.742	57.282
58	37.390	56.421
39	38.112	56.944
23	40.090	56.294
25	40.817	56.422
37	1 Lap	58.412
19	1 Lap	1:06.514
65	48.536	58.585

LAP 10 @ 12:08:48.508

NO	BEHIND	LAP TIME
32		53.279
67	1 Lap	59.141
33	5.803	54.975
38	1 Lap	1:01.348
911	1 Lap	59.549
117	10.018	55.332
167	1 Lap	1:00.348
62	15.944	54.823
11	18.380	53.430
69	20.506	53.966
60	25.701	55.171
30	1 Lap	1:03.393
188	1 Lap	1:04.317
20	37.339	55.876
22	38.262	56.828
58	39.743	55.632
39	41.530	56.697
23	42.544	55.733
25	42.963	55.425
37	1 Lap	58.394

LAP 11 @ 12:09:43.192

NO	BEHIND	LAP TIME
32		54.684
65	1 Lap	59.536
33	5.100	53.981
19	2 Laps	1:06.450
67	1 Lap	58.175

117	9.918	54.584
38	1 Lap	1:01.528
911	1 Lap	59.239
167	1 Lap	59.718
62	16.314	55.054
11	16.333	52.637
69	20.138	54.316
60	26.276	55.259
20	39.171	56.516
22	39.706	56.128
58	41.513	56.454
39	44.527	57.681
23	44.629	56.769
30	1 Lap	1:04.574
25	45.963	57.684
188	1 Lap	1:05.334

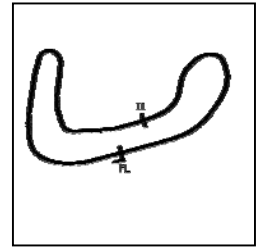
LAP 12 @ 12:10:36.476

NO	BEHIND	LAP TIME
32		53.284
37	2 Laps	57.901
33	5.099	53.283
65	1 Lap	58.313
117	11.708	55.074
67	1 Lap	58.571
11	16.795	53.745
62	19.182	56.152
19	2 Laps	1:07.276
911	1 Lap	59.510
38	1 Lap	1:02.132
69	21.934	55.080
167	1 Lap	59.804
60	28.253	55.261
22	41.473	55.051
58	44.266	56.037
20	45.994	1:00.107
23	46.723	55.378
39	48.355	57.112
25	48.502	55.823
30	1 Lap	1:05.343
188	1 Lap	1:03.321

BMCRC - MRO Championships 2022 - Rnd 9 @ Brands Hatch Indy

BMCRC-RKB F1 & F2 Sidecars

RACE 6 - SECTOR ANALYSIS



SECTOR 1 = FL to I1, SECTOR 2 = I1 to FL, DIFF = Difference To Personal Best Lap, P = Crossed Finish Line in Pit Lane, D = Time Disallowed

P1 32 F1		GUY / PILMOOR-BRADY		LCR SUZUKI -		
IDEAL LAP TIME : 53.077		BEST LAP TIME : 53.179		DIFFERENCE : 0.102		
LAP	SECTOR 1	SECTOR 2	LAP TIME	MPH	DIFF	TIME OF DAY
1 -		21.984	59.582	72.98	6.403	12:00:44.638
2 -	32.429	21.799	54.228	80.19	1.049	12:01:38.866
3 -	32.192	21.734	53.926	80.64	0.747	12:02:32.792
4 -	32.344	21.558	53.902	80.67	0.723	12:03:26.694
5 -	31.750	21.502	53.252 (3)	81.66	0.073	12:04:19.946
6 -	31.852	21.327	53.179 (1)	81.77		12:05:13.125
7 -	32.225	21.429	53.654	81.04	0.475	12:06:06.779
8 -	31.877	21.354	53.231 (2)	81.69	0.052	12:07:00.010
9 -	32.857	22.362	55.219	78.75	2.040	12:07:55.229
10 -	31.901	21.378	53.279	81.61	0.100	12:08:48.508
11 -	32.096	22.588	54.684	79.52	1.505	12:09:43.192
12 -	31.793	21.491	53.284	81.61	0.105	12:10:36.476

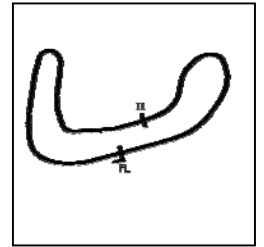
P2 33 F2		HEGARTY / NEAVE		Christie HONDA -		
IDEAL LAP TIME : 53.187		BEST LAP TIME : 53.220		DIFFERENCE : 0.033		
LAP	SECTOR 1	SECTOR 2	LAP TIME	MPH	DIFF	TIME OF DAY
1 -		22.505	1:01.612	70.58	8.392	12:00:46.668
2 -	32.742	22.483	55.225	78.74	2.005	12:01:41.893
3 -	32.321	22.089	54.410	79.92	1.190	12:02:36.303
4 -	32.379	21.824	54.203	80.22	0.983	12:03:30.506
5 -	31.733	22.023	53.756	80.89	0.536	12:04:24.262
6 -	31.687	21.876	53.563	81.18	0.343	12:05:17.825
7 -	32.146	22.688	54.834	79.30	1.614	12:06:12.659
8 -	31.738	21.719	53.457 (3)	81.34	0.237	12:07:06.116
9 -	31.468	21.752	53.220 (1)	81.70		12:07:59.336
10 -	32.921	22.054	54.975	79.10	1.755	12:08:54.311
11 -	31.820	22.161	53.981	80.55	0.761	12:09:48.292
12 -	31.508	21.775	53.283 (2)	81.61	0.063	12:10:41.575

P3 117 F1		POTTINGER / DODD		LCR Yamaha - GB Precision Eng/Opal Fabrication		
IDEAL LAP TIME : 53.593		BEST LAP TIME : 53.903		DIFFERENCE : 0.310		
LAP	SECTOR 1	SECTOR 2	LAP TIME	MPH	DIFF	TIME OF DAY
1 -		22.808	1:02.722	69.33	8.819	12:00:47.778
2 -	32.772	22.682	55.454	78.41	1.551	12:01:43.232
3 -	32.518	22.158	54.676	79.53	0.773	12:02:37.908
4 -	32.731	22.214	54.945	79.14	1.042	12:03:32.853
5 -	32.036	21.867	53.903 (1)	80.67		12:04:26.756
6 -	31.726	22.799	54.525	79.75	0.622	12:05:21.281
7 -	31.891	22.087	53.978 (3)	80.56	0.075	12:06:15.259
8 -	31.956	21.969	53.925 (2)	80.64	0.022	12:07:09.184
9 -	31.858	22.152	54.010	80.51	0.107	12:08:03.194
10 -	31.841	23.491	55.332	78.59	1.429	12:08:58.526
11 -	32.595	21.989	54.584	79.66	0.681	12:09:53.110
12 -	32.792	22.282	55.074	78.95	1.171	12:10:48.184

BMCRC - MRO Championships 2022 - Rnd 9 @ Brands Hatch Indy

BMCRC-RKB F1 & F2 Sidecars

RACE 6 - SECTOR ANALYSIS



SECTOR 1 = FL to I1, SECTOR 2 = I1 to FL, DIFF = Difference To Personal Best Lap, P = Crossed Finish Line in Pit Lane, D = Time Disallowed

P4	11 F2	GILBERT / GIBBONS	Shelbourne HONDA - West Ewell fencing			
IDEAL LAP TIME :		BEST LAP TIME : 52.637	DIFFERENCE :			

LAP	SECTOR 1	SECTOR 2	LAP TIME	MPH	DIFF	TIME OF DAY
1 -						
2 -						
3 -						
4 -						
5 -						
6 -						
7 -						
8 -						
9 -						
10 -						
11 -						
12 -						

P5	62 F1	WRIGHT / BAILEY	Yamaha RYDE F998 - Stainless Steel Designs Ltd.			
IDEAL LAP TIME : 54.614		BEST LAP TIME : 54.614	DIFFERENCE : 0.000			

LAP	SECTOR 1	SECTOR 2	LAP TIME	MPH	DIFF	TIME OF DAY
1 -		22.799	1:02.260	69.84	7.646	12:00:47.316
2 -	32.972	22.595	55.567	78.25	0.953	12:01:42.883
3 -	32.332	22.282	54.614 (1)	79.62		12:02:37.497
4 -	33.208	22.654	55.862	77.84	1.248	12:03:33.359
5 -	32.584	22.315	54.899 (3)	79.21	0.285	12:04:28.258
6 -	32.846	22.344	55.190	78.79	0.576	12:05:23.448
7 -	32.558	22.372	54.930	79.16	0.316	12:06:18.378
8 -	33.170	23.144	56.314	77.22	1.700	12:07:14.692
9 -	32.460	22.477	54.937	79.15	0.323	12:08:09.629
10 -	32.517	22.306	54.823 (2)	79.32	0.209	12:09:04.452
11 -	32.487	22.567	55.054	78.98	0.440	12:09:59.506
12 -	33.323	22.829	56.152	77.44	1.538	12:10:55.658

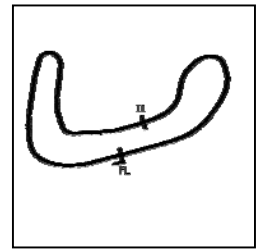
P6	69 F2	LAMBERT / HAYNES	Honda LCR - graham anne ward			
IDEAL LAP TIME : 53.936		BEST LAP TIME : 53.966	DIFFERENCE : 0.030			

LAP	SECTOR 1	SECTOR 2	LAP TIME	MPH	DIFF	TIME OF DAY
1 -		22.948	1:04.726	67.18	10.760	12:00:49.782
2 -	34.689	22.388	57.077	76.18	3.111	12:01:46.859
3 -	33.708	22.371	56.079	77.54	2.113	12:02:42.938
4 -	33.635	22.568	56.203	77.37	2.237	12:03:39.141
5 -	33.787	22.583	56.370	77.14	2.404	12:04:35.511
6 -	32.763	22.309	55.072	78.96	1.106	12:05:30.583
7 -	32.572	22.967	55.539	78.29	1.573	12:06:26.122
8 -	32.406	22.017	54.423 (3)	79.90	0.457	12:07:20.545
9 -	32.497	22.006	54.503	79.78	0.537	12:08:15.048
10 -	32.082	21.884	53.966 (1)	80.58		12:09:09.014
11 -	32.285	22.031	54.316 (2)	80.06	0.350	12:10:03.330
12 -	32.052	23.028	55.080	78.95	1.114	12:10:58.410

BMCRC - MRO Championships 2022 - Rnd 9 @ Brands Hatch Indy

BMCRC-RKB F1 & F2 Sidecars

RACE 6 - SECTOR ANALYSIS



SECTOR 1 = FL to I1, SECTOR 2 = I1 to FL, DIFF = Difference To Personal Best Lap, P = Crossed Finish Line in Pit Lane, D = Time Disallowed

P7 60 F2 TOM QUAYE / THO. QUAYE			MRE SUZUKI - Meon Valley Racing			
IDEAL LAP TIME : 54.894		BEST LAP TIME : 55.171	DIFFERENCE : 0.277			
LAP	SECTOR 1	SECTOR 2	LAP TIME	MPH	DIFF	TIME OF DAY
1 -		23.133	1:04.155	67.78	8.984	12:00:49.211
2 -	34.555	22.257	56.812	76.54	1.641	12:01:46.023
3 -	33.936	22.252	56.188	77.39	1.017	12:02:42.211
4 -	33.953	22.675	56.628	76.79	1.457	12:03:38.839
5 -	34.105	22.672	56.777	76.59	1.606	12:04:35.616
6 -	33.350	22.208	55.558	78.27	0.387	12:05:31.174
7 -	33.089	22.604	55.693	78.08	0.522	12:06:26.867
8 -	33.155	22.033	55.188 (2)	78.79	0.017	12:07:22.055
9 -	33.999	22.984	56.983	76.31	1.812	12:08:19.038
10 -	32.863	22.308	55.171 (1)	78.82		12:09:14.209
11 -	33.228	22.031	55.259 (3)	78.69	0.088	12:10:09.468
12 -	32.880	22.381	55.261	78.69	0.090	12:11:04.729

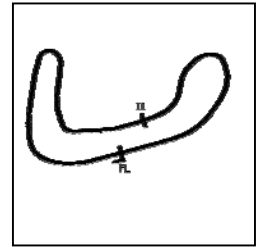
P8 22 F2 PEARSON / PARKER			LCR Suzuki - Pearson Parker Racing			
IDEAL LAP TIME : 54.792		BEST LAP TIME : 55.051	DIFFERENCE : 0.259			
LAP	SECTOR 1	SECTOR 2	LAP TIME	MPH	DIFF	TIME OF DAY
1 -		24.534	1:07.914	64.03	12.863	12:00:52.970
2 -	35.001	23.727	58.728	74.04	3.677	12:01:51.698
3 -	34.638	23.598	58.236	74.67	3.185	12:02:49.934
4 -	34.181	23.901	58.082	74.87	3.031	12:03:48.016
5 -	33.711	23.462	57.173	76.06	2.122	12:04:45.189
6 -	33.722	23.152	56.874	76.46	1.823	12:05:42.063
7 -	33.772	22.465	56.237	77.32	1.186	12:06:38.300
8 -	32.934	23.069	56.003 (3)	77.64	0.952	12:07:34.303
9 -	32.529	23.110	55.639 (2)	78.15	0.588	12:08:29.942
10 -	34.222	22.606	56.828	76.52	1.777	12:09:26.770
11 -	33.701	22.427	56.128	77.47	1.077	12:10:22.898
12 -	32.788	22.263	55.051 (1)	78.99		12:11:17.949

P9 20 F2 HANDCOCK / BEVAN			Shelbourne F2 - r j contracting			
IDEAL LAP TIME : 55.178		BEST LAP TIME : 55.178	DIFFERENCE : 0.000			
LAP	SECTOR 1	SECTOR 2	LAP TIME	MPH	DIFF	TIME OF DAY
1 -		24.280	1:09.134	62.90	13.956	12:00:54.190
2 -	35.094	23.054	58.148	74.78	2.970	12:01:52.338
3 -	34.691	23.024	57.715	75.34	2.537	12:02:50.053
4 -	34.079	23.272	57.351	75.82	2.173	12:03:47.404
5 -	33.909	23.120	57.029	76.25	1.851	12:04:44.433
6 -	33.290	22.748	56.038 (3)	77.60	0.860	12:05:40.471
7 -	32.988	22.190	55.178 (1)	78.81		12:06:35.649
8 -	33.623	23.417	57.040	76.23	1.862	12:07:32.689
9 -	34.313	22.969	57.282	75.91	2.104	12:08:29.971
10 -	33.544	22.332	55.876 (2)	77.82	0.698	12:09:25.847
11 -	33.977	22.539	56.516	76.94	1.338	12:10:22.363
12 -	36.836	23.271	1:00.107	72.34	4.929	12:11:22.470

BMCRC - MRO Championships 2022 - Rnd 9 @ Brands Hatch Indy

BMCRC-RKB F1 & F2 Sidecars

RACE 6 - SECTOR ANALYSIS



SECTOR 1 = FL to I1, SECTOR 2 = I1 to FL, DIFF = Difference To Personal Best Lap, P = Crossed Finish Line in Pit Lane, D = Time Disallowed

P10 23 F2 SAUNDERS / HULME		Baker HONDA - Vacuum & Pressure Leads				
IDEAL LAP TIME : 55.194		BEST LAP TIME : 55.378		DIFFERENCE : 0.184		
LAP	SECTOR 1	SECTOR 2	LAP TIME	MPH	DIFF	TIME OF DAY
1 -		25.130	1:09.303	62.74	13.925	12:00:54.359
2 -	35.663	23.398	59.061	73.62	3.683	12:01:53.420
3 -	37.103	23.226	1:00.329	72.08	4.951	12:02:53.749
4 -	34.617	24.569	59.186	73.47	3.808	12:03:52.935
5 -	34.681	22.572	57.253	75.95	1.875	12:04:50.188
6 -	34.139	23.096	57.235	75.97	1.857	12:05:47.423
7 -	33.333	22.541	55.874	77.82	0.496	12:06:43.297
8 -	33.235	22.493	55.728 (2)	78.03	0.350	12:07:39.025
9 -	33.986	22.308	56.294	77.24	0.916	12:08:35.319
10 -	33.355	22.378	55.733 (3)	78.02	0.355	12:09:31.052
11 -	33.811	22.958	56.769	76.60	1.391	12:10:27.821
12 -	32.886	22.492	55.378 (1)	78.52		12:11:23.199

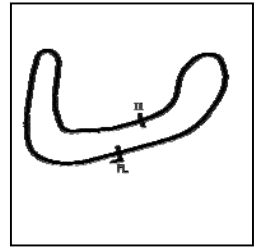
P11 39 F2 MOORE / DODD		Ireson HONDA - MDK office seating,LPC,LBS racing				
IDEAL LAP TIME : 56.395		BEST LAP TIME : 56.697		DIFFERENCE : 0.302		
LAP	SECTOR 1	SECTOR 2	LAP TIME	MPH	DIFF	TIME OF DAY
1 -		23.802	1:06.137	65.75	9.440	12:00:51.193
2 -	35.463	23.258	58.721	74.05	2.024	12:01:49.914
3 -	35.359	23.551	58.910	73.81	2.213	12:02:48.824
4 -	34.954	23.354	58.308	74.57	1.611	12:03:47.132
5 -	33.988	23.369	57.357	75.81	0.660	12:04:44.489
6 -	34.182	23.035	57.217	76.00	0.520	12:05:41.706
7 -	34.843	23.066	57.909	75.09	1.212	12:06:39.615
8 -	33.937	22.845	56.782 (2)	76.58	0.085	12:07:36.397
9 -	34.024	22.920	56.944 (3)	76.36	0.247	12:08:33.341
10 -	33.550	23.147	56.697 (1)	76.69		12:09:30.038
11 -	34.561	23.120	57.681	75.39	0.984	12:10:27.719
12 -	33.933	23.179	57.112	76.14	0.415	12:11:24.831

P12 25 F1 MACLAURIN / HOPE		Ars1 YAMAHA R6 - Amr				
IDEAL LAP TIME : 55.220		BEST LAP TIME : 55.425		DIFFERENCE : 0.205		
LAP	SECTOR 1	SECTOR 2	LAP TIME	MPH	DIFF	TIME OF DAY
1 -		25.065	1:09.653	62.43	14.228	12:00:54.709
2 -	36.730	23.815	1:00.545	71.82	5.120	12:01:55.254
3 -	34.977	23.230	58.207	74.70	2.782	12:02:53.461
4 -	34.700	24.272	58.972	73.74	3.547	12:03:52.433
5 -	34.010	23.096	57.106	76.14	1.681	12:04:49.539
6 -	34.853	23.612	58.465	74.37	3.040	12:05:48.004
7 -	33.143	22.467	55.610 (2)	78.19	0.185	12:06:43.614
8 -	33.192	22.818	56.010	77.63	0.585	12:07:39.624
9 -	33.805	22.617	56.422	77.07	0.997	12:08:36.046
10 -	32.903	22.522	55.425 (1)	78.45		12:09:31.471
11 -	33.829	23.855	57.684	75.38	2.259	12:10:29.155
12 -	32.753	23.070	55.823 (3)	77.89	0.398	12:11:24.978

BMCRC - MRO Championships 2022 - Rnd 9 @ Brands Hatch Indy

BMCRC-RKB F1 & F2 Sidecars

RACE 6 - SECTOR ANALYSIS



SECTOR 1 = FL to I1, SECTOR 2 = I1 to FL, DIFF = Difference To Personal Best Lap, P = Crossed Finish Line in Pit Lane, D = Time Disallowed

P13 58 F2		L. EASTELL / M. EASTELL		Shelbourne R6 - Lee Eastell Engineering services ltd		
IDEAL LAP TIME : 55.632		BEST LAP TIME : 55.632		DIFFERENCE : 0.000		
LAP	SECTOR 1	SECTOR 2	LAP TIME	MPH	DIFF	TIME OF DAY
1 -		24.608	1:08.263	63.70	12.631	12:00:53.319
2 -	35.415	23.494	58.909	73.81	3.277	12:01:52.228
3 -	34.398	23.344	57.742	75.31	2.110	12:02:49.970
4 -	34.679	23.540	58.219	74.69	2.587	12:03:48.189
5 -	33.839	23.322	57.161	76.07	1.529	12:04:45.350
6 -	34.131	22.976	57.107	76.14	1.475	12:05:42.457
7 -	34.311	23.069	57.380	75.78	1.748	12:06:39.837
8 -	33.414	22.947	56.361 (3)	77.15	0.729	12:07:36.198
9 -	33.495	22.926	56.421	77.07	0.789	12:08:32.619
10 -	33.046	22.586	55.632 (1)	78.16		12:09:28.251
11 -	33.674	22.780	56.454	77.02	0.822	12:10:24.705
12 -	33.329	22.708	56.037 (2)	77.60	0.405	12:11:20.742

P14 65 F1		FAIERS / PLUCKROSE		Windle YAMAHA - AWracing ltd		
IDEAL LAP TIME : 58.181		BEST LAP TIME : 58.214		DIFFERENCE : 0.033		
LAP	SECTOR 1	SECTOR 2	LAP TIME	MPH	DIFF	TIME OF DAY
1 -		23.626	1:06.816	65.08	8.602	12:00:51.872
2 -	35.891	23.366	59.257	73.38	1.043	12:01:51.129
3 -	36.604	23.210	59.814	72.70	1.600	12:02:50.943
4 -	34.980	23.234	58.214 (1)	74.70		12:03:49.157
5 -	35.577	23.678	59.255	73.38	1.041	12:04:48.412
6 -	35.636	23.738	59.374	73.24	1.160	12:05:47.786
7 -	35.078	23.502	58.580 (3)	74.23	0.366	12:06:46.366
8 -	35.261	23.553	58.814	73.93	0.600	12:07:45.180
9 -	35.160	23.425	58.585	74.22	0.371	12:08:43.765
10 -	35.703	23.833	59.536	73.04	1.322	12:09:43.301
11 -	34.971	23.342	58.313 (2)	74.57	0.099	12:10:41.614

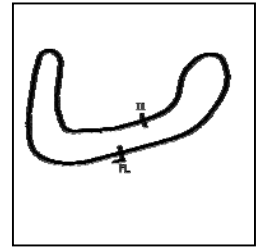
P15 67 F1		JEFFREY / FIELD		Windle F1 - MJP/wesso racing		
IDEAL LAP TIME : 57.627		BEST LAP TIME : 58.175		DIFFERENCE : 0.548		
LAP	SECTOR 1	SECTOR 2	LAP TIME	MPH	DIFF	TIME OF DAY
1 -		25.026	1:10.774	61.44	12.599	12:00:55.830
2 -	36.414	24.364	1:00.778	71.54	2.603	12:01:56.608
3 -	36.413	24.210	1:00.623	71.73	2.448	12:02:57.231
4 -	36.121	23.998	1:00.119	72.33	1.944	12:03:57.350
5 -	35.701	24.075	59.776	72.74	1.601	12:04:57.126
6 -	35.499	24.193	59.692	72.85	1.517	12:05:56.818
7 -	35.811	23.780	59.591	72.97	1.416	12:06:56.409
8 -	35.080	23.643	58.723 (3)	74.05	0.548	12:07:55.132
9 -	34.691	24.450	59.141	73.52	0.966	12:08:54.273
10 -	34.926	23.249	58.175 (1)	74.75		12:09:52.448
11 -	35.635	22.936	58.571 (2)	74.24	0.396	12:10:51.019

P16 911 F2		PHILLIPS / EDWARDS		MRE F2 - Apexx Flooring		
IDEAL LAP TIME : 59.056		BEST LAP TIME : 59.239		DIFFERENCE : 0.183		
LAP	SECTOR 1	SECTOR 2	LAP TIME	MPH	DIFF	TIME OF DAY
1 -		25.009	1:11.919	60.46	12.680	12:00:56.975
2 -	36.881	24.519	1:01.400	70.82	2.161	12:01:58.375
3 -	36.429	23.997	1:00.426	71.96	1.187	12:02:58.801
4 -	36.565	24.239	1:00.804	71.51	1.565	12:03:59.605
5 -	36.078	23.818	59.896	72.60	0.657	12:04:59.501
6 -	35.670	23.793	59.463 (2)	73.13	0.224	12:05:58.964
7 -	36.346	24.084	1:00.430	71.96	1.191	12:06:59.394
8 -	35.535	23.933	59.468 (3)	73.12	0.229	12:07:58.862
9 -	35.443	24.106	59.549	73.02	0.310	12:08:58.411
10 -	35.321	23.918	59.239 (1)	73.40		12:09:57.650
11 -	35.263	24.247	59.510	73.07	0.271	12:10:57.160

BMCRC - MRO Championships 2022 - Rnd 9 @ Brands Hatch Indy

BMCRC-RKB F1 & F2 Sidecars

RACE 6 - SECTOR ANALYSIS



SECTOR 1 = FL to I1, SECTOR 2 = I1 to FL, DIFF = Difference To Personal Best Lap, P = Crossed Finish Line in Pit Lane, D = Time Disallowed

P17 38 F2		MOSS / GEDDES		Shelbourne YAMAHA R6 - LifeSafety Motorsport - CharlieMoss		
IDEAL LAP TIME : 58.774		BEST LAP TIME : 58.978		DIFFERENCE : 0.204		
LAP	SECTOR 1	SECTOR 2	LAP TIME	MPH	DIFF	TIME OF DAY
1 -		25.249	1:09.001	63.02	10.023	12:00:54.057
2 -	35.281	24.210	59.491 (2)	73.09	0.513	12:01:53.548
3 -	35.949	23.687	59.636 (3)	72.91	0.658	12:02:53.184
4 -	35.198	24.499	59.697	72.84	0.719	12:03:52.881
5 -	35.087	23.891	58.978 (1)	73.73		12:04:51.859
6 -	35.514	24.149	59.663	72.88	0.685	12:05:51.522
7 -	36.174	24.583	1:00.757	71.57	1.779	12:06:52.279
8 -	36.622	24.328	1:00.950	71.34	1.972	12:07:53.229
9 -	36.458	24.890	1:01.348	70.88	2.370	12:08:54.577
10 -	36.979	24.549	1:01.528	70.67	2.550	12:09:56.105
11 -	36.767	25.365	1:02.132	69.98	3.154	12:10:58.237

P18 167 F2		PETTMAN / DAWKINS		Windle 600 YAMAHA - Wesso Racing		
IDEAL LAP TIME : 59.278		BEST LAP TIME : 59.428		DIFFERENCE : 0.150		
LAP	SECTOR 1	SECTOR 2	LAP TIME	MPH	DIFF	TIME OF DAY
1 -		25.118	1:11.624	60.71	12.196	12:00:56.680
2 -	36.651	24.501	1:01.152	71.11	1.724	12:01:57.832
3 -	36.424	24.450	1:00.874	71.43	1.446	12:02:58.706
4 -	36.366	24.230	1:00.596	71.76	1.168	12:03:59.302
5 -	35.630	24.356	59.986	72.49	0.558	12:04:59.288
6 -	35.551	24.238	59.789 (3)	72.73	0.361	12:05:59.077
7 -	35.929	24.258	1:00.187	72.25	0.759	12:06:59.264
8 -	35.284	24.144	59.428 (1)	73.17		12:07:58.692
9 -	35.757	24.591	1:00.348	72.05	0.920	12:08:59.040
10 -	35.724	23.994	59.718 (2)	72.81	0.290	12:09:58.758
11 -	35.614	24.190	59.804	72.71	0.376	12:10:58.562

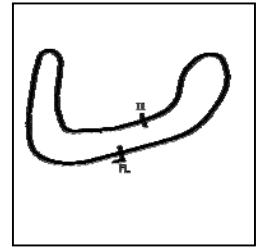
P19 30 F2		BUTLER / THOMAS		Ireson F2 - MDK Office Seating Ltd		
IDEAL LAP TIME : 1:02.156		BEST LAP TIME : 1:02.464		DIFFERENCE : 0.308		
LAP	SECTOR 1	SECTOR 2	LAP TIME	MPH	DIFF	TIME OF DAY
1 -		25.270	1:13.564	59.11	11.100	12:00:58.620
2 -	37.406	25.395	1:02.801 (3)	69.24	0.337	12:02:01.421
3 -	38.330	24.866	1:03.196	68.81	0.732	12:03:04.617
4 -	37.733	25.642	1:03.375	68.61	0.911	12:04:07.992
5 -	38.363	25.439	1:03.802	68.15	1.338	12:05:11.794
6 -	37.880	25.169	1:03.049	68.97	0.585	12:06:14.843
7 -	37.405	25.059	1:02.464 (1)	69.61		12:07:17.307
8 -	37.984	24.751	1:02.735 (2)	69.31	0.271	12:08:20.042
9 -	37.488	25.905	1:03.393	68.59	0.929	12:09:23.435
10 -	38.563	26.011	1:04.574	67.34	2.110	12:10:28.009
11 -	38.872	26.471	1:05.343	66.55	2.879	12:11:33.352

P20 188 F1		BEST / PYMM		LCR KAWASAKI ZX10R - Ecosse Consulting Ltd		
IDEAL LAP TIME : 1:01.337		BEST LAP TIME : 1:01.337		DIFFERENCE : 0.000		
LAP	SECTOR 1	SECTOR 2	LAP TIME	MPH	DIFF	TIME OF DAY
1 -		26.644	1:16.548	56.80	15.211	12:01:01.604
2 -	38.996	25.507	1:04.503	67.41	3.166	12:02:06.107
3 -	38.729	24.912	1:03.641	68.33	2.304	12:03:09.748
4 -	37.140	24.570	1:01.710 (2)	70.46	0.373	12:04:11.458
5 -	37.060	24.277	1:01.337 (1)	70.89		12:05:12.795
6 -	38.014	24.670	1:02.684	69.37	1.347	12:06:15.479
7 -	37.697	24.872	1:02.569 (3)	69.50	1.232	12:07:18.048
8 -	38.121	24.480	1:02.601	69.46	1.264	12:08:20.649
9 -	39.060	25.257	1:04.317	67.61	2.980	12:09:24.966
10 -	39.952	25.382	1:05.334	66.55	3.997	12:10:30.300
11 -	38.295	25.026	1:03.321	68.67	1.984	12:11:33.621

BMCRC - MRO Championships 2022 - Rnd 9 @ Brands Hatch Indy

BMCRC-RKB F1 & F2 Sidecars

RACE 6 - SECTOR ANALYSIS



SECTOR 1 = FL to I1, SECTOR 2 = I1 to FL, DIFF = Difference To Personal Best Lap, P = Crossed Finish Line in Pit Lane, D = Time Disallowed

P21 37 F2		MORPHET / REILLY		LCR Suzuki -		
IDEAL LAP TIME : 57.296		BEST LAP TIME : 57.639		DIFFERENCE : 0.343		
LAP	SECTOR 1	SECTOR 2	LAP TIME	MPH	DIFF	TIME OF DAY
1 -		24.533	1:09.764	62.33	12.125	12:00:54.820
2 -	36.039	23.376	59.415	73.19	1.776	12:01:54.235
3 -	1:33.754	23.971	1:57.725	36.93	1:00.086	12:03:51.960
4 -	35.205	23.231	58.436	74.41	0.797	12:04:50.396
5 -	34.970	23.263	58.233	74.67	0.594	12:05:48.629
6 -	34.627	23.324	57.951 (3)	75.03	0.312	12:06:46.580
7 -	34.621	23.018	57.639 (1)	75.44		12:07:44.219
8 -	34.548	23.864	58.412	74.44	0.773	12:08:42.631
9 -	34.894	23.500	58.394	74.47	0.755	12:09:41.025
10 -	35.153	22.748	57.901 (2)	75.10	0.262	12:10:38.926

P22 19 F1		MACBRIDE / THOMPSON		LCR YAMAHA 600 - Lifesafety Motorsport		
IDEAL LAP TIME : 1:04.392		BEST LAP TIME : 1:04.409		DIFFERENCE : 0.017		
LAP	SECTOR 1	SECTOR 2	LAP TIME	MPH	DIFF	TIME OF DAY
1 -		26.531	1:15.379	57.68	10.970	12:01:00.435
2 -	39.147	26.363	1:05.510 (3)	66.38	1.101	12:02:05.945
3 -	40.481	26.130	1:06.611	65.28	2.202	12:03:12.556
4 -	38.938	25.848	1:04.786 (2)	67.12	0.377	12:04:17.342
5 -	38.544	25.865	1:04.409 (1)	67.51		12:05:21.751
6 -	40.367	26.744	1:07.111	64.79	2.702	12:06:28.862
7 -	40.471	27.390	1:07.861	64.08	3.452	12:07:36.723
8 -	40.200	26.314	1:06.514	65.37	2.105	12:08:43.237
9 -	39.778	26.672	1:06.450	65.44	2.041	12:09:49.687
10 -	39.982	27.294	1:07.276	64.63	2.867	12:10:56.963

P23 28 F2		KING / SIGSWORTH		Lumley Ireson F2 - Townsend Motors		
IDEAL LAP TIME : 55.380		BEST LAP TIME : 55.380		DIFFERENCE : 0.000		
LAP	SECTOR 1	SECTOR 2	LAP TIME	MPH	DIFF	TIME OF DAY
1 -		24.334	1:08.152	63.80	12.772	12:00:53.208
2 -	35.315	23.026	58.341	74.53	2.961	12:01:51.549
3 -	34.581	22.802	57.383	75.78	2.003	12:02:48.932
4 -	33.827	22.923	56.750	76.62	1.370	12:03:45.682
5 -	33.756	22.923	56.679 (3)	76.72	1.299	12:04:42.361
6 -	33.081	22.299	55.380 (1)	78.52		12:05:37.741
7 -	33.266	22.572	55.838 (2)	77.87	0.458	12:06:33.579
8 -	35.162	23.451	58.613	74.19	3.233	12:07:32.192
9 -	34.137	23.011	57.148	76.09	1.768	12:08:29.340

BMCRC - MRO Championships 2022 - Rnd 9 @ Brands Hatch Indy

BMCRC-RKB F1 & F2 Sidecars

RACE 6 - BEST SECTORS

SECTOR 1			SECTOR 2			IDEAL / BEST COMPARISON						
POS	NO	NAME	TIME	NO	NAME	TIME	POS	NO	NAME	IDEAL	BEST	DIFF
									PERFECT LAP	52.795		
1	33	HEGARTY / NEAVE	31.468	32	GUY / PILMOOR-BRADY	21.327	1	32	GUY / PILMOOR-BRA	53.077	53.179	0.102
2	117	POTTINGER / DODD	31.726	33	HEGARTY / NEAVE	21.719	2	33	HEGARTY / NEAVE	53.187	53.220	0.033
3	32	GUY / PILMOOR-BRADY	31.750	117	POTTINGER / DODD	21.867	3	117	POTTINGER / DODD	53.593	53.903	0.310
4	69	LAMBERT / HAYNES	32.052	69	LAMBERT / HAYNES	21.884	4	69	LAMBERT / HAYNES	53.936	53.966	0.030
5	62	WRIGHT / BAILEY	32.332	60	TOM QUAYE / THO. QUAYE	22.031	5	62	WRIGHT / BAILEY	54.614	54.614	0.000
6	22	PEARSON / PARKER	32.529	20	HANDCOCK / BEVAN	22.190	6	22	PEARSON / PARKER	54.792	55.051	0.259
7	25	MACLAURIN / HOPE	32.753	22	PEARSON / PARKER	22.263	7	60	TOM QUAYE / THO. C	54.894	55.171	0.277
8	60	TOM QUAYE / THO. QUAYE	32.863	62	WRIGHT / BAILEY	22.282	8	20	HANDCOCK / BEVAN	55.178	55.178	0.000
9	23	SAUNDERS / HULME	32.886	28	KING / SIGSWORTH	22.299	9	23	SAUNDERS / HULME	55.194	55.378	0.184
10	20	HANDCOCK / BEVAN	32.988	23	SAUNDERS / HULME	22.308	10	25	MACLAURIN / HOPE	55.220	55.425	0.205
11	58	L. EASTELL / M. EASTELL	33.046	25	MACLAURIN / HOPE	22.467	11	28	KING / SIGSWORTH	55.380	55.380	0.000
12	28	KING / SIGSWORTH	33.081	58	L. EASTELL / M. EASTELL	22.586	12	58	L. EASTELL / M. EAST	55.632	55.632	0.000
13	39	MOORE / DODD	33.550	37	MORPHET / REILLY	22.748	13	39	MOORE / DODD	56.395	56.697	0.302
14	37	MORPHET / REILLY	34.548	39	MOORE / DODD	22.845	14	37	MORPHET / REILLY	57.296	57.639	0.343
15	67	JEFFREY / FIELD	34.691	67	JEFFREY / FIELD	22.936	15	67	JEFFREY / FIELD	57.627	58.175	0.548
16	65	FAIERS / PLUCKROSE	34.971	65	FAIERS / PLUCKROSE	23.210	16	65	FAIERS / PLUCKROS	58.181	58.214	0.033
17	38	MOSS / GEDDES	35.087	38	MOSS / GEDDES	23.687	17	38	MOSS / GEDDES	58.774	58.978	0.204
18	911	PHILLIPS / EDWARDS	35.263	911	PHILLIPS / EDWARDS	23.793	18	911	PHILLIPS / EDWARDS	59.056	59.239	0.183
19	167	PETTMAN / DAWKINS	35.284	167	PETTMAN / DAWKINS	23.994	19	167	PETTMAN / DAWKINS	59.278	59.428	0.150
20	188	BEST / PYMM	37.060	188	BEST / PYMM	24.277	20	188	BEST / PYMM	1:01.337	1:01.337	0.000
21	30	BUTLER / THOMAS	37.405	30	BUTLER / THOMAS	24.751	21	30	BUTLER / THOMAS	1:02.156	1:02.464	0.308
22	19	MACBRIDE / THOMPSON	38.544	19	MACBRIDE / THOMPSON	25.848	22	19	MACBRIDE / THOMP	1:04.392	1:04.409	0.017
23							23	11	GILBERT / GIBBONS		52.637	

BMCRC - MRO Championships 2022 - Rnd 9 @ Brands Hatch Indy

BMCRC-RKB F1 & F2 Sidecars

RACE 6 - STATISTICS

Competitors Started	23
Planned Start	2022-10-02 @ 12:05:00.000
Actual Start	2022-10-02 @ 11:59:45.055
Finish Time	2022-10-02 @ 12:10:36.475
Track Length	1.2079mi.
Total Laps	262
Total Distance Covered	316.4817mi.

Session Fastest Lap History

NO	CL	NAME	LAP TIME	TIME OF DAY	LAP	VEHICLE
32	F1	GUY / PILMOOR-BRADY	54.228	12:01:38.882	2	LCR SUZUKI
32	F1	GUY / PILMOOR-BRADY	53.926	12:02:32.807	3	LCR SUZUKI
32	F1	GUY / PILMOOR-BRADY	53.902	12:03:26.707	4	LCR SUZUKI
11	F2	GILBERT / GIBBONS	53.728	12:03:43.531	4	Shelbourne HONDA
32	F1	GUY / PILMOOR-BRADY	53.252	12:04:19.957	5	LCR SUZUKI
32	F1	GUY / PILMOOR-BRADY	53.179	12:05:13.138	6	LCR SUZUKI
11	F2	GILBERT / GIBBONS	52.637	12:09:59.525	11	Shelbourne HONDA

Session Leader History

NO	CL	NAME	FROM LAP	LAPS LED	DISTANCE	VEHICLE
32	F1	GUY / PILMOOR-BRADY	1	12	14.49 miles	LCR SUZUKI

Flag History

TYPE	TIME OF DAY
GREEN	11:59:45.055
FINISH	12:10:36.475

Flag Statistics

TYPE	COUNT	TOTAL LAPS	TOTAL TIME
Green	1	12	11:56.328
Red	0	0	0.000
Safety Car	0	0	0.000
FCY	0	0	0.000

BMCRC - MRO Championships 2022 - Rnd 9 @ Brands Hatch Indy

BMCRC-RKB F1 & F2 Sidecars

RACE 6 - STATISTICS

CLASS : F1

8 Starters

Fastest Lap History

NO	NAME	LAP TIME	TIME OF DAY	LAP	VEHICLE
32	GUY / PILMOOR-BRADY	54.228	12:01:38.882	2	LCR SUZUKI
32	GUY / PILMOOR-BRADY	53.926	12:02:32.807	3	LCR SUZUKI
32	GUY / PILMOOR-BRADY	53.902	12:03:26.707	4	LCR SUZUKI
32	GUY / PILMOOR-BRADY	53.252	12:04:19.957	5	LCR SUZUKI
32	GUY / PILMOOR-BRADY	53.179	12:05:13.138	6	LCR SUZUKI

Leader History

NO	NAME	FROM LAP	LAPS LED	DISTANCE	VEHICLE
32	GUY / PILMOOR-BRADY	1	12	14.49 miles	LCR SUZUKI

BMCRC - MRO Championships 2022 - Rnd 9 @ Brands Hatch Indy

BMCRC-RKB F1 & F2 Sidecars

RACE 6 - STATISTICS

CLASS : F2

15 Starters

Fastest Lap History

NO	NAME	LAP TIME	TIME OF DAY	LAP	VEHICLE
33	HEGARTY / NEAVE	55.225	12:01:41.929	2	Christie HONDA
33	HEGARTY / NEAVE	54.410	12:02:36.341	3	Christie HONDA
33	HEGARTY / NEAVE	54.203	12:03:30.543	4	Christie HONDA
11	GILBERT / GIBBONS	53.728	12:03:43.531	4	Shelbourne HONDA
11	GILBERT / GIBBONS	53.279	12:04:36.810	5	Shelbourne HONDA
11	GILBERT / GIBBONS	53.197	12:06:23.647	7	Shelbourne HONDA
11	GILBERT / GIBBONS	52.637	12:09:59.525	11	Shelbourne HONDA

Leader History

NO	NAME	FROM LAP	LAPS LED	DISTANCE	VEHICLE
33	HEGARTY / NEAVE	1	12	14.49 miles	Christie HONDA



BMCRC - MRO Championships 2022 - Rnd 9 @ Brands Hatch Indy

BMCRC-RKB F1 & F2 Sidecars

RACE 16 - GRID (12 Laps)

ROW 13			25	40	GRAHAM / BAKER						
ROW 12	24	3	ATKINSON / SMITH		1:04.409	23	19	MACBRIDE / THOMPSON			
ROW 11			22	30	BUTLER / THOMAS	1:02.464		21	188	BEST / PYMM	1:01.337
ROW 10	20	167	PETTMAN / DAWKINS	59.428		19	911	PHILLIPS / EDWARDS	59.239		
ROW 9			18	38	MOSS / GEDDES	58.978		17	65	FAIERS / PLUCKROSE	58.214
ROW 8	16	67	JEFFREY / FIELD	58.175		15	37	MORPHET / REILLY	57.639		
ROW 7			14	39	MOORE / DODD	56.697		13	58	L. EASTELL / M. EASTELL	55.632
ROW 6	12	25	MACLAURIN / HOPE	55.425		11	28	KING / SIGSWORTH	55.380		
ROW 5			10	23	SAUNDERS / HULME	55.378		9	20	HANDCOCK / BEVAN	55.178
ROW 4	8	60	TOM QUAYE / THO. QUAYE	55.171		7	22	PEARSON / PARKER	55.051		
ROW 3			6	62	WRIGHT / BAILEY	54.614		5	69	LAMBERT / JAVENS	
ROW 2	4	117	POTTINGER / DODD	53.903		3	33	HEGARTY / NEAVE	53.220		
ROW 1			2	32	GUY / PILMOOR-BRADY	53.179		1	11	GILBERT / GIBBONS	52.637
Pole											

Brands Hatch Indy: 1.2079 miles

These results are provisional until the conclusion of any judicial and technical matters.

Clerk Of Course :	Stewards :	Timekeeper : <i>Craig Smith</i>
-------------------	------------	------------------------------------

Results can be found at www.tsl-timing.com

Printed - 12:17 Sunday, 02 October 2022





BMCRC - MRO Championships 2022 - Rnd 9 @ Brands Hatch Indy

BMCRC-RKB F1 & F2 Sidecars

RACE 16 - CLASSIFICATION

POS	NO	CL	PIC NAME	ENTRY	LAPS	TIME	GAP	DIFF	MPH	BEST	ON
1	32	F1	1 GUY / PILMOOR-BRADY	LCR SUZUKI -	12	10:27.195			83.20	51.400	4
2	11	F1	2 GILBERT / GIBBONS	Shelbourne HONDA - West Ewell fencing	12	10:37.168	9.973	9.973	81.89		
3	33	F2	1 HEGARTY / NEAVE	Christie HONDA -	12	10:39.870	12.675	2.702	81.55	52.364	11
4	62	F1	3 WRIGHT / BAILEY	Yamaha RYDE F998 - Stainless Steel Designs Ltd.	12	10:53.790	26.595	13.920	79.81	53.116	12
5	20	F2	2 HANDCOCK / BEVAN	Shelbourne F2 - r j contracting	12	11:04.457	37.262	10.667	78.53	54.132	6
6	60	F2	3 TOM QUAYE / THO. QUAYE	MRE SUZUKI - Meon Valley Racing	12	11:09.180	41.985	4.723	77.98	54.878	8
7	23	F2	4 SAUNDERS / HULME	Baker HONDA - Vacuum & Pressure Leeds	12	11:13.507	46.312	4.327	77.47	54.982	12
8	22	F2	5 PEARSON / PARKER	LCR Suzuki - Pearson Parker Racing	12	11:14.795	47.600	1.288	77.33	54.836	6
9	39	F2	6 MOORE / DODD	Ireson HONDA - MDK office seating,LPC,LBS racing	12	11:15.153	47.958	0.358	77.29	54.967	6
10	25	F1	4 MACLAURIN / HOPE	Ars1 YAMAHA R6 - Amr	12	11:19.150	51.955	3.997	76.83	54.719	6
11	58	F2	7 L. EASTELL / M. EASTELL	Shelbourne R6 - Lee Eastell Engineering services ll	12	11:20.074	52.879	0.924	76.73	55.657	8
12	37	F2	8 MORPHET / REILLY	LCR Suzuki -	12	11:20.361	53.166	0.287	76.69	55.344	4
13	65	F1	5 FAIERS / PLUCKROSE	Windle YAMAHA - AWracing ltd	11	10:29.433	1 Lap	1 Lap	75.99	55.700	6
14	67	F1	6 JEFFREY / FIELD	Windle F1 - MJP/wesso racing	11	10:33.200	1 Lap	3.767	75.54	56.155	6
15	38	F2	9 MOSS / GEDDES	Shelbourne YAMAHA R6 - LifeSafety Motorsport - (11	10:40.979	1 Lap	7.779	74.62	56.988	4
16	911	F2	10 PHILLIPS / EDWARDS	MRE F2 - Apexx Flooring	11	10:59.839	1 Lap	18.860	72.49	58.430	2
17	30	F2	11 BUTLER / THOMAS	Ireson F2 - MDK Office Seating Ltd	11	11:08.629	1 Lap	8.790	71.54	58.841	11
18	167	F2	12 PETTMAN / DAWKINS	Windle 600 YAMAHA - Wesso Racing	11	11:09.509	1 Lap	0.880	71.44	59.395	4
19	188	F1	7 BEST / PYMM	LCR KAWASAKI ZX10R - Ecosse Consulting Ltd	10	10:39.977	2 Laps	1 Lap	67.94	59.759	2
20	19	F1	8 MACBRIDE / THOMPSON	LCR YAMAHA 600 - Lifesafety Motorsport	10	10:48.473	2 Laps	8.496	67.05	1:01.231	2
NOT CLASSIFIED											
DNF	117	F1	POTTINGER / DODD	LCR Yamaha - GB Precision Eng/Opal Fabrication	6	5:32.628	6 Laps	4 Laps	78.44	53.423	5
DNF	69	F2	LAMBERT / JAVENS	Honda LCR - graham anne ward	6	5:32.896	6 Laps	0.268	78.37	53.854	4

FASTEST LAP

32	F1	GUY / PILMOOR-BRADY	LCR SUZUKI -	4	51.400	84.60 mph	136.15 kph
33	F2	HEGARTY / NEAVE	Christie HONDA -	11	52.364	83.04 mph	133.64 kph

Class F1 - 92.5% of Race Speed = 76.96 mph

Class F2 - 92.5% of Race Speed = 75.43 mph

Weather / Track : Cloudy / Dry

These results are provisional until the conclusion of any judicial and technical matters.

Race Distance: 12 Laps / 14.49 miles

Brands Hatch Indy: 1.2079 miles

Date: 02/10/2022 Start: 15:27 Finish: 15:38

Clerk Of Course :	Stewards :	Timekeeper : <i>Craig Smith</i>
-------------------	------------	------------------------------------

Results can be found at www.tsl-timing.com

Printed - 15:39 Sunday, 02 October 2022



BMCRC - MRO Championships 2022 - Rnd 9 @ Brands Hatch Indy

BMCRC-RKB F1 & F2 Sidecars

RACE 16 - LAP CHART

LAP 1 @ 15:28:30.468		
NO	BEHIND	LAP TIME

32		56.504
11	2.016	
33	2.334	58.838
62	4.061	1:00.565
69	4.458	1:00.962
20	5.163	1:01.667
117	5.450	1:01.954
60	6.003	1:02.507
23	6.430	1:02.934
22	7.139	1:03.643
58	7.343	1:03.847
39	7.467	1:03.971
67	8.024	1:04.528
25	8.524	1:05.028
65	8.764	1:05.268
37	9.144	1:05.648
38	10.019	1:06.523
911	10.250	1:06.754
167	12.255	1:08.759
30	12.841	1:09.345
19	14.405	1:10.909
188	31.024	1:27.528

LAP 2 @ 15:29:22.115		
NO	BEHIND	LAP TIME

32		51.647
11	2.835	
33	3.743	53.056
62	7.178	54.764
69	7.842	55.031
20	8.343	54.827
117	8.524	54.721
60	9.340	54.984
23	11.224	56.441
22	11.671	56.179
39	12.027	56.207
58	12.426	56.730
25	12.656	55.779
67	13.413	57.036
37	13.931	56.434
65	14.331	57.214
38	15.902	57.530
911	17.033	58.430
167	20.978	1:00.370
30	21.219	1:00.025
19	23.989	1:01.231
188	39.136	59.759

LAP 3 @ 15:30:13.553		
NO	BEHIND	LAP TIME

32		51.438
11	3.840	
33	5.166	52.861
62	9.518	53.778
69	10.732	54.328
20	11.480	54.575
117	12.028	54.942
60	12.795	54.893
23	15.234	55.448
39	15.981	55.392
22	16.317	56.084
25	16.661	55.443

Weather / Track : Cloudy / Dry

Results can be found at www.tsl-timing.com

58	17.194	56.206
37	18.335	55.842
67	18.591	56.616
65	19.050	56.157
38	21.808	57.344
911	24.592	58.997
167	29.195	59.655
30	29.607	59.826
19	34.483	1:01.932
188	48.933	1:01.235

LAP 4 @ 15:31:04.953		
NO	BEHIND	LAP TIME

32		51.400
11	4.890	
33	6.796	53.030
62	12.393	54.275
69	13.186	53.854
117	14.389	53.761
20	14.880	54.800
60	16.344	54.949
23	19.247	55.413
39	20.124	55.543
25	20.255	54.994
22	20.589	55.672
58	22.043	56.249
37	22.279	55.344
67	23.771	56.580
65	23.989	56.339
38	27.396	56.988
911	32.694	59.502
167	37.190	59.395
30	37.551	59.344
19	46.253	1:03.170

LAP 5 @ 15:31:56.396		
NO	BEHIND	LAP TIME

32		51.443
11	5.819	
188	1 Lap	1:01.454
33	8.020	52.667
62	14.840	53.890
69	16.195	54.452
117	16.369	53.423
20	18.095	54.658
60	19.789	54.888
23	22.944	55.140
39	23.678	54.997
25	24.045	55.233
22	24.620	55.474
58	26.458	55.858
37	26.549	55.713
65	28.651	56.105
67	29.146	56.818
38	32.991	57.038
911	40.635	59.384
167	45.786	1:00.039
30	45.968	59.860

LAP 6 @ 15:32:48.296		
NO	BEHIND	LAP TIME

32		51.900
11	6.002	
19	1 Lap	1:04.481

33	8.684	52.564
188	1 Lap	1:01.040
62	16.819	53.879
117	18.296	53.827
69	18.564	54.269
20	20.327	54.132
60	22.966	55.077
23	26.218	55.174
39	26.745	54.967
25	26.864	54.719
22	27.556	54.836
58	30.541	55.983
37	30.780	56.131
65	32.451	55.700
67	33.401	56.155
38	38.300	57.209
911	48.659	59.924

LAP 7 @ 15:33:41.282		
NO	BEHIND	LAP TIME

32		52.986
167	1 Lap	1:00.151
30	1 Lap	1:00.426
11	5.684	
33	8.404	52.706
62	18.469	54.636
19	1 Lap	1:05.430
20	22.223	54.882
60	25.862	55.882
188	1 Lap	1:02.330
23	28.737	55.505
39	29.495	55.736
22	30.202	55.632
25	30.333	56.455
58	33.519	55.964
37	33.714	55.920
65	35.970	56.505
67	37.506	57.091
38	42.859	57.545

LAP 8 @ 15:34:33.065		
NO	BEHIND	LAP TIME

32		51.783
911	1 Lap	59.337
11	7.240	
33	9.988	53.367
167	1 Lap	1:00.897
30	1 Lap	1:01.335
62	19.832	53.146
20	25.677	55.237
60	28.957	54.878
23	32.997	56.043
39	33.392	55.680
19	1 Lap	1:05.468
22	33.545	55.126
25	34.618	56.068
188	1 Lap	1:01.502
58	37.393	55.657
37	37.569	55.638
65	40.285	56.098
67	42.717	56.994
38	48.714	57.638

LAP 9 @ 15:35:24.542		
NO	BEHIND	LAP TIME

32		51.477
11	8.150	
33	11.604	53.093
911	1 Lap	1:00.203
167	1 Lap	1:00.050
30	1 Lap	59.547
62	21.954	53.599
20	28.751	54.551
60	32.697	55.217
23	37.285	55.765
39	37.320	55.405
22	38.048	55.980
25	40.942	57.801
58	42.208	56.292
37	42.561	56.469
65	45.995	57.187
188	1 Lap	1:02.883
19	1 Lap	1:05.221
67	48.060	56.820

LAP 10 @ 15:36:16.568		
NO	BEHIND	LAP TIME

32		52.026
38	1 Lap	57.330
11	8.730	
33	12.070	52.492
911	1 Lap	59.411
62	24.112	54.184
167	1 Lap	1:00.029
30	1 Lap	59.827
20	31.236	54.511
60	35.704	55.033
39	40.566	55.272
23	40.693	55.434
22	41.575	55.553
25	45.558	56.642
58	45.915	55.733
37	46.082	55.547
65	50.419	56.450

LAP 11 @ 15:37:08.644		
NO	BEHIND	LAP TIME

32		52.076
67	1 Lap	58.075
188	2 Laps	1:01.373
19	2 Laps	1:04.636
38	1 Lap	57.699
11	9.085	
33	12.358	52.364
62	25.994	53.958
911	1 Lap	59.080
20	34.883	55.723
30	1 Lap	1:00.253
167	1 Lap	1:00.752
60	38.806	55.178
23	43.845	55.228
39	44.413	55.923
22	44.529	55.030
25	49.308	55.826
58	49.714	55.875
37	50.083	56.077

LAP 12 @ 15:38:01.159		
NO	BEHIND	LAP TIME

32		52.515
65	1 Lap	56.410
67	1 Lap	56.487
11	9.973	
33	12.675	52.832
188	2 Laps	1:00.873
38	1 Lap	58.135
19	2 Laps	1:05.995
62	26.595	53.116
911	1 Lap	58.817
20	37.262	54.894
30	1 Lap	58.841
60	41.985	55.694
167	1 Lap	59.412
23	46.312	54.982
22	47.600	55.586
39	47.958	56.060
25	51.955	55.162
58	52.879	55.680
37	53.166	55.598

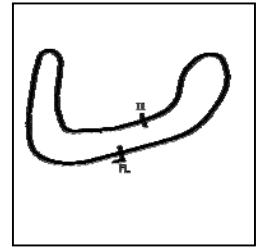
Brands Hatch Indy: 1.2079 miles
Date: 02/10/2022 Start: 15:27 Finish: 15:38

Printed - 15:42 Sunday, 02 October 2022

BMCRC - MRO Championships 2022 - Rnd 9 @ Brands Hatch Indy

BMCRC-RKB F1 & F2 Sidecars

RACE 16 - SECTOR ANALYSIS



SECTOR 1 = FL to I1, SECTOR 2 = I1 to FL, DIFF = Difference To Personal Best Lap, P = Crossed Finish Line in Pit Lane, D = Time Disallowed

P1 32 F1		GUY / PILMOOR-BRADY		LCR SUZUKI -		
IDEAL LAP TIME : 51.187		BEST LAP TIME : 51.400		DIFFERENCE : 0.213		
LAP	SECTOR 1	SECTOR 2	LAP TIME	MPH	DIFF	TIME OF DAY
1 -		21.057	56.504	76.96	5.104	15:28:30.468
2 -	30.810	20.837	51.647	84.19	0.247	15:29:22.115
3 -	30.717	20.721	51.438 (2)	84.54	0.038	15:30:13.553
4 -	30.536	20.864	51.400 (1)	84.60		15:31:04.953
5 -	30.616	20.827	51.443 (3)	84.53	0.043	15:31:56.396
6 -	31.020	20.880	51.900	83.78	0.500	15:32:48.296
7 -	30.772	22.214	52.986	82.07	1.586	15:33:41.282
8 -	30.857	20.926	51.783	83.97	0.383	15:34:33.065
9 -	30.826	20.651	51.477	84.47	0.077	15:35:24.542
10 -	30.778	21.248	52.026	83.58	0.626	15:36:16.568
11 -	31.316	20.760	52.076	83.50	0.676	15:37:08.644
12 -	31.423	21.092	52.515	82.80	1.115	15:38:01.159

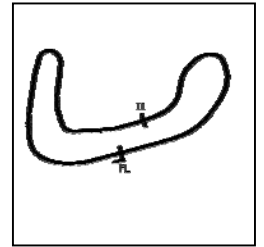
P2 11 F1		GILBERT / GIBBONS		Shelbourne HONDA - West Ewell fencing		
IDEAL LAP TIME :		BEST LAP TIME : 52.083		DIFFERENCE :		
LAP	SECTOR 1	SECTOR 2	LAP TIME	MPH	DIFF	TIME OF DAY
1 -						
2 -						
3 -						
4 -						
5 -						
6 -						
7 -						
8 -						
9 -						
10 -						
11 -						
12 -						

P3 33 F2		HEGARTY / NEAVE		Christie HONDA -		
IDEAL LAP TIME : 52.302		BEST LAP TIME : 52.364		DIFFERENCE : 0.062		
LAP	SECTOR 1	SECTOR 2	LAP TIME	MPH	DIFF	TIME OF DAY
1 -		21.827	58.838	73.90	6.474	15:28:32.802
2 -	31.566	21.490	53.056	81.96	0.692	15:29:25.858
3 -	31.452	21.409	52.861	82.26	0.497	15:30:18.719
4 -	31.416	21.614	53.030	82.00	0.666	15:31:11.749
5 -	31.413	21.254	52.667	82.56	0.303	15:32:04.416
6 -	31.283	21.281	52.564 (3)	82.72	0.200	15:32:56.980
7 -	31.320	21.386	52.706	82.50	0.342	15:33:49.686
8 -	31.140	22.227	53.367	81.48	1.003	15:34:43.053
9 -	31.289	21.804	53.093	81.90	0.729	15:35:36.146
10 -	31.278	21.214	52.492 (2)	82.84	0.128	15:36:28.638
11 -	31.202	21.162	52.364 (1)	83.04		15:37:21.002
12 -	31.315	21.517	52.832	82.31	0.468	15:38:13.834

BMCRC - MRO Championships 2022 - Rnd 9 @ Brands Hatch Indy

BMCRC-RKB F1 & F2 Sidecars

RACE 16 - SECTOR ANALYSIS



SECTOR 1 = FL to I1, SECTOR 2 = I1 to FL, DIFF = Difference To Personal Best Lap, P = Crossed Finish Line in Pit Lane, D = Time Disallowed

P4 62 F1		WRIGHT / BAILEY		Yamaha RYDE F998 - Stainless Steel Designs Ltd.		
IDEAL LAP TIME : 53.110		BEST LAP TIME : 53.116		DIFFERENCE : 0.006		
LAP	SECTOR 1	SECTOR 2	LAP TIME	MPH	DIFF	TIME OF DAY
1 -		22.089	1:00.565	71.80	7.449	15:28:34.529
2 -	33.229	21.535	54.764	79.40	1.648	15:29:29.293
3 -	32.006	21.772	53.778	80.86	0.662	15:30:23.071
4 -	32.347	21.928	54.275	80.12	1.159	15:31:17.346
5 -	32.332	21.558	53.890	80.69	0.774	15:32:11.236
6 -	32.072	21.807	53.879	80.71	0.763	15:33:05.115
7 -	32.025	22.611	54.636	79.59	1.520	15:33:59.751
8 -	31.841	21.305	53.146 (2)	81.82	0.030	15:34:52.897
9 -	32.062	21.537	53.599 (3)	81.13	0.483	15:35:46.496
10 -	32.288	21.896	54.184	80.25	1.068	15:36:40.680
11 -	32.159	21.799	53.958	80.59	0.842	15:37:34.638
12 -	31.805	21.311	53.116 (1)	81.86		15:38:27.754

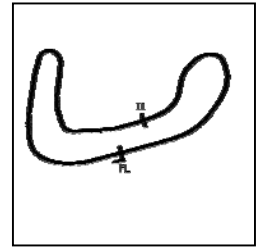
P5 20 F2		HANDCOCK / BEVAN		Shelbourne F2 - r j contracting		
IDEAL LAP TIME : 53.789		BEST LAP TIME : 54.132		DIFFERENCE : 0.343		
LAP	SECTOR 1	SECTOR 2	LAP TIME	MPH	DIFF	TIME OF DAY
1 -		22.690	1:01.667	70.51	7.535	15:28:35.631
2 -	32.613	22.214	54.827	79.31	0.695	15:29:30.458
3 -	32.642	21.933	54.575	79.68	0.443	15:30:25.033
4 -	32.394	22.406	54.800	79.35	0.668	15:31:19.833
5 -	32.540	22.118	54.658	79.56	0.526	15:32:14.491
6 -	32.095	22.037	54.132 (1)	80.33		15:33:08.623
7 -	33.188	21.694	54.882	79.23	0.750	15:34:03.505
8 -	33.373	21.864	55.237	78.72	1.105	15:34:58.742
9 -	32.678	21.873	54.551 (3)	79.71	0.419	15:35:53.293
10 -	32.565	21.946	54.511 (2)	79.77	0.379	15:36:47.804
11 -	32.686	23.037	55.723	78.03	1.591	15:37:43.527
12 -	32.533	22.361	54.894	79.21	0.762	15:38:38.421

P6 60 F2		TOM QUAYE / THO. QUAYE		MRE SUZUKI - Meon Valley Racing		
IDEAL LAP TIME : 54.454		BEST LAP TIME : 54.878		DIFFERENCE : 0.424		
LAP	SECTOR 1	SECTOR 2	LAP TIME	MPH	DIFF	TIME OF DAY
1 -		22.720	1:02.507	69.56	7.629	15:28:36.471
2 -	32.762	22.222	54.984	79.08	0.106	15:29:31.455
3 -	32.888	22.005	54.893 (3)	79.21	0.015	15:30:26.348
4 -	32.852	22.097	54.949	79.13	0.071	15:31:21.297
5 -	32.771	22.117	54.888 (2)	79.22	0.010	15:32:16.185
6 -	32.989	22.088	55.077	78.95	0.199	15:33:11.262
7 -	33.460	22.422	55.882	77.81	1.004	15:34:07.144
8 -	33.186	21.692	54.878 (1)	79.24		15:35:02.022
9 -	33.107	22.110	55.217	78.75	0.339	15:35:57.239
10 -	32.873	22.160	55.033	79.01	0.155	15:36:52.272
11 -	33.177	22.001	55.178	78.81	0.300	15:37:47.450
12 -	33.039	22.655	55.694	78.08	0.816	15:38:43.144

BMCRC - MRO Championships 2022 - Rnd 9 @ Brands Hatch Indy

BMCRC-RKB F1 & F2 Sidecars

RACE 16 - SECTOR ANALYSIS



SECTOR 1 = FL to I1, SECTOR 2 = I1 to FL, DIFF = Difference To Personal Best Lap, P = Crossed Finish Line in Pit Lane, D = Time Disallowed

P7 23 F2 SAUNDERS / HULME			Baker HONDA - Vacuum & Pressure Leads			
IDEAL LAP TIME : 54.757		BEST LAP TIME : 54.982		DIFFERENCE : 0.225		
LAP	SECTOR 1	SECTOR 2	LAP TIME	MPH	DIFF	TIME OF DAY
1 -		22.987	1:02.934	69.09	7.952	15:28:36.898
2 -	33.594	22.847	56.441	77.04	1.459	15:29:33.339
3 -	33.026	22.422	55.448	78.42	0.466	15:30:28.787
4 -	33.088	22.325	55.413	78.47	0.431	15:31:24.200
5 -	32.938	22.202	55.140 (2)	78.86	0.158	15:32:19.340
6 -	32.898	22.276	55.174 (3)	78.81	0.192	15:33:14.514
7 -	33.306	22.199	55.505	78.34	0.523	15:34:10.019
8 -	33.451	22.592	56.043	77.59	1.061	15:35:06.062
9 -	33.570	22.195	55.765	77.98	0.783	15:36:01.827
10 -	33.331	22.103	55.434	78.44	0.452	15:36:57.261
11 -	33.089	22.139	55.228	78.73	0.246	15:37:52.489
12 -	32.654	22.328	54.982 (1)	79.09		15:38:47.471

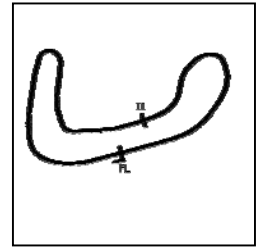
P8 22 F2 PEARSON / PARKER			LCR Suzuki - Pearson Parker Racing			
IDEAL LAP TIME : 54.703		BEST LAP TIME : 54.836		DIFFERENCE : 0.133		
LAP	SECTOR 1	SECTOR 2	LAP TIME	MPH	DIFF	TIME OF DAY
1 -		23.192	1:03.643	68.32	8.807	15:28:37.607
2 -	33.231	22.948	56.179	77.40	1.343	15:29:33.786
3 -	33.698	22.386	56.084	77.53	1.248	15:30:29.870
4 -	32.873	22.799	55.672	78.11	0.836	15:31:25.542
5 -	33.049	22.425	55.474	78.38	0.638	15:32:21.016
6 -	32.586	22.250	54.836 (1)	79.30		15:33:15.852
7 -	33.247	22.385	55.632	78.16	0.796	15:34:11.484
8 -	32.585	22.541	55.126 (3)	78.88	0.290	15:35:06.610
9 -	33.222	22.758	55.980	77.68	1.144	15:36:02.590
10 -	32.699	22.854	55.553	78.27	0.717	15:36:58.143
11 -	32.453	22.577	55.030 (2)	79.02	0.194	15:37:53.173
12 -	33.220	22.366	55.586	78.23	0.750	15:38:48.759

P9 39 F2 MOORE / DODD			Ireson HONDA - MDK office seating,LPC,LBS racing			
IDEAL LAP TIME : 54.870		BEST LAP TIME : 54.967		DIFFERENCE : 0.097		
LAP	SECTOR 1	SECTOR 2	LAP TIME	MPH	DIFF	TIME OF DAY
1 -		22.595	1:03.971	67.97	9.004	15:28:37.935
2 -	33.231	22.976	56.207	77.36	1.240	15:29:34.142
3 -	33.034	22.358	55.392	78.50	0.425	15:30:29.534
4 -	32.780	22.763	55.543	78.29	0.576	15:31:25.077
5 -	32.671	22.326	54.997 (2)	79.06	0.030	15:32:20.074
6 -	32.693	22.274	54.967 (1)	79.11		15:33:15.041
7 -	33.338	22.398	55.736	78.02	0.769	15:34:10.777
8 -	32.982	22.698	55.680	78.09	0.713	15:35:06.457
9 -	32.952	22.453	55.405	78.48	0.438	15:36:01.862
10 -	33.073	22.199	55.272 (3)	78.67	0.305	15:36:57.134
11 -	33.199	22.724	55.923	77.76	0.956	15:37:53.057
12 -	33.393	22.667	56.060	77.57	1.093	15:38:49.117

BMCRC - MRO Championships 2022 - Rnd 9 @ Brands Hatch Indy

BMCRC-RKB F1 & F2 Sidecars

RACE 16 - SECTOR ANALYSIS



SECTOR 1 = FL to I1, SECTOR 2 = I1 to FL, DIFF = Difference To Personal Best Lap, P = Crossed Finish Line in Pit Lane, D = Time Disallowed

P10 25 F1		MACLAURIN / HOPE		Ars1 YAMAHA R6 - Amr		
IDEAL LAP TIME : 54.503		BEST LAP TIME : 54.719		DIFFERENCE : 0.216		
LAP	SECTOR 1	SECTOR 2	LAP TIME	MPH	DIFF	TIME OF DAY
1 -		23.128	1:05.028	66.87	10.309	15:28:38.992
2 -	33.208	22.571	55.779	77.96	1.060	15:29:34.771
3 -	33.005	22.438	55.443	78.43	0.724	15:30:30.214
4 -	32.271	22.723	54.994 (2)	79.07	0.275	15:31:25.208
5 -	32.716	22.517	55.233	78.73	0.514	15:32:20.441
6 -	32.487	22.232	54.719 (1)	79.47		15:33:15.160
7 -	33.925	22.530	56.455	77.02	1.736	15:34:11.615
8 -	32.884	23.184	56.068	77.55	1.349	15:35:07.683
9 -	34.541	23.260	57.801	75.23	3.082	15:36:05.484
10 -	33.644	22.998	56.642	76.77	1.923	15:37:02.126
11 -	33.256	22.570	55.826	77.89	1.107	15:37:57.952
12 -	32.552	22.610	55.162 (3)	78.83	0.443	15:38:53.114

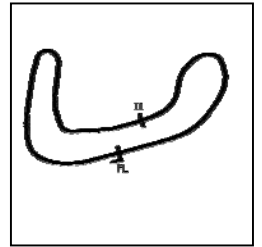
P11 58 F2		L. EASTELL / M. EASTELL		Shelbourne R6 - Lee Eastell Engineering services ltd		
IDEAL LAP TIME : 55.516		BEST LAP TIME : 55.657		DIFFERENCE : 0.141		
LAP	SECTOR 1	SECTOR 2	LAP TIME	MPH	DIFF	TIME OF DAY
1 -		23.054	1:03.847	68.10	8.190	15:28:37.811
2 -	33.646	23.084	56.730	76.65	1.073	15:29:34.541
3 -	33.254	22.952	56.206	77.36	0.549	15:30:30.747
4 -	33.473	22.776	56.249	77.30	0.592	15:31:26.996
5 -	33.151	22.707	55.858	77.85	0.201	15:32:22.854
6 -	33.255	22.728	55.983	77.67	0.326	15:33:18.837
7 -	33.410	22.554	55.964	77.70	0.307	15:34:14.801
8 -	33.023	22.634	55.657 (1)	78.13		15:35:10.458
9 -	33.799	22.493	56.292	77.25	0.635	15:36:06.750
10 -	33.082	22.651	55.733 (3)	78.02	0.076	15:37:02.483
11 -	33.312	22.563	55.875	77.82	0.218	15:37:58.358
12 -	33.048	22.632	55.680 (2)	78.09	0.023	15:38:54.038

P12 37 F2		MORPHET / REILLY		LCR Suzuki -		
IDEAL LAP TIME : 55.289		BEST LAP TIME : 55.344		DIFFERENCE : 0.055		
LAP	SECTOR 1	SECTOR 2	LAP TIME	MPH	DIFF	TIME OF DAY
1 -		23.107	1:05.648	66.24	10.304	15:28:39.612
2 -	33.960	22.474	56.434	77.05	1.090	15:29:36.046
3 -	33.215	22.627	55.842	77.87	0.498	15:30:31.888
4 -	32.915	22.429	55.344 (1)	78.57		15:31:27.232
5 -	33.175	22.538	55.713	78.05	0.369	15:32:22.945
6 -	33.389	22.742	56.131	77.47	0.787	15:33:19.076
7 -	33.487	22.433	55.920	77.76	0.576	15:34:14.996
8 -	33.047	22.591	55.638	78.15	0.294	15:35:10.634
9 -	33.925	22.544	56.469	77.00	1.125	15:36:07.103
10 -	33.036	22.511	55.547 (2)	78.28	0.203	15:37:02.650
11 -	33.502	22.575	56.077	77.54	0.733	15:37:58.727
12 -	33.224	22.374	55.598 (3)	78.21	0.254	15:38:54.325

BMCRC - MRO Championships 2022 - Rnd 9 @ Brands Hatch Indy

BMCRC-RKB F1 & F2 Sidecars

RACE 16 - SECTOR ANALYSIS



SECTOR 1 = FL to I1, SECTOR 2 = I1 to FL, DIFF = Difference To Personal Best Lap, P = Crossed Finish Line in Pit Lane, D = Time Disallowed

P13 65 F1		FAIERS / PLUCKROSE		Windle YAMAHA - AWracing ltd		
IDEAL LAP TIME : 55.516		BEST LAP TIME : 55.700		DIFFERENCE : 0.184		
LAP	SECTOR 1	SECTOR 2	LAP TIME	MPH	DIFF	TIME OF DAY
1 -		23.160	1:05.268	66.62	9.568	15:28:39.232
2 -	34.458	22.756	57.214	76.00	1.514	15:29:36.446
3 -	33.665	22.492	56.157	77.43	0.457	15:30:32.603
4 -	33.769	22.570	56.339	77.18	0.639	15:31:28.942
5 -	33.873	22.232	56.105 (3)	77.50	0.405	15:32:25.047
6 -	33.284	22.416	55.700 (1)	78.07		15:33:20.747
7 -	33.936	22.569	56.505	76.95	0.805	15:34:17.252
8 -	33.719	22.379	56.098 (2)	77.51	0.398	15:35:13.350
9 -	33.679	23.508	57.187	76.04	1.487	15:36:10.537
10 -	33.847	22.603	56.450	77.03	0.750	15:37:06.987
11 -	33.866	22.544	56.410	77.08	0.710	15:38:03.397

P14 67 F1		JEFFREY / FIELD		Windle F1 - MJp/wesso racing		
IDEAL LAP TIME : 55.936		BEST LAP TIME : 56.155		DIFFERENCE : 0.219		
LAP	SECTOR 1	SECTOR 2	LAP TIME	MPH	DIFF	TIME OF DAY
1 -		22.980	1:04.528	67.39	8.373	15:28:38.492
2 -	34.263	22.773	57.036	76.24	0.881	15:29:35.528
3 -	33.409	23.207	56.616	76.80	0.461	15:30:32.144
4 -	33.869	22.711	56.580 (3)	76.85	0.425	15:31:28.724
5 -	34.255	22.563	56.818	76.53	0.663	15:32:25.542
6 -	33.628	22.527	56.155 (1)	77.43		15:33:21.697
7 -	34.093	22.998	57.091	76.16	0.936	15:34:18.788
8 -	34.254	22.740	56.994	76.29	0.839	15:35:15.782
9 -	33.889	22.931	56.820	76.53	0.665	15:36:12.602
10 -	35.388	22.687	58.075	74.87	1.920	15:37:10.677
11 -	33.926	22.561	56.487 (2)	76.98	0.332	15:38:07.164

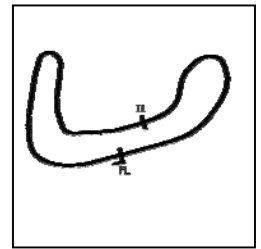
P15 38 F2		MOSS / GEDDES		Shelbourne YAMAHA R6 - LifeSafety Motorsport - CharlieMoss		
IDEAL LAP TIME : 56.933		BEST LAP TIME : 56.988		DIFFERENCE : 0.055		
LAP	SECTOR 1	SECTOR 2	LAP TIME	MPH	DIFF	TIME OF DAY
1 -		23.622	1:06.523	65.36	9.535	15:28:40.487
2 -	34.360	23.170	57.530	75.58	0.542	15:29:38.017
3 -	34.198	23.146	57.344	75.83	0.356	15:30:35.361
4 -	33.974	23.014	56.988 (1)	76.30		15:31:32.349
5 -	34.079	22.959	57.038 (2)	76.24	0.050	15:32:29.387
6 -	33.977	23.232	57.209 (3)	76.01	0.221	15:33:26.596
7 -	34.077	23.468	57.545	75.56	0.557	15:34:24.141
8 -	34.349	23.289	57.638	75.44	0.650	15:35:21.779
9 -	34.099	23.231	57.330	75.85	0.342	15:36:19.109
10 -	34.247	23.452	57.699	75.36	0.711	15:37:16.808
11 -	34.689	23.446	58.135	74.80	1.147	15:38:14.943

P16 911 F2		PHILLIPS / EDWARDS		MRE F2 - Apexx Flooring		
IDEAL LAP TIME : 58.225		BEST LAP TIME : 58.430		DIFFERENCE : 0.205		
LAP	SECTOR 1	SECTOR 2	LAP TIME	MPH	DIFF	TIME OF DAY
1 -		23.811	1:06.754	65.14	8.324	15:28:40.718
2 -	35.032	23.398	58.430 (1)	74.42		15:29:39.148
3 -	35.170	23.827	58.997 (3)	73.70	0.567	15:30:38.145
4 -	35.401	24.101	59.502	73.08	1.072	15:31:37.647
5 -	35.455	23.929	59.384	73.22	0.954	15:32:37.031
6 -	36.068	23.856	59.924	72.56	1.494	15:33:36.955
7 -	35.611	23.726	59.337	73.28	0.907	15:34:36.292
8 -	36.007	24.196	1:00.203	72.23	1.773	15:35:36.495
9 -	35.602	23.809	59.411	73.19	0.981	15:36:35.906
10 -	35.358	23.722	59.080	73.60	0.650	15:37:34.986
11 -	34.827	23.990	58.817 (2)	73.93	0.387	15:38:33.803

BMCRC - MRO Championships 2022 - Rnd 9 @ Brands Hatch Indy

BMCRC-RKB F1 & F2 Sidecars

RACE 16 - SECTOR ANALYSIS



SECTOR 1 = FL to I1, SECTOR 2 = I1 to FL, DIFF = Difference To Personal Best Lap, P = Crossed Finish Line in Pit Lane, D = Time Disallowed

P17 30 F2 BUTLER / THOMAS		Ireson F2 - MDK Office Seating Ltd				
IDEAL LAP TIME : 58.841		BEST LAP TIME : 58.841		DIFFERENCE : 0.000		
LAP	SECTOR 1	SECTOR 2	LAP TIME	MPH	DIFF	TIME OF DAY
1 -		24.499	1:09.345	62.70	10.504	15:28:43.309
2 -	35.887	24.138	1:00.025	72.44	1.184	15:29:43.334
3 -	35.724	24.102	59.826	72.68	0.985	15:30:43.160
4 -	35.650	23.694	59.344 (2)	73.27	0.503	15:31:42.504
5 -	35.962	23.898	59.860	72.64	1.019	15:32:42.364
6 -	35.952	24.474	1:00.426	71.96	1.585	15:33:42.790
7 -	36.544	24.791	1:01.335	70.89	2.494	15:34:44.125
8 -	35.775	23.772	59.547 (3)	73.02	0.706	15:35:43.672
9 -	35.768	24.059	59.827	72.68	0.986	15:36:43.499
10 -	36.316	23.937	1:00.253	72.17	1.412	15:37:43.752
11 -	35.163	23.678	58.841 (1)	73.90		15:38:42.593

P18 167 F2 PETTMAN / DAWKINS		Windle 600 YAMAHA - Wesso Racing				
IDEAL LAP TIME : 59.362		BEST LAP TIME : 59.395		DIFFERENCE : 0.033		
LAP	SECTOR 1	SECTOR 2	LAP TIME	MPH	DIFF	TIME OF DAY
1 -		24.462	1:08.759	63.24	9.364	15:28:42.723
2 -	36.185	24.185	1:00.370	72.03	0.975	15:29:43.093
3 -	35.516	24.139	59.655 (3)	72.89	0.260	15:30:42.748
4 -	35.384	24.011	59.395 (1)	73.21		15:31:42.143
5 -	35.536	24.503	1:00.039	72.42	0.644	15:32:42.182
6 -	35.896	24.255	1:00.151	72.29	0.756	15:33:42.333
7 -	36.698	24.199	1:00.897	71.40	1.502	15:34:43.230
8 -	35.959	24.091	1:00.050	72.41	0.655	15:35:43.280
9 -	35.804	24.225	1:00.029	72.44	0.634	15:36:43.309
10 -	36.274	24.478	1:00.752	71.57	1.357	15:37:44.061
11 -	35.434	23.978	59.412 (2)	73.19	0.017	15:38:43.473

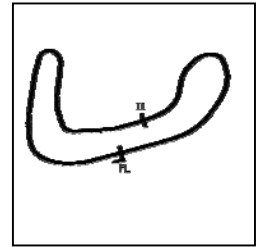
P19 188 F1 BEST / PYMM		LCR KAWASAKI ZX10R - Ecosse Consulting Ltd				
IDEAL LAP TIME : 59.759		BEST LAP TIME : 59.759		DIFFERENCE : 0.000		
LAP	SECTOR 1	SECTOR 2	LAP TIME	MPH	DIFF	TIME OF DAY
1 -		24.262	1:27.528	49.68	27.769	15:29:01.492
2 -	36.054	23.705	59.759 (1)	72.76		15:30:01.251
3 -	36.695	24.540	1:01.235	71.01	1.476	15:31:02.486
4 -	36.931	24.523	1:01.454	70.76	1.695	15:32:03.940
5 -	36.948	24.092	1:01.040 (3)	71.24	1.281	15:33:04.980
6 -	37.473	24.857	1:02.330	69.76	2.571	15:34:07.310
7 -	36.712	24.790	1:01.502	70.70	1.743	15:35:08.812
8 -	37.611	25.272	1:02.883	69.15	3.124	15:36:11.695
9 -	36.719	24.654	1:01.373	70.85	1.614	15:37:13.068
10 -	36.274	24.599	1:00.873 (2)	71.43	1.114	15:38:13.941

P20 19 F1 MACBRIDE / THOMPSON		LCR YAMAHA 600 - Lifesafety Motorsport				
IDEAL LAP TIME : 1:01.231		BEST LAP TIME : 1:01.231		DIFFERENCE : 0.000		
LAP	SECTOR 1	SECTOR 2	LAP TIME	MPH	DIFF	TIME OF DAY
1 -		24.768	1:10.909	61.32	9.678	15:28:44.873
2 -	36.472	24.759	1:01.231 (1)	71.01		15:29:46.104
3 -	36.962	24.970	1:01.932 (2)	70.21	0.701	15:30:48.036
4 -	37.702	25.468	1:03.170 (3)	68.83	1.939	15:31:51.206
5 -	38.696	25.785	1:04.481	67.44	3.250	15:32:55.687
6 -	39.688	25.742	1:05.430	66.46	4.199	15:34:01.117
7 -	39.807	25.661	1:05.468	66.42	4.237	15:35:06.585
8 -	39.116	26.105	1:05.221	66.67	3.990	15:36:11.806
9 -	39.175	25.461	1:04.636	67.27	3.405	15:37:16.442
10 -	39.501	26.494	1:05.995	65.89	4.764	15:38:22.437

BMCRC - MRO Championships 2022 - Rnd 9 @ Brands Hatch Indy

BMCRC-RKB F1 & F2 Sidecars

RACE 16 - SECTOR ANALYSIS



SECTOR 1 = FL to I1, SECTOR 2 = I1 to FL, DIFF = Difference To Personal Best Lap, P = Crossed Finish Line in Pit Lane, D = Time Disallowed

P21 117 F1		POTTINGER / DODD		LCR Yamaha - GB Precision Eng/Opal Fabrication		
IDEAL LAP TIME : 53.313		BEST LAP TIME : 53.423		DIFFERENCE : 0.110		
LAP	SECTOR 1	SECTOR 2	LAP TIME	MPH	DIFF	TIME OF DAY
1 -		22.374	1:01.954	70.19	8.531	15:28:35.918
2 -	32.609	22.112	54.721	79.46	1.298	15:29:30.639
3 -	32.595	22.347	54.942	79.14	1.519	15:30:25.581
4 -	31.908	21.853	53.761 (2)	80.88	0.338	15:31:19.342
5 -	31.621	21.802	53.423 (1)	81.39		15:32:12.765
6 -	32.135	21.692	53.827 (3)	80.78	0.404	15:33:06.592

P22 69 F2		LAMBERT / JAVENS		Honda LCR - graham anne ward		
IDEAL LAP TIME : 53.770		BEST LAP TIME : 53.854		DIFFERENCE : 0.084		
LAP	SECTOR 1	SECTOR 2	LAP TIME	MPH	DIFF	TIME OF DAY
1 -		21.954	1:00.962	71.33	7.108	15:28:34.926
2 -	33.267	21.764	55.031	79.02	1.177	15:29:29.957
3 -	32.370	21.958	54.328 (3)	80.04	0.474	15:30:24.285
4 -	32.006	21.848	53.854 (1)	80.74		15:31:18.139
5 -	32.444	22.008	54.452	79.86	0.598	15:32:12.591
6 -	32.009	22.260	54.269 (2)	80.13	0.415	15:33:06.860

BMCRC - MRO Championships 2022 - Rnd 9 @ Brands Hatch Indy

BMCRC-RKB F1 & F2 Sidecars

RACE 16 - BEST SECTORS

SECTOR 1			SECTOR 2			IDEAL / BEST COMPARISON						
POS	NO	NAME	TIME	NO	NAME	TIME	POS	NO	NAME	IDEAL	BEST	DIFF
									PERFECT LAP	51.187		
1	32	GUY / PILMOOR-BRADY	30.536	32	GUY / PILMOOR-BRADY	20.651	1	32	GUY / PILMOOR-BRADY	51.187	51.400	0.213
2	33	HEGARTY / NEAVE	31.140	33	HEGARTY / NEAVE	21.162	2	33	HEGARTY / NEAVE	52.302	52.364	0.062
3	117	POTTINGER / DODD	31.621	62	WRIGHT / BAILEY	21.305	3	62	WRIGHT / BAILEY	53.110	53.116	0.006
4	62	WRIGHT / BAILEY	31.805	60	TOM QUAYE / THO. QUAYE	21.692	4	117	POTTINGER / DODD	53.313	53.423	0.110
5	69	LAMBERT / JAVENS	32.006	117	POTTINGER / DODD	21.692	5	69	LAMBERT / JAVENS	53.770	53.854	0.084
6	20	HANDCOCK / BEVAN	32.095	20	HANDCOCK / BEVAN	21.694	6	20	HANDCOCK / BEVAN	53.789	54.132	0.343
7	25	MACLAURIN / HOPE	32.271	69	LAMBERT / JAVENS	21.764	7	60	TOM QUAYE / THO. QUAYE	54.454	54.878	0.424
8	22	PEARSON / PARKER	32.453	23	SAUNDERS / HULME	22.103	8	25	MACLAURIN / HOPE	54.503	54.719	0.216
9	23	SAUNDERS / HULME	32.654	39	MOORE / DODD	22.199	9	22	PEARSON / PARKER	54.703	54.836	0.133
10	39	MOORE / DODD	32.671	25	MACLAURIN / HOPE	22.232	10	23	SAUNDERS / HULME	54.757	54.982	0.225
11	60	TOM QUAYE / THO. QUAYE	32.762	65	FAIERS / PLUCKROSE	22.232	11	39	MOORE / DODD	54.870	54.967	0.097
12	37	MORPHET / REILLY	32.915	22	PEARSON / PARKER	22.250	12	37	MORPHET / REILLY	55.289	55.344	0.055
13	58	L. EASTELL / M. EASTELL	33.023	37	MORPHET / REILLY	22.374	13	65	FAIERS / PLUCKROSE	55.516	55.700	0.184
14	65	FAIERS / PLUCKROSE	33.284	58	L. EASTELL / M. EASTELL	22.493	14	58	L. EASTELL / M. EASTELL	55.516	55.657	0.141
15	67	JEFFREY / FIELD	33.409	67	JEFFREY / FIELD	22.527	15	67	JEFFREY / FIELD	55.936	56.155	0.219
16	38	MOSS / GEDDES	33.974	38	MOSS / GEDDES	22.959	16	38	MOSS / GEDDES	56.933	56.988	0.055
17	911	PHILLIPS / EDWARDS	34.827	911	PHILLIPS / EDWARDS	23.398	17	911	PHILLIPS / EDWARDS	58.225	58.430	0.205
18	30	BUTLER / THOMAS	35.163	30	BUTLER / THOMAS	23.678	18	30	BUTLER / THOMAS	58.841	58.841	0.000
19	167	PETTMAN / DAWKINS	35.384	188	BEST / PYMM	23.705	19	167	PETTMAN / DAWKINS	59.362	59.395	0.033
20	188	BEST / PYMM	36.054	167	PETTMAN / DAWKINS	23.978	20	188	BEST / PYMM	59.759	59.759	0.000
21	19	MACBRIDE / THOMPSON	36.472	19	MACBRIDE / THOMPSON	24.759	21	19	MACBRIDE / THOMPSON	1:01.231	1:01.231	0.000
22							22	11	GILBERT / GIBBONS			

BMCRC - MRO Championships 2022 - Rnd 9 @ Brands Hatch Indy

BMCRC-RKB F1 & F2 Sidecars

RACE 16 - STATISTICS

Competitors Started 22
Planned Start 2022-10-02 @ 16:05:00.000
Actual Start 2022-10-02 @ 15:27:33.964
Finish Time 2022-10-02 @ 15:38:01.158
Track Length 1.2079mi.
Total Laps 242
Total Distance Covered 292.3228mi.

Session Fastest Lap History

NO	CL	NAME	LAP TIME	TIME OF DAY	LAP	VEHICLE
32	F1	GUY / PILMOOR-BRADY	51.647	15:29:22.130	2	LCR SUZUKI
32	F1	GUY / PILMOOR-BRADY	51.438	15:30:13.569	3	LCR SUZUKI
32	F1	GUY / PILMOOR-BRADY	51.400	15:31:04.968	4	LCR SUZUKI

Session Leader History

NO	CL	NAME	FROM LAP	LAPS LED	DISTANCE	VEHICLE
32	F1	GUY / PILMOOR-BRADY	1	12	14.49 miles	LCR SUZUKI

Flag History

TYPE	TIME OF DAY
GREEN	15:27:33.964
FINISH	15:38:01.158

Flag Statistics

TYPE	COUNT	TOTAL LAPS	TOTAL TIME
Green	1	12	11:26.826
Red	0	0	0.000
Safety Car	0	0	0.000
FCY	0	0	0.000

BMCRC - MRO Championships 2022 - Rnd 9 @ Brands Hatch Indy

BMCRC-RKB F1 & F2 Sidecars

RACE 16 - STATISTICS

CLASS : F1

9 Starters

Fastest Lap History

NO	NAME	LAP TIME	TIME OF DAY	LAP	VEHICLE
32	GUY / PILMOOR-BRADY	51.647	15:29:22.130	2	LCR SUZUKI
32	GUY / PILMOOR-BRADY	51.438	15:30:13.569	3	LCR SUZUKI
32	GUY / PILMOOR-BRADY	51.400	15:31:04.968	4	LCR SUZUKI

Leader History

NO	NAME	FROM LAP	LAPS LED	DISTANCE	VEHICLE
32	GUY / PILMOOR-BRADY	1	12	14.49 miles	LCR SUZUKI

BMCRC - MRO Championships 2022 - Rnd 9 @ Brands Hatch Indy

BMCRC-RKB F1 & F2 Sidecars

RACE 16 - STATISTICS

CLASS : F2

13 Starters

Fastest Lap History

NO	NAME	LAP TIME	TIME OF DAY	LAP	VEHICLE
33	HEGARTY / NEAVE	53.056	15:29:25.894	2	Christie HONDA
33	HEGARTY / NEAVE	52.861	15:30:18.757	3	Christie HONDA
33	HEGARTY / NEAVE	52.667	15:32:04.452	5	Christie HONDA
33	HEGARTY / NEAVE	52.564	15:32:57.018	6	Christie HONDA
33	HEGARTY / NEAVE	52.492	15:36:28.674	10	Christie HONDA
33	HEGARTY / NEAVE	52.364	15:37:21.038	11	Christie HONDA

Leader History

NO	NAME	FROM LAP	LAPS LED	DISTANCE	VEHICLE
33	HEGARTY / NEAVE	1	12	14.49 miles	Christie HONDA



BMCRC THUNDERBIKE EXTREME & ULTRA

Supported by TBR Performance



BMCRC-MRO Championships - Round 9
Brands Hatch Indy
1st / 2nd October 2022



Timing & Results Provided by Timing Solutions Ltd

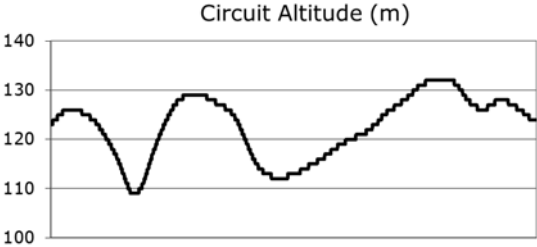
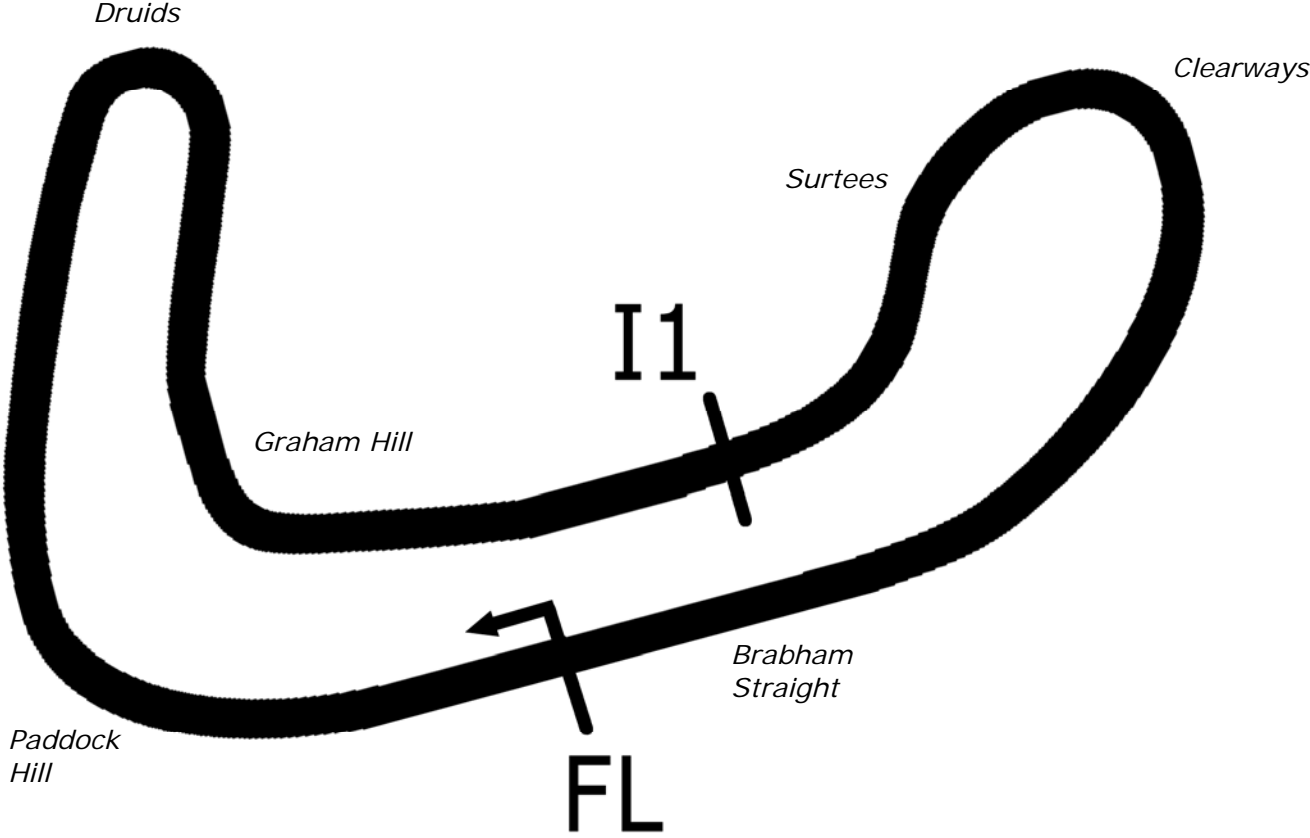
www.tsl-timing.com

Brands Hatch Indy



SPORTS TIMING

TIMING SOLUTIONS LTD



Length	1.2079 miles	1944.0 m	
FL		51.36032 N	0.26032 E
I1	1112m	51.35934 N	0.25955 E
Pit Entry	1669m	51.35911 N	0.25743 E
Pit Exit	26m after FL	51.36027 N	0.26078 E
Pit Entry–Pit Exit 277m, 16.6s @60kph, 12.4s @80kph			

BMCRC - MRO Championships 2022 - Rnd 9 @ Brands Hatch Indy

Thunderbike Extreme & Ultra

QUALIFYING - CLASSIFICATION



POS	NO	CL	PIC NAME	ENTRY	TIME	ON	LAPS	GAP	DIFF	MPH
1	47	U	1 Daryl DANCE	Yamaha YZF R1 - 2 brothers scaffolding	49.385	11	11			88.05
2	5	U	2 Stacey KILLWORTH	Suzuki GSXR 1000 - Greenplant/Everns	49.902	13	13	0.517	0.517	87.14
3	20	U	3 Connor SWYER	Suzuki GSXR 1000 K6 - WSC Performance & lleithyr fari	50.502	10	14	1.117	0.600	86.10
4	45	U	4 Chad HASHMI	Suzuki GSXR1000 -	50.884	12	12	1.499	0.382	85.46
5	78	U	5 Jamie THOMAS	Suzuki GSXR 1000 - Team RubyRacing	51.048	9	13	1.663	0.164	85.18
6	707	U	6 Alex SYMON	Suzuki RG500 - MCW	51.357	8	12	1.972	0.309	84.67
7	102	U	7 James FEARN	Suzuki GSXR1000 - Jwf tiling, palmer race skool, the f	51.465	7	13	2.080	0.108	84.49
8	17	U	8 Jordan KILLWORTH	Kawasaki ZX-10R - BK Racing / Rabbit	51.678	11	13	2.293	0.213	84.14
9	4	U	9 Hayden KILLWORTH	Kawasaki ZX10R - Stacey Killworth & Alex Killworth	51.839	6	12	2.454	0.161	83.88
10	8	U	10 Dave SAUNDERS	Suzuki GSXR1000 - Mum/Dad/JW MOT/Parks Utility	51.939	13	13	2.554	0.100	83.72
11	31	E	1 Max MACRAE	Yamaha R6 5eb -	52.173	13	13	2.788	0.234	83.34
12	151*	E	2 Andrew DENYER	Yamaha OWO1 - me	52.175	10	10	2.790	0.002	83.34
13	71	E	3 Oliver MACRAE	Yamaha R6 - EPS Pumps	52.206	8	13	2.821	0.031	83.29
14	51	E	4 Michael HOGARTH	Suzuki GSXR 750 K1 - WHR Racing	52.276	12	13	2.891	0.070	83.18
15	240	E	5 Andy SCANLON	Ducati 996 - hel, Continental, Dads wallet	52.400	9	14	3.015	0.124	82.98
16	1	E	6 David MAY	Suzuki GSXR 750 K1 - ELP Racing	52.692	9	12	3.307	0.292	82.52
17	80	U	11 Mark OVEL	Yamaha R1 - I NEED A SPONSOR	53.149	13	13	3.764	0.457	81.81
18	21	U	12 Danny BRENNAN	Susuki GSXR 1000 -	53.313	6	12	3.928	0.164	81.56
19	6	E	7 Andrew FIRTH	Yamaha YZF-R1 - LTRmotorcycles.co.uk / Palmer Rac	53.952	12	13	4.567	0.639	80.60
20	139	E	8 Rob MARLEY	Honda CBR600F3 - PearTree Racing	54.792	11	11	5.407	0.840	79.36
21	103	E	9 Craig GOFFORD	Yamaha R1 4XV - Guardian warm roofs, Meala Racing	55.849	11	13	6.464	1.057	77.86
22	46	E	10 Adrian DRAPER	Suzuki GSXR 750 - droopy racing uk	56.348	11	11	6.963	0.499	77.17
23	84	E	11 Ricardo BRANCO	Yamaha R1 - IMP Racing	57.266	6	9	7.881	0.918	75.93
24	19	U	13 Tyler DONOVAN	Kawasaki ZX10R -			0			

* No. 151 - Please fit a working transponder

Weather / Track : Sunny / Dry

These results are provisional until the conclusion of any judicial and technical matters.

Brands Hatch Indy: 1.2079 miles
Date: 01/10/2022 Start: 11:37 Finish: 11:50

Clerk Of Course :	Stewards :	Timekeeper : <i>Craig Smith</i>
-------------------	------------	------------------------------------

Results can be found at www.tsl-timing.com

Printed - 11:51 Saturday, 01 October 2022



BMCRC - MRO Championships 2022 - Rnd 9 @ Brands Hatch Indy

Thunderbike Extreme & Ultra

QUALIFYING - SECTOR ANALYSIS



SECTOR 1 = FL to I1, SECTOR 2 = I1 to FL, DIFF = Difference To Personal Best Lap, P = Crossed Finish Line in Pit Lane, D = Time Disallowed

P1 47 U		Daryl DANCE		Yamaha YZF R1 - 2 brothers scaffolding		
IDEAL LAP TIME : 49.301		BEST LAP TIME : 49.385		DIFFERENCE : 0.084		
LAP	SECTOR 1	SECTOR 2	LAP TIME	MPH	DIFF	TIME OF DAY
1 -	OUTLAP	21.150	56.294	77.24	6.909	11:40:25.747
2 -	31.887	20.462	52.349	83.06	2.964	11:41:18.096
3 -	30.592	20.241	50.833	85.54	1.448	11:42:08.929
4 -	30.375	19.717	50.092	86.81	0.707	11:42:59.021
5 -	29.918	20.160	50.078	86.83	0.693	11:43:49.099
6 -	30.046	20.018	50.064 (3)	86.86	0.679	11:44:39.163
7 -	30.794	19.559	50.353	86.36	0.968	11:45:29.516
8 -	30.619	20.305	50.924	85.39	1.539	11:46:20.440
9 -	29.955	19.855	49.810 (2)	87.30	0.425	11:47:10.250
10 -	30.109	20.010	50.119	86.76	0.734	11:48:00.369
11 -	30.002	19.383	49.385 (1)	88.05		11:48:49.754

P2 5 U		Stacey KILLWORTH		Suzuki GSXR 1000 - Greenplant/Everns		
IDEAL LAP TIME : 49.684		BEST LAP TIME : 49.902		DIFFERENCE : 0.218		
LAP	SECTOR 1	SECTOR 2	LAP TIME	MPH	DIFF	TIME OF DAY
1 -	OUTLAP	20.900	56.251	77.30	6.349	11:40:36.858
2 -	31.450	21.411	52.861	82.26	2.959	11:41:29.719
3 -	31.520	20.280	51.800	83.94	1.898	11:42:21.519
4 -	30.792	20.164	50.956	85.34	1.054	11:43:12.475
5 -	30.511	19.901	50.412	86.26	0.510	11:44:02.887
6 -	30.355	19.979	50.334 (2)	86.39	0.432	11:44:53.221
7 -	30.340	20.007	50.347 (3)	86.37	0.445	11:45:43.568
8 -	30.219	20.355	50.574	85.98	0.672	11:46:34.142
9 -	30.528	19.955	50.483	86.13	0.581	11:47:24.625
10 -	29.903	20.522	50.425	86.23	0.523	11:48:15.050
11 -	31.424	20.271	51.695	84.12	1.793	11:49:06.745
12 -	30.675	19.824	50.499	86.11	0.597	11:49:57.244
13 -	30.121	19.781	49.902 (1)	87.14		11:50:47.146

P3 20 U		Connor SWYER		Suzuki GSXR 1000 K6 - WSC Performace & lleithyr farm & dad		
IDEAL LAP TIME : 50.502		BEST LAP TIME : 50.502		DIFFERENCE : 0.000		
LAP	SECTOR 1	SECTOR 2	LAP TIME	MPH	DIFF	TIME OF DAY
1 -	33.138	22.443	55.581	78.23	5.079	11:39:29.425
2 -	32.962	22.062	55.024	79.03	4.522	11:40:24.449
3 -	32.135	21.633	53.768	80.87	3.266	11:41:18.217
4 -	31.101	20.442	51.543	84.36	1.041	11:42:09.760
5 -	30.867	20.464	51.331	84.71	0.829	11:43:01.091
6 -	30.888	20.441	51.329 (3)	84.72	0.827	11:43:52.420
7 -	30.764	20.797	51.561	84.33	1.059	11:44:43.981
8 -	30.560	20.167	50.727 (2)	85.72	0.225	11:45:34.708
9 -	30.943	20.772	51.715	84.08	1.213	11:46:26.423
10 -	30.497	20.005	50.502 (1)	86.10		11:47:16.925
11 -	30.734	21.777	52.511	82.81	2.009	11:48:09.436
12 -	40.859	21.332	1:02.191	69.92	11.689	11:49:11.627
13 -	30.996	21.027	52.023	83.59	1.521	11:50:03.650
14 -	30.699	20.905	51.604	84.26	1.102	11:50:55.254

BMCRC - MRO Championships 2022 - Rnd 9 @ Brands Hatch Indy

Thunderbike Extreme & Ultra

QUALIFYING - SECTOR ANALYSIS



SECTOR 1 = FL to I1, SECTOR 2 = I1 to FL, DIFF = Difference To Personal Best Lap, P = Crossed Finish Line in Pit Lane, D = Time Disallowed

P4 45 U		Chad HASHMI		Suzuki GSXR1000 -			
IDEAL LAP TIME : 50.884		BEST LAP TIME : 50.884		DIFFERENCE : 0.000			
LAP	SECTOR 1	SECTOR 2	LAP TIME	MPH	DIFF	TIME OF DAY	
1 -	34.904	23.889	58.793	73.96	7.909	11:39:52.965	
2 -	34.232	22.205	56.437	77.05	5.553	11:40:49.402	
3 -	34.376	21.615	55.991	77.66	5.107	11:41:45.393	
4 -	31.319	20.871	52.190	83.32	1.306	11:42:37.583	
5 -	32.491	IN PIT	1:38.676	P 44.06	47.792	11:44:16.259	
6 -	OUTLAP	21.475	57.702	75.36	6.818	11:45:13.961	
7 -	30.688	20.568	51.256	(2) 84.84	0.372	11:46:05.217	
8 -	30.610	20.810	51.420	(3) 84.57	0.536	11:46:56.637	
9 -	31.793	21.224	53.017	82.02	2.133	11:47:49.654	
10 -	31.005	21.344	52.349	83.06	1.465	11:48:42.003	
11 -	34.520	21.054	55.574	78.24	4.690	11:49:37.577	
12 -	30.570	20.314	50.884	(1) 85.46		11:50:28.461	

P5 78 U		Jamie THOMAS		Suzuki GSXR 1000 - Team RubyRacing			
IDEAL LAP TIME : 51.045		BEST LAP TIME : 51.048		DIFFERENCE : 0.003			
LAP	SECTOR 1	SECTOR 2	LAP TIME	MPH	DIFF	TIME OF DAY	
1 -	OUTLAP	21.715	58.919	73.80	7.871	11:40:12.449	
2 -	32.596	21.663	54.259	80.14	3.211	11:41:06.708	
3 -	31.996	21.455	53.451	81.35	2.403	11:42:00.159	
4 -	31.728	20.475	52.203	83.30	1.155	11:42:52.362	
5 -	31.377	20.449	51.826	83.90	0.778	11:43:44.188	
6 -	31.606	21.236	52.842	82.29	1.794	11:44:37.030	
7 -	31.586	20.476	52.062	83.52	1.014	11:45:29.092	
8 -	30.854	20.571	51.425	84.56	0.377	11:46:20.517	
9 -	30.757	20.291	51.048	(1) 85.18		11:47:11.565	
10 -	31.882	20.570	52.452	82.90	1.404	11:48:04.017	
11 -	30.948	20.320	51.268	(3) 84.82	0.220	11:48:55.285	
12 -	30.908	20.288	51.196	(2) 84.94	0.148	11:49:46.481	
13 -	31.125	20.413	51.538	84.37	0.490	11:50:38.019	

P6 707 U		Alex SYMON		Suzuki RG500 - MCW			
IDEAL LAP TIME : 51.248		BEST LAP TIME : 51.357		DIFFERENCE : 0.109			
LAP	SECTOR 1	SECTOR 2	LAP TIME	MPH	DIFF	TIME OF DAY	
1 -	OUTLAP	23.824	1:05.304	66.59	13.947	11:40:44.326	
2 -	35.538	21.763	57.301	75.89	5.944	11:41:41.627	
3 -	33.252	21.046	54.298	80.08	2.941	11:42:35.925	
4 -	32.035	20.924	52.959	82.11	1.602	11:43:28.884	
5 -	31.847	20.659	52.506	82.82	1.149	11:44:21.390	
6 -	31.792	21.243	53.035	81.99	1.678	11:45:14.425	
7 -	31.140	20.422	51.562	(3) 84.33	0.205	11:46:05.987	
8 -	31.110	20.247	51.357	(1) 84.67		11:46:57.344	
9 -	31.291	20.859	52.150	83.38	0.793	11:47:49.494	
10 -	31.001	20.548	51.549	(2) 84.35	0.192	11:48:41.043	
11 -	31.902	20.581	52.483	82.85	1.126	11:49:33.526	
12 -	31.353	20.629	51.982	83.65	0.625	11:50:25.508	

BMCRC - MRO Championships 2022 - Rnd 9 @ Brands Hatch Indy

Thunderbike Extreme & Ultra

QUALIFYING - SECTOR ANALYSIS



SECTOR 1 = FL to I1, SECTOR 2 = I1 to FL, DIFF = Difference To Personal Best Lap, P = Crossed Finish Line in Pit Lane, D = Time Disallowed

P7		102 U		James FEARN		Suzuki GSXR1000 - Jwf tiling, palmer race skool, the factory	
IDEAL LAP TIME : 51.256		BEST LAP TIME : 51.465		DIFFERENCE : 0.209			
LAP	SECTOR 1	SECTOR 2	LAP TIME	MPH	DIFF	TIME OF DAY	
1 -	OUTLAP	21.536	58.344	74.53	6.879	11:40:00.035	
2 -	32.976	21.285	54.261	80.14	2.796	11:40:54.296	
3 -	32.434	21.048	53.482	81.30	2.017	11:41:47.778	
4 -	33.088	20.907	53.995	80.53	2.530	11:42:41.773	
5 -	31.564	20.784	52.348	83.07	0.883	11:43:34.121	
6 -	31.270	20.653	51.923	83.75	0.458	11:44:26.044	
7 -	30.990	20.475	51.465 (1)	84.49		11:45:17.509	
8 -	32.461	20.438	52.899	82.20	1.434	11:46:10.408	
9 -	30.995	20.736	51.731 (3)	84.06	0.266	11:47:02.139	
10 -	30.818	20.682	51.500 (2)	84.43	0.035	11:47:53.639	
11 -	30.930	21.382	52.312	83.12	0.847	11:48:45.951	
12 -	31.141	20.634	51.775	83.99	0.310	11:49:37.726	
13 -	32.319	21.399	53.718	80.95	2.253	11:50:31.444	

P8		17 U		Jordan KILLWORTH		Kawasaki ZX-10R - BK Racing / Rabbit	
IDEAL LAP TIME : 51.410		BEST LAP TIME : 51.678		DIFFERENCE : 0.268			
LAP	SECTOR 1	SECTOR 2	LAP TIME	MPH	DIFF	TIME OF DAY	
1 -	OUTLAP	23.185	1:02.587	69.48	10.909	11:40:05.101	
2 -	36.373	22.712	59.085	73.59	7.407	11:41:04.186	
3 -	34.226	22.359	56.585	76.85	4.907	11:42:00.771	
4 -	33.464	21.332	54.796	79.35	3.118	11:42:55.567	
5 -	32.792	21.218	54.010	80.51	2.332	11:43:49.577	
6 -	32.910	21.410	54.320	80.05	2.642	11:44:43.897	
7 -	31.954	21.388	53.342	81.52	1.664	11:45:37.239	
8 -	31.824	20.623	52.447	82.91	0.769	11:46:29.686	
9 -	31.922	20.484	52.406 (3)	82.97	0.728	11:47:22.092	
10 -	31.809	21.064	52.873	82.24	1.195	11:48:14.965	
11 -	30.994	20.684	51.678 (1)	84.14		11:49:06.643	
12 -	31.535	21.261	52.796	82.36	1.118	11:49:59.439	
13 -	30.926	21.266	52.192 (2)	83.31	0.514	11:50:51.631	

P9		4 U		Hayden KILLWORTH		Kawasaki ZX10R - Stacey Killworth & Alex Killworth	
IDEAL LAP TIME : 51.839		BEST LAP TIME : 51.839		DIFFERENCE : 0.000			
LAP	SECTOR 1	SECTOR 2	LAP TIME	MPH	DIFF	TIME OF DAY	
1 -	OUTLAP	22.299	1:02.654	69.40	10.815	11:40:54.137	
2 -	33.687	21.557	55.244	78.71	3.405	11:41:49.381	
3 -	32.600	20.799	53.399	81.43	1.560	11:42:42.780	
4 -	32.018	20.605	52.623	82.63	0.784	11:43:35.403	
5 -	31.544	20.523	52.067 (2)	83.51	0.228	11:44:27.470	
6 -	31.378	20.461	51.839 (1)	83.88		11:45:19.309	
7 -	31.988	20.632	52.620	82.64	0.781	11:46:11.929	
8 -	31.574	20.656	52.230 (3)	83.25	0.391	11:47:04.159	
9 -	32.001	20.942	52.943	82.13	1.104	11:47:57.102	
10 -	31.577	20.705	52.282	83.17	0.443	11:48:49.384	
11 -	32.695	20.945	53.640	81.07	1.801	11:49:43.024	
12 -	33.174	21.628	54.802	79.35	2.963	11:50:37.826	

BMCRC - MRO Championships 2022 - Rnd 9 @ Brands Hatch Indy

Thunderbike Extreme & Ultra

QUALIFYING - SECTOR ANALYSIS



SECTOR 1 = FL to I1, SECTOR 2 = I1 to FL, DIFF = Difference To Personal Best Lap, P = Crossed Finish Line in Pit Lane, D = Time Disallowed

P10		8 U		Dave SAUNDERS		Suzuki GSXR1000 - Mum/Dad/JW MOT/Parks Utility	
IDEAL LAP TIME : 51.939		BEST LAP TIME : 51.939		DIFFERENCE : 0.000			
LAP	SECTOR 1	SECTOR 2	LAP TIME	MPH	DIFF	TIME OF DAY	
1 -	39.041	23.497	1:02.538	69.53	10.599	11:39:26.059	
2 -	35.585	22.838	58.423	74.43	6.484	11:40:24.482	
3 -	34.489	22.098	56.587	76.84	4.648	11:41:21.069	
4 -	33.834	21.772	55.606	78.20	3.667	11:42:16.675	
5 -	32.962	21.926	54.888	79.22	2.949	11:43:11.563	
6 -	32.850	20.949	53.799	80.83	1.860	11:44:05.362	
7 -	32.623	21.451	54.074	80.41	2.135	11:44:59.436	
8 -	32.468	20.952	53.420	81.40	1.481	11:45:52.856	
9 -	32.270	20.751	53.021	82.01	1.082	11:46:45.877	
10 -	32.077	20.683	52.760 (3)	82.42	0.821	11:47:38.637	
11 -	32.798	21.319	54.117	80.35	2.178	11:48:32.754	
12 -	32.233	20.464	52.697 (2)	82.52	0.758	11:49:25.451	
13 -	31.481	20.458	51.939 (1)	83.72		11:50:17.390	

P11		31 E		Max MACRAE		Yamaha R6 5eb -	
IDEAL LAP TIME : 52.130		BEST LAP TIME : 52.173		DIFFERENCE : 0.043			
LAP	SECTOR 1	SECTOR 2	LAP TIME	MPH	DIFF	TIME OF DAY	
1 -	OUTLAP	21.985	57.601	75.49	5.428	11:40:07.950	
2 -	34.161	21.811	55.972	77.69	3.799	11:41:03.922	
3 -	32.754	20.998	53.752	80.90	1.579	11:41:57.674	
4 -	32.268	20.856	53.124	81.85	0.951	11:42:50.798	
5 -	31.810	20.913	52.723	82.48	0.550	11:43:43.521	
6 -	32.166	21.263	53.429	81.39	1.256	11:44:36.950	
7 -	31.687	20.946	52.633	82.62	0.460	11:45:29.583	
8 -	32.427	20.952	53.379	81.46	1.206	11:46:22.962	
9 -	31.948	20.648	52.596 (3)	82.67	0.423	11:47:15.558	
10 -	32.014	21.462	53.476	81.31	1.303	11:48:09.034	
11 -	32.313	21.374	53.687	80.99	1.514	11:49:02.721	
12 -	31.567	20.707	52.274 (2)	83.18	0.101	11:49:54.995	
13 -	31.482	20.691	52.173 (1)	83.34		11:50:47.168	

P12		151 E		Andrew DENYER		Yamaha OW01 - me	
IDEAL LAP TIME :		BEST LAP TIME : 52.175		DIFFERENCE :			
LAP	SECTOR 1	SECTOR 2	LAP TIME	MPH	DIFF	TIME OF DAY	
1 -			55.783	77.95	3.608	11:41:25.498	
2 -			54.004	80.52	1.829	11:42:19.502	
3 -			53.281	81.61	1.106	11:43:12.783	
4 -			52.993	82.05	0.818	11:44:05.776	
5 -			52.995	82.05	0.820	11:44:58.771	
6 -			52.987	82.06	0.812	11:45:51.758	
7 -			52.857	82.27	0.682	11:46:44.615	
8 -			52.323 (2)	83.11	0.148	11:47:36.938	
9 -			52.790 (3)	82.37	0.615	11:48:29.728	
10 -			52.175 (1)	83.34		11:49:21.903	

BMCRC - MRO Championships 2022 - Rnd 9 @ Brands Hatch Indy

Thunderbike Extreme & Ultra

QUALIFYING - SECTOR ANALYSIS



SECTOR 1 = FL to I1, SECTOR 2 = I1 to FL, DIFF = Difference To Personal Best Lap, P = Crossed Finish Line in Pit Lane, D = Time Disallowed

P13 71 E		Oliver MACRAE		Yamaha R6 - EPS Pumps		
IDEAL LAP TIME : 52.198		BEST LAP TIME : 52.206		DIFFERENCE : 0.008		
LAP	SECTOR 1	SECTOR 2	LAP TIME	MPH	DIFF	TIME OF DAY
1 -	OUTLAP	22.011	59.228	73.42	7.022	11:40:02.514
2 -	33.040	21.086	54.126	80.34	1.920	11:40:56.640
3 -	32.632	21.017	53.649	81.05	1.443	11:41:50.289
4 -	32.985	22.022	55.007	79.05	2.801	11:42:45.296
5 -	31.626	20.755	52.381 (3)	83.01	0.175	11:43:37.677
6 -	32.579	20.946	53.525	81.24	1.319	11:44:31.202
7 -	31.624	20.816	52.440	82.92	0.234	11:45:23.642
8 -	31.499	20.707	52.206 (1)	83.29		11:46:15.848
9 -	31.644	20.818	52.462	82.89	0.256	11:47:08.310
10 -	31.728	20.735	52.463	82.88	0.257	11:48:00.773
11 -	31.491	20.784	52.275 (2)	83.18	0.069	11:48:53.048
12 -	31.843	21.095	52.938	82.14	0.732	11:49:45.986
13 -	32.915	21.329	54.244	80.16	2.038	11:50:40.230

P14 51 E		Michael HOGARTH		Suzuki GSXR 750 K1 - WHR Racing		
IDEAL LAP TIME : 52.159		BEST LAP TIME : 52.276		DIFFERENCE : 0.117		
LAP	SECTOR 1	SECTOR 2	LAP TIME	MPH	DIFF	TIME OF DAY
1 -	OUTLAP	22.464	58.832	73.91	6.556	11:39:59.809
2 -	33.216	22.361	55.577	78.24	3.301	11:40:55.386
3 -	32.664	21.941	54.605	79.63	2.329	11:41:49.991
4 -	32.611	22.534	55.145	78.85	2.869	11:42:45.136
5 -	32.520	21.044	53.564	81.18	1.288	11:43:38.700
6 -	32.124	21.148	53.272	81.63	0.996	11:44:31.972
7 -	31.912	21.105	53.017	82.02	0.741	11:45:24.989
8 -	31.682	20.913	52.595	82.68	0.319	11:46:17.584
9 -	31.884	21.550	53.434	81.38	1.158	11:47:11.018
10 -	31.961	21.065	53.026	82.00	0.750	11:48:04.044
11 -	31.474	20.974	52.448 (3)	82.91	0.172	11:48:56.492
12 -	31.246	21.030	52.276 (1)	83.18		11:49:48.768
13 -	31.344	21.089	52.433 (2)	82.93	0.157	11:50:41.201

P15 240 E		Andy SCANLON		Ducati 996 - hel, Continental, Dads wallet		
IDEAL LAP TIME : 52.400		BEST LAP TIME : 52.400		DIFFERENCE : 0.000		
LAP	SECTOR 1	SECTOR 2	LAP TIME	MPH	DIFF	TIME OF DAY
1 -	35.696	23.441	59.137	73.53	6.737	11:39:09.841
2 -	33.738	21.877	55.615	78.19	3.215	11:40:05.456
3 -	32.853	21.722	54.575	79.68	2.175	11:41:00.031
4 -	32.852	21.452	54.304	80.07	1.904	11:41:54.335
5 -	32.766	21.481	54.247	80.16	1.847	11:42:48.582
6 -	32.122	21.971	54.093	80.39	1.693	11:43:42.675
7 -	32.725	21.977	54.702	79.49	2.302	11:44:37.377
8 -	33.019	20.912	53.931	80.63	1.531	11:45:31.308
9 -	31.573	20.827	52.400 (1)	82.98		11:46:23.708
10 -	31.658	20.875	52.533 (2)	82.77	0.133	11:47:16.241
11 -	32.241	21.732	53.973	80.56	1.573	11:48:10.214
12 -	31.919	21.505	53.424 (3)	81.39	1.024	11:49:03.638
13 -	32.292	21.278	53.570	81.17	1.170	11:49:57.208
14 -	32.813	22.033	54.846	79.28	2.446	11:50:52.054

BMCRC - MRO Championships 2022 - Rnd 9 @ Brands Hatch Indy

Thunderbike Extreme & Ultra

QUALIFYING - SECTOR ANALYSIS



SECTOR 1 = FL to I1, SECTOR 2 = I1 to FL, DIFF = Difference To Personal Best Lap, P = Crossed Finish Line in Pit Lane, D = Time Disallowed

P16		1 E		David MAY		Suzuki GSXR 750 K1 - ELP Racing	
IDEAL LAP TIME : 52.544		BEST LAP TIME : 52.692		DIFFERENCE : 0.148			
LAP	SECTOR 1	SECTOR 2	LAP TIME	MPH	DIFF	TIME OF DAY	
1 -	OUTLAP	22.930	1:03.414	68.57	10.722	11:40:31.894	
2 -	33.336	21.201	54.537	79.73	1.845	11:41:26.431	
3 -	32.642	21.056	53.698	80.98	1.006	11:42:20.129	
4 -	32.343	20.796	53.139	81.83	0.447	11:43:13.268	
5 -	33.008	20.890	53.898	80.68	1.206	11:44:07.166	
6 -	31.971	20.983	52.954 (2)	82.12	0.262	11:45:00.120	
7 -	32.028	21.019	53.047	81.97	0.355	11:45:53.167	
8 -	32.137	20.994	53.131	81.84	0.439	11:46:46.298	
9 -	31.830	20.862	52.692 (1)	82.52		11:47:38.990	
10 -	31.748	21.417	53.165	81.79	0.473	11:48:32.155	
11 -	32.049	21.062	53.111	81.87	0.419	11:49:25.266	
12 -	32.083	20.884	52.967 (3)	82.10	0.275	11:50:18.233	

P17		80 U		Mark OVEL		Yamaha R1 - I NEED A SPONSOR	
IDEAL LAP TIME : 53.149		BEST LAP TIME : 53.149		DIFFERENCE : 0.000			
LAP	SECTOR 1	SECTOR 2	LAP TIME	MPH	DIFF	TIME OF DAY	
1 -	36.411	22.399	58.810	73.94	5.661	11:39:36.366	
2 -	34.908	22.501	57.409	75.74	4.260	11:40:33.775	
3 -	33.945	21.793	55.738	78.01	2.589	11:41:29.513	
4 -	33.055	21.371	54.426	79.89	1.277	11:42:23.939	
5 -	34.060	21.420	55.480	78.38	2.331	11:43:19.419	
6 -	33.529	21.408	54.937	79.15	1.788	11:44:14.356	
7 -	33.009	21.648	54.657	79.56	1.508	11:45:09.013	
8 -	32.256	21.247	53.503 (2)	81.27	0.354	11:46:02.516	
9 -	32.524	21.516	54.040	80.47	0.891	11:46:56.556	
10 -	33.627	21.701	55.328	78.59	2.179	11:47:51.884	
11 -	32.435	21.509	53.944	80.61	0.795	11:48:45.828	
12 -	32.665	21.220	53.885 (3)	80.70	0.736	11:49:39.713	
13 -	32.164	20.985	53.149 (1)	81.81		11:50:32.862	

P18		21 U		Danny BRENNAN		Susuki GSXR 1000 -	
IDEAL LAP TIME : 53.200		BEST LAP TIME : 53.313		DIFFERENCE : 0.113			
LAP	SECTOR 1	SECTOR 2	LAP TIME	MPH	DIFF	TIME OF DAY	
1 -	OUTLAP	23.358	1:04.423	67.50	11.110	11:40:52.546	
2 -	34.976	21.779	56.755	76.62	3.442	11:41:49.301	
3 -	33.734	22.504	56.238	77.32	2.925	11:42:45.539	
4 -	32.968	21.284	54.252	80.15	0.939	11:43:39.791	
5 -	32.504	21.408	53.912	80.66	0.599	11:44:33.703	
6 -	32.203	21.110	53.313 (1)	81.56		11:45:27.016	
7 -	32.090	21.605	53.695 (2)	80.98	0.382	11:46:20.711	
8 -	32.639	21.255	53.894	80.68	0.581	11:47:14.605	
9 -	32.607	21.293	53.900	80.67	0.587	11:48:08.505	
10 -	32.860	21.704	54.564	79.69	1.251	11:49:03.069	
11 -	32.428	21.319	53.747 (3)	80.90	0.434	11:49:56.816	
12 -	32.794	21.361	54.155	80.29	0.842	11:50:50.971	

BMCRC - MRO Championships 2022 - Rnd 9 @ Brands Hatch Indy

Thunderbike Extreme & Ultra

QUALIFYING - SECTOR ANALYSIS



SECTOR 1 = FL to I1, SECTOR 2 = I1 to FL, DIFF = Difference To Personal Best Lap, P = Crossed Finish Line in Pit Lane, D = Time Disallowed

P19		6 E		Andrew FIRTH		Yamaha YZF-R1 - LTRmotorcycles.co.uk / Palmer Race Skool /	
IDEAL LAP TIME : 53.952		BEST LAP TIME : 53.952		DIFFERENCE : 0.000			
LAP	SECTOR 1	SECTOR 2	LAP TIME	MPH	DIFF	TIME OF DAY	
1 -	36.524	24.365	1:00.889	71.41	6.937	11:39:48.982	
2 -	35.616	24.040	59.656	72.89	5.704	11:40:48.638	
3 -	35.811	22.992	58.803	73.95	4.851	11:41:47.441	
4 -	34.971	23.464	58.435	74.41	4.483	11:42:45.876	
5 -	34.272	21.831	56.103	77.51	2.151	11:43:41.979	
6 -	33.260	21.935	55.195	78.78	1.243	11:44:37.174	
7 -	33.161	21.846	55.007	79.05	1.055	11:45:32.181	
8 -	32.615	21.603	54.218 (2)	80.20	0.266	11:46:26.399	
9 -	32.895	21.700	54.595	79.65	0.643	11:47:20.994	
10 -	32.522	21.960	54.482 (3)	79.81	0.530	11:48:15.476	
11 -	33.385	21.837	55.222	78.74	1.270	11:49:10.698	
12 -	32.493	21.459	53.952 (1)	80.60		11:50:04.650	
13 -	34.147	21.935	56.082	77.54	2.130	11:51:00.732	

P20		139 E		Rob MARLEY		Honda CBR600F3 - PearTree Racing	
IDEAL LAP TIME : 54.771		BEST LAP TIME : 54.792		DIFFERENCE : 0.021			
LAP	SECTOR 1	SECTOR 2	LAP TIME	MPH	DIFF	TIME OF DAY	
1 -	OUTLAP	25.619	1:07.243	64.66	12.451	11:41:09.298	
2 -	36.284	23.191	59.475	73.11	4.683	11:42:08.773	
3 -	34.250	22.833	57.083	76.18	2.291	11:43:05.856	
4 -	34.114	22.708	56.822	76.53	2.030	11:44:02.678	
5 -	34.156	22.687	56.843	76.50	2.051	11:44:59.521	
6 -	34.296	22.299	56.595	76.83	1.803	11:45:56.116	
7 -	33.246	22.076	55.322	78.60	0.530	11:46:51.438	
8 -	33.162	22.309	55.471	78.39	0.679	11:47:46.909	
9 -	32.922	21.964	54.886 (2)	79.22	0.094	11:48:41.795	
10 -	33.128	22.072	55.200 (3)	78.77	0.408	11:49:36.995	
11 -	32.807	21.985	54.792 (1)	79.36		11:50:31.787	

P21		103 E		Craig GOFFORD		Yamaha R1 4XV - Guardian warm roofs, Meala Racing Develop	
IDEAL LAP TIME : 55.804		BEST LAP TIME : 55.849		DIFFERENCE : 0.045			
LAP	SECTOR 1	SECTOR 2	LAP TIME	MPH	DIFF	TIME OF DAY	
1 -	40.601	24.239	1:04.840	67.06	8.991	11:39:18.787	
2 -	38.076	24.221	1:02.297	69.80	6.448	11:40:21.084	
3 -	37.922	23.942	1:01.864	70.29	6.015	11:41:22.948	
4 -	36.222	23.351	59.573	72.99	3.724	11:42:22.521	
5 -	35.619	22.674	58.293	74.59	2.444	11:43:20.814	
6 -	35.114	22.379	57.493	75.63	1.644	11:44:18.307	
7 -	35.209	22.445	57.654	75.42	1.805	11:45:15.961	
8 -	35.734	22.498	58.232	74.67	2.383	11:46:14.193	
9 -	34.506	22.048	56.554	76.89	0.705	11:47:10.747	
10 -	34.354	22.026	56.380 (3)	77.13	0.531	11:48:07.127	
11 -	33.843	22.006	55.849 (1)	77.86		11:49:02.976	
12 -	34.589	21.973	56.562	76.88	0.713	11:49:59.538	
13 -	34.110	21.961	56.071 (2)	77.55	0.222	11:50:55.609	

BMCRC - MRO Championships 2022 - Rnd 9 @ Brands Hatch Indy

Thunderbike Extreme & Ultra

QUALIFYING - SECTOR ANALYSIS



SECTOR 1 = FL to I1, SECTOR 2 = I1 to FL, DIFF = Difference To Personal Best Lap, P = Crossed Finish Line in Pit Lane, D = Time Disallowed

P22 46 E		Adrian DRAPER		Suzuki GSXR 750 - droopy racing uk		
IDEAL LAP TIME : 56.348		BEST LAP TIME : 56.348		DIFFERENCE : 0.000		
LAP	SECTOR 1	SECTOR 2	LAP TIME	MPH	DIFF	TIME OF DAY
1 -	OUTLAP	24.455	1:07.843	64.09	11.495	11:41:18.705
2 -	36.723	23.524	1:00.247	72.17	3.899	11:42:18.952
3 -	36.383	23.244	59.627	72.93	3.279	11:43:18.579
4 -	35.913	22.977	58.890	73.84	2.542	11:44:17.469
5 -	35.082	23.193	58.275	74.62	1.927	11:45:15.744
6 -	35.516	23.388	58.904	73.82	2.556	11:46:14.648
7 -	35.236	22.883	58.119	74.82	1.771	11:47:12.767
8 -	34.550	23.206	57.756	75.29	1.408	11:48:10.523
9 -	34.284	22.443	56.727 (2)	76.65	0.379	11:49:07.250
10 -	34.376	22.721	57.097 (3)	76.16	0.749	11:50:04.347
11 -	34.035	22.313	56.348 (1)	77.17		11:51:00.695

P23 84 E		Ricardo BRANCO		Yamaha R1 - IMP Racing		
IDEAL LAP TIME : 57.195		BEST LAP TIME : 57.266		DIFFERENCE : 0.071		
LAP	SECTOR 1	SECTOR 2	LAP TIME	MPH	DIFF	TIME OF DAY
1 -	37.198	24.126	1:01.324	70.91	4.058	11:39:48.380
2 -	36.045	23.881	59.926	72.56	2.660	11:40:48.306
3 -	35.593	23.239	58.832	73.91	1.566	11:41:47.138
4 -	34.965	23.172	58.137	74.79	0.871	11:42:45.275
5 -	35.188	23.362	58.550	74.27	1.284	11:43:43.825
6 -	34.428	22.838	57.266 (1)	75.93		11:44:41.091
7 -	34.522	22.767	57.289 (2)	75.90	0.023	11:45:38.380
8 -	34.953	23.193	58.146	74.78	0.880	11:46:36.526
9 -	34.704	23.029	57.733 (3)	75.32	0.467	11:47:34.259

BMCRC - MRO Championships 2022 - Rnd 9 @ Brands Hatch Indy

Thunderbike Extreme & Ultra

QUALIFYING - BEST SECTORS

SECTOR 1			SECTOR 2			IDEAL / BEST COMPARISON						
POS	NO	NAME	TIME	NO	NAME	TIME	POS	NO	NAME	IDEAL	BEST	DIFF
									PERFECT LAP	49.286		
1	5	KILLWORTH	29.903	47	DANCE	19.383	1	47	DANCE	49.301	49.385	0.084
2	47	DANCE	29.918	5	KILLWORTH	19.781	2	5	KILLWORTH	49.684	49.902	0.218
3	20	SWYER	30.497	20	SWYER	20.005	3	20	SWYER	50.502	50.502	0.000
4	45	HASHMI	30.570	707	SYMON	20.247	4	45	HASHMI	50.884	50.884	0.000
5	78	THOMAS	30.757	78	THOMAS	20.288	5	78	THOMAS	51.045	51.048	0.003
6	102	FEARN	30.818	45	HASHMI	20.314	6	707	SYMON	51.248	51.357	0.109
7	17	KILLWORTH	30.926	102	FEARN	20.438	7	102	FEARN	51.256	51.465	0.209
8	707	SYMON	31.001	8	SAUNDERS	20.458	8	17	KILLWORTH	51.410	51.678	0.268
9	51	HOGARTH	31.246	4	KILLWORTH	20.461	9	4	KILLWORTH	51.839	51.839	0.000
10	4	KILLWORTH	31.378	17	KILLWORTH	20.484	10	8	SAUNDERS	51.939	51.939	0.000
11	8	SAUNDERS	31.481	31	MACRAE	20.648	11	31	MACRAE	52.130	52.173	0.043
12	31	MACRAE	31.482	71	MACRAE	20.707	12	51	HOGARTH	52.159	52.276	0.117
13	71	MACRAE	31.491	1	MAY	20.796	13	71	MACRAE	52.198	52.206	0.008
14	240	SCANLON	31.573	240	SCANLON	20.827	14	240	SCANLON	52.400	52.400	0.000
15	1	MAY	31.748	51	HOGARTH	20.913	15	1	MAY	52.544	52.692	0.148
16	21	BRENNAN	32.090	80	OVEL	20.985	16	80	OVEL	53.149	53.149	0.000
17	80	OVEL	32.164	21	BRENNAN	21.110	17	21	BRENNAN	53.200	53.313	0.113
18	6	FIRTH	32.493	6	FIRTH	21.459	18	6	FIRTH	53.952	53.952	0.000
19	139	MARLEY	32.807	103	GOFFORD	21.961	19	139	MARLEY	54.771	54.792	0.021
20	103	GOFFORD	33.843	139	MARLEY	21.964	20	103	GOFFORD	55.804	55.849	0.045
21	46	DRAPER	34.035	46	DRAPER	22.313	21	46	DRAPER	56.348	56.348	0.000
22	84	BRANCO	34.428	84	BRANCO	22.767	22	84	BRANCO	57.195	57.266	0.071
23							23	151	DENYER		52.175	
24												

BMCRC - MRO Championships 2022 - Rnd 9 @ Brands Hatch Indy

Thunderbike Extreme & Ultra

QUALIFYING - STATISTICS

Competitors Started	24
Planned Start	2022-10-01 @ 11:28:00.000
Actual Start	2022-10-01 @ 11:37:41.773
Finish Time	2022-10-01 @ 11:50:07.095
Track Length	1.2079mi.
Total Laps	283
Total Distance Covered	341.8486mi.

Session Fastest Lap History

NO	CL	NAME	LAP TIME	TIME OF DAY	LAP	VEHICLE
240	E	Andy SCANLON	59.137	11:39:09.867	1	Ducati 996
20	U	Connor SWYER	55.581	11:39:29.448	1	Suzuki GSXR 1000 K6
20	U	Connor SWYER	55.024	11:40:24.471	2	Suzuki GSXR 1000 K6
102	U	James FEARN	54.261	11:40:54.320	2	Suzuki GSXR1000
71	E	Oliver MACRAE	54.126	11:40:56.661	2	Yamaha R6
47	U	Daryl DANCE	52.349	11:41:18.128	2	Yamaha YZF R1
47	U	Daryl DANCE	50.833	11:42:08.960	3	Yamaha YZF R1
47	U	Daryl DANCE	50.092	11:42:59.051	4	Yamaha YZF R1
47	U	Daryl DANCE	50.078	11:43:49.130	5	Yamaha YZF R1
47	U	Daryl DANCE	50.064	11:44:39.193	6	Yamaha YZF R1
47	U	Daryl DANCE	49.810	11:47:10.282	9	Yamaha YZF R1
47	U	Daryl DANCE	49.385	11:48:49.784	11	Yamaha YZF R1

Flag History

TYPE	TIME OF DAY
GREEN	11:37:41.773
FINISH	11:50:07.095

Flag Statistics

TYPE	COUNT	TOTAL LAPS	TOTAL TIME
Green	1	14	13:23.897
Red	0	0	0.000
Safety Car	0	0	0.000
FCY	0	0	0.000

BMCRC - MRO Championships 2022 - Rnd 9 @ Brands Hatch Indy

Thunderbike Extreme & Ultra

QUALIFYING - STATISTICS

CLASS : E

11 Starters

Fastest Lap History

NO	NAME	LAP TIME	TIME OF DAY	LAP	VEHICLE
240	Andy SCANLON	59.137	11:39:09.867	1	Ducati 996
240	Andy SCANLON	55.615	11:40:05.482	2	Ducati 996
51	Michael HOGARTH	55.577	11:40:55.395	2	Suzuki GSXR 750 K1
71	Oliver MACRAE	54.126	11:40:56.661	2	Yamaha R6
71	Oliver MACRAE	53.649	11:41:50.309	3	Yamaha R6
31	Max MACRAE	53.124	11:42:50.821	4	Yamaha R6 5eb
71	Oliver MACRAE	52.381	11:43:37.697	5	Yamaha R6
71	Oliver MACRAE	52.206	11:46:15.869	8	Yamaha R6
151	Andrew DENYER	52.175	11:49:21.903	10	Yamaha OWO1
31	Max MACRAE	52.173	11:50:47.168	13	Yamaha R6 5eb

BMCRC - MRO Championships 2022 - Rnd 9 @ Brands Hatch Indy

Thunderbike Extreme & Ultra

QUALIFYING - STATISTICS

CLASS : U

13 Starters

Fastest Lap History

NO	NAME	LAP TIME	TIME OF DAY	LAP	VEHICLE
8	Dave SAUNDERS	1:02.538	11:39:26.093	1	Suzuki GSXR1000
20	Connor SWYER	55.581	11:39:29.448	1	Suzuki GSXR 1000 K6
20	Connor SWYER	55.024	11:40:24.471	2	Suzuki GSXR 1000 K6
102	James FEARN	54.261	11:40:54.320	2	Suzuki GSXR1000
78	Jamie THOMAS	54.259	11:41:06.720	2	Suzuki GSXR 1000
47	Daryl DANCE	52.349	11:41:18.128	2	Yamaha YZF R1
47	Daryl DANCE	50.833	11:42:08.960	3	Yamaha YZF R1
47	Daryl DANCE	50.092	11:42:59.051	4	Yamaha YZF R1
47	Daryl DANCE	50.078	11:43:49.130	5	Yamaha YZF R1
47	Daryl DANCE	50.064	11:44:39.193	6	Yamaha YZF R1
47	Daryl DANCE	49.810	11:47:10.282	9	Yamaha YZF R1
47	Daryl DANCE	49.385	11:48:49.784	11	Yamaha YZF R1

BMCRC - MRO Championships 2022 - Rnd 9 @ Brands Hatch Indy

Thunderbike Extreme & Ultra

RACE 10 - GRID (10 Laps)



ROW 8	24	19	Tyler DONOVAN	57.266	23	84	Ricardo BRANCO	56.348	22	46	Adrian DRAPER		
ROW 7		21	103	Craig GOFFORD	54.792	20	139	Rob MARLEY	53.952	19	6	Andrew FIRTH	
ROW 6		18	21	Danny BRENNAN	53.149	17	80	Mark OVEL	52.692	16	1	David MAY	
ROW 5			15	240	Andy SCANLON	52.276	14	51	Michael HOGARTH	52.206	13	71	Oliver MACRAE
ROW 4		12	151	Andrew DENYER	52.173	11	31	Max MACRAE	51.939	10	8	Dave SAUNDERS	
ROW 3			9	4	Hayden KILLWORTH	51.678	8	17	Jordan KILLWORTH	51.465	7	102	James FEARN
ROW 2		6	707	Alex SYMON	51.048	5	78	Jamie THOMAS	50.884	4	45	Chad HASHMI	
ROW 1			3	20	Connor SWYER	49.902	2	5	Stacey KILLWORTH	49.385	1	47	Daryl DANCE
Pole													

Brands Hatch Indy: 1.2079 miles

These results are provisional until the conclusion of any judicial and technical matters.

Clerk Of Course :	Stewards :	Timekeeper : <i>Craig Smith</i>
-------------------	------------	------------------------------------

Results can be found at www.tsl-timing.com

Printed - 11:53 Saturday, 01 October 2022



BMCRC - MRO Championships 2022 - Rnd 9 @ Brands Hatch Indy

Thunderbike Extreme & Ultra

RACE 10 - CLASSIFICATION



POS	NO	CL	PIC NAME	ENTRY	LAPS	TIME	GAP	DIFF	MPH	BEST	ON
1	47	U	1 Daryl DANCE	Yamaha YZF R1 - 2 brothers scaffolding	10	8:19.927			86.98	49.036	3
2	5	U	2 Stacey KILLWORTH	Suzuki GSXR 1000 - Greenplant/Everns	10	8:22.592	2.665	2.665	86.52	49.430	3
3	45	U	3 Chad HASHMI	Suzuki GSXR1000 -	10	8:27.959	8.032	5.367	85.60	49.714	3
4	20	U	4 Connor SWYER	Suzuki GSXR 1000 K6 - WSC Performace & lleithyr i	10	8:32.948	13.021	4.989	84.77	50.215	6
5	707	U	5 Alex SYMON	Suzuki RG500 - MCW	10	8:36.439	16.512	3.491	84.20	50.605	8
6	102	U	6 James FEARN	Suzuki GSXR1000 - Jwf tiling, palmer race skool, th	10	8:38.738	18.811	2.299	83.83	50.616	6
7	78	U	7 Jamie THOMAS	Suzuki GSXR 1000 - Team RubyRacing	10	8:38.881	18.954	0.143	83.80	50.634	8
8	17	U	8 Jordan KILLWORTH	Kawasaki ZX-10R - BK Racing / Rabbit	10	8:39.422	19.495	0.541	83.72	50.590	8
9	1	E	1 David MAY	Suzuki GSXR 750 K1 - ELP Racing	10	8:39.748	19.821	0.326	83.66	50.749	7
10	8	U	9 Dave SAUNDERS	Suzuki GSXR1000 - Mum/Dad/JW MOT/Parks Utility	10	8:42.257	22.330	2.509	83.26	50.391	8
11	31	E	2 Max MACRAE	Yamaha R6 5eb -	10	8:42.695	22.768	0.438	83.19	51.105	5
12	71	E	3 Oliver MACRAE	Yamaha R6 - EPS Pumps	10	8:45.304	25.377	2.609	82.78	51.622	8
13	4	U	10 Hayden KILLWORTH	Kawasaki ZX10R - Stacey Killworth & Alex Killworth	10	8:50.384	30.457	5.080	81.98	51.914	3
14	151	E	4 Andrew DENYER	Yamaha OWO1 - me	10	8:52.621	32.694	2.237	81.64	51.943	8
15	51	E	5 Michael HOGARTH	Suzuki GSXR 750 K1 - WHR Racing	10	8:53.574	33.647	0.953	81.49	52.234	8
16	6	E	6 Andrew FIRTH	Yamaha YZF-R1 - LTRmotorcycles.co.uk / Palmer F	10	9:05.010	45.083	11.436	79.78	53.338	10
17	80	U	11 Mark OVEL	Yamaha R1 - I NEED A SPONSOR	10	9:05.426	45.499	0.416	79.72	53.483	9
18	21	U	12 Danny BRENNAN	Susuki GSXR 1000 -	10	9:05.853	45.926	0.427	79.66	53.209	7
19	19	U	13 Tyler DONOVAN	Kawasaki ZX10R -	10	9:09.220	49.293	3.367	79.17	53.018	9
20	84	E	7 Ricardo BRANCO	Yamaha R1 - IMP Racing	9	8:22.123	1 Lap	1 Lap	77.94	54.055	2
21	139	E	8 Rob MARLEY	Honda CBR600F3 - PearTree Racing	9	8:22.500	1 Lap	0.377	77.88	54.386	7
22	103	E	9 Craig GOFFORD	Yamaha R1 4XV - Guardian warm roofs, Meala Rac	9	8:22.815	1 Lap	0.315	77.83	54.391	7
23	46	E	10 Adrian DRAPER	Suzuki GSXR 750 - droopy racing uk	9	8:24.702	1 Lap	1.887	77.54	54.598	8

NOT CLASSIFIED

DNF	240	E	Andy SCANLON	Ducati 996 - hel, Continental, Dads wallet	9	7:58.484	1 Lap		81.79	51.761	3
-----	-----	---	--------------	--	---	----------	-------	--	-------	--------	---

FASTEST LAP

	47	U	Daryl DANCE	Yamaha YZF R1 - 2 brothers scaffolding	3	49.036			88.68 mph	142.71 kph	
	1	E	David MAY	Suzuki GSXR 750 K1 - ELP Racing	7	50.749			85.68 mph	137.90 kph	

Class U - 92.5% of Race Speed = 80.45 mph

Class E - 92.5% of Race Speed = 77.38 mph

Weather / Track : Cloudy / Dry

These results are provisional until the conclusion of any judicial and technical matters.

Race Distance: 10 Laps / 12.07 miles

Brands Hatch Indy: 1.2079 miles

Date: 01/10/2022 Start: 14:58 Finish: 15:07

Clerk Of Course :

Stewards :

Timekeeper :

Craig Smith

Results can be found at www.tsl-timing.com

Printed - 15:10 Saturday, 01 October 2022



BMCRC - MRO Championships 2022 - Rnd 9 @ Brands Hatch Indy

Thunderbike Extreme & Ultra

RACE 10 - LAP CHART

LAP 1 @ 14:59:47.130

NO	BEHIND	LAP TIME
47		53.975
5	0.453	54.428
45	1.354	55.329
17	2.357	56.332
20	2.805	56.780
71	3.431	57.406
78	3.604	57.579
707	3.760	57.735
102	3.998	57.973
1	4.605	58.580
31	4.915	58.890
240	5.480	59.455
8	5.548	59.523
4	6.069	1:00.044
80	6.684	1:00.659
151	6.927	1:00.902
51	7.033	1:01.008
6	7.212	1:01.187
84	7.741	1:01.716
21	8.243	1:02.218
139	8.570	1:02.545
19	8.736	1:02.711
103	9.229	1:03.204
46	10.218	1:04.193

LAP 2 @ 15:00:36.453

NO	BEHIND	LAP TIME
47		49.323
5	0.852	49.722
45	2.108	50.077
20	5.052	51.570
17	5.303	52.269
78	5.823	51.542
707	6.321	51.884
71	6.347	52.239
102	6.366	51.691
1	6.875	51.593
31	7.134	51.542
8	8.738	52.513
240	9.053	52.896
4	9.199	52.453
151	10.165	52.561
51	11.091	53.381
80	11.778	54.417
6	12.208	54.319
84	12.473	54.055
21	12.716	53.796
19	14.223	54.810
139	15.266	56.019
103	15.507	55.601
46	16.605	55.710

LAP 3 @ 15:01:25.489

NO	BEHIND	LAP TIME
47		49.036
5	1.246	49.430
45	2.786	49.714
20	6.646	50.630
17	7.896	51.629
78	8.203	51.416
707	8.348	51.063
102	8.415	51.085

71	9.346	52.035
1	9.501	51.662
31	9.524	51.426
8	11.323	51.621
240	11.778	51.761
4	12.077	51.914
151	13.685	52.556
51	14.421	52.366
80	16.403	53.661
6	17.404	54.232
84	18.080	54.643
21	18.354	54.674
19	20.202	55.015
139	21.535	55.305
103	21.792	55.321
46	22.310	54.741

LAP 4 @ 15:02:14.766

NO	BEHIND	LAP TIME
47		49.277
5	1.574	49.605
45	3.620	50.111
20	7.708	50.339
707	10.162	51.091
78	10.597	51.671
17	10.783	52.164
102	11.053	51.915
71	11.959	51.890
1	12.094	51.870
31	12.117	51.870
8	13.240	51.194
4	14.840	52.040
240	15.018	52.517
151	17.030	52.622
51	17.419	52.275
80	21.387	54.261
6	21.648	53.521
21	23.302	54.225
84	24.020	55.217
19	25.822	54.897
139	27.746	55.488
103	27.936	55.421
46	28.717	55.684

LAP 5 @ 15:03:03.928

NO	BEHIND	LAP TIME
47		49.162
5	2.050	49.638
45	4.713	50.255
20	9.049	50.503
707	11.868	50.868
102	12.929	51.038
78	13.372	51.937
17	13.506	51.885
31	14.060	51.105
1	14.276	51.344
71	14.735	51.938
8	15.619	51.541
4	18.181	52.503
240	18.298	52.442
151	20.303	52.435
51	20.585	52.328
6	26.008	53.522
80	26.431	54.206
21	27.852	53.712

84	30.326	55.468
19	30.753	54.093
139	33.809	55.225
103	33.907	55.133
46	34.585	55.030

LAP 6 @ 15:03:53.301

NO	BEHIND	LAP TIME
47		49.373
5	2.452	49.775
45	5.463	50.123
20	9.891	50.215
707	13.349	50.854
102	14.172	50.616
78	15.166	51.167
17	15.443	51.310
1	15.970	51.067
31	16.005	51.318
71	17.145	51.783
8	17.379	51.133
4	21.335	52.527
240	21.571	52.646
151	23.352	52.422
51	23.635	52.423
6	30.531	53.896
80	30.774	53.716
21	31.879	53.400
19	35.244	53.864
84	36.054	55.101
139	39.037	54.601
103	39.202	54.668
46	40.404	55.192

LAP 7 @ 15:04:42.969

NO	BEHIND	LAP TIME
47		49.668
5	2.583	49.799
45	5.980	50.185
20	10.643	50.420
707	14.390	50.709
102	15.491	50.987
78	16.400	50.902
17	16.569	50.794
1	17.051	50.749
31	17.868	51.531
71	19.648	52.171
8	19.675	51.964
4	23.740	52.073
240	23.979	52.076
151	25.853	52.169
51	26.340	52.373
6	34.625	53.762
80	34.770	53.664
21	35.420	53.209
19	39.220	53.644
84	41.285	54.899
139	43.755	54.386
103	43.925	54.391
46	45.541	54.805

LAP 8 @ 15:05:32.543

NO	BEHIND	LAP TIME
47		49.574
5	2.846	49.837

45	6.972	50.566
20	11.715	50.646
707	15.421	50.605
102	16.601	50.684
78	17.460	50.634
17	17.585	50.590
1	18.464	50.987
31	19.859	51.565
8	20.492	50.391
71	21.696	51.622
4	26.128	51.962
240	26.554	52.149
151	28.222	51.943
51	29.000	52.234
6	38.799	53.748
80	39.030	53.834
21	39.466	53.620
19	42.681	53.035
84	47.187	55.476
139	48.584	54.403
103	48.764	54.413

LAP 9 @ 15:06:22.570

NO	BEHIND	LAP TIME
47		50.027
46	1 Lap	54.598
5	2.735	49.916
45	7.758	50.813
20	12.429	50.741
707	16.247	50.853
102	18.248	51.674
78	18.394	50.961
17	18.709	51.151
1	19.192	50.755
31	21.302	51.470
8	21.418	50.953
71	23.564	51.895
4	28.394	52.293
240	29.069	52.542
151	30.170	51.975
51	31.530	52.557
6	42.257	53.485
80	42.486	53.483
21	43.106	53.667
19	45.672	53.018

LAP 10 @ 15:07:13.082

NO	BEHIND	LAP TIME
47		50.512
84	1 Lap	55.548
139	1 Lap	54.528
5	2.665	50.442
103	1 Lap	54.663
46	1 Lap	54.749
45	8.032	50.786
20	13.021	51.104
707	16.512	50.777
102	18.811	51.075
78	18.954	51.072
17	19.495	51.298
1	19.821	51.141
8	22.330	51.424
31	22.768	51.978
71	25.377	52.325
4	30.457	52.575

BMCRC - MRO Championships 2022 - Rnd 9 @ Brands Hatch Indy

Thunderbike Extreme & Ultra

RACE 10 - SECTOR ANALYSIS



SECTOR 1 = FL to I1, SECTOR 2 = I1 to FL, DIFF = Difference To Personal Best Lap, P = Crossed Finish Line in Pit Lane, D = Time Disallowed

P1 47 U		Daryl DANCE		Yamaha YZF R1 - 2 brothers scaffolding			
IDEAL LAP TIME : 49.036		BEST LAP TIME : 49.036		DIFFERENCE : 0.000			
LAP	SECTOR 1	SECTOR 2	LAP TIME	MPH	DIFF	TIME OF DAY	
1 -		19.541	53.975	80.56	4.939	14:59:47.130	
2 -	29.724	19.599	49.323	88.16	0.287	15:00:36.453	
3 -	29.634	19.402	49.036 (1)	88.68		15:01:25.489	
4 -	29.785	19.492	49.277 (3)	88.24	0.241	15:02:14.766	
5 -	29.687	19.475	49.162 (2)	88.45	0.126	15:03:03.928	
6 -	29.816	19.557	49.373	88.07	0.337	15:03:53.301	
7 -	29.970	19.698	49.668	87.55	0.632	15:04:42.969	
8 -	29.871	19.703	49.574	87.71	0.538	15:05:32.543	
9 -	30.275	19.752	50.027	86.92	0.991	15:06:22.570	
10 -	30.541	19.971	50.512	86.09	1.476	15:07:13.082	

P2 5 U		Stacey KILLWORTH		Suzuki GSXR 1000 - Greenplant/Everns			
IDEAL LAP TIME : 49.372		BEST LAP TIME : 49.430		DIFFERENCE : 0.058			
LAP	SECTOR 1	SECTOR 2	LAP TIME	MPH	DIFF	TIME OF DAY	
1 -		19.703	54.428	79.89	4.998	14:59:47.583	
2 -	29.892	19.830	49.722	87.45	0.292	15:00:37.305	
3 -	29.696	19.734	49.430 (1)	87.97		15:01:26.735	
4 -	29.669	19.936	49.605 (2)	87.66	0.175	15:02:16.340	
5 -	29.761	19.877	49.638 (3)	87.60	0.208	15:03:05.978	
6 -	29.770	20.005	49.775	87.36	0.345	15:03:55.753	
7 -	29.969	19.830	49.799	87.32	0.369	15:04:45.552	
8 -	29.906	19.931	49.837	87.25	0.407	15:05:35.389	
9 -	29.998	19.918	49.916	87.11	0.486	15:06:25.305	
10 -	30.279	20.163	50.442	86.20	1.012	15:07:15.747	

P3 45 U		Chad HASHMI		Suzuki GSXR1000 -			
IDEAL LAP TIME : 49.714		BEST LAP TIME : 49.714		DIFFERENCE : 0.000			
LAP	SECTOR 1	SECTOR 2	LAP TIME	MPH	DIFF	TIME OF DAY	
1 -		20.116	55.329	78.59	5.615	14:59:48.484	
2 -	30.120	19.957	50.077 (2)	86.83	0.363	15:00:38.561	
3 -	29.878	19.836	49.714 (1)	87.47		15:01:28.275	
4 -	30.007	20.104	50.111 (3)	86.77	0.397	15:02:18.386	
5 -	30.094	20.161	50.255	86.53	0.541	15:03:08.641	
6 -	30.048	20.075	50.123	86.75	0.409	15:03:58.764	
7 -	30.187	19.998	50.185	86.65	0.471	15:04:48.949	
8 -	30.304	20.262	50.566	85.99	0.852	15:05:39.515	
9 -	30.613	20.200	50.813	85.58	1.099	15:06:30.328	
10 -	30.375	20.411	50.786	85.62	1.072	15:07:21.114	

P4 20 U		Connor SWYER		Suzuki GSXR 1000 K6 - WSC Performace & lleithyr farm & dad			
IDEAL LAP TIME : 50.215		BEST LAP TIME : 50.215		DIFFERENCE : 0.000			
LAP	SECTOR 1	SECTOR 2	LAP TIME	MPH	DIFF	TIME OF DAY	
1 -		20.214	56.780	76.58	6.565	14:59:49.935	
2 -	31.084	20.486	51.570	84.32	1.355	15:00:41.505	
3 -	30.441	20.189	50.630	85.88	0.415	15:01:32.135	
4 -	30.214	20.125	50.339 (2)	86.38	0.124	15:02:22.474	
5 -	30.282	20.221	50.503	86.10	0.288	15:03:12.977	
6 -	30.182	20.033	50.215 (1)	86.59		15:04:03.192	
7 -	30.266	20.154	50.420 (3)	86.24	0.205	15:04:53.612	
8 -	30.410	20.236	50.646	85.86	0.431	15:05:44.258	
9 -	30.349	20.392	50.741	85.70	0.526	15:06:34.999	
10 -	30.653	20.451	51.104	85.09	0.889	15:07:26.103	

BMCR - MRO Championships 2022 - Rnd 9 @ Brands Hatch Indy

Thunderbike Extreme & Ultra

RACE 10 - SECTOR ANALYSIS



SECTOR 1 = FL to I1, SECTOR 2 = I1 to FL, DIFF = Difference To Personal Best Lap, P = Crossed Finish Line in Pit Lane, D = Time Disallowed

P5 707 U Alex SYMON		Suzuki RG500 - MCW				
IDEAL LAP TIME : 50.443		BEST LAP TIME : 50.605		DIFFERENCE : 0.162		
LAP	SECTOR 1	SECTOR 2	LAP TIME	MPH	DIFF	TIME OF DAY
1 -		20.419	57.735	75.32	7.130	14:59:50.890
2 -	31.359	20.525	51.884	83.81	1.279	15:00:42.774
3 -	30.730	20.333	51.063	85.16	0.458	15:01:33.837
4 -	30.858	20.233	51.091	85.11	0.486	15:02:24.928
5 -	30.724	20.144	50.868	85.48	0.263	15:03:15.796
6 -	30.730	20.124	50.854	85.51	0.249	15:04:06.650
7 -	30.679	20.030	50.709 (2)	85.75	0.104	15:04:57.359
8 -	30.413	20.192	50.605 (1)	85.93		15:05:47.964
9 -	30.676	20.177	50.853	85.51	0.248	15:06:38.817
10 -	30.481	20.296	50.777 (3)	85.64	0.172	15:07:29.594

P6 102 U James FEARN		Suzuki GSXR1000 - Jwf tiling, palmer race skool, the factory				
IDEAL LAP TIME : 50.509		BEST LAP TIME : 50.616		DIFFERENCE : 0.107		
LAP	SECTOR 1	SECTOR 2	LAP TIME	MPH	DIFF	TIME OF DAY
1 -		20.408	57.973	75.01	7.357	14:59:51.128
2 -	31.307	20.384	51.691	84.12	1.075	15:00:42.819
3 -	30.745	20.340	51.085	85.12	0.469	15:01:33.904
4 -	31.427	20.488	51.915	83.76	1.299	15:02:25.819
5 -	30.934	20.104	51.038	85.20	0.422	15:03:16.857
6 -	30.405	20.211	50.616 (1)	85.91		15:04:07.473
7 -	30.660	20.327	50.987 (3)	85.28	0.371	15:04:58.460
8 -	30.467	20.217	50.684 (2)	85.79	0.068	15:05:49.144
9 -	31.100	20.574	51.674	84.15	1.058	15:06:40.818
10 -	30.672	20.403	51.075	85.14	0.459	15:07:31.893

P7 78 U Jamie THOMAS		Suzuki GSXR 1000 - Team RubyRacing				
IDEAL LAP TIME : 50.634		BEST LAP TIME : 50.634		DIFFERENCE : 0.000		
LAP	SECTOR 1	SECTOR 2	LAP TIME	MPH	DIFF	TIME OF DAY
1 -		20.505	57.579	75.52	6.945	14:59:50.734
2 -	31.017	20.525	51.542	84.37	0.908	15:00:42.276
3 -	30.892	20.524	51.416	84.57	0.782	15:01:33.692
4 -	31.398	20.273	51.671	84.15	1.037	15:02:25.363
5 -	31.398	20.539	51.937	83.72	1.303	15:03:17.300
6 -	30.912	20.255	51.167	84.98	0.533	15:04:08.467
7 -	30.655	20.247	50.902 (2)	85.43	0.268	15:04:59.369
8 -	30.498	20.136	50.634 (1)	85.88		15:05:50.003
9 -	30.628	20.333	50.961 (3)	85.33	0.327	15:06:40.964
10 -	30.847	20.225	51.072	85.14	0.438	15:07:32.036

P8 17 U Jordan KILLWORTH		Kawasaki ZX-10R - BK Racing / Rabbit				
IDEAL LAP TIME : 50.590		BEST LAP TIME : 50.590		DIFFERENCE : 0.000		
LAP	SECTOR 1	SECTOR 2	LAP TIME	MPH	DIFF	TIME OF DAY
1 -		20.229	56.332	77.19	5.742	14:59:49.487
2 -	31.532	20.737	52.269	83.19	1.679	15:00:41.756
3 -	31.218	20.411	51.629	84.22	1.039	15:01:33.385
4 -	31.910	20.254	52.164	83.36	1.574	15:02:25.549
5 -	31.459	20.426	51.885	83.81	1.295	15:03:17.434
6 -	31.036	20.274	51.310	84.75	0.720	15:04:08.744
7 -	30.586	20.208	50.794 (2)	85.61	0.204	15:04:59.538
8 -	30.585	20.005	50.590 (1)	85.95		15:05:50.128
9 -	30.734	20.417	51.151 (3)	85.01	0.561	15:06:41.279
10 -	31.048	20.250	51.298	84.77	0.708	15:07:32.577

BMCRC - MRO Championships 2022 - Rnd 9 @ Brands Hatch Indy

Thunderbike Extreme & Ultra

RACE 10 - SECTOR ANALYSIS



SECTOR 1 = FL to I1, SECTOR 2 = I1 to FL, DIFF = Difference To Personal Best Lap, P = Crossed Finish Line in Pit Lane, D = Time Disallowed

P9		1 E		David MAY		Suzuki GSXR 750 K1 - ELP Racing	
IDEAL LAP TIME : 50.655		BEST LAP TIME : 50.749		DIFFERENCE : 0.094			
LAP	SECTOR 1	SECTOR 2	LAP TIME	MPH	DIFF	TIME OF DAY	
1 -		20.620	58.580	74.23	7.831	14:59:51.735	
2 -	31.124	20.469	51.593	84.28	0.844	15:00:43.328	
3 -	31.140	20.522	51.662	84.17	0.913	15:01:34.990	
4 -	31.305	20.565	51.870	83.83	1.121	15:02:26.860	
5 -	30.975	20.369	51.344	84.69	0.595	15:03:18.204	
6 -	30.696	20.371	51.067	85.15	0.318	15:04:09.271	
7 -	30.424	20.325	50.749 (1)	85.68		15:05:00.020	
8 -	30.682	20.305	50.987 (3)	85.28	0.238	15:05:51.007	
9 -	30.524	20.231	50.755 (2)	85.67	0.006	15:06:41.762	
10 -	30.742	20.399	51.141	85.03	0.392	15:07:32.903	

P10		8 U		Dave SAUNDERS		Suzuki GSXR1000 - Mum/Dad/JW MOT/Parks Utility	
IDEAL LAP TIME : 50.391		BEST LAP TIME : 50.391		DIFFERENCE : 0.000			
LAP	SECTOR 1	SECTOR 2	LAP TIME	MPH	DIFF	TIME OF DAY	
1 -		21.185	59.523	73.05	9.132	14:59:52.678	
2 -	31.436	21.077	52.513	82.81	2.122	15:00:45.191	
3 -	31.100	20.521	51.621	84.24	1.230	15:01:36.812	
4 -	30.714	20.480	51.194	84.94	0.803	15:02:28.006	
5 -	31.171	20.370	51.541	84.37	1.150	15:03:19.547	
6 -	30.764	20.369	51.133 (3)	85.04	0.742	15:04:10.680	
7 -	31.405	20.559	51.964	83.68	1.573	15:05:02.644	
8 -	30.385	20.006	50.391 (1)	86.29		15:05:53.035	
9 -	30.743	20.210	50.953 (2)	85.34	0.562	15:06:43.988	
10 -	30.981	20.443	51.424	84.56	1.033	15:07:35.412	

P11		31 E		Max MACRAE		Yamaha R6 5eb -	
IDEAL LAP TIME : 51.087		BEST LAP TIME : 51.105		DIFFERENCE : 0.018			
LAP	SECTOR 1	SECTOR 2	LAP TIME	MPH	DIFF	TIME OF DAY	
1 -		20.614	58.890	73.84	7.785	14:59:52.045	
2 -	31.217	20.325	51.542	84.37	0.437	15:00:43.587	
3 -	30.772	20.654	51.426 (3)	84.56	0.321	15:01:35.013	
4 -	31.153	20.717	51.870	83.83	0.765	15:02:26.883	
5 -	30.790	20.315	51.105 (1)	85.09		15:03:17.988	
6 -	30.860	20.458	51.318 (2)	84.73	0.213	15:04:09.306	
7 -	31.025	20.506	51.531	84.38	0.426	15:05:00.837	
8 -	30.965	20.600	51.565	84.33	0.460	15:05:52.402	
9 -	31.018	20.452	51.470	84.48	0.365	15:06:43.872	
10 -	30.991	20.987	51.978	83.66	0.873	15:07:35.850	

P12		71 E		Oliver MACRAE		Yamaha R6 - EPS Pumps	
IDEAL LAP TIME : 51.427		BEST LAP TIME : 51.622		DIFFERENCE : 0.195			
LAP	SECTOR 1	SECTOR 2	LAP TIME	MPH	DIFF	TIME OF DAY	
1 -		20.790	57.406	75.75	5.784	14:59:50.561	
2 -	31.157	21.082	52.239	83.24	0.617	15:00:42.800	
3 -	31.406	20.629	52.035	83.57	0.413	15:01:34.835	
4 -	31.176	20.714	51.890 (3)	83.80	0.268	15:02:26.725	
5 -	31.528	20.410	51.938	83.72	0.316	15:03:18.663	
6 -	31.057	20.726	51.783 (2)	83.97	0.161	15:04:10.446	
7 -	31.320	20.851	52.171	83.35	0.549	15:05:02.617	
8 -	31.017	20.605	51.622 (1)	84.23		15:05:54.239	
9 -	31.190	20.705	51.895	83.79	0.273	15:06:46.134	
10 -	31.383	20.942	52.325	83.10	0.703	15:07:38.459	

BMCRC - MRO Championships 2022 - Rnd 9 @ Brands Hatch Indy

Thunderbike Extreme & Ultra

RACE 10 - SECTOR ANALYSIS



SECTOR 1 = FL to I1, SECTOR 2 = I1 to FL, DIFF = Difference To Personal Best Lap, P = Crossed Finish Line in Pit Lane, D = Time Disallowed

P13		4 U		Hayden KILLWORTH		Kawasaki ZX10R - Stacey Killworth & Alex Killworth	
IDEAL LAP TIME : 51.822		BEST LAP TIME : 51.914		DIFFERENCE : 0.092			
LAP	SECTOR 1	SECTOR 2	LAP TIME	MPH	DIFF	TIME OF DAY	
1 -		21.198	1:00.044	72.42	8.130	14:59:53.199	
2 -	31.548	20.905	52.453	82.90	0.539	15:00:45.652	
3 -	31.337	20.577	51.914 (1)	83.76		15:01:37.566	
4 -	31.245	20.795	52.040 (3)	83.56	0.126	15:02:29.606	
5 -	31.617	20.886	52.503	82.82	0.589	15:03:22.109	
6 -	31.558	20.969	52.527	82.78	0.613	15:04:14.636	
7 -	31.300	20.773	52.073	83.50	0.159	15:05:06.709	
8 -	31.373	20.589	51.962 (2)	83.68	0.048	15:05:58.671	
9 -	31.584	20.709	52.293	83.15	0.379	15:06:50.964	
10 -	31.765	20.810	52.575	82.71	0.661	15:07:43.539	

P14		151 E		Andrew DENYER		Yamaha OWO1 - me	
IDEAL LAP TIME : 51.865		BEST LAP TIME : 51.943		DIFFERENCE : 0.078			
LAP	SECTOR 1	SECTOR 2	LAP TIME	MPH	DIFF	TIME OF DAY	
1 -		21.944	1:00.902	71.40	8.959	14:59:54.057	
2 -	31.554	21.007	52.561	82.73	0.618	15:00:46.618	
3 -	31.423	21.133	52.556	82.74	0.613	15:01:39.174	
4 -	31.753	20.869	52.622	82.63	0.679	15:02:31.796	
5 -	31.475	20.960	52.435	82.93	0.492	15:03:24.231	
6 -	31.558	20.864	52.422	82.95	0.479	15:04:16.653	
7 -	31.358	20.811	52.169 (3)	83.35	0.226	15:05:08.822	
8 -	31.108	20.835	51.943 (1)	83.71		15:06:00.765	
9 -	31.218	20.757	51.975 (2)	83.66	0.032	15:06:52.740	
10 -	32.050	20.986	53.036	81.99	1.093	15:07:45.776	

P15		51 E		Michael HOGARTH		Suzuki GSXR 750 K1 - WHR Racing	
IDEAL LAP TIME : 52.026		BEST LAP TIME : 52.234		DIFFERENCE : 0.208			
LAP	SECTOR 1	SECTOR 2	LAP TIME	MPH	DIFF	TIME OF DAY	
1 -		21.758	1:01.008	71.27	8.774	14:59:54.163	
2 -	32.284	21.097	53.381	81.46	1.147	15:00:47.544	
3 -	31.495	20.871	52.366	83.04	0.132	15:01:39.910	
4 -	31.385	20.890	52.275 (2)	83.18	0.041	15:02:32.185	
5 -	31.452	20.876	52.328 (3)	83.10	0.094	15:03:24.513	
6 -	31.564	20.859	52.423	82.95	0.189	15:04:16.936	
7 -	31.334	21.039	52.373	83.03	0.139	15:05:09.309	
8 -	31.167	21.067	52.234 (1)	83.25		15:06:01.543	
9 -	31.602	20.955	52.557	82.74	0.323	15:06:54.100	
10 -	31.715	20.914	52.629	82.62	0.395	15:07:46.729	

P16		6 E		Andrew FIRTH		Yamaha YZF-R1 - LTRmotorcycles.co.uk / Palmer Race Skool /	
IDEAL LAP TIME : 53.228		BEST LAP TIME : 53.338		DIFFERENCE : 0.110			
LAP	SECTOR 1	SECTOR 2	LAP TIME	MPH	DIFF	TIME OF DAY	
1 -		21.656	1:01.187	71.07	7.849	14:59:54.342	
2 -	32.758	21.561	54.319	80.05	0.981	15:00:48.661	
3 -	32.567	21.665	54.232	80.18	0.894	15:01:42.893	
4 -	32.101	21.420	53.521 (3)	81.25	0.183	15:02:36.414	
5 -	32.036	21.486	53.522	81.24	0.184	15:03:29.936	
6 -	32.495	21.401	53.896	80.68	0.558	15:04:23.832	
7 -	32.213	21.549	53.762	80.88	0.424	15:05:17.594	
8 -	32.439	21.309	53.748	80.90	0.410	15:06:11.342	
9 -	32.293	21.192	53.485 (2)	81.30	0.147	15:07:04.827	
10 -	32.040	21.298	53.338 (1)	81.52		15:07:58.165	

BMCRC - MRO Championships 2022 - Rnd 9 @ Brands Hatch Indy

Thunderbike Extreme & Ultra

RACE 10 - SECTOR ANALYSIS



SECTOR 1 = FL to I1, SECTOR 2 = I1 to FL, DIFF = Difference To Personal Best Lap, P = Crossed Finish Line in Pit Lane, D = Time Disallowed

P17 80 U		Mark OVEL		Yamaha R1 - I NEED A SPONSOR			
IDEAL LAP TIME : 53.188		BEST LAP TIME : 53.483		DIFFERENCE : 0.295			
LAP	SECTOR 1	SECTOR 2	LAP TIME	MPH	DIFF	TIME OF DAY	
1 -		21.822	1:00.659	71.68	7.176	14:59:53.814	
2 -	32.857	21.560	54.417	79.91	0.934	15:00:48.231	
3 -	32.280	21.381	53.661 (3)	81.03	0.178	15:01:41.892	
4 -	32.570	21.691	54.261	80.14	0.778	15:02:36.153	
5 -	32.836	21.370	54.206	80.22	0.723	15:03:30.359	
6 -	32.339	21.377	53.716	80.95	0.233	15:04:24.075	
7 -	32.164	21.500	53.664	81.03	0.181	15:05:17.739	
8 -	32.712	21.122	53.834	80.77	0.351	15:06:11.573	
9 -	32.271	21.212	53.483 (1)	81.30		15:07:05.056	
10 -	32.501	21.024	53.525 (2)	81.24	0.042	15:07:58.581	

P18 21 U		Danny BRENNAN		Suzuki GSXR 1000 -			
IDEAL LAP TIME : 53.162		BEST LAP TIME : 53.209		DIFFERENCE : 0.047			
LAP	SECTOR 1	SECTOR 2	LAP TIME	MPH	DIFF	TIME OF DAY	
1 -		21.640	1:02.218	69.89	9.009	14:59:55.373	
2 -	32.505	21.291	53.796	80.83	0.587	15:00:49.169	
3 -	32.837	21.837	54.674	79.53	1.465	15:01:43.843	
4 -	32.701	21.524	54.225	80.19	1.016	15:02:38.068	
5 -	32.604	21.108	53.712	80.96	0.503	15:03:31.780	
6 -	32.129	21.271	53.400 (3)	81.43	0.191	15:04:25.180	
7 -	32.113	21.096	53.209 (1)	81.72		15:05:18.389	
8 -	32.468	21.152	53.620	81.10	0.411	15:06:12.009	
9 -	32.573	21.094	53.667	81.02	0.458	15:07:05.676	
10 -	32.283	21.049	53.332 (2)	81.53	0.123	15:07:59.008	

P19 19 U		Tyler DONOVAN		Kawasaki ZX10R -			
IDEAL LAP TIME : 52.935		BEST LAP TIME : 53.018		DIFFERENCE : 0.083			
LAP	SECTOR 1	SECTOR 2	LAP TIME	MPH	DIFF	TIME OF DAY	
1 -		22.080	1:02.711	69.34	9.693	14:59:55.866	
2 -	33.266	21.544	54.810	79.33	1.792	15:00:50.676	
3 -	33.115	21.900	55.015	79.04	1.997	15:01:45.691	
4 -	32.689	22.208	54.897	79.21	1.879	15:02:40.588	
5 -	32.518	21.575	54.093	80.39	1.075	15:03:34.681	
6 -	32.631	21.233	53.864	80.73	0.846	15:04:28.545	
7 -	32.421	21.223	53.644 (3)	81.06	0.626	15:05:22.189	
8 -	31.999	21.036	53.035 (2)	81.99	0.017	15:06:15.224	
9 -	31.899	21.119	53.018 (1)	82.02		15:07:08.242	
10 -	32.281	21.852	54.133	80.33	1.115	15:08:02.375	

P20 84 E		Ricardo BRANCO		Yamaha R1 - IMP Racing			
IDEAL LAP TIME : 54.055		BEST LAP TIME : 54.055		DIFFERENCE : 0.000			
LAP	SECTOR 1	SECTOR 2	LAP TIME	MPH	DIFF	TIME OF DAY	
1 -		21.795	1:01.716	70.46	7.661	14:59:54.871	
2 -	32.618	21.437	54.055 (1)	80.44		15:00:48.926	
3 -	32.913	21.730	54.643 (2)	79.58	0.588	15:01:43.569	
4 -	33.198	22.019	55.217	78.75	1.162	15:02:38.786	
5 -	33.226	22.242	55.468	78.39	1.413	15:03:34.254	
6 -	33.125	21.976	55.101	78.92	1.046	15:04:29.355	
7 -	32.996	21.903	54.899 (3)	79.21	0.844	15:05:24.254	
8 -	33.238	22.238	55.476	78.38	1.421	15:06:19.730	
9 -	33.367	22.181	55.548	78.28	1.493	15:07:15.278	

BMCRC - MRO Championships 2022 - Rnd 9 @ Brands Hatch Indy

Thunderbike Extreme & Ultra

RACE 10 - SECTOR ANALYSIS



SECTOR 1 = FL to I1, SECTOR 2 = I1 to FL, DIFF = Difference To Personal Best Lap, P = Crossed Finish Line in Pit Lane, D = Time Disallowed

P21 139 E		Rob MARLEY		Honda CBR600F3 - PearTree Racing			
IDEAL LAP TIME : 54.384		BEST LAP TIME : 54.386		DIFFERENCE : 0.002			
LAP	SECTOR 1	SECTOR 2	LAP TIME	MPH	DIFF	TIME OF DAY	
1 -		22.327	1:02.545	69.52	8.159	14:59:55.700	
2 -	33.850	22.169	56.019	77.62	1.633	15:00:51.719	
3 -	33.009	22.296	55.305	78.62	0.919	15:01:47.024	
4 -	33.172	22.316	55.488	78.37	1.102	15:02:42.512	
5 -	33.115	22.110	55.225	78.74	0.839	15:03:37.737	
6 -	32.604	21.997	54.601	79.64	0.215	15:04:32.338	
7 -	32.532	21.854	54.386 (1)	79.95		15:05:26.724	
8 -	32.551	21.852	54.403 (2)	79.93	0.017	15:06:21.127	
9 -	32.663	21.865	54.528 (3)	79.74	0.142	15:07:15.655	

P22 103 E		Craig GOFFORD		Yamaha R1 4XV - Guardian warm roofs, Meala Racing Develop			
IDEAL LAP TIME : 54.170		BEST LAP TIME : 54.391		DIFFERENCE : 0.221			
LAP	SECTOR 1	SECTOR 2	LAP TIME	MPH	DIFF	TIME OF DAY	
1 -		22.047	1:03.204	68.80	8.813	14:59:56.359	
2 -	34.023	21.578	55.601	78.21	1.210	15:00:51.960	
3 -	33.223	22.098	55.321	78.60	0.930	15:01:47.281	
4 -	33.286	22.135	55.421	78.46	1.030	15:02:42.702	
5 -	33.212	21.921	55.133	78.87	0.742	15:03:37.835	
6 -	32.974	21.694	54.668	79.54	0.277	15:04:32.503	
7 -	33.172	21.219	54.391 (1)	79.95		15:05:26.894	
8 -	32.951	21.462	54.413 (2)	79.91	0.022	15:06:21.307	
9 -	33.158	21.505	54.663 (3)	79.55	0.272	15:07:15.970	

P23 46 E		Adrian DRAPER		Suzuki GSXR 750 - droopy racing uk			
IDEAL LAP TIME : 54.306		BEST LAP TIME : 54.598		DIFFERENCE : 0.292			
LAP	SECTOR 1	SECTOR 2	LAP TIME	MPH	DIFF	TIME OF DAY	
1 -		22.177	1:04.193	67.74	9.595	14:59:57.348	
2 -	33.580	22.130	55.710	78.05	1.112	15:00:53.058	
3 -	32.934	21.807	54.741 (2)	79.43	0.143	15:01:47.799	
4 -	33.224	22.460	55.684	78.09	1.086	15:02:43.483	
5 -	33.005	22.025	55.030	79.02	0.432	15:03:38.513	
6 -	32.876	22.316	55.192	78.79	0.594	15:04:33.705	
7 -	32.856	21.949	54.805	79.34	0.207	15:05:28.510	
8 -	32.516	22.082	54.598 (1)	79.64		15:06:23.108	
9 -	32.959	21.790	54.749 (3)	79.42	0.151	15:07:17.857	

P24 240 E		Andy SCANLON		Ducati 996 - hel, Continental, Dads wallet			
IDEAL LAP TIME : 51.761		BEST LAP TIME : 51.761		DIFFERENCE : 0.000			
LAP	SECTOR 1	SECTOR 2	LAP TIME	MPH	DIFF	TIME OF DAY	
1 -		21.013	59.455	73.14	7.694	14:59:52.610	
2 -	31.856	21.040	52.896	82.21	1.135	15:00:45.506	
3 -	31.153	20.608	51.761 (1)	84.01		15:01:37.267	
4 -	31.900	20.617	52.517	82.80	0.756	15:02:29.784	
5 -	31.695	20.747	52.442	82.92	0.681	15:03:22.226	
6 -	31.683	20.963	52.646	82.60	0.885	15:04:14.872	
7 -	31.329	20.747	52.076 (2)	83.50	0.315	15:05:06.948	
8 -	31.342	20.807	52.149 (3)	83.38	0.388	15:05:59.097	
9 -	31.432	21.110	52.542	82.76	0.781	15:06:51.639	

BMCRC - MRO Championships 2022 - Rnd 9 @ Brands Hatch Indy

Thunderbike Extreme & Ultra

RACE 10 - BEST SECTORS

SECTOR 1			SECTOR 2			IDEAL / BEST COMPARISON						
POS	NO	NAME	TIME	NO	NAME	TIME	POS	NO	NAME	IDEAL	BEST	DIFF
									PERFECT LAP	49.036		
1	47	DANCE	29.634	47	DANCE	19.402	1	47	DANCE	49.036	49.036	0.000
2	5	KILLWORTH	29.669	5	KILLWORTH	19.703	2	5	KILLWORTH	49.372	49.430	0.058
3	45	HASHMI	29.878	45	HASHMI	19.836	3	45	HASHMI	49.714	49.714	0.000
4	20	SWYER	30.182	17	KILLWORTH	20.005	4	20	SWYER	50.215	50.215	0.000
5	8	SAUNDERS	30.385	8	SAUNDERS	20.006	5	8	SAUNDERS	50.391	50.391	0.000
6	102	FEARN	30.405	707	SYMON	20.030	6	707	SYMON	50.443	50.605	0.162
7	707	SYMON	30.413	20	SWYER	20.033	7	102	FEARN	50.509	50.616	0.107
8	1	MAY	30.424	102	FEARN	20.104	8	17	KILLWORTH	50.590	50.590	0.000
9	78	THOMAS	30.498	78	THOMAS	20.136	9	78	THOMAS	50.634	50.634	0.000
10	17	KILLWORTH	30.585	1	MAY	20.231	10	1	MAY	50.655	50.749	0.094
11	31	MACRAE	30.772	31	MACRAE	20.315	11	31	MACRAE	51.087	51.105	0.018
12	71	MACRAE	31.017	71	MACRAE	20.410	12	71	MACRAE	51.427	51.622	0.195
13	151	DENYER	31.108	4	KILLWORTH	20.577	13	240	SCANLON	51.761	51.761	0.000
14	240	SCANLON	31.153	240	SCANLON	20.608	14	4	KILLWORTH	51.822	51.914	0.092
15	51	HOGARTH	31.167	151	DENYER	20.757	15	151	DENYER	51.865	51.943	0.078
16	4	KILLWORTH	31.245	51	HOGARTH	20.859	16	51	HOGARTH	52.026	52.234	0.208
17	19	DONOVAN	31.899	80	OVEL	21.024	17	19	DONOVAN	52.935	53.018	0.083
18	6	FIRTH	32.036	19	DONOVAN	21.036	18	21	BRENNAN	53.162	53.209	0.047
19	21	BRENNAN	32.113	21	BRENNAN	21.049	19	80	OVEL	53.188	53.483	0.295
20	80	OVEL	32.164	6	FIRTH	21.192	20	6	FIRTH	53.228	53.338	0.110
21	46	DRAPER	32.516	103	GOFFORD	21.219	21	84	BRANCO	54.055	54.055	0.000
22	139	MARLEY	32.532	84	BRANCO	21.437	22	103	GOFFORD	54.170	54.391	0.221
23	84	BRANCO	32.618	46	DRAPER	21.790	23	46	DRAPER	54.306	54.598	0.292
24	103	GOFFORD	32.951	139	MARLEY	21.852	24	139	MARLEY	54.384	54.386	0.002

BMCRC - MRO Championships 2022 - Rnd 9 @ Brands Hatch Indy

Thunderbike Extreme & Ultra

RACE 10 - STATISTICS

Competitors Started 24
Planned Start 2022-10-01 @ 14:51:00.000
Actual Start 2022-10-01 @ 14:58:53.155
Finish Time 2022-10-01 @ 15:07:13.081
Track Length 1.2079mi.
Total Laps 235
Total Distance Covered 283.8672mi.

Session Fastest Lap History

NO	CL	NAME	LAP TIME	TIME OF DAY	LAP	VEHICLE
47	U	Daryl DANCE	49.323	15:00:36.483	2	Yamaha YZF R1
47	U	Daryl DANCE	49.036	15:01:25.520	3	Yamaha YZF R1

Session Leader History

NO	CL	NAME	FROM LAP	LAPS LED	DISTANCE	VEHICLE
47	U	Daryl DANCE	1	10	12.07 miles	Yamaha YZF R1

Flag History

TYPE	TIME OF DAY
GREEN	14:58:53.155
FINISH	15:07:13.081

Flag Statistics

TYPE	COUNT	TOTAL LAPS	TOTAL TIME
Green	1	10	9:13.907
Red	0	0	0.000
Safety Car	0	0	0.000
FCY	0	0	0.000

BMCRC - MRO Championships 2022 - Rnd 9 @ Brands Hatch Indy

Thunderbike Extreme & Ultra

RACE 10 - STATISTICS

CLASS : E

11 Starters

Fastest Lap History

NO	NAME	LAP TIME	TIME OF DAY	LAP	VEHICLE
71	Oliver MACRAE	52.239	15:00:42.800	2	Yamaha R6
1	David MAY	51.593	15:00:43.334	2	Suzuki GSXR 750 K1
31	Max MACRAE	51.542	15:00:43.609	2	Yamaha R6 5eb
31	Max MACRAE	51.426	15:01:35.013	3	Yamaha R6 5eb
31	Max MACRAE	51.105	15:03:18.011	5	Yamaha R6 5eb
1	David MAY	51.067	15:04:09.276	6	Suzuki GSXR 750 K1
1	David MAY	50.749	15:05:00.027	7	Suzuki GSXR 750 K1

Leader History

NO	NAME	FROM LAP	LAPS LED	DISTANCE	VEHICLE
71	Oliver MACRAE	1	4	4.83 miles	Yamaha R6
31	Max MACRAE	5	1	1.20 miles	Yamaha R6 5eb
1	David MAY	6	5	6.03 miles	Suzuki GSXR 750 K1

BMCRC - MRO Championships 2022 - Rnd 9 @ Brands Hatch Indy

Thunderbike Extreme & Ultra

RACE 10 - STATISTICS

CLASS : U

13 Starters

Fastest Lap History

NO	NAME	LAP TIME	TIME OF DAY	LAP	VEHICLE
47	Daryl DANCE	49.323	15:00:36.483	2	Yamaha YZF R1
47	Daryl DANCE	49.036	15:01:25.520	3	Yamaha YZF R1

Leader History

NO	NAME	FROM LAP	LAPS LED	DISTANCE	VEHICLE
47	Daryl DANCE	1	10	12.07 miles	Yamaha YZF R1

BMCRC - MRO Championships 2022 - Rnd 9 @ Brands Hatch Indy

Thunderbike Extreme & Ultra

RACE 19 - GRID (10 Laps)



ROW 8	24	46	Adrian DRAPER	54.598	23	103	Craig GOFFORD	54.391	22	139	Rob MARLEY	54.386	
ROW 7		21	84	Ricardo BRANCO	54.055	20	80	Mark OVEL	53.483	19	6	Andrew FIRTH	53.338
ROW 6	18	21	Danny BRENNAN	53.209	17	19	Tyler DONOVAN	53.018	16	51	Michael HOGARTH	52.234	
ROW 5		15	151	Andrew DENYER	51.943	14	4	Hayden KILLWORTH	51.914	13	240	Andy SCANLON	51.761
ROW 4	12	71	Oliver MACRAE	51.622	11	31	Max MACRAE	51.105	10	1	David MAY	50.749	
ROW 3		9	78	Jamie THOMAS	50.634	8	102	James FEARN	50.616	7	707	Alex SYMON	50.605
ROW 2	6	17	Jordan KILLWORTH	50.590	5	8	Dave SAUNDERS	50.391	4	20	Connor SWYER	50.215	
ROW 1		3	45	Chad HASHMI	49.714	2	5	Stacey KILLWORTH	49.430	1	47	Daryl DANCE	49.036
Pole													

Brands Hatch Indy: 1.2079 miles

These results are provisional until the conclusion of any judicial and technical matters.

Clerk Of Course :	Stewards :	Timekeeper : <i>Craig Smith</i>
-------------------	------------	------------------------------------

Results can be found at www.tsl-timing.com

Printed - 15:11 Saturday, 01 October 2022



BMCRC - MRO Championships 2022 - Rnd 9 @ Brands Hatch Indy

Thunderbike Extreme & Ultra

RACE 19 - CLASSIFICATION



POS	NO	CL	PIC NAME	ENTRY	LAPS	TIME	GAP	DIFF	MPH	BEST	ON
1	47	U	1 Daryl DANCE	Yamaha YZF R1 - 2 brothers scaffolding	10	8:21.004			86.79	49.090	3
2	5	U	2 Stacey KILLWORTH	Suzuki GSXR 1000 - Greenplant/Everns	10	8:25.422	4.418	4.418	86.03	49.549	6
3	102	U	3 James FEARN	Suzuki GSXR1000 - Jwf tiling, palmer race skool, th	10	8:30.010	9.006	4.588	85.26	50.263	7
4	20	U	4 Connor SWYER	Suzuki GSXR 1000 K6 - WSC Performance & lleithyr t	10	8:30.143	9.139	0.133	85.24	49.707	5
5	45	U	5 Chad HASHMI	Suzuki GSXR1000 -	10	8:31.435	10.431	1.292	85.02	50.335	3
6	707	U	6 Alex SYMON	Suzuki RG500 - MCW	10	8:31.599	10.595	0.164	85.00	50.229	9
7	17	U	7 Jordan KILLWORTH	Kawasaki ZX-10R - BK Racing / Rabbit	10	8:41.956	20.952	10.357	83.31	50.977	4
8	31	E	1 Max MACRAE	Yamaha R6 5eb -	10	8:43.428	22.424	1.472	83.07	51.297	7
9	78	U	8 Jamie THOMAS	Suzuki GSXR 1000 - Team RubyRacing	10	8:45.255	24.251	1.827	82.79	51.520	8
10	71	E	2 Oliver MACRAE	Yamaha R6 - EPS Pumps	10	8:49.066	28.062	3.811	82.19	51.722	4
11	151	E	3 Andrew DENYER	Yamaha OWO1 - me	10	8:54.834	33.830	5.768	81.30	52.434	8
12	19	U	9 Tyler DONOVAN	Kawasaki ZX10R -	10	8:58.301	37.297	3.467	80.78	52.487	6
13	51	E	4 Michael HOGARTH	Suzuki GSXR 750 K1 - WHR Racing	10	8:58.766	37.762	0.465	80.71	52.287	7
14	240	E	5 Andy SCANLON	Ducati 996 - hel, Continental, Dads wallet	10	9:04.037	43.033	5.271	79.93	53.281	7
15	21	U	10 Danny BRENNAN	Suzuki GSXR 1000 -	10	9:04.998	43.994	0.961	79.79	53.144	4
16	6	E	6 Andrew FIRTH	Yamaha YZF-R1 - LTRmotorcycles.co.uk / Palmer F	10	9:08.159	47.155	3.161	79.33	53.353	10
17	80	U	11 Mark OVEL	Yamaha R1 - I NEED A SPONSOR	10	9:08.230	47.226	0.071	79.32	53.538	6
18	4	U	12 Hayden KILLWORTH	Kawasaki ZX10R - Stacey Killworth & Alex Killworth	10	9:09.344	48.340	1.114	79.15	53.137	9
19	84	E	7 Ricardo BRANCO	Yamaha R1 - IMP Racing	10	9:12.296	51.292	2.952	78.73	54.106	3
20	139	E	8 Rob MARLEY	Honda CBR600F3 - PearTree Racing	10	9:12.629	51.625	0.333	78.68	54.053	7
21	103	E	9 Craig GOFFORD	Yamaha R1 4XV - Guardian warm roofs, Meala Rac	10	9:12.708	51.704	0.079	78.67	53.928	10
22	46	E	10 Adrian DRAPER	Suzuki GSXR 750 - droopy racing uk	9	8:29.358	1 Lap	1 Lap	76.83	54.782	7

NOT CLASSIFIED

DNF	1	E	David MAY	Suzuki GSXR 750 K1 - ELP Racing	8	6:57.943	2 Laps	1 Lap	83.23	50.942	4
DNF	8	U	Dave SAUNDERS	Suzuki GSXR1000 - Mum/Dad/JW MOT/Parks Utility	8	6:58.292	2 Laps	0.349	83.16	50.910	8

FASTEST LAP

	47	U	Daryl DANCE	Yamaha YZF R1 - 2 brothers scaffolding	3	49.090			88.58 mph	142.56 kph	
	1	E	David MAY	Suzuki GSXR 750 K1 - ELP Racing	4	50.942			85.36 mph	137.37 kph	

Class U - 92.5% of Race Speed = 80.28 mph

Class E - 92.5% of Race Speed = 76.83 mph

Weather / Track : Cloudy / Dry

These results are provisional until the conclusion of any judicial and technical matters.

Race Distance: 10 Laps / 12.07 miles

Brands Hatch Indy: 1.2079 miles

Date: 01/10/2022 Start: 17:09 Finish: 17:17

Clerk Of Course :

Stewards :

Timekeeper :

Craig Smith

Results can be found at www.tsl-timing.com

Printed - 17:19 Saturday, 01 October 2022



BMCRC - MRO Championships 2022 - Rnd 9 @ Brands Hatch Indy

Thunderbike Extreme & Ultra

RACE 19 - LAP CHART

LAP 1 @ 17:10:28.580

NO	BEHIND	LAP TIME
47		54.430
5	0.198	54.628
45	1.087	55.517
102	1.329	55.759
707	2.188	56.618
31	2.592	57.022
20	3.119	57.549
17	3.145	57.575
71	3.843	58.273
1	3.894	58.324
8	4.504	58.934
78	4.561	58.991
151	5.832	1:00.262
240	6.266	1:00.696
19	6.430	1:00.860
51	6.758	1:01.188
84	7.254	1:01.684
80	7.759	1:02.189
6	7.862	1:02.292
21	8.128	1:02.558
4	8.614	1:03.044
139	9.148	1:03.578
103	9.697	1:04.127
46	9.948	1:04.378

LAP 2 @ 17:11:17.811

NO	BEHIND	LAP TIME
47		49.231
5	0.932	49.965
45	2.336	50.480
102	2.739	50.641
707	3.532	50.575
20	4.751	50.863
31	5.139	51.778
17	5.761	51.847
1	6.227	51.564
71	6.817	52.205
8	7.148	51.875
78	7.507	52.177
151	9.548	52.947
240	11.061	54.026
19	11.598	54.399
51	12.114	54.587
84	12.377	54.354
80	12.494	53.966
21	13.051	54.154
6	13.521	54.890
4	14.196	54.813
139	15.021	55.104
103	15.272	54.806
46	17.357	56.640

LAP 3 @ 17:12:06.901

NO	BEHIND	LAP TIME
47		49.090
5	1.474	49.632
45	3.581	50.335
102	3.981	50.332
707	4.830	50.388
20	6.188	50.527
31	7.389	51.340
17	8.117	51.446

1	8.641	51.504
8	9.197	51.139
71	10.070	52.343
78	10.272	51.855
151	13.110	52.652
240	15.850	53.879
19	15.915	53.407
51	16.465	53.441
21	17.285	53.324
84	17.393	54.106
80	17.948	54.544
6	18.852	54.421
4	19.593	54.487
139	20.272	54.341
103	20.909	54.727
46	24.287	56.020

LAP 4 @ 17:12:56.161

NO	BEHIND	LAP TIME
47		49.260
5	2.256	50.042
45	4.989	50.668
102	5.228	50.507
707	5.836	50.266
20	6.876	49.948
31	9.787	51.658
17	9.834	50.977
1	10.323	50.942
8	11.074	51.137
71	12.532	51.722
78	13.356	52.344
151	16.359	52.509
19	19.579	52.924
240	20.757	54.167
51	20.780	53.575
21	21.169	53.144
84	22.601	54.468
80	22.696	54.008
6	23.266	53.674
4	24.274	53.941
139	25.491	54.479
103	26.363	54.714
46	30.634	55.607

LAP 5 @ 17:13:45.745

NO	BEHIND	LAP TIME
47		49.584
5	2.443	49.771
45	6.318	50.913
102	6.439	50.795
707	6.737	50.485
20	6.999	49.707
31	11.510	51.307
17	11.644	51.394
1	12.039	51.300
8	12.534	51.044
71	14.919	51.971
78	15.380	51.608
151	19.762	52.987
19	22.557	52.562
51	23.585	52.389
240	24.476	53.303
21	24.879	53.294
84	27.272	54.255
80	27.345	54.233

6	27.725	54.043
4	28.199	53.509
139	30.207	54.300
103	30.907	54.128
46	36.846	55.796

LAP 6 @ 17:14:35.285

NO	BEHIND	LAP TIME
47		49.540
5	2.452	49.549
45	7.514	50.736
102	7.593	50.694
20	8.163	50.704
707	8.201	51.004
17	13.771	51.667
31	13.893	51.923
1	14.252	51.753
8	14.770	51.776
78	17.470	51.630
71	17.499	52.120
151	22.875	52.653
19	25.504	52.487
51	26.969	52.924
240	28.513	53.577
21	28.813	53.474
80	31.343	53.538
84	32.716	54.984
6	32.986	54.801
4	33.189	54.530
139	34.797	54.130
103	35.364	53.997
46	42.409	55.103

LAP 7 @ 17:15:24.852

NO	BEHIND	LAP TIME
47		49.567
5	3.529	50.644
102	8.289	50.263
45	8.639	50.692
20	8.757	50.161
707	9.350	50.716
17	15.460	51.256
31	15.623	51.297
1	16.233	51.548
8	16.680	51.477
78	19.430	51.527
71	20.159	52.227
151	25.941	52.633
19	28.478	52.541
51	29.689	52.287
240	32.227	53.281
21	32.623	53.377
80	35.319	53.543
6	37.128	53.709
84	37.850	54.701
4	38.147	54.525
139	39.283	54.053
103	39.744	53.947
46	47.624	54.782

LAP 8 @ 17:16:14.851

NO	BEHIND	LAP TIME
47		49.999
5	3.440	49.910

102	8.588	50.298
20	8.865	50.107
45	9.157	50.517
707	9.811	50.460
17	16.821	51.360
1	17.242	51.008
31	17.265	51.641
8	17.591	50.910
78	20.951	51.520
71	22.649	52.489
151	28.376	52.434
19	31.134	52.655
51	32.426	52.736
240	35.877	53.649
21	36.169	53.545
80	39.604	54.284
6	40.556	53.427
4	41.847	53.699
84	42.085	54.234
139	43.371	54.087
103	44.059	54.314

LAP 9 @ 17:17:05.061

NO	BEHIND	LAP TIME
47		50.210
46	1 Lap	55.180
5	3.467	50.237
102	8.824	50.446
20	9.016	50.361
45	9.488	50.541
707	9.830	50.229
17	19.266	52.655
31	20.271	53.216
78	22.373	51.632
71	25.058	52.619
151	30.985	52.819
19	33.960	53.036
51	34.879	52.663
240	39.616	53.949
21	40.030	54.071
80	43.487	54.093
6	43.895	53.549
4	44.774	53.137
84	46.531	54.656
139	47.504	54.343
103	47.869	54.020

LAP 10 @ 17:17:55.154

NO	BEHIND	LAP TIME
47		50.093
5	4.418	51.044
46	1 Lap	55.852
102	9.006	50.275
20	9.139	50.216
45	10.431	51.036
707	10.595	50.858
17	20.952	51.779
31	22.424	52.246
78	24.251	51.971
71	28.062	53.097
151	33.830	52.938
19	37.297	53.430
51	37.762	52.976
240	43.033	53.510
21	43.994	54.057

BMCRC - MRO Championships 2022 - Rnd 9 @ Brands Hatch Indy

Thunderbike Extreme & Ultra

RACE 19 - SECTOR ANALYSIS



SECTOR 1 = FL to I1, SECTOR 2 = I1 to FL, DIFF = Difference To Personal Best Lap, P = Crossed Finish Line in Pit Lane, D = Time Disallowed

P1 47 U		Daryl DANCE		Yamaha YZF R1 - 2 brothers scaffolding			
IDEAL LAP TIME : 49.090		BEST LAP TIME : 49.090		DIFFERENCE : 0.000			
LAP	SECTOR 1	SECTOR 2	LAP TIME	MPH	DIFF	TIME OF DAY	
1 -		19.829	54.430	79.89	5.340	17:10:28.580	
2 -	29.656	19.575	49.231 (2)	88.33	0.141	17:11:17.811	
3 -	29.581	19.509	49.090 (1)	88.58		17:12:06.901	
4 -	29.688	19.572	49.260 (3)	88.27	0.170	17:12:56.161	
5 -	29.934	19.650	49.584	87.70	0.494	17:13:45.745	
6 -	29.901	19.639	49.540	87.77	0.450	17:14:35.285	
7 -	29.860	19.707	49.567	87.73	0.477	17:15:24.852	
8 -	30.146	19.853	49.999	86.97	0.909	17:16:14.851	
9 -	30.400	19.810	50.210	86.60	1.120	17:17:05.061	
10 -	30.327	19.766	50.093	86.81	1.003	17:17:55.154	

P2 5 U		Stacey KILLWORTH		Suzuki GSXR 1000 - Greenplant/Evens			
IDEAL LAP TIME : 49.283		BEST LAP TIME : 49.549		DIFFERENCE : 0.266			
LAP	SECTOR 1	SECTOR 2	LAP TIME	MPH	DIFF	TIME OF DAY	
1 -		19.822	54.628	79.60	5.079	17:10:28.778	
2 -	30.268	19.697	49.965	87.03	0.416	17:11:18.743	
3 -	29.797	19.835	49.632 (2)	87.61	0.083	17:12:08.375	
4 -	29.908	20.134	50.042	86.89	0.493	17:12:58.417	
5 -	29.890	19.881	49.771 (3)	87.37	0.222	17:13:48.188	
6 -	29.586	19.963	49.549 (1)	87.76		17:14:37.737	
7 -	30.619	20.025	50.644	85.86	1.095	17:15:28.381	
8 -	29.951	19.959	49.910	87.12	0.361	17:16:18.291	
9 -	30.175	20.062	50.237	86.56	0.688	17:17:08.528	
10 -	30.739	20.305	51.044	85.19	1.495	17:17:59.572	

P3 102 U		James FEARN		Suzuki GSXR1000 - Jwf tiling, palmer race skool, the factory			
IDEAL LAP TIME : 50.141		BEST LAP TIME : 50.263		DIFFERENCE : 0.122			
LAP	SECTOR 1	SECTOR 2	LAP TIME	MPH	DIFF	TIME OF DAY	
1 -		20.200	55.759	77.98	5.496	17:10:29.909	
2 -	30.511	20.130	50.641	85.87	0.378	17:11:20.550	
3 -	30.225	20.107	50.332	86.39	0.069	17:12:10.882	
4 -	30.310	20.197	50.507	86.09	0.244	17:13:01.389	
5 -	30.682	20.113	50.795	85.61	0.532	17:13:52.184	
6 -	30.483	20.211	50.694	85.78	0.431	17:14:42.878	
7 -	30.142	20.121	50.263 (1)	86.51		17:15:33.141	
8 -	30.264	20.034	50.298 (3)	86.45	0.035	17:16:23.439	
9 -	30.351	20.095	50.446	86.20	0.183	17:17:13.885	
10 -	30.276	19.999	50.275 (2)	86.49	0.012	17:18:04.160	

P4 20 U		Connor SWYER		Suzuki GSXR 1000 K6 - WSC Performace & lleithyr farm & dad			
IDEAL LAP TIME : 49.707		BEST LAP TIME : 49.707		DIFFERENCE : 0.000			
LAP	SECTOR 1	SECTOR 2	LAP TIME	MPH	DIFF	TIME OF DAY	
1 -		20.780	57.549	75.56	7.842	17:10:31.699	
2 -	30.546	20.317	50.863	85.49	1.156	17:11:22.562	
3 -	30.466	20.061	50.527	86.06	0.820	17:12:13.089	
4 -	30.036	19.912	49.948 (2)	87.06	0.241	17:13:03.037	
5 -	29.931	19.776	49.707 (1)	87.48		17:13:52.744	
6 -	30.893	19.811	50.704	85.76	0.997	17:14:43.448	
7 -	30.125	20.036	50.161	86.69	0.454	17:15:33.609	
8 -	30.037	20.070	50.107 (3)	86.78	0.400	17:16:23.716	
9 -	30.327	20.034	50.361	86.34	0.654	17:17:14.077	
10 -	30.227	19.989	50.216	86.59	0.509	17:18:04.293	

BMCRC - MRO Championships 2022 - Rnd 9 @ Brands Hatch Indy

Thunderbike Extreme & Ultra

RACE 19 - SECTOR ANALYSIS



SECTOR 1 = FL to I1, SECTOR 2 = I1 to FL, DIFF = Difference To Personal Best Lap, P = Crossed Finish Line in Pit Lane, D = Time Disallowed

P5 45 U		Chad HASHMI		Suzuki GSXR1000 -		
IDEAL LAP TIME : 50.193		BEST LAP TIME : 50.335		DIFFERENCE : 0.142		
LAP	SECTOR 1	SECTOR 2	LAP TIME	MPH	DIFF	TIME OF DAY
1 -		20.258	55.517	78.32	5.182	17:10:29.667
2 -	30.266	20.214	50.480 (2)	86.14	0.145	17:11:20.147
3 -	30.151	20.184	50.335 (1)	86.39		17:12:10.482
4 -	30.361	20.307	50.668	85.82	0.333	17:13:01.150
5 -	30.638	20.275	50.913	85.41	0.578	17:13:52.063
6 -	30.400	20.336	50.736	85.71	0.401	17:14:42.799
7 -	30.560	20.132	50.692	85.78	0.357	17:15:33.491
8 -	30.475	20.042	50.517 (3)	86.08	0.182	17:16:24.008
9 -	30.414	20.127	50.541	86.04	0.206	17:17:14.549
10 -	30.520	20.516	51.036	85.20	0.701	17:18:05.585

P6 707 U		Alex SYMON		Suzuki RG500 - MCW		
IDEAL LAP TIME : 50.126		BEST LAP TIME : 50.229		DIFFERENCE : 0.103		
LAP	SECTOR 1	SECTOR 2	LAP TIME	MPH	DIFF	TIME OF DAY
1 -		20.377	56.618	76.80	6.389	17:10:30.768
2 -	30.648	19.927	50.575	85.98	0.346	17:11:21.343
3 -	30.402	19.986	50.388 (3)	86.30	0.159	17:12:11.731
4 -	30.227	20.039	50.266 (2)	86.51	0.037	17:13:01.997
5 -	30.441	20.044	50.485	86.13	0.256	17:13:52.482
6 -	30.907	20.097	51.004	85.26	0.775	17:14:43.486
7 -	30.734	19.982	50.716	85.74	0.487	17:15:34.202
8 -	30.397	20.063	50.460	86.17	0.231	17:16:24.662
9 -	30.330	19.899	50.229 (1)	86.57		17:17:14.891
10 -	30.745	20.113	50.858	85.50	0.629	17:18:05.749

P7 17 U		Jordan KILLWORTH		Kawasaki ZX-10R - BK Racing / Rabbit		
IDEAL LAP TIME : 50.977		BEST LAP TIME : 50.977		DIFFERENCE : 0.000		
LAP	SECTOR 1	SECTOR 2	LAP TIME	MPH	DIFF	TIME OF DAY
1 -		20.726	57.575	75.52	6.598	17:10:31.725
2 -	31.364	20.483	51.847	83.87	0.870	17:11:23.572
3 -	31.166	20.280	51.446	84.52	0.469	17:12:15.018
4 -	30.745	20.232	50.977 (1)	85.30		17:13:05.995
5 -	31.069	20.325	51.394	84.61	0.417	17:13:57.389
6 -	31.241	20.426	51.667	84.16	0.690	17:14:49.056
7 -	31.023	20.233	51.256 (2)	84.84	0.279	17:15:40.312
8 -	30.907	20.453	51.360 (3)	84.66	0.383	17:16:31.672
9 -	31.423	21.232	52.655	82.58	1.678	17:17:24.327
10 -	31.274	20.505	51.779	83.98	0.802	17:18:16.106

P8 31 E		Max MACRAE		Yamaha R6 5eb -		
IDEAL LAP TIME : 51.283		BEST LAP TIME : 51.297		DIFFERENCE : 0.014		
LAP	SECTOR 1	SECTOR 2	LAP TIME	MPH	DIFF	TIME OF DAY
1 -		20.440	57.022	76.26	5.725	17:10:31.172
2 -	31.090	20.688	51.778	83.98	0.481	17:11:22.950
3 -	30.884	20.456	51.340 (3)	84.70	0.043	17:12:14.290
4 -	31.213	20.445	51.658	84.18	0.361	17:13:05.948
5 -	30.853	20.454	51.307 (2)	84.75	0.010	17:13:57.255
6 -	31.313	20.610	51.923	83.75	0.626	17:14:49.178
7 -	30.843	20.454	51.297 (1)	84.77		17:15:40.475
8 -	31.025	20.616	51.641	84.20	0.344	17:16:32.116
9 -	32.543	20.673	53.216	81.71	1.919	17:17:25.332
10 -	31.536	20.710	52.246	83.23	0.949	17:18:17.578

BMCRC - MRO Championships 2022 - Rnd 9 @ Brands Hatch Indy

Thunderbike Extreme & Ultra

RACE 19 - SECTOR ANALYSIS



SECTOR 1 = FL to I1, SECTOR 2 = I1 to FL, DIFF = Difference To Personal Best Lap, P = Crossed Finish Line in Pit Lane, D = Time Disallowed

P9 78 U		Jamie THOMAS		Suzuki GSXR 1000 - Team RubyRacing			
IDEAL LAP TIME : 51.389		BEST LAP TIME : 51.520		DIFFERENCE : 0.131			
LAP	SECTOR 1	SECTOR 2	LAP TIME	MPH	DIFF	TIME OF DAY	
1 -		21.008	58.991	73.71	7.471	17:10:33.141	
2 -	31.534	20.643	52.177	83.34	0.657	17:11:25.318	
3 -	31.046	20.809	51.855	83.86	0.335	17:12:17.173	
4 -	31.894	20.450	52.344	83.07	0.824	17:13:09.517	
5 -	31.041	20.567	51.608 (3)	84.26	0.088	17:14:01.125	
6 -	31.099	20.531	51.630	84.22	0.110	17:14:52.755	
7 -	31.074	20.453	51.527 (2)	84.39	0.007	17:15:44.282	
8 -	31.123	20.397	51.520 (1)	84.40		17:16:35.802	
9 -	30.992	20.640	51.632	84.22	0.112	17:17:27.434	
10 -	31.374	20.597	51.971	83.67	0.451	17:18:19.405	

P10 71 E		Oliver MACRAE		Yamaha R6 - EPS Pumps			
IDEAL LAP TIME : 51.722		BEST LAP TIME : 51.722		DIFFERENCE : 0.000			
LAP	SECTOR 1	SECTOR 2	LAP TIME	MPH	DIFF	TIME OF DAY	
1 -		20.900	58.273	74.62	6.551	17:10:32.423	
2 -	31.440	20.765	52.205	83.29	0.483	17:11:24.628	
3 -	31.622	20.721	52.343	83.07	0.621	17:12:16.971	
4 -	31.058	20.664	51.722 (1)	84.07		17:13:08.693	
5 -	31.181	20.790	51.971 (2)	83.67	0.249	17:14:00.664	
6 -	31.113	21.007	52.120 (3)	83.43	0.398	17:14:52.784	
7 -	31.489	20.738	52.227	83.26	0.505	17:15:45.011	
8 -	31.617	20.872	52.489	82.84	0.767	17:16:37.500	
9 -	31.570	21.049	52.619	82.64	0.897	17:17:30.119	
10 -	31.971	21.126	53.097	81.89	1.375	17:18:23.216	

P11 151 E		Andrew DENYER		Yamaha OW01 - me			
IDEAL LAP TIME : 52.383		BEST LAP TIME : 52.434		DIFFERENCE : 0.051			
LAP	SECTOR 1	SECTOR 2	LAP TIME	MPH	DIFF	TIME OF DAY	
1 -		21.410	1:00.262	72.16	7.828	17:10:34.412	
2 -	31.704	21.243	52.947	82.13	0.513	17:11:27.359	
3 -	31.544	21.108	52.652	82.59	0.218	17:12:20.011	
4 -	31.358	21.151	52.509 (2)	82.81	0.075	17:13:12.520	
5 -	31.742	21.245	52.987	82.06	0.553	17:14:05.507	
6 -	31.628	21.025	52.653	82.58	0.219	17:14:58.160	
7 -	31.360	21.273	52.633 (3)	82.62	0.199	17:15:50.793	
8 -	31.373	21.061	52.434 (1)	82.93		17:16:43.227	
9 -	31.666	21.153	52.819	82.33	0.385	17:17:36.046	
10 -	31.666	21.272	52.938	82.14	0.504	17:18:28.984	

P12 19 U		Tyler DONOVAN		Kawasaki ZX10R -			
IDEAL LAP TIME : 52.341		BEST LAP TIME : 52.487		DIFFERENCE : 0.146			
LAP	SECTOR 1	SECTOR 2	LAP TIME	MPH	DIFF	TIME OF DAY	
1 -		21.700	1:00.860	71.45	8.373	17:10:35.010	
2 -	32.815	21.584	54.399	79.93	1.912	17:11:29.409	
3 -	32.253	21.154	53.407	81.42	0.920	17:12:22.816	
4 -	31.715	21.209	52.924	82.16	0.437	17:13:15.740	
5 -	31.602	20.960	52.562 (3)	82.73	0.075	17:14:08.302	
6 -	31.475	21.012	52.487 (1)	82.85		17:15:00.789	
7 -	31.675	20.866	52.541 (2)	82.76	0.054	17:15:53.330	
8 -	31.764	20.891	52.655	82.58	0.168	17:16:45.985	
9 -	31.875	21.161	53.036	81.99	0.549	17:17:39.021	
10 -	32.264	21.166	53.430	81.38	0.943	17:18:32.451	

BMCR - MRO Championships 2022 - Rnd 9 @ Brands Hatch Indy

Thunderbike Extreme & Ultra

RACE 19 - SECTOR ANALYSIS



SECTOR 1 = FL to I1, SECTOR 2 = I1 to FL, DIFF = Difference To Personal Best Lap, P = Crossed Finish Line in Pit Lane, D = Time Disallowed

P13 51 E Michael HOGARTH		Suzuki GSXR 750 K1 - WHR Racing				
IDEAL LAP TIME : 52.109		BEST LAP TIME : 52.287		DIFFERENCE : 0.178		
LAP	SECTOR 1	SECTOR 2	LAP TIME	MPH	DIFF	TIME OF DAY
1 -		21.708	1:01.188	71.06	8.901	17:10:35.338
2 -	32.706	21.881	54.587	79.66	2.300	17:11:29.925
3 -	32.075	21.366	53.441	81.37	1.154	17:12:23.366
4 -	32.243	21.332	53.575	81.16	1.288	17:13:16.941
5 -	31.468	20.921	52.389 (2)	83.00	0.102	17:14:09.330
6 -	31.576	21.348	52.924	82.16	0.637	17:15:02.254
7 -	31.188	21.099	52.287 (1)	83.16		17:15:54.541
8 -	31.572	21.164	52.736	82.45	0.449	17:16:47.277
9 -	31.518	21.145	52.663 (3)	82.57	0.376	17:17:39.940
10 -	31.628	21.348	52.976	82.08	0.689	17:18:32.916

P14 240 E Andy SCANLON		Ducati 996 - hel, Continental, Dads wallet				
IDEAL LAP TIME : 53.119		BEST LAP TIME : 53.281		DIFFERENCE : 0.162		
LAP	SECTOR 1	SECTOR 2	LAP TIME	MPH	DIFF	TIME OF DAY
1 -		21.563	1:00.696	71.64	7.415	17:10:34.846
2 -	32.545	21.481	54.026	80.49	0.745	17:11:28.872
3 -	32.373	21.506	53.879	80.71	0.598	17:12:22.751
4 -	32.577	21.590	54.167	80.28	0.886	17:13:16.918
5 -	32.189	21.114	53.303 (2)	81.58	0.022	17:14:10.221
6 -	32.144	21.433	53.577	81.16	0.296	17:15:03.798
7 -	32.005	21.276	53.281 (1)	81.61		17:15:57.079
8 -	32.145	21.504	53.649	81.05	0.368	17:16:50.728
9 -	32.508	21.441	53.949	80.60	0.668	17:17:44.677
10 -	32.049	21.461	53.510 (3)	81.26	0.229	17:18:38.187

P15 21 U Danny BRENNAN		Susuki GSXR 1000 -				
IDEAL LAP TIME : 52.980		BEST LAP TIME : 53.144		DIFFERENCE : 0.164		
LAP	SECTOR 1	SECTOR 2	LAP TIME	MPH	DIFF	TIME OF DAY
1 -		22.163	1:02.558	69.51	9.414	17:10:36.708
2 -	33.050	21.104	54.154	80.30	1.010	17:11:30.862
3 -	32.237	21.087	53.324 (3)	81.55	0.180	17:12:24.186
4 -	32.009	21.135	53.144 (1)	81.82		17:13:17.330
5 -	32.311	20.983	53.294 (2)	81.59	0.150	17:14:10.624
6 -	32.416	21.058	53.474	81.32	0.330	17:15:04.098
7 -	32.146	21.231	53.377	81.46	0.233	17:15:57.475
8 -	32.574	20.971	53.545	81.21	0.401	17:16:51.020
9 -	32.769	21.302	54.071	80.42	0.927	17:17:45.091
10 -	32.596	21.461	54.057	80.44	0.913	17:18:39.148

P16 6 E Andrew FIRTH		Yamaha YZF-R1 - LTRmotorcycles.co.uk / Palmer Race Skool /				
IDEAL LAP TIME : 53.226		BEST LAP TIME : 53.353		DIFFERENCE : 0.127		
LAP	SECTOR 1	SECTOR 2	LAP TIME	MPH	DIFF	TIME OF DAY
1 -		22.275	1:02.292	69.80	8.939	17:10:36.442
2 -	33.053	21.837	54.890	79.22	1.537	17:11:31.332
3 -	32.762	21.659	54.421	79.90	1.068	17:12:25.753
4 -	32.213	21.461	53.674	81.01	0.321	17:13:19.427
5 -	32.437	21.606	54.043	80.46	0.690	17:14:13.470
6 -	33.015	21.786	54.801	79.35	1.448	17:15:08.271
7 -	32.479	21.230	53.709	80.96	0.356	17:16:01.980
8 -	32.407	21.020	53.427 (2)	81.39	0.074	17:16:55.407
9 -	32.354	21.195	53.549 (3)	81.20	0.196	17:17:48.956
10 -	32.206	21.147	53.353 (1)	81.50		17:18:42.309

BMCRC - MRO Championships 2022 - Rnd 9 @ Brands Hatch Indy

Thunderbike Extreme & Ultra

RACE 19 - SECTOR ANALYSIS



SECTOR 1 = FL to I1, SECTOR 2 = I1 to FL, DIFF = Difference To Personal Best Lap, P = Crossed Finish Line in Pit Lane, D = Time Disallowed

P17 80 U		Mark OVEL		Yamaha R1 - I NEED A SPONSOR		
IDEAL LAP TIME : 53.364		BEST LAP TIME : 53.538		DIFFERENCE : 0.174		
LAP	SECTOR 1	SECTOR 2	LAP TIME	MPH	DIFF	TIME OF DAY
1 -		22.044	1:02.189	69.92	8.651	17:10:36.339
2 -	32.781	21.185	53.966	80.58	0.428	17:11:30.305
3 -	33.280	21.264	54.544	79.72	1.006	17:12:24.849
4 -	32.393	21.615	54.008	80.51	0.470	17:13:18.857
5 -	32.650	21.583	54.233	80.18	0.695	17:14:13.090
6 -	32.386	21.152	53.538 (1)	81.22		17:15:06.628
7 -	32.377	21.166	53.543 (2)	81.21	0.005	17:16:00.171
8 -	32.660	21.624	54.284	80.10	0.746	17:16:54.455
9 -	32.810	21.283	54.093	80.39	0.555	17:17:48.548
10 -	32.845	20.987	53.832 (3)	80.78	0.294	17:18:42.380

P18 4 U		Hayden KILLWORTH		Kawasaki ZX10R - Stacey Killworth & Alex Killworth		
IDEAL LAP TIME : 53.137		BEST LAP TIME : 53.137		DIFFERENCE : 0.000		
LAP	SECTOR 1	SECTOR 2	LAP TIME	MPH	DIFF	TIME OF DAY
1 -		22.077	1:03.044	68.97	9.907	17:10:37.194
2 -	33.339	21.474	54.813	79.33	1.676	17:11:32.007
3 -	33.011	21.476	54.487	79.80	1.350	17:12:26.494
4 -	32.802	21.139	53.941	80.61	0.804	17:13:20.435
5 -	32.466	21.043	53.509 (2)	81.26	0.372	17:14:13.944
6 -	32.864	21.666	54.530	79.74	1.393	17:15:08.474
7 -	33.141	21.384	54.525	79.75	1.388	17:16:02.999
8 -	32.675	21.024	53.699	80.98	0.562	17:16:56.698
9 -	32.158	20.979	53.137 (1)	81.83		17:17:49.835
10 -	32.534	21.125	53.659 (3)	81.04	0.522	17:18:43.494

P19 84 E		Ricardo BRANCO		Yamaha R1 - IMP Racing		
IDEAL LAP TIME : 53.921		BEST LAP TIME : 54.106		DIFFERENCE : 0.185		
LAP	SECTOR 1	SECTOR 2	LAP TIME	MPH	DIFF	TIME OF DAY
1 -		21.756	1:01.684	70.49	7.578	17:10:35.834
2 -	33.025	21.329	54.354	80.00	0.248	17:11:30.188
3 -	32.638	21.468	54.106 (1)	80.37		17:12:24.294
4 -	32.841	21.627	54.468	79.83	0.362	17:13:18.762
5 -	32.592	21.663	54.255 (3)	80.15	0.149	17:14:13.017
6 -	33.296	21.688	54.984	79.08	0.878	17:15:08.001
7 -	33.227	21.474	54.701	79.49	0.595	17:16:02.702
8 -	32.658	21.576	54.234 (2)	80.18	0.128	17:16:56.936
9 -	32.908	21.748	54.656	79.56	0.550	17:17:51.592
10 -	33.012	21.842	54.854	79.27	0.748	17:18:46.446

P20 139 E		Rob MARLEY		Honda CBR600F3 - PearTree Racing		
IDEAL LAP TIME : 53.780		BEST LAP TIME : 54.053		DIFFERENCE : 0.273		
LAP	SECTOR 1	SECTOR 2	LAP TIME	MPH	DIFF	TIME OF DAY
1 -		22.517	1:03.578	68.39	9.525	17:10:37.728
2 -	33.319	21.785	55.104	78.91	1.051	17:11:32.832
3 -	32.708	21.633	54.341	80.02	0.288	17:12:27.173
4 -	32.822	21.657	54.479	79.82	0.426	17:13:21.652
5 -	32.489	21.811	54.300	80.08	0.247	17:14:15.952
6 -	32.289	21.841	54.130 (3)	80.33	0.077	17:15:10.082
7 -	32.472	21.581	54.053 (1)	80.45		17:16:04.135
8 -	32.392	21.695	54.087 (2)	80.40	0.034	17:16:58.222
9 -	32.554	21.789	54.343	80.02	0.290	17:17:52.565
10 -	32.199	22.015	54.214	80.21	0.161	17:18:46.779

BMCRC - MRO Championships 2022 - Rnd 9 @ Brands Hatch Indy

Thunderbike Extreme & Ultra

RACE 19 - SECTOR ANALYSIS



SECTOR 1 = FL to I1, SECTOR 2 = I1 to FL, DIFF = Difference To Personal Best Lap, P = Crossed Finish Line in Pit Lane, D = Time Disallowed

P21 103 E		Craig GOFFORD		Yamaha R1 4XV - Guardian warm roofs, Meala Racing Develop		
IDEAL LAP TIME : 53.752		BEST LAP TIME : 53.928		DIFFERENCE : 0.176		
LAP	SECTOR 1	SECTOR 2	LAP TIME	MPH	DIFF	TIME OF DAY
1 -		22.240	1:04.127	67.81	10.199	17:10:38.277
2 -	33.372	21.434	54.806	79.34	0.878	17:11:33.083
3 -	33.148	21.579	54.727	79.45	0.799	17:12:27.810
4 -	33.058	21.656	54.714	79.47	0.786	17:13:22.524
5 -	32.574	21.554	54.128	80.33	0.200	17:14:16.652
6 -	32.621	21.376	53.997 (3)	80.53	0.069	17:15:10.649
7 -	32.496	21.451	53.947 (2)	80.60	0.019	17:16:04.596
8 -	32.830	21.484	54.314	80.06	0.386	17:16:58.910
9 -	32.743	21.277	54.020	80.49	0.092	17:17:52.930
10 -	32.475	21.453	53.928 (1)	80.63		17:18:46.858

P22 46 E		Adrian DRAPER		Suzuki GSXR 750 - droopy racing uk		
IDEAL LAP TIME : 54.782		BEST LAP TIME : 54.782		DIFFERENCE : 0.000		
LAP	SECTOR 1	SECTOR 2	LAP TIME	MPH	DIFF	TIME OF DAY
1 -		22.706	1:04.378	67.54	9.596	17:10:38.528
2 -	34.273	22.367	56.640	76.77	1.858	17:11:35.168
3 -	33.770	22.250	56.020	77.62	1.238	17:12:31.188
4 -	33.525	22.082	55.607	78.20	0.825	17:13:26.795
5 -	33.428	22.368	55.796	77.93	1.014	17:14:22.591
6 -	33.169	21.934	55.103 (2)	78.91	0.321	17:15:17.694
7 -	32.925	21.857	54.782 (1)	79.38		17:16:12.476
8 -	32.982	22.198	55.180 (3)	78.80	0.398	17:17:07.656
9 -	33.782	22.070	55.852	77.85	1.070	17:18:03.508

P23 1 E		David MAY		Suzuki GSXR 750 K1 - ELP Racing		
IDEAL LAP TIME : 50.830		BEST LAP TIME : 50.942		DIFFERENCE : 0.112		
LAP	SECTOR 1	SECTOR 2	LAP TIME	MPH	DIFF	TIME OF DAY
1 -		20.855	58.324	74.55	7.382	17:10:32.474
2 -	31.040	20.524	51.564	84.33	0.622	17:11:24.038
3 -	31.112	20.392	51.504	84.43	0.562	17:12:15.542
4 -	30.663	20.279	50.942 (1)	85.36		17:13:06.484
5 -	30.777	20.523	51.300 (3)	84.76	0.358	17:13:57.784
6 -	31.209	20.544	51.753	84.02	0.811	17:14:49.537
7 -	31.263	20.285	51.548	84.36	0.606	17:15:41.085
8 -	30.551	20.457	51.008 (2)	85.25	0.066	17:16:32.093

P24 8 U		Dave SAUNDERS		Suzuki GSXR1000 - Mum/Dad/JW MOT/Parks Utility		
IDEAL LAP TIME : 50.773		BEST LAP TIME : 50.910		DIFFERENCE : 0.137		
LAP	SECTOR 1	SECTOR 2	LAP TIME	MPH	DIFF	TIME OF DAY
1 -		21.040	58.934	73.78	8.024	17:10:33.084
2 -	31.268	20.607	51.875	83.82	0.965	17:11:24.959
3 -	30.843	20.296	51.139	85.03	0.229	17:12:16.098
4 -	30.853	20.284	51.137 (3)	85.03	0.227	17:13:07.235
5 -	30.595	20.449	51.044 (2)	85.19	0.134	17:13:58.279
6 -	31.059	20.717	51.776	83.98	0.866	17:14:50.055
7 -	31.071	20.406	51.477	84.47	0.567	17:15:41.532
8 -	30.732	20.178	50.910 (1)	85.41		17:16:32.442

BMCRC - MRO Championships 2022 - Rnd 9 @ Brands Hatch Indy

Thunderbike Extreme & Ultra

RACE 19 - BEST SECTORS

SECTOR 1			SECTOR 2			IDEAL / BEST COMPARISON						
POS	NO	NAME	TIME	NO	NAME	TIME	POS	NO	NAME	IDEAL	BEST	DIFF
									PERFECT LAP	49.090		
1	47	DANCE	29.581	47	DANCE	19.509	1	47	DANCE	49.090	49.090	0.000
2	5	KILLWORTH	29.586	5	KILLWORTH	19.697	2	5	KILLWORTH	49.283	49.549	0.266
3	20	SWYER	29.931	20	SWYER	19.776	3	20	SWYER	49.707	49.707	0.000
4	102	FEARN	30.142	707	SYMON	19.899	4	707	SYMON	50.126	50.229	0.103
5	45	HASHMI	30.151	102	FEARN	19.999	5	102	FEARN	50.141	50.263	0.122
6	707	SYMON	30.227	45	HASHMI	20.042	6	45	HASHMI	50.193	50.335	0.142
7	1	MAY	30.551	8	SAUNDERS	20.178	7	8	SAUNDERS	50.773	50.910	0.137
8	8	SAUNDERS	30.595	17	KILLWORTH	20.232	8	1	MAY	50.830	50.942	0.112
9	17	KILLWORTH	30.745	1	MAY	20.279	9	17	KILLWORTH	50.977	50.977	0.000
10	31	MACRAE	30.843	78	THOMAS	20.397	10	31	MACRAE	51.283	51.297	0.014
11	78	THOMAS	30.992	31	MACRAE	20.440	11	78	THOMAS	51.389	51.520	0.131
12	71	MACRAE	31.058	71	MACRAE	20.664	12	71	MACRAE	51.722	51.722	0.000
13	51	HOGARTH	31.188	19	DONOVAN	20.866	13	51	HOGARTH	52.109	52.287	0.178
14	151	DENYER	31.358	51	HOGARTH	20.921	14	19	DONOVAN	52.341	52.487	0.146
15	19	DONOVAN	31.475	21	BRENNAN	20.971	15	151	DENYER	52.383	52.434	0.051
16	240	SCANLON	32.005	4	KILLWORTH	20.979	16	21	BRENNAN	52.980	53.144	0.164
17	21	BRENNAN	32.009	80	OVEL	20.987	17	240	SCANLON	53.119	53.281	0.162
18	4	KILLWORTH	32.158	6	FIRTH	21.020	18	4	KILLWORTH	53.137	53.137	0.000
19	139	MARLEY	32.199	151	DENYER	21.025	19	6	FIRTH	53.226	53.353	0.127
20	6	FIRTH	32.206	240	SCANLON	21.114	20	80	OVEL	53.364	53.538	0.174
21	80	OVEL	32.377	103	GOFFORD	21.277	21	103	GOFFORD	53.752	53.928	0.176
22	103	GOFFORD	32.475	84	BRANCO	21.329	22	139	MARLEY	53.780	54.053	0.273
23	84	BRANCO	32.592	139	MARLEY	21.581	23	84	BRANCO	53.921	54.106	0.185
24	46	DRAPER	32.925	46	DRAPER	21.857	24	46	DRAPER	54.782	54.782	0.000

BMCRC - MRO Championships 2022 - Rnd 9 @ Brands Hatch Indy

Thunderbike Extreme & Ultra

RACE 19 - STATISTICS

Competitors Started 24
Planned Start 2022-10-01 @ 17:30:00.000
Actual Start 2022-10-01 @ 17:09:34.149
Finish Time 2022-10-01 @ 17:17:55.153
Track Length 1.2079mi.
Total Laps 235
Total Distance Covered 283.8672mi.

Session Fastest Lap History

NO	CL	NAME	LAP TIME	TIME OF DAY	LAP	VEHICLE
47	U	Daryl DANCE	49.231	17:11:17.841	2	Yamaha YZF R1
47	U	Daryl DANCE	49.090	17:12:06.931	3	Yamaha YZF R1

Session Leader History

NO	CL	NAME	FROM LAP	LAPS LED	DISTANCE	VEHICLE
47	U	Daryl DANCE	1	10	12.07 miles	Yamaha YZF R1

Flag History

TYPE	TIME OF DAY
GREEN	17:09:34.149
FINISH	17:17:55.153

Flag Statistics

TYPE	COUNT	TOTAL LAPS	TOTAL TIME
Green	1	10	9:21.970
Red	0	0	0.000
Safety Car	0	0	0.000
FCY	0	0	0.000

BMCRC - MRO Championships 2022 - Rnd 9 @ Brands Hatch Indy

Thunderbike Extreme & Ultra

RACE 19 - STATISTICS

CLASS : E

11 Starters

Fastest Lap History

NO	NAME	LAP TIME	TIME OF DAY	LAP	VEHICLE
31	Max MACRAE	51.778	17:11:22.973	2	Yamaha R6 5eb
1	David MAY	51.564	17:11:24.044	2	Suzuki GSXR 750 K1
31	Max MACRAE	51.340	17:12:14.312	3	Yamaha R6 5eb
1	David MAY	50.942	17:13:06.490	4	Suzuki GSXR 750 K1

Leader History

NO	NAME	FROM LAP	LAPS LED	DISTANCE	VEHICLE
31	Max MACRAE	1	7	8.45 miles	Yamaha R6 5eb
1	David MAY	8	1	1.20 miles	Suzuki GSXR 750 K1
31	Max MACRAE	9	2	2.41 miles	Yamaha R6 5eb

BMCRC - MRO Championships 2022 - Rnd 9 @ Brands Hatch Indy

Thunderbike Extreme & Ultra

RACE 19 - STATISTICS

CLASS : U

13 Starters

Fastest Lap History

NO	NAME	LAP TIME	TIME OF DAY	LAP	VEHICLE
47	Daryl DANCE	49.231	17:11:17.841	2	Yamaha YZF R1
47	Daryl DANCE	49.090	17:12:06.931	3	Yamaha YZF R1

Leader History

NO	NAME	FROM LAP	LAPS LED	DISTANCE	VEHICLE
47	Daryl DANCE	1	10	12.07 miles	Yamaha YZF R1

BMCRC - MRO Championships 2022 - Rnd 9 @ Brands Hatch Indy

Thunderbike Extreme & Ultra

RACE 10 - GRID (12 Laps)



ROW 8	24	54.782	46	Adrian DRAPER	23	54.106	84	Ricardo BRANCO	22	54.053	139	Rob MARLEY	
ROW 7		53.928	21	103	Craig GOFFORD	20	53.538	80	Mark OVEL	19	53.353	6	Andrew FIRTH
ROW 6	18	53.281	240	Andy SCANLON	17	53.144	21	Danny BRENNAN	16	53.137	4	Hayden KILLWORTH	
ROW 5		52.487	15	19	Tyler DONOVAN	14	52.434	151	Andrew DENYER	13	52.287	51	Michael HOGARTH
ROW 4	12	51.722	71	Oliver MACRAE	11	51.520	78	Jamie THOMAS	10	51.297	31	Max MACRAE	
ROW 3		50.977	9	17	Jordan KILLWORTH	8	50.942	1	David MAY	7	50.910	8	Dave SAUNDERS
ROW 2	6	50.335	45	Chad HASHMI	5	50.263	102	James FEARN	4	50.229	707	Alex SYMON	
ROW 1		49.707	3	20	Connor SWYER	2	49.549	5	Stacey KILLWORTH	1	49.090	47	Daryl DANCE
Pole													

Brands Hatch Indy: 1.2079 miles

These results are provisional until the conclusion of any judicial and technical matters.

Clerk Of Course :	Stewards :	Timekeeper : <i>Craig Smith</i>
-------------------	------------	------------------------------------

Results can be found at www.tsl-timing.com

Printed - 17:20 Saturday, 01 October 2022



BMCRC - MRO Championships 2022 - Rnd 9 @ Brands Hatch Indy

Thunderbike Extreme & Ultra RACE 10 - CLASSIFICATION



POS	NO	CL	PIC NAME	ENTRY	LAPS	TIME	GAP	DIFF	MPH	BEST	ON
1	47	U	1 Daryl DANCE	Yamaha YZF R1 - 2 brothers scaffolding	12	10:01.131			86.80	49.309	5
2	45	U	2 Chad HASHMI	Suzuki GSXR1000 -	12	10:05.687	4.556	4.556	86.15	49.640	4
3	5	U	3 Stacey KILLWORTH	Suzuki GSXR 1000 - Greenplant/Evrens	12	10:05.794	4.663	0.107	86.14	49.682	4
4	20	U	4 Connor SWYER	Suzuki GSXR 1000 K6 - WSC Performace & lleithyr i	12	10:11.537	10.406	5.743	85.33	49.421	8
5	707	U	5 Alex SYMON	Suzuki RG500 - MCW	12	10:15.593	14.462	4.056	84.76	50.222	6
6	102	U	6 James FEARN	Suzuki GSXR1000 - Jwf tiling, palmer race skool, th	12	10:15.662	14.531	0.069	84.75	50.237	6
7	17	U	7 Jordan KILLWORTH	Kawasaki ZX-10R - BK Racing / Rabbit	12	10:22.107	20.976	6.445	83.88	50.416	12
8	78	U	8 Jamie THOMAS	Suzuki GSXR 1000 - Team RubyRacing	12	10:22.729	21.598	0.622	83.79	50.906	9
9	1	E	1 David MAY	Suzuki GSXR 750 K1 - ELP Racing	12	10:29.242	28.111	6.513	82.93	51.266	3
10	19	U	9 Tyler DONOVAN	Kawasaki ZX10R -	12	10:35.557	34.426	6.315	82.10	52.005	11
11	4	U	10 Hayden KILLWORTH	Kawasaki ZX10R - Stacey Killworth & Alex Killworth	12	10:35.827	34.696	0.270	82.07	51.893	12
12	51	E	2 Michael HOGARTH	Suzuki GSXR 750 K1 - WHR Racing	12	10:39.506	38.375	3.679	81.59	52.120	8
13	151	E	3 Andrew DENYER	Yamaha OWO1 - me	12	10:45.205	44.074	5.699	80.87	52.533	6
14	6	E	4 Andrew FIRTH	Yamaha YZF-R1 - LTRmotorcycles.co.uk / Palmer F	12	10:53.676	52.545	8.471	79.83	53.503	12
15	21	U	11 Danny BRENNAN	Suzuki GSXR 1000 -	12	10:53.982	52.851	0.306	79.79	52.940	10
16	240	E	5 Andy SCANLON	Ducati 996 - hel, Continental, Dads wallet	11	10:07.957	1 Lap	1 Lap	78.68	53.748	3
17	103	E	6 Craig GOFFORD	Yamaha R1 4XV - Guardian warm roofs, Meala Rac	11	10:12.729	1 Lap	4.772	78.06	53.465	10
18	139	E	7 Rob MARLEY	Honda CBR600F3 - PearTree Racing	11	10:15.328	1 Lap	2.599	77.73	53.992	11
19	84	E	8 Ricardo BRANCO	Yamaha R1 - IMP Racing	11	10:15.948	1 Lap	0.620	77.66	54.883	9
20	46	E	9 Adrian DRAPER	Suzuki GSXR 750 - droopy racing uk	11	10:18.508	1 Lap	2.560	77.33	54.892	9

FASTEST LAP

47	U	Daryl DANCE	Yamaha YZF R1 - 2 brothers scaffolding	5	49.309	88.19 mph	141.92 kph
1	E	David MAY	Suzuki GSXR 750 K1 - ELP Racing	3	51.266	84.82 mph	136.51 kph

Class U - 92.5% of Race Speed = 80.29 mph
Class E - 92.5% of Race Speed = 76.71 mph

Weather / Track : Sunny / Dry

These results are provisional until the conclusion of any judicial and technical matters.

Race Distance: 12 Laps / 14.49 miles

Brands Hatch Indy: 1.2079 miles

Date: 02/10/2022 Start: 13:40 Finish: 13:50

Clerk Of Course :

Stewards :

Timekeeper :

Craig Smith

Results can be found at www.tsl-timing.com

Printed - 13:51 Sunday, 02 October 2022



BMCRC - MRO Championships 2022 - Rnd 9 @ Brands Hatch Indy

Thunderbike Extreme & Ultra

RACE 10 - LAP CHART

LAP 1 @ 13:41:00.289

NO	BEHIND	LAP TIME
47		53.828
45	1.441	55.269
5	1.542	55.370
707	2.796	56.624
20	3.157	56.985
102	3.246	57.074
1	3.852	57.680
17	4.774	58.602
78	4.968	58.796
19	5.670	59.498
151	6.388	1:00.216
4	6.472	1:00.300
51	6.770	1:00.598
240	7.513	1:01.341
6	7.762	1:01.590
21	7.943	1:01.771
84	8.966	1:02.794
139	9.798	1:03.626
46	10.109	1:03.937
103	10.314	1:04.142

LAP 2 @ 13:41:49.975

NO	BEHIND	LAP TIME
47		49.686
45	1.937	50.182
5	2.106	50.250
102	4.566	51.006
707	4.877	51.767
20	5.052	51.581
1	5.849	51.683
78	6.830	51.548
17	7.161	52.073
19	8.932	52.948
4	9.201	52.415
151	10.005	53.303
51	10.105	53.021
240	11.860	54.033
6	12.274	54.198
21	12.468	54.211
84	15.150	55.870
139	15.982	55.870
103	16.299	55.671
46	16.528	56.105

LAP 3 @ 13:42:39.850

NO	BEHIND	LAP TIME
47		49.875
45	1.872	49.810
5	2.222	49.991
102	5.153	50.462
20	5.718	50.541
707	6.237	51.235
1	7.240	51.266
78	8.191	51.236
17	8.845	51.559
4	11.637	52.311
19	11.716	52.659
51	13.328	53.098
151	13.929	53.799
240	15.733	53.748
6	16.205	53.806
21	16.388	53.795

103	21.122	54.698
84	21.164	55.889
139	21.539	55.432
46	22.280	55.627

LAP 4 @ 13:43:29.339

NO	BEHIND	LAP TIME
47		49.489
45	2.023	49.640
5	2.415	49.682
102	6.447	50.783
20	6.588	50.359
707	7.145	50.397
1	9.297	51.546
78	9.925	51.223
17	10.652	51.296
19	14.781	52.554
4	15.075	52.927
51	16.397	52.558
151	17.544	53.104
240	20.319	54.075
6	20.810	54.094
21	21.031	54.132
84	26.944	55.269
139	27.306	55.256
103	27.583	55.950
46	28.501	55.710

LAP 5 @ 13:44:18.648

NO	BEHIND	LAP TIME
47		49.309
45	2.681	49.967
5	2.854	49.748
20	7.479	50.200
102	7.839	50.701
707	8.225	50.389
1	11.797	51.809
78	11.869	51.253
17	12.604	51.261
19	18.021	52.549
4	18.297	52.531
51	19.893	52.805
151	21.130	52.895
6	25.455	53.954
240	26.197	55.187
21	26.318	54.596
84	32.995	55.360
139	33.377	55.380
103	33.563	55.289
46	34.125	54.933

LAP 6 @ 13:45:08.017

NO	BEHIND	LAP TIME
47		49.369
5	3.556	50.071
45	3.765	50.453
20	8.038	49.928
102	8.707	50.237
707	9.078	50.222
78	14.457	51.957
17	14.673	51.438
1	16.006	53.578
4	21.266	52.338
19	21.326	52.674

51	23.099	52.575
151	24.294	52.533
6	30.223	54.137
240	31.276	54.448
21	31.295	54.346
84	38.805	55.179
139	39.224	55.216
103	39.412	55.218
46	39.912	55.156

LAP 7 @ 13:45:57.363

NO	BEHIND	LAP TIME
47		49.346
5	4.083	49.873
45	4.164	49.745
20	8.414	49.722
102	10.517	51.156
707	10.998	51.266
78	16.279	51.168
17	16.424	51.097
1	18.327	51.667
19	24.289	52.309
4	24.504	52.584
51	25.999	52.246
151	28.053	53.105
6	34.600	53.723
21	35.594	53.645
240	37.018	55.088
84	44.808	55.349
103	45.171	55.105
139	45.541	55.663
46	46.116	55.550

LAP 8 @ 13:46:47.005

NO	BEHIND	LAP TIME
47		49.642
45	4.522	50.000
5	4.616	50.175
20	8.193	49.421
102	11.594	50.719
707	11.903	50.547
78	17.916	51.279
17	18.057	51.275
1	20.505	51.820
19	26.707	52.060
4	27.084	52.222
51	28.477	52.120
151	31.714	53.303
6	38.656	53.698
21	39.266	53.314
240	42.560	55.184
84	50.336	55.170

LAP 9 @ 13:47:37.417

NO	BEHIND	LAP TIME
47		50.412
103	1 Lap	54.894
139	1 Lap	55.084
46	1 Lap	55.206
45	3.912	49.802
5	4.734	50.530
20	7.883	50.102
102	11.794	50.612
707	12.233	50.742

78	18.410	50.906
17	18.768	51.123
1	22.174	52.081
19	28.489	52.194
4	28.757	52.085
51	30.535	52.470
151	34.522	53.220
6	41.785	53.541
21	42.779	53.925
240	47.185	55.037

LAP 10 @ 13:48:27.604

NO	BEHIND	LAP TIME
47		50.187
103	1 Lap	54.719
84	1 Lap	54.883
45	4.681	50.956
5	4.695	50.148
139	1 Lap	55.079
46	1 Lap	54.892
20	7.728	50.032
102	12.190	50.583
707	12.513	50.467
78	19.542	51.319
17	19.609	51.028
1	23.880	51.893
19	30.398	52.096
4	30.707	52.137
51	32.640	52.292
151	37.454	53.119
6	45.373	53.775
21	45.532	52.940

LAP 11 @ 13:49:17.540

NO	BEHIND	LAP TIME
47		49.936
240	1 Lap	55.109
5	4.740	49.981
45	4.831	50.086
103	1 Lap	53.465
20	9.379	51.587
84	1 Lap	54.929
139	1 Lap	54.730
46	1 Lap	56.373
102	12.793	50.539
707	13.389	50.812
78	20.592	50.986
17	20.612	50.939
1	26.008	52.064
19	32.467	52.005
4	32.855	52.084
51	35.796	53.092
151	40.579	53.061
6	49.094	53.657
21	49.355	53.759

LAP 12 @ 13:50:07.592

NO	BEHIND	LAP TIME
47		50.052
45	4.556	49.777
5	4.663	49.975
240	1 Lap	54.707
20	10.406	51.079
103	1 Lap	53.578

139	1 Lap	53.992
707	14.462	51.125
102	14.531	51.790
84	1 Lap	55.256
46	1 Lap	55.019
17	20.976	50.416
78	21.598	51.058
1	28.111	52.155
19	34.426	52.011
4	34.696	51.893
51	38.375	52.631
151	44.074	53.547
6	52.545	53.503
21	52.851	53.548

BMCRC - MRO Championships 2022 - Rnd 9 @ Brands Hatch Indy

Thunderbike Extreme & Ultra

RACE 10 - SECTOR ANALYSIS



SECTOR 1 = FL to I1, SECTOR 2 = I1 to FL, DIFF = Difference To Personal Best Lap, P = Crossed Finish Line in Pit Lane, D = Time Disallowed

P1 47 U		Daryl DANCE		Yamaha YZF R1 - 2 brothers scaffolding			
IDEAL LAP TIME : 49.249		BEST LAP TIME : 49.309		DIFFERENCE : 0.060			
LAP	SECTOR 1	SECTOR 2	LAP TIME	MPH	DIFF	TIME OF DAY	
1 -		19.563	53.828	80.78	4.519	13:41:00.289	
2 -	29.957	19.729	49.686	87.52	0.377	13:41:49.975	
3 -	30.220	19.655	49.875	87.19	0.566	13:42:39.850	
4 -	29.823	19.666	49.489	87.87	0.180	13:43:29.339	
5 -	29.812	19.497	49.309 (1)	88.19		13:44:18.648	
6 -	29.752	19.617	49.369 (3)	88.08	0.060	13:45:08.017	
7 -	29.782	19.564	49.346 (2)	88.12	0.037	13:45:57.363	
8 -	30.042	19.600	49.642	87.59	0.333	13:46:47.005	
9 -	30.162	20.250	50.412	86.26	1.103	13:47:37.417	
10 -	30.282	19.905	50.187	86.64	0.878	13:48:27.604	
11 -	30.091	19.845	49.936	87.08	0.627	13:49:17.540	
12 -	30.284	19.768	50.052	86.88	0.743	13:50:07.592	

P2 45 U		Chad HASHMI		Suzuki GSXR1000 -			
IDEAL LAP TIME : 49.549		BEST LAP TIME : 49.640		DIFFERENCE : 0.091			
LAP	SECTOR 1	SECTOR 2	LAP TIME	MPH	DIFF	TIME OF DAY	
1 -		20.258	55.269	78.67	5.629	13:41:01.730	
2 -	30.038	20.144	50.182	86.65	0.542	13:41:51.912	
3 -	29.859	19.951	49.810	87.30	0.170	13:42:41.722	
4 -	29.743	19.897	49.640 (1)	87.60		13:43:31.362	
5 -	29.927	20.040	49.967	87.02	0.327	13:44:21.329	
6 -	30.442	20.011	50.453	86.19	0.813	13:45:11.782	
7 -	29.939	19.806	49.745 (2)	87.41	0.105	13:46:01.527	
8 -	29.955	20.045	50.000	86.97	0.360	13:46:51.527	
9 -	29.920	19.882	49.802	87.31	0.162	13:47:41.329	
10 -	30.091	20.865	50.956	85.34	1.316	13:48:32.285	
11 -	30.106	19.980	50.086	86.82	0.446	13:49:22.371	
12 -	29.797	19.980	49.777 (3)	87.36	0.137	13:50:12.148	

P3 5 U		Stacey KILLWORTH		Suzuki GSXR 1000 - Greenplant/Everns			
IDEAL LAP TIME : 49.654		BEST LAP TIME : 49.682		DIFFERENCE : 0.028			
LAP	SECTOR 1	SECTOR 2	LAP TIME	MPH	DIFF	TIME OF DAY	
1 -		20.258	55.370	78.53	5.688	13:41:01.831	
2 -	30.187	20.063	50.250	86.53	0.568	13:41:52.081	
3 -	29.958	20.033	49.991	86.98	0.309	13:42:42.072	
4 -	29.790	19.892	49.682 (1)	87.52		13:43:31.754	
5 -	29.846	19.902	49.748 (2)	87.41	0.066	13:44:21.502	
6 -	30.019	20.052	50.071	86.84	0.389	13:45:11.573	
7 -	29.840	20.033	49.873 (3)	87.19	0.191	13:46:01.446	
8 -	30.146	20.029	50.175	86.66	0.493	13:46:51.621	
9 -	30.596	19.934	50.530	86.05	0.848	13:47:42.151	
10 -	29.762	20.386	50.148	86.71	0.466	13:48:32.299	
11 -	29.969	20.012	49.981	87.00	0.299	13:49:22.280	
12 -	30.074	19.901	49.975	87.01	0.293	13:50:12.255	

BMCRC - MRO Championships 2022 - Rnd 9 @ Brands Hatch Indy

Thunderbike Extreme & Ultra

RACE 10 - SECTOR ANALYSIS



SECTOR 1 = FL to I1, SECTOR 2 = I1 to FL, DIFF = Difference To Personal Best Lap, P = Crossed Finish Line in Pit Lane, D = Time Disallowed

P4		20 U		Connor SWYER		Suzuki GSXR 1000 K6 - WSC Performace & lleithyr farm & dad	
IDEAL LAP TIME : 49.421		BEST LAP TIME : 49.421		DIFFERENCE : 0.000			
LAP	SECTOR 1	SECTOR 2	LAP TIME	MPH	DIFF	TIME OF DAY	
1 -		20.647	56.985	76.31	7.564	13:41:03.446	
2 -	31.103	20.478	51.581	84.30	2.160	13:41:55.027	
3 -	30.393	20.148	50.541	86.04	1.120	13:42:45.568	
4 -	30.316	20.043	50.359	86.35	0.938	13:43:35.927	
5 -	30.173	20.027	50.200	86.62	0.779	13:44:26.127	
6 -	29.762	20.166	49.928 (3)	87.09	0.507	13:45:16.055	
7 -	29.863	19.859	49.722 (2)	87.45	0.301	13:46:05.777	
8 -	29.633	19.788	49.421 (1)	87.99		13:46:55.198	
9 -	30.008	20.094	50.102	86.79	0.681	13:47:45.300	
10 -	30.059	19.973	50.032	86.91	0.611	13:48:35.332	
11 -	30.444	21.143	51.587	84.29	2.166	13:49:26.919	
12 -	30.748	20.331	51.079	85.13	1.658	13:50:17.998	

P5		707 U		Alex SYMON		Suzuki RG500 - MCW	
IDEAL LAP TIME : 50.110		BEST LAP TIME : 50.222		DIFFERENCE : 0.112			
LAP	SECTOR 1	SECTOR 2	LAP TIME	MPH	DIFF	TIME OF DAY	
1 -		20.516	56.624	76.79	6.402	13:41:03.085	
2 -	31.127	20.640	51.767	84.00	1.545	13:41:54.852	
3 -	31.089	20.146	51.235	84.87	1.013	13:42:46.087	
4 -	30.440	19.957	50.397 (3)	86.28	0.175	13:43:36.484	
5 -	30.359	20.030	50.389 (2)	86.30	0.167	13:44:26.873	
6 -	30.315	19.907	50.222 (1)	86.58		13:45:17.095	
7 -	31.206	20.060	51.266	84.82	1.044	13:46:08.361	
8 -	30.483	20.064	50.547	86.03	0.325	13:46:58.908	
9 -	30.697	20.045	50.742	85.70	0.520	13:47:49.650	
10 -	30.203	20.264	50.467	86.16	0.245	13:48:40.117	
11 -	30.726	20.086	50.812	85.58	0.590	13:49:30.929	
12 -	30.632	20.493	51.125	85.05	0.903	13:50:22.054	

P6		102 U		James FEARN		Suzuki GSXR1000 - Jwf tiling, palmer race skool, the factory	
IDEAL LAP TIME : 50.237		BEST LAP TIME : 50.237		DIFFERENCE : 0.000			
LAP	SECTOR 1	SECTOR 2	LAP TIME	MPH	DIFF	TIME OF DAY	
1 -		20.640	57.074	76.19	6.837	13:41:03.535	
2 -	30.623	20.383	51.006	85.25	0.769	13:41:54.541	
3 -	30.273	20.189	50.462 (2)	86.17	0.225	13:42:45.003	
4 -	30.420	20.363	50.783	85.63	0.546	13:43:35.786	
5 -	30.503	20.198	50.701	85.76	0.464	13:44:26.487	
6 -	30.071	20.166	50.237 (1)	86.56		13:45:16.724	
7 -	30.770	20.386	51.156	85.00	0.919	13:46:07.880	
8 -	30.405	20.314	50.719	85.73	0.482	13:46:58.599	
9 -	30.388	20.224	50.612	85.92	0.375	13:47:49.211	
10 -	30.188	20.395	50.583	85.96	0.346	13:48:39.794	
11 -	30.341	20.198	50.539 (3)	86.04	0.302	13:49:30.333	
12 -	30.537	21.253	51.790	83.96	1.553	13:50:22.123	

BMCRC - MRO Championships 2022 - Rnd 9 @ Brands Hatch Indy

Thunderbike Extreme & Ultra

RACE 10 - SECTOR ANALYSIS



SECTOR 1 = FL to I1, SECTOR 2 = I1 to FL, DIFF = Difference To Personal Best Lap, P = Crossed Finish Line in Pit Lane, D = Time Disallowed

P7 17 U		Jordan KILLWORTH		Kawasaki ZX-10R - BK Racing / Rabbit			
IDEAL LAP TIME : 50.416		BEST LAP TIME : 50.416		DIFFERENCE : 0.000			
LAP	SECTOR 1	SECTOR 2	LAP TIME	MPH	DIFF	TIME OF DAY	
1 -		20.872	58.602	74.20	8.186	13:41:05.063	
2 -	31.570	20.503	52.073	83.50	1.657	13:41:57.136	
3 -	31.088	20.471	51.559	84.34	1.143	13:42:48.695	
4 -	31.092	20.204	51.296	84.77	0.880	13:43:39.991	
5 -	31.104	20.157	51.261	84.83	0.845	13:44:31.252	
6 -	31.043	20.395	51.438	84.54	1.022	13:45:22.690	
7 -	30.867	20.230	51.097	85.10	0.681	13:46:13.787	
8 -	30.996	20.279	51.275	84.80	0.859	13:47:05.062	
9 -	30.885	20.238	51.123	85.06	0.707	13:47:56.185	
10 -	30.842	20.186	51.028 (3)	85.21	0.612	13:48:47.213	
11 -	30.789	20.150	50.939 (2)	85.36	0.523	13:49:38.152	
12 -	30.289	20.127	50.416 (1)	86.25		13:50:28.568	

P8 78 U		Jamie THOMAS		Suzuki GSXR 1000 - Team RubyRacing			
IDEAL LAP TIME : 50.906		BEST LAP TIME : 50.906		DIFFERENCE : 0.000			
LAP	SECTOR 1	SECTOR 2	LAP TIME	MPH	DIFF	TIME OF DAY	
1 -		20.793	58.796	73.95	7.890	13:41:05.257	
2 -	31.147	20.401	51.548	84.36	0.642	13:41:56.805	
3 -	30.904	20.332	51.236	84.87	0.330	13:42:48.041	
4 -	30.749	20.474	51.223	84.89	0.317	13:43:39.264	
5 -	30.923	20.330	51.253	84.84	0.347	13:44:30.517	
6 -	31.437	20.520	51.957	83.69	1.051	13:45:22.474	
7 -	30.823	20.345	51.168	84.98	0.262	13:46:13.642	
8 -	30.815	20.464	51.279	84.80	0.373	13:47:04.921	
9 -	30.634	20.272	50.906 (1)	85.42		13:47:55.827	
10 -	31.003	20.316	51.319	84.73	0.413	13:48:47.146	
11 -	30.655	20.331	50.986 (2)	85.29	0.080	13:49:38.132	
12 -	30.668	20.390	51.058 (3)	85.16	0.152	13:50:29.190	

P9 1 E		David MAY		Suzuki GSXR 750 K1 - ELP Racing			
IDEAL LAP TIME : 51.205		BEST LAP TIME : 51.266		DIFFERENCE : 0.061			
LAP	SECTOR 1	SECTOR 2	LAP TIME	MPH	DIFF	TIME OF DAY	
1 -		20.814	57.680	75.39	6.414	13:41:04.141	
2 -	31.015	20.668	51.683	84.13	0.417	13:41:55.824	
3 -	30.879	20.387	51.266 (1)	84.82		13:42:47.090	
4 -	30.818	20.728	51.546 (2)	84.36	0.280	13:43:38.636	
5 -	31.073	20.736	51.809	83.93	0.543	13:44:30.445	
6 -	32.694	20.884	53.578	81.16	2.312	13:45:24.023	
7 -	31.045	20.622	51.667 (3)	84.16	0.401	13:46:15.690	
8 -	31.061	20.759	51.820	83.91	0.554	13:47:07.510	
9 -	31.203	20.878	52.081	83.49	0.815	13:47:59.591	
10 -	31.128	20.765	51.893	83.79	0.627	13:48:51.484	
11 -	31.278	20.786	52.064	83.52	0.798	13:49:43.548	
12 -	31.395	20.760	52.155	83.37	0.889	13:50:35.703	

BMCRC - MRO Championships 2022 - Rnd 9 @ Brands Hatch Indy

Thunderbike Extreme & Ultra

RACE 10 - SECTOR ANALYSIS



SECTOR 1 = FL to I1, SECTOR 2 = I1 to FL, DIFF = Difference To Personal Best Lap, P = Crossed Finish Line in Pit Lane, D = Time Disallowed

P10 19 U		Tyler DONOVAN		Kawasaki ZX10R -			
IDEAL LAP TIME : 51.939		BEST LAP TIME : 52.005		DIFFERENCE : 0.066			
LAP	SECTOR 1	SECTOR 2	LAP TIME	MPH	DIFF	TIME OF DAY	
1 -		21.461	59.498	73.08	7.493	13:41:05.959	
2 -	31.648	21.300	52.948	82.12	0.943	13:41:58.907	
3 -	31.486	21.173	52.659	82.58	0.654	13:42:51.566	
4 -	31.675	20.879	52.554	82.74	0.549	13:43:44.120	
5 -	31.605	20.944	52.549	82.75	0.544	13:44:36.669	
6 -	31.494	21.180	52.674	82.55	0.669	13:45:29.343	
7 -	31.323	20.986	52.309	83.13	0.304	13:46:21.652	
8 -	31.349	20.711	52.060 (3)	83.53	0.055	13:47:13.712	
9 -	31.295	20.899	52.194	83.31	0.189	13:48:05.906	
10 -	31.275	20.821	52.096	83.47	0.091	13:48:58.002	
11 -	31.319	20.686	52.005 (1)	83.61		13:49:50.007	
12 -	31.347	20.664	52.011 (2)	83.60	0.006	13:50:42.018	

P11 4 U		Hayden KILLWORTH		Kawasaki ZX10R - Stacey Killworth & Alex Killworth			
IDEAL LAP TIME : 51.871		BEST LAP TIME : 51.893		DIFFERENCE : 0.022			
LAP	SECTOR 1	SECTOR 2	LAP TIME	MPH	DIFF	TIME OF DAY	
1 -		21.427	1:00.300	72.11	8.407	13:41:06.761	
2 -	31.653	20.762	52.415	82.96	0.522	13:41:59.176	
3 -	31.425	20.886	52.311	83.12	0.418	13:42:51.487	
4 -	31.969	20.958	52.927	82.16	1.034	13:43:44.414	
5 -	31.499	21.032	52.531	82.78	0.638	13:44:36.945	
6 -	31.452	20.886	52.338	83.08	0.445	13:45:29.283	
7 -	31.622	20.962	52.584	82.69	0.691	13:46:21.867	
8 -	31.340	20.882	52.222	83.27	0.329	13:47:14.089	
9 -	31.144	20.941	52.085 (3)	83.49	0.192	13:48:06.174	
10 -	31.231	20.906	52.137	83.40	0.244	13:48:58.311	
11 -	31.215	20.869	52.084 (2)	83.49	0.191	13:49:50.395	
12 -	31.166	20.727	51.893 (1)	83.79		13:50:42.288	

P12 51 E		Michael HOGARTH		Suzuki GSXR 750 K1 - WHR Racing			
IDEAL LAP TIME : 51.925		BEST LAP TIME : 52.120		DIFFERENCE : 0.195			
LAP	SECTOR 1	SECTOR 2	LAP TIME	MPH	DIFF	TIME OF DAY	
1 -		21.564	1:00.598	71.76	8.478	13:41:07.059	
2 -	31.831	21.190	53.021	82.01	0.901	13:42:00.080	
3 -	31.863	21.235	53.098	81.89	0.978	13:42:53.178	
4 -	31.491	21.067	52.558	82.73	0.438	13:43:45.736	
5 -	31.569	21.236	52.805	82.35	0.685	13:44:38.541	
6 -	31.420	21.155	52.575	82.71	0.455	13:45:31.116	
7 -	31.387	20.859	52.246 (2)	83.23	0.126	13:46:23.362	
8 -	31.107	21.013	52.120 (1)	83.43		13:47:15.482	
9 -	31.391	21.079	52.470	82.87	0.350	13:48:07.952	
10 -	31.066	21.226	52.292 (3)	83.16	0.172	13:49:00.244	
11 -	31.717	21.375	53.092	81.90	0.972	13:49:53.336	
12 -	31.485	21.146	52.631	82.62	0.511	13:50:45.967	

BMCRC - MRO Championships 2022 - Rnd 9 @ Brands Hatch Indy

Thunderbike Extreme & Ultra

RACE 10 - SECTOR ANALYSIS



SECTOR 1 = FL to I1, SECTOR 2 = I1 to FL, DIFF = Difference To Personal Best Lap, P = Crossed Finish Line in Pit Lane, D = Time Disallowed

P13 151 E		Andrew DENYER		Yamaha OW01 - me		
IDEAL LAP TIME : 52.533		BEST LAP TIME : 52.533		DIFFERENCE : 0.000		
LAP	SECTOR 1	SECTOR 2	LAP TIME	MPH	DIFF	TIME OF DAY
1 -		21.539	1:00.216	72.21	7.683	13:41:06.677
2 -	31.854	21.449	53.303	81.58	0.770	13:41:59.980
3 -	31.997	21.802	53.799	80.83	1.266	13:42:53.779
4 -	31.878	21.226	53.104	81.88	0.571	13:43:46.883
5 -	31.709	21.186	52.895 (2)	82.21	0.362	13:44:39.778
6 -	31.453	21.080	52.533 (1)	82.77		13:45:32.311
7 -	31.698	21.407	53.105	81.88	0.572	13:46:25.416
8 -	32.039	21.264	53.303	81.58	0.770	13:47:18.719
9 -	32.014	21.206	53.220	81.70	0.687	13:48:11.939
10 -	31.811	21.308	53.119	81.86	0.586	13:49:05.058
11 -	31.708	21.353	53.061 (3)	81.95	0.528	13:49:58.119
12 -	32.114	21.433	53.547	81.21	1.014	13:50:51.666

P14 6 E		Andrew FIRTH		Yamaha YZF-R1 - LTRmotorcycles.co.uk / Palmer Race Skool /		
IDEAL LAP TIME : 53.328		BEST LAP TIME : 53.503		DIFFERENCE : 0.175		
LAP	SECTOR 1	SECTOR 2	LAP TIME	MPH	DIFF	TIME OF DAY
1 -		21.859	1:01.590	70.60	8.087	13:41:08.051
2 -	32.521	21.677	54.198	80.23	0.695	13:42:02.249
3 -	32.303	21.503	53.806	80.82	0.303	13:42:56.055
4 -	32.547	21.547	54.094	80.38	0.591	13:43:50.149
5 -	32.344	21.610	53.954	80.59	0.451	13:44:44.103
6 -	32.464	21.673	54.137	80.32	0.634	13:45:38.240
7 -	32.145	21.578	53.723	80.94	0.220	13:46:31.963
8 -	32.230	21.468	53.698	80.98	0.195	13:47:25.661
9 -	32.151	21.390	53.541 (2)	81.22	0.038	13:48:19.202
10 -	32.323	21.452	53.775	80.86	0.272	13:49:12.977
11 -	32.225	21.432	53.657 (3)	81.04	0.154	13:50:06.634
12 -	32.320	21.183	53.503 (1)	81.27		13:51:00.137

P15 21 U		Danny BRENNAN		Suzuki GSXR 1000 -		
IDEAL LAP TIME : 52.940		BEST LAP TIME : 52.940		DIFFERENCE : 0.000		
LAP	SECTOR 1	SECTOR 2	LAP TIME	MPH	DIFF	TIME OF DAY
1 -		21.624	1:01.771	70.39	8.831	13:41:08.232
2 -	32.803	21.408	54.211	80.21	1.271	13:42:02.443
3 -	32.506	21.289	53.795	80.83	0.855	13:42:56.238
4 -	32.447	21.685	54.132	80.33	1.192	13:43:50.370
5 -	32.891	21.705	54.596	79.65	1.656	13:44:44.966
6 -	33.026	21.320	54.346	80.01	1.406	13:45:39.312
7 -	32.452	21.193	53.645	81.06	0.705	13:46:32.957
8 -	32.230	21.084	53.314 (2)	81.56	0.374	13:47:26.271
9 -	32.620	21.305	53.925	80.64	0.985	13:48:20.196
10 -	32.003	20.937	52.940 (1)	82.14		13:49:13.136
11 -	32.440	21.319	53.759	80.89	0.819	13:50:06.895
12 -	32.573	20.975	53.548 (3)	81.20	0.608	13:51:00.443

BMCRC - MRO Championships 2022 - Rnd 9 @ Brands Hatch Indy

Thunderbike Extreme & Ultra

RACE 10 - SECTOR ANALYSIS



SECTOR 1 = FL to I1, SECTOR 2 = I1 to FL, DIFF = Difference To Personal Best Lap, P = Crossed Finish Line in Pit Lane, D = Time Disallowed

P16 240 E		Andy SCANLON		Ducati 996 - hel, Continental, Dads wallet		
IDEAL LAP TIME : 53.748		BEST LAP TIME : 53.748		DIFFERENCE : 0.000		
LAP	SECTOR 1	SECTOR 2	LAP TIME	MPH	DIFF	TIME OF DAY
1 -		21.854	1:01.341	70.89	7.593	13:41:07.802
2 -	32.327	21.706	54.033 (2)	80.48	0.285	13:42:01.835
3 -	32.303	21.445	53.748 (1)	80.90		13:42:55.583
4 -	32.377	21.698	54.075 (3)	80.41	0.327	13:43:49.658
5 -	33.234	21.953	55.187	78.79	1.439	13:44:44.845
6 -	32.685	21.763	54.448	79.86	0.700	13:45:39.293
7 -	33.163	21.925	55.088	78.93	1.340	13:46:34.381
8 -	33.143	22.041	55.184	78.80	1.436	13:47:29.565
9 -	33.245	21.792	55.037	79.01	1.289	13:48:24.602
10 -	33.161	21.948	55.109	78.90	1.361	13:49:19.711
11 -	32.909	21.798	54.707	79.48	0.959	13:50:14.418

P17 103 E		Craig GOFFORD		Yamaha R1 4XV - Guardian warm roofs, Meala Racing Develop		
IDEAL LAP TIME : 53.253		BEST LAP TIME : 53.465		DIFFERENCE : 0.212		
LAP	SECTOR 1	SECTOR 2	LAP TIME	MPH	DIFF	TIME OF DAY
1 -		22.436	1:04.142	67.79	10.677	13:41:10.603
2 -	33.322	22.349	55.671	78.11	2.206	13:42:06.274
3 -	32.660	22.038	54.698 (3)	79.50	1.233	13:43:00.972
4 -	33.837	22.113	55.950	77.72	2.485	13:43:56.922
5 -	33.039	22.250	55.289	78.65	1.824	13:44:52.211
6 -	32.980	22.238	55.218	78.75	1.753	13:45:47.429
7 -	32.878	22.227	55.105	78.91	1.640	13:46:42.534
8 -	33.010	21.884	54.894	79.21	1.429	13:47:37.428
9 -	33.214	21.505	54.719	79.47	1.254	13:48:32.147
10 -	32.327	21.138	53.465 (1)	81.33		13:49:25.612
11 -	32.652	20.926	53.578 (2)	81.16	0.113	13:50:19.190

P18 139 E		Rob MARLEY		Honda CBR600F3 - PearTree Racing		
IDEAL LAP TIME : 53.992		BEST LAP TIME : 53.992		DIFFERENCE : 0.000		
LAP	SECTOR 1	SECTOR 2	LAP TIME	MPH	DIFF	TIME OF DAY
1 -		22.813	1:03.626	68.34	9.634	13:41:10.087
2 -	33.455	22.415	55.870	77.83	1.878	13:42:05.957
3 -	32.852	22.580	55.432	78.44	1.440	13:43:01.389
4 -	33.334	21.922	55.256	78.69	1.264	13:43:56.645
5 -	33.163	22.217	55.380	78.52	1.388	13:44:52.025
6 -	32.982	22.234	55.216	78.75	1.224	13:45:47.241
7 -	33.322	22.341	55.663	78.12	1.671	13:46:42.904
8 -	33.080	22.004	55.084	78.94	1.092	13:47:37.988
9 -	32.920	22.159	55.079 (3)	78.95	1.087	13:48:33.067
10 -	32.787	21.943	54.730 (2)	79.45	0.738	13:49:27.797
11 -	32.448	21.544	53.992 (1)	80.54		13:50:21.789

P19 84 E		Ricardo BRANCO		Yamaha R1 - IMP Racing		
IDEAL LAP TIME : 54.879		BEST LAP TIME : 54.883		DIFFERENCE : 0.004		
LAP	SECTOR 1	SECTOR 2	LAP TIME	MPH	DIFF	TIME OF DAY
1 -		22.337	1:02.794	69.25	7.911	13:41:09.255
2 -	33.464	22.406	55.870	77.83	0.987	13:42:05.125
3 -	33.405	22.484	55.889	77.80	1.006	13:43:01.014
4 -	33.111	22.158	55.269	78.68	0.386	13:43:56.283
5 -	33.212	22.148	55.360	78.55	0.477	13:44:51.643
6 -	33.103	22.076	55.179	78.80	0.296	13:45:46.822
7 -	33.343	22.006	55.349	78.56	0.466	13:46:42.171
8 -	33.153	22.017	55.170 (3)	78.82	0.287	13:47:37.341
9 -	33.078	21.805	54.883 (1)	79.23		13:48:32.224
10 -	33.128	21.801	54.929 (2)	79.16	0.046	13:49:27.153
11 -	33.199	22.057	55.256	78.69	0.373	13:50:22.409

BMCRC - MRO Championships 2022 - Rnd 9 @ Brands Hatch Indy

Thunderbike Extreme & Ultra

RACE 10 - SECTOR ANALYSIS



SECTOR 1 = FL to I1, SECTOR 2 = I1 to FL, DIFF = Difference To Personal Best Lap, P = Crossed Finish Line in Pit Lane, D = Time Disallowed

P20 46 E		Adrian DRAPER		Suzuki GSXR 750 - droopy racing uk			
IDEAL LAP TIME : 54.359		BEST LAP TIME : 54.892		DIFFERENCE : 0.533			
LAP	SECTOR 1	SECTOR 2	LAP TIME	MPH	DIFF	TIME OF DAY	
1 -		22.495	1:03.937	68.01	9.045	13:41:10.398	
2 -	33.529	22.576	56.105	77.50	1.213	13:42:06.503	
3 -	33.423	22.204	55.627	78.17	0.735	13:43:02.130	
4 -	33.101	22.609	55.710	78.05	0.818	13:43:57.840	
5 -	32.780	22.153	54.933 (2)	79.16	0.041	13:44:52.773	
6 -	32.994	22.162	55.156	78.84	0.264	13:45:47.929	
7 -	33.167	22.383	55.550	78.28	0.658	13:46:43.479	
8 -	32.980	22.226	55.206	78.77	0.314	13:47:38.685	
9 -	32.811	22.081	54.892 (1)	79.22		13:48:33.577	
10 -	32.659	23.714	56.373	77.13	1.481	13:49:29.950	
11 -	33.319	21.700	55.019 (3)	79.03	0.127	13:50:24.969	

BMCRC - MRO Championships 2022 - Rnd 9 @ Brands Hatch Indy

Thunderbike Extreme & Ultra

RACE 10 - BEST SECTORS

SECTOR 1			SECTOR 2			IDEAL / BEST COMPARISON						
POS	NO	NAME	TIME	NO	NAME	TIME	POS	NO	NAME	IDEAL	BEST	DIFF
									PERFECT LAP	49.130		
1	20	SWYER	29.633	47	DANCE	19.497	1	47	DANCE	49.249	49.309	0.060
2	45	HASHMI	29.743	20	SWYER	19.788	2	20	SWYER	49.421	49.421	0.000
3	47	DANCE	29.752	45	HASHMI	19.806	3	45	HASHMI	49.549	49.640	0.091
4	5	KILLWORTH	29.762	5	KILLWORTH	19.892	4	5	KILLWORTH	49.654	49.682	0.028
5	102	FEARN	30.071	707	SYMON	19.907	5	707	SYMON	50.110	50.222	0.112
6	707	SYMON	30.203	17	KILLWORTH	20.127	6	102	FEARN	50.237	50.237	0.000
7	17	KILLWORTH	30.289	102	FEARN	20.166	7	17	KILLWORTH	50.416	50.416	0.000
8	78	THOMAS	30.634	78	THOMAS	20.272	8	78	THOMAS	50.906	50.906	0.000
9	1	MAY	30.818	1	MAY	20.387	9	1	MAY	51.205	51.266	0.061
10	51	HOGARTH	31.066	19	DONOVAN	20.664	10	4	KILLWORTH	51.871	51.893	0.022
11	4	KILLWORTH	31.144	4	KILLWORTH	20.727	11	51	HOGARTH	51.925	52.120	0.195
12	19	DONOVAN	31.275	51	HOGARTH	20.859	12	19	DONOVAN	51.939	52.005	0.066
13	151	DENYER	31.453	103	GOFFORD	20.926	13	151	DENYER	52.533	52.533	0.000
14	21	BRENNAN	32.003	21	BRENNAN	20.937	14	21	BRENNAN	52.940	52.940	0.000
15	6	FIRTH	32.145	151	DENYER	21.080	15	103	GOFFORD	53.253	53.465	0.212
16	240	SCANLON	32.303	6	FIRTH	21.183	16	6	FIRTH	53.328	53.503	0.175
17	103	GOFFORD	32.327	240	SCANLON	21.445	17	240	SCANLON	53.748	53.748	0.000
18	139	MARLEY	32.448	139	MARLEY	21.544	18	139	MARLEY	53.992	53.992	0.000
19	46	DRAPER	32.659	46	DRAPER	21.700	19	46	DRAPER	54.359	54.892	0.533
20	84	BRANCO	33.078	84	BRANCO	21.801	20	84	BRANCO	54.879	54.883	0.004

BMCRC - MRO Championships 2022 - Rnd 9 @ Brands Hatch Indy

Thunderbike Extreme & Ultra

RACE 10 - STATISTICS

Competitors Started 20
Planned Start 2022-10-02 @ 14:00:00.000
Actual Start 2022-10-02 @ 13:40:06.460
Finish Time 2022-10-02 @ 13:50:07.591
Track Length 1.2079mi.
Total Laps 235
Total Distance Covered 283.8672mi.

Session Fastest Lap History

NO	CL	NAME	LAP TIME	TIME OF DAY	LAP	VEHICLE
47	U	Daryl DANCE	49.686	13:41:50.006	2	Yamaha YZF R1
47	U	Daryl DANCE	49.489	13:43:29.370	4	Yamaha YZF R1
47	U	Daryl DANCE	49.309	13:44:18.679	5	Yamaha YZF R1

Session Leader History

NO	CL	NAME	FROM LAP	LAPS LED	DISTANCE	VEHICLE
47	U	Daryl DANCE	1	12	14.49 miles	Yamaha YZF R1

Flag History

TYPE	TIME OF DAY
GREEN	13:40:06.460
FINISH	13:50:07.591

Flag Statistics

TYPE	COUNT	TOTAL LAPS	TOTAL TIME
Green	1	12	10:57.039
Red	0	0	0.000
Safety Car	0	0	0.000
FCY	0	0	0.000

BMCRC - MRO Championships 2022 - Rnd 9 @ Brands Hatch Indy

Thunderbike Extreme & Ultra

RACE 10 - STATISTICS

CLASS : E

9 Starters

Fastest Lap History

NO	NAME	LAP TIME	TIME OF DAY	LAP	VEHICLE
1	David MAY	51.683	13:41:55.835	2	Suzuki GSXR 750 K1
1	David MAY	51.266	13:42:47.110	3	Suzuki GSXR 750 K1

Leader History

NO	NAME	FROM LAP	LAPS LED	DISTANCE	VEHICLE
1	David MAY	1	12	14.49 miles	Suzuki GSXR 750 K1

BMCRC - MRO Championships 2022 - Rnd 9 @ Brands Hatch Indy

Thunderbike Extreme & Ultra

RACE 10 - STATISTICS

CLASS : U

11 Starters

Fastest Lap History

NO	NAME	LAP TIME	TIME OF DAY	LAP	VEHICLE
47	Daryl DANCE	49.686	13:41:50.006	2	Yamaha YZF R1
47	Daryl DANCE	49.489	13:43:29.370	4	Yamaha YZF R1
47	Daryl DANCE	49.309	13:44:18.679	5	Yamaha YZF R1

Leader History

NO	NAME	FROM LAP	LAPS LED	DISTANCE	VEHICLE
47	Daryl DANCE	1	12	14.49 miles	Yamaha YZF R1

BMCRC - MRO Championships 2022 - Rnd 9 @ Brands Hatch Indy

Thunderbike Extreme & Ultra

RACE 20 - GRID (12 Laps)



ROW 8	24	80	Mark OVEL	23	71	Oliver MACRAE	22	31	Max MACRAE	
ROW 7		21	8	Dave SAUNDERS	20	46	Adrian DRAPER	19	84	Ricardo BRANCO
ROW 6		18	139	Rob MARLEY	17	240	Andy SCANLON	16	6	Andrew FIRTH
ROW 5		15	103	Craig GOFFORD	14	21	Danny BRENNAN	13	151	Andrew DENYER
ROW 4		12	51	Michael HOGARTH	11	19	Tyler DONOVAN	10	4	Hayden KILLWORTH
ROW 3		9	1	David MAY	8	78	Jamie THOMAS	7	17	Jordan KILLWORTH
ROW 2		6	102	James FEARN	5	707	Alex SYMON	4	5	Stacey KILLWORTH
ROW 1		3	45	Chad HASHMI	2	20	Connor SWYER	1	47	Daryl DANCE
Pole										

Brands Hatch Indy: 1.2079 miles

These results are provisional until the conclusion of any judicial and technical matters.

Clerk Of Course :	Stewards :	Timekeeper : <i>Craig Smith</i>
-------------------	------------	------------------------------------

Results can be found at www.tsl-timing.com

Printed - 13:52 Sunday, 02 October 2022



BMCRC - MRO Championships 2022 - Rnd 9 @ Brands Hatch Indy

Thunderbike Extreme & Ultra RACE 20 - CLASSIFICATION



POS	NO	CL	PIC NAME	ENTRY	LAPS	TIME	GAP	DIFF	MPH	BEST	ON
1	45	U	1 Chad HASHMI	Suzuki GSXR1000 -	12	10:03.791			86.42	49.421	9
2	5	U	2 Stacey KILLWORTH	Suzuki GSXR 1000 - Greenplant/Everns	12	10:07.492	3.701	3.701	85.89	49.615	8
3	20	U	3 Connor SWYER	Suzuki GSXR 1000 K6 - WSC Performance & lleithyr t	12	10:16.076	12.285	8.584	84.70	50.411	5
4	102	U	4 James FEARN	Suzuki GSXR1000 - Jwf tiling, palmer race skool, th	12	10:16.107	12.316	0.031	84.69	50.395	4
5	78	U	5 Jamie THOMAS	Suzuki GSXR 1000 - Team RubyRacing	12	10:16.434	12.643	0.327	84.65	50.317	4
6	707	U	6 Alex SYMON	Suzuki RG500 - MCW	12	10:16.701	12.910	0.267	84.61	50.424	12
7	17	U	7 Jordan KILLWORTH	Kawasaki ZX-10R - BK Racing / Rabbit	12	10:21.118	17.327	4.417	84.01	50.582	6
8	4	U	8 Hayden KILLWORTH	Kawasaki ZX10R - Stacey Killworth & Alex Killworth	12	10:25.859	22.068	4.741	83.37	50.977	6
9	19	U	9 Tyler DONOVAN	Kawasaki ZX10R -	12	10:32.617	28.826	6.758	82.48	51.567	6
10	1	E	1 David MAY	Suzuki GSXR 750 K1 - ELP Racing	12	10:33.280	29.489	0.663	82.40	51.503	6
11	51	E	2 Michael HOGARTH	Suzuki GSXR 750 K1 - WHR Racing	12	10:38.901	35.110	5.621	81.67	52.221	7
12	151	E	3 Andrew DENYER	Yamaha OWO1 - me	12	10:41.414	37.623	2.513	81.35	52.348	8
13	6	E	4 Andrew FIRTH	Yamaha YZF-R1 - LTRmotorcycles.co.uk / Palmer F	11	10:05.866	1 Lap	1 Lap	78.95	53.549	11
14	139	E	5 Rob MARLEY	Honda CBR600F3 - PearTree Racing	11	10:07.428	1 Lap	1.562	78.74	53.858	10
15	84	E	6 Ricardo BRANCO	Yamaha R1 - IMP Racing	11	10:07.901	1 Lap	0.473	78.68	54.124	10
16	103	E	7 Craig GOFFORD	Yamaha R1 4XV - Guardian warm roofs, Meala Rac	11	10:08.231	1 Lap	0.330	78.64	53.980	11
17	46	E	8 Adrian DRAPER	Suzuki GSXR 750 - droopy racing uk	11	10:13.359	1 Lap	5.128	77.98	54.659	5

NOT CLASSIFIED

DNF	21	U	Danny BRENNAN	Suzuki GSXR 1000 -	4	3:43.058	8 Laps	7 Laps	77.98	53.561	2
-----	----	---	---------------	--------------------	---	----------	--------	--------	-------	--------	---

FASTEST LAP

	45	U	Chad HASHMI	Suzuki GSXR1000 -	9	49.421			87.99 mph	141.60 kph	
	1	E	David MAY	Suzuki GSXR 750 K1 - ELP Racing	6	51.503			84.43 mph	135.88 kph	

Class U - 92.5% of Race Speed = 79.93 mph

Class E - 92.5% of Race Speed = 76.22 mph

Weather / Track : Sunny / Dry

These results are provisional until the conclusion of any judicial and technical matters.

Race Distance: 12 Laps / 14.49 miles

Brands Hatch Indy: 1.2079 miles

Date: 02/10/2022 Start: 16:30 Finish: 16:40

Clerk Of Course :

Stewards :

Timekeeper :

Craig Smith

Results can be found at www.tsl-timing.com

Printed - 16:41 Sunday, 02 October 2022



BMCRC - MRO Championships 2022 - Rnd 9 @ Brands Hatch Indy

Thunderbike Extreme & Ultra

RACE 20 - LAP CHART

LAP 1 @ 16:30:56.235		
NO	BEHIND	LAP TIME

45		55.103
5	0.092	55.195
707	0.749	55.852
102	0.777	55.880
20	1.821	56.924
78	2.608	57.711
19	2.810	57.913
1	3.222	58.325
17	3.351	58.454
4	3.720	58.823
151	4.913	1:00.016
51	5.051	1:00.154
21	5.373	1:00.476
84	6.682	1:01.785
139	7.223	1:02.326
6	7.701	1:02.804
103	8.246	1:03.349
46	8.483	1:03.586

LAP 4 @ 16:33:26.520		
NO	BEHIND	LAP TIME

45		49.796
5	0.137	49.779
102	2.334	50.395
20	3.039	50.472
707	3.419	51.030
78	3.619	50.317
17	7.179	50.915
4	9.823	52.174
19	10.021	52.736
1	10.477	52.337
151	13.669	53.140
51	13.915	53.318
21	17.670	54.796
139	21.391	54.313
84	21.454	54.874
6	21.794	54.447
103	22.080	54.470
46	23.175	54.853

LAP 7 @ 16:35:55.695		
NO	BEHIND	LAP TIME

45		49.670
5	0.139	49.658
102	5.934	51.130
20	6.112	51.147
707	6.472	51.132
78	6.645	50.695
17	10.172	50.738
4	14.036	51.304
19	16.169	51.765
1	16.840	51.892
51	22.524	52.221
151	23.484	53.245
6	34.389	53.605
139	35.327	54.612
84	35.589	54.279
103	36.096	54.224
46	38.052	54.665

5	2.849	52.596
102	10.314	51.397
20	10.547	51.524
78	10.656	51.469
707	11.361	50.454
17	14.771	51.766
4	18.811	51.395
19	23.672	52.586
1	24.122	52.516
51	30.547	52.622
151	31.916	52.538
6	48.492	53.663
139	49.208	53.858
84	49.847	54.124

LAP 11 @ 16:39:14.848		
NO	BEHIND	LAP TIME

45		49.891
103	1 Lap	54.439
5	3.546	50.588
46	1 Lap	55.471
20	11.534	50.878
102	11.635	51.212
78	11.924	51.159
707	12.561	51.091
17	15.864	50.984
4	20.431	51.511
19	26.314	52.533
1	26.864	52.633
51	32.947	52.291
151	34.713	52.688

LAP 2 @ 16:31:46.506		
NO	BEHIND	LAP TIME

45		50.271
5	0.089	50.268
102	1.133	50.627
707	1.565	51.087
20	2.095	50.545
78	2.933	50.596
19	4.895	52.356
17	5.024	51.944
1	5.516	52.565
4	5.710	52.261
151	7.535	52.893
51	7.730	52.950
21	8.663	53.561
84	11.618	55.207
139	12.059	55.107
6	12.269	54.839
103	12.544	54.569
46	13.381	55.169

LAP 5 @ 16:34:16.246		
NO	BEHIND	LAP TIME

45		49.726
5	0.289	49.878
102	3.287	50.679
20	3.724	50.411
707	4.143	50.450
78	4.722	50.829
17	8.301	50.848
4	11.204	51.107
19	12.286	51.991
1	12.894	52.143
151	16.860	52.917
51	17.064	52.875
139	25.624	53.959
6	25.966	53.898
84	26.539	54.811
103	27.117	54.763
46	28.108	54.659

LAP 8 @ 16:36:45.449		
NO	BEHIND	LAP TIME

5		49.615
45	0.032	49.786
102	7.482	51.302
20	7.868	51.510
78	7.940	51.049
707	9.496	52.778
17	11.521	51.103
4	15.508	51.226
19	18.691	52.276
1	19.145	52.059
51	25.065	52.295
151	26.078	52.348
6	39.354	54.719
139	40.009	54.436
84	40.395	54.560
103	41.198	54.856
46	43.315	55.017

LAP 12 @ 16:40:04.923		
NO	BEHIND	LAP TIME

45		50.075
6	1 Lap	53.549
139	1 Lap	54.395
5	3.701	50.230
84	1 Lap	54.229
103	1 Lap	53.980
46	1 Lap	55.352
20	12.285	50.826
102	12.316	50.756
78	12.643	50.794
707	12.910	50.424
17	17.327	51.538
4	22.068	51.712
19	28.826	52.587
1	29.489	52.700
51	35.110	52.238
151	37.623	52.985

LAP 3 @ 16:32:36.724		
NO	BEHIND	LAP TIME

45		50.218
5	0.154	50.283
102	1.735	50.820
707	2.185	50.838
20	2.363	50.486
78	3.098	50.383
17	6.060	51.254
19	7.081	52.404
4	7.445	51.953
1	7.936	52.638
151	10.325	53.008
51	10.393	52.881
21	12.670	54.225
84	16.376	54.976
139	16.874	55.033
6	17.143	55.092
103	17.406	55.080
46	18.118	54.955

LAP 6 @ 16:35:06.025		
NO	BEHIND	LAP TIME

45		49.779
5	0.151	49.641
102	4.474	50.966
20	4.635	50.690
707	5.010	50.646
78	5.620	50.677
17	9.104	50.582
4	12.402	50.977
19	14.074	51.567
1	14.618	51.503
151	19.909	52.828
51	19.973	52.688
139	30.385	54.540
6	30.454	54.267
84	30.980	54.220
103	31.542	54.204
46	33.057	54.728

LAP 9 @ 16:37:34.902		
NO	BEHIND	LAP TIME

45		49.421
5	0.308	49.761
102	8.972	50.943
20	9.078	50.663
78	9.242	50.755
707	10.962	50.919
17	13.060	50.992
4	17.471	51.416
19	21.141	51.903
1	21.661	51.969
51	27.980	52.368
151	29.433	52.808
6	44.884	54.983
139	45.405	54.849
84	45.778	54.836
103	46.042	54.297
46	48.766	54.904

LAP 10 @ 16:38:24.957		
NO	BEHIND	LAP TIME

45		50.055
----	--	--------

BMCRC - MRO Championships 2022 - Rnd 9 @ Brands Hatch Indy

Thunderbike Extreme & Ultra

RACE 20 - SECTOR ANALYSIS



SECTOR 1 = FL to I1, SECTOR 2 = I1 to FL, DIFF = Difference To Personal Best Lap, P = Crossed Finish Line in Pit Lane, D = Time Disallowed

P1 45 U		Chad HASHMI		Suzuki GSXR1000 -			
IDEAL LAP TIME : 49.421		BEST LAP TIME : 49.421		DIFFERENCE : 0.000			
LAP	SECTOR 1	SECTOR 2	LAP TIME	MPH	DIFF	TIME OF DAY	
1 -		20.290	55.103	78.91	5.682	16:30:56.235	
2 -	30.138	20.133	50.271	86.50	0.850	16:31:46.506	
3 -	29.959	20.259	50.218	86.59	0.797	16:32:36.724	
4 -	29.894	19.902	49.796	87.32	0.375	16:33:26.520	
5 -	29.717	20.009	49.726 (3)	87.45	0.305	16:34:16.246	
6 -	29.922	19.857	49.779	87.35	0.358	16:35:06.025	
7 -	29.708	19.962	49.670 (2)	87.54	0.249	16:35:55.695	
8 -	29.802	19.984	49.786	87.34	0.365	16:36:45.481	
9 -	29.615	19.806	49.421 (1)	87.99		16:37:34.902	
10 -	29.852	20.203	50.055	86.87	0.634	16:38:24.957	
11 -	29.706	20.185	49.891	87.16	0.470	16:39:14.848	
12 -	30.037	20.038	50.075	86.84	0.654	16:40:04.923	

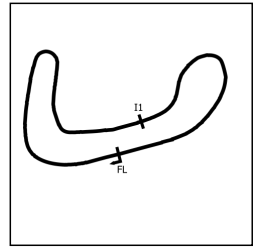
P2 5 U		Stacey KILLWORTH		Suzuki GSXR 1000 - Greenplant/Everns			
IDEAL LAP TIME : 49.246		BEST LAP TIME : 49.615		DIFFERENCE : 0.369			
LAP	SECTOR 1	SECTOR 2	LAP TIME	MPH	DIFF	TIME OF DAY	
1 -		20.027	55.195	78.78	5.580	16:30:56.327	
2 -	30.160	20.108	50.268	86.50	0.653	16:31:46.595	
3 -	30.267	20.016	50.283	86.48	0.668	16:32:36.878	
4 -	29.991	19.788	49.779	87.35	0.164	16:33:26.657	
5 -	29.992	19.886	49.878	87.18	0.263	16:34:16.535	
6 -	29.803	19.838	49.641 (2)	87.60	0.026	16:35:06.176	
7 -	29.891	19.767	49.658 (3)	87.57	0.043	16:35:55.834	
8 -	29.836	19.779	49.615 (1)	87.64		16:36:45.449	
9 -	30.094	19.667	49.761	87.38	0.146	16:37:35.210	
10 -	29.579	23.017	52.596	82.67	2.981	16:38:27.806	
11 -	30.309	20.279	50.588	85.96	0.973	16:39:18.394	
12 -	29.936	20.294	50.230	86.57	0.615	16:40:08.624	

P3 20 U		Connor SWYER		Suzuki GSXR 1000 K6 - WSC Performace & lleithyr farm & dad			
IDEAL LAP TIME : 50.276		BEST LAP TIME : 50.411		DIFFERENCE : 0.135			
LAP	SECTOR 1	SECTOR 2	LAP TIME	MPH	DIFF	TIME OF DAY	
1 -		20.395	56.924	76.39	6.513	16:30:58.056	
2 -	30.386	20.159	50.545	86.03	0.134	16:31:48.601	
3 -	30.495	19.991	50.486 (3)	86.13	0.075	16:32:39.087	
4 -	30.354	20.118	50.472 (2)	86.15	0.061	16:33:29.559	
5 -	30.354	20.057	50.411 (1)	86.26		16:34:19.970	
6 -	30.522	20.168	50.690	85.78	0.279	16:35:10.660	
7 -	30.830	20.317	51.147	85.02	0.736	16:36:01.807	
8 -	31.067	20.443	51.510	84.42	1.099	16:36:53.317	
9 -	30.333	20.330	50.663	85.83	0.252	16:37:43.980	
10 -	30.858	20.666	51.524	84.39	1.113	16:38:35.504	
11 -	30.676	20.202	50.878	85.47	0.467	16:39:26.382	
12 -	30.285	20.541	50.826	85.55	0.415	16:40:17.208	

BMCRC - MRO Championships 2022 - Rnd 9 @ Brands Hatch Indy

Thunderbike Extreme & Ultra

RACE 20 - SECTOR ANALYSIS



SECTOR 1 = FL to I1, SECTOR 2 = I1 to FL, DIFF = Difference To Personal Best Lap, P = Crossed Finish Line in Pit Lane, D = Time Disallowed

P4 102 U James FEARN		Suzuki GSXR1000 - Jwf tiling, palmer race skool, the factory				
IDEAL LAP TIME : 50.242		BEST LAP TIME : 50.395		DIFFERENCE : 0.153		
LAP	SECTOR 1	SECTOR 2	LAP TIME	MPH	DIFF	TIME OF DAY
1 -		19.945	55.880	77.82	5.485	16:30:57.012
2 -	30.475	20.152	50.627 (2)	85.89	0.232	16:31:47.639
3 -	30.525	20.295	50.820	85.56	0.425	16:32:38.459
4 -	30.343	20.052	50.395 (1)	86.29		16:33:28.854
5 -	30.297	20.382	50.679 (3)	85.80	0.284	16:34:19.533
6 -	30.650	20.316	50.966	85.32	0.571	16:35:10.499
7 -	30.589	20.541	51.130	85.04	0.735	16:36:01.629
8 -	30.969	20.333	51.302	84.76	0.907	16:36:52.931
9 -	30.501	20.442	50.943	85.36	0.548	16:37:43.874
10 -	30.724	20.673	51.397	84.60	1.002	16:38:35.271
11 -	30.584	20.628	51.212	84.91	0.817	16:39:26.483
12 -	30.475	20.281	50.756	85.67	0.361	16:40:17.239

P5 78 U Jamie THOMAS		Suzuki GSXR 1000 - Team RubyRacing				
IDEAL LAP TIME : 50.257		BEST LAP TIME : 50.317		DIFFERENCE : 0.060		
LAP	SECTOR 1	SECTOR 2	LAP TIME	MPH	DIFF	TIME OF DAY
1 -		20.481	57.711	75.35	7.394	16:30:58.843
2 -	30.581	20.015	50.596 (3)	85.94	0.279	16:31:49.439
3 -	30.448	19.935	50.383 (2)	86.31	0.066	16:32:39.822
4 -	30.322	19.995	50.317 (1)	86.42		16:33:30.139
5 -	30.650	20.179	50.829	85.55	0.512	16:34:20.968
6 -	30.613	20.064	50.677	85.81	0.360	16:35:11.645
7 -	30.405	20.290	50.695	85.77	0.378	16:36:02.340
8 -	30.906	20.143	51.049	85.18	0.732	16:36:53.389
9 -	30.554	20.201	50.755	85.67	0.438	16:37:44.144
10 -	30.904	20.565	51.469	84.48	1.152	16:38:35.613
11 -	30.975	20.184	51.159	85.00	0.842	16:39:26.772
12 -	30.555	20.239	50.794	85.61	0.477	16:40:17.566

P6 707 U Alex SYMON		Suzuki RG500 - MCW				
IDEAL LAP TIME : 50.404		BEST LAP TIME : 50.424		DIFFERENCE : 0.020		
LAP	SECTOR 1	SECTOR 2	LAP TIME	MPH	DIFF	TIME OF DAY
1 -		20.226	55.852	77.85	5.428	16:30:56.984
2 -	30.961	20.126	51.087	85.12	0.663	16:31:48.071
3 -	30.602	20.236	50.838	85.53	0.414	16:32:38.909
4 -	30.888	20.142	51.030	85.21	0.606	16:33:29.939
5 -	30.413	20.037	50.450 (2)	86.19	0.026	16:34:20.389
6 -	30.610	20.036	50.646	85.86	0.222	16:35:11.035
7 -	30.838	20.294	51.132	85.04	0.708	16:36:02.167
8 -	31.905	20.873	52.778	82.39	2.354	16:36:54.945
9 -	30.748	20.171	50.919	85.40	0.495	16:37:45.864
10 -	30.368	20.086	50.454 (3)	86.18	0.030	16:38:36.318
11 -	30.889	20.202	51.091	85.11	0.667	16:39:27.409
12 -	30.369	20.055	50.424 (1)	86.24		16:40:17.833

BMCRC - MRO Championships 2022 - Rnd 9 @ Brands Hatch Indy

Thunderbike Extreme & Ultra

RACE 20 - SECTOR ANALYSIS



SECTOR 1 = FL to I1, SECTOR 2 = I1 to FL, DIFF = Difference To Personal Best Lap, P = Crossed Finish Line in Pit Lane, D = Time Disallowed

P7		17 U		Jordan KILLWORTH		Kawasaki ZX-10R - BK Racing / Rabbit	
IDEAL LAP TIME : 50.482		BEST LAP TIME : 50.582		DIFFERENCE : 0.100			
LAP	SECTOR 1	SECTOR 2	LAP TIME	MPH	DIFF	TIME OF DAY	
1 -		20.817	58.454	74.39	7.872	16:30:59.586	
2 -	31.185	20.759	51.944	83.71	1.362	16:31:51.530	
3 -	30.967	20.287	51.254	84.84	0.672	16:32:42.784	
4 -	30.800	20.115	50.915	85.40	0.333	16:33:33.699	
5 -	30.577	20.271	50.848 (3)	85.52	0.266	16:34:24.547	
6 -	30.610	19.972	50.582 (1)	85.97		16:35:15.129	
7 -	30.510	20.228	50.738 (2)	85.70	0.156	16:36:05.867	
8 -	30.939	20.164	51.103	85.09	0.521	16:36:56.970	
9 -	30.650	20.342	50.992	85.28	0.410	16:37:47.962	
10 -	30.894	20.872	51.766	84.00	1.184	16:38:39.728	
11 -	30.719	20.265	50.984	85.29	0.402	16:39:30.712	
12 -	30.957	20.581	51.538	84.37	0.956	16:40:22.250	

P8		4 U		Hayden KILLWORTH		Kawasaki ZX10R - Stacey Killworth & Alex Killworth	
IDEAL LAP TIME : 50.977		BEST LAP TIME : 50.977		DIFFERENCE : 0.000			
LAP	SECTOR 1	SECTOR 2	LAP TIME	MPH	DIFF	TIME OF DAY	
1 -		20.500	58.823	73.92	7.846	16:30:59.955	
2 -	31.250	21.011	52.261	83.20	1.284	16:31:52.216	
3 -	31.181	20.772	51.953	83.70	0.976	16:32:44.169	
4 -	31.588	20.586	52.174	83.34	1.197	16:33:36.343	
5 -	30.749	20.358	51.107 (2)	85.08	0.130	16:34:27.450	
6 -	30.649	20.328	50.977 (1)	85.30		16:35:18.427	
7 -	30.818	20.486	51.304	84.76	0.327	16:36:09.731	
8 -	30.843	20.383	51.226 (3)	84.89	0.249	16:37:00.957	
9 -	30.888	20.528	51.416	84.57	0.439	16:37:52.373	
10 -	30.995	20.400	51.395	84.61	0.418	16:38:43.768	
11 -	31.088	20.423	51.511	84.42	0.534	16:39:35.279	
12 -	31.133	20.579	51.712	84.09	0.735	16:40:26.991	

P9		19 U		Tyler DONOVAN		Kawasaki ZX10R -	
IDEAL LAP TIME : 51.567		BEST LAP TIME : 51.567		DIFFERENCE : 0.000			
LAP	SECTOR 1	SECTOR 2	LAP TIME	MPH	DIFF	TIME OF DAY	
1 -		20.831	57.913	75.08	6.346	16:30:59.045	
2 -	31.654	20.702	52.356	83.05	0.789	16:31:51.401	
3 -	31.771	20.633	52.404	82.98	0.837	16:32:43.805	
4 -	31.734	21.002	52.736	82.45	1.169	16:33:36.541	
5 -	31.404	20.587	51.991	83.64	0.424	16:34:28.532	
6 -	31.082	20.485	51.567 (1)	84.32		16:35:20.099	
7 -	31.273	20.492	51.765 (2)	84.00	0.198	16:36:11.864	
8 -	31.608	20.668	52.276	83.18	0.709	16:37:04.140	
9 -	31.200	20.703	51.903 (3)	83.78	0.336	16:37:56.043	
10 -	31.751	20.835	52.586	82.69	1.019	16:38:48.629	
11 -	31.747	20.786	52.533	82.77	0.966	16:39:41.162	
12 -	31.827	20.760	52.587	82.69	1.020	16:40:33.749	

BMCRC - MRO Championships 2022 - Rnd 9 @ Brands Hatch Indy

Thunderbike Extreme & Ultra

RACE 20 - SECTOR ANALYSIS



SECTOR 1 = FL to I1, SECTOR 2 = I1 to FL, DIFF = Difference To Personal Best Lap, P = Crossed Finish Line in Pit Lane, D = Time Disallowed

P10		1 E		David MAY		Suzuki GSXR 750 K1 - ELP Racing	
IDEAL LAP TIME : 51.503		BEST LAP TIME : 51.503		DIFFERENCE : 0.000			
LAP	SECTOR 1	SECTOR 2	LAP TIME	MPH	DIFF	TIME OF DAY	
1 -		20.791	58.325	74.55	6.822	16:30:59.457	
2 -	31.546	21.019	52.565	82.72	1.062	16:31:52.022	
3 -	31.890	20.748	52.638	82.61	1.135	16:32:44.660	
4 -	31.515	20.822	52.337	83.08	0.834	16:33:36.997	
5 -	31.343	20.800	52.143	83.39	0.640	16:34:29.140	
6 -	31.034	20.469	51.503 (1)	84.43		16:35:20.643	
7 -	31.184	20.708	51.892 (2)	83.80	0.389	16:36:12.535	
8 -	31.328	20.731	52.059	83.53	0.556	16:37:04.594	
9 -	31.269	20.700	51.969 (3)	83.67	0.466	16:37:56.563	
10 -	31.521	20.995	52.516	82.80	1.013	16:38:49.079	
11 -	31.774	20.859	52.633	82.62	1.130	16:39:41.712	
12 -	31.708	20.992	52.700	82.51	1.197	16:40:34.412	

P11		51 E		Michael HOGARTH		Suzuki GSXR 750 K1 - WHR Racing	
IDEAL LAP TIME : 52.165		BEST LAP TIME : 52.221		DIFFERENCE : 0.056			
LAP	SECTOR 1	SECTOR 2	LAP TIME	MPH	DIFF	TIME OF DAY	
1 -		21.365	1:00.154	72.29	7.933	16:31:01.286	
2 -	31.878	21.072	52.950	82.12	0.729	16:31:54.236	
3 -	31.751	21.130	52.881	82.23	0.660	16:32:47.117	
4 -	31.914	21.404	53.318	81.55	1.097	16:33:40.435	
5 -	31.658	21.217	52.875	82.24	0.654	16:34:33.310	
6 -	31.351	21.337	52.688	82.53	0.467	16:35:25.998	
7 -	31.183	21.038	52.221 (1)	83.27		16:36:18.219	
8 -	31.277	21.018	52.295	83.15	0.074	16:37:10.514	
9 -	31.162	21.206	52.368	83.03	0.147	16:38:02.882	
10 -	31.432	21.190	52.622	82.63	0.401	16:38:55.504	
11 -	31.254	21.037	52.291 (3)	83.16	0.070	16:39:47.795	
12 -	31.235	21.003	52.238 (2)	83.24	0.017	16:40:40.033	

P12		151 E		Andrew DENYER		Yamaha OW01 - me	
IDEAL LAP TIME : 52.348		BEST LAP TIME : 52.348		DIFFERENCE : 0.000			
LAP	SECTOR 1	SECTOR 2	LAP TIME	MPH	DIFF	TIME OF DAY	
1 -		21.585	1:00.016	72.45	7.668	16:31:01.148	
2 -	31.713	21.180	52.893	82.21	0.545	16:31:54.041	
3 -	31.747	21.261	53.008	82.03	0.660	16:32:47.049	
4 -	31.793	21.347	53.140	81.83	0.792	16:33:40.189	
5 -	31.694	21.223	52.917	82.17	0.569	16:34:33.106	
6 -	31.467	21.361	52.828	82.31	0.480	16:35:25.934	
7 -	32.020	21.225	53.245	81.67	0.897	16:36:19.179	
8 -	31.289	21.059	52.348 (1)	83.07		16:37:11.527	
9 -	31.534	21.274	52.808	82.34	0.460	16:38:04.335	
10 -	31.362	21.176	52.538 (2)	82.77	0.190	16:38:56.873	
11 -	31.409	21.279	52.688 (3)	82.53	0.340	16:39:49.561	
12 -	31.726	21.259	52.985	82.07	0.637	16:40:42.546	

BMCRC - MRO Championships 2022 - Rnd 9 @ Brands Hatch Indy

Thunderbike Extreme & Ultra

RACE 20 - SECTOR ANALYSIS



SECTOR 1 = FL to I1, SECTOR 2 = I1 to FL, DIFF = Difference To Personal Best Lap, P = Crossed Finish Line in Pit Lane, D = Time Disallowed

P13 6 E Andrew FIRTH		Yamaha YZF-R1 - LTRmotorcycles.co.uk / Palmer Race Skool /				
IDEAL LAP TIME : 53.393		BEST LAP TIME : 53.549		DIFFERENCE : 0.156		
LAP	SECTOR 1	SECTOR 2	LAP TIME	MPH	DIFF	TIME OF DAY
1 -		22.365	1:02.804	69.24	9.255	16:31:03.936
2 -	32.873	21.966	54.839	79.29	1.290	16:31:58.775
3 -	33.103	21.989	55.092	78.93	1.543	16:32:53.867
4 -	32.625	21.822	54.447	79.86	0.898	16:33:48.314
5 -	32.307	21.591	53.898	80.68	0.349	16:34:42.212
6 -	32.727	21.540	54.267	80.13	0.718	16:35:36.479
7 -	32.295	21.310	53.605 (2)	81.12	0.056	16:36:30.084
8 -	32.230	22.489	54.719	79.47	1.170	16:37:24.803
9 -	33.241	21.742	54.983	79.08	1.434	16:38:19.786
10 -	32.328	21.335	53.663 (3)	81.03	0.114	16:39:13.449
11 -	32.083	21.466	53.549 (1)	81.20		16:40:06.998

P14 139 E Rob MARLEY		Honda CBR600F3 - PearTree Racing				
IDEAL LAP TIME : 53.705		BEST LAP TIME : 53.858		DIFFERENCE : 0.153		
LAP	SECTOR 1	SECTOR 2	LAP TIME	MPH	DIFF	TIME OF DAY
1 -		22.148	1:02.326	69.77	8.468	16:31:03.458
2 -	32.890	22.217	55.107	78.91	1.249	16:31:58.565
3 -	33.077	21.956	55.033	79.01	1.175	16:32:53.598
4 -	32.543	21.770	54.313 (3)	80.06	0.455	16:33:47.911
5 -	32.232	21.727	53.959 (2)	80.59	0.101	16:34:41.870
6 -	32.821	21.719	54.540	79.73	0.682	16:35:36.410
7 -	32.963	21.649	54.612	79.62	0.754	16:36:31.022
8 -	32.565	21.871	54.436	79.88	0.578	16:37:25.458
9 -	32.993	21.856	54.849	79.28	0.991	16:38:20.307
10 -	32.385	21.473	53.858 (1)	80.74		16:39:14.165
11 -	32.467	21.928	54.395	79.94	0.537	16:40:08.560

P15 84 E Ricardo BRANCO		Yamaha R1 - IMP Racing				
IDEAL LAP TIME : 53.945		BEST LAP TIME : 54.124		DIFFERENCE : 0.179		
LAP	SECTOR 1	SECTOR 2	LAP TIME	MPH	DIFF	TIME OF DAY
1 -		21.924	1:01.785	70.38	7.661	16:31:02.917
2 -	33.315	21.892	55.207	78.76	1.083	16:31:58.124
3 -	33.224	21.752	54.976	79.10	0.852	16:32:53.100
4 -	33.088	21.786	54.874	79.24	0.750	16:33:47.974
5 -	33.191	21.620	54.811	79.33	0.687	16:34:42.785
6 -	32.602	21.618	54.220 (2)	80.20	0.096	16:35:37.005
7 -	32.936	21.343	54.279	80.11	0.155	16:36:31.284
8 -	32.893	21.667	54.560	79.70	0.436	16:37:25.844
9 -	33.354	21.482	54.836	79.30	0.712	16:38:20.680
10 -	32.659	21.465	54.124 (1)	80.34		16:39:14.804
11 -	32.646	21.583	54.229 (3)	80.18	0.105	16:40:09.033

P16 103 E Craig GOFFORD		Yamaha R1 4XV - Guardian warm roofs, Meala Racing Develop				
IDEAL LAP TIME : 53.696		BEST LAP TIME : 53.980		DIFFERENCE : 0.284		
LAP	SECTOR 1	SECTOR 2	LAP TIME	MPH	DIFF	TIME OF DAY
1 -		22.312	1:03.349	68.64	9.369	16:31:04.481
2 -	32.586	21.983	54.569	79.69	0.589	16:31:59.050
3 -	33.018	22.062	55.080	78.95	1.100	16:32:54.130
4 -	33.064	21.406	54.470	79.83	0.490	16:33:48.600
5 -	33.087	21.676	54.763	79.40	0.783	16:34:43.363
6 -	32.682	21.522	54.204 (2)	80.22	0.224	16:35:37.567
7 -	32.983	21.241	54.224 (3)	80.19	0.244	16:36:31.791
8 -	32.762	22.094	54.856	79.27	0.876	16:37:26.647
9 -	32.923	21.374	54.297	80.08	0.317	16:38:20.944
10 -	32.820	21.619	54.439	79.88	0.459	16:39:15.383
11 -	32.455	21.525	53.980 (1)	80.55		16:40:09.363

BMCRC - MRO Championships 2022 - Rnd 9 @ Brands Hatch Indy

Thunderbike Extreme & Ultra

RACE 20 - SECTOR ANALYSIS



SECTOR 1 = FL to I1, SECTOR 2 = I1 to FL, DIFF = Difference To Personal Best Lap, P = Crossed Finish Line in Pit Lane, D = Time Disallowed

P17 46 E		Adrian DRAPER		Suzuki GSXR 750 - droopy racing uk			
IDEAL LAP TIME : 54.625		BEST LAP TIME : 54.659		DIFFERENCE : 0.034			
LAP	SECTOR 1	SECTOR 2	LAP TIME	MPH	DIFF	TIME OF DAY	
1 -		22.744	1:03.586	68.38	8.927	16:31:04.718	
2 -	33.038	22.131	55.169	78.82	0.510	16:31:59.887	
3 -	33.010	21.945	54.955	79.13	0.296	16:32:54.842	
4 -	32.986	21.867	54.853	79.27	0.194	16:33:49.695	
5 -	32.796	21.863	54.659 (1)	79.55		16:34:44.354	
6 -	32.850	21.878	54.728 (3)	79.45	0.069	16:35:39.082	
7 -	32.836	21.829	54.665 (2)	79.55	0.006	16:36:33.747	
8 -	32.957	22.060	55.017	79.04	0.358	16:37:28.764	
9 -	32.848	22.056	54.904	79.20	0.245	16:38:23.668	
10 -	33.172	22.299	55.471	78.39	0.812	16:39:19.139	
11 -	33.225	22.127	55.352	78.56	0.693	16:40:14.491	

P18 21 U		Danny BRENNAN		Susuki GSXR 1000 -			
IDEAL LAP TIME : 53.443		BEST LAP TIME : 53.561		DIFFERENCE : 0.118			
LAP	SECTOR 1	SECTOR 2	LAP TIME	MPH	DIFF	TIME OF DAY	
1 -		21.212	1:00.476	71.90	6.915	16:31:01.608	
2 -	32.231	21.330	53.561 (1)	81.18		16:31:55.169	
3 -	32.685	21.540	54.225 (2)	80.19	0.664	16:32:49.394	
4 -	32.802	21.994	54.796 (3)	79.35	1.235	16:33:44.190	

BMCRC - MRO Championships 2022 - Rnd 9 @ Brands Hatch Indy

Thunderbike Extreme & Ultra

RACE 20 - BEST SECTORS

SECTOR 1			SECTOR 2			IDEAL / BEST COMPARISON						
POS	NO	NAME	TIME	NO	NAME	TIME	POS	NO	NAME	IDEAL	BEST	DIFF
									PERFECT LAP	49.246		
1	5	KILLWORTH	29.579	5	KILLWORTH	19.667	1	5	KILLWORTH	49.246	49.615	0.369
2	45	HASHMI	29.615	45	HASHMI	19.806	2	45	HASHMI	49.421	49.421	0.000
3	20	SWYER	30.285	78	THOMAS	19.935	3	102	FEARN	50.242	50.395	0.153
4	102	FEARN	30.297	102	FEARN	19.945	4	78	THOMAS	50.257	50.317	0.060
5	78	THOMAS	30.322	17	KILLWORTH	19.972	5	20	SWYER	50.276	50.411	0.135
6	707	SYMON	30.368	20	SWYER	19.991	6	707	SYMON	50.404	50.424	0.020
7	17	KILLWORTH	30.510	707	SYMON	20.036	7	17	KILLWORTH	50.482	50.582	0.100
8	4	KILLWORTH	30.649	4	KILLWORTH	20.328	8	4	KILLWORTH	50.977	50.977	0.000
9	1	MAY	31.034	1	MAY	20.469	9	1	MAY	51.503	51.503	0.000
10	19	DONOVAN	31.082	19	DONOVAN	20.485	10	19	DONOVAN	51.567	51.567	0.000
11	51	HOGARTH	31.162	51	HOGARTH	21.003	11	51	HOGARTH	52.165	52.221	0.056
12	151	DENYER	31.289	151	DENYER	21.059	12	151	DENYER	52.348	52.348	0.000
13	6	FIRTH	32.083	21	BRENNAN	21.212	13	6	FIRTH	53.393	53.549	0.156
14	21	BRENNAN	32.231	103	GOFFORD	21.241	14	21	BRENNAN	53.443	53.561	0.118
15	139	MARLEY	32.232	6	FIRTH	21.310	15	103	GOFFORD	53.696	53.980	0.284
16	103	GOFFORD	32.455	84	BRANCO	21.343	16	139	MARLEY	53.705	53.858	0.153
17	84	BRANCO	32.602	139	MARLEY	21.473	17	84	BRANCO	53.945	54.124	0.179
18	46	DRAPER	32.796	46	DRAPER	21.829	18	46	DRAPER	54.625	54.659	0.034

BMCRC - MRO Championships 2022 - Rnd 9 @ Brands Hatch Indy

Thunderbike Extreme & Ultra

RACE 20 - STATISTICS

Competitors Started 18
Planned Start 2022-10-02 @ 17:25:00.000
Actual Start 2022-10-02 @ 16:30:01.131
Finish Time 2022-10-02 @ 16:40:04.922
Track Length 1.2079mi.
Total Laps 203
Total Distance Covered 245.2129mi.

Session Fastest Lap History

NO	CL	NAME	LAP TIME	TIME OF DAY	LAP	VEHICLE
45	U	Chad HASHMI	50.271	16:31:46.535	2	Suzuki GSXR1000
5	U	Stacey KILLWORTH	50.268	16:31:46.609	2	Suzuki GSXR 1000
45	U	Chad HASHMI	50.218	16:32:36.753	3	Suzuki GSXR1000
45	U	Chad HASHMI	49.796	16:33:26.548	4	Suzuki GSXR1000
5	U	Stacey KILLWORTH	49.779	16:33:26.670	4	Suzuki GSXR 1000
45	U	Chad HASHMI	49.726	16:34:16.274	5	Suzuki GSXR1000
5	U	Stacey KILLWORTH	49.641	16:35:06.190	6	Suzuki GSXR 1000
5	U	Stacey KILLWORTH	49.615	16:36:45.469	8	Suzuki GSXR 1000
45	U	Chad HASHMI	49.421	16:37:34.931	9	Suzuki GSXR1000

Session Leader History

NO	CL	NAME	FROM LAP	LAPS LED	DISTANCE	VEHICLE
45	U	Chad HASHMI	1	7	8.45 miles	Suzuki GSXR1000
5	U	Stacey KILLWORTH	8	1	1.20 miles	Suzuki GSXR 1000
45	U	Chad HASHMI	9	4	4.83 miles	Suzuki GSXR1000

Flag History

TYPE	TIME OF DAY
GREEN	16:30:01.131
FINISH	16:40:04.922

Flag Statistics

TYPE	COUNT	TOTAL LAPS	TOTAL TIME
Green	1	12	10:50.545
Red	0	0	0.000
Safety Car	0	0	0.000
FCY	0	0	0.000

BMCRC - MRO Championships 2022 - Rnd 9 @ Brands Hatch Indy

Thunderbike Extreme & Ultra

RACE 20 - STATISTICS

CLASS : E

8 Starters

Fastest Lap History

NO	NAME	LAP TIME	TIME OF DAY	LAP	VEHICLE
1	David MAY	52.565	16:31:52.033	2	Suzuki GSXR 750 K1
1	David MAY	52.337	16:33:37.012	4	Suzuki GSXR 750 K1
1	David MAY	52.143	16:34:29.156	5	Suzuki GSXR 750 K1
1	David MAY	51.503	16:35:20.656	6	Suzuki GSXR 750 K1

Leader History

NO	NAME	FROM LAP	LAPS LED	DISTANCE	VEHICLE
1	David MAY	1	12	14.49 miles	Suzuki GSXR 750 K1

BMCRC - MRO Championships 2022 - Rnd 9 @ Brands Hatch Indy

Thunderbike Extreme & Ultra

RACE 20 - STATISTICS

CLASS : U

10 Starters

Fastest Lap History

NO	NAME	LAP TIME	TIME OF DAY	LAP	VEHICLE
45	Chad HASHMI	50.271	16:31:46.535	2	Suzuki GSXR1000
5	Stacey KILLWORTH	50.268	16:31:46.609	2	Suzuki GSXR 1000
45	Chad HASHMI	50.218	16:32:36.753	3	Suzuki GSXR1000
45	Chad HASHMI	49.796	16:33:26.548	4	Suzuki GSXR1000
5	Stacey KILLWORTH	49.779	16:33:26.670	4	Suzuki GSXR 1000
45	Chad HASHMI	49.726	16:34:16.274	5	Suzuki GSXR1000
5	Stacey KILLWORTH	49.641	16:35:06.190	6	Suzuki GSXR 1000
5	Stacey KILLWORTH	49.615	16:36:45.469	8	Suzuki GSXR 1000
45	Chad HASHMI	49.421	16:37:34.931	9	Suzuki GSXR1000

Leader History

NO	NAME	FROM LAP	LAPS LED	DISTANCE	VEHICLE
45	Chad HASHMI	1	7	8.45 miles	Suzuki GSXR1000
5	Stacey KILLWORTH	8	1	1.20 miles	Suzuki GSXR 1000
45	Chad HASHMI	9	4	4.83 miles	Suzuki GSXR1000



DFDS

DFDS YAMAHA PAST MASTERS



BMCRC-MRO Championships - Round 9
Brands Hatch Indy
1st / 2nd October 2022



Timing & Results Provided by Timing Solutions Ltd

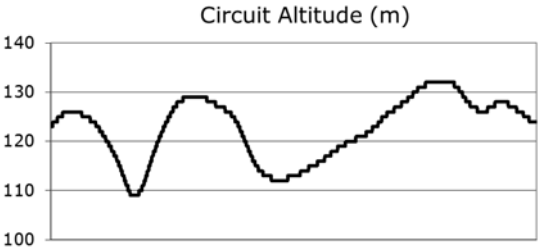
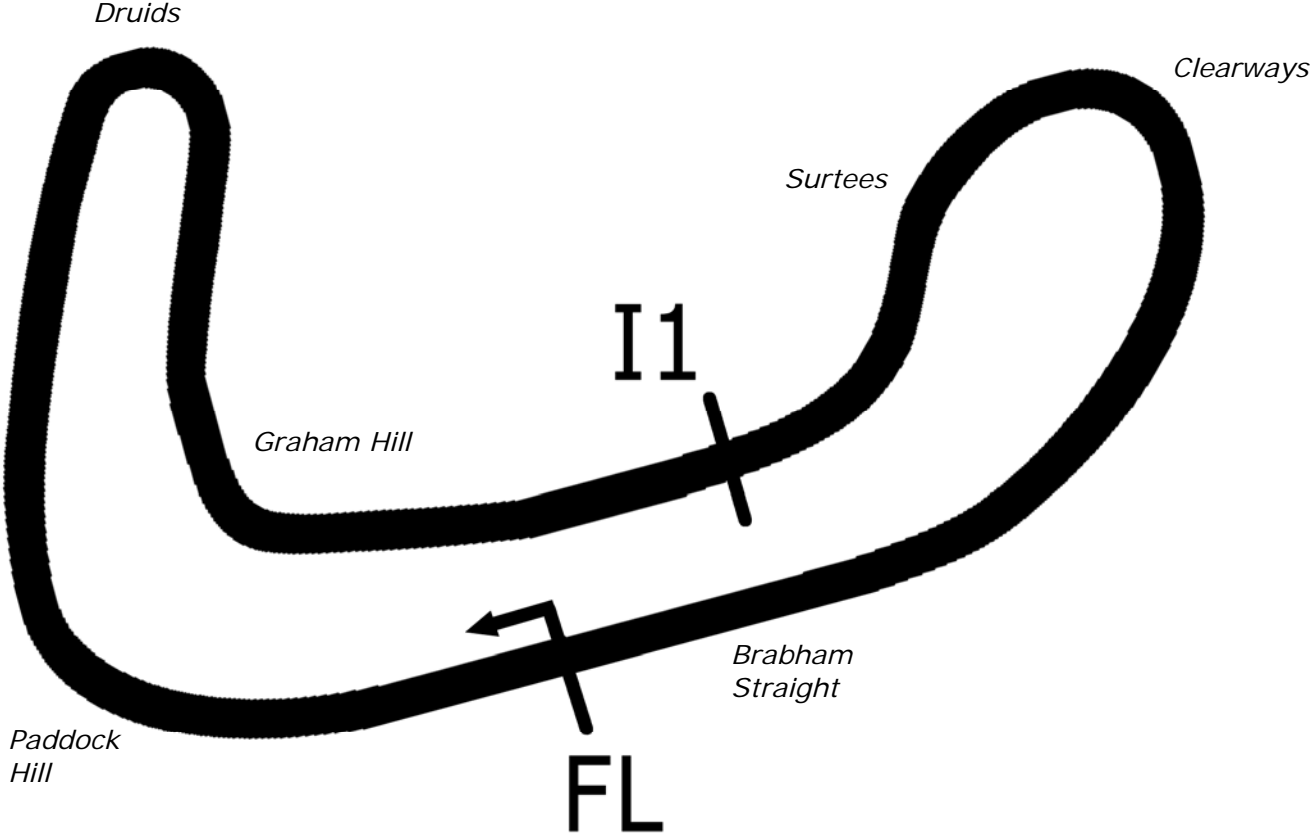
www.tsl-timing.com

Brands Hatch Indy



SPORTS TIMING

TIMING SOLUTIONS LTD



Length	1.2079 miles	1944.0 m	
FL		51.36032 N	0.26032 E
I1	1112m	51.35934 N	0.25955 E
Pit Entry	1669m	51.35911 N	0.25743 E
Pit Exit	26m after FL	51.36027 N	0.26078 E
Pit Entry–Pit Exit 277m, 16.6s @60kph, 12.4s @80kph			

BMCRC - MRO Championships 2022 - Rnd 9 @ Brands Hatch Indy
DFDS Yamaha Past Masters
QUALIFYING - CLASSIFICATION

POS	NO	CL	PIC NAME	ENTRY	TIME	ON	LAPS	GAP	DIFF	MPH
1	30		1 Alan COOPER	Yamaha TZR250 - Twistgrip Motorcycles	1:00.636	12	12			71.71
2	51		2 Kevin WHOLEY	Yamaha TZR250 - Twistgrip Motorcycles	1:00.954	11	12	0.318	0.318	71.34
3	8		3 David BALL	Yamaha TZR250 - Gardiner Page and Roe pension co	1:02.134	7	10	1.498	1.180	69.98
4	100	R	1 Stuart HALL	Yamaha TZR250 - www.ypmrc.co.uk	1:02.137	12	12	1.501	0.003	69.98
5	4		4 Denis HALIL	Yamaha TZR250 - D & A AUTOS	1:02.199	11	12	1.563	0.062	69.91
6	75		5 Anthony JOHNSON	Yamaha TZR250 - INTA MOTORCYCLE SERVICES L	1:02.325	9	12	1.689	0.126	69.77
7	9	C	1 David MACKENZIE	Yamaha TZR250 -	1:02.665	7	11	2.029	0.340	69.39
8	92	C	2 Andrew MOOK	Yamaha TZR250 -	1:02.903	10	10	2.267	0.238	69.13
9	72	C	3 John HAMILTON	Yamaha TZR250 - LW Racing	1:03.033	12	12	2.397	0.130	68.98
10	57		6 Geoff MOOK	Yamaha TZR250 -	1:03.126	9	11	2.490	0.093	68.88
11	26	C	4 Damian LEE	Yamaha TZR250 - Leed Autos	1:03.141	12	12	2.505	0.015	68.87
12	27		7 Richard HAYWARD	Yamaha TZR250 - Hazel Motors/ Gforce	1:03.389	12	12	2.753	0.248	68.60
13	88		8 Michael STANLEY	Yamaha TZR250 -	1:03.537	12	12	2.901	0.148	68.44
14	74		9 Paul WHITBY	Yamaha TZR250 - Greybridge Ltd	1:03.749	8	12	3.113	0.212	68.21
15	15		10 Billy PERKINS	Yamaha TZR250 - Ashford tarmac / Barking mad about	1:04.329	6	6	3.693	0.580	67.59
16	333*	C	5 Mark STUBBERFIELD	Yamaha TZR250 - Polished concrete London	1:04.494	7	11	3.858	0.165	67.42
17	28		11 Liam McCARTER	Yamaha TZR250 - Katie McCarter	1:04.523	10	12	3.887	0.029	67.39
18	42	C	6 Martin PEARSON	Yamaha TZR250 -	1:04.854	11	11	4.218	0.331	67.05
19	19		12 Peter BRANTON	Yamaha TZR250 -	1:04.895	10	12	4.259	0.041	67.00
20	46		13 Kevin MARSHALL	Yamaha TZR250 - Stacey Processing	1:07.335	11	11	6.699	2.440	64.58
21	77	R	2 Adam COLLINS	Yamaha TZR250 - 2 Cows Racing	1:12.344	3	4	11.708	5.009	60.11
22	67	C	7 Mark BAILEY	Yamaha TZR250 - Elite Air conditioning Ltd. Hydroflow	1:14.236	2	3	13.600	1.892	58.57
23	69	C	8 Mark ELLERAY	Yamaha TZR250 - Abbot Solutions Ltd	1:14.464	3	4	13.828	0.228	58.39
24	36	R	3 Phil ZANUTTO	Yamaha TZR250 -	1:16.077	7	9	15.441	1.613	57.16
25	73	C	9 Colvin TURNER	Yamaha TZR250 -	1:18.250	8	9	17.614	2.173	55.57

* No. 333 - Please fit a working transponder

Weather / Track : Sunny / Damp

These results are provisional until the conclusion of any judicial and technical matters.

Brands Hatch Indy: 1.2079 miles
Date: 01/10/2022 Start: 09:00 Finish: 09:13

Clerk Of Course :	Stewards :	Timekeeper : <i>Craig Smith</i>
-------------------	------------	------------------------------------

Results can be found at www.tsl-timing.com

Printed - 09:15 Saturday, 01 October 2022



BMCRC - MRO Championships 2022 - Rnd 9 @ Brands Hatch Indy

DFDS Yamaha Past Masters

QUALIFYING - SECTOR ANALYSIS



SECTOR 1 = FL to I1, SECTOR 2 = I1 to FL, DIFF = Difference To Personal Best Lap, P = Crossed Finish Line in Pit Lane, D = Time Disallowed

P1 30		Alan COOPER		Yamaha TZR250 - Twistgrip Motorcycles			
IDEAL LAP TIME : 1:00.636		BEST LAP TIME : 1:00.636		DIFFERENCE : 0.000			
LAP	SECTOR 1	SECTOR 2	LAP TIME	MPH	DIFF	TIME OF DAY	
1 -	40.618	26.444	1:07.062	64.84	6.426	09:01:55.051	
2 -	39.781	26.250	1:06.031	65.85	5.395	09:03:01.082	
3 -	39.832	25.460	1:05.292	66.60	4.656	09:04:06.374	
4 -	38.300	24.787	1:03.087	68.93	2.451	09:05:09.461	
5 -	38.448	25.166	1:03.614	68.35	2.978	09:06:13.075	
6 -	38.253	24.801	1:03.054	68.96	2.418	09:07:16.129	
7 -	37.592	24.713	1:02.305	69.79	1.669	09:08:18.434	
8 -	37.612	24.532	1:02.144 (3)	69.97	1.508	09:09:20.578	
9 -	37.720	24.682	1:02.402	69.68	1.766	09:10:22.980	
10 -	37.438	24.879	1:02.317	69.78	1.681	09:11:25.297	
11 -	37.029	24.456	1:01.485 (2)	70.72	0.849	09:12:26.782	
12 -	36.548	24.088	1:00.636 (1)	71.71		09:13:27.418	

P2 51		Kevin WHOLEY		Yamaha TZR250 - Twistgrip Motorcycles			
IDEAL LAP TIME : 1:00.735		BEST LAP TIME : 1:00.954		DIFFERENCE : 0.219			
LAP	SECTOR 1	SECTOR 2	LAP TIME	MPH	DIFF	TIME OF DAY	
1 -	43.572	27.743	1:11.315	60.97	10.361	09:02:01.669	
2 -	41.188	25.791	1:06.979	64.92	6.025	09:03:08.648	
3 -	39.727	25.258	1:04.985	66.91	4.031	09:04:13.633	
4 -	39.449	25.596	1:05.045	66.85	4.091	09:05:18.678	
5 -	39.676	25.333	1:05.009	66.89	4.055	09:06:23.687	
6 -	38.779	24.870	1:03.649	68.32	2.695	09:07:27.336	
7 -	37.950	24.344	1:02.294 (3)	69.80	1.340	09:08:29.630	
8 -	37.770	24.926	1:02.696	69.36	1.742	09:09:32.326	
9 -	37.728	25.076	1:02.804	69.24	1.850	09:10:35.130	
10 -	38.185	24.605	1:02.790	69.25	1.836	09:11:37.920	
11 -	36.626	24.328	1:00.954 (1)	71.34		09:12:38.874	
12 -	37.292	24.109	1:01.401 (2)	70.82	0.447	09:13:40.275	

P3 8		David BALL		Yamaha TZR250 - Gardiner Page and Roe pension consultants			
IDEAL LAP TIME : 1:02.076		BEST LAP TIME : 1:02.134		DIFFERENCE : 0.058			
LAP	SECTOR 1	SECTOR 2	LAP TIME	MPH	DIFF	TIME OF DAY	
1 -	42.209	26.742	1:08.951	63.06	6.817	09:02:02.108	
2 -	40.687	25.720	1:06.407	65.48	4.273	09:03:08.515	
3 -	39.669	25.358	1:05.027	66.87	2.893	09:04:13.542	
4 -	39.212	25.544	1:04.756	67.15	2.622	09:05:18.298	
5 -	39.916	25.611	1:05.527	66.36	3.393	09:06:23.825	
6 -	38.215	24.938	1:03.153	68.85	1.019	09:07:26.978	
7 -	37.526	24.608	1:02.134 (1)	69.98		09:08:29.112	
8 -	37.733	25.636	1:03.369	68.62	1.235	09:09:32.481	
9 -	37.468	25.208	1:02.676 (2)	69.38	0.542	09:10:35.157	
10 -	37.877	25.041	1:02.918 (3)	69.11	0.784	09:11:38.075	

P4 100 R		Stuart HALL		Yamaha TZR250 - www.ypmrc.co.uk			
IDEAL LAP TIME : 1:02.101		BEST LAP TIME : 1:02.137		DIFFERENCE : 0.036			
LAP	SECTOR 1	SECTOR 2	LAP TIME	MPH	DIFF	TIME OF DAY	
1 -	42.980	27.278	1:10.258	61.89	8.121	09:01:59.098	
2 -	39.928	26.704	1:06.632	65.26	4.495	09:03:05.730	
3 -	39.572	25.864	1:05.436	66.45	3.299	09:04:11.166	
4 -	39.417	25.872	1:05.289	66.60	3.152	09:05:16.455	
5 -	39.041	25.695	1:04.736	67.17	2.599	09:06:21.191	
6 -	39.017	25.888	1:04.905	66.99	2.768	09:07:26.096	
7 -	38.831	25.192	1:04.023	67.92	1.886	09:08:30.119	
8 -	37.976	25.010	1:02.986	69.04	0.849	09:09:33.105	
9 -	37.262	25.263	1:02.525 (2)	69.54	0.388	09:10:35.630	
10 -	37.821	25.298	1:03.119	68.89	0.982	09:11:38.749	
11 -	37.149	25.517	1:02.666 (3)	69.39	0.529	09:12:41.415	
12 -	37.185	24.952	1:02.137 (1)	69.98		09:13:43.552	

BMCR - MRO Championships 2022 - Rnd 9 @ Brands Hatch Indy

DFDS Yamaha Past Masters

QUALIFYING - SECTOR ANALYSIS



SECTOR 1 = FL to I1, SECTOR 2 = I1 to FL, DIFF = Difference To Personal Best Lap, P = Crossed Finish Line in Pit Lane, D = Time Disallowed

P5 4		Denis HALIL		Yamaha TZR250 - D & A AUTOS			
IDEAL LAP TIME : 1:02.106		BEST LAP TIME : 1:02.199		DIFFERENCE : 0.093			
LAP	SECTOR 1	SECTOR 2	LAP TIME	MPH	DIFF	TIME OF DAY	
1 -	43.107	26.680	1:09.787	62.31	7.588	09:01:59.042	
2 -	40.445	26.399	1:06.844	65.05	4.645	09:03:05.886	
3 -	40.005	25.851	1:05.856	66.03	3.657	09:04:11.742	
4 -	39.800	25.872	1:05.672	66.21	3.473	09:05:17.414	
5 -	40.519	25.610	1:06.129	65.75	3.930	09:06:23.543	
6 -	39.274	25.066	1:04.340	67.58	2.141	09:07:27.883	
7 -	39.314	24.803	1:04.117	67.82	1.918	09:08:32.000	
8 -	37.448	24.780	1:02.228 (2)	69.88	0.029	09:09:34.228	
9 -	37.710	25.135	1:02.845	69.19	0.646	09:10:37.073	
10 -	37.686	24.897	1:02.583 (3)	69.48	0.384	09:11:39.656	
11 -	37.326	24.873	1:02.199 (1)	69.91		09:12:41.855	
12 -	37.437	26.108	1:03.545	68.43	1.346	09:13:45.400	

P6 75		Anthony JOHNSON		Yamaha TZR250 - INTA MOTORCYCLE SERVICES LTD			
IDEAL LAP TIME : 1:02.261		BEST LAP TIME : 1:02.325		DIFFERENCE : 0.064			
LAP	SECTOR 1	SECTOR 2	LAP TIME	MPH	DIFF	TIME OF DAY	
1 -	41.707	26.895	1:08.602	63.38	6.277	09:01:53.884	
2 -	40.661	26.371	1:07.032	64.87	4.707	09:03:00.916	
3 -	39.568	25.825	1:05.393	66.49	3.068	09:04:06.309	
4 -	38.962	25.674	1:04.636	67.27	2.311	09:05:10.945	
5 -	38.998	25.823	1:04.821	67.08	2.496	09:06:15.766	
6 -	38.026	25.327	1:03.353	68.64	1.028	09:07:19.119	
7 -	38.070	25.249	1:03.319	68.67	0.994	09:08:22.438	
8 -	37.924	25.157	1:03.081	68.93	0.756	09:09:25.519	
9 -	37.479	24.846	1:02.325 (1)	69.77		09:10:27.844	
10 -	37.478	25.042	1:02.520	69.55	0.195	09:11:30.364	
11 -	37.540	24.952	1:02.492 (3)	69.58	0.167	09:12:32.856	
12 -	37.415	24.943	1:02.358 (2)	69.73	0.033	09:13:35.214	

P7 9 C		David MACKENZIE		Yamaha TZR250 -			
IDEAL LAP TIME : 1:02.518		BEST LAP TIME : 1:02.665		DIFFERENCE : 0.147			
LAP	SECTOR 1	SECTOR 2	LAP TIME	MPH	DIFF	TIME OF DAY	
1 -	45.953	28.347	1:14.300	58.52	11.635	09:02:15.211	
2 -	40.973	25.594	1:06.567	65.32	3.902	09:03:21.778	
3 -	38.383	25.352	1:03.735	68.22	1.070	09:04:25.513	
4 -	38.259	25.545	1:03.804	68.15	1.139	09:05:29.317	
5 -	41.432	26.366	1:07.798	64.14	5.133	09:06:37.115	
6 -	38.528	25.153	1:03.681	68.28	1.016	09:07:40.796	
7 -	37.564	25.101	1:02.665 (1)	69.39		09:08:43.461	
8 -	38.724	25.592	1:04.316	67.61	1.651	09:09:47.777	
9 -	38.589	24.954	1:03.543 (2)	68.43	0.878	09:10:51.320	
10 -	37.651	25.987	1:03.638 (3)	68.33	0.973	09:11:54.958	
11 -	39.248	25.259	1:04.507	67.41	1.842	09:12:59.465	

P8 92 C		Andrew MOOK		Yamaha TZR250 -			
IDEAL LAP TIME : 1:02.749		BEST LAP TIME : 1:02.903		DIFFERENCE : 0.154			
LAP	SECTOR 1	SECTOR 2	LAP TIME	MPH	DIFF	TIME OF DAY	
1 -	43.709	27.178	1:10.887	61.34	7.984	09:02:03.841	
2 -	41.090	26.200	1:07.290	64.62	4.387	09:03:11.131	
3 -	40.665	26.716	1:07.381	64.53	4.478	09:04:18.512	
4 -	41.067	25.746	1:06.813	65.08	3.910	09:05:25.325	
5 -	39.528	25.465	1:04.993	66.90	2.090	09:06:30.318	
6 -	38.821	25.333	1:04.154	67.78	1.251	09:07:34.472	
7 -	38.572	25.351	1:03.923 (3)	68.02	1.020	09:08:38.395	
8 -	38.575	25.172	1:03.747 (2)	68.21	0.844	09:09:42.142	
9 -	38.921	25.489	1:04.410	67.51	1.507	09:10:46.552	
10 -	37.577	25.326	1:02.903 (1)	69.13		09:11:49.455	

BMCRC - MRO Championships 2022 - Rnd 9 @ Brands Hatch Indy

DFDS Yamaha Past Masters

QUALIFYING - SECTOR ANALYSIS



SECTOR 1 = FL to I1, SECTOR 2 = I1 to FL, DIFF = Difference To Personal Best Lap, P = Crossed Finish Line in Pit Lane, D = Time Disallowed

P9 72 C		John HAMILTON		Yamaha TZR250 - LW Racing			
IDEAL LAP TIME : 1:03.033		BEST LAP TIME : 1:03.033		DIFFERENCE : 0.000			
LAP	SECTOR 1	SECTOR 2	LAP TIME	MPH	DIFF	TIME OF DAY	
1 -	44.046	28.327	1:12.373	60.08	9.340	09:02:03.013	
2 -	41.347	26.187	1:07.534	64.39	4.501	09:03:10.547	
3 -	41.813	26.390	1:08.203	63.75	5.170	09:04:18.750	
4 -	41.446	26.410	1:07.856	64.08	4.823	09:05:26.606	
5 -	39.886	26.080	1:05.966	65.92	2.933	09:06:32.572	
6 -	38.670	26.456	1:05.126	66.77	2.093	09:07:37.698	
7 -	38.954	26.003	1:04.957	66.94	1.924	09:08:42.655	
8 -	38.846	26.308	1:05.154	66.74	2.121	09:09:47.809	
9 -	39.807	25.354	1:05.161	66.73	2.128	09:10:52.970	
10 -	38.497	25.338	1:03.835 (2)	68.12	0.802	09:11:56.805	
11 -	38.772	25.239	1:04.011 (3)	67.93	0.978	09:13:00.816	
12 -	37.815	25.218	1:03.033 (1)	68.98		09:14:03.849	

P10 57		Geoff MOOK		Yamaha TZR250 -			
IDEAL LAP TIME : 1:02.853		BEST LAP TIME : 1:03.126		DIFFERENCE : 0.273			
LAP	SECTOR 1	SECTOR 2	LAP TIME	MPH	DIFF	TIME OF DAY	
1 -	44.831	27.448	1:12.279	60.16	9.153	09:02:07.276	
2 -	42.416	26.582	1:08.998	63.02	5.872	09:03:16.274	
3 -	40.318	26.261	1:06.579	65.31	3.453	09:04:22.853	
4 -	39.737	25.886	1:05.623	66.26	2.497	09:05:28.476	
5 -	39.852	25.579	1:05.431	66.46	2.305	09:06:33.907	
6 -	38.839	25.442	1:04.281	67.64	1.155	09:07:38.188	
7 -	39.406	25.433	1:04.839	67.06	1.713	09:08:43.027	
8 -	38.042	25.466	1:03.508 (2)	68.47	0.382	09:09:46.535	
9 -	38.263	24.863	1:03.126 (1)	68.88		09:10:49.661	
10 -	38.119	25.655	1:03.774 (3)	68.18	0.648	09:11:53.435	
11 -	37.990	25.923	1:03.913	68.03	0.787	09:12:57.348	

P11 26 C		Damian LEE		Yamaha TZR250 - Leed Autos			
IDEAL LAP TIME : 1:02.838		BEST LAP TIME : 1:03.141		DIFFERENCE : 0.303			
LAP	SECTOR 1	SECTOR 2	LAP TIME	MPH	DIFF	TIME OF DAY	
1 -	42.792	27.030	1:09.822	62.28	6.681	09:02:07.742	
2 -	42.113	27.046	1:09.159	62.87	6.018	09:03:16.901	
3 -	40.048	26.433	1:06.481	65.41	3.340	09:04:23.382	
4 -	39.635	26.082	1:05.717	66.17	2.576	09:05:29.099	
5 -	39.467	25.939	1:05.406	66.48	2.265	09:06:34.505	
6 -	38.590	25.593	1:04.183	67.75	1.042	09:07:38.688	
7 -	39.208	25.436	1:04.644	67.27	1.503	09:08:43.332	
8 -	39.059	25.631	1:04.690	67.22	1.549	09:09:48.022	
9 -	38.605	25.017	1:03.622 (2)	68.35	0.481	09:10:51.644	
10 -	37.821	25.807	1:03.628 (3)	68.34	0.487	09:11:55.272	
11 -	38.051	25.735	1:03.786	68.17	0.645	09:12:59.058	
12 -	37.939	25.202	1:03.141 (1)	68.87		09:14:02.199	

BMCRC - MRO Championships 2022 - Rnd 9 @ Brands Hatch Indy

DFDS Yamaha Past Masters

QUALIFYING - SECTOR ANALYSIS



SECTOR 1 = FL to I1, SECTOR 2 = I1 to FL, DIFF = Difference To Personal Best Lap, P = Crossed Finish Line in Pit Lane, D = Time Disallowed

P12 27		Richard HAYWARD		Yamaha TZR250 - Hazel Motors/ Gforce			
IDEAL LAP TIME : 1:03.238		BEST LAP TIME : 1:03.389		DIFFERENCE : 0.151			
LAP	SECTOR 1	SECTOR 2	LAP TIME	MPH	DIFF	TIME OF DAY	
1 -	44.779	28.152	1:12.931	59.62	9.542	09:02:01.916	
2 -	41.902	26.478	1:08.380	63.59	4.991	09:03:10.296	
3 -	41.076	26.697	1:07.773	64.16	4.384	09:04:18.069	
4 -	40.503	26.516	1:07.019	64.88	3.630	09:05:25.088	
5 -	39.900	25.880	1:05.780	66.10	2.391	09:06:30.868	
6 -	39.285	25.930	1:05.215	66.68	1.826	09:07:36.083	
7 -	38.980	25.453	1:04.433	67.49	1.044	09:08:40.516	
8 -	39.368	26.285	1:05.653	66.23	2.264	09:09:46.169	
9 -	38.907	24.957	1:03.864 (2)	68.09	0.475	09:10:50.033	
10 -	38.324	25.928	1:04.252	67.68	0.863	09:11:54.285	
11 -	38.956	25.284	1:04.240 (3)	67.69	0.851	09:12:58.525	
12 -	38.281	25.108	1:03.389 (1)	68.60		09:14:01.914	

P13 88		Michael STANLEY		Yamaha TZR250 -			
IDEAL LAP TIME : 1:02.893		BEST LAP TIME : 1:03.537		DIFFERENCE : 0.644			
LAP	SECTOR 1	SECTOR 2	LAP TIME	MPH	DIFF	TIME OF DAY	
1 -	44.743	28.229	1:12.972	59.59	9.435	09:02:04.218	
2 -	41.640	27.202	1:08.842	63.16	5.305	09:03:13.060	
3 -	40.883	26.591	1:07.474	64.44	3.937	09:04:20.534	
4 -	39.631	25.985	1:05.616	66.27	2.079	09:05:26.150	
5 -	39.093	26.336	1:05.429	66.46	1.892	09:06:31.579	
6 -	38.848	25.981	1:04.829	67.07	1.292	09:07:36.408	
7 -	38.881	25.620	1:04.501	67.41	0.964	09:08:40.909	
8 -	39.146	26.233	1:05.379	66.51	1.842	09:09:46.288	
9 -	39.038	25.241	1:04.279 (3)	67.65	0.742	09:10:50.567	
10 -	37.966	26.249	1:04.215 (2)	67.71	0.678	09:11:54.782	
11 -	38.646	25.833	1:04.479	67.44	0.942	09:12:59.261	
12 -	38.610	24.927	1:03.537 (1)	68.44		09:14:02.798	

P14 74		Paul WHITBY		Yamaha TZR250 - Greybridge Ltd			
IDEAL LAP TIME : 1:03.621		BEST LAP TIME : 1:03.749		DIFFERENCE : 0.128			
LAP	SECTOR 1	SECTOR 2	LAP TIME	MPH	DIFF	TIME OF DAY	
1 -	44.576	27.629	1:12.205	60.22	8.456	09:02:03.277	
2 -	41.321	26.390	1:07.711	64.22	3.962	09:03:10.988	
3 -	40.523	26.880	1:07.403	64.51	3.654	09:04:18.391	
4 -	40.883	26.174	1:07.057	64.84	3.308	09:05:25.448	
5 -	38.773	25.986	1:04.759	67.15	1.010	09:06:30.207	
6 -	38.439	25.592	1:04.031 (3)	67.91	0.282	09:07:34.238	
7 -	38.489	25.432	1:03.921 (2)	68.03	0.172	09:08:38.159	
8 -	38.189	25.560	1:03.749 (1)	68.21		09:09:41.908	
9 -	38.603	26.326	1:04.929	66.97	1.180	09:10:46.837	
10 -	38.538	25.979	1:04.517	67.40	0.768	09:11:51.354	
11 -	38.393	25.684	1:04.077	67.86	0.328	09:12:55.431	
12 -	38.599	25.840	1:04.439	67.48	0.690	09:13:59.870	

P15 15		Billy PERKINS		Yamaha TZR250 - Ashford tarmac / Barking mad about Animals			
IDEAL LAP TIME : 1:04.028		BEST LAP TIME : 1:04.329		DIFFERENCE : 0.301			
LAP	SECTOR 1	SECTOR 2	LAP TIME	MPH	DIFF	TIME OF DAY	
1 -	41.719	26.775	1:08.494	63.48	4.165	09:02:02.793	
2 -	40.725	25.632	1:06.357	65.53	2.028	09:03:09.150	
3 -	40.328	25.285	1:05.613	66.27	1.284	09:04:14.763	
4 -	39.024	25.358	1:04.382 (2)	67.54	0.053	09:05:19.145	
5 -	39.949	25.070	1:05.019 (3)	66.88	0.690	09:06:24.164	
6 -	39.325	25.004	1:04.329 (1)	67.59		09:07:28.493	

BMCRC - MRO Championships 2022 - Rnd 9 @ Brands Hatch Indy

DFDS Yamaha Past Masters

QUALIFYING - SECTOR ANALYSIS



SECTOR 1 = FL to I1, SECTOR 2 = I1 to FL, DIFF = Difference To Personal Best Lap, P = Crossed Finish Line in Pit Lane, D = Time Disallowed

P16 333 C		Mark STUBBERFIELD		Yamaha TZR250 - Polished concrete London		
IDEAL LAP TIME :		BEST LAP TIME : 1:04.494		DIFFERENCE :		
LAP	SECTOR 1	SECTOR 2	LAP TIME	MPH	DIFF	TIME OF DAY
1 -			1:09.005	63.01	4.511	09:01:55.855
2 -			1:07.416	64.50	2.922	09:03:03.271
3 -			1:07.101	64.80	2.607	09:04:10.372
4 -			1:06.650	65.24	2.156	09:05:17.022
5 -			1:05.394	66.49	0.900	09:06:22.416
6 -			1:05.112	66.78	0.618	09:07:27.528
7 -			1:04.494 (1)	67.42		09:08:32.022
8 -			1:04.591 (2)	67.32	0.097	09:09:36.613
9 -			1:04.905 (3)	66.99	0.411	09:10:41.518
10 -			1:05.379	66.51	0.885	09:11:46.897
11 -			1:05.888	65.99	1.394	09:12:52.785

P17 28		Liam McCARTER		Yamaha TZR250 - Katie McCarter		
IDEAL LAP TIME : 1:04.199		BEST LAP TIME : 1:04.523		DIFFERENCE : 0.324		
LAP	SECTOR 1	SECTOR 2	LAP TIME	MPH	DIFF	TIME OF DAY
1 -	44.767	28.589	1:13.356	59.28	8.833	09:02:02.683
2 -	42.714	27.134	1:09.848	62.25	5.325	09:03:12.531
3 -	41.414	25.872	1:07.286	64.62	2.763	09:04:19.817
4 -	40.955	26.850	1:07.805	64.13	3.282	09:05:27.622
5 -	39.663	25.929	1:05.592	66.29	1.069	09:06:33.214
6 -	39.015	25.559	1:04.574 (2)	67.34	0.051	09:07:37.788
7 -	39.301	25.656	1:04.957 (3)	66.94	0.434	09:08:42.745
8 -	39.205	25.875	1:05.080	66.81	0.557	09:09:47.825
9 -	40.044	25.906	1:05.950	65.93	1.427	09:10:53.775
10 -	38.640	25.883	1:04.523 (1)	67.39		09:11:58.298
11 -	39.604	25.943	1:05.547	66.34	1.024	09:13:03.845
12 -	39.272	25.713	1:04.985	66.91	0.462	09:14:08.830

P18 42 C		Martin PEARSON		Yamaha TZR250 -		
IDEAL LAP TIME : 1:04.854		BEST LAP TIME : 1:04.854		DIFFERENCE : 0.000		
LAP	SECTOR 1	SECTOR 2	LAP TIME	MPH	DIFF	TIME OF DAY
1 -	45.695	28.598	1:14.293	58.53	9.439	09:02:10.261
2 -	43.099	27.376	1:10.475	61.70	5.621	09:03:20.736
3 -	41.726	27.037	1:08.763	63.24	3.909	09:04:29.499
4 -	41.231	26.995	1:08.226	63.73	3.372	09:05:37.725
5 -	40.419	26.339	1:06.758	65.13	1.904	09:06:44.483
6 -	40.000	26.583	1:06.583	65.31	1.729	09:07:51.066
7 -	39.440	26.363	1:05.803 (3)	66.08	0.949	09:08:56.869
8 -	40.725	25.990	1:06.715	65.18	1.861	09:10:03.584
9 -	39.743	26.217	1:05.960	65.92	1.106	09:11:09.544
10 -	39.289	25.940	1:05.229 (2)	66.66	0.375	09:12:14.773
11 -	39.137	25.717	1:04.854 (1)	67.05		09:13:19.627

P19 19		Peter BRANTON		Yamaha TZR250 -		
IDEAL LAP TIME : 1:04.838		BEST LAP TIME : 1:04.895		DIFFERENCE : 0.057		
LAP	SECTOR 1	SECTOR 2	LAP TIME	MPH	DIFF	TIME OF DAY
1 -	42.520	27.575	1:10.095	62.03	5.200	09:01:55.430
2 -	41.041	27.027	1:08.068	63.88	3.173	09:03:03.498
3 -	41.390	26.653	1:08.043	63.90	3.148	09:04:11.541
4 -	40.612	26.629	1:07.241	64.67	2.346	09:05:18.782
5 -	40.424	26.657	1:07.081	64.82	2.186	09:06:25.863
6 -	40.601	26.648	1:07.249	64.66	2.354	09:07:33.112
7 -	40.125	26.461	1:06.586	65.30	1.691	09:08:39.698
8 -	40.045	26.652	1:06.697	65.19	1.802	09:09:46.395
9 -	40.230	26.380	1:06.610	65.28	1.715	09:10:53.005
10 -	38.932	25.963	1:04.895 (1)	67.00		09:11:57.900
11 -	39.862	25.923	1:05.785 (3)	66.10	0.890	09:13:03.685
12 -	39.195	25.906	1:05.101 (2)	66.79	0.206	09:14:08.786

BMCRC - MRO Championships 2022 - Rnd 9 @ Brands Hatch Indy

DFDS Yamaha Past Masters

QUALIFYING - SECTOR ANALYSIS



SECTOR 1 = FL to I1, SECTOR 2 = I1 to FL, DIFF = Difference To Personal Best Lap, P = Crossed Finish Line in Pit Lane, D = Time Disallowed

P20 46		Kevin MARSHALL		Yamaha TZR250 - Stacey Processing			
IDEAL LAP TIME : 1:07.335		BEST LAP TIME : 1:07.335		DIFFERENCE : 0.000			
LAP	SECTOR 1	SECTOR 2	LAP TIME	MPH	DIFF	TIME OF DAY	
1 -	44.033	27.816	1:11.849	60.52	4.514	09:01:55.131	
2 -	43.134	27.940	1:11.074	61.18	3.739	09:03:06.205	
3 -	43.352	27.427	1:10.779	61.43	3.444	09:04:16.984	
4 -	42.737	27.809	1:10.546	61.64	3.211	09:05:27.530	
5 -	42.305	27.188	1:09.493	62.57	2.158	09:06:37.023	
6 -	42.016	27.107	1:09.123	62.91	1.788	09:07:46.146	
7 -	41.488	27.184	1:08.672	63.32	1.337	09:08:54.818	
8 -	41.497	26.810	1:08.307 (3)	63.66	0.972	09:10:03.125	
9 -	41.307	26.865	1:08.172 (2)	63.78	0.837	09:11:11.297	
10 -	41.077	26.612	1:08.689	63.30	1.354	09:12:19.986	
11 -	40.859	26.476	1:07.335 (1)	64.58		09:13:27.321	

P21 77 R		Adam COLLINS		Yamaha TZR250 - 2 Cows Racing			
IDEAL LAP TIME : 1:12.344		BEST LAP TIME : 1:12.344		DIFFERENCE : 0.000			
LAP	SECTOR 1	SECTOR 2	LAP TIME	MPH	DIFF	TIME OF DAY	
1 -	47.536	29.707	1:17.243	56.29	4.899	09:02:13.431	
2 -	44.451	28.935	1:13.386 (3)	59.25	1.042	09:03:26.817	
3 -	43.552	28.792	1:12.344 (1)	60.11		09:04:39.161	
4 -	43.691	29.535	1:13.226 (2)	59.38	0.882	09:05:52.387	

P22 67 C		Mark BAILEY		Yamaha TZR250 - Elite Air conditioning Ltd. Hydroflow plumbing			
IDEAL LAP TIME : 1:13.435		BEST LAP TIME : 1:14.236		DIFFERENCE : 0.801			
LAP	SECTOR 1	SECTOR 2	LAP TIME	MPH	DIFF	TIME OF DAY	
1 -	47.468	28.270	1:15.738 (3)	57.41	1.502	09:02:13.577	
2 -	45.736	28.500	1:14.236 (1)	58.57		09:03:27.813	
3 -	45.165	29.570	1:14.735 (2)	58.18	0.499	09:04:42.548	

P23 69 C		Mark ELLERAY		Yamaha TZR250 - Abbot Solutions Ltd			
IDEAL LAP TIME : 1:14.464		BEST LAP TIME : 1:14.464		DIFFERENCE : 0.000			
LAP	SECTOR 1	SECTOR 2	LAP TIME	MPH	DIFF	TIME OF DAY	
1 -	48.721	30.229	1:18.950	55.08	4.486	09:02:19.347	
2 -	47.131	30.229	1:17.360 (3)	56.21	2.896	09:03:36.707	
3 -	45.388	29.076	1:14.464 (1)	58.39		09:04:51.171	
4 -	45.704	29.672	1:15.376 (2)	57.69	0.912	09:06:06.547	

P24 36 R		Phil ZANUTTO		Yamaha TZR250 -			
IDEAL LAP TIME : 1:15.471		BEST LAP TIME : 1:16.077		DIFFERENCE : 0.606			
LAP	SECTOR 1	SECTOR 2	LAP TIME	MPH	DIFF	TIME OF DAY	
1 -	50.066	31.442	1:21.508	53.35	5.431	09:02:23.533	
2 -	47.187	31.330	1:18.517	55.38	2.440	09:03:42.050	
3 -	47.711	30.641	1:18.352	55.50	2.275	09:05:00.402	
4 -	46.495	30.719	1:17.214	56.31	1.137	09:06:17.616	
5 -	47.884	31.420	1:19.304	54.83	3.227	09:07:36.920	
6 -	46.200	30.171	1:16.371 (3)	56.94	0.294	09:08:53.291	
7 -	46.424	29.653	1:16.077 (1)	57.16		09:10:09.368	
8 -	45.994	30.151	1:16.145 (2)	57.10	0.068	09:11:25.513	
9 -	46.899	29.824	1:16.723	56.67	0.646	09:12:42.236	

BMCRC - MRO Championships 2022 - Rnd 9 @ Brands Hatch Indy

DFDS Yamaha Past Masters

QUALIFYING - SECTOR ANALYSIS



SECTOR 1 = FL to I1, SECTOR 2 = I1 to FL, DIFF = Difference To Personal Best Lap, P = Crossed Finish Line in Pit Lane, D = Time Disallowed

P25 73 C		Colvin TURNER		Yamaha TZR250 -			
IDEAL LAP TIME : 1:18.250		BEST LAP TIME : 1:18.250		DIFFERENCE : 0.000			
LAP	SECTOR 1	SECTOR 2	LAP TIME	MPH	DIFF	TIME OF DAY	
1 -	53.044	32.304	1:25.348	50.95	7.098	09:02:16.648	
2 -	51.717	33.531	1:25.248	51.01	6.998	09:03:41.896	
3 -	51.881	35.218	1:27.099	49.92	8.849	09:05:08.995	
4 -	51.965	34.284	1:26.249	50.41	7.999	09:06:35.244	
5 -	50.768	31.203	1:21.971	53.05	3.721	09:07:57.215	
6 -	49.320	30.686	1:20.006 (2)	54.35	1.756	09:09:17.221	
7 -	49.173	31.130	1:20.303 (3)	54.15	2.053	09:10:37.524	
8 -	47.580	30.670	1:18.250 (1)	55.57		09:11:55.774	
9 -	48.735	32.214	1:20.949	53.72	2.699	09:13:16.723	

BMCRC - MRO Championships 2022 - Rnd 9 @ Brands Hatch Indy

DFDS Yamaha Past Masters

QUALIFYING - BEST SECTORS

SECTOR 1			SECTOR 2			IDEAL / BEST COMPARISON						
POS	NO	NAME	TIME	NO	NAME	TIME	POS	NO	NAME	IDEAL	BEST	DIFF
									PERFECT LAP	1:00.636		
1	30	COOPER	36.548	30	COOPER	24.088	1	30	COOPER	1:00.636	1:00.636	0.000
2	51	WHOLEY	36.626	51	WHOLEY	24.109	2	51	WHOLEY	1:00.735	1:00.954	0.219
3	100	HALL	37.149	8	BALL	24.608	3	8	BALL	1:02.076	1:02.134	0.058
4	4	HALIL	37.326	4	HALIL	24.780	4	100	HALL	1:02.101	1:02.137	0.036
5	75	JOHNSON	37.415	75	JOHNSON	24.846	5	4	HALIL	1:02.106	1:02.199	0.093
6	8	BALL	37.468	57	MOOK	24.863	6	75	JOHNSON	1:02.261	1:02.325	0.064
7	9	MACKENZIE	37.564	88	STANLEY	24.927	7	9	MACKENZIE	1:02.518	1:02.665	0.147
8	92	MOOK	37.577	100	HALL	24.952	8	92	MOOK	1:02.749	1:02.903	0.154
9	72	HAMILTON	37.815	9	MACKENZIE	24.954	9	26	LEE	1:02.838	1:03.141	0.303
10	26	LEE	37.821	27	HAYWARD	24.957	10	57	MOOK	1:02.853	1:03.126	0.273
11	88	STANLEY	37.966	15	PERKINS	25.004	11	88	STANLEY	1:02.893	1:03.537	0.644
12	57	MOOK	37.990	26	LEE	25.017	12	72	HAMILTON	1:03.033	1:03.033	0.000
13	74	WHITBY	38.189	92	MOOK	25.172	13	27	HAYWARD	1:03.238	1:03.389	0.151
14	27	HAYWARD	38.281	72	HAMILTON	25.218	14	74	WHITBY	1:03.621	1:03.749	0.128
15	28	McCARTER	38.640	74	WHITBY	25.432	15	15	PERKINS	1:04.028	1:04.329	0.301
16	19	BRANTON	38.932	28	McCARTER	25.559	16	28	McCARTER	1:04.199	1:04.523	0.324
17	15	PERKINS	39.024	42	PEARSON	25.717	17	19	BRANTON	1:04.838	1:04.895	0.057
18	42	PEARSON	39.137	19	BRANTON	25.906	18	42	PEARSON	1:04.854	1:04.854	0.000
19	46	MARSHALL	40.859	46	MARSHALL	26.476	19	46	MARSHALL	1:07.335	1:07.335	0.000
20	77	COLLINS	43.552	67	BAILEY	28.270	20	77	COLLINS	1:12.344	1:12.344	0.000
21	67	BAILEY	45.165	77	COLLINS	28.792	21	67	BAILEY	1:13.435	1:14.236	0.801
22	69	ELLERAY	45.388	69	ELLERAY	29.076	22	69	ELLERAY	1:14.464	1:14.464	0.000
23	36	ZANUTTO	45.818	36	ZANUTTO	29.653	23	36	ZANUTTO	1:15.471	1:16.077	0.606
24	73	TURNER	47.580	73	TURNER	30.670	24	73	TURNER	1:18.250	1:18.250	0.000
25							25	333	STUBBERFIELD		1:04.494	

BMCRC - MRO Championships 2022 - Rnd 9 @ Brands Hatch Indy

DFDS Yamaha Past Masters

QUALIFYING - STATISTICS

Competitors Started 25
Planned Start 2022-10-01 @ 09:00:00.000
Actual Start 2022-10-01 @ 09:00:09.304
Finish Time 2022-10-01 @ 09:13:07.169
Track Length 1.2079mi.
Total Laps 254
Total Distance Covered 306.8181mi.

Session Fastest Lap History

NO	CL	NAME	LAP TIME	TIME OF DAY	LAP	VEHICLE
75		Anthony JOHNSON	1:08.602	09:01:53.892	1	Yamaha TZR250
30		Alan COOPER	1:07.062	09:01:55.080	1	Yamaha TZR250
75		Anthony JOHNSON	1:07.032	09:03:00.923	2	Yamaha TZR250
30		Alan COOPER	1:06.031	09:03:01.109	2	Yamaha TZR250
75		Anthony JOHNSON	1:05.393	09:04:06.315	3	Yamaha TZR250
30		Alan COOPER	1:05.292	09:04:06.374	3	Yamaha TZR250
8		David BALL	1:05.027	09:04:13.569	3	Yamaha TZR250
51		Kevin WHOLEY	1:04.985	09:04:13.633	3	Yamaha TZR250
9	C	David MACKENZIE	1:03.735	09:04:25.525	3	Yamaha TZR250
30		Alan COOPER	1:03.087	09:05:09.487	4	Yamaha TZR250
30		Alan COOPER	1:03.054	09:07:16.155	6	Yamaha TZR250
30		Alan COOPER	1:02.305	09:08:18.461	7	Yamaha TZR250
8		David BALL	1:02.134	09:08:29.139	7	Yamaha TZR250
30		Alan COOPER	1:01.485	09:12:26.808	11	Yamaha TZR250
51		Kevin WHOLEY	1:00.954	09:12:38.901	11	Yamaha TZR250
30		Alan COOPER	1:00.636	09:13:27.443	12	Yamaha TZR250

Flag History

TYPE	TIME OF DAY
GREEN	09:00:09.304
FINISH	09:13:07.169

Flag Statistics

TYPE	COUNT	TOTAL LAPS	TOTAL TIME
Green	1	12	14:06.266
Red	0	0	0.000
Safety Car	0	0	0.000
FCY	0	0	0.000

BMCRC - MRO Championships 2022 - Rnd 9 @ Brands Hatch Indy

DFDS Yamaha Past Masters

QUALIFYING - STATISTICS

CLASS :

13 Starters

Fastest Lap History

NO	NAME	LAP TIME	TIME OF DAY	LAP	VEHICLE
75	Anthony JOHNSON	1:08.602	09:01:53.892	1	Yamaha TZR250
30	Alan COOPER	1:07.062	09:01:55.080	1	Yamaha TZR250
75	Anthony JOHNSON	1:07.032	09:03:00.923	2	Yamaha TZR250
30	Alan COOPER	1:06.031	09:03:01.109	2	Yamaha TZR250
75	Anthony JOHNSON	1:05.393	09:04:06.315	3	Yamaha TZR250
30	Alan COOPER	1:05.292	09:04:06.374	3	Yamaha TZR250
8	David BALL	1:05.027	09:04:13.569	3	Yamaha TZR250
51	Kevin WHOLEY	1:04.985	09:04:13.633	3	Yamaha TZR250
30	Alan COOPER	1:03.087	09:05:09.487	4	Yamaha TZR250
30	Alan COOPER	1:03.054	09:07:16.155	6	Yamaha TZR250
30	Alan COOPER	1:02.305	09:08:18.461	7	Yamaha TZR250
8	David BALL	1:02.134	09:08:29.139	7	Yamaha TZR250
30	Alan COOPER	1:01.485	09:12:26.808	11	Yamaha TZR250
51	Kevin WHOLEY	1:00.954	09:12:38.901	11	Yamaha TZR250
30	Alan COOPER	1:00.636	09:13:27.443	12	Yamaha TZR250

BMCRC - MRO Championships 2022 - Rnd 9 @ Brands Hatch Indy

DFDS Yamaha Past Masters

QUALIFYING - STATISTICS

CLASS : C

9 Starters

Fastest Lap History

NO	NAME	LAP TIME	TIME OF DAY	LAP	VEHICLE
333	Mark STUBBERFIELD	1:09.005	09:01:55.855	1	Yamaha TZR250
333	Mark STUBBERFIELD	1:07.416	09:03:03.271	2	Yamaha TZR250
92	Andrew MOOK	1:07.290	09:03:11.147	2	Yamaha TZR250
9	David MACKENZIE	1:06.567	09:03:21.791	2	Yamaha TZR250
26	Damian LEE	1:06.481	09:04:23.392	3	Yamaha TZR250
9	David MACKENZIE	1:03.735	09:04:25.525	3	Yamaha TZR250
9	David MACKENZIE	1:03.681	09:07:40.809	6	Yamaha TZR250
9	David MACKENZIE	1:02.665	09:08:43.473	7	Yamaha TZR250

BMCRC - MRO Championships 2022 - Rnd 9 @ Brands Hatch Indy

DFDS Yamaha Past Masters

QUALIFYING - STATISTICS

CLASS : R

3 Starters

Fastest Lap History

NO	NAME	LAP TIME	TIME OF DAY	LAP	VEHICLE
100	Stuart HALL	1:10.258	09:01:59.098	1	Yamaha TZR250
100	Stuart HALL	1:06.632	09:03:05.745	2	Yamaha TZR250
100	Stuart HALL	1:05.436	09:04:11.180	3	Yamaha TZR250
100	Stuart HALL	1:05.289	09:05:16.470	4	Yamaha TZR250
100	Stuart HALL	1:04.736	09:06:21.206	5	Yamaha TZR250
100	Stuart HALL	1:04.023	09:08:30.134	7	Yamaha TZR250
100	Stuart HALL	1:02.986	09:09:33.120	8	Yamaha TZR250
100	Stuart HALL	1:02.525	09:10:35.645	9	Yamaha TZR250
100	Stuart HALL	1:02.137	09:13:43.567	12	Yamaha TZR250

BMCRC - MRO Championships 2022 - Rnd 9 @ Brands Hatch Indy
DFDS Yamaha Past Masters
RACE 1 - THE PAUL HOGAN MEMORIAL RACE - GRID (10 Laps)

ROW 9	27		26	99 Paul FIRTH	25	73 Colvin TURNER	1:18.250
ROW 8	24	36 Phil ZANUTTO	23	69 Mark ELLERAY	22	67 Mark BAILEY	1:16.077 1:14.464 1:14.236
ROW 7	21	77 Adam COLLINS	20	46 Kevin MARSHALL	19	19 Peter BRANTON	1:12.344 1:07.335 1:04.895
ROW 6	18	42 Martin PEARSON	17	28 Liam McCARTER	16	333 Mark STUBBERFIELD	1:04.854 1:04.523 1:04.494
ROW 5	15	15 Billy PERKINS	14	74 Paul WHITBY	13	88 Michael STANLEY	1:04.329 1:03.749 1:03.537
ROW 4	12	27 Richard HAYWARD	11	26 Damian LEE	10	57 Geoff MOOK	1:03.389 1:03.141 1:03.126
ROW 3	9	72 John HAMILTON	8	92 Andrew MOOK	7	9 David MACKENZIE	1:03.033 1:02.903 1:02.665
ROW 2	6	75 Anthony JOHNSON	5	4 Denis HALIL	4	100 Stuart HALL	1:02.325 1:02.199 1:02.137
ROW 1	3	8 David BALL	2	51 Kevin WHOLEY	1	30 Alan COOPER	1:02.134 1:00.954 1:00.636
Pole							

Brands Hatch Indy: 1.2079 miles

These results are provisional until the conclusion of any judicial and technical matters.

Clerk Of Course :	Stewards :	Timekeeper : <i>Craig Smith</i>
-------------------	------------	------------------------------------

 Results can be found at www.tsl-timing.com

Printed - 09:16 Saturday, 01 October 2022



BMCRC - MRO Championships 2022 - Rnd 9 @ Brands Hatch Indy
DFDS Yamaha Past Masters
RACE 1 - THE PAUL HOGAN MEMORIAL RACE - CLASSIFICATION

POS	NO	CL	PIC NAME	ENTRY	LAPS	TIME	GAP	DIFF	MPH	BEST	ON
1	30		1 Alan COOPER	Yamaha TZR250 - Twistgrip Motorcycles	10	9:04.577			79.85	53.273	3
2	51		2 Kevin WHOLEY	Yamaha TZR250 - Twistgrip Motorcycles	10	9:04.688	0.111	0.111	79.83	53.360	3
3	19		3 Peter BRANTON	Yamaha TZR250 -	10	9:09.915	5.338	5.227	79.07	53.810	5
4	27		4 Richard HAYWARD	Yamaha TZR250 - Hazel Motors/ Gforce	10	9:10.227	5.650	0.312	79.03	53.915	2
5	100		5 Stuart HALL	Yamaha TZR250 - www.ypmrc.co.uk	10	9:11.402	6.825	1.175	78.86	54.266	3
6	8		6 David BALL	Yamaha TZR250 - Gardiner Page and Roe pension	10	9:11.505	6.928	0.103	78.84	54.105	4
7	74		7 Paul WHITBY	Yamaha TZR250 - Greybridge Ltd	10	9:15.176	10.599	3.671	78.32	54.216	6
8	4		8 Denis HALIL	Yamaha TZR250 - D & A AUTOS	10	9:23.191	18.614	8.015	77.21	55.055	7
9	15		9 Billy PERKINS	Yamaha TZR250 - Ashford tarmac / Barking mad abx	10	9:24.751	20.174	1.560	77.00	54.604	10
10	57		10 Geoff MOOK	Yamaha TZR250 -	10	9:24.874	20.297	0.123	76.98	55.104	6
11	92	C	1 Andrew MOOK	Yamaha TZR250 -	10	9:29.427	24.850	4.553	76.36	55.542	10
12	72	C	2 John HAMILTON	Yamaha TZR250 - LW Racing	10	9:29.893	25.316	0.466	76.30	55.648	5
13	26	C	3 Damian LEE	Yamaha TZR250 - Leed Autos	10	9:30.265	25.688	0.372	76.25	55.596	7
14	88		11 Michael STANLEY	Yamaha TZR250 -	10	9:30.416	25.839	0.151	76.23	55.529	7
15	28		12 Liam McCARTER	Yamaha TZR250 - Katie McCarter	10	9:32.168	27.591	1.752	76.00	55.957	10
16	333	C	4 Mark STUBBERFIELD	Yamaha TZR250 - Polished concrete London	10	9:48.476	43.899	16.308	73.89	57.546	4
17	9	C	5 David MACKENZIE	Yamaha TZR250 -	10	9:50.935	46.358	2.459	73.58	57.887	6
18	42	C	6 Martin PEARSON	Yamaha TZR250 -	9	9:05.034	1 Lap	1 Lap	71.80	58.945	9
19	67	C	7 Mark BAILEY	Yamaha TZR250 - Elite Air conditioning Ltd. Hydroflc	9	9:08.726	1 Lap	3.692	71.32	59.581	7
20	36	R	1 Phil ZANUTTO	Yamaha TZR250 -	9	9:08.819	1 Lap	0.093	71.31	59.313	9
21	69	C	8 Mark ELLERAY	Yamaha TZR250 - Abbot Solutions Ltd	9	9:09.216	1 Lap	0.397	71.26	59.532	5
22	46		13 Kevin MARSHALL	Yamaha TZR250 - Stacey Processing	9	9:10.917	1 Lap	1.701	71.04	59.646	6
23	99		14 Paul FIRTH	Yamaha TZR250 - Joanne Porter	9	9:46.552	1 Lap	35.635	66.72	1:03.397	6
24	77	R	2 Adam COLLINS	Yamaha TZR250 - 2 Cows Racing	9	9:51.798	1 Lap	5.246	66.13	1:04.362	2

NOT CLASSIFIED

DNF	75		Anthony JOHNSON	Yamaha TZR250 - INTA MOTORCYCLE SERVICE	6	5:33.180	4 Laps	3 Laps	78.31	52.785	3
DNF	73	C	Colvin TURNER	Yamaha TZR250 -	6	6:00.519	4 Laps	27.339	72.37	58.018	4

FASTEST LAP

	75		Anthony JOHNSON	Yamaha TZR250 - INTA MOTORCYCLE SERVICE	3	52.785		82.38 mph		132.58 kph	
	92	C	Andrew MOOK	Yamaha TZR250 -	10	55.542		78.29 mph		126.00 kph	
	36	R	Phil ZANUTTO	Yamaha TZR250 -	9	59.313		73.31 mph		117.99 kph	

Class - 92.5% of Race Speed = 73.86 mph
 Class C - 92.5% of Race Speed = 70.63 mph
 Class R - 92.5% of Race Speed = 65.96 mph

Weather / Track : Sunny / Dry

These results are provisional until the conclusion of any judicial and technical matters.

Race Distance: 10 Laps / 12.07 miles

Brands Hatch Indy: 1.2079 miles

Date: 01/10/2022 Start: 11:56 Finish: 12:05

Clerk Of Course :	Stewards :	Timekeeper : <i>Craig Smith</i>
-------------------	------------	------------------------------------

 Results can be found at www.tsl-timing.com

Printed - 12:06 Saturday, 01 October 2022



BMCR - MRO Championships 2022 - Rnd 9 @ Brands Hatch Indy

DFDS Yamaha Past Masters

RACE 1 - THE PAUL HOGAN MEMORIAL RACE - LAP CHART

LAP 1 @ 11:57:13.792

NO	BEHIND	LAP TIME
75		58.783
51	0.226	59.009
30	0.822	59.605
100	1.728	1:00.511
27	1.777	1:00.560
8	2.376	1:01.159
4	3.120	1:01.903
74	3.173	1:01.956
57	3.267	1:02.050
15	3.805	1:02.588
19	4.161	1:02.944
72	4.295	1:03.078
92	4.944	1:03.727
28	5.672	1:04.455
88	5.805	1:04.588
9	6.633	1:05.416
26	6.726	1:05.509
333	6.897	1:05.680
73	7.264	1:06.047
42	8.820	1:07.603
67	8.861	1:07.644
46	9.722	1:08.505
69	10.471	1:09.254
36	10.938	1:09.721
77	14.311	1:13.094
99	14.586	1:13.369

LAP 2 @ 11:58:06.864

NO	BEHIND	LAP TIME
75		53.072
51	0.972	53.818
30	1.671	53.921
27	2.620	53.915
100	3.235	54.579
8	3.888	54.584
74	5.117	55.016
4	5.993	55.945
19	6.079	54.990
57	6.973	56.778
15	7.060	56.327
72	7.460	56.237
92	8.330	56.458
28	9.000	56.400
88	9.486	56.753
26	9.557	55.903
9	11.900	58.339
333	12.050	58.225
73	12.418	58.226
67	16.289	1:00.500
42	16.432	1:00.684
46	17.377	1:00.727
69	17.476	1:00.077
36	17.731	59.865
77	25.601	1:04.362
99	25.818	1:04.304

LAP 3 @ 11:58:59.649

NO	BEHIND	LAP TIME
75		52.785
51	1.547	53.360
30	2.159	53.273
27	3.948	54.113

100	4.716	54.266
8	5.345	54.242
74	7.154	54.822
19	7.582	54.288
4	8.912	55.704
15	9.461	55.186
57	10.039	55.851
72	10.504	55.829
92	11.880	56.335
26	12.809	56.037
28	12.950	56.735
88	13.191	56.490
9	17.338	58.223
333	17.384	58.119
73	18.014	58.381
42	23.114	59.467
67	24.352	1:00.848
69	24.866	1:00.175
36	25.407	1:00.461
46	25.589	1:00.997
77	37.304	1:04.488
99	37.617	1:04.584

LAP 4 @ 11:59:54.893

NO	BEHIND	LAP TIME
51		53.697
30	0.408	53.493
75	1.062	56.306
27	3.177	54.473
100	3.893	54.421
8	4.206	54.105
74	6.379	54.469
19	6.438	54.100
4	8.933	55.265
15	9.387	55.170
57	10.180	55.385
72	11.140	55.880
92	12.814	56.178
26	13.194	55.629
28	14.388	56.682
88	14.578	56.631
333	19.686	57.546
9	20.689	58.595
73	20.788	58.018
42	27.697	59.827
67	29.446	1:00.338
36	29.862	59.699
69	30.019	1:00.397
46	31.188	1:00.843
77	46.485	1:04.425
99	46.636	1:04.263

LAP 5 @ 12:00:48.738

NO	BEHIND	LAP TIME
51		53.845
30	0.208	53.645
27	3.844	54.512
8	4.514	54.153
100	4.529	54.481
75	4.989	57.772
19	6.403	53.810
74	7.051	54.517
4	10.986	55.898
15	11.303	55.761
57	12.053	55.718

72	12.943	55.648
92	14.953	55.984
26	15.243	55.894
28	16.904	56.361
88	17.048	56.315
333	23.624	57.783
9	25.091	58.247
73	26.096	59.153
42	33.980	1:00.128
67	35.496	59.895
69	35.706	59.532
36	36.173	1:00.156
46	37.163	59.820

LAP 6 @ 12:01:43.236

NO	BEHIND	LAP TIME
51		54.498
30	1.094	55.384
99	1 Lap	1:04.418
77	1 Lap	1:04.798
27	3.779	54.433
100	4.600	54.569
8	4.666	54.650
75	4.953	54.462
19	5.799	53.894
74	6.769	54.216
4	11.778	55.290
15	12.196	55.391
57	12.659	55.104
72	14.953	56.508
92	16.497	56.042
26	17.656	56.911
88	18.619	56.069
28	18.642	56.236
333	27.374	58.248
9	28.480	57.887
73	32.292	1:00.694
42	38.874	59.392
67	41.174	1:00.176
69	41.377	1:00.169
36	41.601	59.926
46	42.311	59.646

LAP 7 @ 12:02:37.387

NO	BEHIND	LAP TIME
51		54.151
30	0.296	53.353
27	3.973	54.345
100	4.982	54.533
8	5.410	54.895
19	5.717	54.069
74	8.516	55.898
99	1 Lap	1:03.397
4	12.682	55.055
15	13.252	55.207
77	1 Lap	1:04.799
57	13.801	55.293
72	17.307	56.505
92	18.451	56.105
26	19.101	55.596
88	19.997	55.529
28	20.724	56.233
333	31.538	58.315
9	32.746	58.417
42	44.623	59.900

67	46.604	59.581
69	47.128	59.902
36	47.566	1:00.116
46	48.310	1:00.150

LAP 8 @ 12:03:31.621

NO	BEHIND	LAP TIME
51		54.234
30	0.046	53.984
27	4.427	54.688
100	5.219	54.471
19	5.482	53.999
8	6.103	54.927
74	8.840	54.558
15	14.888	55.870
4	15.262	56.814
57	16.018	56.451
72	20.147	57.074
92	21.173	56.956
26	21.355	56.488
99	1 Lap	1:03.930
88	21.701	55.938
28	23.303	56.813
77	1 Lap	1:05.844
333	35.947	58.643
9	36.520	58.008
42	49.477	59.088
67	52.251	59.881
69	52.427	59.533
36	52.894	59.562

LAP 9 @ 12:04:25.195

NO	BEHIND	LAP TIME
30		53.528
51	0.313	53.887
46	1 Lap	59.884
27	5.286	54.433
19	5.864	53.956
100	6.794	55.149
8	7.068	54.539
74	9.996	54.730
4	17.935	56.247
57	18.605	56.161
15	19.961	58.647
72	23.182	56.609
92	23.699	56.100
26	24.196	56.415
88	24.320	56.193
28	26.025	56.296
99	1 Lap	1:03.975
77	1 Lap	1:04.953
333	40.427	58.054
9	42.511	59.565

LAP 10 @ 12:05:19.586

NO	BEHIND	LAP TIME
30		54.391
51	0.111	54.189
42	1 Lap	58.945
67	1 Lap	59.863
36	1 Lap	59.313
69	1 Lap	1:00.177
19	5.338	53.865
27	5.650	54.755

BMCRC - MRO Championships 2022 - Rnd 9 @ Brands Hatch Indy

DFDS Yamaha Past Masters

RACE 1 - THE PAUL HOGAN MEMORIAL RACE - SECTOR ANALYSIS



SECTOR 1 = FL to I1, SECTOR 2 = I1 to FL, DIFF = Difference To Personal Best Lap, P = Crossed Finish Line in Pit Lane, D = Time Disallowed

P1 30		Alan COOPER		Yamaha TZR250 - Twistgrip Motorcycles			
IDEAL LAP TIME : 53.106		BEST LAP TIME : 53.273		DIFFERENCE : 0.167			
LAP	SECTOR 1	SECTOR 2	LAP TIME	MPH	DIFF	TIME OF DAY	
1 -		21.462	59.605	72.95	6.332	11:57:14.614	
2 -	32.388	21.533	53.921	80.64	0.648	11:58:08.535	
3 -	31.889	21.384	53.273 (1)	81.62		11:59:01.808	
4 -	31.886	21.607	53.493 (3)	81.29	0.220	11:59:55.301	
5 -	32.097	21.548	53.645	81.06	0.372	12:00:48.946	
6 -	32.581	22.803	55.384	78.51	2.111	12:01:44.330	
7 -	31.966	21.387	53.353 (2)	81.50	0.080	12:02:37.683	
8 -	32.764	21.220	53.984	80.55	0.711	12:03:31.667	
9 -	32.241	21.287	53.528	81.23	0.255	12:04:25.195	
10 -	32.501	21.890	54.391	79.95	1.118	12:05:19.586	

P2 51		Kevin WHOLEY		Yamaha TZR250 - Twistgrip Motorcycles			
IDEAL LAP TIME : 53.216		BEST LAP TIME : 53.360		DIFFERENCE : 0.144			
LAP	SECTOR 1	SECTOR 2	LAP TIME	MPH	DIFF	TIME OF DAY	
1 -		21.503	59.009	73.69	5.649	11:57:14.018	
2 -	32.420	21.398	53.818 (3)	80.80	0.458	11:58:07.836	
3 -	32.007	21.353	53.360 (1)	81.49		11:59:01.196	
4 -	31.943	21.754	53.697 (2)	80.98	0.337	11:59:54.893	
5 -	32.274	21.571	53.845	80.76	0.485	12:00:48.738	
6 -	32.473	22.025	54.498	79.79	1.138	12:01:43.236	
7 -	32.580	21.571	54.151	80.30	0.791	12:02:37.387	
8 -	32.656	21.578	54.234	80.18	0.874	12:03:31.621	
9 -	32.614	21.273	53.887	80.69	0.527	12:04:25.508	
10 -	32.518	21.671	54.189	80.24	0.829	12:05:19.697	

P3 19		Peter BRANTON		Yamaha TZR250 -			
IDEAL LAP TIME : 53.429		BEST LAP TIME : 53.810		DIFFERENCE : 0.381			
LAP	SECTOR 1	SECTOR 2	LAP TIME	MPH	DIFF	TIME OF DAY	
1 -		22.079	1:02.944	69.08	9.134	11:57:17.953	
2 -	33.131	21.859	54.990	79.07	1.180	11:58:12.943	
3 -	32.713	21.575	54.288	80.10	0.478	11:59:07.231	
4 -	32.405	21.695	54.100	80.38	0.290	12:00:01.331	
5 -	32.350	21.460	53.810 (1)	80.81		12:00:55.141	
6 -	32.275	21.619	53.894 (3)	80.68	0.084	12:01:49.035	
7 -	32.593	21.476	54.069	80.42	0.259	12:02:43.104	
8 -	32.630	21.369	53.999	80.53	0.189	12:03:37.103	
9 -	32.544	21.412	53.956	80.59	0.146	12:04:31.059	
10 -	32.060	21.805	53.865 (2)	80.73	0.055	12:05:24.924	

P4 27		Richard HAYWARD		Yamaha TZR250 - Hazel Motors/ Gforce			
IDEAL LAP TIME : 53.915		BEST LAP TIME : 53.915		DIFFERENCE : 0.000			
LAP	SECTOR 1	SECTOR 2	LAP TIME	MPH	DIFF	TIME OF DAY	
1 -		21.938	1:00.560	71.80	6.645	11:57:15.569	
2 -	32.271	21.644	53.915 (1)	80.65		11:58:09.484	
3 -	32.275	21.838	54.113 (2)	80.36	0.198	11:59:03.597	
4 -	32.621	21.852	54.473	79.83	0.558	11:59:58.070	
5 -	32.644	21.868	54.512	79.77	0.597	12:00:52.582	
6 -	32.482	21.951	54.433	79.88	0.518	12:01:47.015	
7 -	32.608	21.737	54.345 (3)	80.01	0.430	12:02:41.360	
8 -	32.815	21.873	54.688	79.51	0.773	12:03:36.048	
9 -	32.608	21.825	54.433	79.88	0.518	12:04:30.481	
10 -	32.392	22.363	54.755	79.41	0.840	12:05:25.236	

BMCRC - MRO Championships 2022 - Rnd 9 @ Brands Hatch Indy

DFDS Yamaha Past Masters

RACE 1 - THE PAUL HOGAN MEMORIAL RACE - SECTOR ANALYSIS



SECTOR 1 = FL to I1, SECTOR 2 = I1 to FL, DIFF = Difference To Personal Best Lap, P = Crossed Finish Line in Pit Lane, D = Time Disallowed

P5 100		Stuart HALL		Yamaha TZR250 - www.ypmrc.co.uk		
IDEAL LAP TIME : 54.221		BEST LAP TIME : 54.266		DIFFERENCE : 0.045		
LAP	SECTOR 1	SECTOR 2	LAP TIME	MPH	DIFF	TIME OF DAY
1 -		21.972	1:00.511	71.86	6.245	11:57:15.520
2 -	32.692	21.887	54.579	79.67	0.313	11:58:10.099
3 -	32.373	21.893	54.266 (1)	80.13		11:59:04.365
4 -	32.573	21.848	54.421 (2)	79.90	0.155	11:59:58.786
5 -	32.568	21.913	54.481	79.81	0.215	12:00:53.267
6 -	32.655	21.914	54.569	79.69	0.303	12:01:47.836
7 -	32.680	21.853	54.533	79.74	0.267	12:02:42.369
8 -	32.622	21.849	54.471	79.83	0.205	12:03:36.840
9 -	33.296	21.853	55.149	78.85	0.883	12:04:31.989
10 -	32.402	22.020	54.422 (3)	79.90	0.156	12:05:26.411

P6 8		David BALL		Yamaha TZR250 - Gardiner Page and Roe pension consultants		
IDEAL LAP TIME : 54.031		BEST LAP TIME : 54.105		DIFFERENCE : 0.074		
LAP	SECTOR 1	SECTOR 2	LAP TIME	MPH	DIFF	TIME OF DAY
1 -		22.131	1:01.159	71.10	7.054	11:57:16.168
2 -	32.852	21.732	54.584	79.66	0.479	11:58:10.752
3 -	32.453	21.789	54.242 (3)	80.17	0.137	11:59:04.994
4 -	32.484	21.621	54.105 (1)	80.37		11:59:59.099
5 -	32.546	21.607	54.153 (2)	80.30	0.048	12:00:53.252
6 -	32.911	21.739	54.650	79.57	0.545	12:01:47.902
7 -	33.102	21.793	54.895	79.21	0.790	12:02:42.797
8 -	33.349	21.578	54.927	79.17	0.822	12:03:37.724
9 -	32.746	21.793	54.539	79.73	0.434	12:04:32.263
10 -	32.458	21.793	54.251	80.15	0.146	12:05:26.514

P7 74		Paul WHITBY		Yamaha TZR250 - Greybridge Ltd		
IDEAL LAP TIME : 54.104		BEST LAP TIME : 54.216		DIFFERENCE : 0.112		
LAP	SECTOR 1	SECTOR 2	LAP TIME	MPH	DIFF	TIME OF DAY
1 -		22.095	1:01.956	70.18	7.740	11:57:16.965
2 -	33.119	21.897	55.016	79.04	0.800	11:58:11.981
3 -	32.895	21.927	54.822	79.32	0.606	11:59:06.803
4 -	32.669	21.800	54.469 (2)	79.83	0.253	12:00:01.272
5 -	32.847	21.670	54.517 (3)	79.76	0.301	12:00:55.789
6 -	32.434	21.782	54.216 (1)	80.20		12:01:50.005
7 -	33.596	22.302	55.898	77.79	1.682	12:02:45.903
8 -	32.683	21.875	54.558	79.70	0.342	12:03:40.461
9 -	32.752	21.978	54.730	79.45	0.514	12:04:35.191
10 -	32.875	22.119	54.994	79.07	0.778	12:05:30.185

P8 4		Denis HALIL		Yamaha TZR250 - D & A AUTOS		
IDEAL LAP TIME : 54.998		BEST LAP TIME : 55.055		DIFFERENCE : 0.057		
LAP	SECTOR 1	SECTOR 2	LAP TIME	MPH	DIFF	TIME OF DAY
1 -		22.308	1:01.903	70.24	6.848	11:57:16.912
2 -	33.921	22.024	55.945	77.72	0.890	11:58:12.857
3 -	33.434	22.270	55.704	78.06	0.649	11:59:08.561
4 -	33.162	22.103	55.265 (3)	78.68	0.210	12:00:03.826
5 -	33.582	22.316	55.898	77.79	0.843	12:00:59.724
6 -	33.229	22.061	55.290	78.65	0.235	12:01:55.014
7 -	33.089	21.966	55.055 (1)	78.98		12:02:50.069
8 -	34.734	22.080	56.814	76.54	1.759	12:03:46.883
9 -	34.009	22.238	56.247	77.31	1.192	12:04:43.130
10 -	33.032	22.038	55.070 (2)	78.96	0.015	12:05:38.200

BMCRC - MRO Championships 2022 - Rnd 9 @ Brands Hatch Indy

DFDS Yamaha Past Masters

RACE 1 - THE PAUL HOGAN MEMORIAL RACE - SECTOR ANALYSIS



SECTOR 1 = FL to I1, SECTOR 2 = I1 to FL, DIFF = Difference To Personal Best Lap, P = Crossed Finish Line in Pit Lane, D = Time Disallowed

P9 15		Billy PERKINS		Yamaha TZR250 - Ashford tarmac / Barking mad about Animals		
IDEAL LAP TIME : 54.604		BEST LAP TIME : 54.604		DIFFERENCE : 0.000		
LAP	SECTOR 1	SECTOR 2	LAP TIME	MPH	DIFF	TIME OF DAY
1 -		22.443	1:02.588	69.47	7.984	11:57:17.597
2 -	33.881	22.446	56.327	77.20	1.723	11:58:13.924
3 -	33.129	22.057	55.186 (3)	78.79	0.582	11:59:09.110
4 -	33.106	22.064	55.170 (2)	78.82	0.566	12:00:04.280
5 -	33.383	22.378	55.761	77.98	1.157	12:01:00.041
6 -	33.143	22.248	55.391	78.50	0.787	12:01:55.432
7 -	32.942	22.265	55.207	78.76	0.603	12:02:50.639
8 -	33.691	22.179	55.870	77.83	1.266	12:03:46.509
9 -	36.591	22.056	58.647	74.14	4.043	12:04:45.156
10 -	32.611	21.993	54.604 (1)	79.63		12:05:39.760

P10 57		Geoff MOOK		Yamaha TZR250 -		
IDEAL LAP TIME : 54.988		BEST LAP TIME : 55.104		DIFFERENCE : 0.116		
LAP	SECTOR 1	SECTOR 2	LAP TIME	MPH	DIFF	TIME OF DAY
1 -		22.575	1:02.050	70.08	6.946	11:57:17.059
2 -	34.066	22.712	56.778	76.58	1.674	11:58:13.837
3 -	33.622	22.229	55.851	77.86	0.747	11:59:09.688
4 -	33.133	22.252	55.385 (3)	78.51	0.281	12:00:05.073
5 -	33.454	22.264	55.718	78.04	0.614	12:01:00.791
6 -	33.009	22.095	55.104 (1)	78.91		12:01:55.895
7 -	32.893	22.400	55.293 (2)	78.64	0.189	12:02:51.188
8 -	34.101	22.350	56.451	77.03	1.347	12:03:47.639
9 -	33.742	22.419	56.161	77.43	1.057	12:04:43.800
10 -	33.388	22.695	56.083	77.53	0.979	12:05:39.883

P11 92 C		Andrew MOOK		Yamaha TZR250 -		
IDEAL LAP TIME : 55.542		BEST LAP TIME : 55.542		DIFFERENCE : 0.000		
LAP	SECTOR 1	SECTOR 2	LAP TIME	MPH	DIFF	TIME OF DAY
1 -		22.899	1:03.727	68.23	8.185	11:57:18.736
2 -	33.905	22.553	56.458	77.02	0.916	11:58:15.194
3 -	33.989	22.346	56.335	77.19	0.793	11:59:11.529
4 -	33.555	22.623	56.178	77.40	0.636	12:00:07.707
5 -	33.408	22.576	55.984 (2)	77.67	0.442	12:01:03.691
6 -	33.597	22.445	56.042 (3)	77.59	0.500	12:01:59.733
7 -	33.642	22.463	56.105	77.50	0.563	12:02:55.838
8 -	34.141	22.815	56.956	76.35	1.414	12:03:52.794
9 -	33.768	22.332	56.100	77.51	0.558	12:04:48.894
10 -	33.387	22.155	55.542 (1)	78.29		12:05:44.436

P12 72 C		John HAMILTON		Yamaha TZR250 - LW Racing		
IDEAL LAP TIME : 55.648		BEST LAP TIME : 55.648		DIFFERENCE : 0.000		
LAP	SECTOR 1	SECTOR 2	LAP TIME	MPH	DIFF	TIME OF DAY
1 -		22.521	1:03.078	68.93	7.430	11:57:18.087
2 -	33.853	22.384	56.237	77.32	0.589	11:58:14.324
3 -	33.418	22.411	55.829 (2)	77.89	0.181	11:59:10.153
4 -	33.413	22.467	55.880 (3)	77.82	0.232	12:00:06.033
5 -	33.332	22.316	55.648 (1)	78.14		12:01:01.681
6 -	33.949	22.559	56.508	76.95	0.860	12:01:58.189
7 -	34.113	22.392	56.505	76.95	0.857	12:02:54.694
8 -	33.903	23.171	57.074	76.19	1.426	12:03:51.768
9 -	33.907	22.702	56.609	76.81	0.961	12:04:48.377
10 -	34.196	22.329	56.525	76.93	0.877	12:05:44.902

BMCRC - MRO Championships 2022 - Rnd 9 @ Brands Hatch Indy

DFDS Yamaha Past Masters

RACE 1 - THE PAUL HOGAN MEMORIAL RACE - SECTOR ANALYSIS



SECTOR 1 = FL to I1, SECTOR 2 = I1 to FL, DIFF = Difference To Personal Best Lap, P = Crossed Finish Line in Pit Lane, D = Time Disallowed

P13 26 C		Damian LEE		Yamaha TZR250 - Leed Autos		
IDEAL LAP TIME : 55.542		BEST LAP TIME : 55.596		DIFFERENCE : 0.054		
LAP	SECTOR 1	SECTOR 2	LAP TIME	MPH	DIFF	TIME OF DAY
1 -		23.342	1:05.509	66.38	9.913	11:57:20.518
2 -	33.448	22.455	55.903	77.78	0.307	11:58:16.421
3 -	33.607	22.430	56.037	77.60	0.441	11:59:12.458
4 -	33.354	22.275	55.629 (2)	78.17	0.033	12:00:08.087
5 -	33.587	22.307	55.894	77.80	0.298	12:01:03.981
6 -	34.723	22.188	56.911	76.41	1.315	12:02:00.892
7 -	33.364	22.232	55.596 (1)	78.21		12:02:56.488
8 -	33.643	22.845	56.488	76.98	0.892	12:03:52.976
9 -	33.844	22.571	56.415	77.08	0.819	12:04:49.391
10 -	33.394	22.489	55.883 (3)	77.81	0.287	12:05:45.274

P14 88		Michael STANLEY		Yamaha TZR250 -		
IDEAL LAP TIME : 55.397		BEST LAP TIME : 55.529		DIFFERENCE : 0.132		
LAP	SECTOR 1	SECTOR 2	LAP TIME	MPH	DIFF	TIME OF DAY
1 -		22.926	1:04.588	67.32	9.059	11:57:19.597
2 -	34.022	22.731	56.753	76.62	1.224	11:58:16.350
3 -	33.935	22.555	56.490	76.98	0.961	11:59:12.840
4 -	33.965	22.666	56.631	76.78	1.102	12:00:09.471
5 -	33.591	22.724	56.315	77.21	0.786	12:01:05.786
6 -	33.594	22.475	56.069	77.55	0.540	12:02:01.855
7 -	33.329	22.200	55.529 (1)	78.31		12:02:57.384
8 -	33.197	22.741	55.938 (3)	77.73	0.409	12:03:53.322
9 -	33.670	22.523	56.193	77.38	0.664	12:04:49.515
10 -	33.389	22.521	55.910 (2)	77.77	0.381	12:05:45.425

P15 28		Liam McCARTER		Yamaha TZR250 - Katie McCarter		
IDEAL LAP TIME : 55.898		BEST LAP TIME : 55.957		DIFFERENCE : 0.059		
LAP	SECTOR 1	SECTOR 2	LAP TIME	MPH	DIFF	TIME OF DAY
1 -		22.831	1:04.455	67.46	8.498	11:57:19.464
2 -	33.951	22.449	56.400	77.10	0.443	11:58:15.864
3 -	34.018	22.717	56.735	76.64	0.778	11:59:12.599
4 -	34.140	22.542	56.682	76.71	0.725	12:00:09.281
5 -	33.743	22.618	56.361	77.15	0.404	12:01:05.642
6 -	33.639	22.597	56.236 (3)	77.32	0.279	12:02:01.878
7 -	33.807	22.426	56.233 (2)	77.33	0.276	12:02:58.111
8 -	33.490	23.323	56.813	76.54	0.856	12:03:54.924
9 -	33.796	22.500	56.296	77.24	0.339	12:04:51.220
10 -	33.549	22.408	55.957 (1)	77.71		12:05:47.177

P16 333 C		Mark STUBBERFIELD		Yamaha TZR250 - Polished concrete London		
IDEAL LAP TIME : 57.455		BEST LAP TIME : 57.546		DIFFERENCE : 0.091		
LAP	SECTOR 1	SECTOR 2	LAP TIME	MPH	DIFF	TIME OF DAY
1 -		23.003	1:05.680	66.20	8.134	11:57:20.689
2 -	34.951	23.274	58.225	74.68	0.679	11:58:18.914
3 -	35.078	23.041	58.119	74.82	0.573	11:59:17.033
4 -	34.612	22.934	57.546 (1)	75.56		12:00:14.579
5 -	34.708	23.075	57.783 (2)	75.25	0.237	12:01:12.362
6 -	35.082	23.166	58.248	74.65	0.702	12:02:10.610
7 -	35.226	23.089	58.315	74.57	0.769	12:03:08.925
8 -	35.783	22.860	58.643	74.15	1.097	12:04:07.568
9 -	35.103	22.951	58.054	74.90	0.508	12:05:05.622
10 -	35.020	22.843	57.863 (3)	75.15	0.317	12:06:03.485

BMCRC - MRO Championships 2022 - Rnd 9 @ Brands Hatch Indy

DFDS Yamaha Past Masters

RACE 1 - THE PAUL HOGAN MEMORIAL RACE - SECTOR ANALYSIS



SECTOR 1 = FL to I1, SECTOR 2 = I1 to FL, DIFF = Difference To Personal Best Lap, P = Crossed Finish Line in Pit Lane, D = Time Disallowed

P17		9 C		David MACKENZIE		Yamaha TZR250 -	
IDEAL LAP TIME : 57.664		BEST LAP TIME : 57.887		DIFFERENCE : 0.223			
LAP	SECTOR 1	SECTOR 2	LAP TIME	MPH	DIFF	TIME OF DAY	
1 -		23.437	1:05.416	66.47	7.529	11:57:20.425	
2 -	35.043	23.296	58.339	74.54	0.452	11:58:18.764	
3 -	34.972	23.251	58.223 (3)	74.68	0.336	11:59:16.987	
4 -	35.272	23.323	58.595	74.21	0.708	12:00:15.582	
5 -	35.194	23.053	58.247	74.65	0.360	12:01:13.829	
6 -	34.820	23.067	57.887 (1)	75.12		12:02:11.716	
7 -	35.022	23.395	58.417	74.44	0.530	12:03:10.133	
8 -	35.006	23.002	58.008 (2)	74.96	0.121	12:04:08.141	
9 -	34.692	24.873	59.565	73.00	1.678	12:05:07.706	
10 -	34.662	23.576	58.238	74.66	0.351	12:06:05.944	

P18		42 C		Martin PEARSON		Yamaha TZR250 -	
IDEAL LAP TIME : 58.785		BEST LAP TIME : 58.945		DIFFERENCE : 0.160			
LAP	SECTOR 1	SECTOR 2	LAP TIME	MPH	DIFF	TIME OF DAY	
1 -		24.172	1:07.603	64.32	8.658	11:57:22.612	
2 -	36.381	24.303	1:00.684	71.65	1.739	11:58:23.296	
3 -	35.667	23.800	59.467	73.12	0.522	11:59:22.763	
4 -	35.928	23.899	59.827	72.68	0.882	12:00:22.590	
5 -	36.130	23.998	1:00.128	72.32	1.183	12:01:22.718	
6 -	35.741	23.651	59.392 (3)	73.21	0.447	12:02:22.110	
7 -	36.063	23.837	59.900	72.59	0.955	12:03:22.010	
8 -	35.700	23.388	59.088 (2)	73.59	0.143	12:04:21.098	
9 -	35.397	23.548	58.945 (1)	73.77		12:05:20.043	

P19		67 C		Mark BAILEY		Yamaha TZR250 - Elite Air conditioning Ltd. Hydroflow plumbing	
IDEAL LAP TIME : 59.523		BEST LAP TIME : 59.581		DIFFERENCE : 0.058			
LAP	SECTOR 1	SECTOR 2	LAP TIME	MPH	DIFF	TIME OF DAY	
1 -		23.976	1:07.644	64.28	8.063	11:57:22.653	
2 -	36.040	24.460	1:00.500	71.87	0.919	11:58:23.153	
3 -	36.907	23.941	1:00.848	71.46	1.267	11:59:24.001	
4 -	36.466	23.872	1:00.338	72.07	0.757	12:00:24.339	
5 -	36.283	23.612	59.895	72.60	0.314	12:01:24.234	
6 -	36.367	23.809	1:00.176	72.26	0.595	12:02:24.410	
7 -	35.911	23.670	59.581 (1)	72.98		12:03:23.991	
8 -	36.066	23.815	59.881 (3)	72.62	0.300	12:04:23.872	
9 -	36.191	23.672	59.863 (2)	72.64	0.282	12:05:23.735	

P20		36 R		Phil ZANUTTO		Yamaha TZR250 -	
IDEAL LAP TIME : 59.313		BEST LAP TIME : 59.313		DIFFERENCE : 0.000			
LAP	SECTOR 1	SECTOR 2	LAP TIME	MPH	DIFF	TIME OF DAY	
1 -		24.457	1:09.721	62.37	10.408	11:57:24.730	
2 -	36.191	23.674	59.865	72.64	0.552	11:58:24.595	
3 -	36.360	24.101	1:00.461	71.92	1.148	11:59:25.056	
4 -	36.110	23.589	59.699 (3)	72.84	0.386	12:00:24.755	
5 -	36.519	23.637	1:00.156	72.28	0.843	12:01:24.911	
6 -	36.228	23.698	59.926	72.56	0.613	12:02:24.837	
7 -	36.421	23.695	1:00.116	72.33	0.803	12:03:24.953	
8 -	36.032	23.530	59.562 (2)	73.00	0.249	12:04:24.515	
9 -	35.959	23.354	59.313 (1)	73.31		12:05:23.828	

BMCRC - MRO Championships 2022 - Rnd 9 @ Brands Hatch Indy

DFDS Yamaha Past Masters

RACE 1 - THE PAUL HOGAN MEMORIAL RACE - SECTOR ANALYSIS



SECTOR 1 = FL to I1, SECTOR 2 = I1 to FL, DIFF = Difference To Personal Best Lap, P = Crossed Finish Line in Pit Lane, D = Time Disallowed

P21 69 C		Mark ELLERAY		Yamaha TZR250 - Abbot Solutions Ltd			
IDEAL LAP TIME : 59.246		BEST LAP TIME : 59.532		DIFFERENCE : 0.286			
LAP	SECTOR 1	SECTOR 2	LAP TIME	MPH	DIFF	TIME OF DAY	
1 -		23.772	1:09.254	62.79	9.722	11:57:24.263	
2 -	35.883	24.194	1:00.077	72.38	0.545	11:58:24.340	
3 -	36.021	24.154	1:00.175	72.26	0.643	11:59:24.515	
4 -	36.384	24.013	1:00.397	72.00	0.865	12:00:24.912	
5 -	36.033	23.499	59.532 (1)	73.04		12:01:24.444	
6 -	36.476	23.693	1:00.169	72.27	0.637	12:02:24.613	
7 -	36.422	23.480	59.902 (3)	72.59	0.370	12:03:24.515	
8 -	36.006	23.527	59.533 (2)	73.04	0.001	12:04:24.048	
9 -	36.814	23.363	1:00.177	72.26	0.645	12:05:24.225	

P22 46		Kevin MARSHALL		Yamaha TZR250 - Stacey Processing			
IDEAL LAP TIME : 59.394		BEST LAP TIME : 59.646		DIFFERENCE : 0.252			
LAP	SECTOR 1	SECTOR 2	LAP TIME	MPH	DIFF	TIME OF DAY	
1 -		24.207	1:08.505	63.47	8.859	11:57:23.514	
2 -	35.980	24.747	1:00.727	71.60	1.081	11:58:24.241	
3 -	36.373	24.624	1:00.997	71.29	1.351	11:59:25.238	
4 -	36.427	24.416	1:00.843	71.47	1.197	12:00:26.081	
5 -	35.841	23.979	59.820 (2)	72.69	0.174	12:01:25.901	
6 -	35.641	24.005	59.646 (1)	72.90		12:02:25.547	
7 -	35.904	24.246	1:00.150	72.29	0.504	12:03:25.697	
8 -	35.512	24.372	59.884 (3)	72.61	0.238	12:04:25.581	
9 -	36.463	23.882	1:00.345	72.06	0.699	12:05:25.926	

P23 99		Paul FIRTH		Yamaha TZR250 - Joanne Porter			
IDEAL LAP TIME : 1:03.397		BEST LAP TIME : 1:03.397		DIFFERENCE : 0.000			
LAP	SECTOR 1	SECTOR 2	LAP TIME	MPH	DIFF	TIME OF DAY	
1 -		26.207	1:13.369	59.27	9.972	11:57:28.378	
2 -	38.492	25.812	1:04.304	67.62	0.907	11:58:32.682	
3 -	38.456	26.128	1:04.584	67.33	1.187	11:59:37.266	
4 -	38.588	25.675	1:04.263	67.66	0.866	12:00:41.529	
5 -	38.873	25.545	1:04.418	67.50	1.021	12:01:45.947	
6 -	38.246	25.151	1:03.397 (1)	68.59		12:02:49.344	
7 -	38.636	25.294	1:03.930 (2)	68.02	0.533	12:03:53.274	
8 -	38.495	25.480	1:03.975 (3)	67.97	0.578	12:04:57.249	
9 -	38.575	25.737	1:04.312	67.61	0.915	12:06:01.561	

P24 77 R		Adam COLLINS		Yamaha TZR250 - 2 Cows Racing			
IDEAL LAP TIME : 1:04.122		BEST LAP TIME : 1:04.362		DIFFERENCE : 0.240			
LAP	SECTOR 1	SECTOR 2	LAP TIME	MPH	DIFF	TIME OF DAY	
1 -		26.357	1:13.094	59.49	8.732	11:57:28.103	
2 -	38.423	25.939	1:04.362 (1)	67.56		11:58:32.465	
3 -	38.477	26.011	1:04.488 (3)	67.43	0.126	11:59:36.953	
4 -	38.578	25.847	1:04.425 (2)	67.49	0.063	12:00:41.378	
5 -	38.680	26.118	1:04.798	67.11	0.436	12:01:46.176	
6 -	39.100	25.699	1:04.799	67.10	0.437	12:02:50.975	
7 -	39.607	26.237	1:05.844	66.04	1.482	12:03:56.819	
8 -	39.116	25.837	1:04.953	66.95	0.591	12:05:01.772	
9 -	39.257	25.778	1:05.035	66.86	0.673	12:06:06.807	

BMCRC - MRO Championships 2022 - Rnd 9 @ Brands Hatch Indy

DFDS Yamaha Past Masters

RACE 1 - THE PAUL HOGAN MEMORIAL RACE - SECTOR ANALYSIS



SECTOR 1 = FL to I1, SECTOR 2 = I1 to FL, DIFF = Difference To Personal Best Lap, P = Crossed Finish Line in Pit Lane, D = Time Disallowed

P25 75		Anthony JOHNSON		Yamaha TZR250 - INTA MOTORCYCLE SERVICES LTD			
IDEAL LAP TIME : 52.754		BEST LAP TIME : 52.785		DIFFERENCE : 0.031			
LAP	SECTOR 1	SECTOR 2	LAP TIME	MPH	DIFF	TIME OF DAY	
1 -		21.386	58.783	73.97	5.998	11:57:13.792	
2 -	31.805	21.267	53.072 (2)	81.93	0.287	11:58:06.864	
3 -	31.487	21.298	52.785 (1)	82.38		11:58:59.649	
4 -	32.629	23.677	56.306	77.23	3.521	11:59:55.955	
5 -	36.347	21.425	57.772	75.27	4.987	12:00:53.727	
6 -	31.933	22.529	54.462 (3)	79.84	1.677	12:01:48.189	

P26 73 C		Colvin TURNER		Yamaha TZR250 -			
IDEAL LAP TIME : 57.763		BEST LAP TIME : 58.018		DIFFERENCE : 0.255			
LAP	SECTOR 1	SECTOR 2	LAP TIME	MPH	DIFF	TIME OF DAY	
1 -		23.101	1:06.047	65.84	8.029	11:57:21.056	
2 -	34.918	23.308	58.226 (2)	74.68	0.208	11:58:19.282	
3 -	34.894	23.487	58.381 (3)	74.48	0.363	11:59:17.663	
4 -	35.149	22.869	58.018 (1)	74.95		12:00:15.681	
5 -	35.793	23.360	59.153	73.51	1.135	12:01:14.834	
6 -	36.129	24.565	1:00.694	71.64	2.676	12:02:15.528	

BMCRC - MRO Championships 2022 - Rnd 9 @ Brands Hatch Indy

DFDS Yamaha Past Masters

RACE 1 - THE PAUL HOGAN MEMORIAL RACE - BEST SECTORS

SECTOR 1			SECTOR 2			IDEAL / BEST COMPARISON						
POS	NO	NAME	TIME	NO	NAME	TIME	POS	NO	NAME	IDEAL	BEST	DIFF
									PERFECT LAP	52.707		
1	75	JOHNSON	31.487	30	COOPER	21.220	1	75	JOHNSON	52.754	52.785	0.031
2	30	COOPER	31.886	75	JOHNSON	21.267	2	30	COOPER	53.106	53.273	0.167
3	51	WHOLEY	31.943	51	WHOLEY	21.273	3	51	WHOLEY	53.216	53.360	0.144
4	19	BRANTON	32.060	19	BRANTON	21.369	4	19	BRANTON	53.429	53.810	0.381
5	27	HAYWARD	32.271	8	BALL	21.578	5	27	HAYWARD	53.915	53.915	0.000
6	100	HALL	32.373	27	HAYWARD	21.644	6	8	BALL	54.031	54.105	0.074
7	74	WHITBY	32.434	74	WHITBY	21.670	7	74	WHITBY	54.104	54.216	0.112
8	8	BALL	32.453	100	HALL	21.848	8	100	HALL	54.221	54.266	0.045
9	15	PERKINS	32.611	4	HALIL	21.966	9	15	PERKINS	54.604	54.604	0.000
10	57	MOOK	32.893	15	PERKINS	21.993	10	57	MOOK	54.988	55.104	0.116
11	4	HALIL	33.032	57	MOOK	22.095	11	4	HALIL	54.998	55.055	0.057
12	88	STANLEY	33.197	92	MOOK	22.155	12	88	STANLEY	55.397	55.529	0.132
13	72	HAMILTON	33.332	26	LEE	22.188	13	92	MOOK	55.542	55.542	0.000
14	26	LEE	33.354	88	STANLEY	22.200	14	26	LEE	55.542	55.596	0.054
15	92	MOOK	33.387	72	HAMILTON	22.316	15	72	HAMILTON	55.648	55.648	0.000
16	28	McCARTER	33.490	28	McCARTER	22.408	16	28	McCARTER	55.898	55.957	0.059
17	333	STUBBERFIELD	34.612	333	STUBBERFIELD	22.843	17	333	STUBBERFIELD	57.455	57.546	0.091
18	9	MACKENZIE	34.662	73	TURNER	22.869	18	9	MACKENZIE	57.664	57.887	0.223
19	73	TURNER	34.894	9	MACKENZIE	23.002	19	73	TURNER	57.763	58.018	0.255
20	42	PEARSON	35.397	36	ZANUTTO	23.354	20	42	PEARSON	58.785	58.945	0.160
21	46	MARSHALL	35.512	69	ELLERAY	23.363	21	69	ELLERAY	59.246	59.532	0.286
22	69	ELLERAY	35.883	42	PEARSON	23.388	22	36	ZANUTTO	59.313	59.313	0.000
23	67	BAILEY	35.911	67	BAILEY	23.612	23	46	MARSHALL	59.394	59.646	0.252
24	36	ZANUTTO	35.959	46	MARSHALL	23.882	24	67	BAILEY	59.523	59.581	0.058
25	99	FIRTH	38.246	99	FIRTH	25.151	25	99	FIRTH	1:03.397	1:03.397	0.000
26	77	COLLINS	38.423	77	COLLINS	25.699	26	77	COLLINS	1:04.122	1:04.362	0.240

BMCRC - MRO Championships 2022 - Rnd 9 @ Brands Hatch Indy

DFDS Yamaha Past Masters

RACE 1 - THE PAUL HOGAN MEMORIAL RACE - STATISTICS

Competitors Started 26
Planned Start 2022-10-01 @ 11:40:00.000
Actual Start 2022-10-01 @ 11:56:15.008
Finish Time 2022-10-01 @ 12:05:19.585
Track Length 1.2079mi.
Total Laps 245
Total Distance Covered 295.9466mi.

Session Fastest Lap History

NO	CL	NAME	LAP TIME	TIME OF DAY	LAP	VEHICLE
75		Anthony JOHNSON	53.072	11:58:06.871	2	Yamaha TZR250
75		Anthony JOHNSON	52.785	11:58:59.655	3	Yamaha TZR250

Session Leader History

NO	CL	NAME	FROM LAP	LAPS LED	DISTANCE	VEHICLE
75		Anthony JOHNSON	1	3	3.62 miles	Yamaha TZR250
51		Kevin WHOLEY	4	5	6.03 miles	Yamaha TZR250
30		Alan COOPER	9	2	2.41 miles	Yamaha TZR250

Flag History

TYPE	TIME OF DAY
GREEN	11:56:15.008
FINISH	12:05:19.585

Flag Statistics

TYPE	COUNT	TOTAL LAPS	TOTAL TIME
Green	1	10	9:54.664
Red	0	0	0.000
Safety Car	0	0	0.000
FCY	0	0	0.000

BMCRC - MRO Championships 2022 - Rnd 9 @ Brands Hatch Indy

DFDS Yamaha Past Masters

RACE 1 - THE PAUL HOGAN MEMORIAL RACE - STATISTICS

CLASS :

15 Starters

Fastest Lap History

NO	NAME	LAP TIME	TIME OF DAY	LAP	VEHICLE
75	Anthony JOHNSON	53.072	11:58:06.871	2	Yamaha TZR250
75	Anthony JOHNSON	52.785	11:58:59.655	3	Yamaha TZR250

Leader History

NO	NAME	FROM LAP	LAPS LED	DISTANCE	VEHICLE
75	Anthony JOHNSON	1	3	3.62 miles	Yamaha TZR250
51	Kevin WHOLEY	4	5	6.03 miles	Yamaha TZR250
30	Alan COOPER	9	2	2.41 miles	Yamaha TZR250

BMCRC - MRO Championships 2022 - Rnd 9 @ Brands Hatch Indy

DFDS Yamaha Past Masters

RACE 1 - THE PAUL HOGAN MEMORIAL RACE - STATISTICS

CLASS : C

9 Starters

Fastest Lap History

NO	NAME	LAP TIME	TIME OF DAY	LAP	VEHICLE
72	John HAMILTON	56.237	11:58:14.352	2	Yamaha TZR250
26	Damian LEE	55.903	11:58:16.421	2	Yamaha TZR250
72	John HAMILTON	55.829	11:59:10.183	3	Yamaha TZR250
26	Damian LEE	55.629	12:00:08.098	4	Yamaha TZR250
26	Damian LEE	55.596	12:02:56.500	7	Yamaha TZR250
92	Andrew MOOK	55.542	12:05:44.452	10	Yamaha TZR250

Leader History

NO	NAME	FROM LAP	LAPS LED	DISTANCE	VEHICLE
72	John HAMILTON	1	9	10.87 miles	Yamaha TZR250
92	Andrew MOOK	10	1	1.20 miles	Yamaha TZR250

BMCRC - MRO Championships 2022 - Rnd 9 @ Brands Hatch Indy

DFDS Yamaha Past Masters

RACE 1 - THE PAUL HOGAN MEMORIAL RACE - STATISTICS

CLASS : R

2 Starters

Fastest Lap History

NO	NAME	LAP TIME	TIME OF DAY	LAP	VEHICLE
36	Phil ZANUTTO	59.865	11:58:24.606	2	Yamaha TZR250
36	Phil ZANUTTO	59.699	12:00:24.767	4	Yamaha TZR250
36	Phil ZANUTTO	59.562	12:04:24.526	8	Yamaha TZR250
36	Phil ZANUTTO	59.313	12:05:23.841	9	Yamaha TZR250

Leader History

NO	NAME	FROM LAP	LAPS LED	DISTANCE	VEHICLE
36	Phil ZANUTTO	1	9	10.87 miles	Yamaha TZR250

BMCRC - MRO Championships 2022 - Rnd 9 @ Brands Hatch Indy
DFDS Yamaha Past Masters
RACE 11 - THE DANNY WHALIN MEMORIAL RACE - GRID (10 Laps)

ROW 9	27		1:04.362	26	77 Adam COLLINS	25	99 Paul FIRTH	1:03.397	
ROW 8	24	46 Kevin MARSHALL	59.646	23	67 Mark BAILEY	59.581	22	69 Mark ELLERAY	59.532
ROW 7	21	36 Phil ZANUTTO	59.313	20	42 Martin PEARSON	58.945	19	73 Colvin TURNER	58.018
ROW 6	18	9 David MACKENZIE	57.887	17	333 Mark STUBBERFIELD	57.546	16	28 Liam McCARTER	55.957
ROW 5	15	72 John HAMILTON	55.648	14	26 Damian LEE	55.596	13	92 Andrew MOOK	55.542
ROW 4	12	88 Michael STANLEY	55.529	11	57 Geoff MOOK	55.104	10	4 Denis HALIL	55.055
ROW 3	9	15 Billy PERKINS	54.604	8	100 Stuart HALL	54.266	7	74 Paul WHITBY	54.216
ROW 2	6	8 David BALL	54.105	5	27 Richard HAYWARD	53.915	4	19 Peter BRANTON	53.810
ROW 1	3	51 Kevin WHOLEY	53.360	2	30 Alan COOPER	53.273	1	75 Anthony JOHNSON	52.785
Pole									

Brands Hatch Indy: 1.2079 miles

These results are provisional until the conclusion of any judicial and technical matters.

Clerk Of Course :	Stewards :	Timekeeper : <i>Craig Smith</i>
-------------------	------------	------------------------------------

 Results can be found at www.tsl-timing.com

Printed - 12:07 Saturday, 01 October 2022



BMCRC - MRO Championships 2022 - Rnd 9 @ Brands Hatch Indy
DFDS Yamaha Past Masters
RACE 11 - THE DANNY WHALIN MEMORIAL RACE - CLASSIFICATION

POS	NO	CL	PIC NAME	ENTRY	LAPS	TIME	GAP	DIFF	MPH	BEST	ON
1	51		Kevin WHOLEY	Yamaha TZR250 - Twistgrip Motorcycles	10	9:01.546			80.29	53.134	10
2	19		Peter BRANTON	Yamaha TZR250 -	10	9:01.644	0.098	0.098	80.28	53.226	6
3	30		Alan COOPER	Yamaha TZR250 - Twistgrip Motorcycles	10	9:03.082	1.536	1.438	80.07	53.067	9
4	27		Richard HAYWARD	Yamaha TZR250 - Hazel Motors/ Gforce	10	9:05.533	3.987	2.451	79.71	53.497	3
5	74		Paul WHITBY	Yamaha TZR250 - Greybridge Ltd	10	9:05.636	4.090	0.103	79.69	53.350	4
6	100		Stuart HALL	Yamaha TZR250 - www.ypmrc.co.uk	10	9:06.283	4.737	0.647	79.60	53.727	6
7	8		David BALL	Yamaha TZR250 - Gardiner Page and Roe pension	10	9:16.819	15.273	10.536	78.09	54.593	2
8	15		Billy PERKINS	Yamaha TZR250 - Ashford tarmac / Barking mad ab	10	9:16.971	15.425	0.152	78.07	54.546	6
9	4		Denis HALIL	Yamaha TZR250 - D & A AUTOS	10	9:17.084	15.538	0.113	78.06	54.386	5
10	57		Geoff MOOK	Yamaha TZR250 -	10	9:21.631	20.085	4.547	77.42	54.994	4
11	88		Michael STANLEY	Yamaha TZR250 -	10	9:21.799	20.253	0.168	77.40	54.739	10
12	28		Liam McCARTER	Yamaha TZR250 - Katie McCarter	10	9:23.961	22.415	2.162	77.10	55.488	8
13	92	C	Andrew MOOK	Yamaha TZR250 -	10	9:25.503	23.957	1.542	76.89	55.431	3
14	26	C	Damian LEE	Yamaha TZR250 - Leed Autos	10	9:28.223	26.677	2.720	76.52	55.800	3
15	72	C	John HAMILTON	Yamaha TZR250 - LW Racing	10	9:35.037	33.491	6.814	75.62	56.096	2
16	333	C	Mark STUBBERFIELD	Yamaha TZR250 - Polished concrete London	10	9:46.469	44.923	11.432	74.14	57.088	10
17	9	C	David MACKENZIE	Yamaha TZR250 -	10	9:46.815	45.269	0.346	74.10	57.108	10
18	42	C	Martin PEARSON	Yamaha TZR250 -	10	9:55.776	54.230	8.961	72.99	57.967	10
19	69	C	Mark ELLERAY	Yamaha TZR250 - Abbot Solutions Ltd	10	9:56.228	54.682	0.452	72.93	57.655	10
20	67	C	Mark BAILEY	Yamaha TZR250 - Elite Air conditioning Ltd. Hydroflc	9	9:05.620	1 Lap	1 Lap	71.73	59.203	4
21	36	R	Phil ZANUTTO	Yamaha TZR250 -	9	9:08.752	1 Lap	3.132	71.32	59.720	4
22	77	R	Adam COLLINS	Yamaha TZR250 - 2 Cows Racing	9	9:33.504	1 Lap	24.752	68.24	1:02.244	2
23	99		Paul FIRTH	Yamaha TZR250 - Joanne Porter	9	9:46.600	1 Lap	13.096	66.71	1:03.098	8

NOT CLASSIFIED

DNF	46		Kevin MARSHALL	Yamaha TZR250 - Stacey Processing	6	6:03.745	4 Laps	3 Laps	71.73	59.070	4
DNF	75		Anthony JOHNSON	Yamaha TZR250 - INTA MOTORCYCLE SERVICE	4	3:46.939	6 Laps	2 Laps	76.64	54.818	3

FASTEST LAP

	30		Alan COOPER	Yamaha TZR250 - Twistgrip Motorcycles	9	53.067			81.94 mph	131.87 kph	
	92	C	Andrew MOOK	Yamaha TZR250 -	3	55.431			78.45 mph	126.25 kph	
	36	R	Phil ZANUTTO	Yamaha TZR250 -	4	59.720			72.81 mph	117.18 kph	

Class - 92.5% of Race Speed = 74.26 mph
 Class C - 92.5% of Race Speed = 71.12 mph
 Class R - 92.5% of Race Speed = 65.97 mph

Weather / Track : Cloudy / Dry

These results are provisional until the conclusion of any judicial and technical matters.

Race Distance: 10 Laps / 12.07 miles

Brands Hatch Indy: 1.2079 miles

Date: 01/10/2022 Start: 15:14 Finish: 15:23

Clerk Of Course :

Stewards :

Timekeeper :

Craig Smith

 Results can be found at www.tsl-timing.com

Printed - 15:25 Saturday, 01 October 2022



BMCRC - MRO Championships 2022 - Rnd 9 @ Brands Hatch Indy

DFDS Yamaha Past Masters

RACE 11 - THE DANNY WHALIN MEMORIAL RACE - LAP CHART

LAP 1 @ 15:15:29.104

NO	BEHIND	LAP TIME
51		59.498
19	0.089	59.587
27	0.908	1:00.406
100	1.163	1:00.661
75	1.257	1:00.755
74	1.287	1:00.785
30	1.387	1:00.885
8	2.003	1:01.501
15	2.264	1:01.762
4	2.784	1:02.282
57	2.822	1:02.320
88	3.802	1:03.300
28	3.895	1:03.393
26	3.906	1:03.404
92	4.022	1:03.520
72	4.519	1:04.017
333	4.965	1:04.463
9	5.374	1:04.872
42	7.039	1:06.537
69	7.251	1:06.749
36	7.645	1:07.143
46	8.219	1:07.717
67	8.403	1:07.901
77	10.725	1:10.223
99	13.060	1:12.558

LAP 2 @ 15:16:23.182

NO	BEHIND	LAP TIME
19		53.989
51	0.192	54.270
27	0.580	53.750
74	1.010	53.801
100	1.039	53.954
30	1.133	53.824
8	2.518	54.593
15	2.883	54.697
75	3.296	56.117
4	3.436	54.730
57	4.266	55.522
88	5.436	55.712
28	5.654	55.837
92	5.903	55.959
26	6.417	56.589
72	6.537	56.096
333	8.274	57.387
9	8.883	57.587
42	12.209	59.248
69	12.502	59.329
46	13.462	59.321
36	14.056	1:00.489
67	14.151	59.826
77	18.891	1:02.244
99	24.586	1:05.604

LAP 3 @ 15:17:16.801

NO	BEHIND	LAP TIME
19		53.619
51	0.103	53.530
27	0.458	53.497
100	1.202	53.782
74	1.294	53.903
30	1.319	53.805

8	3.562	54.663
15	3.973	54.709
75	4.495	54.818
4	4.863	55.046
57	5.854	55.207
88	7.369	55.552
92	7.715	55.431
28	7.833	55.798
26	8.598	55.800
72	9.147	56.229
333	12.773	58.118
9	13.034	57.770
42	17.899	59.309
69	18.090	59.207
46	18.972	59.129
67	20.222	59.690
36	20.733	1:00.296
77	27.964	1:02.692
99	35.700	1:04.733

LAP 4 @ 15:18:10.482

NO	BEHIND	LAP TIME
51		53.578
19	0.102	53.783
27	0.447	53.670
74	0.963	53.350
30	1.318	53.680
100	2.104	54.583
8	5.122	55.241
15	5.587	55.295
4	5.964	54.782
75	6.063	55.249
57	7.167	54.994
88	8.868	55.180
28	9.687	55.535
92	9.770	55.736
26	10.751	55.834
72	11.768	56.302
333	17.571	58.479
9	17.748	58.395
42	23.030	58.812
69	23.400	58.991
46	24.361	59.070
67	25.744	59.203
36	26.772	59.720
77	36.612	1:02.329
99	46.427	1:04.408

LAP 5 @ 15:19:03.800

NO	BEHIND	LAP TIME
51		53.318
19	0.251	53.467
27	0.894	53.765
30	1.451	53.451
74	1.483	53.838
100	2.677	53.891
8	6.669	54.865
15	6.854	54.585
4	7.032	54.386
57	9.342	55.493
88	10.797	55.247
28	11.950	55.581
92	12.119	55.667
26	13.342	55.909
72	15.525	57.075

333	22.376	58.123
9	22.675	58.245
42	29.066	59.354
69	29.366	59.284
46	30.313	59.270
67	32.287	59.861
36	33.429	59.975
77	45.591	1:02.297

LAP 6 @ 15:19:57.169

NO	BEHIND	LAP TIME
51		53.369
19	0.108	53.226
27	1.222	53.697
30	1.820	53.738
74	2.377	54.263
100	3.035	53.727
99	1 Lap	1:04.051
15	8.031	54.546
8	8.218	54.918
4	8.744	55.081
57	11.023	55.050
88	12.754	55.326
28	14.156	55.575
92	14.274	55.524
26	15.889	55.916
72	19.236	57.080
333	27.222	58.215
9	27.510	58.204
42	34.622	58.925
69	34.933	58.936
46	36.182	59.238
67	38.869	59.951
36	40.068	1:00.008

LAP 7 @ 15:20:50.653

NO	BEHIND	LAP TIME
51		53.484
19	0.330	53.706
77	1 Lap	1:02.710
30	1.668	53.332
27	1.782	54.044
74	2.821	53.928
100	3.495	53.944
8	10.639	55.905
4	11.203	55.943
15	11.714	57.167
57	13.450	55.911
88	14.958	55.688
99	1 Lap	1:05.308
28	16.323	55.651
92	17.172	56.382
26	18.483	56.078
72	23.085	57.333
333	31.952	58.214
9	32.209	58.183
42	39.938	58.800
69	40.652	59.203
67	45.042	59.657
36	47.097	1:00.513

LAP 8 @ 15:21:44.365

NO	BEHIND	LAP TIME
51		53.712

19	0.209	53.591
30	1.545	53.589
27	2.357	54.287
74	3.473	54.364
100	3.729	53.946
77	1 Lap	1:03.061
8	11.826	54.899
4	12.554	55.063
15	12.762	54.760
57	15.646	55.908
88	17.206	55.960
28	18.099	55.488
92	19.250	55.790
26	21.078	56.307
99	1 Lap	1:03.717
72	26.404	57.031
333	36.367	58.127
9	36.659	58.162
42	44.660	58.434
69	44.930	57.990
67	51.367	1:00.037

LAP 9 @ 15:22:37.952

NO	BEHIND	LAP TIME
19		53.378
51	0.066	53.653
36	1 Lap	1:00.286
30	1.025	53.067
27	2.847	54.077
74	3.397	53.511
100	3.995	53.853
8	13.476	55.237
15	13.910	54.735
4	14.182	55.215
57	17.569	55.510
88	18.714	55.095
28	20.020	55.508
77	1 Lap	1:03.732
92	21.414	55.751
26	23.498	56.007
72	29.986	57.169
99	1 Lap	1:03.098
333	41.035	58.255
9	41.361	58.289
42	49.463	58.390
69	50.227	58.884

LAP 10 @ 15:23:31.152

NO	BEHIND	LAP TIME
51		53.134
19	0.098	53.298
30	1.536	53.711
27	3.987	54.340
67	1 Lap	59.494
74	4.090	53.893
100	4.737	53.942
36	1 Lap	1:00.322
8	15.273	54.997
15	15.425	54.715
4	15.538	54.556
57	20.085	55.716
88	20.253	54.739
28	22.415	55.595
92	23.957	55.743
26	26.677	56.379

77	1 Lap	1:04.216
72	33.491	56.705
333	44.923	57.088
99	1 Lap	1:03.123
9	45.269	57.108
42	54.230	57.967
69	54.682	57.655

BMCRC - MRO Championships 2022 - Rnd 9 @ Brands Hatch Indy

DFDS Yamaha Past Masters

RACE 11 - THE DANNY WHALIN MEMORIAL RACE - SECTOR ANALYSIS



SECTOR 1 = FL to I1, SECTOR 2 = I1 to FL, DIFF = Difference To Personal Best Lap, P = Crossed Finish Line in Pit Lane, D = Time Disallowed

P1 51		Kevin WHOLEY		Yamaha TZR250 - Twistgrip Motorcycles		
IDEAL LAP TIME : 53.134		BEST LAP TIME : 53.134		DIFFERENCE : 0.000		
LAP	SECTOR 1	SECTOR 2	LAP TIME	MPH	DIFF	TIME OF DAY
1 -		21.768	59.498	73.08	6.364	15:15:29.104
2 -	32.771	21.499	54.270	80.12	1.136	15:16:23.374
3 -	32.014	21.516	53.530	81.23	0.396	15:17:16.904
4 -	32.231	21.347	53.578	81.16	0.444	15:18:10.482
5 -	31.968	21.350	53.318 (2)	81.55	0.184	15:19:03.800
6 -	31.813	21.556	53.369 (3)	81.48	0.235	15:19:57.169
7 -	31.909	21.575	53.484	81.30	0.350	15:20:50.653
8 -	32.325	21.387	53.712	80.96	0.578	15:21:44.365
9 -	32.127	21.526	53.653	81.05	0.519	15:22:38.018
10 -	31.792	21.342	53.134 (1)	81.84		15:23:31.152

P2 19		Peter BRANTON		Yamaha TZR250 -		
IDEAL LAP TIME : 53.063		BEST LAP TIME : 53.226		DIFFERENCE : 0.163		
LAP	SECTOR 1	SECTOR 2	LAP TIME	MPH	DIFF	TIME OF DAY
1 -		21.622	59.587	72.97	6.361	15:15:29.193
2 -	32.459	21.530	53.989	80.54	0.763	15:16:23.182
3 -	32.096	21.523	53.619	81.10	0.393	15:17:16.801
4 -	32.154	21.629	53.783	80.85	0.557	15:18:10.584
5 -	31.978	21.489	53.467	81.33	0.241	15:19:04.051
6 -	31.710	21.516	53.226 (1)	81.70		15:19:57.277
7 -	31.920	21.786	53.706	80.97	0.480	15:20:50.983
8 -	32.138	21.453	53.591	81.14	0.365	15:21:44.574
9 -	31.908	21.470	53.378 (3)	81.46	0.152	15:22:37.952
10 -	31.945	21.353	53.298 (2)	81.59	0.072	15:23:31.250

P3 30		Alan COOPER		Yamaha TZR250 - Twistgrip Motorcycles		
IDEAL LAP TIME : 53.020		BEST LAP TIME : 53.067		DIFFERENCE : 0.047		
LAP	SECTOR 1	SECTOR 2	LAP TIME	MPH	DIFF	TIME OF DAY
1 -		21.859	1:00.885	71.42	7.818	15:15:30.491
2 -	32.550	21.274	53.824	80.79	0.757	15:16:24.315
3 -	32.406	21.399	53.805	80.82	0.738	15:17:18.120
4 -	32.318	21.362	53.680	81.00	0.613	15:18:11.800
5 -	32.216	21.235	53.451 (3)	81.35	0.384	15:19:05.251
6 -	32.004	21.734	53.738	80.92	0.671	15:19:58.989
7 -	31.929	21.403	53.332 (2)	81.53	0.265	15:20:52.321
8 -	32.197	21.392	53.589	81.14	0.522	15:21:45.910
9 -	31.785	21.282	53.067 (1)	81.94		15:22:38.977
10 -	32.290	21.421	53.711	80.96	0.644	15:23:32.688

P4 27		Richard HAYWARD		Yamaha TZR250 - Hazel Motors/ Gforce		
IDEAL LAP TIME : 53.173		BEST LAP TIME : 53.497		DIFFERENCE : 0.324		
LAP	SECTOR 1	SECTOR 2	LAP TIME	MPH	DIFF	TIME OF DAY
1 -		22.222	1:00.406	71.98	6.909	15:15:30.012
2 -	32.150	21.600	53.750	80.90	0.253	15:16:23.762
3 -	32.139	21.358	53.497 (1)	81.28		15:17:17.259
4 -	32.110	21.560	53.670 (2)	81.02	0.173	15:18:10.929
5 -	32.282	21.483	53.765	80.88	0.268	15:19:04.694
6 -	31.815	21.882	53.697 (3)	80.98	0.200	15:19:58.391
7 -	32.304	21.740	54.044	80.46	0.547	15:20:52.435
8 -	32.626	21.661	54.287	80.10	0.790	15:21:46.722
9 -	32.232	21.845	54.077	80.41	0.580	15:22:40.799
10 -	32.441	21.899	54.340	80.02	0.843	15:23:35.139

BMCRC - MRO Championships 2022 - Rnd 9 @ Brands Hatch Indy

DFDS Yamaha Past Masters

RACE 11 - THE DANNY WHALIN MEMORIAL RACE - SECTOR ANALYSIS



SECTOR 1 = FL to I1, SECTOR 2 = I1 to FL, DIFF = Difference To Personal Best Lap, P = Crossed Finish Line in Pit Lane, D = Time Disallowed

P5 74 Paul WHITBY		Yamaha TZR250 - Greybridge Ltd				
IDEAL LAP TIME : 53.291		BEST LAP TIME : 53.350		DIFFERENCE : 0.059		
LAP	SECTOR 1	SECTOR 2	LAP TIME	MPH	DIFF	TIME OF DAY
1 -		22.080	1:00.785	71.53	7.435	15:15:30.391
2 -	32.411	21.390	53.801 (3)	80.82	0.451	15:16:24.192
3 -	32.376	21.527	53.903	80.67	0.553	15:17:18.095
4 -	31.901	21.449	53.350 (1)	81.51		15:18:11.445
5 -	32.297	21.541	53.838	80.77	0.488	15:19:05.283
6 -	32.139	22.124	54.263	80.13	0.913	15:19:59.546
7 -	32.359	21.569	53.928	80.63	0.578	15:20:53.474
8 -	32.562	21.802	54.364	79.99	1.014	15:21:47.838
9 -	31.992	21.519	53.511 (2)	81.26	0.161	15:22:41.349
10 -	32.483	21.410	53.893	80.68	0.543	15:23:35.242

P6 100 Stuart HALL		Yamaha TZR250 - www.ypmrc.co.uk				
IDEAL LAP TIME : 53.546		BEST LAP TIME : 53.727		DIFFERENCE : 0.181		
LAP	SECTOR 1	SECTOR 2	LAP TIME	MPH	DIFF	TIME OF DAY
1 -		22.217	1:00.661	71.68	6.934	15:15:30.267
2 -	32.284	21.670	53.954	80.59	0.227	15:16:24.221
3 -	32.183	21.599	53.782 (2)	80.85	0.055	15:17:18.003
4 -	32.443	22.140	54.583	79.66	0.856	15:18:12.586
5 -	32.233	21.658	53.891	80.69	0.164	15:19:06.477
6 -	31.947	21.780	53.727 (1)	80.93		15:20:00.204
7 -	32.198	21.746	53.944	80.61	0.217	15:20:54.148
8 -	32.234	21.712	53.946	80.61	0.219	15:21:48.094
9 -	32.193	21.660	53.853 (3)	80.74	0.126	15:22:41.947
10 -	32.181	21.761	53.942	80.61	0.215	15:23:35.889

P7 8 David BALL		Yamaha TZR250 - Gardiner Page and Roe pension consultants				
IDEAL LAP TIME : 54.370		BEST LAP TIME : 54.593		DIFFERENCE : 0.223		
LAP	SECTOR 1	SECTOR 2	LAP TIME	MPH	DIFF	TIME OF DAY
1 -		22.308	1:01.501	70.70	6.908	15:15:31.107
2 -	32.815	21.778	54.593 (1)	79.65		15:16:25.700
3 -	32.592	22.071	54.663 (2)	79.55	0.070	15:17:20.363
4 -	33.193	22.048	55.241	78.72	0.648	15:18:15.604
5 -	32.772	22.093	54.865 (3)	79.26	0.272	15:19:10.469
6 -	32.930	21.988	54.918	79.18	0.325	15:20:05.387
7 -	33.977	21.928	55.905	77.78	1.312	15:21:01.292
8 -	32.966	21.933	54.899	79.21	0.306	15:21:56.191
9 -	33.282	21.955	55.237	78.72	0.644	15:22:51.428
10 -	32.826	22.171	54.997	79.06	0.404	15:23:46.425

P8 15 Billy PERKINS		Yamaha TZR250 - Ashford tarmac / Barking mad about Animals				
IDEAL LAP TIME : 54.275		BEST LAP TIME : 54.546		DIFFERENCE : 0.271		
LAP	SECTOR 1	SECTOR 2	LAP TIME	MPH	DIFF	TIME OF DAY
1 -		22.023	1:01.762	70.40	7.216	15:15:31.368
2 -	32.727	21.970	54.697 (3)	79.50	0.151	15:16:26.065
3 -	32.677	22.032	54.709	79.48	0.163	15:17:20.774
4 -	33.018	22.277	55.295	78.64	0.749	15:18:16.069
5 -	32.366	22.219	54.585 (2)	79.66	0.039	15:19:10.654
6 -	32.597	21.949	54.546 (1)	79.72		15:20:05.200
7 -	35.070	22.097	57.167	76.06	2.621	15:21:02.367
8 -	32.681	22.079	54.760	79.41	0.214	15:21:57.127
9 -	32.826	21.909	54.735	79.44	0.189	15:22:51.862
10 -	32.422	22.293	54.715	79.47	0.169	15:23:46.577

BMCRC - MRO Championships 2022 - Rnd 9 @ Brands Hatch Indy

DFDS Yamaha Past Masters

RACE 11 - THE DANNY WHALIN MEMORIAL RACE - SECTOR ANALYSIS



SECTOR 1 = FL to I1, SECTOR 2 = I1 to FL, DIFF = Difference To Personal Best Lap, P = Crossed Finish Line in Pit Lane, D = Time Disallowed

P9 4		Denis HALIL		Yamaha TZR250 - D & A AUTOS		
IDEAL LAP TIME : 54.332		BEST LAP TIME : 54.386		DIFFERENCE : 0.054		
LAP	SECTOR 1	SECTOR 2	LAP TIME	MPH	DIFF	TIME OF DAY
1 -		22.185	1:02.282	69.82	7.896	15:15:31.888
2 -	32.683	22.047	54.730 (3)	79.45	0.344	15:16:26.618
3 -	33.062	21.984	55.046	78.99	0.660	15:17:21.664
4 -	32.767	22.015	54.782	79.38	0.396	15:18:16.446
5 -	32.569	21.817	54.386 (1)	79.95		15:19:10.832
6 -	32.978	22.103	55.081	78.94	0.695	15:20:05.913
7 -	33.563	22.380	55.943	77.73	1.557	15:21:01.856
8 -	32.970	22.093	55.063	78.97	0.677	15:21:56.919
9 -	33.122	22.093	55.215	78.75	0.829	15:22:52.134
10 -	32.515	22.041	54.556 (2)	79.70	0.170	15:23:46.690

P10 57		Geoff MOOK		Yamaha TZR250 -		
IDEAL LAP TIME : 54.990		BEST LAP TIME : 54.994		DIFFERENCE : 0.004		
LAP	SECTOR 1	SECTOR 2	LAP TIME	MPH	DIFF	TIME OF DAY
1 -		22.477	1:02.320	69.77	7.326	15:15:31.926
2 -	33.317	22.205	55.522	78.32	0.528	15:16:27.448
3 -	32.901	22.306	55.207 (3)	78.76	0.213	15:17:22.655
4 -	32.785	22.209	54.994 (1)	79.07		15:18:17.649
5 -	32.918	22.575	55.493	78.36	0.499	15:19:13.142
6 -	32.831	22.219	55.050 (2)	78.99	0.056	15:20:08.192
7 -	33.351	22.560	55.911	77.77	0.917	15:21:04.103
8 -	33.401	22.507	55.908	77.78	0.914	15:22:00.011
9 -	33.139	22.371	55.510	78.33	0.516	15:22:55.521
10 -	33.180	22.536	55.716	78.04	0.722	15:23:51.237

P11 88		Michael STANLEY		Yamaha TZR250 -		
IDEAL LAP TIME : 54.672		BEST LAP TIME : 54.739		DIFFERENCE : 0.067		
LAP	SECTOR 1	SECTOR 2	LAP TIME	MPH	DIFF	TIME OF DAY
1 -		22.831	1:03.300	68.69	8.561	15:15:32.906
2 -	33.437	22.275	55.712	78.05	0.973	15:16:28.618
3 -	33.131	22.421	55.552	78.27	0.813	15:17:24.170
4 -	33.022	22.158	55.180 (3)	78.80	0.441	15:18:19.350
5 -	33.084	22.163	55.247	78.71	0.508	15:19:14.597
6 -	32.996	22.330	55.326	78.59	0.587	15:20:09.923
7 -	33.175	22.513	55.688	78.08	0.949	15:21:05.611
8 -	33.728	22.232	55.960	77.70	1.221	15:22:01.571
9 -	32.744	22.351	55.095 (2)	78.92	0.356	15:22:56.666
10 -	32.811	21.928	54.739 (1)	79.44		15:23:51.405

P12 28		Liam McCARTER		Yamaha TZR250 - Katie McCarter		
IDEAL LAP TIME : 55.184		BEST LAP TIME : 55.488		DIFFERENCE : 0.304		
LAP	SECTOR 1	SECTOR 2	LAP TIME	MPH	DIFF	TIME OF DAY
1 -		23.054	1:03.393	68.59	7.905	15:15:32.999
2 -	33.473	22.364	55.837	77.88	0.349	15:16:28.836
3 -	33.356	22.442	55.798	77.93	0.310	15:17:24.634
4 -	33.364	22.171	55.535 (3)	78.30	0.047	15:18:20.169
5 -	33.377	22.204	55.581	78.23	0.093	15:19:15.750
6 -	33.282	22.293	55.575	78.24	0.087	15:20:11.325
7 -	33.355	22.296	55.651	78.14	0.163	15:21:06.976
8 -	33.332	22.156	55.488 (1)	78.37		15:22:02.464
9 -	33.028	22.480	55.508 (2)	78.34	0.020	15:22:57.972
10 -	33.364	22.231	55.595	78.21	0.107	15:23:53.567

BMCRC - MRO Championships 2022 - Rnd 9 @ Brands Hatch Indy

DFDS Yamaha Past Masters

RACE 11 - THE DANNY WHALIN MEMORIAL RACE - SECTOR ANALYSIS



SECTOR 1 = FL to I1, SECTOR 2 = I1 to FL, DIFF = Difference To Personal Best Lap, P = Crossed Finish Line in Pit Lane, D = Time Disallowed

P13 92 C		Andrew MOOK		Yamaha TZR250 -		
IDEAL LAP TIME : 55.190		BEST LAP TIME : 55.431		DIFFERENCE : 0.241		
LAP	SECTOR 1	SECTOR 2	LAP TIME	MPH	DIFF	TIME OF DAY
1 -		22.510	1:03.520	68.45	8.089	15:15:33.126
2 -	33.602	22.357	55.959	77.71	0.528	15:16:29.085
3 -	33.092	22.339	55.431 (1)	78.45		15:17:24.516
4 -	33.638	22.098	55.736	78.02	0.305	15:18:20.252
5 -	33.445	22.222	55.667 (3)	78.11	0.236	15:19:15.919
6 -	33.329	22.195	55.524 (2)	78.31	0.093	15:20:11.443
7 -	33.338	23.044	56.382	77.12	0.951	15:21:07.825
8 -	33.467	22.323	55.790	77.94	0.359	15:22:03.615
9 -	33.329	22.422	55.751	78.00	0.320	15:22:59.366
10 -	33.367	22.376	55.743	78.01	0.312	15:23:55.109

P14 26 C		Damian LEE		Yamaha TZR250 - Leed Autos		
IDEAL LAP TIME : 55.617		BEST LAP TIME : 55.800		DIFFERENCE : 0.183		
LAP	SECTOR 1	SECTOR 2	LAP TIME	MPH	DIFF	TIME OF DAY
1 -		22.791	1:03.404	68.58	7.604	15:15:33.010
2 -	33.938	22.651	56.589	76.84	0.789	15:16:29.599
3 -	33.338	22.462	55.800 (1)	77.93		15:17:25.399
4 -	33.223	22.611	55.834 (2)	77.88	0.034	15:18:21.233
5 -	33.515	22.394	55.909 (3)	77.78	0.109	15:19:17.142
6 -	33.500	22.416	55.916	77.77	0.116	15:20:13.058
7 -	33.592	22.486	56.078	77.54	0.278	15:21:09.136
8 -	33.838	22.469	56.307	77.23	0.507	15:22:05.443
9 -	33.482	22.525	56.007	77.64	0.207	15:23:01.450
10 -	33.619	22.760	56.379	77.13	0.579	15:23:57.829

P15 72 C		John HAMILTON		Yamaha TZR250 - LW Racing		
IDEAL LAP TIME : 56.056		BEST LAP TIME : 56.096		DIFFERENCE : 0.040		
LAP	SECTOR 1	SECTOR 2	LAP TIME	MPH	DIFF	TIME OF DAY
1 -		22.952	1:04.017	67.92	7.921	15:15:33.623
2 -	33.667	22.429	56.096 (1)	77.52		15:16:29.719
3 -	33.840	22.389	56.229 (2)	77.33	0.133	15:17:25.948
4 -	33.763	22.539	56.302 (3)	77.23	0.206	15:18:22.250
5 -	33.975	23.100	57.075	76.19	0.979	15:19:19.325
6 -	34.207	22.873	57.080	76.18	0.984	15:20:16.405
7 -	34.551	22.782	57.333	75.84	1.237	15:21:13.738
8 -	34.393	22.638	57.031	76.24	0.935	15:22:10.769
9 -	34.489	22.680	57.169	76.06	1.073	15:23:07.938
10 -	34.038	22.667	56.705	76.68	0.609	15:24:04.643

P16 333 C		Mark STUBBERFIELD		Yamaha TZR250 - Polished concrete London		
IDEAL LAP TIME : 57.088		BEST LAP TIME : 57.088		DIFFERENCE : 0.000		
LAP	SECTOR 1	SECTOR 2	LAP TIME	MPH	DIFF	TIME OF DAY
1 -		23.041	1:04.463	67.45	7.375	15:15:34.069
2 -	34.494	22.893	57.387 (2)	75.77	0.299	15:16:31.456
3 -	34.872	23.246	58.118 (3)	74.82	1.030	15:17:29.574
4 -	35.059	23.420	58.479	74.36	1.391	15:18:28.053
5 -	34.831	23.292	58.123	74.81	1.035	15:19:26.176
6 -	34.978	23.237	58.215	74.69	1.127	15:20:24.391
7 -	34.927	23.287	58.214	74.70	1.126	15:21:22.605
8 -	34.896	23.231	58.127	74.81	1.039	15:22:20.732
9 -	35.188	23.067	58.255	74.64	1.167	15:23:18.987
10 -	34.341	22.747	57.088 (1)	76.17		15:24:16.075

BMCRC - MRO Championships 2022 - Rnd 9 @ Brands Hatch Indy

DFDS Yamaha Past Masters

RACE 11 - THE DANNY WHALIN MEMORIAL RACE - SECTOR ANALYSIS



SECTOR 1 = FL to I1, SECTOR 2 = I1 to FL, DIFF = Difference To Personal Best Lap, P = Crossed Finish Line in Pit Lane, D = Time Disallowed

P17		9 C		David MACKENZIE		Yamaha TZR250 -	
IDEAL LAP TIME : 57.108		BEST LAP TIME : 57.108		DIFFERENCE : 0.000			
LAP	SECTOR 1	SECTOR 2	LAP TIME	MPH	DIFF	TIME OF DAY	
1 -		23.175	1:04.872	67.03	7.764	15:15:34.478	
2 -	34.701	22.886	57.587 (2)	75.51	0.479	15:16:32.065	
3 -	34.733	23.037	57.770 (3)	75.27	0.662	15:17:29.835	
4 -	34.875	23.520	58.395	74.46	1.287	15:18:28.230	
5 -	34.992	23.253	58.245	74.66	1.137	15:19:26.475	
6 -	35.006	23.198	58.204	74.71	1.096	15:20:24.679	
7 -	34.817	23.366	58.183	74.74	1.075	15:21:22.862	
8 -	34.881	23.281	58.162	74.76	1.054	15:22:21.024	
9 -	35.087	23.202	58.289	74.60	1.181	15:23:19.313	
10 -	34.337	22.771	57.108 (1)	76.14		15:24:16.421	

P18		42 C		Martin PEARSON		Yamaha TZR250 -	
IDEAL LAP TIME : 57.967		BEST LAP TIME : 57.967		DIFFERENCE : 0.000			
LAP	SECTOR 1	SECTOR 2	LAP TIME	MPH	DIFF	TIME OF DAY	
1 -		24.011	1:06.537	65.35	8.570	15:15:36.143	
2 -	35.606	23.642	59.248	73.39	1.281	15:16:35.391	
3 -	35.562	23.747	59.309	73.32	1.342	15:17:34.700	
4 -	35.387	23.425	58.812	73.94	0.845	15:18:33.512	
5 -	35.706	23.648	59.354	73.26	1.387	15:19:32.866	
6 -	35.238	23.687	58.925	73.79	0.958	15:20:31.791	
7 -	35.350	23.450	58.800	73.95	0.833	15:21:30.591	
8 -	34.991	23.443	58.434 (3)	74.41	0.467	15:22:29.025	
9 -	35.024	23.366	58.390 (2)	74.47	0.423	15:23:27.415	
10 -	34.725	23.242	57.967 (1)	75.01		15:24:25.382	

P19		69 C		Mark ELLERAY		Yamaha TZR250 - Abbot Solutions Ltd	
IDEAL LAP TIME : 57.655		BEST LAP TIME : 57.655		DIFFERENCE : 0.000			
LAP	SECTOR 1	SECTOR 2	LAP TIME	MPH	DIFF	TIME OF DAY	
1 -		23.924	1:06.749	65.14	9.094	15:15:36.355	
2 -	35.792	23.537	59.329	73.29	1.674	15:16:35.684	
3 -	35.482	23.725	59.207	73.44	1.552	15:17:34.891	
4 -	35.443	23.548	58.991	73.71	1.336	15:18:33.882	
5 -	35.612	23.672	59.284	73.35	1.629	15:19:33.166	
6 -	35.232	23.704	58.936	73.78	1.281	15:20:32.102	
7 -	35.333	23.870	59.203	73.45	1.548	15:21:31.305	
8 -	34.820	23.170	57.990 (2)	74.98	0.335	15:22:29.295	
9 -	35.815	23.069	58.884 (3)	73.85	1.229	15:23:28.179	
10 -	34.709	22.946	57.655 (1)	75.42		15:24:25.834	

P20		67 C		Mark BAILEY		Yamaha TZR250 - Elite Air conditioning Ltd. Hydroflow plumbing	
IDEAL LAP TIME : 58.895		BEST LAP TIME : 59.203		DIFFERENCE : 0.308			
LAP	SECTOR 1	SECTOR 2	LAP TIME	MPH	DIFF	TIME OF DAY	
1 -		23.832	1:07.901	64.04	8.698	15:15:37.507	
2 -	35.857	23.969	59.826	72.68	0.623	15:16:37.333	
3 -	36.223	23.467	59.690	72.85	0.487	15:17:37.023	
4 -	35.428	23.775	59.203 (1)	73.45		15:18:36.226	
5 -	36.070	23.791	59.861	72.64	0.658	15:19:36.087	
6 -	36.182	23.769	59.951	72.53	0.748	15:20:36.038	
7 -	35.859	23.798	59.657 (3)	72.89	0.454	15:21:35.695	
8 -	35.816	24.221	1:00.037	72.43	0.834	15:22:35.732	
9 -	35.963	23.531	59.494 (2)	73.09	0.291	15:23:35.226	

BMCRC - MRO Championships 2022 - Rnd 9 @ Brands Hatch Indy

DFDS Yamaha Past Masters

RACE 11 - THE DANNY WHALIN MEMORIAL RACE - SECTOR ANALYSIS



SECTOR 1 = FL to I1, SECTOR 2 = I1 to FL, DIFF = Difference To Personal Best Lap, P = Crossed Finish Line in Pit Lane, D = Time Disallowed

P21 36 R		Phil ZANUTTO		Yamaha TZR250 -		
IDEAL LAP TIME : 59.603		BEST LAP TIME : 59.720		DIFFERENCE : 0.117		
LAP	SECTOR 1	SECTOR 2	LAP TIME	MPH	DIFF	TIME OF DAY
1 -		23.764	1:07.143	64.76	7.423	15:15:36.749
2 -	36.430	24.059	1:00.489	71.89	0.769	15:16:37.238
3 -	36.487	23.809	1:00.296	72.12	0.576	15:17:37.534
4 -	36.126	23.594	59.720 (1)	72.81		15:18:37.254
5 -	36.009	23.966	59.975 (2)	72.50	0.255	15:19:37.229
6 -	36.155	23.853	1:00.008 (3)	72.46	0.288	15:20:37.237
7 -	36.343	24.170	1:00.513	71.86	0.793	15:21:37.750
8 -	36.534	23.752	1:00.286	72.13	0.566	15:22:38.036
9 -	36.272	24.050	1:00.322	72.08	0.602	15:23:38.358

P22 77 R		Adam COLLINS		Yamaha TZR250 - 2 Cows Racing		
IDEAL LAP TIME : 1:01.812		BEST LAP TIME : 1:02.244		DIFFERENCE : 0.432		
LAP	SECTOR 1	SECTOR 2	LAP TIME	MPH	DIFF	TIME OF DAY
1 -		25.014	1:10.223	61.92	7.979	15:15:39.829
2 -	36.947	25.297	1:02.244 (1)	69.86		15:16:42.073
3 -	37.505	25.187	1:02.692	69.36	0.448	15:17:44.765
4 -	37.464	24.865	1:02.329 (3)	69.76	0.085	15:18:47.094
5 -	37.317	24.980	1:02.297 (2)	69.80	0.053	15:19:49.391
6 -	37.633	25.077	1:02.710	69.34	0.466	15:20:52.101
7 -	37.837	25.224	1:03.061	68.95	0.817	15:21:55.162
8 -	38.026	25.706	1:03.732	68.23	1.488	15:22:58.894
9 -	38.928	25.288	1:04.216	67.71	1.972	15:24:03.110

P23 99		Paul FIRTH		Yamaha TZR250 - Joanne Porter		
IDEAL LAP TIME : 1:03.041		BEST LAP TIME : 1:03.098		DIFFERENCE : 0.057		
LAP	SECTOR 1	SECTOR 2	LAP TIME	MPH	DIFF	TIME OF DAY
1 -		26.058	1:12.558	59.93	9.460	15:15:42.164
2 -	39.613	25.991	1:05.604	66.28	2.506	15:16:47.768
3 -	39.206	25.527	1:04.733	67.17	1.635	15:17:52.501
4 -	38.745	25.663	1:04.408	67.51	1.310	15:18:56.909
5 -	38.778	25.273	1:04.051	67.89	0.953	15:20:00.960
6 -	39.905	25.403	1:05.308	66.58	2.210	15:21:06.268
7 -	38.538	25.179	1:03.717 (3)	68.24	0.619	15:22:09.985
8 -	37.977	25.121	1:03.098 (1)	68.91		15:23:13.083
9 -	38.059	25.064	1:03.123 (2)	68.89	0.025	15:24:16.206

P24 46		Kevin MARSHALL		Yamaha TZR250 - Stacey Processing		
IDEAL LAP TIME : 58.801		BEST LAP TIME : 59.070		DIFFERENCE : 0.269		
LAP	SECTOR 1	SECTOR 2	LAP TIME	MPH	DIFF	TIME OF DAY
1 -		24.157	1:07.717	64.21	8.647	15:15:37.323
2 -	35.696	23.625	59.321	73.30	0.251	15:16:36.644
3 -	35.300	23.829	59.129 (2)	73.54	0.059	15:17:35.773
4 -	35.334	23.736	59.070 (1)	73.61		15:18:34.843
5 -	35.539	23.731	59.270	73.36	0.200	15:19:34.113
6 -	35.176	24.062	59.238 (3)	73.40	0.168	15:20:33.351

P25 75		Anthony JOHNSON		Yamaha TZR250 - INTA MOTORCYCLE SERVICES LTD		
IDEAL LAP TIME : 54.818		BEST LAP TIME : 54.818		DIFFERENCE : 0.000		
LAP	SECTOR 1	SECTOR 2	LAP TIME	MPH	DIFF	TIME OF DAY
1 -		22.732	1:00.755	71.57	5.937	15:15:30.361
2 -	33.800	22.317	56.117 (3)	77.49	1.299	15:16:26.478
3 -	32.739	22.079	54.818 (1)	79.32		15:17:21.296
4 -	32.921	22.328	55.249 (2)	78.70	0.431	15:18:16.545

BMCRC - MRO Championships 2022 - Rnd 9 @ Brands Hatch Indy

DFDS Yamaha Past Masters

RACE 11 - THE DANNY WHALIN MEMORIAL RACE - BEST SECTORS

SECTOR 1			SECTOR 2			IDEAL / BEST COMPARISON						
POS	NO	NAME	TIME	NO	NAME	TIME	POS	NO	NAME	IDEAL	BEST	DIFF
									PERFECT LAP	52.945		
1	19	BRANTON	31.710	30	COOPER	21.235	1	30	COOPER	53.020	53.067	0.047
2	30	COOPER	31.785	51	WHOLEY	21.342	2	19	BRANTON	53.063	53.226	0.163
3	51	WHOLEY	31.792	19	BRANTON	21.353	3	51	WHOLEY	53.134	53.134	0.000
4	27	HAYWARD	31.815	27	HAYWARD	21.358	4	27	HAYWARD	53.173	53.497	0.324
5	74	WHITBY	31.901	74	WHITBY	21.390	5	74	WHITBY	53.291	53.350	0.059
6	100	HALL	31.947	100	HALL	21.599	6	100	HALL	53.546	53.727	0.181
7	15	PERKINS	32.366	8	BALL	21.778	7	15	PERKINS	54.275	54.546	0.271
8	4	HALIL	32.515	4	HALIL	21.817	8	4	HALIL	54.332	54.386	0.054
9	8	BALL	32.592	15	PERKINS	21.909	9	8	BALL	54.370	54.593	0.223
10	75	JOHNSON	32.739	88	STANLEY	21.928	10	88	STANLEY	54.672	54.739	0.067
11	88	STANLEY	32.744	75	JOHNSON	22.079	11	75	JOHNSON	54.818	54.818	0.000
12	57	MOOK	32.785	92	MOOK	22.098	12	57	MOOK	54.990	54.994	0.004
13	28	McCARTER	33.028	28	McCARTER	22.156	13	28	McCARTER	55.184	55.488	0.304
14	92	MOOK	33.092	57	MOOK	22.205	14	92	MOOK	55.190	55.431	0.241
15	26	LEE	33.223	72	HAMILTON	22.389	15	26	LEE	55.617	55.800	0.183
16	72	HAMILTON	33.667	26	LEE	22.394	16	72	HAMILTON	56.056	56.096	0.040
17	9	MACKENZIE	34.337	333	STUBBERFIELD	22.747	17	333	STUBBERFIELD	57.088	57.088	0.000
18	333	STUBBERFIELD	34.341	9	MACKENZIE	22.771	18	9	MACKENZIE	57.108	57.108	0.000
19	69	ELLERAY	34.709	69	ELLERAY	22.946	19	69	ELLERAY	57.655	57.655	0.000
20	42	PEARSON	34.725	42	PEARSON	23.242	20	42	PEARSON	57.967	57.967	0.000
21	46	MARSHALL	35.176	67	BAILEY	23.467	21	46	MARSHALL	58.801	59.070	0.269
22	67	BAILEY	35.428	36	ZANUTTO	23.594	22	67	BAILEY	58.895	59.203	0.308
23	36	ZANUTTO	36.009	46	MARSHALL	23.625	23	36	ZANUTTO	59.603	59.720	0.117
24	77	COLLINS	36.947	77	COLLINS	24.865	24	77	COLLINS	1:01.812	1:02.244	0.432
25	99	FIRTH	37.977	99	FIRTH	25.064	25	99	FIRTH	1:03.041	1:03.098	0.057

BMCRC - MRO Championships 2022 - Rnd 9 @ Brands Hatch Indy

DFDS Yamaha Past Masters

RACE 11 - THE DANNY WHALIN MEMORIAL RACE - STATISTICS

Competitors Started 25
Planned Start 2022-10-01 @ 15:08:00.000
Actual Start 2022-10-01 @ 15:14:29.605
Finish Time 2022-10-01 @ 15:23:31.151
Track Length 1.2079mi.
Total Laps 236
Total Distance Covered 285.0751mi.

Session Fastest Lap History

NO	CL	NAME	LAP TIME	TIME OF DAY	LAP	VEHICLE
19		Peter BRANTON	53.989	15:16:23.209	2	Yamaha TZR250
27		Richard HAYWARD	53.750	15:16:23.775	2	Yamaha TZR250
19		Peter BRANTON	53.619	15:17:16.828	3	Yamaha TZR250
51		Kevin WHOLEY	53.530	15:17:16.904	3	Yamaha TZR250
27		Richard HAYWARD	53.497	15:17:17.271	3	Yamaha TZR250
74		Paul WHITBY	53.350	15:18:11.460	4	Yamaha TZR250
51		Kevin WHOLEY	53.318	15:19:03.825	5	Yamaha TZR250
19		Peter BRANTON	53.226	15:19:57.305	6	Yamaha TZR250
30		Alan COOPER	53.067	15:22:39.002	9	Yamaha TZR250

Session Leader History

NO	CL	NAME	FROM LAP	LAPS LED	DISTANCE	VEHICLE
51		Kevin WHOLEY	1	1	1.20 miles	Yamaha TZR250
19		Peter BRANTON	2	2	2.41 miles	Yamaha TZR250
51		Kevin WHOLEY	4	5	6.03 miles	Yamaha TZR250
19		Peter BRANTON	9	1	1.20 miles	Yamaha TZR250
51		Kevin WHOLEY	10	1	1.20 miles	Yamaha TZR250

Flag History

TYPE	TIME OF DAY
GREEN	15:14:29.605
FINISH	15:23:31.151

Flag Statistics

TYPE	COUNT	TOTAL LAPS	TOTAL TIME
Green	1	10	9:59.593
Red	0	0	0.000
Safety Car	0	0	0.000
FCY	0	0	0.000

BMCRC - MRO Championships 2022 - Rnd 9 @ Brands Hatch Indy

DFDS Yamaha Past Masters

RACE 11 - THE DANNY WHALIN MEMORIAL RACE - STATISTICS

CLASS :

15 Starters

Fastest Lap History

NO	NAME	LAP TIME	TIME OF DAY	LAP	VEHICLE
19	Peter BRANTON	53.989	15:16:23.209	2	Yamaha TZR250
27	Richard HAYWARD	53.750	15:16:23.775	2	Yamaha TZR250
19	Peter BRANTON	53.619	15:17:16.828	3	Yamaha TZR250
51	Kevin WHOLEY	53.530	15:17:16.904	3	Yamaha TZR250
27	Richard HAYWARD	53.497	15:17:17.271	3	Yamaha TZR250
74	Paul WHITBY	53.350	15:18:11.460	4	Yamaha TZR250
51	Kevin WHOLEY	53.318	15:19:03.825	5	Yamaha TZR250
19	Peter BRANTON	53.226	15:19:57.305	6	Yamaha TZR250
30	Alan COOPER	53.067	15:22:39.002	9	Yamaha TZR250

Leader History

NO	NAME	FROM LAP	LAPS LED	DISTANCE	VEHICLE
51	Kevin WHOLEY	1	1	1.20 miles	Yamaha TZR250
19	Peter BRANTON	2	2	2.41 miles	Yamaha TZR250
51	Kevin WHOLEY	4	5	6.03 miles	Yamaha TZR250
19	Peter BRANTON	9	1	1.20 miles	Yamaha TZR250
51	Kevin WHOLEY	10	1	1.20 miles	Yamaha TZR250

BMCRC - MRO Championships 2022 - Rnd 9 @ Brands Hatch Indy

DFDS Yamaha Past Masters

RACE 11 - THE DANNY WHALIN MEMORIAL RACE - STATISTICS

CLASS : C

8 Starters

Fastest Lap History

NO	NAME	LAP TIME	TIME OF DAY	LAP	VEHICLE
92	Andrew MOOK	55.959	15:16:29.102	2	Yamaha TZR250
92	Andrew MOOK	55.431	15:17:24.534	3	Yamaha TZR250

Leader History

NO	NAME	FROM LAP	LAPS LED	DISTANCE	VEHICLE
26	Damian LEE	1	1	1.20 miles	Yamaha TZR250
92	Andrew MOOK	2	9	10.87 miles	Yamaha TZR250

BMCRC - MRO Championships 2022 - Rnd 9 @ Brands Hatch Indy

DFDS Yamaha Past Masters

RACE 11 - THE DANNY WHALIN MEMORIAL RACE - STATISTICS

CLASS : R

2 Starters

Fastest Lap History

NO	NAME	LAP TIME	TIME OF DAY	LAP	VEHICLE
36	Phil ZANUTTO	1:00.489	15:16:37.250	2	Yamaha TZR250
36	Phil ZANUTTO	1:00.296	15:17:37.546	3	Yamaha TZR250
36	Phil ZANUTTO	59.720	15:18:37.266	4	Yamaha TZR250

Leader History

NO	NAME	FROM LAP	LAPS LED	DISTANCE	VEHICLE
36	Phil ZANUTTO	1	9	10.87 miles	Yamaha TZR250

BMCRC - MRO Championships 2022 - Rnd 9 @ Brands Hatch Indy
DFDS Yamaha Past Masters
RACE 1 - GRID (12 Laps)

ROW 9	27		26	73 Colvin TURNER	25	99 Paul FIRTH	1:03.098
ROW 8	24	77 Adam COLLINS	23	36 Phil ZANUTTO	22	67 Mark BAILEY	59.203
ROW 7	21	46 Kevin MARSHALL	20	42 Martin PEARSON	19	69 Mark ELLERAY	57.655
ROW 6	18	9 David MACKENZIE	17	333 Mark STUBBERFIELD	16	72 John HAMILTON	56.096
ROW 5	15	26 Damian LEE	14	28 Liam McCARTER	13	92 Andrew MOOK	55.431
ROW 4	12	57 Geoff MOOK	11	75 Anthony JOHNSON	10	88 Michael STANLEY	54.739
ROW 3	9	8 David BALL	8	15 Billy PERKINS	7	4 Denis HALIL	54.386
ROW 2	6	100 Stuart HALL	5	27 Richard HAYWARD	4	74 Paul WHITBY	53.350
ROW 1	3	19 Peter BRANTON	2	51 Kevin WHOLEY	1	30 Alan COOPER	53.067
Pole							

Brands Hatch Indy: 1.2079 miles

These results are provisional until the conclusion of any judicial and technical matters.

Clerk Of Course :	Stewards :	Timekeeper : <i>Craig Smith</i>
-------------------	------------	------------------------------------

 Results can be found at www.tsl-timing.com

Printed - 15:27 Saturday, 01 October 2022



BMCRC - MRO Championships 2022 - Rnd 9 @ Brands Hatch Indy
DFDS Yamaha Past Masters
RACE 1 - CLASSIFICATION

POS	NO	CL	PIC NAME	ENTRY	LAPS	TIME	GAP	DIFF	MPH	BEST	ON
1	51		1 Kevin WHOLEY	Yamaha TZR250 - Twistgrip Motorcycles	12	12:09.466			71.53	58.609	12
2	75		2 Anthony JOHNSON	Yamaha TZR250 - INTA MOTORCYCLE SERVICE	12	12:09.554	0.088	0.088	71.52	58.756	12
3	15		3 Billy PERKINS	Yamaha TZR250 - Ashford tarmac / Barking mad abx	12	12:10.036	0.570	0.482	71.48	58.661	12
4	30		4 Alan COOPER	Yamaha TZR250 - Twistgrip Motorcycles	12	12:11.227	1.761	1.191	71.36	59.344	12
5	100		5 Stuart HALL	Yamaha TZR250 - www.ypmrc.co.uk	12	12:19.374	9.908	8.147	70.57	1:00.181	8
6	8		6 David BALL	Yamaha TZR250 - Gardiner Page and Roe pension	12	12:20.973	11.507	1.599	70.42	59.903	12
7	27		7 Richard HAYWARD	Yamaha TZR250 - Hazel Motors/ Gforce	12	12:21.579	12.113	0.606	70.36	1:00.042	12
8	74		8 Paul WHITBY	Yamaha TZR250 - Greybridge Ltd	12	12:25.021	15.555	3.442	70.04	1:00.713	6
9	19		9 Peter BRANTON	Yamaha TZR250 -	12	12:31.512	22.046	6.491	69.43	1:01.443	9
10	57		10 Geoff MOOK	Yamaha TZR250 -	12	12:38.732	29.266	7.220	68.77	1:00.854	12
11	333	C	1 Mark STUBBERFIELD	Yamaha TZR250 - Polished concrete London	12	12:39.438	29.972	0.706	68.71	1:00.937	12
12	28		11 Liam McCARTER	Yamaha TZR250 - Katie McCarter	12	12:45.796	36.330	6.358	68.14	1:02.664	9
13	26	C	2 Damian LEE	Yamaha TZR250 - Leed Autos	12	12:53.925	44.459	8.129	67.42	1:03.343	8
14	4		12 Denis HALIL	Yamaha TZR250 - D & A AUTOS	12	12:56.197	46.731	2.272	67.22	1:03.204	4
15	9	C	3 David MACKENZIE	Yamaha TZR250 -	12	12:56.517	47.051	0.320	67.20	1:03.077	12
16	42	C	4 Martin PEARSON	Yamaha TZR250 -	11	12:16.179	1 Lap	1 Lap	64.97	1:04.270	8
17	36	R	1 Phil ZANUTTO	Yamaha TZR250 -	10	12:08.686	2 Laps	1 Lap	59.67	1:10.910	9
18	99		13 Paul FIRTH	Yamaha TZR250 - Joanne Porter	10	12:24.287	2 Laps	15.601	58.42	1:11.013	9
19	73	C	5 Colvin TURNER	Yamaha TZR250 -	10	13:13.258	2 Laps	48.971	54.81	1:17.601	10

NOT CLASSIFIED

DNF	69	C	Mark ELLERAY	Yamaha TZR250 - Abbot Solutions Ltd	4	4:50.377	8 Laps	6 Laps	59.90	1:09.762	4
DNF	72	C	John HAMILTON	Yamaha TZR250 - LW Racing	1	1:10.593	11 Laps	3 Laps	61.60		

FASTEST LAP

	51		Kevin WHOLEY	Yamaha TZR250 - Twistgrip Motorcycles	12	58.609			74.19 mph	119.40 kph	
	333	C	Mark STUBBERFIELD	Yamaha TZR250 - Polished concrete London	12	1:00.937			71.36 mph	114.84 kph	
	36	R	Phil ZANUTTO	Yamaha TZR250 -	9	1:10.910			61.32 mph	98.69 kph	

Class - 92.5% of Race Speed = 66.16 mph
 Class C - 92.5% of Race Speed = 63.55 mph
 Class R - 92.5% of Race Speed = 55.19 mph

Weather / Track : Cloudy / Wet

These results are provisional until the conclusion of any judicial and technical matters.

Race Distance: 12 Laps / 14.49 miles

Brands Hatch Indy: 1.2079 miles

Date: 02/10/2022 Start: 10:20 Finish: 10:32

Clerk Of Course :

Stewards :

Timekeeper :

Craig Smith

 Results can be found at www.tsl-timing.com

Printed - 10:34 Sunday, 02 October 2022



BMCRC - MRO Championships 2022 - Rnd 9 @ Brands Hatch Indy

DFDS Yamaha Past Masters

RACE 1 - LAP CHART

LAP 1 @ 10:21:54.261

NO	BEHIND	LAP TIME
30		1:05.893
100	0.803	1:06.696
51	1.483	1:07.376
19	1.768	1:07.661
27	2.425	1:08.318
75	2.677	1:08.570
74	2.760	1:08.653
15	2.847	1:08.740
8	3.207	1:09.100
57	4.006	1:09.899
28	4.646	1:10.539
72	4.700	1:10.593
26	5.704	1:11.597
4	6.437	1:12.330
9	6.912	1:12.805
333	6.994	1:12.887
42	11.002	1:16.895
69	12.969	1:18.862
36	14.635	1:20.528
73	17.603	1:23.496
99	19.090	1:24.983

LAP 2 @ 10:22:54.788

NO	BEHIND	LAP TIME
30		1:00.527
100	1.541	1:01.265
51	2.036	1:01.080
75	4.268	1:02.118
19	4.432	1:03.191
74	5.052	1:02.819
15	5.134	1:02.814
27	5.188	1:03.290
8	5.365	1:02.685
57	7.304	1:03.825
28	8.626	1:04.507
26	9.491	1:04.314
4	9.912	1:04.002
333	10.056	1:03.589
9	10.872	1:04.487
42	18.319	1:07.844
69	23.736	1:11.294
36	28.409	1:14.301
99	36.311	1:17.748
73	37.076	1:20.000

LAP 3 @ 10:23:55.670

NO	BEHIND	LAP TIME
30		1:00.882
51	1.113	59.959
100	2.084	1:01.425
75	4.557	1:01.171
15	5.300	1:01.048
27	6.048	1:01.742
19	6.727	1:03.177
74	6.977	1:02.807
8	7.067	1:02.584
57	9.813	1:03.391
28	10.766	1:03.022
333	12.679	1:03.505
26	12.964	1:04.355
4	13.615	1:04.585
9	13.830	1:03.840

42	24.030	1:06.593
69	33.313	1:10.459
36	40.694	1:13.167
99	51.224	1:15.795
73	55.454	1:19.260

LAP 4 @ 10:24:56.398

NO	BEHIND	LAP TIME
30		1:00.728
51	0.204	59.819
100	2.304	1:00.948
75	4.988	1:01.159
15	5.262	1:00.690
27	7.032	1:01.712
8	7.216	1:00.877
74	7.719	1:01.470
19	8.715	1:02.716
57	11.874	1:02.789
28	13.173	1:03.135
333	14.559	1:02.608
26	15.961	1:03.725
4	16.091	1:03.204
9	16.445	1:03.343
42	29.264	1:05.962
69	42.347	1:09.762
36	51.375	1:11.409

LAP 5 @ 10:25:57.867

NO	BEHIND	LAP TIME
30		1:01.469
51	0.141	1:01.406
99	1 Lap	1:12.768
100	2.682	1:01.847
75	3.720	1:00.201
15	4.102	1:00.309
8	6.669	1:00.922
27	7.493	1:01.930
74	7.895	1:01.645
19	9.318	1:02.072
73	1 Lap	1:18.781
57	13.242	1:02.837
28	15.143	1:03.439
333	15.193	1:02.103
26	18.450	1:03.958
4	18.475	1:03.853
9	18.609	1:03.633
42	33.540	1:05.745

LAP 6 @ 10:26:57.937

NO	BEHIND	LAP TIME
30		1:00.070
51	0.388	1:00.317
36	1 Lap	1:11.622
75	3.499	59.849
100	3.551	1:00.939
15	3.746	59.714
8	7.770	1:01.171
74	8.538	1:00.713
27	8.652	1:01.229
19	11.308	1:02.060
99	1 Lap	1:11.085
57	16.307	1:03.135
28	18.108	1:03.035
333	18.169	1:03.046

26	22.468	1:04.088
4	23.602	1:05.197
9	23.980	1:05.441
73	1 Lap	1:19.407
42	39.198	1:05.728

LAP 7 @ 10:27:58.131

NO	BEHIND	LAP TIME
30		1:00.194
51	0.099	59.905
75	3.241	59.936
15	3.533	59.981
100	4.224	1:00.867
8	8.479	1:00.903
27	8.968	1:00.510
74	10.062	1:01.718
19	12.867	1:01.753
36	1 Lap	1:11.923
57	18.733	1:02.620
333	21.622	1:03.647
28	21.739	1:03.825
26	25.659	1:03.385
99	1 Lap	1:13.136
4	26.884	1:03.476
9	27.637	1:03.851
42	44.618	1:05.614
73	1 Lap	1:21.081

LAP 8 @ 10:28:58.683

NO	BEHIND	LAP TIME
30		1:00.552
51	0.339	1:00.792
75	1.960	59.271
15	2.139	59.158
100	3.853	1:00.181
8	9.369	1:01.442
27	9.913	1:01.497
74	10.902	1:01.392
19	13.894	1:01.579
57	20.598	1:02.417
333	22.744	1:01.674
28	23.962	1:02.775
36	1 Lap	1:11.563
26	28.450	1:03.343
4	30.225	1:03.893
9	30.744	1:03.659
99	1 Lap	1:13.711
42	48.336	1:04.270

LAP 9 @ 10:30:00.309

NO	BEHIND	LAP TIME
75		59.666
51	0.055	1:01.342
30	0.254	1:01.880
15	0.478	59.965
100	4.101	1:01.874
73	2 Laps	1:18.259
8	8.462	1:00.719
27	9.114	1:00.827
74	10.011	1:00.735
19	13.711	1:01.443
57	21.209	1:02.237
333	23.379	1:02.261
28	25.000	1:02.664

26	30.589	1:03.765
4	33.272	1:04.673
9	33.600	1:04.482
36	1 Lap	1:12.141
99	1 Lap	1:12.285
42	51.379	1:04.669

LAP 10 @ 10:30:59.698

NO	BEHIND	LAP TIME
51		59.334
75	0.138	59.527
15	0.430	59.341
30	0.763	59.898
100	6.328	1:01.616
8	9.767	1:00.694
27	10.076	1:00.351
74	11.727	1:01.105
19	17.039	1:02.717
57	24.765	1:02.945
333	26.201	1:02.211
73	2 Laps	1:17.651
28	28.496	1:02.885
26	35.151	1:03.951
4	37.491	1:03.608
9	37.720	1:03.509
36	1 Lap	1:10.910
42	57.645	1:05.655

LAP 11 @ 10:31:59.166

NO	BEHIND	LAP TIME
75		59.330
51	0.059	59.527
15	0.577	59.615
30	1.085	59.790
99	2 Laps	1:11.013
100	7.685	1:00.825
8	10.272	59.973
27	10.739	1:00.131
74	13.168	1:00.909
19	19.249	1:01.678
57	27.080	1:01.783
333	27.703	1:00.970
28	32.243	1:03.215
26	39.605	1:03.922
4	41.739	1:03.716
9	42.642	1:04.390
73	2 Laps	1:17.722
36	1 Lap	1:11.122

LAP 12 @ 10:32:57.834

NO	BEHIND	LAP TIME
51		58.609
75	0.088	58.756
15	0.570	58.661
30	1.761	59.344
42	1 Lap	1:07.204
100	9.908	1:00.891
8	11.507	59.903
27	12.113	1:00.042
99	2 Laps	1:11.763
74	15.555	1:01.055
19	22.046	1:01.465
57	29.266	1:00.854
333	29.972	1:00.937

28	36.330	1:02.755
26	44.459	1:03.522
4	46.731	1:03.660
9	47.051	1:03.077
73	2 Laps	1:17.601

BMCRC - MRO Championships 2022 - Rnd 9 @ Brands Hatch Indy

DFDS Yamaha Past Masters

RACE 1 - SECTOR ANALYSIS



SECTOR 1 = FL to I1, SECTOR 2 = I1 to FL, DIFF = Difference To Personal Best Lap, P = Crossed Finish Line in Pit Lane, D = Time Disallowed

P1 51		Kevin WHOLEY		Yamaha TZR250 - Twistgrip Motorcycles			
IDEAL LAP TIME : 58.609		BEST LAP TIME : 58.609		DIFFERENCE : 0.000			
LAP	SECTOR 1	SECTOR 2	LAP TIME	MPH	DIFF	TIME OF DAY	
1 -		24.388	1:07.376	64.54	8.767	10:21:55.744	
2 -	36.953	24.127	1:01.080	71.19	2.471	10:22:56.824	
3 -	36.188	23.771	59.959	72.52	1.350	10:23:56.783	
4 -	36.134	23.685	59.819	72.69	1.210	10:24:56.602	
5 -	37.046	24.360	1:01.406	70.81	2.797	10:25:58.008	
6 -	36.467	23.850	1:00.317	72.09	1.708	10:26:58.325	
7 -	36.031	23.874	59.905	72.59	1.296	10:27:58.230	
8 -	36.838	23.954	1:00.792	71.53	2.183	10:28:59.022	
9 -	37.296	24.046	1:01.342	70.89	2.733	10:30:00.364	
10 -	35.718	23.616	59.334 (2)	73.29	0.725	10:30:59.698	
11 -	35.928	23.599	59.527 (3)	73.05	0.918	10:31:59.225	
12 -	35.220	23.389	58.609 (1)	74.19		10:32:57.834	

P2 75		Anthony JOHNSON		Yamaha TZR250 - INTA MOTORCYCLE SERVICES LTD			
IDEAL LAP TIME : 58.756		BEST LAP TIME : 58.756		DIFFERENCE : 0.000			
LAP	SECTOR 1	SECTOR 2	LAP TIME	MPH	DIFF	TIME OF DAY	
1 -		25.225	1:08.570	63.41	9.814	10:21:56.938	
2 -	37.489	24.629	1:02.118	70.00	3.362	10:22:59.056	
3 -	36.723	24.448	1:01.171	71.08	2.415	10:24:00.227	
4 -	36.749	24.410	1:01.159	71.10	2.403	10:25:01.386	
5 -	36.125	24.076	1:00.201	72.23	1.445	10:26:01.587	
6 -	35.989	23.860	59.849	72.65	1.093	10:27:01.436	
7 -	35.929	24.007	59.936	72.55	1.180	10:28:01.372	
8 -	35.415	23.856	59.271 (2)	73.36	0.515	10:29:00.643	
9 -	35.475	24.191	59.666	72.88	0.910	10:30:00.309	
10 -	35.588	23.939	59.527	73.05	0.771	10:30:59.836	
11 -	35.528	23.802	59.330 (3)	73.29	0.574	10:31:59.166	
12 -	35.102	23.654	58.756 (1)	74.01		10:32:57.922	

P3 15		Billy PERKINS		Yamaha TZR250 - Ashford tarmac / Barking mad about Animals			
IDEAL LAP TIME : 58.661		BEST LAP TIME : 58.661		DIFFERENCE : 0.000			
LAP	SECTOR 1	SECTOR 2	LAP TIME	MPH	DIFF	TIME OF DAY	
1 -		24.928	1:08.740	63.26	10.079	10:21:57.108	
2 -	37.793	25.021	1:02.814	69.22	4.153	10:22:59.922	
3 -	36.988	24.060	1:01.048	71.23	2.387	10:24:00.970	
4 -	36.360	24.330	1:00.690	71.65	2.029	10:25:01.660	
5 -	36.481	23.828	1:00.309	72.10	1.648	10:26:01.969	
6 -	35.958	23.756	59.714	72.82	1.053	10:27:01.683	
7 -	35.895	24.086	59.981	72.49	1.320	10:28:01.664	
8 -	35.486	23.672	59.158 (2)	73.50	0.497	10:29:00.822	
9 -	35.716	24.249	59.965	72.51	1.304	10:30:00.787	
10 -	35.473	23.868	59.341 (3)	73.28	0.680	10:31:00.128	
11 -	35.693	23.922	59.615	72.94	0.954	10:31:59.743	
12 -	35.267	23.394	58.661 (1)	74.13		10:32:58.404	

BMCRC - MRO Championships 2022 - Rnd 9 @ Brands Hatch Indy

DFDS Yamaha Past Masters

RACE 1 - SECTOR ANALYSIS



SECTOR 1 = FL to I1, SECTOR 2 = I1 to FL, DIFF = Difference To Personal Best Lap, P = Crossed Finish Line in Pit Lane, D = Time Disallowed

P4 30		Alan COOPER		Yamaha TZR250 - Twistgrip Motorcycles			
IDEAL LAP TIME : 59.340		BEST LAP TIME : 59.344		DIFFERENCE : 0.004			
LAP	SECTOR 1	SECTOR 2	LAP TIME	MPH	DIFF	TIME OF DAY	
1 -		24.256	1:05.893	65.99	6.549	10:21:54.261	
2 -	36.523	24.004	1:00.527	71.84	1.183	10:22:54.788	
3 -	36.525	24.357	1:00.882	71.42	1.538	10:23:55.670	
4 -	36.572	24.156	1:00.728	71.60	1.384	10:24:56.398	
5 -	36.748	24.721	1:01.469	70.74	2.125	10:25:57.867	
6 -	36.120	23.950	1:00.070	72.39	0.726	10:26:57.937	
7 -	36.103	24.091	1:00.194	72.24	0.850	10:27:58.131	
8 -	36.488	24.064	1:00.552	71.81	1.208	10:28:58.683	
9 -	37.328	24.552	1:01.880	70.27	2.536	10:30:00.563	
10 -	36.138	23.760	59.898 (3)	72.60	0.554	10:31:00.461	
11 -	35.959	23.831	59.790 (2)	72.73	0.446	10:32:00.251	
12 -	35.580	23.764	59.344 (1)	73.27		10:32:59.595	

P5 100		Stuart HALL		Yamaha TZR250 - www.ypmrc.co.uk			
IDEAL LAP TIME : 1:00.098		BEST LAP TIME : 1:00.181		DIFFERENCE : 0.083			
LAP	SECTOR 1	SECTOR 2	LAP TIME	MPH	DIFF	TIME OF DAY	
1 -		24.676	1:06.696	65.19	6.515	10:21:55.064	
2 -	36.494	24.771	1:01.265	70.98	1.084	10:22:56.329	
3 -	36.717	24.708	1:01.425	70.79	1.244	10:23:57.754	
4 -	36.220	24.728	1:00.948	71.34	0.767	10:24:58.702	
5 -	36.856	24.991	1:01.847	70.31	1.666	10:26:00.549	
6 -	36.382	24.557	1:00.939	71.35	0.758	10:27:01.488	
7 -	36.545	24.322	1:00.867 (3)	71.44	0.686	10:28:02.355	
8 -	35.776	24.405	1:00.181 (1)	72.25		10:29:02.536	
9 -	36.386	25.488	1:01.874	70.28	1.693	10:30:04.410	
10 -	36.631	24.985	1:01.616	70.57	1.435	10:31:06.026	
11 -	36.193	24.632	1:00.825 (2)	71.49	0.644	10:32:06.851	
12 -	36.220	24.671	1:00.891	71.41	0.710	10:33:07.742	

P6 8		David BALL		Yamaha TZR250 - Gardiner Page and Roe pension consultants			
IDEAL LAP TIME : 59.834		BEST LAP TIME : 59.903		DIFFERENCE : 0.069			
LAP	SECTOR 1	SECTOR 2	LAP TIME	MPH	DIFF	TIME OF DAY	
1 -		24.754	1:09.100	62.93	9.197	10:21:57.468	
2 -	38.108	24.577	1:02.685	69.37	2.782	10:23:00.153	
3 -	37.614	24.970	1:02.584	69.48	2.681	10:24:02.737	
4 -	36.496	24.381	1:00.877	71.43	0.974	10:25:03.614	
5 -	36.191	24.731	1:00.922	71.37	1.019	10:26:04.536	
6 -	37.027	24.144	1:01.171	71.08	1.268	10:27:05.707	
7 -	36.529	24.374	1:00.903	71.40	1.000	10:28:06.610	
8 -	36.931	24.511	1:01.442	70.77	1.539	10:29:08.052	
9 -	36.565	24.154	1:00.719	71.61	0.816	10:30:08.771	
10 -	36.581	24.113	1:00.694 (3)	71.64	0.791	10:31:09.465	
11 -	36.025	23.948	59.973 (2)	72.50	0.070	10:32:09.438	
12 -	35.886	24.017	59.903 (1)	72.59		10:33:09.341	

BMCRC - MRO Championships 2022 - Rnd 9 @ Brands Hatch Indy

DFDS Yamaha Past Masters

RACE 1 - SECTOR ANALYSIS



SECTOR 1 = FL to I1, SECTOR 2 = I1 to FL, DIFF = Difference To Personal Best Lap, P = Crossed Finish Line in Pit Lane, D = Time Disallowed

P7 27		Richard HAYWARD		Yamaha TZR250 - Hazel Motors/ Gforce			
IDEAL LAP TIME : 59.723		BEST LAP TIME : 1:00.042		DIFFERENCE : 0.319			
LAP	SECTOR 1	SECTOR 2	LAP TIME	MPH	DIFF	TIME OF DAY	
1 -		25.119	1:08.318	63.65	8.276	10:21:56.686	
2 -	38.117	25.173	1:03.290	68.70	3.248	10:22:59.976	
3 -	37.363	24.379	1:01.742	70.43	1.700	10:24:01.718	
4 -	37.114	24.598	1:01.712	70.46	1.670	10:25:03.430	
5 -	36.874	25.056	1:01.930	70.21	1.888	10:26:05.360	
6 -	36.737	24.492	1:01.229	71.02	1.187	10:27:06.589	
7 -	35.961	24.549	1:00.510	71.86	0.468	10:28:07.099	
8 -	36.664	24.833	1:01.497	70.71	1.455	10:29:08.596	
9 -	36.762	24.065	1:00.827	71.49	0.785	10:30:09.423	
10 -	36.181	24.170	1:00.351 (3)	72.05	0.309	10:31:09.774	
11 -	36.061	24.070	1:00.131 (2)	72.31	0.089	10:32:09.905	
12 -	35.658	24.384	1:00.042 (1)	72.42		10:33:09.947	

P8 74		Paul WHITBY		Yamaha TZR250 - Greybridge Ltd			
IDEAL LAP TIME : 1:00.635		BEST LAP TIME : 1:00.713		DIFFERENCE : 0.078			
LAP	SECTOR 1	SECTOR 2	LAP TIME	MPH	DIFF	TIME OF DAY	
1 -		25.338	1:08.653	63.34	7.940	10:21:57.021	
2 -	37.755	25.064	1:02.819	69.22	2.106	10:22:59.840	
3 -	37.807	25.000	1:02.807	69.23	2.094	10:24:02.647	
4 -	36.714	24.756	1:01.470	70.74	0.757	10:25:04.117	
5 -	36.401	25.244	1:01.645	70.54	0.932	10:26:05.762	
6 -	36.042	24.671	1:00.713 (1)	71.62		10:27:06.475	
7 -	36.627	25.091	1:01.718	70.45	1.005	10:28:08.193	
8 -	36.495	24.897	1:01.392	70.83	0.679	10:29:09.585	
9 -	36.142	24.593	1:00.735 (2)	71.59	0.022	10:30:10.320	
10 -	36.502	24.603	1:01.105	71.16	0.392	10:31:11.425	
11 -	36.154	24.755	1:00.909 (3)	71.39	0.196	10:32:12.334	
12 -	36.133	24.922	1:01.055	71.22	0.342	10:33:13.389	

P9 19		Peter BRANTON		Yamaha TZR250 -			
IDEAL LAP TIME : 1:01.370		BEST LAP TIME : 1:01.443		DIFFERENCE : 0.073			
LAP	SECTOR 1	SECTOR 2	LAP TIME	MPH	DIFF	TIME OF DAY	
1 -		24.843	1:07.661	64.26	6.218	10:21:56.029	
2 -	38.243	24.948	1:03.191	68.81	1.748	10:22:59.220	
3 -	38.099	25.078	1:03.177	68.83	1.734	10:24:02.397	
4 -	37.940	24.776	1:02.716	69.33	1.273	10:25:05.113	
5 -	37.206	24.866	1:02.072	70.05	0.629	10:26:07.185	
6 -	37.309	24.751	1:02.060	70.07	0.617	10:27:09.245	
7 -	37.161	24.592	1:01.753	70.41	0.310	10:28:10.998	
8 -	37.043	24.536	1:01.579 (3)	70.61	0.136	10:29:12.577	
9 -	36.869	24.574	1:01.443 (1)	70.77		10:30:14.020	
10 -	37.609	25.108	1:02.717	69.33	1.274	10:31:16.737	
11 -	36.904	24.774	1:01.678	70.50	0.235	10:32:18.415	
12 -	36.834	24.631	1:01.465 (2)	70.74	0.022	10:33:19.880	

BMCRC - MRO Championships 2022 - Rnd 9 @ Brands Hatch Indy

DFDS Yamaha Past Masters

RACE 1 - SECTOR ANALYSIS



SECTOR 1 = FL to I1, SECTOR 2 = I1 to FL, DIFF = Difference To Personal Best Lap, P = Crossed Finish Line in Pit Lane, D = Time Disallowed

P10 57		Geoff MOOK		Yamaha TZR250 -			
IDEAL LAP TIME : 1:00.854		BEST LAP TIME : 1:00.854		DIFFERENCE : 0.000			
LAP	SECTOR 1	SECTOR 2	LAP TIME	MPH	DIFF	TIME OF DAY	
1 -		24.970	1:09.899	62.21	9.045	10:21:58.267	
2 -	38.421	25.404	1:03.825	68.13	2.971	10:23:02.092	
3 -	37.995	25.396	1:03.391	68.59	2.537	10:24:05.483	
4 -	37.582	25.207	1:02.789	69.25	1.935	10:25:08.272	
5 -	37.801	25.036	1:02.837	69.20	1.983	10:26:11.109	
6 -	38.178	24.957	1:03.135	68.87	2.281	10:27:14.244	
7 -	37.512	25.108	1:02.620	69.44	1.766	10:28:16.864	
8 -	37.225	25.192	1:02.417	69.67	1.563	10:29:19.281	
9 -	37.251	24.986	1:02.237 (3)	69.87	1.383	10:30:21.518	
10 -	37.259	25.686	1:02.945	69.08	2.091	10:31:24.463	
11 -	36.978	24.805	1:01.783 (2)	70.38	0.929	10:32:26.246	
12 -	36.472	24.382	1:00.854 (1)	71.45		10:33:27.100	

P11 333 C		Mark STUBBERFIELD		Yamaha TZR250 - Polished concrete London			
IDEAL LAP TIME : 1:00.737		BEST LAP TIME : 1:00.937		DIFFERENCE : 0.200			
LAP	SECTOR 1	SECTOR 2	LAP TIME	MPH	DIFF	TIME OF DAY	
1 -		26.279	1:12.887	59.66	11.950	10:22:01.255	
2 -	38.242	25.347	1:03.589	68.38	2.652	10:23:04.844	
3 -	38.088	25.417	1:03.505	68.47	2.568	10:24:08.349	
4 -	37.945	24.663	1:02.608	69.45	1.671	10:25:10.957	
5 -	37.510	24.593	1:02.103	70.02	1.166	10:26:13.060	
6 -	37.986	25.060	1:03.046	68.97	2.109	10:27:16.106	
7 -	38.490	25.157	1:03.647	68.32	2.710	10:28:19.753	
8 -	37.196	24.478	1:01.674 (3)	70.50	0.737	10:29:21.427	
9 -	37.503	24.758	1:02.261	69.84	1.324	10:30:23.688	
10 -	37.459	24.752	1:02.211	69.90	1.274	10:31:25.899	
11 -	36.879	24.091	1:00.970 (2)	71.32	0.033	10:32:26.869	
12 -	36.646	24.291	1:00.937 (1)	71.36		10:33:27.806	

P12 28		Liam McCARTER		Yamaha TZR250 - Katie McCarter			
IDEAL LAP TIME : 1:02.443		BEST LAP TIME : 1:02.664		DIFFERENCE : 0.221			
LAP	SECTOR 1	SECTOR 2	LAP TIME	MPH	DIFF	TIME OF DAY	
1 -		25.305	1:10.539	61.64	7.875	10:21:58.907	
2 -	38.732	25.775	1:04.507	67.41	1.843	10:23:03.414	
3 -	38.095	24.927	1:03.022	69.00	0.358	10:24:06.436	
4 -	37.859	25.276	1:03.135	68.87	0.471	10:25:09.571	
5 -	37.938	25.501	1:03.439	68.54	0.775	10:26:13.010	
6 -	37.917	25.118	1:03.035	68.98	0.371	10:27:16.045	
7 -	38.343	25.482	1:03.825	68.13	1.161	10:28:19.870	
8 -	37.705	25.070	1:02.775 (3)	69.27	0.111	10:29:22.645	
9 -	37.815	24.849	1:02.664 (1)	69.39		10:30:25.309	
10 -	38.003	24.882	1:02.885	69.15	0.221	10:31:28.194	
11 -	37.972	25.243	1:03.215	68.79	0.551	10:32:31.409	
12 -	37.594	25.161	1:02.755 (2)	69.29	0.091	10:33:34.164	

BMCR - MRO Championships 2022 - Rnd 9 @ Brands Hatch Indy

DFDS Yamaha Past Masters

RACE 1 - SECTOR ANALYSIS



SECTOR 1 = FL to I1, SECTOR 2 = I1 to FL, DIFF = Difference To Personal Best Lap, P = Crossed Finish Line in Pit Lane, D = Time Disallowed

P13		26 C		Damian LEE		Yamaha TZR250 - Leed Autos	
IDEAL LAP TIME : 1:03.206		BEST LAP TIME : 1:03.343		DIFFERENCE : 0.137			
LAP	SECTOR 1	SECTOR 2	LAP TIME	MPH	DIFF	TIME OF DAY	
1 -		25.742	1:11.597	60.73	8.254	10:21:59.965	
2 -	38.411	25.903	1:04.314	67.61	0.971	10:23:04.279	
3 -	38.531	25.824	1:04.355	67.57	1.012	10:24:08.634	
4 -	38.210	25.515	1:03.725	68.24	0.382	10:25:12.359	
5 -	38.193	25.765	1:03.958	67.99	0.615	10:26:16.317	
6 -	38.507	25.581	1:04.088	67.85	0.745	10:27:20.405	
7 -	37.732	25.653	1:03.385 (2)	68.60	0.042	10:28:23.790	
8 -	37.691	25.652	1:03.343 (1)	68.65		10:29:27.133	
9 -	38.210	25.555	1:03.765	68.19	0.422	10:30:30.898	
10 -	38.165	25.786	1:03.951	67.99	0.608	10:31:34.849	
11 -	38.114	25.808	1:03.922	68.02	0.579	10:32:38.771	
12 -	37.870	25.652	1:03.522 (3)	68.45	0.179	10:33:42.293	

P14		4		Denis HALIL		Yamaha TZR250 - D & A AUTOS	
IDEAL LAP TIME : 1:02.934		BEST LAP TIME : 1:03.204		DIFFERENCE : 0.270			
LAP	SECTOR 1	SECTOR 2	LAP TIME	MPH	DIFF	TIME OF DAY	
1 -		26.113	1:12.330	60.12	9.126	10:22:00.698	
2 -	38.451	25.551	1:04.002	67.94	0.798	10:23:04.700	
3 -	38.954	25.631	1:04.585	67.33	1.381	10:24:09.285	
4 -	38.158	25.046	1:03.204 (1)	68.80		10:25:12.489	
5 -	38.366	25.487	1:03.853	68.10	0.649	10:26:16.342	
6 -	39.934	25.263	1:05.197	66.69	1.993	10:27:21.539	
7 -	38.338	25.138	1:03.476 (2)	68.50	0.272	10:28:25.015	
8 -	38.500	25.393	1:03.893	68.06	0.689	10:29:28.908	
9 -	38.324	26.349	1:04.673	67.23	1.469	10:30:33.581	
10 -	38.293	25.315	1:03.608 (3)	68.36	0.404	10:31:37.189	
11 -	37.888	25.828	1:03.716	68.24	0.512	10:32:40.905	
12 -	38.229	25.431	1:03.660	68.30	0.456	10:33:44.565	

P15		9 C		David MACKENZIE		Yamaha TZR250 -	
IDEAL LAP TIME : 1:02.738		BEST LAP TIME : 1:03.077		DIFFERENCE : 0.339			
LAP	SECTOR 1	SECTOR 2	LAP TIME	MPH	DIFF	TIME OF DAY	
1 -		26.462	1:12.805	59.72	9.728	10:22:01.173	
2 -	38.988	25.499	1:04.487	67.43	1.410	10:23:05.660	
3 -	38.220	25.620	1:03.840	68.11	0.763	10:24:09.500	
4 -	38.260	25.083	1:03.343 (2)	68.65	0.266	10:25:12.843	
5 -	38.342	25.291	1:03.633	68.33	0.556	10:26:16.476	
6 -	40.097	25.344	1:05.441	66.45	2.364	10:27:21.917	
7 -	38.262	25.589	1:03.851	68.10	0.774	10:28:25.768	
8 -	38.032	25.627	1:03.659	68.31	0.582	10:29:29.427	
9 -	38.168	26.314	1:04.482	67.43	1.405	10:30:33.909	
10 -	38.345	25.164	1:03.509 (3)	68.47	0.432	10:31:37.418	
11 -	38.017	26.373	1:04.390	67.53	1.313	10:32:41.808	
12 -	37.655	25.422	1:03.077 (1)	68.94		10:33:44.885	

BMCRC - MRO Championships 2022 - Rnd 9 @ Brands Hatch Indy

DFDS Yamaha Past Masters

RACE 1 - SECTOR ANALYSIS



SECTOR 1 = FL to I1, SECTOR 2 = I1 to FL, DIFF = Difference To Personal Best Lap, P = Crossed Finish Line in Pit Lane, D = Time Disallowed

P16 42 C		Martin PEARSON		Yamaha TZR250 -			
IDEAL LAP TIME : 1:04.270		BEST LAP TIME : 1:04.270		DIFFERENCE : 0.000			
LAP	SECTOR 1	SECTOR 2	LAP TIME	MPH	DIFF	TIME OF DAY	
1 -		26.972	1:16.895	56.55	12.625	10:22:05.263	
2 -	40.896	26.948	1:07.844	64.09	3.574	10:23:13.107	
3 -	39.923	26.670	1:06.593	65.30	2.323	10:24:19.700	
4 -	39.632	26.330	1:05.962	65.92	1.692	10:25:25.662	
5 -	39.552	26.193	1:05.745	66.14	1.475	10:26:31.407	
6 -	39.452	26.276	1:05.728	66.16	1.458	10:27:37.135	
7 -	39.778	25.836	1:05.614 (3)	66.27	1.344	10:28:42.749	
8 -	38.626	25.644	1:04.270 (1)	67.66		10:29:47.019	
9 -	38.949	25.720	1:04.669 (2)	67.24	0.399	10:30:51.688	
10 -	39.729	25.926	1:05.655	66.23	1.385	10:31:57.343	
11 -	41.168	26.036	1:07.204	64.70	2.934	10:33:04.547	

P17 36 R		Phil ZANUTTO		Yamaha TZR250 -			
IDEAL LAP TIME : 1:10.857		BEST LAP TIME : 1:10.910		DIFFERENCE : 0.053			
LAP	SECTOR 1	SECTOR 2	LAP TIME	MPH	DIFF	TIME OF DAY	
1 -		29.183	1:20.528	54.00	9.618	10:22:08.896	
2 -	44.617	29.684	1:14.301	58.52	3.391	10:23:23.197	
3 -	44.203	28.964	1:13.167	59.43	2.257	10:24:36.364	
4 -	42.824	28.585	1:11.409 (3)	60.89	0.499	10:25:47.773	
5 -	42.764	28.858	1:11.622	60.71	0.712	10:26:59.395	
6 -	43.347	28.576	1:11.923	60.46	1.013	10:28:11.318	
7 -	42.812	28.751	1:11.563	60.76	0.653	10:29:22.881	
8 -	43.261	28.880	1:12.141	60.27	1.231	10:30:35.022	
9 -	42.440	28.470	1:10.910 (1)	61.32		10:31:45.932	
10 -	42.387	28.735	1:11.122 (2)	61.14	0.212	10:32:57.054	

P18 99		Paul FIRTH		Yamaha TZR250 - Joanne Porter			
IDEAL LAP TIME : 1:10.602		BEST LAP TIME : 1:11.013		DIFFERENCE : 0.411			
LAP	SECTOR 1	SECTOR 2	LAP TIME	MPH	DIFF	TIME OF DAY	
1 -		30.653	1:24.983	51.16	13.970	10:22:13.351	
2 -	46.379	31.369	1:17.748	55.93	6.735	10:23:31.099	
3 -	45.310	30.485	1:15.795	57.37	4.782	10:24:46.894	
4 -	44.092	28.676	1:12.768	59.75	1.755	10:25:59.662	
5 -	42.551	28.534	1:11.085 (2)	61.17	0.072	10:27:10.747	
6 -	44.002	29.134	1:13.136	59.45	2.123	10:28:23.883	
7 -	43.975	29.736	1:13.711	58.99	2.698	10:29:37.594	
8 -	43.717	28.568	1:12.285	60.15	1.272	10:30:49.879	
9 -	42.962	28.051	1:11.013 (1)	61.23		10:32:00.892	
10 -	42.717	29.046	1:11.763 (3)	60.59	0.750	10:33:12.655	

P19 73 C		Colvin TURNER		Yamaha TZR250 -			
IDEAL LAP TIME : 1:16.809		BEST LAP TIME : 1:17.601		DIFFERENCE : 0.792			
LAP	SECTOR 1	SECTOR 2	LAP TIME	MPH	DIFF	TIME OF DAY	
1 -		30.175	1:23.496	52.08	5.895	10:22:11.864	
2 -	48.170	31.830	1:20.000	54.35	2.399	10:23:31.864	
3 -	47.972	31.288	1:19.260	54.86	1.659	10:24:51.124	
4 -	47.863	30.918	1:18.781	55.19	1.180	10:26:09.905	
5 -	48.240	31.167	1:19.407	54.76	1.806	10:27:29.312	
6 -	49.401	31.680	1:21.081	53.63	3.480	10:28:50.393	
7 -	47.404	30.855	1:18.259	55.56	0.658	10:30:08.652	
8 -	46.640	31.011	1:17.651 (2)	56.00	0.050	10:31:26.303	
9 -	46.857	30.865	1:17.722 (3)	55.95	0.121	10:32:44.025	
10 -	46.634	30.967	1:17.601 (1)	56.03		10:34:01.626	

BMCRC - MRO Championships 2022 - Rnd 9 @ Brands Hatch Indy

DFDS Yamaha Past Masters

RACE 1 - SECTOR ANALYSIS



SECTOR 1 = FL to I1, SECTOR 2 = I1 to FL, DIFF = Difference To Personal Best Lap, P = Crossed Finish Line in Pit Lane, D = Time Disallowed

P20 69 C		Mark ELLERAY		Yamaha TZR250 - Abbot Solutions Ltd			
IDEAL LAP TIME : 1:09.137		BEST LAP TIME : 1:09.762		DIFFERENCE : 0.625			
LAP	SECTOR 1	SECTOR 2	LAP TIME	MPH	DIFF	TIME OF DAY	
1 -		28.412	1:18.862	55.14	9.100	10:22:07.230	
2 -	43.141	28.153	1:11.294 (3)	60.99	1.532	10:23:18.524	
3 -	42.124	28.335	1:10.459 (2)	61.71	0.697	10:24:28.983	
4 -	42.117	27.645	1:09.762 (1)	62.33		10:25:38.745	

P21 72 C		John HAMILTON		Yamaha TZR250 - LW Racing			
IDEAL LAP TIME : 1:02.467		BEST LAP TIME :		DIFFERENCE :			
LAP	SECTOR 1	SECTOR 2	LAP TIME	MPH	DIFF	TIME OF DAY	
1 -		25.092	1:10.593	61.60		10:21:58.961	

BMCRC - MRO Championships 2022 - Rnd 9 @ Brands Hatch Indy

DFDS Yamaha Past Masters

RACE 1 - BEST SECTORS

SECTOR 1			SECTOR 2			IDEAL / BEST COMPARISON						
POS	NO	NAME	TIME	NO	NAME	TIME	POS	NO	NAME	IDEAL	BEST	DIFF
									PERFECT LAP	58.491		
1	75	JOHNSON	35.102	51	WHOLEY	23.389	1	51	WHOLEY	58.609	58.609	0.000
2	51	WHOLEY	35.220	15	PERKINS	23.394	2	15	PERKINS	58.661	58.661	0.000
3	15	PERKINS	35.267	75	JOHNSON	23.654	3	75	JOHNSON	58.756	58.756	0.000
4	30	COOPER	35.580	30	COOPER	23.760	4	30	COOPER	59.340	59.344	0.004
5	27	HAYWARD	35.658	8	BALL	23.948	5	27	HAYWARD	59.723	1:00.042	0.319
6	100	HALL	35.776	27	HAYWARD	24.065	6	8	BALL	59.834	59.903	0.069
7	8	BALL	35.886	333	STUBBERFIELD	24.091	7	100	HALL	1:00.098	1:00.181	0.083
8	74	WHITBY	36.042	100	HALL	24.322	8	74	WHITBY	1:00.635	1:00.713	0.078
9	57	MOOK	36.472	57	MOOK	24.382	9	333	STUBBERFIELD	1:00.737	1:00.937	0.200
10	333	STUBBERFIELD	36.646	19	BRANTON	24.536	10	57	MOOK	1:00.854	1:00.854	0.000
11	19	BRANTON	36.834	74	WHITBY	24.593	11	19	BRANTON	1:01.370	1:01.443	0.073
12	72	HAMILTON	37.375	28	McCARTER	24.849	12	28	McCARTER	1:02.443	1:02.664	0.221
13	28	McCARTER	37.594	4	HALIL	25.046	13	72	HAMILTON	1:02.467		
14	9	MACKENZIE	37.655	9	MACKENZIE	25.083	14	9	MACKENZIE	1:02.738	1:03.077	0.339
15	26	LEE	37.691	72	HAMILTON	25.092	15	4	HALIL	1:02.934	1:03.204	0.270
16	4	HALIL	37.888	26	LEE	25.515	16	26	LEE	1:03.206	1:03.343	0.137
17	42	PEARSON	38.626	42	PEARSON	25.644	17	42	PEARSON	1:04.270	1:04.270	0.000
18	69	ELLERAY	41.492	69	ELLERAY	27.645	18	69	ELLERAY	1:09.137	1:09.762	0.625
19	36	ZANUTTO	42.387	99	FIRTH	28.051	19	99	FIRTH	1:10.602	1:11.013	0.411
20	99	FIRTH	42.551	36	ZANUTTO	28.470	20	36	ZANUTTO	1:10.857	1:10.910	0.053
21	73	TURNER	46.634	73	TURNER	30.175	21	73	TURNER	1:16.809	1:17.601	0.792

BMCRC - MRO Championships 2022 - Rnd 9 @ Brands Hatch Indy

DFDS Yamaha Past Masters

RACE 1 - STATISTICS

Competitors Started	21
Planned Start	2022-10-02 @ 10:21:00.000
Actual Start	2022-10-02 @ 10:20:48.367
Finish Time	2022-10-02 @ 10:32:57.053
Track Length	1.2079mi.
Total Laps	226
Total Distance Covered	272.9957mi.

Session Fastest Lap History

NO	CL	NAME	LAP TIME	TIME OF DAY	LAP	VEHICLE
30		Alan COOPER	1:00.527	10:22:54.815	2	Yamaha TZR250
51		Kevin WHOLEY	59.959	10:23:56.809	3	Yamaha TZR250
51		Kevin WHOLEY	59.819	10:24:56.627	4	Yamaha TZR250
15		Billy PERKINS	59.714	10:27:01.701	6	Yamaha TZR250
75		Anthony JOHNSON	59.271	10:29:00.652	8	Yamaha TZR250
15		Billy PERKINS	59.158	10:29:00.839	8	Yamaha TZR250
51		Kevin WHOLEY	58.609	10:32:57.858	12	Yamaha TZR250

Session Leader History

NO	CL	NAME	FROM LAP	LAPS LED	DISTANCE	VEHICLE
30		Alan COOPER	1	8	9.66 miles	Yamaha TZR250
75		Anthony JOHNSON	9	1	1.20 miles	Yamaha TZR250
51		Kevin WHOLEY	10	1	1.20 miles	Yamaha TZR250
75		Anthony JOHNSON	11	1	1.20 miles	Yamaha TZR250
51		Kevin WHOLEY	12	1	1.20 miles	Yamaha TZR250

Flag History

TYPE	TIME OF DAY
GREEN	10:20:48.367
FINISH	10:32:57.053

Flag Statistics

TYPE	COUNT	TOTAL LAPS	TOTAL TIME
Green	1	12	13:22.367
Red	0	0	0.000
Safety Car	0	0	0.000
FCY	0	0	0.000

BMCRC - MRO Championships 2022 - Rnd 9 @ Brands Hatch Indy

DFDS Yamaha Past Masters

RACE 1 - STATISTICS

CLASS :

13 Starters

Fastest Lap History

NO	NAME	LAP TIME	TIME OF DAY	LAP	VEHICLE
30	Alan COOPER	1:00.527	10:22:54.815	2	Yamaha TZR250
51	Kevin WHOLEY	59.959	10:23:56.809	3	Yamaha TZR250
51	Kevin WHOLEY	59.819	10:24:56.627	4	Yamaha TZR250
15	Billy PERKINS	59.714	10:27:01.701	6	Yamaha TZR250
75	Anthony JOHNSON	59.271	10:29:00.652	8	Yamaha TZR250
15	Billy PERKINS	59.158	10:29:00.839	8	Yamaha TZR250
51	Kevin WHOLEY	58.609	10:32:57.858	12	Yamaha TZR250

Leader History

NO	NAME	FROM LAP	LAPS LED	DISTANCE	VEHICLE
30	Alan COOPER	1	8	9.66 miles	Yamaha TZR250
75	Anthony JOHNSON	9	1	1.20 miles	Yamaha TZR250
51	Kevin WHOLEY	10	1	1.20 miles	Yamaha TZR250
75	Anthony JOHNSON	11	1	1.20 miles	Yamaha TZR250
51	Kevin WHOLEY	12	1	1.20 miles	Yamaha TZR250

BMCRC - MRO Championships 2022 - Rnd 9 @ Brands Hatch Indy

DFDS Yamaha Past Masters

RACE 1 - STATISTICS

CLASS : C

7 Starters

Fastest Lap History

NO	NAME	LAP TIME	TIME OF DAY	LAP	VEHICLE
26	Damian LEE	1:04.314	10:23:04.288	2	Yamaha TZR250
333	Mark STUBBERFIELD	1:03.589	10:23:04.873	2	Yamaha TZR250
333	Mark STUBBERFIELD	1:03.505	10:24:08.378	3	Yamaha TZR250
333	Mark STUBBERFIELD	1:02.608	10:25:10.987	4	Yamaha TZR250
333	Mark STUBBERFIELD	1:02.103	10:26:13.060	5	Yamaha TZR250
333	Mark STUBBERFIELD	1:01.674	10:29:21.457	8	Yamaha TZR250
333	Mark STUBBERFIELD	1:00.970	10:32:26.898	11	Yamaha TZR250
333	Mark STUBBERFIELD	1:00.937	10:33:27.835	12	Yamaha TZR250

Leader History

NO	NAME	FROM LAP	LAPS LED	DISTANCE	VEHICLE
72	John HAMILTON	1	1	1.20 miles	Yamaha TZR250
26	Damian LEE	2	1	1.20 miles	Yamaha TZR250
333	Mark STUBBERFIELD	3	10	12.07 miles	Yamaha TZR250

BMCRC - MRO Championships 2022 - Rnd 9 @ Brands Hatch Indy

DFDS Yamaha Past Masters

RACE 1 - STATISTICS

CLASS : R

1 Starters

Fastest Lap History

NO	NAME	LAP TIME	TIME OF DAY	LAP	VEHICLE
36	Phil ZANUTTO	1:14.301	10:23:23.210	2	Yamaha TZR250
36	Phil ZANUTTO	1:13.167	10:24:36.377	3	Yamaha TZR250
36	Phil ZANUTTO	1:11.409	10:25:47.786	4	Yamaha TZR250
36	Phil ZANUTTO	1:10.910	10:31:45.946	9	Yamaha TZR250

Leader History

NO	NAME	FROM LAP	LAPS LED	DISTANCE	VEHICLE
36	Phil ZANUTTO	1	10	12.07 miles	Yamaha TZR250

BMCRC - MRO Championships 2022 - Rnd 9 @ Brands Hatch Indy
DFDS Yamaha Past Masters
RACE 11 - GRID (12 Laps)

ROW 9	27		26	77 Adam COLLINS	25	67 Mark BAILEY
ROW 8	24	46 Kevin MARSHALL	23	92 Andrew MOOK	22	88 Michael STANLEY
ROW 7	21	72 John HAMILTON	20	73 Colvin TURNER 1:17.601	19	99 Paul FIRTH 1:11.013
ROW 6	18	36 Phil ZANUTTO 1:10.910	17	69 Mark ELLERAY 1:09.762	16	42 Martin PEARSON 1:04.270
ROW 5	15	26 Damian LEE 1:03.343	14	4 Denis HALIL 1:03.204	13	9 David MACKENZIE 1:03.077
ROW 4	12	28 Liam McCARTER 1:02.664	11	19 Peter BRANTON 1:01.443	10	333 Mark STUBBERFIELD 1:00.937
ROW 3	9	57 Geoff MOOK 1:00.854	8	74 Paul WHITBY 1:00.713	7	100 Stuart HALL 1:00.181
ROW 2	6	27 Richard HAYWARD 1:00.042	5	8 David BALL 59.903	4	30 Alan COOPER 59.344
ROW 1	3	75 Anthony JOHNSON 58.756	2	15 Billy PERKINS 58.661	1	51 Kevin WHOLEY 58.609 Pole

Brands Hatch Indy: 1.2079 miles

These results are provisional until the conclusion of any judicial and technical matters.

Clerk Of Course :

Stewards :

Timekeeper :

Craig Smith

 Results can be found at www.tsl-timing.com

Printed - 10:37 Sunday, 02 October 2022



BMCRC - MRO Championships 2022 - Rnd 9 @ Brands Hatch Indy
DFDS Yamaha Past Masters
RACE 11 - CLASSIFICATION

POS	NO	CL	PIC NAME	ENTRY	LAPS	TIME	GAP	DIFF	MPH	BEST	ON
1	75		1 Anthony JOHNSON	Yamaha TZR250 - INTA MOTORCYCLE SERVICE	12	10:37.722			81.82	52.285	12
2	51		2 Kevin WHOLEY	Yamaha TZR250 - Twistgrip Motorcycles	12	10:39.100	1.378	1.378	81.65	52.453	9
3	30		3 Alan COOPER	Yamaha TZR250 - Twistgrip Motorcycles	12	10:47.214	9.492	8.114	80.62	52.588	4
4	74		4 Paul WHITBY	Yamaha TZR250 - Greybridge Ltd	12	10:58.812	21.090	11.598	79.20	54.054	8
5	27		5 Richard HAYWARD	Yamaha TZR250 - Hazel Motors/ Gforce	12	10:59.570	21.848	0.758	79.11	53.992	9
6	15		6 Billy PERKINS	Yamaha TZR250 - Ashford tarmac / Barking mad abx	12	11:03.185	25.463	3.615	78.68	54.401	6
7	100*		7 Stuart HALL	Yamaha TZR250 - www.ypmrc.co.uk	12	11:05.382	27.660	2.197	78.42	53.359	3
8	8		8 David BALL	Yamaha TZR250 - Gardiner Page and Roe pension	12	11:05.764	28.042	0.382	78.38	54.397	10
9	57		9 Geoff MOOK	Yamaha TZR250 -	12	11:06.039	28.317	0.275	78.34	54.409	10
10	4		10 Denis HALIL	Yamaha TZR250 - D & A AUTOS	12	11:18.633	40.911	12.594	76.89	55.333	3
11	28		11 Liam McCARTER	Yamaha TZR250 - Katie McCarter	12	11:20.594	42.872	1.961	76.67	55.624	10
12	333 C		1 Mark STUBBERFIELD	Yamaha TZR250 - Polished concrete London	12	11:27.334	49.612	6.740	75.92	56.120	12
13	26 C		2 Damian LEE	Yamaha TZR250 - Leed Autos	12	11:27.843	50.121	0.509	75.86	56.256	12
14	72 C		3 John HAMILTON	Yamaha TZR250 - LW Racing	12	11:31.840	54.118	3.997	75.42	56.457	4
15	9 C		4 David MACKENZIE	Yamaha TZR250 -	11	10:50.556	1 Lap	1 Lap	73.52	57.802	9
16	42 C		5 Martin PEARSON	Yamaha TZR250 -	11	10:57.028	1 Lap	6.472	72.80	58.104	6
17	69 C		6 Mark ELLERAY	Yamaha TZR250 - Abbot Solutions Ltd	11	10:58.579	1 Lap	1.551	72.63	58.197	5
18	46		12 Kevin MARSHALL	Yamaha TZR250 - Stacey Processing	11	10:58.620	1 Lap	0.041	72.62	57.335	11
19	73 C		7 Colvin TURNER	Yamaha TZR250 -	11	11:16.507	1 Lap	17.887	70.70	59.407	9
20	36 R		1 Phil ZANUTTO	Yamaha TZR250 -	11	11:27.369	1 Lap	10.862	69.59	1:00.686	9
21	99		13 Paul FIRTH	Yamaha TZR250 - Joanne Porter	10	10:57.546	2 Laps	1 Lap	66.13	1:04.185	6

NOT CLASSIFIED

DNF 19 Peter BRANTON Yamaha TZR250 - 0

FASTEST LAP

75	Anthony JOHNSON	Yamaha TZR250 - INTA MOTORCYCLE SERVICE	12	52.285	83.17 mph	133.85 kph
333 C	Mark STUBBERFIELD	Yamaha TZR250 - Polished concrete London	12	56.120	77.48 mph	124.70 kph
36 R	Phil ZANUTTO	Yamaha TZR250 -	9	1:00.686	71.65 mph	115.32 kph

* No. 100 - 10 second penalty - jump start
 Class - 92.5% of Race Speed = 75.68 mph
 Class C - 92.5% of Race Speed = 70.22 mph
 Class R - 92.5% of Race Speed = 64.37 mph

Weather / Track : Cloudy / Dry

These results are provisional until the conclusion of any judicial and technical matters.

Race Distance: 12 Laps / 14.49 miles

Brands Hatch Indy: 1.2079 miles

Date: 02/10/2022 Start: 13:55 Finish: 14:06

Clerk Of Course :

Stewards :

Timekeeper :

Craig Smith

Results can be found at www.tsl-timing.com

Printed - 14:07 Sunday, 02 October 2022



BMCRC - MRO Championships 2022 - Rnd 9 @ Brands Hatch Indy

DFDS Yamaha Past Masters

RACE 11 - LAP CHART

LAP 1 @ 13:56:33.244

NO	BEHIND	LAP TIME
75		58.342
51	0.071	58.413
30	1.226	59.568
100	1.312	59.654
15	2.447	1:00.789
74	2.958	1:01.300
27	3.217	1:01.559
8	3.604	1:01.946
57	3.955	1:02.297
333	5.209	1:03.551
4	5.256	1:03.598
28	5.577	1:03.919
26	5.995	1:04.337
9	7.095	1:05.437
72	7.610	1:05.952
42	8.832	1:07.174
73	10.234	1:08.576
36	11.086	1:09.428
69	11.185	1:09.527
46	11.319	1:09.661
99	14.813	1:13.155

LAP 2 @ 13:57:26.411

NO	BEHIND	LAP TIME
51		53.096
75	0.076	53.243
30	1.337	53.278
100	2.003	53.858
15	4.286	55.006
74	4.499	54.708
27	4.862	54.812
8	5.311	54.874
57	5.731	54.943
4	7.975	55.886
28	8.707	56.297
333	9.265	57.223
26	9.900	57.072
72	11.739	57.296
9	12.697	58.769
42	15.432	59.767
73	17.086	1:00.019
69	17.175	59.157
46	17.941	59.789
36	19.899	1:01.980
99	28.007	1:06.361

LAP 3 @ 13:58:19.033

NO	BEHIND	LAP TIME
51		52.622
75	0.295	52.841
30	1.436	52.721
100	2.740	53.359
74	6.440	54.563
15	6.723	55.059
27	6.809	54.569
57	7.777	54.668
8	7.809	55.120
4	10.686	55.333
28	12.515	56.430
333	12.945	56.302
26	13.615	56.337
72	15.985	56.868

LAP 4 @ 13:59:11.830

NO	BEHIND	LAP TIME
9		18.462
42		22.015
69		22.848
73		24.180
46		24.757
36		28.717
99		41.398
51		52.797
75	0.134	52.636
30	1.227	52.588
100	3.514	53.571
74	8.266	54.623
27	8.610	54.598
15	8.948	55.022
8	9.768	54.756
57	10.216	55.236
4	13.492	55.603
28	15.733	56.015
333	16.408	56.260
26	17.552	56.734
72	19.645	56.457
9	24.459	58.794
42	28.861	59.643
69	28.892	58.841
73	31.961	1:00.578
46	32.055	1:00.095
36	37.453	1:01.533

LAP 5 @ 14:00:04.492

NO	BEHIND	LAP TIME
75		52.528
51	0.025	52.687
99	1 Lap	1:05.232
30	1.231	52.666
100	4.716	53.864
74	9.660	54.056
27	10.356	54.408
15	10.748	54.462
8	11.862	54.756
57	12.821	55.267
4	16.410	55.580
28	18.932	55.861
333	20.578	56.832
26	21.491	56.601
72	24.155	57.172
9	30.346	58.549
69	34.427	58.197
42	34.828	58.629
46	38.712	59.319
73	40.772	1:01.473
36	46.379	1:01.588

LAP 6 @ 14:00:56.981

NO	BEHIND	LAP TIME
75		52.489
51	0.045	52.509
30	1.725	52.983
100	6.613	54.386
74	11.463	54.292
27	12.099	54.232
15	12.660	54.401

99	1 Lap	1:04.317
8	14.218	54.845
57	14.791	54.459
4	19.603	55.682
28	22.559	56.116
333	25.190	57.101
26	25.614	56.612
72	28.385	56.719
9	36.182	58.325
69	40.153	58.215
42	40.443	58.104
46	45.245	59.022
73	50.452	1:02.169

LAP 7 @ 14:01:50.003

NO	BEHIND	LAP TIME
51		52.977
75	0.272	53.294
30	2.007	53.304
36	1 Lap	1:02.040
100	7.871	54.280
74	12.865	54.424
27	13.176	54.099
15	14.301	54.663
8	16.245	55.049
57	16.705	54.936
4	22.502	55.921
99	1 Lap	1:04.185
28	25.258	55.721
333	29.283	57.115
26	29.705	57.113
72	32.244	56.881
9	41.972	58.812
69	45.582	58.451
42	45.728	58.307
46	51.103	58.880

LAP 8 @ 14:02:42.845

NO	BEHIND	LAP TIME
51		52.842
75	0.260	52.830
30	2.195	53.030
73	1 Lap	1:02.883
100	9.957	54.928
36	1 Lap	1:02.910
74	14.077	54.054
27	14.775	54.441
15	15.984	54.525
8	18.606	55.203
57	18.925	55.062
4	26.028	56.368
28	28.472	56.056
26	33.642	56.779
333	33.724	57.283
99	1 Lap	1:04.600
72	36.476	57.074
9	46.958	57.828
42	51.666	58.780
69	51.889	59.149

LAP 9 @ 14:03:35.298

NO	BEHIND	LAP TIME
51		52.453
75	0.369	52.562

30	3.088	53.346
46	1 Lap	58.465
100	12.337	54.833
74	15.983	54.359
73	1 Lap	1:01.173
27	16.314	53.992
15	18.443	54.912
8	21.318	55.165
57	21.857	55.385
36	1 Lap	1:02.084
4	29.803	56.228
28	31.935	55.916
26	37.914	56.725
333	37.999	56.728
72	40.844	56.821
99	1 Lap	1:04.570
9	52.307	57.802

LAP 10 @ 14:04:27.799

NO	BEHIND	LAP TIME
51		52.501
75	0.201	52.333
30	4.771	54.184
42	1 Lap	59.736
69	1 Lap	59.956
46	1 Lap	58.362
100	13.687	53.851
74	17.733	54.251
27	18.061	54.248
15	20.823	54.881
73	1 Lap	59.407
8	23.214	54.397
57	23.765	54.409
36	1 Lap	1:00.686
4	32.888	55.586
28	35.058	55.624
26	41.888	56.475
333	42.030	56.532
72	44.890	56.547

LAP 11 @ 14:05:20.339

NO	BEHIND	LAP TIME
75		52.339
51	0.247	52.787
30	6.669	54.438
9	1 Lap	59.608
99	2 Laps	1:04.917
42	1 Lap	58.585
69	1 Lap	59.667
100	15.239	54.092
46	1 Lap	58.254
74	19.293	54.100
27	19.920	54.399
15	23.037	54.754
8	25.472	54.798
57	26.014	54.789
73	1 Lap	59.876
4	37.441	57.093
28	38.949	56.431
36	1 Lap	1:01.548
333	45.777	56.287
26	46.150	56.802
72	49.109	56.759

LAP 12 @ 14:06:12.624

NO	BEHIND	LAP TIME
75		52.285
51	1.378	53.416
30	9.492	55.108
9	1 Lap	58.245
100	17.660	54.706
42	1 Lap	59.098
99	2 Laps	1:04.196
69	1 Lap	59.124
46	1 Lap	57.335
74	21.090	54.082
27	21.848	54.213
15	25.463	54.711
8	28.042	54.855
57	28.317	54.588
73	1 Lap	1:00.637
4	40.911	55.755
28	42.872	56.208
333	49.612	56.120
36	1 Lap	1:02.132
26	50.121	56.256
72	54.118	57.294

BMCRC - MRO Championships 2022 - Rnd 9 @ Brands Hatch Indy

DFDS Yamaha Past Masters

RACE 11 - SECTOR ANALYSIS



SECTOR 1 = FL to I1, SECTOR 2 = I1 to FL, DIFF = Difference To Personal Best Lap, P = Crossed Finish Line in Pit Lane, D = Time Disallowed

P1 75		Anthony JOHNSON		Yamaha TZR250 - INTA MOTORCYCLE SERVICES LTD			
IDEAL LAP TIME : 52.238		BEST LAP TIME : 52.285		DIFFERENCE : 0.047			
LAP	SECTOR 1	SECTOR 2	LAP TIME	MPH	DIFF	TIME OF DAY	
1 -		21.707	58.342	74.53	6.057	13:56:33.244	
2 -	31.772	21.471	53.243	81.67	0.958	13:57:26.487	
3 -	31.597	21.244	52.841	82.29	0.556	13:58:19.328	
4 -	31.341	21.295	52.636	82.61	0.351	13:59:11.964	
5 -	31.219	21.309	52.528	82.78	0.243	14:00:04.492	
6 -	31.285	21.204	52.489	82.84	0.204	14:00:56.981	
7 -	31.678	21.616	53.294	81.59	1.009	14:01:50.275	
8 -	31.609	21.221	52.830	82.31	0.545	14:02:43.105	
9 -	31.353	21.209	52.562	82.73	0.277	14:03:35.667	
10 -	31.152	21.181	52.333 (2)	83.09	0.048	14:04:28.000	
11 -	31.057	21.282	52.339 (3)	83.08	0.054	14:05:20.339	
12 -	31.058	21.227	52.285 (1)	83.17		14:06:12.624	

P2 51		Kevin WHOLEY		Yamaha TZR250 - Twistgrip Motorcycles			
IDEAL LAP TIME : 52.293		BEST LAP TIME : 52.453		DIFFERENCE : 0.160			
LAP	SECTOR 1	SECTOR 2	LAP TIME	MPH	DIFF	TIME OF DAY	
1 -		21.077	58.413	74.44	5.960	13:56:33.315	
2 -	32.059	21.037	53.096	81.90	0.643	13:57:26.411	
3 -	31.530	21.092	52.622	82.63	0.169	13:58:19.033	
4 -	31.554	21.243	52.797	82.36	0.344	13:59:11.830	
5 -	31.677	21.010	52.687	82.53	0.234	14:00:04.517	
6 -	31.500	21.009	52.509 (3)	82.81	0.056	14:00:57.026	
7 -	31.545	21.432	52.977	82.08	0.524	14:01:50.003	
8 -	31.705	21.137	52.842	82.29	0.389	14:02:42.845	
9 -	31.505	20.948	52.453 (1)	82.90		14:03:35.298	
10 -	31.395	21.106	52.501 (2)	82.82	0.048	14:04:27.799	
11 -	31.889	20.898	52.787	82.38	0.334	14:05:20.586	
12 -	31.885	21.531	53.416	81.41	0.963	14:06:14.002	

P3 30		Alan COOPER		Yamaha TZR250 - Twistgrip Motorcycles			
IDEAL LAP TIME : 52.554		BEST LAP TIME : 52.588		DIFFERENCE : 0.034			
LAP	SECTOR 1	SECTOR 2	LAP TIME	MPH	DIFF	TIME OF DAY	
1 -		21.520	59.568	73.00	6.980	13:56:34.470	
2 -	31.996	21.282	53.278	81.62	0.690	13:57:27.748	
3 -	31.493	21.228	52.721 (3)	82.48	0.133	13:58:20.469	
4 -	31.404	21.184	52.588 (1)	82.69		13:59:13.057	
5 -	31.416	21.250	52.666 (2)	82.56	0.078	14:00:05.723	
6 -	31.833	21.150	52.983	82.07	0.395	14:00:58.706	
7 -	31.871	21.433	53.304	81.58	0.716	14:01:52.010	
8 -	31.645	21.385	53.030	82.00	0.442	14:02:45.040	
9 -	31.562	21.784	53.346	81.51	0.758	14:03:38.386	
10 -	32.029	22.155	54.184	80.25	1.596	14:04:32.570	
11 -	32.095	22.343	54.438	79.88	1.850	14:05:27.008	
12 -	32.898	22.210	55.108	78.91	2.520	14:06:22.116	

BMCRC - MRO Championships 2022 - Rnd 9 @ Brands Hatch Indy

DFDS Yamaha Past Masters

RACE 11 - SECTOR ANALYSIS



SECTOR 1 = FL to I1, SECTOR 2 = I1 to FL, DIFF = Difference To Personal Best Lap, P = Crossed Finish Line in Pit Lane, D = Time Disallowed

P4 74 Paul WHITBY		Yamaha TZR250 - Greybridge Ltd				
IDEAL LAP TIME : 53.826		BEST LAP TIME : 54.054		DIFFERENCE : 0.228		
LAP	SECTOR 1	SECTOR 2	LAP TIME	MPH	DIFF	TIME OF DAY
1 -		22.122	1:01.300	70.93	7.246	13:56:36.202
2 -	32.741	21.967	54.708	79.48	0.654	13:57:30.910
3 -	32.455	22.108	54.563	79.69	0.509	13:58:25.473
4 -	32.773	21.850	54.623	79.61	0.569	13:59:20.096
5 -	32.230	21.826	54.056 (2)	80.44	0.002	14:00:14.152
6 -	32.331	21.961	54.292	80.09	0.238	14:01:08.444
7 -	32.386	22.038	54.424	79.90	0.370	14:02:02.868
8 -	32.190	21.864	54.054 (1)	80.44		14:02:56.922
9 -	32.439	21.920	54.359	79.99	0.305	14:03:51.281
10 -	32.393	21.858	54.251	80.15	0.197	14:04:45.532
11 -	32.005	22.095	54.100	80.38	0.046	14:05:39.632
12 -	32.261	21.821	54.082 (3)	80.40	0.028	14:06:33.714

P5 27 Richard HAYWARD		Yamaha TZR250 - Hazel Motors/ Gforce				
IDEAL LAP TIME : 53.772		BEST LAP TIME : 53.992		DIFFERENCE : 0.220		
LAP	SECTOR 1	SECTOR 2	LAP TIME	MPH	DIFF	TIME OF DAY
1 -		22.364	1:01.559	70.64	7.567	13:56:36.461
2 -	32.661	22.151	54.812	79.33	0.820	13:57:31.273
3 -	32.529	22.040	54.569	79.69	0.577	13:58:25.842
4 -	32.680	21.918	54.598	79.64	0.606	13:59:20.440
5 -	32.488	21.920	54.408	79.92	0.416	14:00:14.848
6 -	32.263	21.969	54.232	80.18	0.240	14:01:09.080
7 -	32.348	21.751	54.099 (2)	80.38	0.107	14:02:03.179
8 -	32.484	21.957	54.441	79.87	0.449	14:02:57.620
9 -	32.021	21.971	53.992 (1)	80.54		14:03:51.612
10 -	32.433	21.815	54.248	80.16	0.256	14:04:45.860
11 -	32.329	22.070	54.399	79.93	0.407	14:05:40.259
12 -	32.275	21.938	54.213 (3)	80.21	0.221	14:06:34.472

P6 15 Billy PERKINS		Yamaha TZR250 - Ashford tarmac / Barking mad about Animals				
IDEAL LAP TIME : 54.383		BEST LAP TIME : 54.401		DIFFERENCE : 0.018		
LAP	SECTOR 1	SECTOR 2	LAP TIME	MPH	DIFF	TIME OF DAY
1 -		22.109	1:00.789	71.53	6.388	13:56:35.691
2 -	32.801	22.205	55.006	79.05	0.605	13:57:30.697
3 -	33.031	22.028	55.059	78.98	0.658	13:58:25.756
4 -	33.029	21.993	55.022	79.03	0.621	13:59:20.778
5 -	32.487	21.975	54.462 (2)	79.84	0.061	14:00:15.240
6 -	32.422	21.979	54.401 (1)	79.93		14:01:09.641
7 -	32.518	22.145	54.663	79.55	0.262	14:02:04.304
8 -	32.408	22.117	54.525 (3)	79.75	0.124	14:02:58.829
9 -	32.664	22.248	54.912	79.19	0.511	14:03:53.741
10 -	32.627	22.254	54.881	79.23	0.480	14:04:48.622
11 -	32.609	22.145	54.754	79.42	0.353	14:05:43.376
12 -	32.547	22.164	54.711	79.48	0.310	14:06:38.087

BMCRC - MRO Championships 2022 - Rnd 9 @ Brands Hatch Indy

DFDS Yamaha Past Masters

RACE 11 - SECTOR ANALYSIS



SECTOR 1 = FL to I1, SECTOR 2 = I1 to FL, DIFF = Difference To Personal Best Lap, P = Crossed Finish Line in Pit Lane, D = Time Disallowed

P7 100		Stuart HALL		Yamaha TZR250 - www.ypmrc.co.uk			
IDEAL LAP TIME : 53.290		BEST LAP TIME : 53.359		DIFFERENCE : 0.069			
LAP	SECTOR 1	SECTOR 2	LAP TIME	MPH	DIFF	TIME OF DAY	
1 -		21.690	59.654	72.89	6.295	13:56:34.556	
2 -	32.311	21.547	53.858	80.74	0.499	13:57:28.414	
3 -	31.743	21.616	53.359 (1)	81.49		13:58:21.773	
4 -	31.936	21.635	53.571 (2)	81.17	0.212	13:59:15.344	
5 -	32.072	21.792	53.864	80.73	0.505	14:00:09.208	
6 -	32.519	21.867	54.386	79.95	1.027	14:01:03.594	
7 -	32.284	21.996	54.280	80.11	0.921	14:01:57.874	
8 -	32.787	22.141	54.928	79.16	1.569	14:02:52.802	
9 -	32.819	22.014	54.833	79.30	1.474	14:03:47.635	
10 -	32.086	21.765	53.851 (3)	80.75	0.492	14:04:41.486	
11 -	32.115	21.977	54.092	80.39	0.733	14:05:35.578	
12 -	32.362	22.344	54.706	79.49	1.347	14:06:30.284	

P8 8		David BALL		Yamaha TZR250 - Gardiner Page and Roe pension consultants			
IDEAL LAP TIME : 54.301		BEST LAP TIME : 54.397		DIFFERENCE : 0.096			
LAP	SECTOR 1	SECTOR 2	LAP TIME	MPH	DIFF	TIME OF DAY	
1 -		22.133	1:01.946	70.19	7.549	13:56:36.848	
2 -	32.824	22.050	54.874	79.24	0.477	13:57:31.722	
3 -	33.155	21.965	55.120	78.89	0.723	13:58:26.842	
4 -	32.665	22.091	54.756 (2)	79.41	0.359	13:59:21.598	
5 -	32.682	22.074	54.756 (2)	79.41	0.359	14:00:16.354	
6 -	32.724	22.121	54.845	79.28	0.448	14:01:11.199	
7 -	32.831	22.218	55.049	78.99	0.652	14:02:06.248	
8 -	32.853	22.350	55.203	78.77	0.806	14:03:01.451	
9 -	32.681	22.484	55.165	78.82	0.768	14:03:56.616	
10 -	32.336	22.061	54.397 (1)	79.94		14:04:51.013	
11 -	32.665	22.133	54.798	79.35	0.401	14:05:45.811	
12 -	32.682	22.173	54.855	79.27	0.458	14:06:40.666	

P9 57		Geoff MOOK		Yamaha TZR250 -			
IDEAL LAP TIME : 54.245		BEST LAP TIME : 54.409		DIFFERENCE : 0.164			
LAP	SECTOR 1	SECTOR 2	LAP TIME	MPH	DIFF	TIME OF DAY	
1 -		22.178	1:02.297	69.80	7.888	13:56:37.199	
2 -	32.986	21.957	54.943	79.14	0.534	13:57:32.142	
3 -	32.581	22.087	54.668	79.54	0.259	13:58:26.810	
4 -	33.209	22.027	55.236	78.72	0.827	13:59:22.046	
5 -	33.111	22.156	55.267	78.68	0.858	14:00:17.313	
6 -	32.438	22.021	54.459 (2)	79.85	0.050	14:01:11.772	
7 -	32.708	22.228	54.936	79.15	0.527	14:02:06.708	
8 -	32.781	22.281	55.062	78.97	0.653	14:03:01.770	
9 -	32.656	22.729	55.385	78.51	0.976	14:03:57.155	
10 -	32.288	22.121	54.409 (1)	79.92		14:04:51.564	
11 -	32.682	22.107	54.789	79.37	0.380	14:05:46.353	
12 -	32.499	22.089	54.588 (3)	79.66	0.179	14:06:40.941	

BMCRC - MRO Championships 2022 - Rnd 9 @ Brands Hatch Indy

DFDS Yamaha Past Masters

RACE 11 - SECTOR ANALYSIS



SECTOR 1 = FL to I1, SECTOR 2 = I1 to FL, DIFF = Difference To Personal Best Lap, P = Crossed Finish Line in Pit Lane, D = Time Disallowed

P10 4		Denis HALIL		Yamaha TZR250 - D & A AUTOS			
IDEAL LAP TIME : 55.289		BEST LAP TIME : 55.333		DIFFERENCE : 0.044			
LAP	SECTOR 1	SECTOR 2	LAP TIME	MPH	DIFF	TIME OF DAY	
1 -		22.431	1:03.598	68.37	8.265	13:56:38.500	
2 -	33.498	22.388	55.886	77.81	0.553	13:57:34.386	
3 -	33.021	22.312	55.333 (1)	78.58		13:58:29.719	
4 -	33.105	22.498	55.603	78.20	0.270	13:59:25.322	
5 -	33.312	22.268	55.580 (2)	78.24	0.247	14:00:20.902	
6 -	33.228	22.454	55.682	78.09	0.349	14:01:16.584	
7 -	33.274	22.647	55.921	77.76	0.588	14:02:12.505	
8 -	33.581	22.787	56.368	77.14	1.035	14:03:08.873	
9 -	33.634	22.594	56.228	77.33	0.895	14:04:05.101	
10 -	33.276	22.310	55.586 (3)	78.23	0.253	14:05:00.687	
11 -	34.395	22.698	57.093	76.16	1.760	14:05:57.780	
12 -	33.241	22.514	55.755	77.99	0.422	14:06:53.535	

P11 28		Liam McCARTER		Yamaha TZR250 - Katie McCarter			
IDEAL LAP TIME : 55.467		BEST LAP TIME : 55.624		DIFFERENCE : 0.157			
LAP	SECTOR 1	SECTOR 2	LAP TIME	MPH	DIFF	TIME OF DAY	
1 -		22.651	1:03.919	68.03	8.295	13:56:38.821	
2 -	33.815	22.482	56.297	77.24	0.673	13:57:35.118	
3 -	33.800	22.630	56.430	77.06	0.806	13:58:31.548	
4 -	33.500	22.515	56.015	77.63	0.391	13:59:27.563	
5 -	33.459	22.402	55.861 (3)	77.84	0.237	14:00:23.424	
6 -	33.570	22.546	56.116	77.49	0.492	14:01:19.540	
7 -	33.116	22.605	55.721 (2)	78.04	0.097	14:02:15.261	
8 -	33.565	22.491	56.056	77.57	0.432	14:03:11.317	
9 -	33.285	22.631	55.916	77.77	0.292	14:04:07.233	
10 -	33.273	22.351	55.624 (1)	78.17		14:05:02.857	
11 -	33.120	23.311	56.431	77.06	0.807	14:05:59.288	
12 -	33.296	22.912	56.208	77.36	0.584	14:06:55.496	

P12 333 C		Mark STUBBERFIELD		Yamaha TZR250 - Polished concrete London			
IDEAL LAP TIME : 55.931		BEST LAP TIME : 56.120		DIFFERENCE : 0.189			
LAP	SECTOR 1	SECTOR 2	LAP TIME	MPH	DIFF	TIME OF DAY	
1 -		22.955	1:03.551	68.42	7.431	13:56:38.453	
2 -	34.745	22.478	57.223	75.99	1.103	13:57:35.676	
3 -	33.835	22.467	56.302	77.23	0.182	13:58:31.978	
4 -	33.747	22.513	56.260 (2)	77.29	0.140	13:59:28.238	
5 -	34.016	22.816	56.832	76.51	0.712	14:00:25.070	
6 -	34.296	22.805	57.101	76.15	0.981	14:01:22.171	
7 -	34.446	22.669	57.115	76.13	0.995	14:02:19.286	
8 -	34.415	22.868	57.283	75.91	1.163	14:03:16.569	
9 -	34.027	22.701	56.728	76.65	0.608	14:04:13.297	
10 -	33.983	22.549	56.532	76.92	0.412	14:05:09.829	
11 -	33.597	22.690	56.287 (3)	77.25	0.167	14:06:06.116	
12 -	33.786	22.334	56.120 (1)	77.48		14:07:02.236	

BMCRC - MRO Championships 2022 - Rnd 9 @ Brands Hatch Indy

DFDS Yamaha Past Masters

RACE 11 - SECTOR ANALYSIS



SECTOR 1 = FL to I1, SECTOR 2 = I1 to FL, DIFF = Difference To Personal Best Lap, P = Crossed Finish Line in Pit Lane, D = Time Disallowed

P13 26 C		Damian LEE		Yamaha TZR250 - Leed Autos		
IDEAL LAP TIME : 56.142		BEST LAP TIME : 56.256		DIFFERENCE : 0.114		
LAP	SECTOR 1	SECTOR 2	LAP TIME	MPH	DIFF	TIME OF DAY
1 -		22.841	1:04.337	67.59	8.081	13:56:39.239
2 -	34.078	22.994	57.072	76.19	0.816	13:57:36.311
3 -	33.548	22.789	56.337 (2)	77.18	0.081	13:58:32.648
4 -	33.918	22.816	56.734	76.64	0.478	13:59:29.382
5 -	33.663	22.938	56.601	76.82	0.345	14:00:25.983
6 -	33.723	22.889	56.612	76.81	0.356	14:01:22.595
7 -	34.153	22.960	57.113	76.14	0.857	14:02:19.708
8 -	33.510	23.269	56.779	76.58	0.523	14:03:16.487
9 -	33.782	22.943	56.725	76.66	0.469	14:04:13.212
10 -	33.570	22.905	56.475 (3)	77.00	0.219	14:05:09.687
11 -	33.886	22.916	56.802	76.55	0.546	14:06:06.489
12 -	33.624	22.632	56.256 (1)	77.30		14:07:02.745

P14 72 C		John HAMILTON		Yamaha TZR250 - LW Racing		
IDEAL LAP TIME : 56.150		BEST LAP TIME : 56.457		DIFFERENCE : 0.307		
LAP	SECTOR 1	SECTOR 2	LAP TIME	MPH	DIFF	TIME OF DAY
1 -		22.781	1:05.952	65.93	9.495	13:56:40.854
2 -	34.492	22.804	57.296	75.89	0.839	13:57:38.150
3 -	34.247	22.621	56.868	76.46	0.411	13:58:35.018
4 -	33.892	22.565	56.457 (1)	77.02		13:59:31.475
5 -	34.194	22.978	57.172	76.06	0.715	14:00:28.647
6 -	33.821	22.898	56.719 (3)	76.66	0.262	14:01:25.366
7 -	34.088	22.793	56.881	76.45	0.424	14:02:22.247
8 -	34.285	22.789	57.074	76.19	0.617	14:03:19.321
9 -	33.942	22.879	56.821	76.53	0.364	14:04:16.142
10 -	33.585	22.962	56.547 (2)	76.90	0.090	14:05:12.689
11 -	33.802	22.957	56.759	76.61	0.302	14:06:09.448
12 -	34.133	23.161	57.294	75.89	0.837	14:07:06.742

P15 9 C		David MACKENZIE		Yamaha TZR250 -		
IDEAL LAP TIME : 57.802		BEST LAP TIME : 57.802		DIFFERENCE : 0.000		
LAP	SECTOR 1	SECTOR 2	LAP TIME	MPH	DIFF	TIME OF DAY
1 -		23.470	1:05.437	66.45	7.635	13:56:40.339
2 -	35.355	23.414	58.769	73.99	0.967	13:57:39.108
3 -	35.046	23.341	58.387	74.47	0.585	13:58:37.495
4 -	35.142	23.652	58.794	73.96	0.992	13:59:36.289
5 -	35.029	23.520	58.549	74.27	0.747	14:00:34.838
6 -	34.895	23.430	58.325	74.55	0.523	14:01:33.163
7 -	35.244	23.568	58.812	73.94	1.010	14:02:31.975
8 -	34.491	23.337	57.828 (2)	75.19	0.026	14:03:29.803
9 -	34.479	23.323	57.802 (1)	75.23		14:04:27.605
10 -	34.998	24.610	59.608	72.95	1.806	14:05:27.213
11 -	34.651	23.594	58.245 (3)	74.66	0.443	14:06:25.458

P16 42 C		Martin PEARSON		Yamaha TZR250 -		
IDEAL LAP TIME : 57.874		BEST LAP TIME : 58.104		DIFFERENCE : 0.230		
LAP	SECTOR 1	SECTOR 2	LAP TIME	MPH	DIFF	TIME OF DAY
1 -		24.146	1:07.174	64.73	9.070	13:56:42.076
2 -	35.925	23.842	59.767	72.75	1.663	13:57:41.843
3 -	35.498	23.707	59.205	73.44	1.101	13:58:41.048
4 -	35.583	24.060	59.643	72.91	1.539	13:59:40.691
5 -	35.439	23.190	58.629	74.17	0.525	14:00:39.320
6 -	34.684	23.420	58.104 (1)	74.84		14:01:37.424
7 -	34.845	23.462	58.307 (2)	74.58	0.203	14:02:35.731
8 -	35.040	23.740	58.780	73.98	0.676	14:03:34.511
9 -	35.856	23.880	59.736	72.79	1.632	14:04:34.247
10 -	34.942	23.643	58.585 (3)	74.22	0.481	14:05:32.832
11 -	35.146	23.952	59.098	73.58	0.994	14:06:31.930

BMCRC - MRO Championships 2022 - Rnd 9 @ Brands Hatch Indy

DFDS Yamaha Past Masters

RACE 11 - SECTOR ANALYSIS



SECTOR 1 = FL to I1, SECTOR 2 = I1 to FL, DIFF = Difference To Personal Best Lap, P = Crossed Finish Line in Pit Lane, D = Time Disallowed

P17 69 C		Mark ELLERAY		Yamaha TZR250 - Abbot Solutions Ltd		
IDEAL LAP TIME : 57.918		BEST LAP TIME : 58.197		DIFFERENCE : 0.279		
LAP	SECTOR 1	SECTOR 2	LAP TIME	MPH	DIFF	TIME OF DAY
1 -		24.779	1:09.527	62.54	11.330	13:56:44.429
2 -	35.697	23.460	59.157	73.50	0.960	13:57:43.586
3 -	35.186	23.109	58.295 (3)	74.59	0.098	13:58:41.881
4 -	34.972	23.869	58.841	73.90	0.644	13:59:40.722
5 -	34.883	23.314	58.197 (1)	74.72		14:00:38.919
6 -	34.809	23.406	58.215 (2)	74.69	0.018	14:01:37.134
7 -	34.825	23.626	58.451	74.39	0.254	14:02:35.585
8 -	35.302	23.847	59.149	73.51	0.952	14:03:34.734
9 -	35.910	24.046	59.956	72.52	1.759	14:04:34.690
10 -	36.066	23.601	59.667	72.88	1.470	14:05:34.357
11 -	35.401	23.723	59.124	73.55	0.927	14:06:33.481

P18 46		Kevin MARSHALL		Yamaha TZR250 - Stacey Processing		
IDEAL LAP TIME : 57.335		BEST LAP TIME : 57.335		DIFFERENCE : 0.000		
LAP	SECTOR 1	SECTOR 2	LAP TIME	MPH	DIFF	TIME OF DAY
1 -		24.709	1:09.661	62.42	12.326	13:56:44.563
2 -	35.837	23.952	59.789	72.73	2.454	13:57:44.352
3 -	35.090	24.348	59.438	73.16	2.103	13:58:43.790
4 -	35.740	24.355	1:00.095	72.36	2.760	13:59:43.885
5 -	35.713	23.606	59.319	73.30	1.984	14:00:43.204
6 -	35.226	23.796	59.022	73.67	1.687	14:01:42.226
7 -	35.194	23.686	58.880	73.85	1.545	14:02:41.106
8 -	35.097	23.368	58.465	74.37	1.130	14:03:39.571
9 -	34.739	23.623	58.362 (3)	74.51	1.027	14:04:37.933
10 -	34.769	23.485	58.254 (2)	74.64	0.919	14:05:36.187
11 -	34.192	23.143	57.335 (1)	75.84		14:06:33.522

P19 73 C		Colvin TURNER		Yamaha TZR250 -		
IDEAL LAP TIME : 59.361		BEST LAP TIME : 59.407		DIFFERENCE : 0.046		
LAP	SECTOR 1	SECTOR 2	LAP TIME	MPH	DIFF	TIME OF DAY
1 -		24.290	1:08.576	63.41	9.169	13:56:43.478
2 -	36.184	23.835	1:00.019	72.45	0.612	13:57:43.497
3 -	35.583	24.133	59.716 (2)	72.82	0.309	13:58:43.213
4 -	36.134	24.444	1:00.578	71.78	1.171	13:59:43.791
5 -	37.171	24.302	1:01.473	70.74	2.066	14:00:45.264
6 -	37.667	24.502	1:02.169	69.94	2.762	14:01:47.433
7 -	38.225	24.658	1:02.883	69.15	3.476	14:02:50.316
8 -	36.865	24.308	1:01.173	71.08	1.766	14:03:51.489
9 -	35.526	23.881	59.407 (1)	73.20		14:04:50.896
10 -	36.011	23.865	59.876 (3)	72.62	0.469	14:05:50.772
11 -	36.171	24.466	1:00.637	71.71	1.230	14:06:51.409

P20 36 R		Phil ZANUTTO		Yamaha TZR250 -		
IDEAL LAP TIME : 1:00.680		BEST LAP TIME : 1:00.686		DIFFERENCE : 0.006		
LAP	SECTOR 1	SECTOR 2	LAP TIME	MPH	DIFF	TIME OF DAY
1 -		25.208	1:09.428	62.63	8.742	13:56:44.330
2 -	37.297	24.683	1:01.980	70.16	1.294	13:57:46.310
3 -	36.978	24.462	1:01.440 (2)	70.77	0.754	13:58:47.750
4 -	37.052	24.481	1:01.533 (3)	70.67	0.847	13:59:49.283
5 -	36.989	24.599	1:01.588	70.60	0.902	14:00:50.871
6 -	37.102	24.938	1:02.040	70.09	1.354	14:01:52.911
7 -	38.105	24.805	1:02.910	69.12	2.224	14:02:55.821
8 -	37.200	24.884	1:02.084	70.04	1.398	14:03:57.905
9 -	36.218	24.468	1:00.686 (1)	71.65		14:04:58.591
10 -	36.813	24.735	1:01.548	70.65	0.862	14:06:00.139
11 -	36.989	25.143	1:02.132	69.98	1.446	14:07:02.271

BMCRC - MRO Championships 2022 - Rnd 9 @ Brands Hatch Indy

DFDS Yamaha Past Masters

RACE 11 - SECTOR ANALYSIS



SECTOR 1 = FL to I1, SECTOR 2 = I1 to FL, DIFF = Difference To Personal Best Lap, P = Crossed Finish Line in Pit Lane, D = Time Disallowed

P21 99 Paul FIRTH		Yamaha TZR250 - Joanne Porter				
IDEAL LAP TIME : 1:03.695		BEST LAP TIME : 1:04.185		DIFFERENCE : 0.490		
LAP	SECTOR 1	SECTOR 2	LAP TIME	MPH	DIFF	TIME OF DAY
1 -		26.320	1:13.155	59.44	8.970	13:56:48.057
2 -	39.786	26.575	1:06.361	65.52	2.176	13:57:54.418
3 -	39.658	26.355	1:06.013	65.87	1.828	13:59:00.431
4 -	39.119	26.113	1:05.232	66.66	1.047	14:00:05.663
5 -	38.510	25.807	1:04.317 (3)	67.61	0.132	14:01:09.980
6 -	37.888	26.297	1:04.185 (1)	67.75		14:02:14.165
7 -	38.292	26.308	1:04.600	67.31	0.415	14:03:18.765
8 -	38.649	25.921	1:04.570	67.34	0.385	14:04:23.335
9 -	38.663	26.254	1:04.917	66.98	0.732	14:05:28.252
10 -	38.248	25.948	1:04.196 (2)	67.73	0.011	14:06:32.448

BMCRC - MRO Championships 2022 - Rnd 9 @ Brands Hatch Indy

DFDS Yamaha Past Masters

RACE 11 - BEST SECTORS

SECTOR 1			SECTOR 2			IDEAL / BEST COMPARISON						
POS	NO	NAME	TIME	NO	NAME	TIME	POS	NO	NAME	IDEAL	BEST	DIFF
									PERFECT LAP	51.955		
1	75	JOHNSON	31.057	51	WHOLEY	20.898	1	75	JOHNSON	52.238	52.285	0.047
2	51	WHOLEY	31.395	30	COOPER	21.150	2	51	WHOLEY	52.293	52.453	0.160
3	30	COOPER	31.404	75	JOHNSON	21.181	3	30	COOPER	52.554	52.588	0.034
4	100	HALL	31.743	100	HALL	21.547	4	100	HALL	53.290	53.359	0.069
5	74	WHITBY	32.005	27	HAYWARD	21.751	5	27	HAYWARD	53.772	53.992	0.220
6	27	HAYWARD	32.021	74	WHITBY	21.821	6	74	WHITBY	53.826	54.054	0.228
7	57	MOOK	32.288	57	MOOK	21.957	7	57	MOOK	54.245	54.409	0.164
8	8	BALL	32.336	8	BALL	21.965	8	8	BALL	54.301	54.397	0.096
9	15	PERKINS	32.408	15	PERKINS	21.975	9	15	PERKINS	54.383	54.401	0.018
10	4	HALIL	33.021	4	HALIL	22.268	10	4	HALIL	55.289	55.333	0.044
11	28	McCARTER	33.116	333	STUBBERFIELD	22.334	11	28	McCARTER	55.467	55.624	0.157
12	26	LEE	33.510	28	McCARTER	22.351	12	333	STUBBERFIELD	55.931	56.120	0.189
13	72	HAMILTON	33.585	72	HAMILTON	22.565	13	26	LEE	56.142	56.256	0.114
14	333	STUBBERFIELD	33.597	26	LEE	22.632	14	72	HAMILTON	56.150	56.457	0.307
15	46	MARSHALL	34.192	69	ELLERAY	23.109	15	46	MARSHALL	57.335	57.335	0.000
16	9	MACKENZIE	34.479	46	MARSHALL	23.143	16	9	MACKENZIE	57.802	57.802	0.000
17	42	PEARSON	34.684	42	PEARSON	23.190	17	42	PEARSON	57.874	58.104	0.230
18	69	ELLERAY	34.809	9	MACKENZIE	23.323	18	69	ELLERAY	57.918	58.197	0.279
19	73	TURNER	35.526	73	TURNER	23.835	19	73	TURNER	59.361	59.407	0.046
20	36	ZANUTTO	36.218	36	ZANUTTO	24.462	20	36	ZANUTTO	1:00.680	1:00.686	0.006
21	99	FIRTH	37.888	99	FIRTH	25.807	21	99	FIRTH	1:03.695	1:04.185	0.490
22												

BMCRC - MRO Championships 2022 - Rnd 9 @ Brands Hatch Indy

DFDS Yamaha Past Masters

RACE 11 - STATISTICS

Competitors Started	22
Planned Start	2022-10-02 @ 14:20:00.000
Actual Start	2022-10-02 @ 13:55:34.901
Finish Time	2022-10-02 @ 14:06:12.623
Track Length	1.2079mi.
Total Laps	244
Total Distance Covered	294.7387mi.

Session Fastest Lap History

NO	CL	NAME	LAP TIME	TIME OF DAY	LAP	VEHICLE
51		Kevin WHOLEY	53.096	13:57:26.437	2	Yamaha TZR250
51		Kevin WHOLEY	52.622	13:58:19.058	3	Yamaha TZR250
30		Alan COOPER	52.588	13:59:13.083	4	Yamaha TZR250
75		Anthony JOHNSON	52.528	14:00:04.511	5	Yamaha TZR250
75		Anthony JOHNSON	52.489	14:00:56.986	6	Yamaha TZR250
51		Kevin WHOLEY	52.453	14:03:35.323	9	Yamaha TZR250
75		Anthony JOHNSON	52.333	14:04:28.005	10	Yamaha TZR250
75		Anthony JOHNSON	52.285	14:06:12.627	12	Yamaha TZR250

Session Leader History

NO	CL	NAME	FROM LAP	LAPS LED	DISTANCE	VEHICLE
75		Anthony JOHNSON	1	1	1.20 miles	Yamaha TZR250
51		Kevin WHOLEY	2	3	3.62 miles	Yamaha TZR250
75		Anthony JOHNSON	5	2	2.41 miles	Yamaha TZR250
51		Kevin WHOLEY	7	4	4.83 miles	Yamaha TZR250
75		Anthony JOHNSON	11	2	2.41 miles	Yamaha TZR250

Flag History

TYPE	TIME OF DAY
GREEN	13:55:34.901
FINISH	14:06:12.623

Flag Statistics

TYPE	COUNT	TOTAL LAPS	TOTAL TIME
Green	1	12	11:37.711
Red	0	0	0.000
Safety Car	0	0	0.000
FCY	0	0	0.000

BMCRC - MRO Championships 2022 - Rnd 9 @ Brands Hatch Indy

DFDS Yamaha Past Masters

RACE 11 - STATISTICS

CLASS :

14 Starters

Fastest Lap History

NO	NAME	LAP TIME	TIME OF DAY	LAP	VEHICLE
51	Kevin WHOLEY	53.096	13:57:26.437	2	Yamaha TZR250
51	Kevin WHOLEY	52.622	13:58:19.058	3	Yamaha TZR250
30	Alan COOPER	52.588	13:59:13.083	4	Yamaha TZR250
75	Anthony JOHNSON	52.528	14:00:04.511	5	Yamaha TZR250
75	Anthony JOHNSON	52.489	14:00:56.986	6	Yamaha TZR250
51	Kevin WHOLEY	52.453	14:03:35.323	9	Yamaha TZR250
75	Anthony JOHNSON	52.333	14:04:28.005	10	Yamaha TZR250
75	Anthony JOHNSON	52.285	14:06:12.627	12	Yamaha TZR250

Leader History

NO	NAME	FROM LAP	LAPS LED	DISTANCE	VEHICLE
75	Anthony JOHNSON	1	1	1.20 miles	Yamaha TZR250
51	Kevin WHOLEY	2	3	3.62 miles	Yamaha TZR250
75	Anthony JOHNSON	5	2	2.41 miles	Yamaha TZR250
51	Kevin WHOLEY	7	4	4.83 miles	Yamaha TZR250
75	Anthony JOHNSON	11	2	2.41 miles	Yamaha TZR250

BMCRC - MRO Championships 2022 - Rnd 9 @ Brands Hatch Indy

DFDS Yamaha Past Masters

RACE 11 - STATISTICS

CLASS : C

7 Starters

Fastest Lap History

NO	NAME	LAP TIME	TIME OF DAY	LAP	VEHICLE
333	Mark STUBBERFIELD	57.223	13:57:35.705	2	Yamaha TZR250
26	Damian LEE	57.072	13:57:36.323	2	Yamaha TZR250
333	Mark STUBBERFIELD	56.302	13:58:32.006	3	Yamaha TZR250
333	Mark STUBBERFIELD	56.260	13:59:28.266	4	Yamaha TZR250
333	Mark STUBBERFIELD	56.120	14:07:02.265	12	Yamaha TZR250

Leader History

NO	NAME	FROM LAP	LAPS LED	DISTANCE	VEHICLE
333	Mark STUBBERFIELD	1	7	8.45 miles	Yamaha TZR250
26	Damian LEE	8	3	3.62 miles	Yamaha TZR250
333	Mark STUBBERFIELD	11	2	2.41 miles	Yamaha TZR250

BMCRC - MRO Championships 2022 - Rnd 9 @ Brands Hatch Indy

DFDS Yamaha Past Masters

RACE 11 - STATISTICS

CLASS : R

1 Starters

Fastest Lap History

NO	NAME	LAP TIME	TIME OF DAY	LAP	VEHICLE
36	Phil ZANUTTO	1:01.980	13:57:46.322	2	Yamaha TZR250
36	Phil ZANUTTO	1:01.440	13:58:47.762	3	Yamaha TZR250
36	Phil ZANUTTO	1:00.686	14:04:58.604	9	Yamaha TZR250

Leader History

NO	NAME	FROM LAP	LAPS LED	DISTANCE	VEHICLE
36	Phil ZANUTTO	1	11	13.28 miles	Yamaha TZR250