



BMCRC-MRO CHAMPIONSHIPS

2022

Round 8
Donington Park National
3rd / 4th September 2022



Timing & Results Provided by Timing Solutions Ltd

www.tsl-timing.com



illuminate~~e~~design

ILLUMINATE DESIGN 250 MZ & TAYMAR MOTORCYCLES BLUE HAZE GPF



BMCRC-MRO Championships - Round 8
Donington Park National
3rd / 4th September 2022



Timing & Results Provided by Timing Solutions Ltd

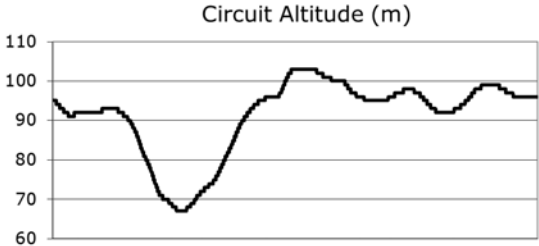
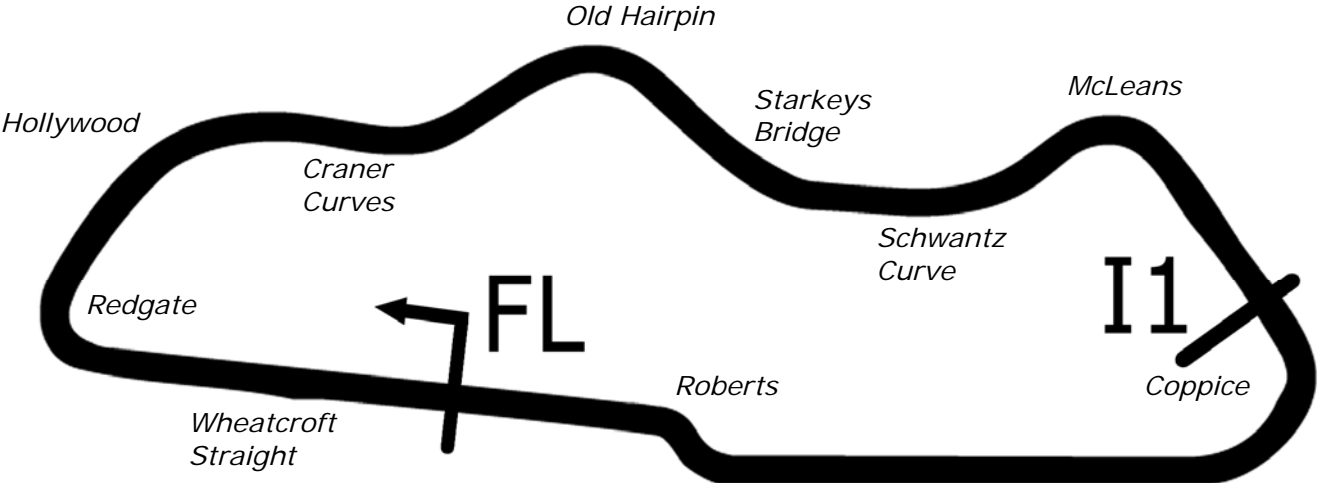
www.tsl-timing.com

Donington Park National



SPORTS TIMING

TIMING SOLUTIONS LTD



Length	1.9790 miles	3185.0 m	
FL		52.82971 N	1.37867 W
I1	2096m	52.82978 N	1.36508 W
Pit Entry	3100m	52.82951 N	1.37832 W
Pit Exit	229m after FL	52.82996 N	1.38205 W
Pit Entry–Pit Exit 256m, 18.4s @50kph, 15.3s @60kph			

All results available at www.tsl-timing.com

BMCRC - MRO Championships 2022 - Rnd 8 @ Donington Park National

Illuminate Design 250MZs & Blue Haze GPF

QUALIFYING - CLASSIFICATION

POS	NO	CL	PIC	NAME	ENTRY	TIME	ON	LAPS	GAP	DIFF	MPH
1	155	GPF	1	Richard LAMBOURNE	Suzuki RG500 - D and A Lambourne	1:19.428	8	9			89.69
2	707	GPF	2	Alex SYMON	Suzuki RG500 - MCW	1:19.853	7	9	0.425	0.425	89.22
3	141	GPF	3	David ABRAHAM	Suzuki RG570 - Cambridge Motorcycles	1:21.159	3	9	1.731	1.306	87.78
4	42	GPF	4	Alan WOOD	Suzuki RGV250 - J.Clubb Aggregates & Concrete	1:22.066	9	9	2.638	0.907	86.81
5	4	GPF	5	James SEATH	Aprilia RS250 - Ovenden Earthmoving	1:22.086	7	9	2.658	0.020	86.79
6	70	GPF	6	Andrew BURSCOUGH	Yamaha YPVS 350 - Apollo/Merlin/Abbey/Martitanium	1:24.706	5	9	5.278	2.620	84.11
7	26	GPF	7	Damian LEE	Yamaha TZR250 - Leed Autos	1:24.887	7	9	5.459	0.181	83.93
8	169	GPF	8	Mark ELLERAY	Yamaha TZR250 - Abbot Solutions Ltd	1:26.724	4	5	7.296	1.837	82.15
9	110	GPF	9	Mark HAIGH	Aprilia RS250 - Chesterfield CarClinic/The Tuning Work	1:27.069	7	8	7.641	0.345	81.82
10	81		1	Scott GRANT	MZ ETZ250 - Howard The Husky & Sports Bike Shop H	1:27.079	4	6	7.651	0.010	81.81
11	85		2	Andrew WALES	MZ ETZ 250 - Illuminated Design LTD	1:27.195	4	9	7.767	0.116	81.70
12	95		3	Christopher ROGERS	MZ ETZ250 - CB Racing	1:28.045	8	9	8.617	0.850	80.92
13	69		4	Alexander MANN	MZ TS 250 - HS RACING	1:28.303	7	9	8.875	0.258	80.68
14	75		5	Peter WOODALL	MZ ETZ250 - Online Lubricants	1:29.464	4	6	10.036	1.161	79.63
15	142	GPF	10	Martin PEARSON	Yamaha TZR250 -	1:29.849	8	8	10.421	0.385	79.29
16	565		6	Louis KERSHAW	MZ ETZ250 -	1:30.462	6	8	11.034	0.613	78.75
17	9		7	Gary HOWLETT	MZ TS250 - HS Racing	1:30.501	7	8	11.073	0.039	78.72
18	22		8	Simon FINCH	MZ ETZ250 - BlueCloud Projects Ltd	1:30.866	5	8	11.438	0.365	78.40
19	32		9	John ASHMEAD	MZ ETZ250 -	1:31.279	3	8	11.851	0.413	78.05
20	96		10	Chris KENT	MZ ETZ250 - Blackwell Mill Cycle Hire	1:31.946	3	7	12.518	0.667	77.48
21	14		11	Andy MARKS	MZ ETZ250 - Kingpin Components	1:32.653	8	8	13.225	0.707	76.89
22	13	R	1	Gordon RYAN	MZ ETZ250 - Prism Work Psychology	1:32.682	8	8	13.254	0.029	76.87
23	36		12	Joe BALDRY	MZ ETZ250 - Chilton Motors	1:33.802	3	8	14.374	1.120	75.95
24	8	R	2	Rich ASKEW	MZ ETZ250 - L+R construction	1:34.092	5	8	14.664	0.290	75.71
25	66	R	3	Graeme LEWIS	MZ ETZ250 -	1:35.359	8	8	15.931	1.267	74.71
26	566		13	Michael WILBY	MZ ETZ250 - Sziler UK	1:35.676	3	8	16.248	0.317	74.46
27	99	GPF	11	Paul FIRTH	Yamaha TZR250 - Joanne Porter	1:36.693	8	8	17.265	1.017	73.68
28	46		14	Steve BRIGDEN	MZ ETZ250 - Christie & Kat	1:38.183	8	8	18.755	1.490	72.56
29	56		15	Russell TURNER	MZ ETZ250 - TT Racing	1:39.448	3	5	20.020	1.265	71.64
30	24	R	4	Tony PARKER	MZ ETZ250 - Aspect Renovations	1:40.079	7	8	20.651	0.631	71.19
31	93	R	5	Greg HARPER	MZ ETZ250 - Illuminate Design	1:46.090	7	7	26.662	6.011	67.15

Weather / Track : Bright / Dry

These results are provisional until the conclusion of any judicial and technical matters.

Donington Park National: 1.9790 miles

Date: 03/09/2022 Start: 09:00 Finish: 09:12

Clerk Of Course :

Stewards :

Timekeeper :

Craig Smith

BMCR - MRO Championships 2022 - Rnd 8 @ Donington Park National

Illuminate Design 250MZs & Blue Haze GPF

QUALIFYING - SECTOR ANALYSIS



SECTOR 1 = FL to I1, SECTOR 2 = I1 to FL, DIFF = Difference To Personal Best Lap, P = Crossed Finish Line in Pit Lane, D = Time Disallowed

P1 155 GPF		Richard LAMBOURNE		Suzuki RG500 - D and A Lambourne			
IDEAL LAP TIME : 1:19.247		BEST LAP TIME : 1:19.428		DIFFERENCE : 0.181			
LAP	SECTOR 1	SECTOR 2	LAP TIME	MPH	DIFF	TIME OF DAY	
1 -	1:01.042	30.536	1:31.578	77.79	12.150	09:02:09.660	
2 -	56.407	28.418	1:24.825	83.99	5.397	09:03:34.485	
3 -	53.791	27.337	1:21.128	87.81	1.700	09:04:55.613	
4 -	52.989	27.918	1:20.907	88.05	1.479	09:06:16.520	
5 -	52.358	27.971	1:20.329	88.69	0.901	09:07:36.849	
6 -	53.469	27.734	1:21.203	87.73	1.775	09:08:58.052	
7 -	51.910	27.736	1:19.646 (2)	89.45	0.218	09:10:17.698	
8 -	52.018	27.410	1:19.428 (1)	89.69		09:11:37.126	
9 -	52.001	27.697	1:19.698 (3)	89.39	0.270	09:12:56.824	

P2 707 GPF		Alex SYMON		Suzuki RG500 - MCW			
IDEAL LAP TIME : 1:19.853		BEST LAP TIME : 1:19.853		DIFFERENCE : 0.000			
LAP	SECTOR 1	SECTOR 2	LAP TIME	MPH	DIFF	TIME OF DAY	
1 -	1:00.594	29.839	1:30.433	78.78	10.580	09:02:04.939	
2 -	55.538	28.788	1:24.326	84.48	4.473	09:03:29.265	
3 -	55.055	28.581	1:23.636	85.18	3.783	09:04:52.901	
4 -	53.932	28.271	1:22.203	86.67	2.350	09:06:15.104	
5 -	53.296	28.312	1:21.608	87.30	1.755	09:07:36.712	
6 -	54.356	27.509	1:21.865	87.02	2.012	09:08:58.577	
7 -	52.356	27.497	1:19.853 (1)	89.22		09:10:18.430	
8 -	53.030	28.022	1:21.052 (3)	87.90	1.199	09:11:39.482	
9 -	52.636	27.546	1:20.182 (2)	88.85	0.329	09:12:59.664	

P3 141 GPF		David ABRAHAM		Suzuki RG570 - Cambridge Motorcycles			
IDEAL LAP TIME : 1:21.159		BEST LAP TIME : 1:21.159		DIFFERENCE : 0.000			
LAP	SECTOR 1	SECTOR 2	LAP TIME	MPH	DIFF	TIME OF DAY	
1 -	57.908	29.454	1:27.362	81.55	6.203	09:02:00.362	
2 -	53.496	28.340	1:21.836 (3)	87.05	0.677	09:03:22.198	
3 -	52.920	28.239	1:21.159 (1)	87.78		09:04:43.357	
4 -	54.032	28.393	1:22.425	86.43	1.266	09:06:05.782	
5 -	53.692	28.948	1:22.640	86.21	1.481	09:07:28.422	
6 -	53.305	28.342	1:21.647 (2)	87.26	0.488	09:08:50.069	
7 -	53.771	29.463	1:23.234	85.59	2.075	09:10:13.303	
8 -	53.885	29.371	1:23.256	85.57	2.097	09:11:36.559	
9 -	53.878	29.196	1:23.074	85.76	1.915	09:12:59.633	

P4 42 GPF		Alan WOOD		Suzuki RGV250 - J.Clubb Aggregates & Concrete			
IDEAL LAP TIME : 1:21.787		BEST LAP TIME : 1:22.066		DIFFERENCE : 0.279			
LAP	SECTOR 1	SECTOR 2	LAP TIME	MPH	DIFF	TIME OF DAY	
1 -	58.245	31.924	1:30.169	79.01	8.103	09:02:07.158	
2 -	56.045	29.385	1:25.430	83.39	3.364	09:03:32.588	
3 -	54.972	29.926	1:24.898	83.92	2.832	09:04:57.486	
4 -	54.162	29.250	1:23.412	85.41	1.346	09:06:20.898	
5 -	53.669	29.060	1:22.729	86.12	0.663	09:07:43.627	
6 -	54.701	28.951	1:23.652	85.17	1.586	09:09:07.279	
7 -	53.428	28.977	1:22.405 (3)	86.45	0.339	09:10:29.684	
8 -	53.167	29.025	1:22.192 (2)	86.68	0.126	09:11:51.876	
9 -	53.446	28.620	1:22.066 (1)	86.81		09:13:13.942	

BMCRC - MRO Championships 2022 - Rnd 8 @ Donington Park National

Illuminate Design 250MZs & Blue Haze GPF

QUALIFYING - SECTOR ANALYSIS



SECTOR 1 = FL to I1, SECTOR 2 = I1 to FL, DIFF = Difference To Personal Best Lap, P = Crossed Finish Line in Pit Lane, D = Time Disallowed

P5		4 GPF		James SEATH		Aprilia RS250 - Ovenden Earthmoving	
IDEAL LAP TIME : 1:22.073		BEST LAP TIME : 1:22.086		DIFFERENCE : 0.013			
LAP	SECTOR 1	SECTOR 2	LAP TIME	MPH	DIFF	TIME OF DAY	
1 -	58.500	31.488	1:29.988	79.17	7.902	09:02:07.379	
2 -	55.351	29.333	1:24.684	84.13	2.598	09:03:32.063	
3 -	56.838	29.149	1:25.987	82.85	3.901	09:04:58.050	
4 -	54.182	29.265	1:23.447 (3)	85.37	1.361	09:06:21.497	
5 -	54.844	28.793	1:23.637	85.18	1.551	09:07:45.134	
6 -	54.165	28.959	1:23.124 (2)	85.71	1.038	09:09:08.258	
7 -	53.280	28.806	1:22.086 (1)	86.79		09:10:30.344	
8 -	54.345	29.155	1:23.500	85.32	1.414	09:11:53.844	
9 -	54.247	30.554	1:24.801	84.01	2.715	09:13:18.645	

P6		70 GPF		Andrew BURSCOUGH		Yamaha YPVS 350 - Apollo/Merlin/Abbey/Martitanium	
IDEAL LAP TIME : 1:24.354		BEST LAP TIME : 1:24.706		DIFFERENCE : 0.352			
LAP	SECTOR 1	SECTOR 2	LAP TIME	MPH	DIFF	TIME OF DAY	
1 -	1:00.714	30.224	1:30.938	78.34	6.232	09:02:05.852	
2 -	55.615	29.663	1:25.278	83.54	0.572	09:03:31.130	
3 -	56.002	29.644	1:25.646	83.18	0.940	09:04:56.776	
4 -	55.990	28.953	1:24.943 (3)	83.87	0.237	09:06:21.719	
5 -	55.760	28.946	1:24.706 (1)	84.11		09:07:46.425	
6 -	55.408	29.531	1:24.939 (2)	83.87	0.233	09:09:11.364	
7 -	56.365	30.170	1:26.535	82.33	1.829	09:10:37.899	
8 -	56.465	29.954	1:26.419	82.44	1.713	09:12:04.318	
9 -	56.759	IN PIT	1:36.580 P	73.76	11.874	09:13:40.898	

P7		26 GPF		Damian LEE		Yamaha TZR250 - Leed Autos	
IDEAL LAP TIME : 1:24.887		BEST LAP TIME : 1:24.887		DIFFERENCE : 0.000			
LAP	SECTOR 1	SECTOR 2	LAP TIME	MPH	DIFF	TIME OF DAY	
1 -	1:07.862	31.974	1:39.836	71.36	14.949	09:02:22.793	
2 -	1:01.208	31.955	1:33.163	76.47	8.276	09:03:55.956	
3 -	57.790	30.110	1:27.900	81.05	3.013	09:05:23.856	
4 -	56.050	29.849	1:25.899	82.94	1.012	09:06:49.755	
5 -	56.071	29.674	1:25.745 (3)	83.09	0.858	09:08:15.500	
6 -	55.990	29.648	1:25.638 (2)	83.19	0.751	09:09:41.138	
7 -	55.621	29.266	1:24.887 (1)	83.93		09:11:06.025	
8 -	56.528	30.229	1:26.757	82.12	1.870	09:12:32.782	
9 -	56.975	30.171	1:27.146	81.75	2.259	09:13:59.928	

P8		169 GPF		Mark ELLERAY		Yamaha TZR250 - Abbot Solutions Ltd	
IDEAL LAP TIME : 1:26.724		BEST LAP TIME : 1:26.724		DIFFERENCE : 0.000			
LAP	SECTOR 1	SECTOR 2	LAP TIME	MPH	DIFF	TIME OF DAY	
1 -	58.976	31.277	1:30.253	78.94	3.529	09:02:02.802	
2 -	57.386	31.073	1:28.459 (3)	80.54	1.735	09:03:31.261	
3 -	57.225	30.435	1:27.660 (2)	81.27	0.936	09:04:58.921	
4 -	56.554	30.170	1:26.724 (1)	82.15		09:06:25.645	
5 -	58.505	IN PIT	1:32.906 P	76.68	6.182	09:07:58.551	

P9		110 GPF		Mark HAIGH		Aprilia RS250 - Chesterfield CarClinic/The Tuning Works	
IDEAL LAP TIME : 1:27.069		BEST LAP TIME : 1:27.069		DIFFERENCE : 0.000			
LAP	SECTOR 1	SECTOR 2	LAP TIME	MPH	DIFF	TIME OF DAY	
1 -	1:09.377	33.297	1:42.674	69.39	15.605	09:02:27.402	
2 -	1:01.665	31.197	1:32.862	76.72	5.793	09:04:00.264	
3 -	59.952	31.484	1:31.436	77.91	4.367	09:05:31.700	
4 -	58.654	30.962	1:29.616	79.50	2.547	09:07:01.316	
5 -	58.762	30.110	1:28.872 (2)	80.16	1.803	09:08:30.188	
6 -	58.174	30.749	1:28.923 (3)	80.12	1.854	09:09:59.111	
7 -	57.094	29.975	1:27.069 (1)	81.82		09:11:26.180	
8 -	59.662	31.104	1:30.766	78.49	3.697	09:12:56.946	

BMCRC - MRO Championships 2022 - Rnd 8 @ Donington Park National

Illuminate Design 250MZs & Blue Haze GPF

QUALIFYING - SECTOR ANALYSIS



SECTOR 1 = FL to I1, SECTOR 2 = I1 to FL, DIFF = Difference To Personal Best Lap, P = Crossed Finish Line in Pit Lane, D = Time Disallowed

P10 81		Scott GRANT		MZ ETZ250 - Howard The Husky & Sports Bike Shop Harlow			
IDEAL LAP TIME : 1:27.070		BEST LAP TIME : 1:27.079		DIFFERENCE : 0.009			
LAP	SECTOR 1	SECTOR 2	LAP TIME	MPH	DIFF	TIME OF DAY	
1 -	1:01.004	31.152	1:32.156	77.31	5.077	09:02:11.611	
2 -	56.707	30.691	1:27.398 (3)	81.51	0.319	09:03:39.009	
3 -	56.379	31.024	1:27.403	81.51	0.324	09:05:06.412	
4 -	56.380	30.699	1:27.079 (1)	81.81		09:06:33.491	
5 -	56.526	30.741	1:27.267 (2)	81.64	0.188	09:08:00.758	
6 -	57.801	IN PIT	1:33.818 P	75.94	6.739	09:09:34.576	

P11 85		Andrew WALES		MZ ETZ 250 - Illuminated Design LTD			
IDEAL LAP TIME : 1:27.195		BEST LAP TIME : 1:27.195		DIFFERENCE : 0.000			
LAP	SECTOR 1	SECTOR 2	LAP TIME	MPH	DIFF	TIME OF DAY	
1 -	1:00.288	31.938	1:32.226	77.25	5.031	09:02:07.761	
2 -	56.948	31.057	1:28.005	80.95	0.810	09:03:35.766	
3 -	57.125	30.735	1:27.860 (3)	81.09	0.665	09:05:03.626	
4 -	56.760	30.435	1:27.195 (1)	81.70		09:06:30.821	
5 -	57.011	30.589	1:27.600 (2)	81.33	0.405	09:07:58.421	
6 -	57.205	32.117	1:29.322	79.76	2.127	09:09:27.743	
7 -	57.387	30.648	1:28.035	80.92	0.840	09:10:55.778	
8 -	57.583	31.152	1:28.735	80.29	1.540	09:12:24.513	
9 -	57.363	30.689	1:28.052	80.91	0.857	09:13:52.565	

P12 95		Christopher ROGERS		MZ ETZ250 - CB Racing			
IDEAL LAP TIME : 1:27.747		BEST LAP TIME : 1:28.045		DIFFERENCE : 0.298			
LAP	SECTOR 1	SECTOR 2	LAP TIME	MPH	DIFF	TIME OF DAY	
1 -	1:04.054	32.964	1:37.018	73.43	8.973	09:02:13.596	
2 -	59.221	31.807	1:31.028	78.26	2.983	09:03:44.624	
3 -	58.691	31.398	1:30.089	79.08	2.044	09:05:14.713	
4 -	57.246	31.293	1:28.539	80.46	0.494	09:06:43.252	
5 -	57.424	32.882	1:30.306	78.89	2.261	09:08:13.558	
6 -	58.253	31.330	1:29.583	79.53	1.538	09:09:43.141	
7 -	57.266	31.071	1:28.337 (3)	80.65	0.292	09:11:11.478	
8 -	57.022	31.023	1:28.045 (1)	80.92		09:12:39.523	
9 -	57.555	30.725	1:28.280 (2)	80.70	0.235	09:14:07.803	

P13 69		Alexander MANN		MZ TS 250 - HS RACING			
IDEAL LAP TIME : 1:28.103		BEST LAP TIME : 1:28.303		DIFFERENCE : 0.200			
LAP	SECTOR 1	SECTOR 2	LAP TIME	MPH	DIFF	TIME OF DAY	
1 -	1:01.461	32.378	1:33.839	75.92	5.536	09:02:16.585	
2 -	57.744	31.160	1:28.904	80.13	0.601	09:03:45.489	
3 -	57.162	31.212	1:28.374 (2)	80.61	0.071	09:05:13.863	
4 -	57.713	31.537	1:29.250	79.82	0.947	09:06:43.113	
5 -	57.397	31.608	1:29.005	80.04	0.702	09:08:12.118	
6 -	57.418	31.290	1:28.708	80.31	0.405	09:09:40.826	
7 -	57.232	31.071	1:28.303 (1)	80.68		09:11:09.129	
8 -	57.032	31.450	1:28.482 (3)	80.52	0.179	09:12:37.611	
9 -	58.344	31.279	1:29.623	79.49	1.320	09:14:07.234	

P14 75		Peter WOODALL		MZ ETZ250 - Online Lubricants			
IDEAL LAP TIME : 1:28.974		BEST LAP TIME : 1:29.464		DIFFERENCE : 0.490			
LAP	SECTOR 1	SECTOR 2	LAP TIME	MPH	DIFF	TIME OF DAY	
1 -	1:04.442	32.145	1:36.587	73.76	7.123	09:02:23.835	
2 -	1:00.429	32.590	1:33.019	76.59	3.555	09:03:56.854	
3 -	58.317	31.292	1:29.609 (2)	79.50	0.145	09:05:26.463	
4 -	57.682	31.782	1:29.464 (1)	79.63		09:06:55.927	
5 -	58.725	31.575	1:30.300 (3)	78.89	0.836	09:08:26.227	
6 -	58.969	IN PIT	1:35.851 P	74.33	6.387	09:10:02.078	

BMCR - MRO Championships 2022 - Rnd 8 @ Donington Park National

Illuminate Design 250MZs & Blue Haze GPF

QUALIFYING - SECTOR ANALYSIS



SECTOR 1 = FL to I1, SECTOR 2 = I1 to FL, DIFF = Difference To Personal Best Lap, P = Crossed Finish Line in Pit Lane, D = Time Disallowed

P15 142 GPF		Martin PEARSON		Yamaha TZR250 -			
IDEAL LAP TIME : 1:29.744		BEST LAP TIME : 1:29.849		DIFFERENCE : 0.105			
LAP	SECTOR 1	SECTOR 2	LAP TIME	MPH	DIFF	TIME OF DAY	
1 -	1:07.269	33.404	1:40.673	70.77	10.824	09:02:21.339	
2 -	1:02.213	32.545	1:34.758	75.18	4.909	09:03:56.097	
3 -	1:00.722	31.591	1:32.313	77.17	2.464	09:05:28.410	
4 -	59.613	31.481	1:31.094	78.21	1.245	09:06:59.504	
5 -	58.630	31.386	1:30.016 (2)	79.14	0.167	09:08:29.520	
6 -	59.563	31.627	1:31.190	78.12	1.341	09:10:00.710	
7 -	59.557	31.362	1:30.919 (3)	78.36	1.070	09:11:31.629	
8 -	58.382	31.467	1:29.849 (1)	79.29		09:13:01.478	

P16 565		Louis KERSHAW		MZ ETZ250 -			
IDEAL LAP TIME : 1:30.240		BEST LAP TIME : 1:30.462		DIFFERENCE : 0.222			
LAP	SECTOR 1	SECTOR 2	LAP TIME	MPH	DIFF	TIME OF DAY	
1 -	1:08.509	33.732	1:42.241	69.68	11.779	09:02:25.726	
2 -	1:01.954	32.347	1:34.301	75.55	3.839	09:04:00.027	
3 -	1:00.925	31.996	1:32.921	76.67	2.459	09:05:32.948	
4 -	59.610	31.573	1:31.183	78.13	0.721	09:07:04.131	
5 -	58.853	31.610	1:30.463 (2)	78.75	0.001	09:08:34.594	
6 -	59.075	31.387	1:30.462 (1)	78.75		09:10:05.056	
7 -	1:01.044	35.079	1:36.123	74.12	5.661	09:11:41.179	
8 -	59.264	31.559	1:30.823 (3)	78.44	0.361	09:13:12.002	

P17 9		Gary HOWLETT		MZ TS250 - HS Racing			
IDEAL LAP TIME : 1:30.449		BEST LAP TIME : 1:30.501		DIFFERENCE : 0.052			
LAP	SECTOR 1	SECTOR 2	LAP TIME	MPH	DIFF	TIME OF DAY	
1 -	1:04.639	33.622	1:38.261	72.50	7.760	09:02:22.292	
2 -	1:00.216	32.270	1:32.486	77.03	1.985	09:03:54.778	
3 -	59.875	32.247	1:32.122	77.33	1.621	09:05:26.900	
4 -	58.920	31.643	1:30.563 (2)	78.67	0.062	09:06:57.463	
5 -	58.853	31.907	1:30.760	78.49	0.259	09:08:28.223	
6 -	58.960	31.778	1:30.738	78.51	0.237	09:09:58.961	
7 -	58.905	31.596	1:30.501 (1)	78.72		09:11:29.462	
8 -	59.089	31.623	1:30.712 (3)	78.54	0.211	09:13:00.174	

P18 22		Simon FINCH		MZ ETZ250 - BlueCloud Projects Ltd			
IDEAL LAP TIME : 1:30.866		BEST LAP TIME : 1:30.866		DIFFERENCE : 0.000			
LAP	SECTOR 1	SECTOR 2	LAP TIME	MPH	DIFF	TIME OF DAY	
1 -	1:06.936	34.050	1:40.986	70.55	10.120	09:02:30.179	
2 -	1:00.685	33.851	1:34.536	75.36	3.670	09:04:04.715	
3 -	1:00.299	32.387	1:32.686	76.86	1.820	09:05:37.401	
4 -	59.573	32.312	1:31.885 (2)	77.53	1.019	09:07:09.286	
5 -	58.978	31.888	1:30.866 (1)	78.40		09:08:40.152	
6 -	1:00.576	32.914	1:33.490	76.20	2.624	09:10:13.642	
7 -	59.986	32.550	1:32.536 (3)	76.99	1.670	09:11:46.178	
8 -	1:01.115	33.177	1:34.292	75.55	3.426	09:13:20.470	

P19 32		John ASHMEAD		MZ ETZ250 -			
IDEAL LAP TIME : 1:30.947		BEST LAP TIME : 1:31.279		DIFFERENCE : 0.332			
LAP	SECTOR 1	SECTOR 2	LAP TIME	MPH	DIFF	TIME OF DAY	
1 -	1:04.514	33.726	1:38.240	72.52	6.961	09:02:22.152	
2 -	1:03.095	32.875	1:35.970	74.23	4.691	09:03:58.122	
3 -	59.361	31.918	1:31.279 (1)	78.05		09:05:29.401	
4 -	1:00.334	32.286	1:32.620 (3)	76.92	1.341	09:07:02.021	
5 -	1:00.264	32.435	1:32.699	76.85	1.420	09:08:34.720	
6 -	1:01.325	31.586	1:32.911	76.68	1.632	09:10:07.631	
7 -	59.958	32.600	1:32.558 (2)	76.97	1.279	09:11:40.189	
8 -	1:00.264	32.615	1:32.879	76.70	1.600	09:13:13.068	

BMCRC - MRO Championships 2022 - Rnd 8 @ Donington Park National

Illuminate Design 250MZs & Blue Haze GPF

QUALIFYING - SECTOR ANALYSIS



SECTOR 1 = FL to I1, SECTOR 2 = I1 to FL, DIFF = Difference To Personal Best Lap, P = Crossed Finish Line in Pit Lane, D = Time Disallowed

P20 96		Chris KENT		MZ ETZ250 - Blackwell Mill Cycle Hire			
IDEAL LAP TIME : 1:31.691		BEST LAP TIME : 1:31.946		DIFFERENCE : 0.255			
LAP	SECTOR 1	SECTOR 2	LAP TIME	MPH	DIFF	TIME OF DAY	
1 -	1:04.140	32.808	1:36.948	73.48	5.002	09:02:13.964	
2 -	59.942	32.217	1:32.159 (2)	77.30	0.213	09:03:46.123	
3 -	59.474	32.472	1:31.946 (1)	77.48		09:05:18.069	
4 -	1:00.136	32.498	1:32.634 (3)	76.91	0.688	09:06:50.703	
5 -	1:00.502	32.504	1:33.006	76.60	1.060	09:08:23.709	
6 -	1:01.639	33.459	1:35.098	74.91	3.152	09:09:58.807	
7 -	1:01.238	IN PIT	1:40.848 P	70.64	8.902	09:11:39.655	

P21 14		Andy MARKS		MZ ETZ250 - Kingpin Components			
IDEAL LAP TIME : 1:32.446		BEST LAP TIME : 1:32.653		DIFFERENCE : 0.207			
LAP	SECTOR 1	SECTOR 2	LAP TIME	MPH	DIFF	TIME OF DAY	
1 -	1:04.342	33.802	1:38.144	72.59	5.491	09:02:15.670	
2 -	1:00.270	33.139	1:33.409	76.27	0.756	09:03:49.079	
3 -	1:01.340	33.567	1:34.907	75.06	2.254	09:05:23.986	
4 -	1:00.172	33.424	1:33.596	76.12	0.943	09:06:57.582	
5 -	59.676	33.171	1:32.847 (2)	76.73	0.194	09:08:30.429	
6 -	1:00.041	33.166	1:33.207 (3)	76.43	0.554	09:10:03.636	
7 -	1:00.780	32.827	1:33.607	76.11	0.954	09:11:37.243	
8 -	59.883	32.770	1:32.653 (1)	76.89		09:13:09.896	

P22 13 R		Gordon RYAN		MZ ETZ250 - Prism Work Psychology			
IDEAL LAP TIME : 1:32.682		BEST LAP TIME : 1:32.682		DIFFERENCE : 0.000			
LAP	SECTOR 1	SECTOR 2	LAP TIME	MPH	DIFF	TIME OF DAY	
1 -	1:05.685	33.079	1:38.764	72.13	6.082	09:02:18.666	
2 -	1:01.334	32.841	1:34.175	75.65	1.493	09:03:52.841	
3 -	1:00.683	32.782	1:33.465 (2)	76.22	0.783	09:05:26.306	
4 -	1:01.114	32.900	1:34.014	75.78	1.332	09:07:00.320	
5 -	1:01.038	33.106	1:34.144	75.67	1.462	09:08:34.464	
6 -	1:01.016	32.612	1:33.628	76.09	0.946	09:10:08.092	
7 -	1:00.579	33.028	1:33.607 (3)	76.11	0.925	09:11:41.699	
8 -	1:00.360	32.322	1:32.682 (1)	76.87		09:13:14.381	

P23 36		Joe BALDRY		MZ ETZ250 - Chilton Motors			
IDEAL LAP TIME : 1:33.585		BEST LAP TIME : 1:33.802		DIFFERENCE : 0.217			
LAP	SECTOR 1	SECTOR 2	LAP TIME	MPH	DIFF	TIME OF DAY	
1 -	1:05.315	33.516	1:38.831	72.08	5.029	09:02:22.466	
2 -	1:01.354	34.103	1:35.457	74.63	1.655	09:03:57.923	
3 -	1:01.064	32.738	1:33.802 (1)	75.95		09:05:31.725	
4 -	1:01.618	33.237	1:34.855	75.11	1.053	09:07:06.580	
5 -	1:02.028	32.876	1:34.904	75.07	1.102	09:08:41.484	
6 -	1:01.995	33.077	1:35.072	74.93	1.270	09:10:16.556	
7 -	1:01.217	32.946	1:34.163 (3)	75.66	0.361	09:11:50.719	
8 -	1:00.847	33.249	1:34.096 (2)	75.71	0.294	09:13:24.815	

P24 8 R		Rich ASKEW		MZ ETZ250 - L+R construction			
IDEAL LAP TIME : 1:33.608		BEST LAP TIME : 1:34.092		DIFFERENCE : 0.484			
LAP	SECTOR 1	SECTOR 2	LAP TIME	MPH	DIFF	TIME OF DAY	
1 -	1:05.444	33.721	1:39.165	71.84	5.073	09:02:15.180	
2 -	1:02.073	33.410	1:35.483	74.61	1.391	09:03:50.663	
3 -	1:01.886	33.141	1:35.027	74.97	0.935	09:05:25.690	
4 -	1:01.808	33.106	1:34.914 (3)	75.06	0.822	09:07:00.604	
5 -	1:00.935	33.157	1:34.092 (1)	75.71		09:08:34.696	
6 -	1:01.679	32.673	1:34.352 (2)	75.51	0.260	09:10:09.048	
7 -	1:02.735	33.491	1:36.226	74.04	2.134	09:11:45.274	
8 -	1:02.362	33.169	1:35.531	74.57	1.439	09:13:20.805	

BMCRC - MRO Championships 2022 - Rnd 8 @ Donington Park National

Illuminate Design 250MZs & Blue Haze GPF

QUALIFYING - SECTOR ANALYSIS



SECTOR 1 = FL to I1, SECTOR 2 = I1 to FL, DIFF = Difference To Personal Best Lap, P = Crossed Finish Line in Pit Lane, D = Time Disallowed

P25 66 R Graeme LEWIS			MZ ETZ250 -			
IDEAL LAP TIME : 1:35.259		BEST LAP TIME : 1:35.359		DIFFERENCE : 0.100		
LAP	SECTOR 1	SECTOR 2	LAP TIME	MPH	DIFF	TIME OF DAY
1 -	1:16.646	39.778	1:56.424	61.19	21.065	09:02:45.718
2 -	1:12.252	36.353	1:48.605	65.60	13.246	09:04:34.323
3 -	1:06.389	34.636	1:41.025	70.52	5.666	09:06:15.348
4 -	1:03.508	34.122	1:37.630	72.97	2.271	09:07:52.978
5 -	1:02.466	32.976	1:35.442 (2)	74.64	0.083	09:09:28.420
6 -	1:02.956	33.574	1:36.530	73.80	1.171	09:11:04.950
7 -	1:02.648	33.321	1:35.969 (3)	74.23	0.610	09:12:40.919
8 -	1:02.283	33.076	1:35.359 (1)	74.71		09:14:16.278

P26 566 Michael WILBY			MZ ETZ250 - Sziler UK			
IDEAL LAP TIME : 1:35.676		BEST LAP TIME : 1:35.676		DIFFERENCE : 0.000		
LAP	SECTOR 1	SECTOR 2	LAP TIME	MPH	DIFF	TIME OF DAY
1 -	1:05.495	34.349	1:39.844	71.35	4.168	09:02:22.123
2 -	1:02.610	33.428	1:36.038 (2)	74.18	0.362	09:03:58.161
3 -	1:02.356	33.320	1:35.676 (1)	74.46		09:05:33.837
4 -	1:03.430	33.609	1:37.039 (3)	73.42	1.363	09:07:10.876
5 -	1:03.509	33.921	1:37.430	73.12	1.754	09:08:48.306
6 -	1:03.844	34.227	1:38.071	72.64	2.395	09:10:26.377
7 -	1:04.147	34.301	1:38.448	72.36	2.772	09:12:04.825
8 -	1:04.717	34.514	1:39.231	71.79	3.555	09:13:44.056

P27 99 GPF Paul FIRTH			Yamaha TZR250 - Joanne Porter			
IDEAL LAP TIME : 1:36.693		BEST LAP TIME : 1:36.693		DIFFERENCE : 0.000		
LAP	SECTOR 1	SECTOR 2	LAP TIME	MPH	DIFF	TIME OF DAY
1 -	1:10.644	35.376	1:46.020	67.20	9.327	09:02:30.950
2 -	1:07.962	35.315	1:43.277	68.98	6.584	09:04:14.227
3 -	1:04.474	35.094	1:39.568	71.55	2.875	09:05:53.795
4 -	1:03.987	34.956	1:38.943	72.00	2.250	09:07:32.738
5 -	1:03.887	34.292	1:38.179 (3)	72.56	1.486	09:09:10.917
6 -	1:03.922	34.452	1:38.374	72.42	1.681	09:10:49.291
7 -	1:03.978	34.080	1:38.058 (2)	72.65	1.365	09:12:27.349
8 -	1:02.879	33.814	1:36.693 (1)	73.68		09:14:04.042

P28 46 Steve BRIGDEN			MZ ETZ250 - Christie & Kat			
IDEAL LAP TIME : 1:37.877		BEST LAP TIME : 1:38.183		DIFFERENCE : 0.306		
LAP	SECTOR 1	SECTOR 2	LAP TIME	MPH	DIFF	TIME OF DAY
1 -	1:12.404	35.761	1:48.165	65.86	9.982	09:02:35.213
2 -	1:06.470	35.083	1:41.553	70.15	3.370	09:04:16.766
3 -	1:06.632	34.996	1:41.628	70.10	3.445	09:05:58.394
4 -	1:04.620	35.094	1:39.714	71.45	1.531	09:07:38.108
5 -	1:04.776	34.728	1:39.504 (3)	71.60	1.321	09:09:17.612
6 -	1:05.507	34.802	1:40.309	71.02	2.126	09:10:57.921
7 -	1:04.036	34.389	1:38.425 (2)	72.38	0.242	09:12:36.346
8 -	1:03.488	34.695	1:38.183 (1)	72.56		09:14:14.529

P29 56 Russell TURNER			MZ ETZ250 - TT Racing			
IDEAL LAP TIME : 1:39.380		BEST LAP TIME : 1:39.448		DIFFERENCE : 0.068		
LAP	SECTOR 1	SECTOR 2	LAP TIME	MPH	DIFF	TIME OF DAY
1 -	1:11.151	34.728	1:45.879	67.29	6.431	09:02:33.801
2 -	1:05.403	34.878	1:40.281 (3)	71.04	0.833	09:04:14.082
3 -	1:04.826	34.622	1:39.448 (1)	71.64		09:05:53.530
4 -	1:05.399	34.554	1:39.953 (2)	71.27	0.505	09:07:33.483
5 -	1:06.606	44.389	1:50.995	64.18	11.547	09:09:24.478

BMCRC - MRO Championships 2022 - Rnd 8 @ Donington Park National

Illuminate Design 250MZs & Blue Haze GPF

QUALIFYING - SECTOR ANALYSIS



SECTOR 1 = FL to I1, SECTOR 2 = I1 to FL, DIFF = Difference To Personal Best Lap, P = Crossed Finish Line in Pit Lane, D = Time Disallowed

P30		24 R		Tony PARKER		MZ ETZ250 - Aspect Renovations	
IDEAL LAP TIME : 1:40.079		BEST LAP TIME : 1:40.079		DIFFERENCE : 0.000			
LAP	SECTOR 1	SECTOR 2	LAP TIME	MPH	DIFF	TIME OF DAY	
1 -	1:11.773	36.176	1:47.949	66.00	7.870	09:02:34.892	
2 -	1:07.386	35.282	1:42.668	69.39	2.589	09:04:17.560	
3 -	1:06.619	35.663	1:42.282	69.65	2.203	09:05:59.842	
4 -	1:06.053	35.261	1:41.314 (3)	70.32	1.235	09:07:41.156	
5 -	1:05.919	35.662	1:41.581	70.13	1.502	09:09:22.737	
6 -	1:05.534	35.624	1:41.158 (2)	70.43	1.079	09:11:03.895	
7 -	1:05.351	34.728	1:40.079 (1)	71.19		09:12:43.974	
8 -	1:08.759	36.080	1:44.839	67.95	4.760	09:14:28.813	

P31		93 R		Greg HARPER		MZ ETZ250 - Illuminate Design	
IDEAL LAP TIME : 1:45.784		BEST LAP TIME : 1:46.090		DIFFERENCE : 0.306			
LAP	SECTOR 1	SECTOR 2	LAP TIME	MPH	DIFF	TIME OF DAY	
1 -	1:13.805	37.671	1:51.476	63.91	5.386	09:02:36.045	
2 -	1:12.481	38.138	1:50.619	64.40	4.529	09:04:26.664	
3 -	1:14.294	37.238	1:51.532	63.87	5.442	09:06:18.196	
4 -	1:11.715	37.391	1:49.106 (3)	65.30	3.016	09:08:07.302	
5 -	1:11.706	38.921	1:50.627	64.40	4.537	09:09:57.929	
6 -	1:09.747	36.576	1:46.323 (2)	67.00	0.233	09:11:44.252	
7 -	1:09.208	36.882	1:46.090 (1)	67.15		09:13:30.342	

BMCRC - MRO Championships 2022 - Rnd 8 @ Donington Park National

Illuminate Design 250MZs & Blue Haze GPF

QUALIFYING - BEST SECTORS

SECTOR 1			SECTOR 2			IDEAL / BEST COMPARISON						
POS	NO	NAME	TIME	NO	NAME	TIME	POS	NO	NAME	IDEAL	BEST	DIFF
									PERFECT LAP	1:19.247		
1	155	LAMBOURNE	51.910	155	LAMBOURNE	27.337	1	155	LAMBOURNE	1:19.247	1:19.428	0.181
2	707	SYMON	52.356	707	SYMON	27.497	2	707	SYMON	1:19.853	1:19.853	0.000
3	141	ABRAHAM	52.920	141	ABRAHAM	28.239	3	141	ABRAHAM	1:21.159	1:21.159	0.000
4	42	WOOD	53.167	42	WOOD	28.620	4	42	WOOD	1:21.787	1:22.066	0.279
5	4	SEATH	53.280	4	SEATH	28.793	5	4	SEATH	1:22.073	1:22.086	0.013
6	70	BURSCOUGH	55.408	70	BURSCOUGH	28.946	6	70	BURSCOUGH	1:24.354	1:24.706	0.352
7	26	LEE	55.621	26	LEE	29.266	7	26	LEE	1:24.887	1:24.887	0.000
8	81	GRANT	56.379	110	HAIGH	29.975	8	169	ELLERAY	1:26.724	1:26.724	0.000
9	169	ELLERAY	56.554	169	ELLERAY	30.170	9	110	HAIGH	1:27.069	1:27.069	0.000
10	85	WALES	56.760	85	WALES	30.435	10	81	GRANT	1:27.070	1:27.079	0.009
11	95	ROGERS	57.022	81	GRANT	30.691	11	85	WALES	1:27.195	1:27.195	0.000
12	69	MANN	57.032	95	ROGERS	30.725	12	95	ROGERS	1:27.747	1:28.045	0.298
13	110	HAIGH	57.094	69	MANN	31.071	13	69	MANN	1:28.103	1:28.303	0.200
14	75	WOODALL	57.682	75	WOODALL	31.292	14	75	WOODALL	1:28.974	1:29.464	0.490
15	142	PEARSON	58.382	142	PEARSON	31.362	15	142	PEARSON	1:29.744	1:29.849	0.105
16	565	KERSHAW	58.853	565	KERSHAW	31.387	16	565	KERSHAW	1:30.240	1:30.462	0.222
17	9	HOWLETT	58.853	32	ASHMEAD	31.586	17	9	HOWLETT	1:30.449	1:30.501	0.052
18	22	FINCH	58.978	9	HOWLETT	31.596	18	22	FINCH	1:30.866	1:30.866	0.000
19	32	ASHMEAD	59.361	22	FINCH	31.888	19	32	ASHMEAD	1:30.947	1:31.279	0.332
20	96	KENT	59.474	96	KENT	32.217	20	96	KENT	1:31.691	1:31.946	0.255
21	14	MARKS	59.676	13	RYAN	32.322	21	14	MARKS	1:32.446	1:32.653	0.207
22	13	RYAN	1:00.360	8	ASKEW	32.673	22	13	RYAN	1:32.682	1:32.682	0.000
23	36	BALDRY	1:00.847	36	BALDRY	32.738	23	36	BALDRY	1:33.585	1:33.802	0.217
24	8	ASKEW	1:00.935	14	MARKS	32.770	24	8	ASKEW	1:33.608	1:34.092	0.484
25	66	LEWIS	1:02.283	66	LEWIS	32.976	25	66	LEWIS	1:35.259	1:35.359	0.100
26	566	WILBY	1:02.356	566	WILBY	33.320	26	566	WILBY	1:35.676	1:35.676	0.000
27	99	FIRTH	1:02.879	99	FIRTH	33.814	27	99	FIRTH	1:36.693	1:36.693	0.000
28	46	BRIGDEN	1:03.488	46	BRIGDEN	34.389	28	46	BRIGDEN	1:37.877	1:38.183	0.306
29	56	TURNER	1:04.826	56	TURNER	34.554	29	56	TURNER	1:39.380	1:39.448	0.068
30	24	PARKER	1:05.351	24	PARKER	34.728	30	24	PARKER	1:40.079	1:40.079	0.000
31	93	HARPER	1:09.208	93	HARPER	36.576	31	93	HARPER	1:45.784	1:46.090	0.306

BMCRC - MRO Championships 2022 - Rnd 8 @ Donington Park National

Illuminate Design 250MZs & Blue Haze GPF

QUALIFYING - STATISTICS

Competitors Started	31
Planned Start	2022-09-03 @ 09:00:00.000
Actual Start	2022-09-03 @ 09:00:09.907
Finish Time	2022-09-03 @ 09:12:54.086
Track Length	1.9790mi.
Total Laps	246
Total Distance Covered	486.8505mi.

Session Fastest Lap History

NO	CL	NAME	LAP TIME	TIME OF DAY	LAP	VEHICLE
141	GPF	David ABRAHAM	1:27.362	09:02:00.374	1	Suzuki RG570
141	GPF	David ABRAHAM	1:21.836	09:03:22.206	2	Suzuki RG570
141	GPF	David ABRAHAM	1:21.159	09:04:43.369	3	Suzuki RG570
155	GPF	Richard LAMBOURNE	1:21.128	09:04:55.630	3	Suzuki RG500
155	GPF	Richard LAMBOURNE	1:20.907	09:06:16.536	4	Suzuki RG500
155	GPF	Richard LAMBOURNE	1:20.329	09:07:36.866	5	Suzuki RG500
155	GPF	Richard LAMBOURNE	1:19.646	09:10:17.713	7	Suzuki RG500
155	GPF	Richard LAMBOURNE	1:19.428	09:11:37.144	8	Suzuki RG500

Flag History

TYPE	TIME OF DAY
GREEN	09:00:09.907
FINISH	09:12:54.086

Flag Statistics

TYPE	COUNT	TOTAL LAPS	TOTAL TIME
Green	1	9	14:40.345
Red	0	0	0.000
Safety Car	0	0	0.000
FCY	0	0	0.000

BMCRC - MRO Championships 2022 - Rnd 8 @ Donington Park National

Illuminate Design 250MZs & Blue Haze GPF

QUALIFYING - STATISTICS

CLASS :

15 Starters

Fastest Lap History

NO	NAME	LAP TIME	TIME OF DAY	LAP	VEHICLE
85	Andrew WALES	1:32.226	09:02:07.784	1	MZ ETZ 250
81	Scott GRANT	1:32.156	09:02:11.634	1	MZ ETZ250
85	Andrew WALES	1:28.005	09:03:35.787	2	MZ ETZ 250
81	Scott GRANT	1:27.398	09:03:39.031	2	MZ ETZ250
85	Andrew WALES	1:27.195	09:06:30.843	4	MZ ETZ 250
81	Scott GRANT	1:27.079	09:06:33.514	4	MZ ETZ250

BMCRC - MRO Championships 2022 - Rnd 8 @ Donington Park National

Illuminate Design 250MZs & Blue Haze GPF

QUALIFYING - STATISTICS

CLASS : R

5 Starters

Fastest Lap History

NO	NAME	LAP TIME	TIME OF DAY	LAP	VEHICLE
8	Rich ASKEW	1:39.165	09:02:15.204	1	MZ ETZ250
13	Gordon RYAN	1:38.764	09:02:18.689	1	MZ ETZ250
8	Rich ASKEW	1:35.483	09:03:50.686	2	MZ ETZ250
13	Gordon RYAN	1:34.175	09:03:52.864	2	MZ ETZ250
13	Gordon RYAN	1:33.465	09:05:26.329	3	MZ ETZ250
13	Gordon RYAN	1:32.682	09:13:14.404	8	MZ ETZ250

BMCRC - MRO Championships 2022 - Rnd 8 @ Donington Park National

Illuminate Design 250MZs & Blue Haze GPF

QUALIFYING - STATISTICS

CLASS : GPF

11 Starters

Fastest Lap History

NO	NAME	LAP TIME	TIME OF DAY	LAP	VEHICLE
141	David ABRAHAM	1:27.362	09:02:00.374	1	Suzuki RG570
141	David ABRAHAM	1:21.836	09:03:22.206	2	Suzuki RG570
141	David ABRAHAM	1:21.159	09:04:43.369	3	Suzuki RG570
155	Richard LAMBOURNE	1:21.128	09:04:55.630	3	Suzuki RG500
155	Richard LAMBOURNE	1:20.907	09:06:16.536	4	Suzuki RG500
155	Richard LAMBOURNE	1:20.329	09:07:36.866	5	Suzuki RG500
155	Richard LAMBOURNE	1:19.646	09:10:17.713	7	Suzuki RG500
155	Richard LAMBOURNE	1:19.428	09:11:37.144	8	Suzuki RG500

BMCRC - MRO Championships 2022 - Rnd 8 @ Donington Park National

Illuminate Design 250MZs & Blue Haze GPF



RACE 1 - GRID (7 Laps)

ROW 12	36 38 Konrad BREESE 1:46.090	35 93 Greg HARPER 1:40.079	34 24 Tony PARKER
ROW 11	33 56 Russell TURNER 1:39.448	32 46 Steve BRIGDEN 1:38.183	31 566 Michael WILBY 1:35.676
ROW 10	30 66 Graeme LEWIS 1:35.359	29 8 Rich ASKEW 1:34.092	28 36 Joe BALDRY 1:33.802
ROW 9	27 13 Gordon RYAN 1:32.682	26 14 Andy MARKS 1:32.653	25 96 Chris KENT 1:31.946
ROW 8	24 32 John ASHMEAD 1:31.279	23 22 Simon FINCH 1:30.866	22 9 Gary HOWLETT 1:30.501
ROW 7	21 565 Louis KERSHAW 1:30.462	20 75 Peter WOODALL 1:29.464	19 69 Alexander MANN 1:28.303
ROW 6	18 95 Christopher ROGERS 1:28.045	17 85 Andrew WALES 1:27.195	16 81 Scott GRANT 1:27.079
ROW 5	15	14	13
ROW 4	12 57 Zak PERRIN 1:36.693	11 99 Paul FIRTH 1:29.849	10 142 Martin PEARSON
ROW 3	9 110 Mark HAIGH 1:27.069	8 169 Mark ELLERAY 1:26.724	7 26 Damian LEE 1:24.887
ROW 2	6 70 Andrew BURSCOUGH 1:24.706	5 4 James SEATH 1:22.086	4 42 Alan WOOD 1:22.066
ROW 1	3 141 David ABRAHAM 1:21.159	2 707 Alex SYMON 1:19.853	1 155 Richard LAMBOURNE 1:19.428
Pole			

Donington Park National: 1.9790 miles

These results are provisional until the conclusion of any judicial and technical matters.

Clerk Of Course :	Stewards :	Timekeeper : Craig Smith
-------------------	------------	--------------------------

Results can be found at www.tsl-timing.com

Printed - 09:20 Saturday, 03 September 2022



BMCRC - MRO Championships 2022 - Rnd 8 @ Donington Park National

Illuminate Design 250MZs & Blue Haze GPF



RACE 1 - CLASSIFICATION

POS	NO	CL	PIC NAME	ENTRY	LAPS	TIME	GAP	DIFF	MPH	BEST	ON
1	141	GPF	1 David ABRAHAM	Suzuki RG570 - Cambridge Motorcycles	7	9:37.572			86.11	1:20.795	2
2	707	GPF	2 Alex SYMON	Suzuki RG500 - MCW	7	9:39.827	2.255	2.255	85.77	1:18.436	2
3	70	GPF	3 Andrew BURSCOUGH	Yamaha YPVS 350 - Apollo/Merlin/Abbey/Martitaniu	7	9:48.420	10.848	8.593	84.52	1:22.953	6
4	4	GPF	4 James SEATH	Aprilia RS250 - Ovenden Earthmoving	7	9:49.541	11.969	1.121	84.36	1:22.345	6
5	26	GPF	5 Damian LEE	Yamaha TZR250 - Leed Autos	7	10:08.475	30.903	18.934	81.73	1:25.895	5
6	142	GPF	6 Martin PEARSON	Yamaha TZR250 -	7	10:29.015	51.443	20.540	79.06	1:29.019	7
7	69		1 Alexander MANN	MZ TS 250 - HS RACING	7	10:57.244	1:19.672	28.229	75.67	1:27.054	7
8	85		2 Andrew WALES	MZ ETZ 250 - Illuminated Design LTD	7	10:57.490	1:19.918	0.246	75.64	1:27.327	7
9	81		3 Scott GRANT	MZ ETZ250 - Howard The Husky & Sports Bike Shc	7	11:00.342	1:22.770	2.852	75.31	1:27.464	2
10	75		4 Peter WOODALL	MZ ETZ250 - Online Lubricants	6	9:50.936	1 Lap	1 Lap	72.10	1:30.751	4
11	565		5 Louis KERSHAW	MZ ETZ250 -	6	9:51.350	1 Lap	0.414	72.05	1:29.939	5
12	9		6 Gary HOWLETT	MZ TS250 - HS Racing	6	9:51.890	1 Lap	0.540	71.99	1:30.650	4
13	99	GPF	7 Paul FIRTH	Yamaha TZR250 - Joanne Porter	6	9:55.018	1 Lap	3.128	71.61	1:37.082	5
14	96		7 Chris KENT	MZ ETZ250 - Blackwell Mill Cycle Hire	6	9:56.874	1 Lap	1.856	71.39	1:31.639	4
15	32		8 John ASHMEAD	MZ ETZ250 -	6	9:57.349	1 Lap	0.475	71.33	1:31.004	4
16	13	R	1 Gordon RYAN	MZ ETZ250 - Prism Work Psychology	6	10:00.935	1 Lap	3.586	70.90	1:31.634	6
17	22		9 Simon FINCH	MZ ETZ250 - BlueCloud Projects Ltd	6	10:01.308	1 Lap	0.373	70.86	1:32.584	6
18	14		10 Andy MARKS	MZ ETZ250 - Kingpin Components	6	10:01.681	1 Lap	0.373	70.82	1:31.762	6
19	36		11 Joe BALDRY	MZ ETZ250 - Chilton Motors	6	10:08.954	1 Lap	7.273	69.97	1:33.291	4
20	66	R	2 Graeme LEWIS	MZ ETZ250 -	6	10:13.504	1 Lap	4.550	69.45	1:34.569	5
21	56		12 Russell TURNER	MZ ETZ250 - TT Racing	6	10:16.292	1 Lap	2.788	69.14	1:33.560	2
22	8	R	3 Rich ASKEW	MZ ETZ250 - L+R construction	6	10:26.988	1 Lap	10.696	67.96	1:36.732	5
23	566		13 Michael WILBY	MZ ETZ250 - Sziler UK	6	10:31.683	1 Lap	4.695	67.45	1:37.502	4
24	24	R	4 Tony PARKER	MZ ETZ250 - Aspect Renovations	6	10:49.860	1 Lap	18.177	65.57	1:40.220	6
25	46		14 Steve BRIGDEN	MZ ETZ250 - Christie & Kat	6	10:50.151	1 Lap	0.291	65.54	1:38.795	6
26	93	R	5 Greg HARPER	MZ ETZ250 - Illuminate Design	5	9:50.914	2 Laps	1 Lap	60.05	1:49.057	5

NOT CLASSIFIED

DNF	110	GPF	Mark HAIGH	Aprilia RS250 - Chesterfield CarClinic/The Tuning V	1	1:30.185	6 Laps	4 Laps	77.48		
DNF	95		Christopher ROGERS	MZ ETZ250 - CB Racing	1	2:10.805	6 Laps	40.620	53.42		
DNF	42	GPF	Alan WOOD	Suzuki RGV250 - J.Clubb Aggregates & Concrete	0						
DNF	38		Konrad BREESE	MZ ETZ250 - STIHL Racing	0						

NOT STARTED

NS	155	GPF	Richard LAMBOURNE	Suzuki RG500 - D and A Lambourne							
----	-----	-----	-------------------	----------------------------------	--	--	--	--	--	--	--

FASTEST LAP

	707	GPF	Alex SYMON	Suzuki RG500 - MCW	2	1:18.436		90.83 mph	146.18 kph		
	69		Alexander MANN	MZ TS 250 - HS RACING	7	1:27.054		81.84 mph	131.71 kph		
	13	R	Gordon RYAN	MZ ETZ250 - Prism Work Psychology	6	1:31.634		77.75 mph	125.12 kph		

Class GPF - 92.5% of Race Speed = 79.65 mph

Class - 92.5% of Race Speed = 69.99 mph

Class R - 92.5% of Race Speed = 65.58 mph

Weather / Track : Bright / Dry

These results are provisional until the conclusion of any judicial and technical matters.

Race Distance: 7 Laps / 13.85 miles
 Donington Park National: 1.9790 miles
 Date: 03/09/2022 Start: 11:49 Finish: 11:59

Clerk Of Course :	Stewards :	Timekeeper : <i>Craig Smith</i>
-------------------	------------	------------------------------------

Results can be found at www.tsl-timing.com

Printed - 12:01 Saturday, 03 September 2022



BMCRC - MRO Championships 2022 - Rnd 8 @ Donington Park National

Illuminate Design 250MZs & Blue Haze GPF

RACE 1 - LAP CHART

LAP 1 @ 11:51:08.003

NO	BEHIND	LAP TIME
707		1:22.385
70	3.622	1:26.007
141	3.857	1:26.242
4	4.365	1:26.750
110	7.800	1:30.185
26	8.400	1:30.785
142	9.889	1:32.274
99	20.388	1:42.773
85	47.997	2:10.382
69	48.084	2:10.469
81	48.371	2:10.756
95	48.420	2:10.805
75	51.631	2:14.016
9	52.417	2:14.802
565	52.946	2:15.331
22	53.249	2:15.634
32	53.673	2:16.058
14	54.223	2:16.608
96	55.220	2:17.605
66	55.323	2:17.708
13	55.798	2:18.183
36	55.884	2:18.269
56	56.909	2:19.294
8	58.077	2:20.462
566	59.497	2:21.882
24	1:03.190	2:25.575
46	1:04.439	2:26.824
93	1:09.923	2:32.308

LAP 2 @ 11:52:26.439

NO	BEHIND	LAP TIME
707		1:18.436
141	6.216	1:20.795
70	8.553	1:23.367
4	9.022	1:23.093
26	16.338	1:26.374
142	20.590	1:29.137
99	40.508	1:38.556
81	57.399	1:27.464
69	57.649	1:28.001
85	58.566	1:29.005
75	1:04.558	1:31.363
9	1:05.584	1:31.603
565	1:06.019	1:31.509
22	1:08.708	1:33.895
32	1:08.732	1:33.495
96	1:08.847	1:32.063
14	1:09.889	1:34.102
13	1:10.983	1:33.621
66	1:11.924	1:35.037
56	1:12.033	1:33.560
36	1:12.907	1:35.459
8	1:16.704	1:37.063

LAP 3 @ 11:53:45.424

NO	BEHIND	LAP TIME
707		1:18.985
566	1 Lap	1:38.483
24	1 Lap	1:41.689
46	1 Lap	1:40.744
141	8.864	1:21.633
70	13.246	1:23.678

Weather / Track : Bright / Dry

Results can be found at www.tsl-timing.com

LAP 4 @ 11:55:04.352

NO	BEHIND	LAP TIME
707		1:18.928
96	1 Lap	1:31.817
22	1 Lap	1:33.251
32	1 Lap	1:33.420
14	1 Lap	1:32.914
13	1 Lap	1:32.750
66	1 Lap	1:35.150
36	1 Lap	1:34.272
141	12.469	1:22.533
56	1 Lap	1:40.090
8	1 Lap	1:37.962
70	19.061	1:24.743
4	19.516	1:24.841
566	1 Lap	1:37.966
24	1 Lap	1:40.260
46	1 Lap	1:41.341
26	31.113	1:26.093
142	42.446	1:30.275
93	1 Lap	1:49.567
81	1:15.931	1:28.080
69	1:16.033	1:28.768
85	1:16.301	1:28.294

LAP 5 @ 11:56:22.999

NO	BEHIND	LAP TIME
707		1:18.647
99	1 Lap	1:38.410
75	1 Lap	1:30.751
9	1 Lap	1:30.650
565	1 Lap	1:30.690
96	1 Lap	1:31.639
141	16.228	1:22.406
32	1 Lap	1:31.004
22	1 Lap	1:33.265
14	1 Lap	1:33.080
13	1 Lap	1:32.238
36	1 Lap	1:33.291
70	24.216	1:23.802
4	24.663	1:23.794
66	1 Lap	1:35.951
56	1 Lap	1:34.924
8	1 Lap	1:37.525
26	38.361	1:25.895
566	1 Lap	1:37.502
24	1 Lap	1:41.139
46	1 Lap	1:40.752
142	53.123	1:29.324

LAP 6 @ 11:57:44.265

NO	BEHIND	LAP TIME
707		1:21.266
93	2 Laps	1:49.840
69	1 Lap	1:27.372
85	1 Lap	1:27.448
81	1 Lap	1:28.051
99	1 Lap	1:37.082
141	17.507	1:22.545
75	1 Lap	1:30.804
565	1 Lap	1:29.939
9	1 Lap	1:31.172
4	25.742	1:22.345
70	25.903	1:22.953
96	1 Lap	1:31.744
32	1 Lap	1:32.040
22	1 Lap	1:32.679
13	1 Lap	1:32.509
14	1 Lap	1:33.215
36	1 Lap	1:33.549
66	1 Lap	1:34.569
56	1 Lap	1:34.072
26	43.771	1:26.676
8	1 Lap	1:36.732
566	1 Lap	1:37.678
142	1:01.349	1:29.492
24	1 Lap	1:40.977
46	1 Lap	1:41.695
85	1:31.516	1:27.680
69	1:31.543	1:28.051
81	1:33.527	1:29.458

LAP 7 @ 11:59:23.190

NO	BEHIND	LAP TIME
141		1:21.418
707	2.255	1:41.180
70	10.848	1:23.870
4	11.969	1:25.152
93	2 Laps	1:49.057
75	1 Lap	1:32.798
565	1 Lap	1:32.430
9	1 Lap	1:31.933
99	1 Lap	1:39.521
96	1 Lap	1:32.006
32	1 Lap	1:31.332
13	1 Lap	1:31.634
22	1 Lap	1:32.584
14	1 Lap	1:31.762
26	30.903	1:26.057
36	1 Lap	1:34.114
66	1 Lap	1:35.089
56	1 Lap	1:34.352
8	1 Lap	1:37.244
142	51.443	1:29.019
566	1 Lap	1:38.172
24	1 Lap	1:40.220
46	1 Lap	1:38.795
69	1:19.672	1:27.054
85	1:19.918	1:27.327
81	1:22.770	1:28.168

Donington Park National: 1.9790 miles
Date: 03/09/2022 Start: 11:49 Finish: 11:59

Printed - 12:02 Saturday, 03 September 2022

BMCRC - MRO Championships 2022 - Rnd 8 @ Donington Park National

Illuminate Design 250MZs & Blue Haze GPF

RACE 1 - SECTOR ANALYSIS



SECTOR 1 = FL to I1, SECTOR 2 = I1 to FL, DIFF = Difference To Personal Best Lap, P = Crossed Finish Line in Pit Lane, D = Time Disallowed

P1 141 GPF David ABRAHAM		Suzuki RG570 - Cambridge Motorcycles				
IDEAL LAP TIME : 1:20.795		BEST LAP TIME : 1:20.795		DIFFERENCE : 0.000		
LAP	SECTOR 1	SECTOR 2	LAP TIME	MPH	DIFF	TIME OF DAY
1 -		29.271	1:26.242	82.61	5.447	11:51:11.860
2 -	52.490	28.305	1:20.795 (1)	88.18		11:52:32.655
3 -	53.038	28.595	1:21.633 (3)	87.27	0.838	11:53:54.288
4 -	53.301	29.232	1:22.533	86.32	1.738	11:55:16.821
5 -	53.800	28.606	1:22.406	86.45	1.611	11:56:39.227
6 -	53.853	28.692	1:22.545	86.31	1.750	11:58:01.772
7 -	52.587	28.831	1:21.418 (2)	87.50	0.623	11:59:23.190

P2 707 GPF Alex SYMON		Suzuki RG500 - MCW				
IDEAL LAP TIME : 1:18.248		BEST LAP TIME : 1:18.436		DIFFERENCE : 0.188		
LAP	SECTOR 1	SECTOR 2	LAP TIME	MPH	DIFF	TIME OF DAY
1 -		27.039	1:22.385	86.47	3.949	11:51:08.003
2 -	51.524	26.912	1:18.436 (1)	90.83		11:52:26.439
3 -	51.633	27.352	1:18.985	90.20	0.549	11:53:45.424
4 -	52.201	26.727	1:18.928 (3)	90.26	0.492	11:55:04.352
5 -	51.521	27.126	1:18.647 (2)	90.59	0.211	11:56:22.999
6 -	51.772	29.494	1:21.266	87.67	2.830	11:57:44.265
7 -	1:04.467	36.713	1:41.180	70.41	22.744	11:59:25.445

P3 70 GPF Andrew BURSCOUGH		Yamaha YPVS 350 - Apollo/Merlin/Abbey/Martitanium				
IDEAL LAP TIME : 1:22.732		BEST LAP TIME : 1:22.953		DIFFERENCE : 0.221		
LAP	SECTOR 1	SECTOR 2	LAP TIME	MPH	DIFF	TIME OF DAY
1 -		29.258	1:26.007	82.83	3.054	11:51:11.625
2 -	53.938	29.429	1:23.367 (2)	85.46	0.414	11:52:34.992
3 -	54.211	29.467	1:23.678 (3)	85.14	0.725	11:53:58.670
4 -	55.236	29.507	1:24.743	84.07	1.790	11:55:23.413
5 -	54.440	29.362	1:23.802	85.01	0.849	11:56:47.215
6 -	54.159	28.794	1:22.953 (1)	85.88		11:58:10.168
7 -	54.487	29.383	1:23.870	84.94	0.917	11:59:34.038

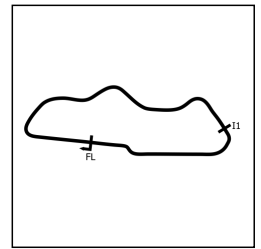
P4 4 GPF James SEATH		Aprilia RS250 - Ovenden Earthmoving				
IDEAL LAP TIME : 1:22.275		BEST LAP TIME : 1:22.345		DIFFERENCE : 0.070		
LAP	SECTOR 1	SECTOR 2	LAP TIME	MPH	DIFF	TIME OF DAY
1 -		29.005	1:26.750	82.12	4.405	11:51:12.368
2 -	53.449	29.644	1:23.093 (2)	85.74	0.748	11:52:35.461
3 -	54.265	29.301	1:23.566 (3)	85.25	1.221	11:53:59.027
4 -	55.989	28.852	1:24.841	83.97	2.496	11:55:23.868
5 -	54.246	29.548	1:23.794	85.02	1.449	11:56:47.662
6 -	53.423	28.922	1:22.345 (1)	86.52		11:58:10.007
7 -	54.949	30.203	1:25.152	83.66	2.807	11:59:35.159

P5 26 GPF Damian LEE		Yamaha TZR250 - Leed Autos				
IDEAL LAP TIME : 1:25.653		BEST LAP TIME : 1:25.895		DIFFERENCE : 0.242		
LAP	SECTOR 1	SECTOR 2	LAP TIME	MPH	DIFF	TIME OF DAY
1 -		29.727	1:30.785	78.47	4.890	11:51:16.403
2 -	55.952	30.422	1:26.374	82.48	0.479	11:52:42.777
3 -	56.263	30.332	1:26.595	82.27	0.700	11:54:09.372
4 -	55.926	30.167	1:26.093 (3)	82.75	0.198	11:55:35.465
5 -	56.019	29.876	1:25.895 (1)	82.94		11:57:01.360
6 -	56.684	29.992	1:26.676	82.19	0.781	11:58:28.036
7 -	55.930	30.127	1:26.057 (2)	82.78	0.162	11:59:54.093

BMCR - MRO Championships 2022 - Rnd 8 @ Donington Park National

Illuminate Design 250MZs & Blue Haze GPF

RACE 1 - SECTOR ANALYSIS



SECTOR 1 = FL to I1, SECTOR 2 = I1 to FL, DIFF = Difference To Personal Best Lap, P = Crossed Finish Line in Pit Lane, D = Time Disallowed

P6 142 GPF		Martin PEARSON		Yamaha TZR250 -		
IDEAL LAP TIME : 1:28.171		BEST LAP TIME : 1:29.019		DIFFERENCE : 0.848		
LAP	SECTOR 1	SECTOR 2	LAP TIME	MPH	DIFF	TIME OF DAY
1 -		30.631	1:32.274	77.21	3.255	11:51:17.892
2 -	57.540	31.597	1:29.137 (2)	79.92	0.118	11:52:47.029
3 -	57.848	31.646	1:29.494	79.61	0.475	11:54:16.523
4 -	58.122	32.153	1:30.275	78.92	1.256	11:55:46.798
5 -	57.900	31.424	1:29.324 (3)	79.76	0.305	11:57:16.122
6 -	57.948	31.544	1:29.492	79.61	0.473	11:58:45.614
7 -	57.794	31.225	1:29.019 (1)	80.03		12:00:14.633

P7 69		Alexander MANN		MZ TS 250 - HS RACING		
IDEAL LAP TIME : 1:27.046		BEST LAP TIME : 1:27.054		DIFFERENCE : 0.008		
LAP	SECTOR 1	SECTOR 2	LAP TIME	MPH	DIFF	TIME OF DAY
1 -		31.326	2:10.469	54.60	43.415	11:51:56.087
2 -	56.970	31.031	1:28.001	80.96	0.947	11:53:24.088
3 -	56.523	31.006	1:27.529 (3)	81.39	0.475	11:54:51.617
4 -	57.526	31.242	1:28.768	80.26	1.714	11:56:20.385
5 -	56.229	31.143	1:27.372 (2)	81.54	0.318	11:57:47.757
6 -	56.928	31.123	1:28.051	80.91	0.997	11:59:15.808
7 -	56.237	30.817	1:27.054 (1)	81.84		12:00:42.862

P8 85		Andrew WALES		MZ ETZ 250 - Illuminated Design LTD		
IDEAL LAP TIME : 1:27.166		BEST LAP TIME : 1:27.327		DIFFERENCE : 0.161		
LAP	SECTOR 1	SECTOR 2	LAP TIME	MPH	DIFF	TIME OF DAY
1 -		30.969	2:10.382	54.64	43.055	11:51:56.000
2 -	57.413	31.592	1:29.005	80.04	1.678	11:53:25.005
3 -	56.557	30.797	1:27.354 (2)	81.56	0.027	11:54:52.359
4 -	57.200	31.094	1:28.294	80.69	0.967	11:56:20.653
5 -	56.369	31.079	1:27.448 (3)	81.47	0.121	11:57:48.101
6 -	56.748	30.932	1:27.680	81.25	0.353	11:59:15.781
7 -	56.493	30.834	1:27.327 (1)	81.58		12:00:43.108

P9 81		Scott GRANT		MZ ETZ250 - Howard The Husky & Sports Bike Shop Harlow		
IDEAL LAP TIME : 1:27.374		BEST LAP TIME : 1:27.464		DIFFERENCE : 0.090		
LAP	SECTOR 1	SECTOR 2	LAP TIME	MPH	DIFF	TIME OF DAY
1 -		31.705	2:10.756	54.48	43.292	11:51:56.374
2 -	56.739	30.725	1:27.464 (1)	81.45		11:53:23.838
3 -	57.397	30.968	1:28.365	80.62	0.901	11:54:52.203
4 -	57.102	30.978	1:28.080 (3)	80.88	0.616	11:56:20.283
5 -	57.416	30.635	1:28.051 (2)	80.91	0.587	11:57:48.334
6 -	58.466	30.992	1:29.458	79.64	1.994	11:59:17.792
7 -	56.992	31.176	1:28.168	80.80	0.704	12:00:45.960

P10 75		Peter WOODALL		MZ ETZ250 - Online Lubricants		
IDEAL LAP TIME : 1:30.751		BEST LAP TIME : 1:30.751		DIFFERENCE : 0.000		
LAP	SECTOR 1	SECTOR 2	LAP TIME	MPH	DIFF	TIME OF DAY
1 -		31.994	2:14.016	53.16	43.265	11:51:59.634
2 -	59.283	32.080	1:31.363	77.98	0.612	11:53:30.997
3 -	59.085	32.119	1:31.204 (3)	78.11	0.453	11:55:02.201
4 -	58.879	31.872	1:30.751 (1)	78.50		11:56:32.952
5 -	58.904	31.900	1:30.804 (2)	78.46	0.053	11:58:03.756
6 -	1:00.008	32.790	1:32.798	76.77	2.047	11:59:36.554

BMCRC - MRO Championships 2022 - Rnd 8 @ Donington Park National

Illuminate Design 250MZs & Blue Haze GPF

RACE 1 - SECTOR ANALYSIS



SECTOR 1 = FL to I1, SECTOR 2 = I1 to FL, DIFF = Difference To Personal Best Lap, P = Crossed Finish Line in Pit Lane, D = Time Disallowed

P11 565		Louis KERSHAW		MZ ETZ250 -		
IDEAL LAP TIME : 1:29.939		BEST LAP TIME : 1:29.939		DIFFERENCE : 0.000		
LAP	SECTOR 1	SECTOR 2	LAP TIME	MPH	DIFF	TIME OF DAY
1 -		33.250	2:15.331	52.64	45.392	11:52:00.949
2 -	58.579	32.930	1:31.509	77.85	1.570	11:53:32.458
3 -	58.987	32.464	1:31.451 (3)	77.90	1.512	11:55:03.909
4 -	58.907	31.783	1:30.690 (2)	78.56	0.751	11:56:34.599
5 -	58.339	31.600	1:29.939 (1)	79.21		11:58:04.538
6 -	59.445	32.985	1:32.430	77.08	2.491	11:59:36.968

P12 9		Gary HOWLETT		MZ TS250 - HS Racing		
IDEAL LAP TIME : 1:29.777		BEST LAP TIME : 1:30.650		DIFFERENCE : 0.873		
LAP	SECTOR 1	SECTOR 2	LAP TIME	MPH	DIFF	TIME OF DAY
1 -		32.206	2:14.802	52.85	44.152	11:52:00.420
2 -	58.967	32.636	1:31.603 (3)	77.77	0.953	11:53:32.023
3 -	59.212	32.518	1:31.730	77.66	1.080	11:55:03.753
4 -	59.200	31.450	1:30.650 (1)	78.59		11:56:34.403
5 -	58.327	32.845	1:31.172 (2)	78.14	0.522	11:58:05.575
6 -	59.716	32.217	1:31.933	77.49	1.283	11:59:37.508

P13 99 GPF		Paul FIRTH		Yamaha TZR250 - Joanne Porter		
IDEAL LAP TIME : 1:37.082		BEST LAP TIME : 1:37.082		DIFFERENCE : 0.000		
LAP	SECTOR 1	SECTOR 2	LAP TIME	MPH	DIFF	TIME OF DAY
1 -		34.501	1:42.773	69.32	5.691	11:51:28.391
2 -	1:04.140	34.416	1:38.556 (3)	72.29	1.474	11:53:06.947
3 -	1:03.761	34.915	1:38.676	72.20	1.594	11:54:45.623
4 -	1:03.706	34.704	1:38.410 (2)	72.39	1.328	11:56:24.033
5 -	1:02.750	34.332	1:37.082 (1)	73.38		11:58:01.115
6 -	1:05.145	34.376	1:39.521	71.58	2.439	11:59:40.636

P14 96		Chris KENT		MZ ETZ250 - Blackwell Mill Cycle Hire		
IDEAL LAP TIME : 1:31.312		BEST LAP TIME : 1:31.639		DIFFERENCE : 0.327		
LAP	SECTOR 1	SECTOR 2	LAP TIME	MPH	DIFF	TIME OF DAY
1 -		32.451	2:17.605	51.77	45.966	11:52:03.223
2 -	59.886	32.177	1:32.063	77.38	0.424	11:53:35.286
3 -	59.875	31.942	1:31.817 (3)	77.59	0.178	11:55:07.103
4 -	59.370	32.269	1:31.639 (1)	77.74		11:56:38.742
5 -	59.386	32.358	1:31.744 (2)	77.65	0.105	11:58:10.486
6 -	59.810	32.196	1:32.006	77.43	0.367	11:59:42.492

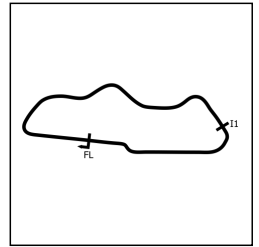
P15 32		John ASHMEAD		MZ ETZ250 -		
IDEAL LAP TIME : 1:30.947		BEST LAP TIME : 1:31.004		DIFFERENCE : 0.057		
LAP	SECTOR 1	SECTOR 2	LAP TIME	MPH	DIFF	TIME OF DAY
1 -		33.078	2:16.058	52.36	45.054	11:52:01.676
2 -	1:00.889	32.606	1:33.495	76.20	2.491	11:53:35.171
3 -	1:00.412	33.008	1:33.420	76.26	2.416	11:55:08.591
4 -	59.115	31.889	1:31.004 (1)	78.28		11:56:39.595
5 -	59.825	32.215	1:32.040 (3)	77.40	1.036	11:58:11.635
6 -	59.500	31.832	1:31.332 (2)	78.00	0.328	11:59:42.967

P16 13 R		Gordon RYAN		MZ ETZ250 - Prism Work Psychology		
IDEAL LAP TIME : 1:31.634		BEST LAP TIME : 1:31.634		DIFFERENCE : 0.000		
LAP	SECTOR 1	SECTOR 2	LAP TIME	MPH	DIFF	TIME OF DAY
1 -		33.623	2:18.183	51.55	46.549	11:52:03.801
2 -	1:00.514	33.107	1:33.621	76.10	1.987	11:53:37.422
3 -	1:00.364	32.386	1:32.750	76.81	1.116	11:55:10.172
4 -	1:00.034	32.204	1:32.238 (2)	77.24	0.604	11:56:42.410
5 -	1:00.243	32.266	1:32.509 (3)	77.01	0.875	11:58:14.919
6 -	59.534	32.100	1:31.634 (1)	77.75		11:59:46.553

BMCR - MRO Championships 2022 - Rnd 8 @ Donington Park National

Illuminate Design 250MZs & Blue Haze GPF

RACE 1 - SECTOR ANALYSIS



SECTOR 1 = FL to I1, SECTOR 2 = I1 to FL, DIFF = Difference To Personal Best Lap, P = Crossed Finish Line in Pit Lane, D = Time Disallowed

P17 22		Simon FINCH		MZ ETZ250 - BlueCloud Projects Ltd		
IDEAL LAP TIME : 1:32.485		BEST LAP TIME : 1:32.584		DIFFERENCE : 0.099		
LAP	SECTOR 1	SECTOR 2	LAP TIME	MPH	DIFF	TIME OF DAY
1 -		32.909	2:15.634	52.52	43.050	11:52:01.252
2 -	1:01.060	32.835	1:33.895	75.87	1.311	11:53:35.147
3 -	1:00.168	33.083	1:33.251 (3)	76.40	0.667	11:55:08.398
4 -	1:00.499	32.766	1:33.265	76.39	0.681	11:56:41.663
5 -	1:00.273	32.406	1:32.679 (2)	76.87	0.095	11:58:14.342
6 -	1:00.267	32.317	1:32.584 (1)	76.95		11:59:46.926

P18 14		Andy MARKS		MZ ETZ250 - Kingpin Components		
IDEAL LAP TIME : 1:31.762		BEST LAP TIME : 1:31.762		DIFFERENCE : 0.000		
LAP	SECTOR 1	SECTOR 2	LAP TIME	MPH	DIFF	TIME OF DAY
1 -		32.973	2:16.608	52.15	44.846	11:52:02.226
2 -	1:00.443	33.659	1:34.102	75.71	2.340	11:53:36.328
3 -	1:00.019	32.895	1:32.914 (2)	76.67	1.152	11:55:09.242
4 -	59.852	33.228	1:33.080 (3)	76.54	1.318	11:56:42.322
5 -	1:00.387	32.828	1:33.215	76.43	1.453	11:58:15.537
6 -	59.308	32.454	1:31.762 (1)	77.64		11:59:47.299

P19 36		Joe BALDRY		MZ ETZ250 - Chilton Motors		
IDEAL LAP TIME : 1:33.137		BEST LAP TIME : 1:33.291		DIFFERENCE : 0.154		
LAP	SECTOR 1	SECTOR 2	LAP TIME	MPH	DIFF	TIME OF DAY
1 -		33.996	2:18.269	51.52	44.978	11:52:03.887
2 -	1:00.509	34.950	1:35.459	74.63	2.168	11:53:39.346
3 -	1:01.332	32.940	1:34.272	75.57	0.981	11:55:13.618
4 -	1:00.274	33.017	1:33.291 (1)	76.37		11:56:46.909
5 -	1:00.686	32.863	1:33.549 (2)	76.15	0.258	11:58:20.458
6 -	1:00.997	33.117	1:34.114 (3)	75.70	0.823	11:59:54.572

P20 66 R		Graeme LEWIS		MZ ETZ250 -		
IDEAL LAP TIME : 1:34.070		BEST LAP TIME : 1:34.569		DIFFERENCE : 0.499		
LAP	SECTOR 1	SECTOR 2	LAP TIME	MPH	DIFF	TIME OF DAY
1 -		33.758	2:17.708	51.73	43.139	11:52:03.326
2 -	1:01.051	33.986	1:35.037 (2)	74.96	0.468	11:53:38.363
3 -	1:01.950	33.200	1:35.150	74.87	0.581	11:55:13.513
4 -	1:02.783	33.168	1:35.951	74.25	1.382	11:56:49.464
5 -	1:01.550	33.019	1:34.569 (1)	75.33		11:58:24.033
6 -	1:01.893	33.196	1:35.089 (3)	74.92	0.520	11:59:59.122

P21 56		Russell TURNER		MZ ETZ250 - TT Racing		
IDEAL LAP TIME : 1:33.560		BEST LAP TIME : 1:33.560		DIFFERENCE : 0.000		
LAP	SECTOR 1	SECTOR 2	LAP TIME	MPH	DIFF	TIME OF DAY
1 -		33.180	2:19.294	51.14	45.734	11:52:04.912
2 -	1:00.714	32.846	1:33.560 (1)	76.15		11:53:38.472
3 -	1:01.444	38.646	1:40.090	71.18	6.530	11:55:18.562
4 -	1:01.657	33.267	1:34.924	75.05	1.364	11:56:53.486
5 -	1:00.992	33.080	1:34.072 (2)	75.73	0.512	11:58:27.558
6 -	1:01.358	32.994	1:34.352 (3)	75.51	0.792	12:00:01.910

P22 8 R		Rich ASKEW		MZ ETZ250 - L+R construction		
IDEAL LAP TIME : 1:36.609		BEST LAP TIME : 1:36.732		DIFFERENCE : 0.123		
LAP	SECTOR 1	SECTOR 2	LAP TIME	MPH	DIFF	TIME OF DAY
1 -		34.065	2:20.462	50.72	43.730	11:52:06.080
2 -	1:02.733	34.330	1:37.063 (2)	73.40	0.331	11:53:43.143
3 -	1:03.262	34.700	1:37.962	72.72	1.230	11:55:21.105
4 -	1:03.231	34.294	1:37.525	73.05	0.793	11:56:58.630
5 -	1:02.658	34.074	1:36.732 (1)	73.65		11:58:35.362
6 -	1:03.293	33.951	1:37.244 (3)	73.26	0.512	12:00:12.606

BMCR - MRO Championships 2022 - Rnd 8 @ Donington Park National

Illuminate Design 250MZs & Blue Haze GPF

RACE 1 - SECTOR ANALYSIS



SECTOR 1 = FL to I1, SECTOR 2 = I1 to FL, DIFF = Difference To Personal Best Lap, P = Crossed Finish Line in Pit Lane, D = Time Disallowed

P23 566		Michael WILBY		MZ ETZ250 - Sziler UK		
IDEAL LAP TIME : 1:37.502		BEST LAP TIME : 1:37.502		DIFFERENCE : 0.000		
LAP	SECTOR 1	SECTOR 2	LAP TIME	MPH	DIFF	TIME OF DAY
1 -		34.742	2:21.882	50.21	44.380	11:52:07.500
2 -	1:03.170	35.313	1:38.483	72.34	0.981	11:53:45.983
3 -	1:03.534	34.432	1:37.966 (3)	72.72	0.464	11:55:23.949
4 -	1:03.131	34.371	1:37.502 (1)	73.07		11:57:01.451
5 -	1:03.218	34.460	1:37.678 (2)	72.94	0.176	11:58:39.129
6 -	1:03.706	34.466	1:38.172	72.57	0.670	12:00:17.301

P24 24 R		Tony PARKER		MZ ETZ250 - Aspect Renovations		
IDEAL LAP TIME : 1:40.182		BEST LAP TIME : 1:40.220		DIFFERENCE : 0.038		
LAP	SECTOR 1	SECTOR 2	LAP TIME	MPH	DIFF	TIME OF DAY
1 -		35.334	2:25.575	48.94	45.355	11:52:11.193
2 -	1:05.573	36.116	1:41.689	70.06	1.469	11:53:52.882
3 -	1:05.230	35.030	1:40.260 (2)	71.06	0.040	11:55:33.142
4 -	1:05.397	35.742	1:41.139	70.44	0.919	11:57:14.281
5 -	1:05.571	35.406	1:40.977 (3)	70.55	0.757	11:58:55.258
6 -	1:05.152	35.068	1:40.220 (1)	71.09		12:00:35.478

P25 46		Steve BRIGDEN		MZ ETZ250 - Christie & Kat		
IDEAL LAP TIME : 1:38.795		BEST LAP TIME : 1:38.795		DIFFERENCE : 0.000		
LAP	SECTOR 1	SECTOR 2	LAP TIME	MPH	DIFF	TIME OF DAY
1 -		36.052	2:26.824	48.52	48.029	11:52:12.442
2 -	1:05.230	35.514	1:40.744 (2)	70.72	1.949	11:53:53.186
3 -	1:04.654	36.687	1:41.341	70.30	2.546	11:55:34.527
4 -	1:05.252	35.500	1:40.752 (3)	70.71	1.957	11:57:15.279
5 -	1:05.022	36.673	1:41.695	70.05	2.900	11:58:56.974
6 -	1:04.370	34.425	1:38.795 (1)	72.11		12:00:35.769

P26 93 R		Greg HARPER		MZ ETZ250 - Illuminate Design		
IDEAL LAP TIME : 1:48.769		BEST LAP TIME : 1:49.057		DIFFERENCE : 0.288		
LAP	SECTOR 1	SECTOR 2	LAP TIME	MPH	DIFF	TIME OF DAY
1 -		37.740	2:32.308	46.77	43.251	11:52:17.926
2 -	1:11.618	38.524	1:50.142	64.68	1.085	11:54:08.068
3 -	1:11.498	38.069	1:49.567 (2)	65.02	0.510	11:55:57.635
4 -	1:11.873	37.967	1:49.840 (3)	64.86	0.783	11:57:47.475
5 -	1:11.029	38.028	1:49.057 (1)	65.32		11:59:36.532

P27 110 GPF		Mark HAIGH		Aprilia RS250 - Chesterfield CarClinic/The Tuning Works		
IDEAL LAP TIME :		BEST LAP TIME :		DIFFERENCE :		
LAP	SECTOR 1	SECTOR 2	LAP TIME	MPH	DIFF	TIME OF DAY
1 -		30.043	1:30.185	78.99		11:51:15.803

P28 95		Christopher ROGERS		MZ ETZ250 - CB Racing		
IDEAL LAP TIME : 1:27.918		BEST LAP TIME :		DIFFERENCE :		
LAP	SECTOR 1	SECTOR 2	LAP TIME	MPH	DIFF	TIME OF DAY
1 -		31.044	2:10.805	54.46		11:51:56.423

BMCRC - MRO Championships 2022 - Rnd 8 @ Donington Park National

Illuminate Design 250MZs & Blue Haze GPF

RACE 1 - BEST SECTORS

SECTOR 1			SECTOR 2			IDEAL / BEST COMPARISON						
POS	NO	NAME	TIME	NO	NAME	TIME	POS	NO	NAME	IDEAL	BEST	DIFF
									PERFECT LAP	1:18.248		
1	707	SYMON	51.521	707	SYMON	26.727	1	707	SYMON	1:18.248	1:18.436	0.188
2	141	ABRAHAM	52.490	141	ABRAHAM	28.305	2	141	ABRAHAM	1:20.795	1:20.795	0.000
3	4	SEATH	53.423	70	BURSCOUGH	28.794	3	4	SEATH	1:22.275	1:22.345	0.070
4	70	BURSCOUGH	53.938	4	SEATH	28.852	4	70	BURSCOUGH	1:22.732	1:22.953	0.221
5	26	LEE	55.926	26	LEE	29.727	5	26	LEE	1:25.653	1:25.895	0.242
6	69	MANN	56.229	110	HAIGH	30.043	6	69	MANN	1:27.046	1:27.054	0.008
7	85	WALES	56.369	142	PEARSON	30.631	7	85	WALES	1:27.166	1:27.327	0.161
8	81	GRANT	56.739	81	GRANT	30.635	8	81	GRANT	1:27.374	1:27.464	0.090
9	95	ROGERS	56.874	85	WALES	30.797	9	95	ROGERS	1:27.918		
10	142	PEARSON	57.540	69	MANN	30.817	10	142	PEARSON	1:28.171	1:29.019	0.848
11	9	HOWLETT	58.327	95	ROGERS	31.044	11	9	HOWLETT	1:29.777	1:30.650	0.873
12	565	KERSHAW	58.339	9	HOWLETT	31.450	12	565	KERSHAW	1:29.939	1:29.939	0.000
13	75	WOODALL	58.879	565	KERSHAW	31.600	13	75	WOODALL	1:30.751	1:30.751	0.000
14	32	ASHMEAD	59.115	32	ASHMEAD	31.832	14	32	ASHMEAD	1:30.947	1:31.004	0.057
15	14	MARKS	59.308	75	WOODALL	31.872	15	96	KENT	1:31.312	1:31.639	0.327
16	96	KENT	59.370	96	KENT	31.942	16	13	RYAN	1:31.634	1:31.634	0.000
17	13	RYAN	59.534	13	RYAN	32.100	17	14	MARKS	1:31.762	1:31.762	0.000
18	22	FINCH	1:00.168	22	FINCH	32.317	18	22	FINCH	1:32.485	1:32.584	0.099
19	36	BALDRY	1:00.274	14	MARKS	32.454	19	36	BALDRY	1:33.137	1:33.291	0.154
20	56	TURNER	1:00.714	56	TURNER	32.846	20	56	TURNER	1:33.560	1:33.560	0.000
21	66	LEWIS	1:01.051	36	BALDRY	32.863	21	66	LEWIS	1:34.070	1:34.569	0.499
22	8	ASKEW	1:02.658	66	LEWIS	33.019	22	8	ASKEW	1:36.609	1:36.732	0.123
23	99	FIRTH	1:02.750	8	ASKEW	33.951	23	99	FIRTH	1:37.082	1:37.082	0.000
24	566	WILBY	1:03.131	99	FIRTH	34.332	24	566	WILBY	1:37.502	1:37.502	0.000
25	46	BRIGDEN	1:04.370	566	WILBY	34.371	25	46	BRIGDEN	1:38.795	1:38.795	0.000
26	24	PARKER	1:05.152	46	BRIGDEN	34.425	26	24	PARKER	1:40.182	1:40.220	0.038
27	93	HARPER	1:11.029	24	PARKER	35.030	27	93	HARPER	1:48.769	1:49.057	0.288
28				93	HARPER	37.740	28	110	HAIGH			
29												
30												

BMCRC - MRO Championships 2022 - Rnd 8 @ Donington Park National

Illuminate Design 250MZs & Blue Haze GPF

RACE 1 - STATISTICS

Competitors Started 29
Planned Start 2022-09-03 @ 11:50:00.000
Actual Start 2022-09-03 @ 11:49:45.617
Finish Time 2022-09-03 @ 11:59:23.189
Track Length 1.9790mi.
Total Laps 166
Total Distance Covered 328.5251mi.

Session Fastest Lap History

NO	CL	NAME	LAP TIME	TIME OF DAY	LAP	VEHICLE
707	GPF	Alex SYMON	1:18.436	11:52:26.448	2	Suzuki RG500

Session Leader History

NO	CL	NAME	FROM LAP	LAPS LED	DISTANCE	VEHICLE
707	GPF	Alex SYMON	1	6	11.83 miles	Suzuki RG500
141	GPF	David ABRAHAM	7	1	1.97 miles	Suzuki RG570

Flag History

TYPE	TIME OF DAY
GREEN	11:49:45.617
FINISH	11:59:23.189

Flag Statistics

TYPE	COUNT	TOTAL LAPS	TOTAL TIME
Green	1	7	11:09.216
Red	0	0	0.000
Safety Car	0	0	0.000
FCY	0	0	0.000

BMCRC - MRO Championships 2022 - Rnd 8 @ Donington Park National

Illuminate Design 250MZs & Blue Haze GPF

RACE 1 - STATISTICS

CLASS : GPF

8 Starters

Fastest Lap History

NO	NAME	LAP TIME	TIME OF DAY	LAP	VEHICLE
707	Alex SYMON	1:18.436	11:52:26.448	2	Suzuki RG500

Leader History

NO	NAME	FROM LAP	LAPS LED	DISTANCE	VEHICLE
707	Alex SYMON	1	6	11.83 miles	Suzuki RG500
141	David ABRAHAM	7	1	1.97 miles	Suzuki RG570

BMCRC - MRO Championships 2022 - Rnd 8 @ Donington Park National

Illuminate Design 250MZs & Blue Haze GPF

RACE 1 - STATISTICS

CLASS :

16 Starters

Fastest Lap History

NO	NAME	LAP TIME	TIME OF DAY	LAP	VEHICLE
81	Scott GRANT	1:27.464	11:53:23.861	2	MZ ETZ250
85	Andrew WALES	1:27.354	11:54:52.379	3	MZ ETZ 250
69	Alexander MANN	1:27.054	12:00:42.881	7	MZ TS 250

Leader History

NO	NAME	FROM LAP	LAPS LED	DISTANCE	VEHICLE
85	Andrew WALES	1	1	1.94 miles	MZ ETZ 250
81	Scott GRANT	2	1	1.97 miles	MZ ETZ250
69	Alexander MANN	3	1	1.97 miles	MZ TS 250
81	Scott GRANT	4	1	1.97 miles	MZ ETZ250
69	Alexander MANN	5	1	1.97 miles	MZ TS 250
85	Andrew WALES	6	1	1.97 miles	MZ ETZ 250
69	Alexander MANN	7	1	1.97 miles	MZ TS 250

BMCRC - MRO Championships 2022 - Rnd 8 @ Donington Park National

Illuminate Design 250MZs & Blue Haze GPF

RACE 1 - STATISTICS

CLASS : R

5 Starters

Fastest Lap History

NO	NAME	LAP TIME	TIME OF DAY	LAP	VEHICLE
13	Gordon RYAN	1:33.621	11:53:37.444	2	MZ ETZ250
13	Gordon RYAN	1:32.750	11:55:10.195	3	MZ ETZ250
13	Gordon RYAN	1:32.238	11:56:42.419	4	MZ ETZ250
13	Gordon RYAN	1:31.634	11:59:46.575	6	MZ ETZ250

Leader History

NO	NAME	FROM LAP	LAPS LED	DISTANCE	VEHICLE
66	Graeme LEWIS	1	1	1.94 miles	MZ ETZ250
13	Gordon RYAN	2	5	9.89 miles	MZ ETZ250

BMCRC - MRO Championships 2022 - Rnd 8 @ Donington Park National

Illuminate Design 250MZs & Blue Haze GPF



RACE 11 - GRID (7 Laps)

ROW 12	36	38	Konrad BREESE	1:49.057	35	93	Greg HARPER	1:40.220	34	24	Tony PARKER		
ROW 11				1:38.795	33	46	Steve BRIGDEN	1:37.502		31	8	Rich ASKEW	
ROW 10	30	66	Graeme LEWIS	1:34.569	29	56	Russell TURNER	1:33.291	28	36	Joe BALDRY		
ROW 9				1:32.584	27	22	Simon FINCH	1:31.762	26	14	Andy MARKS	1:31.639	
ROW 8	24	95	Christopher ROGERS	1:31.634	23	13	Gordon RYAN	1:31.004	22	32	John ASHMEAD		
ROW 7				1:30.751	21	75	Peter WOODALL	1:30.650	20	9	Gary HOWLETT	1:29.939	
ROW 6	18	81	Scott GRANT	1:27.464	17	85	Andrew WALES	1:27.054	16	69	Alexander MANN		
ROW 5					15				14			13	
ROW 4	12	57	Zak PERRIN		11	169	Mark ELLERAY		10	155	Richard LAMBOURNE		
ROW 3					9	110	Mark HAIGH		8	42	Alan WOOD	1:37.082	
ROW 2	6	142	Martin PEARSON	1:29.019	5	26	Damian LEE	1:25.895	4	70	Andrew BURSCOUGH	1:22.953	
ROW 1				1:22.345	3	4	James SEATH	1:20.795	2	141	David ABRAHAM	1:18.436	
									1	707	Alex SYMON	Pole	

These results are provisional until the conclusion of any judicial and technical matters. Donington Park National: 1.9790 miles

Clerk Of Course :	Stewards :	Timekeeper : <i>Craig Smith</i>
-------------------	------------	------------------------------------

Results can be found at www.tsl-timing.com

Printed - 12:07 Saturday, 03 September 2022



BMCRC - MRO Championships 2022 - Rnd 8 @ Donington Park National

Illuminate Design 250MZs & Blue Haze GPF



RACE 11 - CLASSIFICATION

POS	NO	CL	PIC NAME	ENTRY	LAPS	TIME	GAP	DIFF	MPH	BEST	ON
1	141*	GPF	1 David ABRAHAM	Suzuki RG570 - Cambridge Motorcycles	7	9:38.988			85.90	1:21.432	7
2	70	GPF	2 Andrew BURSCOUGH	Yamaha YPVS 350 - Apollo/Merlin/Abbey/Martianiur	7	9:48.248	9.260	9.260	84.54	1:22.818	4
3	4	GPF	3 James SEATH	Aprilia RS250 - Ovenden Earthmoving	7	9:48.827	9.839	0.579	84.46	1:22.878	2
4	42	GPF	4 Alan WOOD	Suzuki RGV250 - J.Clubb Aggregates & Concrete	7	9:49.176	10.188	0.349	84.41	1:23.100	3
5	26	GPF	5 Damian LEE	Yamaha TZR250 - Leed Autos	7	10:06.099	27.111	16.923	82.05	1:24.885	6
6	110	GPF	6 Mark HAIGH	Aprilia RS250 - Chesterfield CarClinic/The Tuning W	7	10:16.065	37.077	9.966	80.73	1:26.030	6
7	169	GPF	7 Mark ELLERAY	Yamaha TZR250 - Abbot Solutions Ltd	7	10:16.561	37.573	0.496	80.66	1:25.297	7
8	142	GPF	8 Martin PEARSON	Yamaha TZR250 -	7	10:27.294	48.306	10.733	79.28	1:28.195	3
9	69		1 Alexander MANN	MZ TS 250 - HS RACING	7	11:00.063	1:21.075	32.769	75.35	1:27.406	7
10	81		2 Scott GRANT	MZ ETZ250 - Howard The Husky & Sports Bike Sho	7	11:00.158	1:21.170	0.095	75.33	1:26.434	7
11	85		3 Andrew WALES	MZ ETZ 250 - Illuminated Design LTD	7	11:00.720	1:21.732	0.562	75.27	1:27.459	7
12	95		4 Christopher ROGERS	MZ ETZ250 - CB Racing	7	11:00.826	1:21.838	0.106	75.26	1:27.476	7
13	96		5 Chris KENT	MZ ETZ250 - Blackwell Mill Cycle Hire	6	9:49.063	1 Lap	1 Lap	72.33	1:30.805	2
14	565		6 Louis KERSHAW	MZ ETZ250 -	6	9:49.796	1 Lap	0.733	72.24	1:30.931	3
15	9		7 Gary HOWLETT	MZ TS250 - HS Racing	6	9:52.000	1 Lap	2.204	71.97	1:30.332	5
16	32		8 John ASHMEAD	MZ ETZ250 -	6	10:01.918	1 Lap	9.918	70.79	1:30.921	2
17	13	R	1 Gordon RYAN	MZ ETZ250 - Prism Work Psychology	6	10:07.341	1 Lap	5.423	70.16	1:33.854	5
18	36		9 Joe BALDRY	MZ ETZ250 - Chilton Motors	6	10:07.519	1 Lap	0.178	70.13	1:32.872	5
19	99	GPF	9 Paul FIRTH	Yamaha TZR250 - Joanne Porter	6	10:09.424	1 Lap	1.905	69.92	1:38.932	5
20	14		10 Andy MARKS	MZ ETZ250 - Kingpin Components	6	10:11.429	1 Lap	2.005	69.69	1:32.226	6
21	56		11 Russell TURNER	MZ ETZ250 - TT Racing	6	10:14.742	1 Lap	3.313	69.31	1:34.658	5
22	566		12 Michael WILBY	MZ ETZ250 - Sziler UK	6	10:42.349	1 Lap	27.607	66.33	1:39.149	2
23	46		13 Steve BRIGDEN	MZ ETZ250 - Christie & Kat	6	10:53.692	1 Lap	11.343	65.18	1:39.310	6
24	24	R	2 Tony PARKER	MZ ETZ250 - Aspect Renovations	6	10:54.739	1 Lap	1.047	65.08	1:40.052	5
25	93	R	3 Greg HARPER	MZ ETZ250 - Illuminate Design	5	9:54.502	2 Laps	1 Lap	59.69	1:49.825	5

NOT CLASSIFIED

DNF	8	R	Rich ASKEW	MZ ETZ250 - L+R construction	2	3:54.736	5 Laps	3 Laps	60.12	1:37.957	2
DNF	38		Konrad BREESE	MZ ETZ250 - STIHL Racing	2	4:16.844	5 Laps	22.108	54.94		
DNF	22		Simon FINCH	MZ ETZ250 - BlueCloud Projects Ltd	0						
DNF	66	R	Graeme LEWIS	MZ ETZ250 -	0						

NOT STARTED

NS	155	GPF	Richard LAMBOURNE	Suzuki RG500 - D and A Lambourne							
NS	75		Peter WOODALL	MZ ETZ250 - Online Lubricants							

FASTEST LAP

141	GPF	David ABRAHAM	Suzuki RG570 - Cambridge Motorcycles	7	1:21.432	87.49 mph	140.80 kph
81		Scott GRANT	MZ ETZ250 - Howard The Husky & Sports Bike Sho	7	1:26.434	82.42 mph	132.65 kph
13	R	Gordon RYAN	MZ ETZ250 - Prism Work Psychology	5	1:33.854	75.91 mph	122.16 kph

Class GPF - 92.5% of Race Speed = 79.45 mph

Class - 92.5% of Race Speed = 69.69 mph

Class R - 92.5% of Race Speed = 64.89 mph

Weather / Track : Bright / Dry

These results are provisional until the conclusion of any judicial and technical matters.

Race Distance: 7 Laps / 13.85 miles
Donington Park National: 1.9790 miles
Date: 03/09/2022 Start: 15:27 Finish: 15:37

Clerk Of Course :	Stewards :	Timekeeper : <i>Craig Smith</i>
-------------------	------------	------------------------------------

Results can be found at www.tsl-timing.com

Printed - 15:39 Saturday, 03 September 2022



BMCRC - MRO Championships 2022 - Rnd 8 @ Donington Park National

Illuminate Design 250MZs & Blue Haze GPF

RACE 11 - LAP CHART

LAP 1 @ 15:28:57.464

NO	BEHIND	LAP TIME
141		1:24.740
70	0.875	1:25.615
4	2.069	1:26.809
42	2.220	1:26.960
26	4.471	1:29.211
110	7.699	1:32.439
169	8.355	1:33.095
142	8.534	1:33.274
99	22.233	1:46.973
81	44.441	2:09.181
69	44.564	2:09.304
85	44.843	2:09.583
95	45.535	2:10.275
565	47.346	2:12.086
96	47.670	2:12.410
9	48.127	2:12.867
32	48.401	2:13.141
36	50.959	2:15.699
13	51.379	2:16.119
8	52.039	2:16.779
56	53.695	2:18.435
38	56.106	2:20.846
14	57.051	2:21.791
566	57.627	2:22.367
24	1:01.636	2:26.376
46	1:02.464	2:27.204
93	1:09.666	2:34.406

LAP 2 @ 15:30:18.946

NO	BEHIND	LAP TIME
141		1:21.482
70	2.967	1:23.574
4	3.465	1:22.878
42	3.881	1:23.143
26	8.202	1:25.213
110	12.606	1:26.389
169	13.542	1:26.669
142	15.550	1:28.498
99	43.957	1:43.206
69	52.574	1:29.492
81	52.859	1:29.900
85	52.945	1:29.584
95	53.339	1:29.286
96	56.993	1:30.805
565	57.079	1:31.215
9	57.555	1:30.910
32	57.840	1:30.921
36	1:04.710	1:35.233
13	1:04.958	1:35.061
56	1:07.823	1:35.610
8	1:08.514	1:37.957
14	1:09.722	1:34.153
566	1:15.294	1:39.149

LAP 3 @ 15:31:41.033

NO	BEHIND	LAP TIME
141		1:22.087
24	1 Lap	1:44.371
46	1 Lap	1:44.271
42	4.894	1:23.100
70	5.935	1:25.055
4	6.166	1:24.788

38	1 Lap	1:55.998 P
26	11.888	1:25.773
93	1 Lap	1:49.844
110	18.316	1:27.797
169	18.797	1:27.342
142	21.658	1:28.195
69	59.355	1:28.868
81	59.441	1:28.669
85	59.679	1:28.821
95	1:00.540	1:29.288
99	1:03.180	1:41.310
565	1:05.923	1:30.931
96	1:06.010	1:31.104
32	1:07.064	1:31.311
9	1:07.540	1:32.072
13	1:17.181	1:34.310
36	1:17.760	1:35.137
56	1:21.616	1:35.880
14	1:21.977	1:34.342

LAP 4 @ 15:33:04.209

NO	BEHIND	LAP TIME
141		1:23.176
70	5.577	1:22.818
42	5.941	1:24.223
4	6.120	1:23.130
566	1 Lap	1:40.396
26	17.934	1:29.222
46	1 Lap	1:41.002
24	1 Lap	1:41.832
110	24.056	1:28.916
169	24.479	1:28.858
142	27.605	1:29.123
93	1 Lap	1:50.218
85	1:04.270	1:27.767
69	1:04.370	1:28.191
81	1:04.468	1:28.203
95	1:05.283	1:27.919
96	1:14.083	1:31.249
565	1:14.358	1:31.611
32	1:16.391	1:32.503
9	1:18.970	1:34.606
99	1:19.424	1:39.420

LAP 5 @ 15:34:28.548

NO	BEHIND	LAP TIME
141		1:24.339
13	1 Lap	1:33.952
36	1 Lap	1:34.045
42	4.905	1:23.303
70	4.998	1:23.760
4	6.874	1:25.093
56	1 Lap	1:35.361
14	1 Lap	1:35.348
26	20.339	1:26.744
566	1 Lap	1:40.285
110	27.675	1:27.958
169	28.784	1:28.644
142	33.071	1:29.805
46	1 Lap	1:41.875
24	1 Lap	1:42.032
81	1:08.439	1:28.310
85	1:08.608	1:28.677
95	1:08.706	1:27.762
93	1 Lap	1:50.209

LAP 6 @ 15:35:50.280

NO	BEHIND	LAP TIME
141		1:21.732
9	1 Lap	1:30.332
32	1 Lap	1:32.999
70	6.511	1:23.245
42	7.051	1:23.878
4	8.167	1:23.025
99	1 Lap	1:38.932
36	1 Lap	1:32.872
13	1 Lap	1:33.854
14	1 Lap	1:33.569
56	1 Lap	1:34.658
26	23.492	1:24.885
110	31.973	1:26.030
169	33.708	1:26.656
142	40.403	1:29.064
566	1 Lap	1:39.953
46	1 Lap	1:40.030
24	1 Lap	1:40.052
69	1:15.101	1:27.863
85	1:15.705	1:28.829
95	1:15.794	1:28.820
81	1:16.168	1:29.461

LAP 7 @ 15:37:11.712

NO	BEHIND	LAP TIME
141		1:21.432
70	9.260	1:24.181
4	9.839	1:23.104
96	1 Lap	1:32.462
42	10.188	1:24.569
565	1 Lap	1:32.885
9	1 Lap	1:31.213
93	2 Laps	1:49.825
32	1 Lap	1:41.043
26	27.111	1:25.051
13	1 Lap	1:34.045
36	1 Lap	1:34.533
99	1 Lap	1:39.583
14	1 Lap	1:32.226
56	1 Lap	1:34.798
110	37.077	1:26.536
169	37.573	1:25.297
142	48.306	1:29.335
566	1 Lap	1:40.199
46	1 Lap	1:39.310
24	1 Lap	1:40.076
69	1:21.075	1:27.406
81	1:21.170	1:26.434
85	1:21.732	1:27.459
95	1:21.838	1:27.476

BMCRC - MRO Championships 2022 - Rnd 8 @ Donington Park National

Illuminate Design 250MZs & Blue Haze GPF

RACE 11 - SECTOR ANALYSIS



SECTOR 1 = FL to I1, SECTOR 2 = I1 to FL, DIFF = Difference To Personal Best Lap, P = Crossed Finish Line in Pit Lane, D = Time Disallowed

P1 141 GPF David ABRAHAM		Suzuki RG570 - Cambridge Motorcycles				
IDEAL LAP TIME : 1:20.592		BEST LAP TIME : 1:21.432		DIFFERENCE : 0.840		
LAP	SECTOR 1	SECTOR 2	LAP TIME	MPH	DIFF	TIME OF DAY
1 -		28.374	1:24.740	84.07	3.308	15:28:57.464
2 -	52.519	28.963	1:21.482 (2)	87.43	0.050	15:30:18.946
3 -	53.376	28.711	1:22.087	86.79	0.655	15:31:41.033
4 -	54.121	29.055	1:23.176	85.65	1.744	15:33:04.209
5 -	55.481	28.858	1:24.339	84.47	2.907	15:34:28.548
6 -	53.659	28.073	1:21.732 (3)	87.17	0.300	15:35:50.280
7 -	52.912	28.520	1:21.432 (1)	87.49		15:37:11.712

P2 70 GPF Andrew BURSCOUGH		Yamaha YPVS 350 - Apollo/Merlin/Abbey/Martitanium				
IDEAL LAP TIME : 1:22.420		BEST LAP TIME : 1:22.818		DIFFERENCE : 0.398		
LAP	SECTOR 1	SECTOR 2	LAP TIME	MPH	DIFF	TIME OF DAY
1 -		28.783	1:25.615	83.21	2.797	15:28:58.339
2 -	54.186	29.388	1:23.574 (3)	85.24	0.756	15:30:21.913
3 -	55.909	29.146	1:25.055	83.76	2.237	15:31:46.968
4 -	53.637	29.181	1:22.818 (1)	86.02		15:33:09.786
5 -	54.671	29.089	1:23.760	85.06	0.942	15:34:33.546
6 -	54.119	29.126	1:23.245 (2)	85.58	0.427	15:35:56.791
7 -	54.690	29.491	1:24.181	84.63	1.363	15:37:20.972

P3 4 GPF James SEATH		Aprilia RS250 - Ovenden Earthmoving				
IDEAL LAP TIME : 1:22.209		BEST LAP TIME : 1:22.878		DIFFERENCE : 0.669		
LAP	SECTOR 1	SECTOR 2	LAP TIME	MPH	DIFF	TIME OF DAY
1 -		29.027	1:26.809	82.07	3.931	15:28:59.533
2 -	53.552	29.326	1:22.878 (1)	85.96		15:30:22.411
3 -	55.633	29.155	1:24.788	84.02	1.910	15:31:47.199
4 -	54.296	28.834	1:23.130	85.70	0.252	15:33:10.329
5 -	54.619	30.474	1:25.093	83.72	2.215	15:34:35.422
6 -	54.062	28.963	1:23.025 (2)	85.81	0.147	15:35:58.447
7 -	53.375	29.729	1:23.104 (3)	85.73	0.226	15:37:21.551

P4 42 GPF Alan WOOD		Suzuki RGV250 - J.Clubb Aggregates & Concrete				
IDEAL LAP TIME : 1:22.807		BEST LAP TIME : 1:23.100		DIFFERENCE : 0.293		
LAP	SECTOR 1	SECTOR 2	LAP TIME	MPH	DIFF	TIME OF DAY
1 -		28.955	1:26.960	81.92	3.860	15:28:59.684
2 -	53.916	29.227	1:23.143 (2)	85.69	0.043	15:30:22.827
3 -	54.209	28.891	1:23.100 (1)	85.73		15:31:45.927
4 -	54.353	29.870	1:24.223	84.59	1.123	15:33:10.150
5 -	54.257	29.046	1:23.303 (3)	85.52	0.203	15:34:33.453
6 -	54.534	29.344	1:23.878	84.94	0.778	15:35:57.331
7 -	54.586	29.983	1:24.569	84.24	1.469	15:37:21.900

P5 26 GPF Damian LEE		Yamaha TZR250 - Leed Autos				
IDEAL LAP TIME : 1:24.501		BEST LAP TIME : 1:24.885		DIFFERENCE : 0.384		
LAP	SECTOR 1	SECTOR 2	LAP TIME	MPH	DIFF	TIME OF DAY
1 -		29.708	1:29.211	79.86	4.326	15:29:01.935
2 -	55.155	30.058	1:25.213 (3)	83.60	0.328	15:30:27.148
3 -	55.746	30.027	1:25.773	83.06	0.888	15:31:52.921
4 -	57.175	32.047	1:29.222	79.85	4.337	15:33:22.143
5 -	56.734	30.010	1:26.744	82.13	1.859	15:34:48.887
6 -	55.539	29.346	1:24.885 (1)	83.93		15:36:13.772
7 -	55.185	29.866	1:25.051 (2)	83.76	0.166	15:37:38.823

BMCRC - MRO Championships 2022 - Rnd 8 @ Donington Park National

Illuminate Design 250MZs & Blue Haze GPF

RACE 11 - SECTOR ANALYSIS



SECTOR 1 = FL to I1, SECTOR 2 = I1 to FL, DIFF = Difference To Personal Best Lap, P = Crossed Finish Line in Pit Lane, D = Time Disallowed

P6		110 GPF		Mark HAIGH		Aprilia RS250 - Chesterfield CarClinic/The Tuning Works	
IDEAL LAP TIME : 1:25.594		BEST LAP TIME : 1:26.030		DIFFERENCE : 0.436			
LAP	SECTOR 1	SECTOR 2	LAP TIME	MPH	DIFF	TIME OF DAY	
1 -		30.078	1:32.439	77.07	6.409	15:29:05.163	
2 -	55.928	30.461	1:26.389 (2)	82.47	0.359	15:30:31.552	
3 -	56.629	31.168	1:27.797	81.14	1.767	15:31:59.349	
4 -	57.640	31.276	1:28.916	80.12	2.886	15:33:28.265	
5 -	57.666	30.292	1:27.958	81.00	1.928	15:34:56.223	
6 -	56.364	29.666	1:26.030 (1)	82.81		15:36:22.253	
7 -	56.614	29.922	1:26.536 (3)	82.33	0.506	15:37:48.789	

P7		169 GPF		Mark ELLERAY		Yamaha TZR250 - Abbot Solutions Ltd	
IDEAL LAP TIME : 1:25.297		BEST LAP TIME : 1:25.297		DIFFERENCE : 0.000			
LAP	SECTOR 1	SECTOR 2	LAP TIME	MPH	DIFF	TIME OF DAY	
1 -		30.988	1:33.095	76.53	7.798	15:29:05.819	
2 -	56.564	30.105	1:26.669 (3)	82.20	1.372	15:30:32.488	
3 -	56.394	30.948	1:27.342	81.57	2.045	15:31:59.830	
4 -	57.597	31.261	1:28.858	80.18	3.561	15:33:28.688	
5 -	58.357	30.287	1:28.644	80.37	3.347	15:34:57.332	
6 -	56.029	30.627	1:26.656 (2)	82.21	1.359	15:36:23.988	
7 -	55.342	29.955	1:25.297 (1)	83.52		15:37:49.285	

P8		142 GPF		Martin PEARSON		Yamaha TZR250 -	
IDEAL LAP TIME : 1:28.176		BEST LAP TIME : 1:28.195		DIFFERENCE : 0.019			
LAP	SECTOR 1	SECTOR 2	LAP TIME	MPH	DIFF	TIME OF DAY	
1 -		31.511	1:33.274	76.38	5.079	15:29:05.998	
2 -	57.713	30.785	1:28.498 (2)	80.50	0.303	15:30:34.496	
3 -	57.391	30.804	1:28.195 (1)	80.78		15:32:02.691	
4 -	57.912	31.211	1:29.123	79.94	0.928	15:33:31.814	
5 -	58.591	31.214	1:29.805	79.33	1.610	15:35:01.619	
6 -	57.626	31.438	1:29.064 (3)	79.99	0.869	15:36:30.683	
7 -	58.059	31.276	1:29.335	79.75	1.140	15:38:00.018	

P9		69		Alexander MANN		MZ TS 250 - HS RACING	
IDEAL LAP TIME : 1:27.406		BEST LAP TIME : 1:27.406		DIFFERENCE : 0.000			
LAP	SECTOR 1	SECTOR 2	LAP TIME	MPH	DIFF	TIME OF DAY	
1 -		31.216	2:09.304	55.09	41.898	15:29:42.028	
2 -	58.058	31.434	1:29.492	79.61	2.086	15:31:11.520	
3 -	57.557	31.311	1:28.868	80.17	1.462	15:32:40.388	
4 -	57.103	31.088	1:28.191 (3)	80.78	0.785	15:34:08.579	
5 -	57.646	31.293	1:28.939	80.10	1.533	15:35:37.518	
6 -	56.916	30.947	1:27.863 (2)	81.08	0.457	15:37:05.381	
7 -	56.540	30.866	1:27.406 (1)	81.51		15:38:32.787	

P10		81		Scott GRANT		MZ ETZ250 - Howard The Husky & Sports Bike Shop Harlow	
IDEAL LAP TIME : 1:26.434		BEST LAP TIME : 1:26.434		DIFFERENCE : 0.000			
LAP	SECTOR 1	SECTOR 2	LAP TIME	MPH	DIFF	TIME OF DAY	
1 -		30.909	2:09.181	55.15	42.747	15:29:41.905	
2 -	57.963	31.937	1:29.900	79.25	3.466	15:31:11.805	
3 -	57.360	31.309	1:28.669	80.35	2.235	15:32:40.474	
4 -	56.818	31.385	1:28.203 (2)	80.77	1.769	15:34:08.677	
5 -	57.143	31.167	1:28.310 (3)	80.67	1.876	15:35:36.987	
6 -	57.394	32.067	1:29.461	79.63	3.027	15:37:06.448	
7 -	55.868	30.566	1:26.434 (1)	82.42		15:38:32.882	

BMCR - MRO Championships 2022 - Rnd 8 @ Donington Park National

Illuminate Design 250MZs & Blue Haze GPF

RACE 11 - SECTOR ANALYSIS



SECTOR 1 = FL to I1, SECTOR 2 = I1 to FL, DIFF = Difference To Personal Best Lap, P = Crossed Finish Line in Pit Lane, D = Time Disallowed

P11 85		Andrew WALES		MZ ETZ 250 - Illuminated Design LTD		
IDEAL LAP TIME : 1:27.026		BEST LAP TIME : 1:27.459		DIFFERENCE : 0.433		
LAP	SECTOR 1	SECTOR 2	LAP TIME	MPH	DIFF	TIME OF DAY
1 -		30.710	2:09.583	54.98	42.124	15:29:42.307
2 -	57.972	31.612	1:29.584	79.53	2.125	15:31:11.891
3 -	57.462	31.359	1:28.821	80.21	1.362	15:32:40.712
4 -	56.963	30.804	1:27.767 (2)	81.17	0.308	15:34:08.479
5 -	57.544	31.133	1:28.677 (3)	80.34	1.218	15:35:37.156
6 -	57.171	31.658	1:28.829	80.20	1.370	15:37:05.985
7 -	56.316	31.143	1:27.459 (1)	81.46		15:38:33.444

P12 95		Christopher ROGERS		MZ ETZ250 - CB Racing		
IDEAL LAP TIME : 1:27.438		BEST LAP TIME : 1:27.476		DIFFERENCE : 0.038		
LAP	SECTOR 1	SECTOR 2	LAP TIME	MPH	DIFF	TIME OF DAY
1 -		31.139	2:10.275	54.68	42.799	15:29:42.999
2 -	57.505	31.781	1:29.286	79.79	1.810	15:31:12.285
3 -	57.242	32.046	1:29.288	79.79	1.812	15:32:41.573
4 -	56.705	31.214	1:27.919 (3)	81.03	0.443	15:34:09.492
5 -	56.673	31.089	1:27.762 (2)	81.18	0.286	15:35:37.254
6 -	57.443	31.377	1:28.820	80.21	1.344	15:37:06.074
7 -	56.349	31.127	1:27.476 (1)	81.44		15:38:33.550

P13 96		Chris KENT		MZ ETZ250 - Blackwell Mill Cycle Hire		
IDEAL LAP TIME : 1:30.340		BEST LAP TIME : 1:30.805		DIFFERENCE : 0.465		
LAP	SECTOR 1	SECTOR 2	LAP TIME	MPH	DIFF	TIME OF DAY
1 -		31.631	2:12.410	53.80	41.605	15:29:45.134
2 -	58.709	32.096	1:30.805 (1)	78.46		15:31:15.939
3 -	59.142	31.962	1:31.104 (3)	78.20	0.299	15:32:47.043
4 -	59.218	32.031	1:31.249	78.07	0.444	15:34:18.292
5 -	59.244	31.789	1:31.033 (2)	78.26	0.228	15:35:49.325
6 -	1:00.139	32.323	1:32.462	77.05	1.657	15:37:21.787

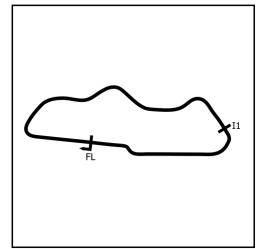
P14 565		Louis KERSHAW		MZ ETZ250 -		
IDEAL LAP TIME : 1:30.454		BEST LAP TIME : 1:30.931		DIFFERENCE : 0.477		
LAP	SECTOR 1	SECTOR 2	LAP TIME	MPH	DIFF	TIME OF DAY
1 -		31.484	2:12.086	53.93	41.155	15:29:44.810
2 -	59.416	31.799	1:31.215 (3)	78.10	0.284	15:31:16.025
3 -	58.970	31.961	1:30.931 (1)	78.35		15:32:46.956
4 -	59.294	32.317	1:31.611	77.77	0.680	15:34:18.567
5 -	59.218	31.850	1:31.068 (2)	78.23	0.137	15:35:49.635
6 -	59.586	33.299	1:32.885	76.70	1.954	15:37:22.520

P15 9		Gary HOWLETT		MZ TS250 - HS Racing		
IDEAL LAP TIME : 1:30.072		BEST LAP TIME : 1:30.332		DIFFERENCE : 0.260		
LAP	SECTOR 1	SECTOR 2	LAP TIME	MPH	DIFF	TIME OF DAY
1 -		31.751	2:12.867	53.62	42.535	15:29:45.591
2 -	58.870	32.040	1:30.910 (2)	78.37	0.578	15:31:16.501
3 -	58.818	33.254	1:32.072	77.38	1.740	15:32:48.573
4 -	1:00.544	34.062	1:34.606	75.30	4.274	15:34:23.179
5 -	58.321	32.011	1:30.332 (1)	78.87		15:35:53.511
6 -	58.756	32.457	1:31.213 (3)	78.10	0.881	15:37:24.724

BMCRC - MRO Championships 2022 - Rnd 8 @ Donington Park National

Illuminate Design 250MZs & Blue Haze GPF

RACE 11 - SECTOR ANALYSIS



SECTOR 1 = FL to I1, SECTOR 2 = I1 to FL, DIFF = Difference To Personal Best Lap, P = Crossed Finish Line in Pit Lane, D = Time Disallowed

P16 32		John ASHMEAD		MZ ETZ250 -		
IDEAL LAP TIME : 1:30.566		BEST LAP TIME : 1:30.921		DIFFERENCE : 0.355		
LAP	SECTOR 1	SECTOR 2	LAP TIME	MPH	DIFF	TIME OF DAY
1 -		31.652	2:13.141	53.51	42.220	15:29:45.865
2 -	58.914	32.007	1:30.921 (1)	78.36		15:31:16.786
3 -	59.147	32.164	1:31.311 (2)	78.02	0.390	15:32:48.097
4 -	1:00.383	32.120	1:32.503 (3)	77.02	1.582	15:34:20.600
5 -	1:00.270	32.729	1:32.999	76.60	2.078	15:35:53.599
6 -	1:08.520	32.523	1:41.043	70.51	10.122	15:37:34.642

P17 13 R		Gordon RYAN		MZ ETZ250 - Prism Work Psychology		
IDEAL LAP TIME : 1:33.563		BEST LAP TIME : 1:33.854		DIFFERENCE : 0.291		
LAP	SECTOR 1	SECTOR 2	LAP TIME	MPH	DIFF	TIME OF DAY
1 -		32.862	2:16.119	52.34	42.265	15:29:48.843
2 -	1:01.114	33.947	1:35.061	74.94	1.207	15:31:23.904
3 -	1:01.397	32.913	1:34.310	75.54	0.456	15:32:58.214
4 -	1:01.161	32.791	1:33.952 (2)	75.83	0.098	15:34:32.166
5 -	1:00.782	33.072	1:33.854 (1)	75.91		15:36:06.020
6 -	1:01.264	32.781	1:34.045 (3)	75.75	0.191	15:37:40.065

P18 36		Joe BALDRY		MZ ETZ250 - Chilton Motors		
IDEAL LAP TIME : 1:32.872		BEST LAP TIME : 1:32.872		DIFFERENCE : 0.000		
LAP	SECTOR 1	SECTOR 2	LAP TIME	MPH	DIFF	TIME OF DAY
1 -		32.687	2:15.699	52.50	42.827	15:29:48.423
2 -	1:01.325	33.908	1:35.233	74.81	2.361	15:31:23.656
3 -	1:01.880	33.257	1:35.137	74.88	2.265	15:32:58.793
4 -	1:01.248	32.797	1:34.045 (2)	75.75	1.173	15:34:32.838
5 -	1:00.344	32.528	1:32.872 (1)	76.71		15:36:05.710
6 -	1:01.481	33.052	1:34.533 (3)	75.36	1.661	15:37:40.243

P19 99 GPF		Paul FIRTH		Yamaha TZR250 - Joanne Porter		
IDEAL LAP TIME : 1:38.932		BEST LAP TIME : 1:38.932		DIFFERENCE : 0.000		
LAP	SECTOR 1	SECTOR 2	LAP TIME	MPH	DIFF	TIME OF DAY
1 -		35.646	1:46.973	66.60	8.041	15:29:19.697
2 -	1:06.786	36.420	1:43.206	69.03	4.274	15:31:02.903
3 -	1:06.282	35.028	1:41.310	70.32	2.378	15:32:44.213
4 -	1:04.771	34.649	1:39.420 (2)	71.66	0.488	15:34:23.633
5 -	1:04.633	34.299	1:38.932 (1)	72.01		15:36:02.565
6 -	1:05.200	34.383	1:39.583 (3)	71.54	0.651	15:37:42.148

P20 14		Andy MARKS		MZ ETZ250 - Kingpin Components		
IDEAL LAP TIME : 1:32.226		BEST LAP TIME : 1:32.226		DIFFERENCE : 0.000		
LAP	SECTOR 1	SECTOR 2	LAP TIME	MPH	DIFF	TIME OF DAY
1 -		34.661	2:21.791	50.24	49.565	15:29:54.515
2 -	1:00.625	33.528	1:34.153 (3)	75.67	1.927	15:31:28.668
3 -	1:00.677	33.665	1:34.342	75.51	2.116	15:33:03.010
4 -	1:01.375	33.973	1:35.348	74.72	3.122	15:34:38.358
5 -	1:00.560	33.009	1:33.569 (2)	76.14	1.343	15:36:11.927
6 -	59.714	32.512	1:32.226 (1)	77.25		15:37:44.153

P21 56		Russell TURNER		MZ ETZ250 - TT Racing		
IDEAL LAP TIME : 1:33.984		BEST LAP TIME : 1:34.658		DIFFERENCE : 0.674		
LAP	SECTOR 1	SECTOR 2	LAP TIME	MPH	DIFF	TIME OF DAY
1 -		33.366	2:18.435	51.46	43.777	15:29:51.159
2 -	1:02.248	33.362	1:35.610	74.51	0.952	15:31:26.769
3 -	1:02.233	33.647	1:35.880	74.30	1.222	15:33:02.649
4 -	1:02.253	33.108	1:35.361 (3)	74.71	0.703	15:34:38.010
5 -	1:01.787	32.871	1:34.658 (1)	75.26		15:36:12.668
6 -	1:01.113	33.685	1:34.798 (2)	75.15	0.140	15:37:47.466

BMCRC - MRO Championships 2022 - Rnd 8 @ Donington Park National

Illuminate Design 250MZs & Blue Haze GPF

RACE 11 - SECTOR ANALYSIS



SECTOR 1 = FL to I1, SECTOR 2 = I1 to FL, DIFF = Difference To Personal Best Lap, P = Crossed Finish Line in Pit Lane, D = Time Disallowed

LAP	SECTOR 1	SECTOR 2	LAP TIME	MPH	DIFF	TIME OF DAY
P22 566 Michael WILBY MZ ETZ250 - Sziler UK						
IDEAL LAP TIME : 1:38.920		BEST LAP TIME : 1:39.149		DIFFERENCE : 0.229		
1 -		35.334	2:22.367	50.04	43.218	15:29:55.091
2 -	1:03.987	35.162	1:39.149 (1)	71.85		15:31:34.240
3 -	1:04.987	35.409	1:40.396	70.96	1.247	15:33:14.636
4 -	1:05.193	35.092	1:40.285	71.04	1.136	15:34:54.921
5 -	1:05.020	34.933	1:39.953 (2)	71.27	0.804	15:36:34.874
6 -	1:04.977	35.222	1:40.199 (3)	71.10	1.050	15:38:15.073
P23 46 Steve BRIGDEN MZ ETZ250 - Christie & Kat						
IDEAL LAP TIME : 1:39.310		BEST LAP TIME : 1:39.310		DIFFERENCE : 0.000		
1 -		35.617	2:27.204	48.39	47.894	15:29:59.928
2 -	1:07.893	36.378	1:44.271	68.32	4.961	15:31:44.199
3 -	1:05.124	35.878	1:41.002 (3)	70.53	1.692	15:33:25.201
4 -	1:05.881	35.994	1:41.875	69.93	2.565	15:35:07.076
5 -	1:04.505	35.525	1:40.030 (2)	71.22	0.720	15:36:47.106
6 -	1:04.300	35.010	1:39.310 (1)	71.74		15:38:26.416
P24 24 R Tony PARKER MZ ETZ250 - Aspect Renovations						
IDEAL LAP TIME : 1:40.045		BEST LAP TIME : 1:40.052		DIFFERENCE : 0.007		
1 -		36.043	2:26.376	48.67	46.324	15:29:59.100
2 -	1:08.100	36.271	1:44.371	68.26	4.319	15:31:43.471
3 -	1:06.486	35.346	1:41.832 (3)	69.96	1.780	15:33:25.303
4 -	1:05.380	36.652	1:42.032	69.82	1.980	15:35:07.335
5 -	1:04.866	35.186	1:40.052 (1)	71.20		15:36:47.387
6 -	1:04.897	35.179	1:40.076 (2)	71.19	0.024	15:38:27.463
P25 93 R Greg HARPER MZ ETZ250 - Illuminate Design						
IDEAL LAP TIME : 1:48.852		BEST LAP TIME : 1:49.825		DIFFERENCE : 0.973		
1 -		38.566	2:34.406	46.14	44.581	15:30:07.130
2 -	1:12.040	37.804	1:49.844 (2)	64.86	0.019	15:31:56.974
3 -	1:11.998	38.220	1:50.218	64.64	0.393	15:33:47.192
4 -	1:12.394	37.815	1:50.209 (3)	64.64	0.384	15:35:37.401
5 -	1:12.971	36.854	1:49.825 (1)	64.87		15:37:27.226
P26 8 R Rich ASKEW MZ ETZ250 - L+R construction						
IDEAL LAP TIME : 1:35.193		BEST LAP TIME : 1:37.957		DIFFERENCE : 2.764		
1 -		33.190	2:16.779	52.08	38.822	15:29:49.503
2 -	1:04.082	33.875	1:37.957 (1)	72.73		15:31:27.460
P27 38 Konrad BREESE MZ ETZ250 - STIHL Racing						
IDEAL LAP TIME : 1:48.363		BEST LAP TIME :		DIFFERENCE :		
1 -		34.852	2:20.846	50.58		15:29:53.570
2 -	1:13.511	IN PIT	1:55.998 P	61.42		15:31:49.568

BMCRC - MRO Championships 2022 - Rnd 8 @ Donington Park National

Illuminate Design 250MZs & Blue Haze GPF

RACE 11 - BEST SECTORS

SECTOR 1			SECTOR 2			IDEAL / BEST COMPARISON						
POS	NO	NAME	TIME	NO	NAME	TIME	POS	NO	NAME	IDEAL	BEST	DIFF
									PERFECT LAP	1:20.592		
1	141	ABRAHAM	52.519	141	ABRAHAM	28.073	1	141	ABRAHAM	1:20.592	1:21.432	0.840
2	4	SEATH	53.375	70	BURSCOUGH	28.783	2	4	SEATH	1:22.209	1:22.878	0.669
3	70	BURSCOUGH	53.637	4	SEATH	28.834	3	70	BURSCOUGH	1:22.420	1:22.818	0.398
4	42	WOOD	53.916	42	WOOD	28.891	4	42	WOOD	1:22.807	1:23.100	0.293
5	26	LEE	55.155	26	LEE	29.346	5	26	LEE	1:24.501	1:24.885	0.384
6	169	ELLERAY	55.342	110	HAIGH	29.666	6	169	ELLERAY	1:25.297	1:25.297	0.000
7	81	GRANT	55.868	169	ELLERAY	29.955	7	110	HAIGH	1:25.594	1:26.030	0.436
8	110	HAIGH	55.928	81	GRANT	30.566	8	81	GRANT	1:26.434	1:26.434	0.000
9	85	WALES	56.316	85	WALES	30.710	9	85	WALES	1:27.026	1:27.459	0.433
10	95	ROGERS	56.349	142	PEARSON	30.785	10	69	MANN	1:27.406	1:27.406	0.000
11	69	MANN	56.540	69	MANN	30.866	11	95	ROGERS	1:27.438	1:27.476	0.038
12	142	PEARSON	57.391	95	ROGERS	31.089	12	142	PEARSON	1:28.176	1:28.195	0.019
13	9	HOWLETT	58.321	565	KERSHAW	31.484	13	9	HOWLETT	1:30.072	1:30.332	0.260
14	96	KENT	58.709	96	KENT	31.631	14	96	KENT	1:30.340	1:30.805	0.465
15	32	ASHMEAD	58.914	32	ASHMEAD	31.652	15	565	KERSHAW	1:30.454	1:30.931	0.477
16	565	KERSHAW	58.970	9	HOWLETT	31.751	16	32	ASHMEAD	1:30.566	1:30.921	0.355
17	14	MARKS	59.714	14	MARKS	32.512	17	14	MARKS	1:32.226	1:32.226	0.000
18	36	BALDRY	1:00.344	36	BALDRY	32.528	18	36	BALDRY	1:32.872	1:32.872	0.000
19	13	RYAN	1:00.782	13	RYAN	32.781	19	13	RYAN	1:33.563	1:33.854	0.291
20	56	TURNER	1:01.113	56	TURNER	32.871	20	56	TURNER	1:33.984	1:34.658	0.674
21	8	ASKEW	1:02.003	8	ASKEW	33.190	21	8	ASKEW	1:35.193	1:37.957	2.764
22	566	WILBY	1:03.987	99	FIRTH	34.299	22	566	WILBY	1:38.920	1:39.149	0.229
23	46	BRIGDEN	1:04.300	38	BREESE	34.852	23	99	FIRTH	1:38.932	1:38.932	0.000
24	99	FIRTH	1:04.633	566	WILBY	34.933	24	46	BRIGDEN	1:39.310	1:39.310	0.000
25	24	PARKER	1:04.866	46	BRIGDEN	35.010	25	24	PARKER	1:40.045	1:40.052	0.007
26	93	HARPER	1:11.998	24	PARKER	35.179	26	38	BREESE	1:48.363		
27	38	BREESE	1:13.511	93	HARPER	36.854	27	93	HARPER	1:48.852	1:49.825	0.973
28												
29												

BMCRC - MRO Championships 2022 - Rnd 8 @ Donington Park National

Illuminate Design 250MZs & Blue Haze GPF

RACE 11 - STATISTICS

Competitors Started 29
Planned Start 2022-09-03 @ 15:29:00.000
Actual Start 2022-09-03 @ 15:27:32.723
Finish Time 2022-09-03 @ 15:37:11.711
Track Length 1.9790mi.
Total Laps 165
Total Distance Covered 326.5460mi.

Session Fastest Lap History

NO	CL	NAME	LAP TIME	TIME OF DAY	LAP	VEHICLE
141	GPF	David ABRAHAM	1:21.482	15:30:18.959	2	Suzuki RG570
141	GPF	David ABRAHAM	1:21.432	15:37:11.719	7	Suzuki RG570

Session Leader History

NO	CL	NAME	FROM LAP	LAPS LED	DISTANCE	VEHICLE
141	GPF	David ABRAHAM	1	7	13.81 miles	Suzuki RG570

Flag History

TYPE	TIME OF DAY
GREEN	15:27:32.723
FINISH	15:37:11.711

Flag Statistics

TYPE	COUNT	TOTAL LAPS	TOTAL TIME
Green	1	7	11:22.526
Red	0	0	0.000
Safety Car	0	0	0.000
FCY	0	0	0.000

BMCRC - MRO Championships 2022 - Rnd 8 @ Donington Park National

Illuminate Design 250MZs & Blue Haze GPF

RACE 11 - STATISTICS

CLASS : GPF

9 Starters

Fastest Lap History

NO	NAME	LAP TIME	TIME OF DAY	LAP	VEHICLE
141	David ABRAHAM	1:21.482	15:30:18.959	2	Suzuki RG570
141	David ABRAHAM	1:21.432	15:37:11.719	7	Suzuki RG570

Leader History

NO	NAME	FROM LAP	LAPS LED	DISTANCE	VEHICLE
141	David ABRAHAM	1	7	13.81 miles	Suzuki RG570

BMCRC - MRO Championships 2022 - Rnd 8 @ Donington Park National

Illuminate Design 250MZs & Blue Haze GPF

RACE 11 - STATISTICS

CLASS :

15 Starters

Fastest Lap History

NO	NAME	LAP TIME	TIME OF DAY	LAP	VEHICLE
69	Alexander MANN	1:29.492	15:31:11.541	2	MZ TS 250
95	Christopher ROGERS	1:29.286	15:31:12.304	2	MZ ETZ250
69	Alexander MANN	1:28.868	15:32:40.407	3	MZ TS 250
81	Scott GRANT	1:28.669	15:32:40.494	3	MZ ETZ250
85	Andrew WALES	1:27.767	15:34:08.497	4	MZ ETZ 250
95	Christopher ROGERS	1:27.762	15:35:37.275	5	MZ ETZ250
69	Alexander MANN	1:27.406	15:38:32.806	7	MZ TS 250
81	Scott GRANT	1:26.434	15:38:32.902	7	MZ ETZ250

Leader History

NO	NAME	FROM LAP	LAPS LED	DISTANCE	VEHICLE
81	Scott GRANT	1	1	1.94 miles	MZ ETZ250
69	Alexander MANN	2	2	3.95 miles	MZ TS 250
85	Andrew WALES	4	1	1.97 miles	MZ ETZ 250
81	Scott GRANT	5	1	1.97 miles	MZ ETZ250
69	Alexander MANN	6	2	3.95 miles	MZ TS 250

BMCRC - MRO Championships 2022 - Rnd 8 @ Donington Park National

Illuminate Design 250MZs & Blue Haze GPF

RACE 11 - STATISTICS

CLASS : R

5 Starters

Fastest Lap History

NO	NAME	LAP TIME	TIME OF DAY	LAP	VEHICLE
13	Gordon RYAN	1:35.061	15:31:23.927	2	MZ ETZ250
13	Gordon RYAN	1:34.310	15:32:58.237	3	MZ ETZ250
13	Gordon RYAN	1:33.952	15:34:32.189	4	MZ ETZ250
13	Gordon RYAN	1:33.854	15:36:06.043	5	MZ ETZ250

Leader History

NO	NAME	FROM LAP	LAPS LED	DISTANCE	VEHICLE
13	Gordon RYAN	1	6	11.83 miles	MZ ETZ250

BMCRC - MRO Championships 2022 - Rnd 8 @ Donington Park National

Illuminate Design 250MZs & Blue Haze GPF



RACE 1 - GRID (10 Laps)

ROW 12	36	57	Zak PERRIN	35	707	Alex SYMON	34	155	Richard LAMBOURNE
ROW 11				33	99	Paul FIRTH	32	142	Martin PEARSON
ROW 10				31	110	Mark HAIGH			
ROW 9				30	169	Mark ELLERAY	29	26	Damian LEE
ROW 8				28	42	Alan WOOD			
ROW 7				27	4	James SEATH	26	70	Andrew BURSCOUGH
ROW 6				25	141	David ABRAHAM			
ROW 5				24			23		
ROW 4				22					
ROW 3				21	38	Konrad BREESE	20	75	Peter WOODALL
ROW 2				19	66	Graeme LEWIS			
ROW 1				18	22	Simon FINCH	17	93	Greg HARPER
				16	24	Tony PARKER			
				15	46	Steve BRIGDEN	14	566	Michael WILBY
				13	8	Rich ASKEW			
				12	56	Russell TURNER	11	13	Gordon RYAN
				10	36	Joe BALDRY			
				9	14	Andy MARKS	8	565	Louis KERSHAW
				7	32	John ASHMEAD			
				6	96	Chris KENT	5	9	Gary HOWLETT
				4	95	Christopher ROGERS			
				3	85	Andrew WALES	2	69	Alexander MANN
				1	81	Scott GRANT			

Pole

Donington Park National: 1.9790 miles

These results are provisional until the conclusion of any judicial and technical matters.

Clerk Of Course :	Stewards :	Timekeeper : <i>Craig Smith</i>
-------------------	------------	------------------------------------

Results can be found at www.tsl-timing.com

Printed - 15:42 Saturday, 03 September 2022



BMCRC - MRO Championships 2022 - Rnd 8 @ Donington Park National

Illuminate Design 250MZs & Blue Haze GPF

RACE 1 - CLASSIFICATION - AMENDED



POS	NO	CL	PIC NAME	ENTRY	LAPS	TIME	GAP	DIFF	MPH	BEST	ON
1	85		1 Andrew WALES	MZ ETZ 250 - Illuminated Design LTD	10	16:13.967			73.01	1:36.363	6
2	1	GPF	1 David ABRAHAM	Suzuki RG570 - Cambridge Motorcycles	10	16:53.227	39.260	39.260	70.18	1:34.160	8
3	26	GPF	2 Damian LEE	Yamaha TZR250 - Leed Autos	10	16:53.790	39.823	0.563	70.14	1:33.701	8
4	13	R	1 Gordon RYAN	MZ ETZ250 - Prism Work Psychology	10	17:03.428	49.461	9.638	69.48	1:39.969	10
5	32		2 John ASHMEAD	MZ ETZ250 -	10	17:06.927	52.960	3.499	69.24	1:40.865	9
6	14		3 Andy MARKS	MZ ETZ250 - Kingpin Components	10	17:23.538	1:09.571	16.611	68.14	1:43.042	8
7	96*		4 Chris KENT	MZ ETZ250 - Blackwell Mill Cycle Hire	10	17:27.154	1:13.187	3.616	67.90	1:42.567	7
8	56		5 Russell TURNER	MZ ETZ250 - TT Racing	9	16:26.461	1 Lap	1 Lap	64.86	1:45.516	7
9	566		6 Michael WILBY	MZ ETZ250 - Sziler UK	9	16:28.234	1 Lap	1.773	64.74	1:46.402	5
10	70	GPF	3 Andrew BURSCOUGH	Yamaha YPVS 350 - Apollo/Merlin/Abbey/Martitaniu	9	16:49.774	1 Lap	21.540	63.36	1:44.188	2
11	46		7 Steve BRIGDEN	MZ ETZ250 - Christie & Kat	9	17:02.594	1 Lap	12.820	62.57	1:50.030	7
12	93	R	2 Greg HARPER	MZ ETZ250 - Illuminate Design	9	17:50.906	1 Lap	48.312	59.74	1:53.492	8
13	8	R	3 Rich ASKEW	MZ ETZ250 - L+R construction	8	16:05.581	2 Laps	1 Lap	58.88	1:56.613	4
14	75		8 Peter WOODALL	MZ ETZ250 - Online Lubricants	8	17:27.245	2 Laps	1:21.664	54.29	1:36.604	8

NOT CLASSIFIED

DNF	81		Scott GRANT	MZ ETZ250 - Howard The Husky & Sports Bike Shc	9	14:39.674	1 Lap	0.000	72.73	1:35.584	8
DNF	66*	R	Graeme LEWIS	MZ ETZ250 -	7	12:48.571	3 Laps	2 Laps	64.71	1:46.951	5
DNF	9		Gary HOWLETT	MZ TS250 - HS Racing	5	8:35.367	5 Laps	2 Laps	68.85	1:41.086	5
DNF	565		Louis KERSHAW	MZ ETZ250 -	2	3:27.488	8 Laps	3 Laps	68.01	1:42.168	2
DNF	110	GPF	Mark HAIGH	Aprilia RS250 - Chesterfield CarClinic/The Tuning W	2	4:44.149	8 Laps	1:16.661	49.66	1:58.047	2
DNF	69		Alexander MANN	MZ TS 250 - HS RACING	1	1:43.348	9 Laps	1 Lap	67.61		
DNF	95		Christopher ROGERS	MZ ETZ250 - CB Racing	1	1:45.748	9 Laps	2.400	66.08		
DNF	36		Joe BALDRY	MZ ETZ250 - Chilton Motors	1	1:57.570	9 Laps	11.822	59.43		
DNF	155	GPF	Richard LAMBOURNE	Suzuki RG500 - D and A Lambourne	0						

NOT STARTED

NS	24	R	Tony PARKER	MZ ETZ250 - Aspect Renovations
NS	142	GPF	Martin PEARSON	Yamaha TZR250 -

FASTEST LAP

26	GPF	Damian LEE	Yamaha TZR250 - Leed Autos	8	1:33.701	76.03 mph	122.36 kph
81		Scott GRANT	MZ ETZ250 - Howard The Husky & Sports Bike Shc	8	1:35.584	74.53 mph	119.95 kph
13	R	Gordon RYAN	MZ ETZ250 - Prism Work Psychology	10	1:39.969	71.26 mph	114.69 kph

* No. 66 - Please fit a working transponder
 Class - 92.5% of Race Speed = 67.53 mph
 Class GPF - 92.5% of Race Speed = 64.91 mph
 Class R - 92.5% of Race Speed = 64.26 mph

Weather / Track : Cloudy / Damp

These results are provisional until the conclusion of any judicial and technical matters.

Race Distance: 10 Laps / 19.79 miles
 Donington Park National: 1.9790 miles
 Date: 04/09/2022 Start: 09:25 Finish: 09:41

Clerk Of Course :	Stewards :	Timekeeper : <i>Craig Smith</i>
-------------------	------------	------------------------------------

Results can be found at www.tsl-timing.com

Printed - 10:22 Sunday, 04 September 2022



BMCRC - MRO Championships 2022 - Rnd 8 @ Donington Park National

Illuminate Design 250MZs & Blue Haze GPF

RACE 1 - LAP CHART

LAP 1 @ 09:26:42.615

NO	BEHIND	LAP TIME
81		1:41.731
85	0.088	1:41.819
69	1.617	1:43.348
565	3.589	1:45.320
95	4.017	1:45.748
32	4.596	1:46.327
13	5.534	1:47.265
14	6.974	1:48.705
9	8.208	1:49.939
96	9.190	1:50.921
56	11.485	1:53.216
66	13.152	1:54.883
75	13.335	1:55.066 P
566	13.920	1:55.651
36	15.839	1:57.570 P
46	18.756	2:00.487
8	24.805	2:06.536
93	27.842	2:09.573
1	48.379	2:30.110
26	51.315	2:33.046
70	54.129	2:35.860
110	1:04.371	2:46.102

LAP 2 @ 09:28:19.518

NO	BEHIND	LAP TIME
81		1:36.903
85	0.204	1:37.019
565	8.854	1:42.168
32	10.023	1:42.330
13	11.592	1:42.961
9	13.219	1:41.914
14	13.854	1:43.783
96	17.112	1:44.825
66	25.861	1:49.612
56	26.504	1:51.922
566	27.321	1:50.304
46	37.841	1:55.988
8	47.429	1:59.527
1	50.530	1:39.054
93	51.580	2:00.641
26	53.380	1:38.968
70	1:01.414	1:44.188
110	1:25.515	1:58.047

LAP 3 @ 09:29:56.172

NO	BEHIND	LAP TIME
81		1:36.654
85	0.124	1:36.574
32	16.661	1:43.292
9	17.842	1:41.277
13	18.488	1:43.550
14	21.430	1:44.230
96	25.242	1:44.784
66	42.411	1:53.204
566	42.551	1:51.884
56	42.728	1:52.878
1	52.019	1:38.143
26	53.570	1:36.844
46	56.250	1:55.063
8	1:07.754	1:56.979
70	1:11.069	1:46.309
93	1:13.979	1:59.053

LAP 4 @ 09:31:33.809

NO	BEHIND	LAP TIME
81		1:37.637
85	0.454	1:37.967
9	21.356	1:41.151
32	21.855	1:42.831
13	22.527	1:41.676
14	27.593	1:43.800
96	32.437	1:44.832
1	50.833	1:36.451
66	53.187	1:48.413
26	53.575	1:37.642
566	54.111	1:49.197
56	54.454	1:49.363
75	2 Laps	5:33.966
46	1:11.219	1:52.606
70	1:19.762	1:46.330
8	1:26.730	1:56.613
93	1:35.978	1:59.636

LAP 5 @ 09:33:10.561

NO	BEHIND	LAP TIME
81		1:36.752
85	0.110	1:36.408
9	25.690	1:41.086
32	26.751	1:41.648
13	27.191	1:41.416
14	35.818	1:44.977
96	40.149	1:44.464
1	49.866	1:35.785
26	51.885	1:35.062
66	1:03.386	1:46.951
566	1:03.761	1:46.402
75	2 Laps	1:45.336
56	1:09.034	1:51.332
46	1:25.968	1:51.501
70	1:29.811	1:46.801

LAP 6 @ 09:34:47.034

NO	BEHIND	LAP TIME
85		1:36.363
81	0.397	1:36.870
8	1 Lap	2:00.351
93	1 Lap	1:58.868
13	32.714	1:41.996
32	33.296	1:43.018
14	43.366	1:44.021
96	48.228	1:44.552
1	48.541	1:35.148
26	51.076	1:35.664
75	2 Laps	1:41.416
66	1:14.548	1:47.635
566	1:18.063	1:50.775
56	1:20.523	1:47.962

LAP 7 @ 09:36:24.459

NO	BEHIND	LAP TIME
85		1:37.425
81	1.217	1:38.245
70	1 Lap	1:47.223
46	1 Lap	1:54.242
13	35.645	1:40.356

32	39.540	1:43.669
8	1 Lap	2:03.203
93	1 Lap	1:55.803
1	46.207	1:35.091
26	48.401	1:34.750
14	49.096	1:43.155
96	53.370	1:42.567
75	2 Laps	1:39.044
66	1:24.996	1:47.873
566	1:27.179	1:46.541
56	1:28.614	1:45.516

LAP 8 @ 09:38:00.845

NO	BEHIND	LAP TIME
85		1:36.386
81	0.415	1:35.584
70	1 Lap	1:44.945
46	1 Lap	1:50.030
13	40.271	1:41.012
1	43.981	1:34.160
32	44.451	1:41.297
26	45.716	1:33.701
14	55.752	1:43.042
96	1:00.262	1:43.278
93	1 Lap	1:59.715
8	1 Lap	2:01.296
75	2 Laps	1:37.610

LAP 9 @ 09:39:37.287

NO	BEHIND	LAP TIME
85		1:36.442
566	1 Lap	1:47.920
56	1 Lap	1:47.124
81	3.271	1:39.298
70	1 Lap	1:47.912
46	1 Lap	1:51.664
1	42.523	1:34.984
26	43.632	1:34.358
13	47.056	1:43.227
32	48.874	1:40.865
14	1:02.405	1:43.095
96	1:07.234	1:43.414
75	2 Laps	1:38.203
93	1 Lap	1:53.492
8	1 Lap	2:01.076

LAP 10 @ 09:41:14.851

NO	BEHIND	LAP TIME
85		1:37.564
56	1 Lap	1:47.148
566	1 Lap	1:49.560
70	1 Lap	1:50.206
1	39.260	1:34.301
26	39.823	1:33.755
46	1 Lap	1:51.013
13	49.461	1:39.969
32	52.960	1:41.650
14	1:09.571	1:44.730
96	1:13.187	1:43.517
75	2 Laps	1:36.604
93	1 Lap	1:54.125

BMCR - MRO Championships 2022 - Rnd 8 @ Donington Park National

Illuminate Design 250MZs & Blue Haze GPF

RACE 1 - SECTOR ANALYSIS



SECTOR 1 = FL to I1, SECTOR 2 = I1 to FL, DIFF = Difference To Personal Best Lap, P = Crossed Finish Line in Pit Lane, D = Time Disallowed

P1 85 Andrew WALES		MZ ETZ 250 - Illuminated Design LTD				
IDEAL LAP TIME : 1:35.640		BEST LAP TIME : 1:36.363		DIFFERENCE : 0.723		
LAP	SECTOR 1	SECTOR 2	LAP TIME	MPH	DIFF	TIME OF DAY
1 -		34.073	1:41.819	69.97	5.456	09:26:42.703
2 -	1:02.736	34.283	1:37.019	73.43	0.656	09:28:19.722
3 -	1:02.435	34.139	1:36.574	73.77	0.211	09:29:56.296
4 -	1:03.819	34.148	1:37.967	72.72	1.604	09:31:34.263
5 -	1:02.736	33.672	1:36.408 (3)	73.90	0.045	09:33:10.671
6 -	1:02.512	33.851	1:36.363 (1)	73.93		09:34:47.034
7 -	1:03.561	33.864	1:37.425	73.12	1.062	09:36:24.459
8 -	1:02.947	33.439	1:36.386 (2)	73.91	0.023	09:38:00.845
9 -	1:02.201	34.241	1:36.442	73.87	0.079	09:39:37.287
10 -	1:02.626	34.938	1:37.564	73.02	1.201	09:41:14.851

P2 1 GPF David ABRAHAM		Suzuki RG570 - Cambridge Motorcycles				
IDEAL LAP TIME : 1:34.160		BEST LAP TIME : 1:34.160		DIFFERENCE : 0.000		
LAP	SECTOR 1	SECTOR 2	LAP TIME	MPH	DIFF	TIME OF DAY
1 -		33.363	2:30.110	47.46	55.950	09:27:30.994
2 -	1:02.430	36.624	1:39.054	71.92	4.894	09:29:10.048
3 -	1:04.866	33.277	1:38.143	72.59	3.983	09:30:48.191
4 -	1:02.759	33.692	1:36.451	73.86	2.291	09:32:24.642
5 -	1:02.132	33.653	1:35.785	74.38	1.625	09:34:00.427
6 -	1:02.210	32.938	1:35.148	74.87	0.988	09:35:35.575
7 -	1:02.133	32.958	1:35.091	74.92	0.931	09:37:10.666
8 -	1:01.875	32.285	1:34.160 (1)	75.66		09:38:44.826
9 -	1:02.050	32.934	1:34.984 (3)	75.00	0.824	09:40:19.810
10 -	1:01.936	32.365	1:34.301 (2)	75.55	0.141	09:41:54.111

P3 26 GPF Damian LEE		Yamaha TZR250 - Leed Autos				
IDEAL LAP TIME : 1:33.623		BEST LAP TIME : 1:33.701		DIFFERENCE : 0.078		
LAP	SECTOR 1	SECTOR 2	LAP TIME	MPH	DIFF	TIME OF DAY
1 -		33.995	2:33.046	46.55	59.345	09:27:33.930
2 -	1:04.085	34.883	1:38.968	71.98	5.267	09:29:12.898
3 -	1:03.559	33.285	1:36.844	73.56	3.143	09:30:49.742
4 -	1:02.487	35.155	1:37.642	72.96	3.941	09:32:27.384
5 -	1:01.926	33.136	1:35.062	74.94	1.361	09:34:02.446
6 -	1:02.769	32.895	1:35.664	74.47	1.963	09:35:38.110
7 -	1:01.496	33.254	1:34.750	75.19	1.049	09:37:12.860
8 -	1:01.254	32.447	1:33.701 (1)	76.03		09:38:46.561
9 -	1:01.460	32.898	1:34.358 (3)	75.50	0.657	09:40:20.919
10 -	1:01.176	32.579	1:33.755 (2)	75.99	0.054	09:41:54.674

P4 13 R Gordon RYAN		MZ ETZ250 - Prism Work Psychology				
IDEAL LAP TIME : 1:39.726		BEST LAP TIME : 1:39.969		DIFFERENCE : 0.243		
LAP	SECTOR 1	SECTOR 2	LAP TIME	MPH	DIFF	TIME OF DAY
1 -		35.021	1:47.265	66.42	7.296	09:26:48.149
2 -	1:04.705	38.256	1:42.961	69.19	2.992	09:28:31.110
3 -	1:07.033	36.517	1:43.550	68.80	3.581	09:30:14.660
4 -	1:05.797	35.879	1:41.676	70.07	1.707	09:31:56.336
5 -	1:05.493	35.923	1:41.416	70.25	1.447	09:33:37.752
6 -	1:06.783	35.213	1:41.996	69.85	2.027	09:35:19.748
7 -	1:05.083	35.273	1:40.356 (2)	70.99	0.387	09:37:00.104
8 -	1:05.734	35.278	1:41.012 (3)	70.53	1.043	09:38:41.116
9 -	1:07.167	36.060	1:43.227	69.01	3.258	09:40:24.343
10 -	1:04.780	35.189	1:39.969 (1)	71.26		09:42:04.312

BMCRC - MRO Championships 2022 - Rnd 8 @ Donington Park National

Illuminate Design 250MZs & Blue Haze GPF

RACE 1 - SECTOR ANALYSIS



SECTOR 1 = FL to I1, SECTOR 2 = I1 to FL, DIFF = Difference To Personal Best Lap, P = Crossed Finish Line in Pit Lane, D = Time Disallowed

P5 32		John ASHMEAD		MZ ETZ250 -		
IDEAL LAP TIME : 1:40.364		BEST LAP TIME : 1:40.865		DIFFERENCE : 0.501		
LAP	SECTOR 1	SECTOR 2	LAP TIME	MPH	DIFF	TIME OF DAY
1 -		35.232	1:46.327	67.00	5.462	09:26:47.211
2 -	1:05.282	37.048	1:42.330	69.62	1.465	09:28:29.541
3 -	1:07.418	35.874	1:43.292	68.97	2.427	09:30:12.833
4 -	1:07.223	35.608	1:42.831	69.28	1.966	09:31:55.664
5 -	1:05.961	35.687	1:41.648 (3)	70.09	0.783	09:33:37.312
6 -	1:07.700	35.318	1:43.018	69.15	2.153	09:35:20.330
7 -	1:06.273	37.396	1:43.669	68.72	2.804	09:37:03.999
8 -	1:06.215	35.082	1:41.297 (2)	70.33	0.432	09:38:45.296
9 -	1:05.623	35.242	1:40.865 (1)	70.63		09:40:26.161
10 -	1:05.846	35.804	1:41.650	70.08	0.785	09:42:07.811

P6 14		Andy MARKS		MZ ETZ250 - Kingpin Components		
IDEAL LAP TIME : 1:41.896		BEST LAP TIME : 1:43.042		DIFFERENCE : 1.146		
LAP	SECTOR 1	SECTOR 2	LAP TIME	MPH	DIFF	TIME OF DAY
1 -		36.042	1:48.705	65.54	5.663	09:26:49.589
2 -	1:05.854	37.929	1:43.783	68.64	0.741	09:28:33.372
3 -	1:07.770	36.460	1:44.230	68.35	1.188	09:30:17.602
4 -	1:07.339	36.461	1:43.800	68.63	0.758	09:32:01.402
5 -	1:07.908	37.069	1:44.977	67.86	1.935	09:33:46.379
6 -	1:07.317	36.704	1:44.021	68.49	0.979	09:35:30.400
7 -	1:06.524	36.631	1:43.155 (3)	69.06	0.113	09:37:13.555
8 -	1:06.649	36.393	1:43.042 (1)	69.14		09:38:56.597
9 -	1:06.251	36.844	1:43.095 (2)	69.10	0.053	09:40:39.692
10 -	1:08.003	36.727	1:44.730	68.02	1.688	09:42:24.422

P7 96		Chris KENT		MZ ETZ250 - Blackwell Mill Cycle Hire		
IDEAL LAP TIME : 1:42.092		BEST LAP TIME : 1:42.567		DIFFERENCE : 0.475		
LAP	SECTOR 1	SECTOR 2	LAP TIME	MPH	DIFF	TIME OF DAY
1 -		38.163	1:50.921	64.23	8.354	09:26:51.805
2 -	1:07.696	37.129	1:44.825	67.96	2.258	09:28:36.630
3 -	1:08.039	36.745	1:44.784	67.99	2.217	09:30:21.414
4 -	1:07.861	36.971	1:44.832	67.96	2.265	09:32:06.246
5 -	1:07.876	36.588	1:44.464	68.20	1.897	09:33:50.710
6 -	1:08.278	36.274	1:44.552	68.14	1.985	09:35:35.262
7 -	1:06.995	35.572	1:42.567 (1)	69.46		09:37:17.829
8 -	1:06.856	36.422	1:43.278 (2)	68.98	0.711	09:39:01.107
9 -	1:06.520	36.894	1:43.414 (3)	68.89	0.847	09:40:44.521
10 -	1:07.497	36.020	1:43.517	68.82	0.950	09:42:28.038

P8 56		Russell TURNER		MZ ETZ250 - TT Racing		
IDEAL LAP TIME : 1:45.325		BEST LAP TIME : 1:45.516		DIFFERENCE : 0.191		
LAP	SECTOR 1	SECTOR 2	LAP TIME	MPH	DIFF	TIME OF DAY
1 -		38.239	1:53.216	62.92	7.700	09:26:54.100
2 -	1:11.393	40.529	1:51.922	63.65	6.406	09:28:46.022
3 -	1:14.291	38.587	1:52.878	63.11	7.362	09:30:38.900
4 -	1:09.165	40.198	1:49.363	65.14	3.847	09:32:28.263
5 -	1:12.771	38.561	1:51.332	63.99	5.816	09:34:19.595
6 -	1:10.274	37.688	1:47.962	65.99	2.446	09:36:07.557
7 -	1:08.182	37.334	1:45.516 (1)	67.52		09:37:53.073
8 -	1:07.991	39.133	1:47.124 (2)	66.50	1.608	09:39:40.197
9 -	1:08.896	38.252	1:47.148 (3)	66.49	1.632	09:41:27.345

BMCR - MRO Championships 2022 - Rnd 8 @ Donington Park National

Illuminate Design 250MZs & Blue Haze GPF

RACE 1 - SECTOR ANALYSIS



SECTOR 1 = FL to I1, SECTOR 2 = I1 to FL, DIFF = Difference To Personal Best Lap, P = Crossed Finish Line in Pit Lane, D = Time Disallowed

P9 566		Michael WILBY		MZ ETZ250 - Sziler UK		
IDEAL LAP TIME : 1:46.055		BEST LAP TIME : 1:46.402		DIFFERENCE : 0.347		
LAP	SECTOR 1	SECTOR 2	LAP TIME	MPH	DIFF	TIME OF DAY
1 -		38.501	1:55.651	61.60	9.249	09:26:56.535
2 -	1:09.974	40.330	1:50.304	64.59	3.902	09:28:46.839
3 -	1:13.004	38.880	1:51.884	63.67	5.482	09:30:38.723
4 -	1:10.200	38.997	1:49.197	65.24	2.795	09:32:27.920
5 -	1:08.768	37.634	1:46.402 (1)	66.95		09:34:14.322
6 -	1:10.804	39.971	1:50.775	64.31	4.373	09:36:05.097
7 -	1:09.251	37.290	1:46.541 (2)	66.87	0.139	09:37:51.638
8 -	1:08.765	39.155	1:47.920 (3)	66.01	1.518	09:39:39.558
9 -	1:10.183	39.377	1:49.560	65.02	3.158	09:41:29.118

P10 70 GPF		Andrew BURSCOUGH		Yamaha YPVS 350 - Apollo/Merlin/Abbey/Martitanium		
IDEAL LAP TIME : 1:42.531		BEST LAP TIME : 1:44.188		DIFFERENCE : 1.657		
LAP	SECTOR 1	SECTOR 2	LAP TIME	MPH	DIFF	TIME OF DAY
1 -		35.532	2:35.860	45.71	51.672	09:27:36.744
2 -	1:06.999	37.189	1:44.188 (1)	68.38		09:29:20.932
3 -	1:09.327	36.982	1:46.309 (3)	67.01	2.121	09:31:07.241
4 -	1:09.503	36.827	1:46.330	67.00	2.142	09:32:53.571
5 -	1:08.667	38.134	1:46.801	66.70	2.613	09:34:40.372
6 -	1:11.005	36.218	1:47.223	66.44	3.035	09:36:27.595
7 -	1:07.795	37.150	1:44.945 (2)	67.88	0.757	09:38:12.540
8 -	1:09.676	38.236	1:47.912	66.02	3.724	09:40:00.452
9 -	1:11.504	38.702	1:50.206	64.64	6.018	09:41:50.658

P11 46		Steve BRIGDEN		MZ ETZ250 - Christie & Kat		
IDEAL LAP TIME : 1:50.030		BEST LAP TIME : 1:50.030		DIFFERENCE : 0.000		
LAP	SECTOR 1	SECTOR 2	LAP TIME	MPH	DIFF	TIME OF DAY
1 -		39.407	2:00.487	59.13	10.457	09:27:01.371
2 -	1:14.567	41.421	1:55.988	61.42	5.958	09:28:57.359
3 -	1:16.104	38.959	1:55.063	61.91	5.033	09:30:52.422
4 -	1:13.917	38.689	1:52.606	63.27	2.576	09:32:45.028
5 -	1:12.959	38.542	1:51.501 (3)	63.89	1.471	09:34:36.529
6 -	1:15.219	39.023	1:54.242	62.36	4.212	09:36:30.771
7 -	1:11.838	38.192	1:50.030 (1)	64.75		09:38:20.801
8 -	1:12.272	39.392	1:51.664	63.80	1.634	09:40:12.465
9 -	1:12.465	38.548	1:51.013 (2)	64.17	0.983	09:42:03.478

P12 93 R		Greg HARPER		MZ ETZ250 - Illuminate Design		
IDEAL LAP TIME : 1:52.970		BEST LAP TIME : 1:53.492		DIFFERENCE : 0.522		
LAP	SECTOR 1	SECTOR 2	LAP TIME	MPH	DIFF	TIME OF DAY
1 -		41.944	2:09.573	54.98	16.081	09:27:10.457
2 -	1:18.815	41.826	2:00.641	59.05	7.149	09:29:11.098
3 -	1:17.758	41.295	1:59.053	59.84	5.561	09:31:10.151
4 -	1:17.314	42.322	1:59.636	59.55	6.144	09:33:09.787
5 -	1:17.458	41.410	1:58.868	59.93	5.376	09:35:08.655
6 -	1:16.302	39.501	1:55.803 (3)	61.52	2.311	09:37:04.458
7 -	1:18.796	40.919	1:59.715	59.51	6.223	09:39:04.173
8 -	1:14.854	38.638	1:53.492 (1)	62.77		09:40:57.665
9 -	1:14.332	39.793	1:54.125 (2)	62.42	0.633	09:42:51.790

BMCRC - MRO Championships 2022 - Rnd 8 @ Donington Park National

Illuminate Design 250MZs & Blue Haze GPF

RACE 1 - SECTOR ANALYSIS



SECTOR 1 = FL to I1, SECTOR 2 = I1 to FL, DIFF = Difference To Personal Best Lap, P = Crossed Finish Line in Pit Lane, D = Time Disallowed

P13 75		Peter WOODALL		MZ ETZ250 - Online Lubricants			
IDEAL LAP TIME : 1:36.604		BEST LAP TIME : 1:36.604		DIFFERENCE : 0.000			
LAP	SECTOR 1	SECTOR 2	LAP TIME	MPH	DIFF	TIME OF DAY	
1 -		IN PIT	1:55.066	P 61.91	18.462	09:26:55.950	
2 -	OUTLAP	37.474	5:33.966	21.33	3:57.362	09:32:29.916	
3 -	1:09.162	36.174	1:45.336	67.63	8.732	09:34:15.252	
4 -	1:06.265	35.151	1:41.416	70.25	4.812	09:35:56.668	
5 -	1:04.471	34.573	1:39.044	71.93	2.440	09:37:35.712	
6 -	1:03.427	34.183	1:37.610	(2) 72.99	1.006	09:39:13.322	
7 -	1:03.597	34.606	1:38.203	(3) 72.55	1.599	09:40:51.525	
8 -	1:02.767	33.837	1:36.604	(1) 73.75		09:42:28.129	

P14 81		Scott GRANT		MZ ETZ250 - Howard The Husky & Sports Bike Shop Harlow			
IDEAL LAP TIME : 1:35.506		BEST LAP TIME : 1:35.584		DIFFERENCE : 0.078			
LAP	SECTOR 1	SECTOR 2	LAP TIME	MPH	DIFF	TIME OF DAY	
1 -	OUTLAP	34.533	1:41.731	70.03	6.147	09:26:42.615	
2 -	1:03.021	33.882	1:36.903	73.52	1.319	09:28:19.518	
3 -	1:02.189	34.465	1:36.654	(2) 73.71	1.070	09:29:56.172	
4 -	1:03.414	34.223	1:37.637	72.97	2.053	09:31:33.809	
5 -	1:02.640	34.112	1:36.752	(3) 73.63	1.168	09:33:10.561	
6 -	1:02.993	33.877	1:36.870	73.54	1.286	09:34:47.431	
7 -	1:03.920	34.325	1:38.245	72.51	2.661	09:36:25.676	
8 -	1:02.247	33.337	1:35.584	(1) 74.53		09:38:01.260	
9 -	1:02.169	37.129	1:39.298	71.75	3.714	09:39:40.558	

P15 8 R		Rich ASKEW		MZ ETZ250 - L+R construction			
IDEAL LAP TIME : 1:56.554		BEST LAP TIME : 1:56.613		DIFFERENCE : 0.059			
LAP	SECTOR 1	SECTOR 2	LAP TIME	MPH	DIFF	TIME OF DAY	
1 -		42.168	2:06.536	56.30	9.923	09:27:07.420	
2 -	1:17.328	42.199	1:59.527	(3) 59.60	2.914	09:29:06.947	
3 -	1:16.153	40.826	1:56.979	(2) 60.90	0.366	09:31:03.926	
4 -	1:15.728	40.885	1:56.613	(1) 61.09		09:33:00.539	
5 -	1:15.902	44.449	2:00.351	59.19	3.738	09:35:00.890	
6 -	1:20.739	42.464	2:03.203	57.82	6.590	09:37:04.093	
7 -	1:18.878	42.418	2:01.296	58.73	4.683	09:39:05.389	
8 -	1:18.500	42.576	2:01.076	58.84	4.463	09:41:06.465	

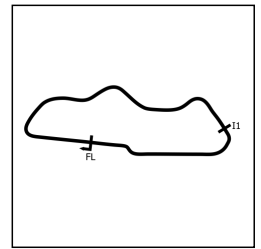
P16 66 R		Graeme LEWIS		MZ ETZ250 -			
IDEAL LAP TIME :		BEST LAP TIME : 1:46.951		DIFFERENCE :			
LAP	SECTOR 1	SECTOR 2	LAP TIME	MPH	DIFF	TIME OF DAY	
1 -			1:54.883	62.01	7.932	09:26:55.767	
2 -			1:49.612	64.99	2.661	09:28:45.379	
3 -			1:53.204	62.93	6.253	09:30:38.583	
4 -			1:48.413	65.71	1.462	09:32:26.996	
5 -			1:46.951	(1) 66.61		09:34:13.947	
6 -			1:47.635	(2) 66.19	0.684	09:36:01.582	
7 -			1:47.873	(3) 66.04	0.922	09:37:49.455	

P17 9		Gary HOWLETT		MZ TS250 - HS Racing			
IDEAL LAP TIME : 1:40.910		BEST LAP TIME : 1:41.086		DIFFERENCE : 0.176			
LAP	SECTOR 1	SECTOR 2	LAP TIME	MPH	DIFF	TIME OF DAY	
1 -		37.172	1:49.939	64.80	8.853	09:26:50.823	
2 -	1:05.375	36.539	1:41.914	69.90	0.828	09:28:32.737	
3 -	1:04.983	36.294	1:41.277	(3) 70.34	0.191	09:30:14.014	
4 -	1:05.167	35.984	1:41.151	(2) 70.43	0.065	09:31:55.165	
5 -	1:05.159	35.927	1:41.086	(1) 70.48		09:33:36.251	

BMCRC - MRO Championships 2022 - Rnd 8 @ Donington Park National

Illuminate Design 250MZs & Blue Haze GPF

RACE 1 - SECTOR ANALYSIS



SECTOR 1 = FL to I1, SECTOR 2 = I1 to FL, DIFF = Difference To Personal Best Lap, P = Crossed Finish Line in Pit Lane, D = Time Disallowed

P18	565	Louis KERSHAW		MZ ETZ250 -		
IDEAL LAP TIME : 1:40.174		BEST LAP TIME : 1:42.168		DIFFERENCE : 1.994		
LAP	SECTOR 1	SECTOR 2	LAP TIME	MPH	DIFF	TIME OF DAY
1 -		35.025	1:45.320	67.64	3.152	09:26:46.204
2 -	1:05.149	37.019	1:42.168 (1)	69.73		09:28:28.372
P19	110 GPF	Mark HAIGH		Aprilia RS250 - Chesterfield CarClinic/The Tuning Works		
IDEAL LAP TIME : 1:56.457		BEST LAP TIME : 1:58.047		DIFFERENCE : 1.590		
LAP	SECTOR 1	SECTOR 2	LAP TIME	MPH	DIFF	TIME OF DAY
1 -		38.978	2:46.102	42.89	48.055	09:27:46.986
2 -	1:17.479	40.568	1:58.047 (1)	60.35		09:29:45.033
P20	69	Alexander MANN		MZ TS 250 - HS RACING		
IDEAL LAP TIME : 1:40.731		BEST LAP TIME :		DIFFERENCE :		
LAP	SECTOR 1	SECTOR 2	LAP TIME	MPH	DIFF	TIME OF DAY
1 -		35.115	1:43.348	68.93		09:26:44.232
P21	95	Christopher ROGERS		MZ ETZ250 - CB Racing		
IDEAL LAP TIME : 1:39.631		BEST LAP TIME :		DIFFERENCE :		
LAP	SECTOR 1	SECTOR 2	LAP TIME	MPH	DIFF	TIME OF DAY
1 -		35.090	1:45.748	67.37		09:26:46.632
P22	36	Joe BALDRY		MZ ETZ250 - Chilton Motors		
IDEAL LAP TIME :		BEST LAP TIME :		DIFFERENCE :		
LAP	SECTOR 1	SECTOR 2	LAP TIME	MPH	DIFF	TIME OF DAY
1 -	OUTLAP	IN PIT	1:57.570 P	60.59		09:26:58.454

BMCRC - MRO Championships 2022 - Rnd 8 @ Donington Park National

Illuminate Design 250MZs & Blue Haze GPF

RACE 1 - BEST SECTORS

SECTOR 1			SECTOR 2			IDEAL / BEST COMPARISON						
POS	NO	NAME	TIME	NO	NAME	TIME	POS	NO	NAME	IDEAL	BEST	DIFF
									PERFECT LAP	1:33.461		
1	26	LEE	1:01.176	1	ABRAHAM	32.285	1	26	LEE	1:33.623	1:33.701	0.078
2	1	ABRAHAM	1:01.875	26	LEE	32.447	2	1	ABRAHAM	1:34.160	1:34.160	0.000
3	81	GRANT	1:02.169	81	GRANT	33.337	3	81	GRANT	1:35.506	1:35.584	0.078
4	85	WALES	1:02.201	85	WALES	33.439	4	85	WALES	1:35.640	1:36.363	0.723
5	75	WOODALL	1:02.767	75	WOODALL	33.837	5	75	WOODALL	1:36.604	1:36.604	0.000
6	95	ROGERS	1:04.541	13	RYAN	35.021	6	95	ROGERS	1:39.631		
7	13	RYAN	1:04.705	565	KERSHAW	35.025	7	13	RYAN	1:39.726	1:39.969	0.243
8	9	HOWLETT	1:04.983	32	ASHMEAD	35.082	8	565	KERSHAW	1:40.174	1:42.168	1.994
9	565	KERSHAW	1:05.149	95	ROGERS	35.090	9	32	ASHMEAD	1:40.364	1:40.865	0.501
10	32	ASHMEAD	1:05.282	69	MANN	35.115	10	69	MANN	1:40.731		
11	69	MANN	1:05.616	70	BURSCOUGH	35.532	11	9	HOWLETT	1:40.910	1:41.086	0.176
12	14	MARKS	1:05.854	96	KENT	35.572	12	14	MARKS	1:41.896	1:43.042	1.146
13	96	KENT	1:06.520	9	HOWLETT	35.927	13	96	KENT	1:42.092	1:42.567	0.475
14	70	BURSCOUGH	1:06.999	14	MARKS	36.042	14	70	BURSCOUGH	1:42.531	1:44.188	1.657
15	56	TURNER	1:07.991	566	WILBY	37.290	15	56	TURNER	1:45.325	1:45.516	0.191
16	566	WILBY	1:08.765	56	TURNER	37.334	16	566	WILBY	1:46.055	1:46.402	0.347
17	46	BRIGDEN	1:11.838	46	BRIGDEN	38.192	17	46	BRIGDEN	1:50.030	1:50.030	0.000
18	93	HARPER	1:14.332	93	HARPER	38.638	18	93	HARPER	1:52.970	1:53.492	0.522
19	8	ASKEW	1:15.728	110	HAIGH	38.978	19	110	HAIGH	1:56.457	1:58.047	1.590
20	110	HAIGH	1:17.479	8	ASKEW	40.826	20	8	ASKEW	1:56.554	1:56.613	0.059
21							21	66	LEWIS		1:46.951	
22							22	36	BALDRY			
23												

BMCRC - MRO Championships 2022 - Rnd 8 @ Donington Park National

Illuminate Design 250MZs & Blue Haze GPF

RACE 1 - STATISTICS

Competitors Started	23
Planned Start	2022-09-04 @ 09:15:00.000
Actual Start	2022-09-04 @ 09:25:00.883
Finish Time	2022-09-04 @ 09:41:14.850
Track Length	1.9790mi.
Total Laps	159
Total Distance Covered	314.6716mi.

Session Fastest Lap History

NO	CL	NAME	LAP TIME	TIME OF DAY	LAP	VEHICLE
81		Scott GRANT	1:36.903	09:28:19.540	2	MZ ETZ250
81		Scott GRANT	1:36.654	09:29:56.195	3	MZ ETZ250
85		Andrew WALES	1:36.574	09:29:56.317	3	MZ ETZ 250
1	GPF	David ABRAHAM	1:36.451	09:32:24.642	4	Suzuki RG570
85		Andrew WALES	1:36.408	09:33:10.692	5	MZ ETZ 250
1	GPF	David ABRAHAM	1:35.785	09:34:00.426	5	Suzuki RG570
26	GPF	Damian LEE	1:35.062	09:34:02.446	5	Yamaha TZR250
26	GPF	Damian LEE	1:34.750	09:37:12.863	7	Yamaha TZR250
1	GPF	David ABRAHAM	1:34.160	09:38:44.826	8	Suzuki RG570
26	GPF	Damian LEE	1:33.701	09:38:46.559	8	Yamaha TZR250

Session Leader History

NO	CL	NAME	FROM LAP	LAPS LED	DISTANCE	VEHICLE
81		Scott GRANT	1	5	9.85 miles	MZ ETZ250
85		Andrew WALES	6	5	9.89 miles	MZ ETZ 250

Flag History

TYPE	TIME OF DAY
GREEN	09:25:00.883
FINISH	09:41:14.850

Flag Statistics

TYPE	COUNT	TOTAL LAPS	TOTAL TIME
Green	1	10	18:39.206
Red	0	0	0.000
Safety Car	0	0	0.000
FCY	0	0	0.000

BMCRC - MRO Championships 2022 - Rnd 8 @ Donington Park National

Illuminate Design 250MZs & Blue Haze GPF

RACE 1 - STATISTICS

CLASS :

14 Starters

Fastest Lap History

NO	NAME	LAP TIME	TIME OF DAY	LAP	VEHICLE
81	Scott GRANT	1:36.903	09:28:19.540	2	MZ ETZ250
81	Scott GRANT	1:36.654	09:29:56.195	3	MZ ETZ250
85	Andrew WALES	1:36.574	09:29:56.317	3	MZ ETZ 250
85	Andrew WALES	1:36.408	09:33:10.692	5	MZ ETZ 250
85	Andrew WALES	1:36.363	09:34:47.055	6	MZ ETZ 250
81	Scott GRANT	1:35.584	09:38:01.283	8	MZ ETZ250

Leader History

NO	NAME	FROM LAP	LAPS LED	DISTANCE	VEHICLE
81	Scott GRANT	1	5	9.85 miles	MZ ETZ250
85	Andrew WALES	6	5	9.89 miles	MZ ETZ 250

BMCRC - MRO Championships 2022 - Rnd 8 @ Donington Park National

Illuminate Design 250MZs & Blue Haze GPF

RACE 1 - STATISTICS

CLASS : R

4 Starters

Fastest Lap History

NO	NAME	LAP TIME	TIME OF DAY	LAP	VEHICLE
13	Gordon RYAN	1:42.961	09:28:31.135	2	MZ ETZ250
13	Gordon RYAN	1:41.676	09:31:56.358	4	MZ ETZ250
13	Gordon RYAN	1:41.416	09:33:37.774	5	MZ ETZ250
13	Gordon RYAN	1:40.356	09:37:00.127	7	MZ ETZ250
13	Gordon RYAN	1:39.969	09:42:04.334	10	MZ ETZ250

Leader History

NO	NAME	FROM LAP	LAPS LED	DISTANCE	VEHICLE
13	Gordon RYAN	1	10	19.75 miles	MZ ETZ250

BMCRC - MRO Championships 2022 - Rnd 8 @ Donington Park National

Illuminate Design 250MZs & Blue Haze GPF

RACE 1 - STATISTICS

CLASS : GPF

5 Starters

Fastest Lap History

NO	NAME	LAP TIME	TIME OF DAY	LAP	VEHICLE
1	David ABRAHAM	1:39.054	09:29:10.048	2	Suzuki RG570
26	Damian LEE	1:38.968	09:29:12.898	2	Yamaha TZR250
1	David ABRAHAM	1:38.143	09:30:48.193	3	Suzuki RG570
26	Damian LEE	1:36.844	09:30:49.740	3	Yamaha TZR250
1	David ABRAHAM	1:36.451	09:32:24.642	4	Suzuki RG570
1	David ABRAHAM	1:35.785	09:34:00.426	5	Suzuki RG570
26	Damian LEE	1:35.062	09:34:02.446	5	Yamaha TZR250
26	Damian LEE	1:34.750	09:37:12.863	7	Yamaha TZR250
1	David ABRAHAM	1:34.160	09:38:44.826	8	Suzuki RG570
26	Damian LEE	1:33.701	09:38:46.559	8	Yamaha TZR250

Leader History

NO	NAME	FROM LAP	LAPS LED	DISTANCE	VEHICLE
1	David ABRAHAM	1	10	19.75 miles	Suzuki RG570

BMCRC - MRO Championships 2022 - Rnd 8 @ Donington Park National

Illuminate Design 250MZs & Blue Haze GPF



RACE 11 - GRID (10 Laps)

ROW 12	36 57 Zak PERRIN	35 707 Alex SYMON	34 99 Paul FIRTH
ROW 11	33 169 Mark ELLERAY	32 42 Alan WOOD	31 4 James SEATH
ROW 10	30 142 Martin PEARSON	29 155 Richard LAMBOURNE	28 110 Mark HAIGH 1:58.047
ROW 9	27 70 Andrew BURSCOUGH 1:44.188	26 1 David ABRAHAM 1:34.160	25 26 Damian LEE 1:33.701
ROW 8	24	23	22
ROW 7	21 38 Konrad BREESE	20 22 Simon FINCH	19 24 Tony PARKER
ROW 6	18 8 Rich ASKEW 1:56.613	17 93 Greg HARPER 1:53.492	16 36 Joe BALDRY
ROW 5	15 46 Steve BRIGDEN 1:50.030	14 66 Graeme LEWIS 1:46.951	13 566 Michael WILBY 1:46.402
ROW 4	12 56 Russell TURNER 1:45.516	11 14 Andy MARKS 1:43.042	10 95 Christopher ROGERS
ROW 3	9 96 Chris KENT 1:42.567	8 69 Alexander MANN	7 565 Louis KERSHAW 1:42.168
ROW 2	6 9 Gary HOWLETT 1:41.086	5 32 John ASHMEAD 1:40.865	4 13 Gordon RYAN 1:39.969
ROW 1	3 75 Peter WOODALL 1:36.604	2 85 Andrew WALES 1:36.363	1 81 Scott GRANT 1:35.584
Pole			

Donington Park National: 1.9790 miles

These results are provisional until the conclusion of any judicial and technical matters.

Clerk Of Course :	Stewards :	Timekeeper : <i>Craig Smith</i>
-------------------	------------	------------------------------------

Results can be found at www.tsl-timing.com

Printed - 09:50 Sunday, 04 September 2022



BMCRC - MRO Championships 2022 - Rnd 8 @ Donington Park National

Illuminate Design 250MZs & Blue Haze GPF



RACE 11 - CLASSIFICATION

POS	NO	CL	PIC NAME	ENTRY	LAPS	TIME	GAP	DIFF	MPH	BEST	ON
1	707	GPF	1 Alex SYMON	Suzuki RG500 - MCW	10	14:03.089			84.34	1:17.307	7
2	155	GPF	2 Richard LAMBOURNE	Suzuki RG500 - D and A Lambourne	10	14:24.532	21.443	21.443	82.25	1:18.961	2
3	1	GPF	3 David ABRAHAM	Suzuki RG570 - Cambridge Motorcycles	10	14:34.566	31.477	10.034	81.30	1:20.563	2
4	81		1 Scott GRANT	MZ ETZ250 - Howard The Husky & Sports Bike Shop	10	14:50.700	47.611	16.134	79.83	1:27.948	10
5	85		2 Andrew WALES	MZ ETZ 250 - Illuminated Design LTD	10	14:51.229	48.140	0.529	79.78	1:27.872	7
6	69		3 Alexander MANN	MZ TS 250 - HS RACING	10	14:51.639	48.550	0.410	79.75	1:27.650	5
7	42	GPF	4 Alan WOOD	Suzuki RGV250 - J.Clubb Aggregates & Concrete	10	14:58.481	55.392	6.842	79.14	1:22.982	10
8	70	GPF	5 Andrew BURSCOUGH	Yamaha YPVS 350 - Apollo/Merlin/Abbey/Martaniur	10	14:59.232	56.143	0.751	79.07	1:23.708	10
9	95		4 Christopher ROGERS	MZ ETZ250 - CB Racing	10	15:01.953	58.864	2.721	78.83	1:28.784	4
10	26	GPF	6 Damian LEE	Yamaha TZR250 - Leed Autos	10	15:15.523	1:12.434	13.570	77.67	1:24.588	8
11	75		5 Peter WOODALL	MZ ETZ250 - Online Lubricants	10	15:18.192	1:15.103	2.669	77.44	1:29.704	9
12	96		6 Chris KENT	MZ ETZ250 - Blackwell Mill Cycle Hire	10	15:18.239	1:15.150	0.047	77.44	1:30.435	8
13	9		7 Gary HOWLETT	MZ TS250 - HS Racing	10	15:18.683	1:15.594	0.444	77.40	1:30.063	10
14	565		8 Louis KERSHAW	MZ ETZ250 -	10	15:18.779	1:15.690	0.096	77.39	1:29.910	10
15	32		9 John ASHMEAD	MZ ETZ250 -	10	15:25.343	1:22.254	6.564	76.84	1:30.882	6
16	142	GPF	7 Martin PEARSON	Yamaha TZR250 -	9	14:12.893	1 Lap	1 Lap	75.02	1:27.261	2
17	14		10 Andy MARKS	MZ ETZ250 - Kingpin Components	9	14:14.614	1 Lap	1.721	74.87	1:33.159	8
18	13	R	1 Gordon RYAN	MZ ETZ250 - Prism Work Psychology	9	14:14.772	1 Lap	0.158	74.85	1:33.051	8
19	56		11 Russell TURNER	MZ ETZ250 - TT Racing	9	14:23.491	1 Lap	8.719	74.10	1:34.458	2
20	36*		12 Joe BALDRY	MZ ETZ250 - Chilton Motors	9	14:24.955	1 Lap	1.464	73.97	1:33.507	3
21	66	R	2 Graeme LEWIS	MZ ETZ250 -	9	14:49.780	1 Lap	24.825	71.91	1:37.640	8
22	566		13 Michael WILBY	MZ ETZ250 - Sziler UK	9	14:53.143	1 Lap	3.363	71.64	1:37.694	2
23	8	R	3 Rich ASKEW	MZ ETZ250 - L+R construction	9	15:03.686	1 Lap	10.543	70.80	1:37.789	8
24	46		14 Steve BRIGDEN	MZ ETZ250 - Christie & Kat	9	15:03.814	1 Lap	0.128	70.79	1:37.741	8
25	99	GPF	8 Paul FIRTH	Yamaha TZR250 - Joanne Porter	9	15:17.765	1 Lap	13.951	69.71	1:34.130	7
26	93	R	4 Greg HARPER	MZ ETZ250 - Illuminate Design	8	14:25.981	2 Laps	1 Lap	65.66	1:46.287	8

NOT CLASSIFIED

DNF	24	R	Tony PARKER	MZ ETZ250 - Aspect Renovations	7	11:48.745	3 Laps	1 Lap	70.17	1:39.346	6
DNF	110	GPF	Mark HAIGH	Aprilia RS250 - Chesterfield CarClinic/The Tuning W	5	8:20.407	5 Laps	2 Laps	70.91	1:24.902	3

FASTEST LAP

707	GPF	Alex SYMON	Suzuki RG500 - MCW	7	1:17.307	92.16 mph	148.31 kph
69		Alexander MANN	MZ TS 250 - HS RACING	5	1:27.650	81.28 mph	130.81 kph
13	R	Gordon RYAN	MZ ETZ250 - Prism Work Psychology	8	1:33.051	76.56 mph	123.22 kph

* No. 36 - 10 second penalty - jump start
 Class GPF - 92.5% of Race Speed = 78.01 mph
 Class - 92.5% of Race Speed = 73.84 mph
 Class R - 92.5% of Race Speed = 69.23 mph

Weather / Track : Bright / Dry

These results are provisional until the conclusion of any judicial and technical matters.

Race Distance: 10 Laps / 19.79 miles
 Donington Park National: 1.9790 miles
 Date: 04/09/2022 Start: 13:35 Finish: 13:49

Clerk Of Course :	Stewards :	Timekeeper : <i>Craig Smith</i>
-------------------	------------	------------------------------------

Results can be found at www.tsl-timing.com

Printed - 13:52 Sunday, 04 September 2022



BMCRC - MRO Championships 2022 - Rnd 8 @ Donington Park National

Illuminate Design 250MZs & Blue Haze GPF

RACE 11 - LAP CHART

LAP 1 @ 13:37:23.077		
NO	BEHIND	LAP TIME

81		1:32.267
85	0.087	1:32.354
69	0.411	1:32.678
95	1.987	1:34.254
96	2.733	1:35.000
75	3.470	1:35.737
565	4.255	1:36.522
32	4.427	1:36.694
36	5.354	1:37.621
9	6.740	1:39.007
13	7.787	1:40.054
14	7.878	1:40.145
56	8.909	1:41.176
66	10.226	1:42.493
566	10.667	1:42.934
24	13.161	1:45.428
46	13.254	1:45.521
8	13.555	1:45.822
93	21.096	1:53.363
707	43.565	2:15.832
155	45.128	2:17.395
1	46.013	2:18.280
70	47.964	2:20.231
110	50.403	2:22.670
26	50.579	2:22.846
42	50.956	2:23.223
142	52.544	2:24.811
99	1:04.663	2:36.930

LAP 2 @ 13:38:52.116		
NO	BEHIND	LAP TIME

85		1:28.952
69	0.065	1:28.693
81	0.098	1:29.137
95	2.147	1:29.199
96	4.195	1:30.501
565	6.729	1:31.513
75	6.787	1:32.356
32	7.097	1:31.709
9	9.389	1:31.688
36	10.021	1:33.706
13	13.575	1:34.827
14	13.919	1:35.080
56	14.328	1:34.458
66	19.076	1:37.889
566	19.322	1:37.694
24	23.749	1:39.627
8	25.015	1:40.499
46	25.785	1:41.570
707	33.600	1:19.074
155	35.050	1:18.961
1	37.537	1:20.563
93	41.592	1:49.535
70	43.211	1:24.286
42	45.872	1:23.955
110	47.127	1:25.763
26	47.314	1:25.774
142	50.766	1:27.261
99	1:11.136	1:35.512

LAP 3 @ 13:40:20.613		
NO	BEHIND	LAP TIME

85		1:28.497
81	0.090	1:28.489
69	0.230	1:28.662
95	2.446	1:28.796
96	6.808	1:31.110
565	10.150	1:31.918
32	10.522	1:31.922
75	11.000	1:32.710
9	11.469	1:30.577
36	15.031	1:33.507
13	20.367	1:35.289
14	20.708	1:35.286
56	21.161	1:35.330
707	24.688	1:19.585
155	27.436	1:20.883
66	29.079	1:38.500
566	29.481	1:38.656
1	31.258	1:22.218
24	36.583	1:41.331
46	37.208	1:39.920
8	37.253	1:40.735
70	39.954	1:25.240
42	40.770	1:23.395
110	43.532	1:24.902
26	44.565	1:25.748
142	51.093	1:28.824
93	1:00.449	1:47.354
99	1:18.493	1:35.854

LAP 4 @ 13:41:49.137		
NO	BEHIND	LAP TIME

81		1:28.434
85	0.401	1:28.925
69	0.678	1:28.972
95	2.706	1:28.784
96	9.933	1:31.649
565	12.779	1:31.153
9	13.676	1:30.731
32	13.856	1:31.858
75	14.371	1:31.895
707	14.812	1:18.648
155	19.084	1:20.172
36	20.040	1:33.533
1	24.012	1:21.278
13	25.902	1:34.059
14	26.018	1:33.834
56	27.378	1:34.741
70	35.923	1:24.493
42	36.948	1:24.702
66	38.385	1:37.830
566	39.123	1:38.166
110	41.628	1:26.620
26	41.959	1:25.918
46	49.037	1:40.353
8	49.073	1:40.344
24	49.272	1:41.213
142	50.834	1:28.265
93	1:21.286	1:49.361
99	1:25.338	1:35.369

LAP 5 @ 13:43:17.465		
NO	BEHIND	LAP TIME

69		1:27.650
85	0.418	1:28.345
81	0.558	1:28.886
95	3.506	1:29.128
707	5.155	1:18.671
155	12.548	1:21.792
96	13.103	1:31.498
565	15.611	1:31.160
9	16.106	1:30.758
75	16.613	1:30.570
32	16.755	1:31.227
1	17.283	1:21.599
36	25.989	1:34.277
70	31.449	1:23.854
42	31.641	1:23.021
13	31.767	1:34.193
14	32.202	1:34.512
56	33.824	1:34.774
26	40.753	1:27.122
566	49.560	1:38.765
66	50.191	1:40.134
142	51.797	1:29.291
110	53.752	1:40.452
8	1:00.366	1:39.621
46	1:02.406	1:41.697
24	1:03.083	1:42.139

LAP 6 @ 13:44:42.426		
NO	BEHIND	LAP TIME

707		1:19.806
81	5.492	1:29.895
85	5.696	1:30.239
69	5.840	1:30.801
155	7.404	1:19.817
99	1 Lap	1:36.248
95	8.967	1:30.422
1	14.165	1:21.843
93	1 Lap	1:46.464
96	20.370	1:32.228
75	21.884	1:30.232
9	22.186	1:31.041
565	22.417	1:31.767
32	22.676	1:30.882
70	31.624	1:25.136
42	31.919	1:25.239
36	36.931	1:35.903
13	41.190	1:34.384
26	41.281	1:25.489
14	41.526	1:34.285
56	43.700	1:34.837
142	55.877	1:29.041
66	1:04.198	1:38.968
566	1:04.337	1:39.738
8	1:14.974	1:39.569
46	1:17.210	1:39.765

LAP 7 @ 13:45:59.733		
NO	BEHIND	LAP TIME

707		1:17.307
24	1 Lap	1:39.346
155	11.427	1:21.330
85	16.261	1:27.872

81	16.433	1:28.248
69	16.752	1:28.219
1	18.753	1:21.895
95	22.272	1:30.612
99	1 Lap	1:34.137
96	36.937	1:33.874
565	37.269	1:32.159
32	38.107	1:32.738
9	38.126	1:33.247
70	38.155	1:23.838
75	38.457	1:33.880
42	38.481	1:23.869
93	1 Lap	1:46.974
26	49.682	1:25.708
36	55.266	1:35.642
13	58.145	1:34.262
14	58.489	1:34.270
56	1:01.514	1:35.121
142	1:06.773	1:28.203

LAP 8 @ 13:47:17.265		
NO	BEHIND	LAP TIME

707		1:17.532
66	1 Lap	1:38.407
566	1 Lap	1:38.759
155	14.942	1:21.047
8	1 Lap	1:40.830
46	1 Lap	1:39.407
24	1 Lap	1:39.661
1	24.224	1:23.003
85	27.424	1:28.695
81	27.604	1:28.703
69	27.665	1:28.445
95	34.333	1:29.593
99	1 Lap	1:34.130
70	44.920	1:24.297
42	45.217	1:24.268
96	49.840	1:30.435
565	50.526	1:30.789
9	51.163	1:30.569
75	51.246	1:30.321
32	53.146	1:32.571
26	56.738	1:24.588
93	1 Lap	1:46.643
36	1:13.359	1:35.625
13	1:13.664	1:33.051
14	1:14.116	1:33.159

LAP 9 @ 13:48:34.778		
NO	BEHIND	LAP TIME

707		1:17.513
142	1 Lap	1:28.635
56	1 Lap	1:36.020
155	19.327	1:21.898
66	1 Lap	1:37.640
566	1 Lap	1:38.646
1	29.521	1:22.810
85	38.576	1:28.665
81	38.784	1:28.693
69	38.921	1:28.769
8	1 Lap	1:37.789
46	1 Lap	1:37.741
95	47.022	1:30.202
42	51.531	1:23.827
70	51.556	1:24.149

99	1 Lap	1:34.283
75	1:03.437	1:29.704
96	1:03.535	1:31.208
26	1:04.548	1:25.323
9	1:04.652	1:31.002
565	1:04.901	1:31.888
32	1:08.601	1:32.968

LAP 10 @ 13:49:53.899		
NO	BEHIND	LAP TIME

707		1:19.121
142	1 Lap	1:28.562
14	1 Lap	1:34.043
13	1 Lap	1:34.653
36	1 Lap	1:35.141
56	1 Lap	1:37.034
155	21.443	1:21.237
93	2 Laps	1:46.287
1	31.477	1:21.077
66	1 Lap	1:37.919
81	47.611	1:27.948
85	48.140	1:28.685
69	48.550	1:28.750
566	1 Lap	1:39.785
42	55.392	1:22.982
70	56.143	1:23.708
95	58.864	1:30.963
8	1 Lap	1:38.477
46	1 Lap	1:37.840
26	1:12.434	1:27.007
99	1 Lap	1:35.302
75	1:15.103	1:30.787
96	1:15.150	1:30.736
9	1:15.594	1:30.063
565	1:15.690	1:29.910
32	1:22.254	1:32.774

BMCR - MRO Championships 2022 - Rnd 8 @ Donington Park National

Illuminate Design 250MZs & Blue Haze GPF

RACE 11 - SECTOR ANALYSIS



SECTOR 1 = FL to I1, SECTOR 2 = I1 to FL, DIFF = Difference To Personal Best Lap, P = Crossed Finish Line in Pit Lane, D = Time Disallowed

P1 707 GPF Alex SYMON		Suzuki RG500 - MCW				
IDEAL LAP TIME : 1:17.275		BEST LAP TIME : 1:17.307		DIFFERENCE : 0.032		
LAP	SECTOR 1	SECTOR 2	LAP TIME	MPH	DIFF	TIME OF DAY
1 -		27.004	2:15.832	52.45	58.525	13:38:06.642
2 -	52.091	26.983	1:19.074	90.10	1.767	13:39:25.716
3 -	52.815	26.770	1:19.585	89.52	2.278	13:40:45.301
4 -	51.968	26.680	1:18.648	90.58	1.341	13:42:03.949
5 -	51.789	26.882	1:18.671	90.56	1.364	13:43:22.620
6 -	53.014	26.792	1:19.806	89.27	2.499	13:44:42.426
7 -	50.803	26.504	1:17.307 (1)	92.16		13:45:59.733
8 -	51.023	26.509	1:17.532 (3)	91.89	0.225	13:47:17.265
9 -	50.771	26.742	1:17.513 (2)	91.91	0.206	13:48:34.778
10 -	52.454	26.667	1:19.121	90.04	1.814	13:49:53.899

P2 155 GPF Richard LAMBOURNE		Suzuki RG500 - D and A Lambourne				
IDEAL LAP TIME : 1:18.961		BEST LAP TIME : 1:18.961		DIFFERENCE : 0.000		
LAP	SECTOR 1	SECTOR 2	LAP TIME	MPH	DIFF	TIME OF DAY
1 -		27.867	2:17.395	51.85	58.434	13:38:08.205
2 -	51.601	27.360	1:18.961 (1)	90.22		13:39:27.166
3 -	52.539	28.344	1:20.883	88.08	1.922	13:40:48.049
4 -	52.599	27.573	1:20.172 (3)	88.86	1.211	13:42:08.221
5 -	53.345	28.447	1:21.792	87.10	2.831	13:43:30.013
6 -	52.316	27.501	1:19.817 (2)	89.26	0.856	13:44:49.830
7 -	53.952	27.378	1:21.330	87.60	2.369	13:46:11.160
8 -	52.771	28.276	1:21.047	87.90	2.086	13:47:32.207
9 -	53.932	27.966	1:21.898	86.99	2.937	13:48:54.105
10 -	52.921	28.316	1:21.237	87.70	2.276	13:50:15.342

P3 1 GPF David ABRAHAM		Suzuki RG570 - Cambridge Motorcycles				
IDEAL LAP TIME : 1:20.350		BEST LAP TIME : 1:20.563		DIFFERENCE : 0.213		
LAP	SECTOR 1	SECTOR 2	LAP TIME	MPH	DIFF	TIME OF DAY
1 -		28.407	2:18.280	51.52	57.717	13:38:09.090
2 -	52.492	28.071	1:20.563 (1)	88.43		13:39:29.653
3 -	52.354	29.864	1:22.218	86.65	1.655	13:40:51.871
4 -	53.141	28.137	1:21.278 (3)	87.65	0.715	13:42:13.149
5 -	53.603	27.996	1:21.599	87.31	1.036	13:43:34.748
6 -	53.526	28.317	1:21.843	87.05	1.280	13:44:56.591
7 -	53.288	28.607	1:21.895	86.99	1.332	13:46:18.486
8 -	54.656	28.347	1:23.003	85.83	2.440	13:47:41.489
9 -	54.580	28.230	1:22.810	86.03	2.247	13:49:04.299
10 -	52.643	28.434	1:21.077 (2)	87.87	0.514	13:50:25.376

P4 81 Scott GRANT		MZ ETZ250 - Howard The Husky & Sports Bike Shop Harlow				
IDEAL LAP TIME : 1:27.539		BEST LAP TIME : 1:27.948		DIFFERENCE : 0.409		
LAP	SECTOR 1	SECTOR 2	LAP TIME	MPH	DIFF	TIME OF DAY
1 -		31.056	1:32.267	77.21	4.319	13:37:23.077
2 -	57.378	31.759	1:29.137	79.92	1.189	13:38:52.214
3 -	56.879	31.610	1:28.489	80.51	0.541	13:40:20.703
4 -	57.201	31.233	1:28.434 (3)	80.56	0.486	13:41:49.137
5 -	57.247	31.639	1:28.886	80.15	0.938	13:43:18.023
6 -	59.235	30.660	1:29.895	79.25	1.947	13:44:47.918
7 -	57.087	31.161	1:28.248 (2)	80.73	0.300	13:46:16.166
8 -	57.095	31.608	1:28.703	80.32	0.755	13:47:44.869
9 -	57.268	31.425	1:28.693	80.32	0.745	13:49:13.562
10 -	57.124	30.824	1:27.948 (1)	81.00		13:50:41.510

BMCRC - MRO Championships 2022 - Rnd 8 @ Donington Park National

Illuminate Design 250MZs & Blue Haze GPF

RACE 11 - SECTOR ANALYSIS



SECTOR 1 = FL to I1, SECTOR 2 = I1 to FL, DIFF = Difference To Personal Best Lap, P = Crossed Finish Line in Pit Lane, D = Time Disallowed

P5 85 Andrew WALES		MZ ETZ 250 - Illuminated Design LTD				
IDEAL LAP TIME : 1:27.838		BEST LAP TIME : 1:27.872		DIFFERENCE : 0.034		
LAP	SECTOR 1	SECTOR 2	LAP TIME	MPH	DIFF	TIME OF DAY
1 -		31.365	1:32.354	77.14	4.482	13:37:23.164
2 -	57.684	31.268	1:28.952	80.09	1.080	13:38:52.116
3 -	57.200	31.297	1:28.497 (3)	80.50	0.625	13:40:20.613
4 -	57.458	31.467	1:28.925	80.11	1.053	13:41:49.538
5 -	57.452	30.893	1:28.345 (2)	80.64	0.473	13:43:17.883
6 -	59.257	30.982	1:30.239	78.95	2.367	13:44:48.122
7 -	56.945	30.927	1:27.872 (1)	81.07		13:46:15.994
8 -	57.478	31.217	1:28.695	80.32	0.823	13:47:44.689
9 -	57.465	31.200	1:28.665	80.35	0.793	13:49:13.354
10 -	57.437	31.248	1:28.685	80.33	0.813	13:50:42.039

P6 69 Alexander MANN		MZ TS 250 - HS RACING				
IDEAL LAP TIME : 1:27.312		BEST LAP TIME : 1:27.650		DIFFERENCE : 0.338		
LAP	SECTOR 1	SECTOR 2	LAP TIME	MPH	DIFF	TIME OF DAY
1 -		31.372	1:32.678	76.87	5.028	13:37:23.488
2 -	57.071	31.622	1:28.693	80.32	1.043	13:38:52.181
3 -	57.342	31.320	1:28.662	80.35	1.012	13:40:20.843
4 -	57.113	31.859	1:28.972	80.07	1.322	13:41:49.815
5 -	56.528	31.122	1:27.650 (1)	81.28		13:43:17.465
6 -	1:00.017	30.784	1:30.801	78.46	3.151	13:44:48.266
7 -	56.925	31.294	1:28.219 (2)	80.76	0.569	13:46:16.485
8 -	56.991	31.454	1:28.445 (3)	80.55	0.795	13:47:44.930
9 -	57.437	31.332	1:28.769	80.26	1.119	13:49:13.699
10 -	57.241	31.509	1:28.750	80.27	1.100	13:50:42.449

P7 42 GPF Alan WOOD		Suzuki RGV250 - J.Clubb Aggregates & Concrete				
IDEAL LAP TIME : 1:22.638		BEST LAP TIME : 1:22.982		DIFFERENCE : 0.344		
LAP	SECTOR 1	SECTOR 2	LAP TIME	MPH	DIFF	TIME OF DAY
1 -		30.393	2:23.223	49.74	1:00.241	13:38:14.033
2 -	54.726	29.229	1:23.955	84.86	0.973	13:39:37.988
3 -	53.987	29.408	1:23.395 (3)	85.43	0.413	13:41:01.383
4 -	54.609	30.093	1:24.702	84.11	1.720	13:42:26.085
5 -	53.768	29.253	1:23.021 (2)	85.81	0.039	13:43:49.106
6 -	55.988	29.251	1:25.239	83.58	2.257	13:45:14.345
7 -	54.452	29.417	1:23.869	84.94	0.887	13:46:38.214
8 -	54.885	29.383	1:24.268	84.54	1.286	13:48:02.482
9 -	54.754	29.073	1:23.827	84.99	0.845	13:49:26.309
10 -	54.112	28.870	1:22.982 (1)	85.85		13:50:49.291

P8 70 GPF Andrew BURSCOUGH		Yamaha YPVS 350 - Apollo/Merlin/Abbey/Martitium				
IDEAL LAP TIME : 1:23.682		BEST LAP TIME : 1:23.708		DIFFERENCE : 0.026		
LAP	SECTOR 1	SECTOR 2	LAP TIME	MPH	DIFF	TIME OF DAY
1 -		29.375	2:20.231	50.80	56.523	13:38:11.041
2 -	54.608	29.678	1:24.286	84.52	0.578	13:39:35.327
3 -	55.485	29.755	1:25.240	83.58	1.532	13:41:00.567
4 -	55.167	29.326	1:24.493	84.32	0.785	13:42:25.060
5 -	54.419	29.435	1:23.854 (3)	84.96	0.146	13:43:48.914
6 -	55.797	29.339	1:25.136	83.68	1.428	13:45:14.050
7 -	54.531	29.307	1:23.838 (2)	84.98	0.130	13:46:37.888
8 -	54.700	29.597	1:24.297	84.51	0.589	13:48:02.185
9 -	54.792	29.357	1:24.149	84.66	0.441	13:49:26.334
10 -	54.375	29.333	1:23.708 (1)	85.11		13:50:50.042

BMCRC - MRO Championships 2022 - Rnd 8 @ Donington Park National

Illuminate Design 250MZs & Blue Haze GPF

RACE 11 - SECTOR ANALYSIS



SECTOR 1 = FL to I1, SECTOR 2 = I1 to FL, DIFF = Difference To Personal Best Lap, P = Crossed Finish Line in Pit Lane, D = Time Disallowed

P9 95 Christopher ROGERS		MZ ETZ250 - CB Racing				
IDEAL LAP TIME : 1:28.622		BEST LAP TIME : 1:28.784		DIFFERENCE : 0.162		
LAP	SECTOR 1	SECTOR 2	LAP TIME	MPH	DIFF	TIME OF DAY
1 -		31.388	1:34.254	75.58	5.470	13:37:25.064
2 -	57.706	31.493	1:29.199	79.87	0.415	13:38:54.263
3 -	57.390	31.406	1:28.796 (2)	80.23	0.012	13:40:23.059
4 -	57.552	31.232	1:28.784 (1)	80.24		13:41:51.843
5 -	57.795	31.333	1:29.128 (3)	79.93	0.344	13:43:20.971
6 -	58.851	31.571	1:30.422	78.79	1.638	13:44:51.393
7 -	58.837	31.775	1:30.612	78.62	1.828	13:46:22.005
8 -	58.251	31.342	1:29.593	79.52	0.809	13:47:51.598
9 -	58.409	31.793	1:30.202	78.98	1.418	13:49:21.800
10 -	59.075	31.888	1:30.963	78.32	2.179	13:50:52.763

P10 26 GPF Damian LEE		Yamaha TZR250 - Leed Autos				
IDEAL LAP TIME : 1:24.436		BEST LAP TIME : 1:24.588		DIFFERENCE : 0.152		
LAP	SECTOR 1	SECTOR 2	LAP TIME	MPH	DIFF	TIME OF DAY
1 -		30.291	2:22.846	49.87	58.258	13:38:13.656
2 -	55.651	30.123	1:25.774	83.06	1.186	13:39:39.430
3 -	55.886	29.862	1:25.748	83.08	1.160	13:41:05.178
4 -	55.908	30.010	1:25.918	82.92	1.330	13:42:31.096
5 -	57.001	30.121	1:27.122	81.77	2.534	13:43:58.218
6 -	55.467	30.022	1:25.489 (3)	83.33	0.901	13:45:23.707
7 -	55.971	29.737	1:25.708	83.12	1.120	13:46:49.415
8 -	54.801	29.787	1:24.588 (1)	84.22		13:48:14.003
9 -	55.332	29.991	1:25.323 (2)	83.50	0.735	13:49:39.326
10 -	57.372	29.635	1:27.007	81.88	2.419	13:51:06.333

P11 75 Peter WOODALL		MZ ETZ250 - Online Lubricants				
IDEAL LAP TIME : 1:29.704		BEST LAP TIME : 1:29.704		DIFFERENCE : 0.000		
LAP	SECTOR 1	SECTOR 2	LAP TIME	MPH	DIFF	TIME OF DAY
1 -		32.269	1:35.737	74.41	6.033	13:37:26.547
2 -	59.829	32.527	1:32.356	77.14	2.652	13:38:58.903
3 -	1:00.034	32.676	1:32.710	76.84	3.006	13:40:31.613
4 -	59.675	32.220	1:31.895	77.53	2.191	13:42:03.508
5 -	58.981	31.589	1:30.570	78.66	0.866	13:43:34.078
6 -	58.621	31.611	1:30.232 (2)	78.95	0.528	13:45:04.310
7 -	59.787	34.093	1:33.880	75.89	4.176	13:46:38.190
8 -	58.744	31.577	1:30.321 (3)	78.88	0.617	13:48:08.511
9 -	58.170	31.534	1:29.704 (1)	79.42		13:49:38.215
10 -	58.979	31.808	1:30.787	78.47	1.083	13:51:09.002

P12 96 Chris KENT		MZ ETZ250 - Blackwell Mill Cycle Hire				
IDEAL LAP TIME : 1:29.780		BEST LAP TIME : 1:30.435		DIFFERENCE : 0.655		
LAP	SECTOR 1	SECTOR 2	LAP TIME	MPH	DIFF	TIME OF DAY
1 -		31.282	1:35.000	74.99	4.565	13:37:25.810
2 -	58.961	31.540	1:30.501 (2)	78.72	0.066	13:38:56.311
3 -	59.114	31.996	1:31.110	78.19	0.675	13:40:27.421
4 -	59.207	32.442	1:31.649	77.73	1.214	13:41:59.070
5 -	59.434	32.064	1:31.498	77.86	1.063	13:43:30.568
6 -	1:00.174	32.054	1:32.228	77.25	1.793	13:45:02.796
7 -	1:01.605	32.269	1:33.874	75.89	3.439	13:46:36.670
8 -	58.498	31.937	1:30.435 (1)	78.78		13:48:07.105
9 -	59.364	31.844	1:31.208	78.11	0.773	13:49:38.313
10 -	58.846	31.890	1:30.736 (3)	78.52	0.301	13:51:09.049

BMCRC - MRO Championships 2022 - Rnd 8 @ Donington Park National

Illuminate Design 250MZs & Blue Haze GPF

RACE 11 - SECTOR ANALYSIS



SECTOR 1 = FL to I1, SECTOR 2 = I1 to FL, DIFF = Difference To Personal Best Lap, P = Crossed Finish Line in Pit Lane, D = Time Disallowed

P13 9		Gary HOWLETT		MZ TS250 - HS Racing			
IDEAL LAP TIME : 1:29.824		BEST LAP TIME : 1:30.063		DIFFERENCE : 0.239			
LAP	SECTOR 1	SECTOR 2	LAP TIME	MPH	DIFF	TIME OF DAY	
1 -		33.946	1:39.007	71.96	8.944	13:37:29.817	
2 -	59.379	32.309	1:31.688	77.70	1.625	13:39:01.505	
3 -	58.617	31.960	1:30.577 (3)	78.65	0.514	13:40:32.082	
4 -	58.329	32.402	1:30.731	78.52	0.668	13:42:02.813	
5 -	58.573	32.185	1:30.758	78.50	0.695	13:43:33.571	
6 -	58.977	32.064	1:31.041	78.25	0.978	13:45:04.612	
7 -	1:00.031	33.216	1:33.247	76.40	3.184	13:46:37.859	
8 -	58.831	31.738	1:30.569 (2)	78.66	0.506	13:48:08.428	
9 -	58.905	32.097	1:31.002	78.29	0.939	13:49:39.430	
10 -	58.086	31.977	1:30.063 (1)	79.10		13:51:09.493	

P14 565		Louis KERSHAW		MZ ETZ250 -			
IDEAL LAP TIME : 1:29.910		BEST LAP TIME : 1:29.910		DIFFERENCE : 0.000			
LAP	SECTOR 1	SECTOR 2	LAP TIME	MPH	DIFF	TIME OF DAY	
1 -		32.085	1:36.522	73.81	6.612	13:37:27.332	
2 -	59.289	32.224	1:31.513	77.85	1.603	13:38:58.845	
3 -	59.914	32.004	1:31.918	77.51	2.008	13:40:30.763	
4 -	59.219	31.934	1:31.153 (3)	78.16	1.243	13:42:01.916	
5 -	59.319	31.841	1:31.160	78.15	1.250	13:43:33.076	
6 -	59.954	31.813	1:31.767	77.63	1.857	13:45:04.843	
7 -	59.244	32.915	1:32.159	77.30	2.249	13:46:37.002	
8 -	58.906	31.883	1:30.789 (2)	78.47	0.879	13:48:07.791	
9 -	59.341	32.547	1:31.888	77.53	1.978	13:49:39.679	
10 -	58.442	31.468	1:29.910 (1)	79.24		13:51:09.589	

P15 32		John ASHMEAD		MZ ETZ250 -			
IDEAL LAP TIME : 1:30.882		BEST LAP TIME : 1:30.882		DIFFERENCE : 0.000			
LAP	SECTOR 1	SECTOR 2	LAP TIME	MPH	DIFF	TIME OF DAY	
1 -		32.474	1:36.694	73.68	5.812	13:37:27.504	
2 -	59.398	32.311	1:31.709 (3)	77.68	0.827	13:38:59.213	
3 -	1:00.009	31.913	1:31.922	77.50	1.040	13:40:31.135	
4 -	59.133	32.725	1:31.858	77.56	0.976	13:42:02.993	
5 -	59.285	31.942	1:31.227 (2)	78.09	0.345	13:43:34.220	
6 -	59.088	31.794	1:30.882 (1)	78.39		13:45:05.102	
7 -	59.910	32.828	1:32.738	76.82	1.856	13:46:37.840	
8 -	1:00.555	32.016	1:32.571	76.96	1.689	13:48:10.411	
9 -	1:00.847	32.121	1:32.968	76.63	2.086	13:49:43.379	
10 -	1:00.153	32.621	1:32.774	76.79	1.892	13:51:16.153	

P16 142 GPF		Martin PEARSON		Yamaha TZR250 -			
IDEAL LAP TIME : 1:27.026		BEST LAP TIME : 1:27.261		DIFFERENCE : 0.235			
LAP	SECTOR 1	SECTOR 2	LAP TIME	MPH	DIFF	TIME OF DAY	
1 -		30.428	2:24.811	49.19	57.550	13:38:15.621	
2 -	56.598	30.663	1:27.261 (1)	81.64		13:39:42.882	
3 -	57.576	31.248	1:28.824	80.21	1.563	13:41:11.706	
4 -	57.237	31.028	1:28.265 (3)	80.71	1.004	13:42:39.971	
5 -	58.012	31.279	1:29.291	79.79	2.030	13:44:09.262	
6 -	57.937	31.104	1:29.041	80.01	1.780	13:45:38.303	
7 -	57.507	30.696	1:28.203 (2)	80.77	0.942	13:47:06.506	
8 -	57.125	31.510	1:28.635	80.38	1.374	13:48:35.141	
9 -	58.076	30.486	1:28.562	80.44	1.301	13:50:03.703	

BMCRC - MRO Championships 2022 - Rnd 8 @ Donington Park National

Illuminate Design 250MZs & Blue Haze GPF

RACE 11 - SECTOR ANALYSIS



SECTOR 1 = FL to I1, SECTOR 2 = I1 to FL, DIFF = Difference To Personal Best Lap, P = Crossed Finish Line in Pit Lane, D = Time Disallowed

P17 14 Andy MARKS			MZ ETZ250 - Kingpin Components			
IDEAL LAP TIME : 1:33.131		BEST LAP TIME : 1:33.159		DIFFERENCE : 0.028		
LAP	SECTOR 1	SECTOR 2	LAP TIME	MPH	DIFF	TIME OF DAY
1 -		33.826	1:40.145	71.14	6.986	13:37:30.955
2 -	1:01.032	34.048	1:35.080	74.93	1.921	13:39:06.035
3 -	1:01.641	33.645	1:35.286	74.77	2.127	13:40:41.321
4 -	1:01.112	32.722	1:33.834 (2)	75.92	0.675	13:42:15.155
5 -	1:01.446	33.066	1:34.512	75.38	1.353	13:43:49.667
6 -	1:01.407	32.878	1:34.285	75.56	1.126	13:45:23.952
7 -	1:01.121	33.149	1:34.270	75.57	1.111	13:46:58.222
8 -	1:00.409	32.750	1:33.159 (1)	76.47		13:48:31.381
9 -	1:01.256	32.787	1:34.043 (3)	75.75	0.884	13:50:05.424

P18 13 R Gordon RYAN			MZ ETZ250 - Prism Work Psychology			
IDEAL LAP TIME : 1:32.999		BEST LAP TIME : 1:33.051		DIFFERENCE : 0.052		
LAP	SECTOR 1	SECTOR 2	LAP TIME	MPH	DIFF	TIME OF DAY
1 -		33.711	1:40.054	71.20	7.003	13:37:30.864
2 -	1:01.108	33.719	1:34.827	75.13	1.776	13:39:05.691
3 -	1:01.897	33.392	1:35.289	74.76	2.238	13:40:40.980
4 -	1:01.111	32.948	1:34.059 (2)	75.74	1.008	13:42:15.039
5 -	1:01.439	32.754	1:34.193 (3)	75.63	1.142	13:43:49.232
6 -	1:01.657	32.727	1:34.384	75.48	1.333	13:45:23.616
7 -	1:01.401	32.861	1:34.262	75.58	1.211	13:46:57.878
8 -	1:00.374	32.677	1:33.051 (1)	76.56		13:48:30.929
9 -	1:02.028	32.625	1:34.653	75.27	1.602	13:50:05.582

P19 56 Russell TURNER			MZ ETZ250 - TT Racing			
IDEAL LAP TIME : 1:34.034		BEST LAP TIME : 1:34.458		DIFFERENCE : 0.424		
LAP	SECTOR 1	SECTOR 2	LAP TIME	MPH	DIFF	TIME OF DAY
1 -		33.488	1:41.176	70.41	6.718	13:37:31.986
2 -	1:01.385	33.073	1:34.458 (1)	75.42		13:39:06.444
3 -	1:01.736	33.594	1:35.330	74.73	0.872	13:40:41.774
4 -	1:01.853	32.888	1:34.741 (2)	75.20	0.283	13:42:16.515
5 -	1:02.125	32.649	1:34.774 (3)	75.17	0.316	13:43:51.289
6 -	1:01.668	33.169	1:34.837	75.12	0.379	13:45:26.126
7 -	1:01.850	33.271	1:35.121	74.90	0.663	13:47:01.247
8 -	1:02.278	33.742	1:36.020	74.19	1.562	13:48:37.267
9 -	1:02.692	34.342	1:37.034	73.42	2.576	13:50:14.301

P20 36 Joe BALDRY			MZ ETZ250 - Chilton Motors			
IDEAL LAP TIME : 1:33.252		BEST LAP TIME : 1:33.507		DIFFERENCE : 0.255		
LAP	SECTOR 1	SECTOR 2	LAP TIME	MPH	DIFF	TIME OF DAY
1 -		32.713	1:37.621	72.98	4.114	13:37:28.431
2 -	1:01.088	32.618	1:33.706 (3)	76.03	0.199	13:39:02.137
3 -	1:00.634	32.873	1:33.507 (1)	76.19		13:40:35.644
4 -	1:00.667	32.866	1:33.533 (2)	76.17	0.026	13:42:09.177
5 -	1:01.187	33.090	1:34.277	75.57	0.770	13:43:43.454
6 -	1:02.736	33.167	1:35.903	74.29	2.396	13:45:19.357
7 -	1:02.224	33.418	1:35.642	74.49	2.135	13:46:54.999
8 -	1:02.034	33.591	1:35.625	74.50	2.118	13:48:30.624
9 -	1:01.858	33.283	1:35.141	74.88	1.634	13:50:05.765

BMCRC - MRO Championships 2022 - Rnd 8 @ Donington Park National

Illuminate Design 250MZs & Blue Haze GPF

RACE 11 - SECTOR ANALYSIS



SECTOR 1 = FL to I1, SECTOR 2 = I1 to FL, DIFF = Difference To Personal Best Lap, P = Crossed Finish Line in Pit Lane, D = Time Disallowed

P21 66 R		Graeme LEWIS		MZ ETZ250 -		
IDEAL LAP TIME : 1:37.233		BEST LAP TIME : 1:37.640		DIFFERENCE : 0.407		
LAP	SECTOR 1	SECTOR 2	LAP TIME	MPH	DIFF	TIME OF DAY
1 -		33.575	1:42.493	69.51	4.853	13:37:33.303
2 -	1:03.709	34.180	1:37.889 (3)	72.78	0.249	13:39:11.192
3 -	1:03.658	34.842	1:38.500	72.33	0.860	13:40:49.692
4 -	1:03.798	34.032	1:37.830 (2)	72.82	0.190	13:42:27.522
5 -	1:04.095	36.039	1:40.134	71.15	2.494	13:44:07.656
6 -	1:04.533	34.435	1:38.968	71.98	1.328	13:45:46.624
7 -	1:04.825	33.582	1:38.407	72.39	0.767	13:47:25.031
8 -	1:03.830	33.810	1:37.640 (1)	72.96		13:49:02.671
9 -	1:03.898	34.021	1:37.919	72.76	0.279	13:50:40.590

P22 566		Michael WILBY		MZ ETZ250 - Sziler UK		
IDEAL LAP TIME : 1:37.625		BEST LAP TIME : 1:37.694		DIFFERENCE : 0.069		
LAP	SECTOR 1	SECTOR 2	LAP TIME	MPH	DIFF	TIME OF DAY
1 -		34.250	1:42.934	69.21	5.240	13:37:33.744
2 -	1:03.693	34.001	1:37.694 (1)	72.92		13:39:11.438
3 -	1:04.140	34.516	1:38.656	72.21	0.962	13:40:50.094
4 -	1:03.848	34.318	1:38.166 (2)	72.57	0.472	13:42:28.260
5 -	1:03.624	35.141	1:38.765	72.13	1.071	13:44:07.025
6 -	1:04.835	34.903	1:39.738	71.43	2.044	13:45:46.763
7 -	1:04.350	34.409	1:38.759	72.14	1.065	13:47:25.522
8 -	1:04.020	34.626	1:38.646 (3)	72.22	0.952	13:49:04.168
9 -	1:04.413	35.372	1:39.785	71.39	2.091	13:50:43.953

P23 8 R		Rich ASKEW		MZ ETZ250 - L+R construction		
IDEAL LAP TIME : 1:37.789		BEST LAP TIME : 1:37.789		DIFFERENCE : 0.000		
LAP	SECTOR 1	SECTOR 2	LAP TIME	MPH	DIFF	TIME OF DAY
1 -		35.335	1:45.822	67.32	8.033	13:37:36.632
2 -	1:05.730	34.769	1:40.499	70.89	2.710	13:39:17.131
3 -	1:05.331	35.404	1:40.735	70.72	2.946	13:40:57.866
4 -	1:05.164	35.180	1:40.344	71.00	2.555	13:42:38.210
5 -	1:04.431	35.190	1:39.621	71.51	1.832	13:44:17.831
6 -	1:05.043	34.526	1:39.569 (3)	71.55	1.780	13:45:57.400
7 -	1:05.945	34.885	1:40.830	70.65	3.041	13:47:38.230
8 -	1:03.568	34.221	1:37.789 (1)	72.85		13:49:16.019
9 -	1:03.862	34.615	1:38.477 (2)	72.34	0.688	13:50:54.496

P24 46		Steve BRIGDEN		MZ ETZ250 - Christie & Kat		
IDEAL LAP TIME : 1:37.146		BEST LAP TIME : 1:37.741		DIFFERENCE : 0.595		
LAP	SECTOR 1	SECTOR 2	LAP TIME	MPH	DIFF	TIME OF DAY
1 -		35.326	1:45.521	67.51	7.780	13:37:36.331
2 -	1:06.608	34.962	1:41.570	70.14	3.829	13:39:17.901
3 -	1:04.447	35.473	1:39.920	71.30	2.179	13:40:57.821
4 -	1:05.335	35.018	1:40.353	70.99	2.612	13:42:38.174
5 -	1:06.679	35.018	1:41.697	70.05	3.956	13:44:19.871
6 -	1:04.708	35.057	1:39.765	71.41	2.024	13:45:59.636
7 -	1:04.673	34.734	1:39.407 (3)	71.67	1.666	13:47:39.043
8 -	1:03.651	34.090	1:37.741 (1)	72.89		13:49:16.784
9 -	1:03.056	34.784	1:37.840 (2)	72.81	0.099	13:50:54.624

BMCRC - MRO Championships 2022 - Rnd 8 @ Donington Park National

Illuminate Design 250MZs & Blue Haze GPF

RACE 11 - SECTOR ANALYSIS



SECTOR 1 = FL to I1, SECTOR 2 = I1 to FL, DIFF = Difference To Personal Best Lap, P = Crossed Finish Line in Pit Lane, D = Time Disallowed

P25 99 GPF Paul FIRTH		Yamaha TZR250 - Joanne Porter				
IDEAL LAP TIME : 1:33.958		BEST LAP TIME : 1:34.130		DIFFERENCE : 0.172		
LAP	SECTOR 1	SECTOR 2	LAP TIME	MPH	DIFF	TIME OF DAY
1 -		33.922	2:36.930	45.39	1:02.800	13:38:27.740
2 -	1:02.224	33.288	1:35.512	74.59	1.382	13:40:03.252
3 -	1:02.834	33.020	1:35.854	74.32	1.724	13:41:39.106
4 -	1:02.581	32.788	1:35.369	74.70	1.239	13:43:14.475
5 -	1:03.180	33.068	1:36.248	74.02	2.118	13:44:50.723
6 -	1:01.170	32.967	1:34.137 (2)	75.68	0.007	13:46:24.860
7 -	1:01.228	32.902	1:34.130 (1)	75.68		13:47:58.990
8 -	1:01.456	32.827	1:34.283 (3)	75.56	0.153	13:49:33.273
9 -	1:02.505	32.797	1:35.302	74.75	1.172	13:51:08.575

P26 93 R Greg HARPER		MZ ETZ250 - Illuminate Design				
IDEAL LAP TIME : 1:45.967		BEST LAP TIME : 1:46.287		DIFFERENCE : 0.320		
LAP	SECTOR 1	SECTOR 2	LAP TIME	MPH	DIFF	TIME OF DAY
1 -		37.585	1:53.363	62.84	7.076	13:37:44.173
2 -	1:11.599	37.936	1:49.535	65.04	3.248	13:39:33.708
3 -	1:09.957	37.397	1:47.354	66.36	1.067	13:41:21.062
4 -	1:11.689	37.672	1:49.361	65.14	3.074	13:43:10.423
5 -	1:10.117	36.347	1:46.464 (2)	66.92	0.177	13:44:56.887
6 -	1:10.533	36.441	1:46.974	66.60	0.687	13:46:43.861
7 -	1:09.783	36.860	1:46.643 (3)	66.80	0.356	13:48:30.504
8 -	1:09.620	36.667	1:46.287 (1)	67.03		13:50:16.791

P27 24 R Tony PARKER		MZ ETZ250 - Aspect Renovations				
IDEAL LAP TIME : 1:39.076		BEST LAP TIME : 1:39.346		DIFFERENCE : 0.270		
LAP	SECTOR 1	SECTOR 2	LAP TIME	MPH	DIFF	TIME OF DAY
1 -		34.641	1:45.428	67.57	6.082	13:37:36.238
2 -	1:04.841	34.786	1:39.627 (2)	71.51	0.281	13:39:15.865
3 -	1:05.788	35.543	1:41.331	70.31	1.985	13:40:57.196
4 -	1:05.444	35.769	1:41.213	70.39	1.867	13:42:38.409
5 -	1:07.130	35.009	1:42.139	69.75	2.793	13:44:20.548
6 -	1:05.111	34.235	1:39.346 (1)	71.71		13:45:59.894
7 -	1:04.926	34.735	1:39.661 (3)	71.48	0.315	13:47:39.555

P28 110 GPF Mark HAIGH		Aprilia RS250 - Chesterfield CarClinic/The Tuning Works				
IDEAL LAP TIME : 1:24.531		BEST LAP TIME : 1:24.902		DIFFERENCE : 0.371		
LAP	SECTOR 1	SECTOR 2	LAP TIME	MPH	DIFF	TIME OF DAY
1 -		30.221	2:22.670	49.93	57.768	13:38:13.480
2 -	56.215	29.548	1:25.763 (2)	83.07	0.861	13:39:39.243
3 -	54.983	29.919	1:24.902 (1)	83.91		13:41:04.145
4 -	56.658	29.962	1:26.620 (3)	82.25	1.718	13:42:30.765
5 -	58.942	41.510	1:40.452	70.92	15.550	13:44:11.217

BMCRC - MRO Championships 2022 - Rnd 8 @ Donington Park National

Illuminate Design 250MZs & Blue Haze GPF

RACE 11 - BEST SECTORS

SECTOR 1				SECTOR 2			IDEAL / BEST COMPARISON					
POS	NO	NAME	TIME	NO	NAME	TIME	POS	NO	NAME	IDEAL	BEST	DIFF
									PERFECT LAP	1:17.275		
1	707	SYMON	50.771	707	SYMON	26.504	1	707	SYMON	1:17.275	1:17.307	0.032
2	155	LAMBOURNE	51.601	155	LAMBOURNE	27.360	2	155	LAMBOURNE	1:18.961	1:18.961	0.000
3	1	ABRAHAM	52.354	1	ABRAHAM	27.996	3	1	ABRAHAM	1:20.350	1:20.563	0.213
4	42	WOOD	53.768	42	WOOD	28.870	4	42	WOOD	1:22.638	1:22.982	0.344
5	70	BURSCOUGH	54.375	70	BURSCOUGH	29.307	5	70	BURSCOUGH	1:23.682	1:23.708	0.026
6	26	LEE	54.801	110	HAIGH	29.548	6	26	LEE	1:24.436	1:24.588	0.152
7	110	HAIGH	54.983	26	LEE	29.635	7	110	HAIGH	1:24.531	1:24.902	0.371
8	69	MANN	56.528	142	PEARSON	30.428	8	142	PEARSON	1:27.026	1:27.261	0.235
9	142	PEARSON	56.598	81	GRANT	30.660	9	69	MANN	1:27.312	1:27.650	0.338
10	81	GRANT	56.879	69	MANN	30.784	10	81	GRANT	1:27.539	1:27.948	0.409
11	85	WALES	56.945	85	WALES	30.893	11	85	WALES	1:27.838	1:27.872	0.034
12	95	ROGERS	57.390	95	ROGERS	31.232	12	95	ROGERS	1:28.622	1:28.784	0.162
13	9	HOWLETT	58.086	96	KENT	31.282	13	75	WOODALL	1:29.704	1:29.704	0.000
14	75	WOODALL	58.170	565	KERSHAW	31.468	14	96	KENT	1:29.780	1:30.435	0.655
15	565	KERSHAW	58.442	75	WOODALL	31.534	15	9	HOWLETT	1:29.824	1:30.063	0.239
16	96	KENT	58.498	9	HOWLETT	31.738	16	565	KERSHAW	1:29.910	1:29.910	0.000
17	32	ASHMEAD	59.088	32	ASHMEAD	31.794	17	32	ASHMEAD	1:30.882	1:30.882	0.000
18	13	RYAN	1:00.374	36	BALDRY	32.618	18	13	RYAN	1:32.999	1:33.051	0.052
19	14	MARKS	1:00.409	13	RYAN	32.625	19	14	MARKS	1:33.131	1:33.159	0.028
20	36	BALDRY	1:00.634	56	TURNER	32.649	20	36	BALDRY	1:33.252	1:33.507	0.255
21	99	FIRTH	1:01.170	14	MARKS	32.722	21	99	FIRTH	1:33.958	1:34.130	0.172
22	56	TURNER	1:01.385	99	FIRTH	32.788	22	56	TURNER	1:34.034	1:34.458	0.424
23	46	BRIGDEN	1:03.056	66	LEWIS	33.575	23	46	BRIGDEN	1:37.146	1:37.741	0.595
24	8	ASKEW	1:03.568	566	WILBY	34.001	24	66	LEWIS	1:37.233	1:37.640	0.407
25	566	WILBY	1:03.624	46	BRIGDEN	34.090	25	566	WILBY	1:37.625	1:37.694	0.069
26	66	LEWIS	1:03.658	8	ASKEW	34.221	26	8	ASKEW	1:37.789	1:37.789	0.000
27	24	PARKER	1:04.841	24	PARKER	34.235	27	24	PARKER	1:39.076	1:39.346	0.270
28	93	HARPER	1:09.620	93	HARPER	36.347	28	93	HARPER	1:45.967	1:46.287	0.320

BMCRC - MRO Championships 2022 - Rnd 8 @ Donington Park National

Illuminate Design 250MZs & Blue Haze GPF

RACE 11 - STATISTICS

Competitors Started	28
Planned Start	2022-09-04 @ 13:35:00.000
Actual Start	2022-09-04 @ 13:35:50.809
Finish Time	2022-09-04 @ 13:49:53.898
Track Length	1.9790mi.
Total Laps	260
Total Distance Covered	514.5574mi.

Session Fastest Lap History

NO	CL	NAME	LAP TIME	TIME OF DAY	LAP	VEHICLE
85		Andrew WALES	1:28.952	13:38:52.136	2	MZ ETZ 250
69		Alexander MANN	1:28.693	13:38:52.181	2	MZ TS 250
707	GPF	Alex SYMON	1:19.074	13:39:25.725	2	Suzuki RG500
155	GPF	Richard LAMBOURNE	1:18.961	13:39:27.183	2	Suzuki RG500
707	GPF	Alex SYMON	1:18.648	13:42:03.957	4	Suzuki RG500
707	GPF	Alex SYMON	1:17.307	13:45:59.717	7	Suzuki RG500

Session Leader History

NO	CL	NAME	FROM LAP	LAPS LED	DISTANCE	VEHICLE
81		Scott GRANT	1	1	1.94 miles	MZ ETZ250
85		Andrew WALES	2	2	3.95 miles	MZ ETZ 250
81		Scott GRANT	4	1	1.97 miles	MZ ETZ250
69		Alexander MANN	5	1	1.97 miles	MZ TS 250
707	GPF	Alex SYMON	6	5	9.89 miles	Suzuki RG500

Flag History

TYPE	TIME OF DAY
GREEN	13:35:50.809
FINISH	13:49:53.898

Flag Statistics

TYPE	COUNT	TOTAL LAPS	TOTAL TIME
Green	1	10	16:05.649
Red	0	0	0.000
Safety Car	0	0	0.000
FCY	0	0	0.000

BMCRC - MRO Championships 2022 - Rnd 8 @ Donington Park National

Illuminate Design 250MZs & Blue Haze GPF

RACE 11 - STATISTICS

CLASS :

14 Starters

Fastest Lap History

NO	NAME	LAP TIME	TIME OF DAY	LAP	VEHICLE
85	Andrew WALES	1:28.952	13:38:52.136	2	MZ ETZ 250
69	Alexander MANN	1:28.693	13:38:52.181	2	MZ TS 250
85	Andrew WALES	1:28.497	13:40:20.631	3	MZ ETZ 250
81	Scott GRANT	1:28.489	13:40:20.722	3	MZ ETZ250
81	Scott GRANT	1:28.434	13:41:49.159	4	MZ ETZ250
69	Alexander MANN	1:27.650	13:43:17.485	5	MZ TS 250

Leader History

NO	NAME	FROM LAP	LAPS LED	DISTANCE	VEHICLE
81	Scott GRANT	1	1	1.94 miles	MZ ETZ250
85	Andrew WALES	2	2	3.95 miles	MZ ETZ 250
81	Scott GRANT	4	1	1.97 miles	MZ ETZ250
69	Alexander MANN	5	1	1.97 miles	MZ TS 250
81	Scott GRANT	6	1	1.97 miles	MZ ETZ250
85	Andrew WALES	7	3	5.93 miles	MZ ETZ 250
81	Scott GRANT	10	1	1.97 miles	MZ ETZ250

BMCRC - MRO Championships 2022 - Rnd 8 @ Donington Park National

Illuminate Design 250MZs & Blue Haze GPF

RACE 11 - STATISTICS

CLASS : R

5 Starters

Fastest Lap History

NO	NAME	LAP TIME	TIME OF DAY	LAP	VEHICLE
13	Gordon RYAN	1:34.827	13:39:05.714	2	MZ ETZ250
13	Gordon RYAN	1:34.059	13:42:15.062	4	MZ ETZ250
13	Gordon RYAN	1:33.051	13:48:30.952	8	MZ ETZ250

Leader History

NO	NAME	FROM LAP	LAPS LED	DISTANCE	VEHICLE
13	Gordon RYAN	1	9	17.77 miles	MZ ETZ250

BMCRC - MRO Championships 2022 - Rnd 8 @ Donington Park National

Illuminate Design 250MZs & Blue Haze GPF

RACE 11 - STATISTICS

CLASS : GPF

9 Starters

Fastest Lap History

NO	NAME	LAP TIME	TIME OF DAY	LAP	VEHICLE
707	Alex SYMON	1:19.074	13:39:25.725	2	Suzuki RG500
155	Richard LAMBOURNE	1:18.961	13:39:27.183	2	Suzuki RG500
707	Alex SYMON	1:18.648	13:42:03.957	4	Suzuki RG500
707	Alex SYMON	1:17.307	13:45:59.717	7	Suzuki RG500

Leader History

NO	NAME	FROM LAP	LAPS LED	DISTANCE	VEHICLE
707	Alex SYMON	1	10	19.75 miles	Suzuki RG500



EDIASIA FORMULA 400 & INTA MOTORCYCLES BLUE HAZE GP



BMCRC-MRO Championships - Round 8
Donington Park National
3rd / 4th September 2022



Timing & Results Provided by Timing Solutions Ltd

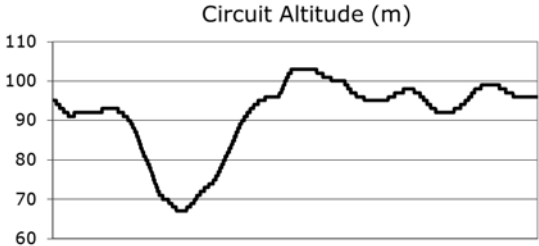
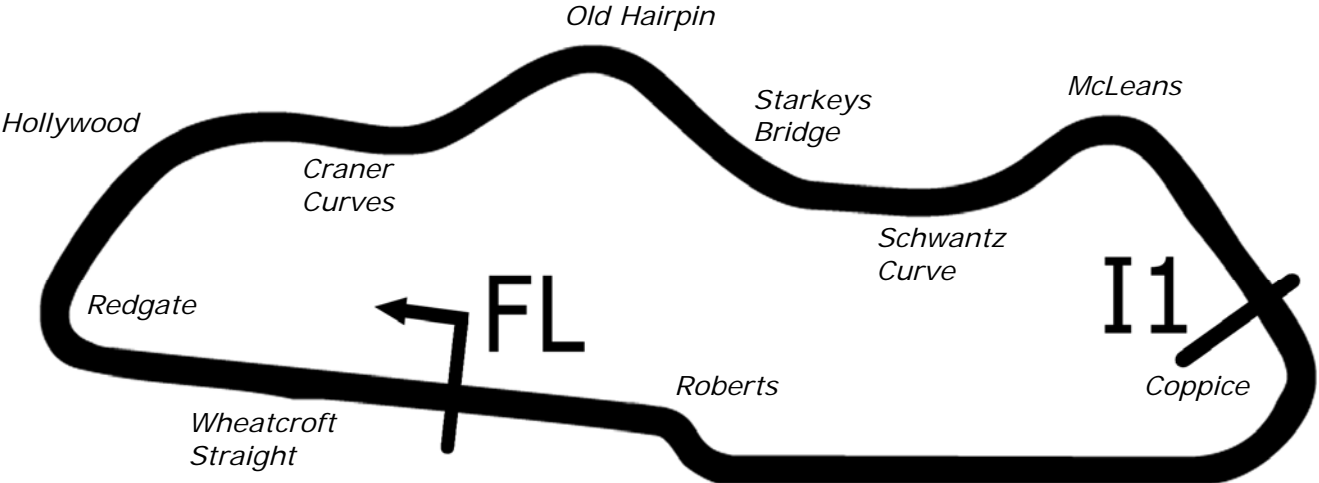
www.tsl-timing.com

Donington Park National



SPORTS TIMING

TIMING SOLUTIONS LTD



Length	1.9790 miles	3185.0 m	
FL		52.82971 N	1.37867 W
I1	2096m	52.82978 N	1.36508 W
Pit Entry	3100m	52.82951 N	1.37832 W
Pit Exit	229m after FL	52.82996 N	1.38205 W
Pit Entry–Pit Exit 256m, 18.4s @50kph, 15.3s @60kph			

All results available at www.tsl-timing.com

BMCRC - MRO Championships 2022 - Rnd 8 @ Donington Park National

EDlasia Formula 400 & Blue Haze GP

QUALIFYING - CLASSIFICATION



POS	NO	CL	PIC NAME	ENTRY	TIME	ON	LAPS	GAP	DIFF	MPH
1	8	GP	1 Phil ATKINSON	Yamaha TZ350 - ROSE MOT/Q Oil Treatments	1:16.287	6	9			93.39
2	7	GP	2 Bruce DUNN	Yamaha TZ250 - Bilstein UK	1:17.215	5	9	0.928	0.928	92.27
3	46	GP	3 Frank SWAIN	Honda RS250NX5 -	1:17.688	6	9	1.401	0.473	91.70
4	50	GP	4 Sean MORRISON	Honda RS 250 - Fincham's two strokes	1:17.985	7	9	1.698	0.297	91.35
5	45		1 Mark THOMPSON	Kawasaki ZXR400 - Flintstone Tyres / David Simon Tur	1:18.901	3	10	2.614	0.916	90.29
6	48		2 Richie WELSH	Yamaha FZR 400 RRSF - EDEN'S BABY EXPERIENC	1:19.227	5	10	2.940	0.326	89.92
7	30	GP	5 Ian MACKMAN	Yamaha TZ250 - 2 Machs Motorcycles	1:19.890	2	2	3.603	0.663	89.18
8	25	S/R	1 Haydon SMITH	Kawasaki ZXR400 - HI-Precision Engineering Ltd	1:19.962	7	9	3.675	0.072	89.10
9	65		3 Andrew MOXON	Honda VFR 400 NC30 - Vanguard motorsport Uckfield	1:20.665	9	9	4.378	0.703	88.32
10	69	GP	6 Dave HARVIEK	Yamaha TZ250 4DP - HVK Performance Ltd	1:21.167	7	8	4.880	0.502	87.77
11	3	GP	7 Tom BARRETT	Honda RS250 - The Two Stroke Workshop	1:21.269	7	8	4.982	0.102	87.66
12	267	R	1 Jacob STEPHENSON	Yamaha R3 - Vantage R&D	1:21.315	8	9	5.028	0.046	87.61
13	64	GP	8 Phil ELLIS	Yamaha TZ250 4TW -	1:21.340	8	9	5.053	0.025	87.59
14	151	S	1 Nick SMITH	Kawasaki ZXR400 - HI-Precision Engineering Ltd	1:21.750	2	9	5.463	0.410	87.15
15	1		4 James SEATH	Kawasaki ZXR400 L9 - Ovenden Earthmoving	1:22.124	8	9	5.837	0.374	86.75
16	70	S	2 Andrew BURSCOUGH	Yamaha YPVS 350 - Apollo/Merlin/Abbey/Martitanium	1:22.552	7	9	6.265	0.428	86.30
17	13		5 Doug EDMONDSON	Yamaha LC 350 - Stan Stephens Tuning	1:22.662	8	9	6.375	0.110	86.19
18	222	S	3 Matthew EPPS	Kawasaki ZXR400 - M.E Vehicle Repairs	1:22.965	5	9	6.678	0.303	85.87
19	188	S	4 Michael STANLEY	Yamaha TZR250 -	1:23.063	4	9	6.776	0.098	85.77
20	17		6 Sam HIRST	Kawasaki NINJA - Valley Racing	1:23.829	8	9	7.542	0.766	84.99
21	52	GP	9 Stephen BAYLEY	Yamaha TZ 250 - Mander Organ Builders	1:23.900	4	7	7.613	0.071	84.91
22	6	R	2 Jack KNIGHTS	Kawasaki NINJA 400 - Jk 06 racing	1:24.362	7	8	8.075	0.462	84.45
23	88	GP	10 George PRINOS	Yamaha TZ250 - KAPPA PLANNING LTD	1:24.651	8	9	8.364	0.289	84.16
24	60	GP	11 Richard HAYWARD	Yamaha TZ 250 3YL - Hazel Motors/ Gforce	1:24.942	8	9	8.655	0.291	83.87
25	110*		7 Mark HAIGH	Aprilia RS250 - Chesterfield CarClinic/The Tuning Work	1:25.000	7	8	8.713	0.058	83.81
26	95	R	3 Greg MARSHALL	Kawasaki NINJA 300 - Mum & Dad; HEL Performance	1:25.284	8	9	8.997	0.284	83.54
27	271	R	4 Felix DORLING	Kawasaki NINJA 400 - Kernow Controls	1:25.645	5	9	9.358	0.361	83.18
28	15	S	5 Julian DAWE	Honda RVF400 - EM Acoustics	1:26.217	3	6	9.930	0.572	82.63
29	44		8 Sam GREEN	Kawasaki NINJA 300 -	1:27.169	7	8	10.882	0.952	81.73
30	24	S	6 Harley GODZISZ	Honda NC30 - Mum xx	1:27.351	4	7	11.064	0.182	81.56
31	42	S	7 David ATKINS	Honda CBR 400 NC29 - DA PLUMBING and MECHAN	1:28.662	8	8	12.375	1.311	80.35
32	33	S	8 Carl JOHNSTONE	Yamaha FZR400RR - EDlasia	1:28.829	1	2	12.542	0.167	80.20
33	77		9 Roy DEWHURST	Kawasaki ZXR 400 - Dawn	1:28.971	8	8	12.684	0.142	80.07
34	187	S/R	2 Scott DERMOTT	Honda CBR400 - TwoClicksOut Racing	1:29.593	8	8	13.306	0.622	79.52
35	73	S	9 Colvin TURNER	Yamaha TZR250 -			1			

* Bike 110 - Please fit a working transponder

Weather / Track : Bright / Dry

These results are provisional until the conclusion of any judicial and technical matters.

Donington Park National: 1.9790 miles
Date: 03/09/2022 Start: 10:01 Finish: 10:13

Clerk Of Course :	Stewards :	Timekeeper : <i>Craig Smith</i>
-------------------	------------	------------------------------------

Results can be found at www.tsl-timing.com

Printed - 10:15 Saturday, 03 September 2022



BMCRC - MRO Championships 2022 - Rnd 8 @ Donington Park National

EDlasia Formula 400 & Blue Haze GP

QUALIFYING - SECTOR ANALYSIS



SECTOR 1 = FL to I1, SECTOR 2 = I1 to FL, DIFF = Difference To Personal Best Lap, P = Crossed Finish Line in Pit Lane, D = Time Disallowed

P1 8 GP Phil ATKINSON		Yamaha TZ350 - ROSE MOT/Q Oil Treatments				
IDEAL LAP TIME : 1:16.287		BEST LAP TIME : 1:16.287		DIFFERENCE : 0.000		
LAP	SECTOR 1	SECTOR 2	LAP TIME	MPH	DIFF	TIME OF DAY
1 -	OUTLAP	28.916	2:16.761	52.09	1:00.474	10:03:49.384
2 -	52.014	27.598	1:19.612	89.49	3.325	10:05:08.996
3 -	50.275	27.451	1:17.726	91.66	1.439	10:06:26.722
4 -	49.661	27.016	1:16.677 (2)	92.91	0.390	10:07:43.399
5 -	50.334	27.087	1:17.421 (3)	92.02	1.134	10:09:00.820
6 -	49.277	27.010	1:16.287 (1)	93.39		10:10:17.107
7 -	50.012	28.429	1:18.441	90.82	2.154	10:11:35.548
8 -	51.484	27.618	1:19.102	90.06	2.815	10:12:54.650
9 -	51.410	28.250	1:19.660	89.43	3.373	10:14:14.310

P2 7 GP Bruce DUNN		Yamaha TZ250 - Bilstein UK				
IDEAL LAP TIME : 1:17.189		BEST LAP TIME : 1:17.215		DIFFERENCE : 0.026		
LAP	SECTOR 1	SECTOR 2	LAP TIME	MPH	DIFF	TIME OF DAY
1 -	55.100	28.158	1:23.258	85.57	6.043	10:02:48.787
2 -	51.460	27.329	1:18.789	90.42	1.574	10:04:07.576
3 -	50.631	27.163	1:17.794	91.58	0.579	10:05:25.370
4 -	50.474	27.168	1:17.642 (3)	91.76	0.427	10:06:43.012
5 -	50.129	27.086	1:17.215 (1)	92.27		10:08:00.227
6 -	50.408	27.060	1:17.468 (2)	91.96	0.253	10:09:17.695
7 -	50.632	27.742	1:18.374	90.90	1.159	10:10:36.069
8 -	50.299	27.694	1:17.993	91.34	0.778	10:11:54.062
9 -	50.944	IN PIT	1:23.278 P	85.55	6.063	10:13:17.340

P3 46 GP Frank SWAIN		Honda RS250NX5 -				
IDEAL LAP TIME : 1:17.161		BEST LAP TIME : 1:17.688		DIFFERENCE : 0.527		
LAP	SECTOR 1	SECTOR 2	LAP TIME	MPH	DIFF	TIME OF DAY
1 -	57.206	29.023	1:26.229	82.62	8.541	10:03:01.861
2 -	52.452	27.983	1:20.435	88.57	2.747	10:04:22.296
3 -	52.057	26.999	1:19.056	90.12	1.368	10:05:41.352
4 -	51.889	27.695	1:19.584	89.52	1.896	10:07:00.936
5 -	50.730	27.677	1:18.407 (3)	90.86	0.719	10:08:19.343
6 -	50.511	27.177	1:17.688 (1)	91.70		10:09:37.031
7 -	50.162	27.945	1:18.107 (2)	91.21	0.419	10:10:55.138
8 -	51.431	28.423	1:19.854	89.22	2.166	10:12:14.992
9 -	58.428	30.360	1:28.788	80.24	11.100	10:13:43.780

P4 50 GP Sean MORRISON		Honda RS 250 - Fincham's two strokes				
IDEAL LAP TIME : 1:17.705		BEST LAP TIME : 1:17.985		DIFFERENCE : 0.280		
LAP	SECTOR 1	SECTOR 2	LAP TIME	MPH	DIFF	TIME OF DAY
1 -	57.645	29.584	1:27.229	81.67	9.244	10:02:59.271
2 -	53.181	28.387	1:21.568	87.34	3.583	10:04:20.839
3 -	52.040	27.376	1:19.416	89.71	1.431	10:05:40.255
4 -	51.485	27.671	1:19.156 (3)	90.00	1.171	10:06:59.411
5 -	51.562	27.147	1:18.709 (2)	90.51	0.724	10:08:18.120
6 -	52.396	27.379	1:19.775	89.30	1.790	10:09:37.895
7 -	50.558	27.427	1:17.985 (1)	91.35		10:10:55.880
8 -	52.264	27.889	1:20.153	88.88	2.168	10:12:16.033
9 -	56.828	29.243	1:26.071	82.77	8.086	10:13:42.104

BMCRC - MRO Championships 2022 - Rnd 8 @ Donington Park National

EDlasia Formula 400 & Blue Haze GP

QUALIFYING - SECTOR ANALYSIS



SECTOR 1 = FL to I1, SECTOR 2 = I1 to FL, DIFF = Difference To Personal Best Lap, P = Crossed Finish Line in Pit Lane, D = Time Disallowed

P5 45		Mark THOMPSON		Kawasaki ZXR400 - Flintstone Tyres / David Simon Tuning			
IDEAL LAP TIME : 1:18.732		BEST LAP TIME : 1:18.901		DIFFERENCE : 0.169			
LAP	SECTOR 1	SECTOR 2	LAP TIME	MPH	DIFF	TIME OF DAY	
1 -	54.360	29.123	1:23.483	85.34	4.582	10:02:46.556	
2 -	52.387	28.638	1:21.025	87.93	2.124	10:04:07.581	
3 -	51.162	27.739	1:18.901 (1)	90.29		10:05:26.482	
4 -	50.993	28.107	1:19.100 (3)	90.07	0.199	10:06:45.582	
5 -	51.853	28.112	1:19.965	89.09	1.064	10:08:05.547	
6 -	52.332	28.541	1:20.873	88.09	1.972	10:09:26.420	
7 -	51.201	28.194	1:19.395	89.73	0.494	10:10:45.815	
8 -	51.601	28.565	1:20.166	88.87	1.265	10:12:05.981	
9 -	51.138	27.915	1:19.053 (2)	90.12	0.152	10:13:25.034	
10 -	53.865	28.555	1:22.420	86.44	3.519	10:14:47.454	

P6 48		Richie WELSH		Yamaha FZR 400 RRSF - EDEN'S BABY EXPERIENCES/ PETI			
IDEAL LAP TIME : 1:19.134		BEST LAP TIME : 1:19.227		DIFFERENCE : 0.093			
LAP	SECTOR 1	SECTOR 2	LAP TIME	MPH	DIFF	TIME OF DAY	
1 -	56.447	28.623	1:25.070	83.75	5.843	10:02:49.409	
2 -	52.729	28.215	1:20.944	88.01	1.717	10:04:10.353	
3 -	52.370	27.672	1:20.042 (3)	89.01	0.815	10:05:30.395	
4 -	51.852	27.730	1:19.582 (2)	89.52	0.355	10:06:49.977	
5 -	51.462	27.765	1:19.227 (1)	89.92		10:08:09.204	
6 -	52.105	28.196	1:20.301	88.72	1.074	10:09:29.505	
7 -	52.400	28.072	1:20.472	88.53	1.245	10:10:49.977	
8 -	52.012	28.481	1:20.493	88.51	1.266	10:12:10.470	
9 -	52.356	28.066	1:20.422	88.59	1.195	10:13:30.892	
10 -	52.357	27.768	1:20.125	88.91	0.898	10:14:51.017	

P7 30 GP		Ian MACKMAN		Yamaha TZ250 - 2 Machs Motorcycles			
IDEAL LAP TIME : 1:19.890		BEST LAP TIME : 1:19.890		DIFFERENCE : 0.000			
LAP	SECTOR 1	SECTOR 2	LAP TIME	MPH	DIFF	TIME OF DAY	
1 -	58.624	29.747	1:28.371 (2)	80.62	8.481	10:03:04.333	
2 -	52.338	27.552	1:19.890 (1)	89.18		10:04:24.223	

P8 25 S/R		Haydon SMITH		Kawasaki ZXR400 - HI-Precision Engineering Ltd			
IDEAL LAP TIME : 1:19.564		BEST LAP TIME : 1:19.962		DIFFERENCE : 0.398			
LAP	SECTOR 1	SECTOR 2	LAP TIME	MPH	DIFF	TIME OF DAY	
1 -	56.745	28.848	1:25.593	83.23	5.631	10:02:50.235	
2 -	53.053	27.902	1:20.955	88.00	0.993	10:04:11.190	
3 -	52.639	28.746	1:21.385	87.54	1.423	10:05:32.575	
4 -	52.503	28.016	1:20.519	88.48	0.557	10:06:53.094	
5 -	52.432	27.979	1:20.411 (3)	88.60	0.449	10:08:13.505	
6 -	52.342	28.243	1:20.585	88.41	0.623	10:09:34.090	
7 -	51.662	28.300	1:19.962 (1)	89.10		10:10:54.052	
8 -	52.399	27.980	1:20.379 (2)	88.63	0.417	10:12:14.431	
9 -	53.613	28.815	1:22.428	86.43	2.466	10:13:36.859	

P9 65		Andrew MOXON		Honda VFR 400 NC30 - Vanguard motorsport Uckfield + DART I			
IDEAL LAP TIME : 1:20.557		BEST LAP TIME : 1:20.665		DIFFERENCE : 0.108			
LAP	SECTOR 1	SECTOR 2	LAP TIME	MPH	DIFF	TIME OF DAY	
1 -	59.100	29.801	1:28.901	80.14	8.236	10:02:54.918	
2 -	55.292	29.832	1:25.124	83.69	4.459	10:04:20.042	
3 -	53.576	28.802	1:22.378	86.48	1.713	10:05:42.420	
4 -	52.890	28.965	1:21.855	87.03	1.190	10:07:04.275	
5 -	52.642	28.532	1:21.174 (3)	87.77	0.509	10:08:25.449	
6 -	53.022	28.639	1:21.661	87.24	0.996	10:09:47.110	
7 -	53.037	28.215	1:21.252	87.68	0.587	10:11:08.362	
8 -	52.395	28.642	1:21.037 (2)	87.91	0.372	10:12:29.399	
9 -	52.342	28.323	1:20.665 (1)	88.32		10:13:50.064	

BMCRC - MRO Championships 2022 - Rnd 8 @ Donington Park National

EDlasia Formula 400 & Blue Haze GP

QUALIFYING - SECTOR ANALYSIS



SECTOR 1 = FL to I1, SECTOR 2 = I1 to FL, DIFF = Difference To Personal Best Lap, P = Crossed Finish Line in Pit Lane, D = Time Disallowed

P10 69 GP		Dave HARVIEK		Yamaha TZ250 4DP - HVK Performance Ltd			
IDEAL LAP TIME : 1:21.167		BEST LAP TIME : 1:21.167		DIFFERENCE : 0.000			
LAP	SECTOR 1	SECTOR 2	LAP TIME	MPH	DIFF	TIME OF DAY	
1 -	57.969	30.107	1:28.076	80.89	6.909	10:02:56.128	
2 -	55.449	30.114	1:25.563	83.26	4.396	10:04:21.691	
3 -	53.758	29.095	1:22.853	85.99	1.686	10:05:44.544	
4 -	54.306	28.799	1:23.105	85.73	1.938	10:07:07.649	
5 -	52.838	28.901	1:21.739 (2)	87.16	0.572	10:08:29.388	
6 -	52.623	29.125	1:21.748 (3)	87.15	0.581	10:09:51.136	
7 -	52.577	28.590	1:21.167 (1)	87.77		10:11:12.303	
8 -	53.508	29.396	1:22.904	85.93	1.737	10:12:35.207	

P11 3 GP		Tom BARRETT		Honda RS250 - The Two Stroke Workshop			
IDEAL LAP TIME : 1:21.161		BEST LAP TIME : 1:21.269		DIFFERENCE : 0.108			
LAP	SECTOR 1	SECTOR 2	LAP TIME	MPH	DIFF	TIME OF DAY	
1 -	1:08.404	32.887	1:41.291	70.33	20.022	10:03:58.717	
2 -	56.365	29.468	1:25.833	83.00	4.564	10:05:24.550	
3 -	54.322	28.795	1:23.117	85.71	1.848	10:06:47.667	
4 -	52.556	28.757	1:21.313 (2)	87.61	0.044	10:08:08.980	
5 -	52.404	29.299	1:21.703 (3)	87.20	0.434	10:09:30.683	
6 -	53.405	28.951	1:22.356	86.51	1.087	10:10:53.039	
7 -	52.504	28.765	1:21.269 (1)	87.66		10:12:14.308	
8 -	55.418	29.961	1:25.379	83.44	4.110	10:13:39.687	

P12 267 R		Jacob STEPHENSON		Yamaha R3 - Vantage R&D			
IDEAL LAP TIME : 1:21.117		BEST LAP TIME : 1:21.315		DIFFERENCE : 0.198			
LAP	SECTOR 1	SECTOR 2	LAP TIME	MPH	DIFF	TIME OF DAY	
1 -	54.983	29.805	1:24.788	84.02	3.473	10:02:46.990	
2 -	53.546	28.795	1:22.341	86.52	1.026	10:04:09.331	
3 -	53.646	30.049	1:23.695	85.12	2.380	10:05:33.026	
4 -	52.866	28.780	1:21.646 (3)	87.26	0.331	10:06:54.672	
5 -	53.829	31.704	1:25.533	83.29	4.218	10:08:20.205	
6 -	52.869	28.456	1:21.325 (2)	87.60	0.010	10:09:41.530	
7 -	53.580	28.792	1:22.372	86.49	1.057	10:11:03.902	
8 -	52.661	28.654	1:21.315 (1)	87.61		10:12:25.217	
9 -	53.675	29.491	1:23.166	85.66	1.851	10:13:48.383	

P13 64 GP		Phil ELLIS		Yamaha TZ250 4TW -			
IDEAL LAP TIME : 1:21.215		BEST LAP TIME : 1:21.340		DIFFERENCE : 0.125			
LAP	SECTOR 1	SECTOR 2	LAP TIME	MPH	DIFF	TIME OF DAY	
1 -	1:01.339	31.121	1:32.460	77.05	11.120	10:03:05.866	
2 -	57.396	30.393	1:27.789	81.15	6.449	10:04:33.655	
3 -	56.224	28.553	1:24.777	84.03	3.437	10:05:58.432	
4 -	53.687	28.806	1:22.493 (3)	86.36	1.153	10:07:20.925	
5 -	54.606	29.870	1:24.476	84.33	3.136	10:08:45.401	
6 -	54.507	28.461	1:22.968	85.87	1.628	10:10:08.369	
7 -	53.388	28.349	1:21.737 (2)	87.16	0.397	10:11:30.106	
8 -	52.866	28.474	1:21.340 (1)	87.59		10:12:51.446	
9 -	53.620	28.947	1:22.567	86.28	1.227	10:14:14.013	

BMCRC - MRO Championships 2022 - Rnd 8 @ Donington Park National

EDlasia Formula 400 & Blue Haze GP

QUALIFYING - SECTOR ANALYSIS



SECTOR 1 = FL to I1, SECTOR 2 = I1 to FL, DIFF = Difference To Personal Best Lap, P = Crossed Finish Line in Pit Lane, D = Time Disallowed

P14		151 S		Nick SMITH		Kawasaki ZXR400 - Hi-Precision Engineering Ltd	
IDEAL LAP TIME : 1:21.750		BEST LAP TIME : 1:21.750		DIFFERENCE : 0.000			
LAP	SECTOR 1	SECTOR 2	LAP TIME	MPH	DIFF	TIME OF DAY	
1 -	54.963	29.196	1:24.159	84.65	2.409	10:02:48.588	
2 -	53.044	28.706	1:21.750 (1)	87.15		10:04:10.338	
3 -	53.074	29.081	1:22.155	86.72	0.405	10:05:32.493	
4 -	53.076	28.792	1:21.868 (2)	87.02	0.118	10:06:54.361	
5 -	53.303	29.331	1:22.634	86.21	0.884	10:08:16.995	
6 -	53.536	29.394	1:22.930	85.91	1.180	10:09:39.925	
7 -	53.259	28.883	1:22.142 (3)	86.73	0.392	10:11:02.067	
8 -	53.331	29.144	1:22.475	86.38	0.725	10:12:24.542	
9 -	53.842	28.937	1:22.779	86.06	1.029	10:13:47.321	

P15		1		James SEATH		Kawasaki ZXR400 L9 - Ovenden Earthmoving	
IDEAL LAP TIME : 1:21.759		BEST LAP TIME : 1:22.124		DIFFERENCE : 0.365			
LAP	SECTOR 1	SECTOR 2	LAP TIME	MPH	DIFF	TIME OF DAY	
1 -	1:02.392	31.729	1:34.121	75.69	11.997	10:03:12.353	
2 -	56.067	29.619	1:25.686	83.14	3.562	10:04:38.039	
3 -	53.710	29.185	1:22.895	85.94	0.771	10:06:00.934	
4 -	54.081	28.587	1:22.668 (3)	86.18	0.544	10:07:23.602	
5 -	53.479	29.585	1:23.064	85.77	0.940	10:08:46.666	
6 -	54.073	30.121	1:24.194	84.62	2.070	10:10:10.860	
7 -	53.771	28.866	1:22.637 (2)	86.21	0.513	10:11:33.497	
8 -	53.172	28.952	1:22.124 (1)	86.75		10:12:55.621	
9 -	54.719	28.976	1:23.695	85.12	1.571	10:14:19.316	

P16		70 S		Andrew BURSCOUGH		Yamaha YPVS 350 - Apollo/Merlin/Abbey/Martitanium	
IDEAL LAP TIME : 1:22.396		BEST LAP TIME : 1:22.552		DIFFERENCE : 0.156			
LAP	SECTOR 1	SECTOR 2	LAP TIME	MPH	DIFF	TIME OF DAY	
1 -	56.805	29.138	1:25.943	82.89	3.391	10:02:50.728	
2 -	54.142	28.865	1:23.007 (2)	85.83	0.455	10:04:13.735	
3 -	54.450	29.556	1:24.006	84.81	1.454	10:05:37.741	
4 -	54.209	29.596	1:23.805	85.01	1.253	10:07:01.546	
5 -	54.176	29.389	1:23.565	85.25	1.013	10:08:25.111	
6 -	54.053	29.213	1:23.266 (3)	85.56	0.714	10:09:48.377	
7 -	53.531	29.021	1:22.552 (1)	86.30		10:11:10.929	
8 -	54.545	29.078	1:23.623	85.19	1.071	10:12:34.552	
9 -	55.992	30.188	1:26.180	82.67	3.628	10:14:00.732	

P17		13		Doug EDMONDSON		Yamaha LC 350 - Stan Stephens Tuning	
IDEAL LAP TIME : 1:22.662		BEST LAP TIME : 1:22.662		DIFFERENCE : 0.000			
LAP	SECTOR 1	SECTOR 2	LAP TIME	MPH	DIFF	TIME OF DAY	
1 -	1:00.516	30.905	1:31.421	77.93	8.759	10:03:05.013	
2 -	57.712	30.827	1:28.539	80.46	5.877	10:04:33.552	
3 -	55.171	29.629	1:24.800	84.01	2.138	10:05:58.352	
4 -	54.926	29.129	1:24.055 (3)	84.76	1.393	10:07:22.407	
5 -	54.372	30.630	1:25.002	83.81	2.340	10:08:47.409	
6 -	54.041	29.375	1:23.416 (2)	85.41	0.754	10:10:10.825	
7 -	55.167	29.299	1:24.466	84.34	1.804	10:11:35.291	
8 -	53.623	29.039	1:22.662 (1)	86.19		10:12:57.953	
9 -	55.556	29.169	1:24.725	84.09	2.063	10:14:22.678	

BMCRC - MRO Championships 2022 - Rnd 8 @ Donington Park National

EDlasia Formula 400 & Blue Haze GP

QUALIFYING - SECTOR ANALYSIS



SECTOR 1 = FL to I1, SECTOR 2 = I1 to FL, DIFF = Difference To Personal Best Lap, P = Crossed Finish Line in Pit Lane, D = Time Disallowed

P18		222 S		Matthew EPPS		Kawasaki ZXR400 - M.E Vehicle Repairs	
IDEAL LAP TIME : 1:22.816		BEST LAP TIME : 1:22.965		DIFFERENCE : 0.149			
LAP	SECTOR 1	SECTOR 2	LAP TIME	MPH	DIFF	TIME OF DAY	
1 -	57.583	30.008	1:27.591	81.33	4.626	10:02:56.279	
2 -	55.400	28.947	1:24.347	84.46	1.382	10:04:20.626	
3 -	54.419	29.034	1:23.453	85.37	0.488	10:05:44.079	
4 -	54.292	29.562	1:23.854	84.96	0.889	10:07:07.933	
5 -	54.005	28.960	1:22.965 (1)	85.87		10:08:30.898	
6 -	54.187	28.925	1:23.112 (3)	85.72	0.147	10:09:54.010	
7 -	54.849	29.156	1:24.005	84.81	1.040	10:11:18.015	
8 -	54.235	28.811	1:23.046 (2)	85.79	0.081	10:12:41.061	
9 -	54.162	28.966	1:23.128	85.70	0.163	10:14:04.189	

P19		188 S		Michael STANLEY		Yamaha TZR250 -	
IDEAL LAP TIME : 1:22.776		BEST LAP TIME : 1:23.063		DIFFERENCE : 0.287			
LAP	SECTOR 1	SECTOR 2	LAP TIME	MPH	DIFF	TIME OF DAY	
1 -	57.815	30.115	1:27.930	81.02	4.867	10:02:52.451	
2 -	54.567	29.589	1:24.156	84.65	1.093	10:04:16.607	
3 -	53.891	29.204	1:23.095 (3)	85.74	0.032	10:05:39.702	
4 -	53.836	29.227	1:23.063 (1)	85.77		10:07:02.765	
5 -	53.621	29.561	1:23.182	85.65	0.119	10:08:25.947	
6 -	53.572	29.500	1:23.072 (2)	85.76	0.009	10:09:49.019	
7 -	53.869	29.656	1:23.525	85.29	0.462	10:11:12.544	
8 -	54.366	29.300	1:23.666	85.15	0.603	10:12:36.210	
9 -	54.672	29.754	1:24.426	84.38	1.363	10:14:00.636	

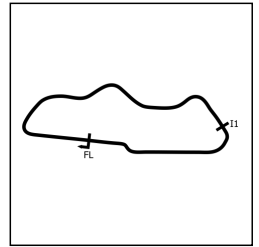
P20		17		Sam HIRST		Kawasaki NINJA - Valley Racing	
IDEAL LAP TIME : 1:23.829		BEST LAP TIME : 1:23.829		DIFFERENCE : 0.000			
LAP	SECTOR 1	SECTOR 2	LAP TIME	MPH	DIFF	TIME OF DAY	
1 -	59.998	31.840	1:31.838	77.57	8.009	10:03:06.933	
2 -	56.681	30.835	1:27.516	81.40	3.687	10:04:34.449	
3 -	56.603	32.530	1:29.133	79.93	5.304	10:06:03.582	
4 -	55.446	30.032	1:25.478	83.35	1.649	10:07:29.060	
5 -	54.644	30.187	1:24.831 (2)	83.98	1.002	10:08:53.891	
6 -	54.878	30.085	1:24.963 (3)	83.85	1.134	10:10:18.854	
7 -	54.567	32.266	1:26.833	82.04	3.004	10:11:45.687	
8 -	54.500	29.329	1:23.829 (1)	84.99		10:13:09.516	
9 -	57.781	31.521	1:29.302	79.78	5.473	10:14:38.818	

P21		52 GP		Stephen BAYLEY		Yamaha TZ 250 - Mander Organ Builders	
IDEAL LAP TIME : 1:23.900		BEST LAP TIME : 1:23.900		DIFFERENCE : 0.000			
LAP	SECTOR 1	SECTOR 2	LAP TIME	MPH	DIFF	TIME OF DAY	
1 -	59.164	31.174	1:30.338	78.86	6.438	10:03:04.437	
2 -	58.188	29.778	1:27.966	80.99	4.066	10:04:32.403	
3 -	54.904	29.322	1:24.226 (2)	84.58	0.326	10:05:56.629	
4 -	54.670	29.230	1:23.900 (1)	84.91		10:07:20.529	
5 -	54.759	29.959	1:24.718 (3)	84.09	0.818	10:08:45.247	
6 -	55.127	29.904	1:25.031	83.78	1.131	10:10:10.278	
7 -	56.476	IN PIT	1:32.127 P	77.33	8.227	10:11:42.405	

BMCRC - MRO Championships 2022 - Rnd 8 @ Donington Park National

EDlasia Formula 400 & Blue Haze GP

QUALIFYING - SECTOR ANALYSIS



SECTOR 1 = FL to I1, SECTOR 2 = I1 to FL, DIFF = Difference To Personal Best Lap, P = Crossed Finish Line in Pit Lane, D = Time Disallowed

P22		6 R		Jack KNIGHTS		Kawasaki NINJA 400 - Jk 06 racing	
IDEAL LAP TIME : 1:24.362		BEST LAP TIME : 1:24.362		DIFFERENCE : 0.000			
LAP	SECTOR 1	SECTOR 2	LAP TIME	MPH	DIFF	TIME OF DAY	
1 -	1:21.081	31.750	1:52.831	63.14	28.469	10:03:52.593	
2 -	56.221	30.393	1:26.614	82.25	2.252	10:05:19.207	
3 -	55.224	30.103	1:25.327	83.49	0.965	10:06:44.534	
4 -	54.665	30.297	1:24.962 (2)	83.85	0.600	10:08:09.496	
5 -	54.673	39.936	1:34.609	75.30	10.247	10:09:44.105	
6 -	54.992	30.023	1:25.015 (3)	83.80	0.653	10:11:09.120	
7 -	54.648	29.714	1:24.362 (1)	84.45		10:12:33.482	
8 -	55.107	30.146	1:25.253	83.57	0.891	10:13:58.735	

P23		88 GP		George PRINOS		Yamaha TZ250 - KAPPA PLANNING LTD	
IDEAL LAP TIME : 1:24.616		BEST LAP TIME : 1:24.651		DIFFERENCE : 0.035			
LAP	SECTOR 1	SECTOR 2	LAP TIME	MPH	DIFF	TIME OF DAY	
1 -	1:01.290	31.505	1:32.795	76.77	8.144	10:03:04.124	
2 -	58.075	31.325	1:29.400	79.69	4.749	10:04:33.524	
3 -	57.003	29.616	1:26.619	82.25	1.968	10:06:00.143	
4 -	56.123	29.938	1:26.061	82.78	1.410	10:07:26.204	
5 -	56.974	30.026	1:27.000	81.89	2.349	10:08:53.204	
6 -	55.308	29.592	1:24.900 (3)	83.91	0.249	10:10:18.104	
7 -	55.046	29.811	1:24.857 (2)	83.96	0.206	10:11:42.961	
8 -	55.024	29.627	1:24.651 (1)	84.16		10:13:07.612	
9 -	56.609	29.670	1:26.279	82.57	1.628	10:14:33.891	

P24		60 GP		Richard HAYWARD		Yamaha TZ 250 3YL - Hazel Motors/ Gforce	
IDEAL LAP TIME : 1:24.942		BEST LAP TIME : 1:24.942		DIFFERENCE : 0.000			
LAP	SECTOR 1	SECTOR 2	LAP TIME	MPH	DIFF	TIME OF DAY	
1 -	1:04.204	31.617	1:35.821	74.35	10.879	10:03:13.541	
2 -	58.484	31.110	1:29.594	79.52	4.652	10:04:43.135	
3 -	56.946	30.457	1:27.403	81.51	2.461	10:06:10.538	
4 -	56.603	30.006	1:26.609	82.26	1.667	10:07:37.147	
5 -	55.659	30.663	1:26.322 (3)	82.53	1.380	10:09:03.469	
6 -	55.431	29.920	1:25.351 (2)	83.47	0.409	10:10:28.820	
7 -	55.823	30.543	1:26.366	82.49	1.424	10:11:55.186	
8 -	55.209	29.733	1:24.942 (1)	83.87		10:13:20.128	
9 -	1:00.540	30.238	1:30.778	78.48	5.836	10:14:50.906	

P25		110		Mark HAIGH		Aprilia RS250 - Chesterfield CarClinic/The Tuning Works	
IDEAL LAP TIME :		BEST LAP TIME : 1:25.000		DIFFERENCE :			
LAP	SECTOR 1	SECTOR 2	LAP TIME	MPH	DIFF	TIME OF DAY	
1 -			1:43.733	68.68	18.733	10:03:24.947	
2 -			1:34.042	75.76	9.042	10:04:58.989	
3 -			1:31.111	78.19	6.111	10:06:30.100	
4 -			1:29.147	79.92	4.147	10:07:59.247	
5 -			1:26.936 (3)	81.95	1.936	10:09:26.183	
6 -			1:25.224 (2)	83.59	0.224	10:10:51.407	
7 -			1:25.000 (1)	83.81		10:12:16.407	
8 -			1:28.393	80.60	3.393	10:13:44.800	

BMCRC - MRO Championships 2022 - Rnd 8 @ Donington Park National

EDlasia Formula 400 & Blue Haze GP

QUALIFYING - SECTOR ANALYSIS



SECTOR 1 = FL to I1, SECTOR 2 = I1 to FL, DIFF = Difference To Personal Best Lap, P = Crossed Finish Line in Pit Lane, D = Time Disallowed

P26		95 R		Greg MARSHALL		Kawasaki NINJA 300 - Mum & Dad; HEL Performance	
IDEAL LAP TIME : 1:25.205		BEST LAP TIME : 1:25.284		DIFFERENCE : 0.079			
LAP	SECTOR 1	SECTOR 2	LAP TIME	MPH	DIFF	TIME OF DAY	
1 -	58.304	31.033	1:29.337	79.75	4.053	10:02:55.888	
2 -	56.204	30.728	1:26.932	81.95	1.648	10:04:22.820	
3 -	55.365	30.373	1:25.738	83.09	0.454	10:05:48.558	
4 -	55.500	30.215	1:25.715	83.12	0.431	10:07:14.273	
5 -	55.269	30.385	1:25.654	83.17	0.370	10:08:39.927	
6 -	55.655	30.348	1:26.003	82.84	0.719	10:10:05.930	
7 -	55.221	30.229	1:25.450 (2)	83.37	0.166	10:11:31.380	
8 -	55.016	30.268	1:25.284 (1)	83.54		10:12:56.664	
9 -	54.990	30.568	1:25.558 (3)	83.27	0.274	10:14:22.222	

P27		271 R		Felix DORLING		Kawasaki NINJA 400 - Kernow Controls	
IDEAL LAP TIME : 1:25.645		BEST LAP TIME : 1:25.645		DIFFERENCE : 0.000			
LAP	SECTOR 1	SECTOR 2	LAP TIME	MPH	DIFF	TIME OF DAY	
1 -	58.026	31.634	1:29.660	79.46	4.015	10:02:59.010	
2 -	58.143	32.399	1:30.542	78.68	4.897	10:04:29.552	
3 -	56.388	30.819	1:27.207	81.69	1.562	10:05:56.759	
4 -	55.964	30.733	1:26.697	82.17	1.052	10:07:23.456	
5 -	55.328	30.317	1:25.645 (1)	83.18		10:08:49.101	
6 -	55.498	30.418	1:25.916 (2)	82.92	0.271	10:10:15.017	
7 -	55.548	30.583	1:26.131 (3)	82.71	0.486	10:11:41.148	
8 -	55.900	31.200	1:27.100	81.79	1.455	10:13:08.248	
9 -	56.891	30.855	1:27.746	81.19	2.101	10:14:35.994	

P28		15 S		Julian DAWE		Honda RVF400 - EM Acoustics	
IDEAL LAP TIME : 1:25.646		BEST LAP TIME : 1:26.217		DIFFERENCE : 0.571			
LAP	SECTOR 1	SECTOR 2	LAP TIME	MPH	DIFF	TIME OF DAY	
1 -	1:00.057	31.575	1:31.632	77.75	5.415	10:02:58.658	
2 -	56.926	29.699	1:26.625 (3)	82.24	0.408	10:04:25.283	
3 -	55.947	30.270	1:26.217 (1)	82.63		10:05:51.500	
4 -	56.875	30.400	1:27.275	81.63	1.058	10:07:18.775	
5 -	56.913	30.330	1:27.243	81.66	1.026	10:08:46.018	
6 -	56.346	30.262	1:26.608 (2)	82.26	0.391	10:10:12.626	

P29		44		Sam GREEN		Kawasaki NINJA 300 -	
IDEAL LAP TIME : 1:26.967		BEST LAP TIME : 1:27.169		DIFFERENCE : 0.202			
LAP	SECTOR 1	SECTOR 2	LAP TIME	MPH	DIFF	TIME OF DAY	
1 -	59.891	32.262	1:32.153	77.31	4.984	10:03:38.134	
2 -	57.581	31.301	1:28.882	80.15	1.713	10:05:07.016	
3 -	56.118	31.324	1:27.442 (3)	81.47	0.273	10:06:34.458	
4 -	56.289	31.205	1:27.494	81.43	0.325	10:08:01.952	
5 -	56.188	47.048	1:43.236	69.01	16.067	10:09:45.188	
6 -	56.400	30.849	1:27.249 (2)	81.65	0.080	10:11:12.437	
7 -	56.251	30.918	1:27.169 (1)	81.73		10:12:39.606	
8 -	59.129	32.574	1:31.703	77.69	4.534	10:14:11.309	

P30		24 S		Harley GODZISZ		Honda NC30 - Mum xx	
IDEAL LAP TIME : 1:27.138		BEST LAP TIME : 1:27.351		DIFFERENCE : 0.213			
LAP	SECTOR 1	SECTOR 2	LAP TIME	MPH	DIFF	TIME OF DAY	
1 -	OUTLAP	32.479	1:56.166	61.33	28.815	10:05:02.825	
2 -	59.047	30.570	1:29.617	79.50	2.266	10:06:32.442	
3 -	57.821	29.992	1:27.813 (3)	81.13	0.462	10:08:00.255	
4 -	57.282	30.069	1:27.351 (1)	81.56		10:09:27.606	
5 -	57.946	29.856	1:27.802 (2)	81.14	0.451	10:10:55.408	
6 -	57.677	30.911	1:28.588	80.42	1.237	10:12:23.996	
7 -	58.232	30.248	1:28.480	80.52	1.129	10:13:52.476	

BMCRC - MRO Championships 2022 - Rnd 8 @ Donington Park National

EDlasia Formula 400 & Blue Haze GP

QUALIFYING - SECTOR ANALYSIS



SECTOR 1 = FL to I1, SECTOR 2 = I1 to FL, DIFF = Difference To Personal Best Lap, P = Crossed Finish Line in Pit Lane, D = Time Disallowed

P31	42 S	David ATKINS	Honda CBR 400 NC29 - DA PLUMBING and MECHANICAL LTI			
IDEAL LAP TIME : 1:28.450		BEST LAP TIME : 1:28.662	DIFFERENCE : 0.212			
LAP	SECTOR 1	SECTOR 2	LAP TIME	MPH	DIFF	TIME OF DAY
1 -	1:03.154	32.603	1:35.757	74.40	7.095	10:03:09.749
2 -	58.988	31.933	1:30.921	78.36	2.259	10:04:40.670
3 -	58.290	31.194	1:29.484	79.61	0.822	10:06:10.154
4 -	57.866	30.977	1:28.843 (2)	80.19	0.181	10:07:38.997
5 -	57.875	31.318	1:29.193 (3)	79.87	0.531	10:09:08.190
6 -	58.685	31.531	1:30.216	78.97	1.554	10:10:38.406
7 -	57.802	31.876	1:29.678	79.44	1.016	10:12:08.084
8 -	57.473	31.189	1:28.662 (1)	80.35		10:13:36.746
P32	33 S	Carl JOHNSTONE	Yamaha FZR400RR - EDlasia			
IDEAL LAP TIME : 1:27.735		BEST LAP TIME : 1:28.829	DIFFERENCE : 1.094			
LAP	SECTOR 1	SECTOR 2	LAP TIME	MPH	DIFF	TIME OF DAY
1 -	58.337	30.492	1:28.829 (1)	80.20		10:02:54.062
2 -	57.243	IN PIT	1:32.161 P	77.30	3.332	10:04:26.223
P33	77	Roy DEWHURST	Kawasaki ZXR 400 - Dawn			
IDEAL LAP TIME : 1:28.741		BEST LAP TIME : 1:28.971	DIFFERENCE : 0.230			
LAP	SECTOR 1	SECTOR 2	LAP TIME	MPH	DIFF	TIME OF DAY
1 -	1:03.503	32.440	1:35.943	74.25	6.972	10:03:12.783
2 -	58.983	31.842	1:30.825	78.44	1.854	10:04:43.608
3 -	58.609	31.240	1:29.849	79.29	0.878	10:06:13.457
4 -	58.423	31.060	1:29.483	79.62	0.512	10:07:42.940
5 -	58.098	31.171	1:29.269 (3)	79.81	0.298	10:09:12.209
6 -	58.126	31.054	1:29.180 (2)	79.89	0.209	10:10:41.389
7 -	58.930	31.300	1:30.230	78.96	1.259	10:12:11.619
8 -	57.687	31.284	1:28.971 (1)	80.07		10:13:40.590
P34	187 S/R	Scott DERMOTT	Honda CBR400 - TwoClicksOut Racing			
IDEAL LAP TIME : 1:29.593		BEST LAP TIME : 1:29.593	DIFFERENCE : 0.000			
LAP	SECTOR 1	SECTOR 2	LAP TIME	MPH	DIFF	TIME OF DAY
1 -	1:04.279	33.444	1:37.723	72.90	8.130	10:03:16.752
2 -	1:00.651	33.533	1:34.184	75.64	4.591	10:04:50.936
3 -	59.399	31.924	1:31.323	78.01	1.730	10:06:22.259
4 -	58.654	31.664	1:30.318	78.88	0.725	10:07:52.577
5 -	58.481	31.694	1:30.175	79.00	0.582	10:09:22.752
6 -	58.584	31.435	1:30.019 (2)	79.14	0.426	10:10:52.771
7 -	58.415	31.728	1:30.143 (3)	79.03	0.550	10:12:22.914
8 -	58.305	31.288	1:29.593 (1)	79.52		10:13:52.507
P35	73 S	Colvin TURNER	Yamaha TZR250 -			
IDEAL LAP TIME :		BEST LAP TIME :	DIFFERENCE :			
LAP	SECTOR 1	SECTOR 2	LAP TIME	MPH	DIFF	TIME OF DAY
1 -	59.078	IN PIT	2:12.010 P	53.97		10:03:38.460

BMCRC - MRO Championships 2022 - Rnd 8 @ Donington Park National

EDlasia Formula 400 & Blue Haze GP

QUALIFYING - BEST SECTORS

SECTOR 1			SECTOR 2			IDEAL / BEST COMPARISON						
POS	NO	NAME	TIME	NO	NAME	TIME	POS	NO	NAME	IDEAL	BEST	DIFF
									PERFECT LAP	1:16.276		
1	8	ATKINSON	49.277	46	SWAIN	26.999	1	8	ATKINSON	1:16.287	1:16.287	0.000
2	7	DUNN	50.129	8	ATKINSON	27.010	2	46	SWAIN	1:17.161	1:17.688	0.527
3	46	SWAIN	50.162	7	DUNN	27.060	3	7	DUNN	1:17.189	1:17.215	0.026
4	50	MORRISON	50.558	50	MORRISON	27.147	4	50	MORRISON	1:17.705	1:17.985	0.280
5	45	THOMPSON	50.993	30	MACKMAN	27.552	5	45	THOMPSON	1:18.732	1:18.901	0.169
6	48	WELSH	51.462	48	WELSH	27.672	6	48	WELSH	1:19.134	1:19.227	0.093
7	25	SMITH	51.662	45	THOMPSON	27.739	7	25	SMITH	1:19.564	1:19.962	0.398
8	30	MACKMAN	52.338	25	SMITH	27.902	8	30	MACKMAN	1:19.890	1:19.890	0.000
9	65	MOXON	52.342	65	MOXON	28.215	9	65	MOXON	1:20.557	1:20.665	0.108
10	3	BARRETT	52.404	64	ELLIS	28.349	10	267	STEPHENSON	1:21.117	1:21.315	0.198
11	69	HARVIEK	52.577	267	STEPHENSON	28.456	11	3	BARRETT	1:21.161	1:21.269	0.108
12	267	STEPHENSON	52.661	1	SEATH	28.587	12	69	HARVIEK	1:21.167	1:21.167	0.000
13	64	ELLIS	52.866	69	HARVIEK	28.590	13	64	ELLIS	1:21.215	1:21.340	0.125
14	151	SMITH	53.044	151	SMITH	28.706	14	151	SMITH	1:21.750	1:21.750	0.000
15	1	SEATH	53.172	3	BARRETT	28.757	15	1	SEATH	1:21.759	1:22.124	0.365
16	70	BURSCOUGH	53.531	222	EPPS	28.811	16	70	BURSCOUGH	1:22.396	1:22.552	0.156
17	188	STANLEY	53.572	70	BURSCOUGH	28.865	17	13	EDMONDSON	1:22.662	1:22.662	0.000
18	13	EDMONDSON	53.623	13	EDMONDSON	29.039	18	188	STANLEY	1:22.776	1:23.063	0.287
19	222	EPPS	54.005	188	STANLEY	29.204	19	222	EPPS	1:22.816	1:22.965	0.149
20	17	HIRST	54.500	52	BAYLEY	29.230	20	17	HIRST	1:23.829	1:23.829	0.000
21	6	KNIGHTS	54.648	17	HIRST	29.329	21	52	BAYLEY	1:23.900	1:23.900	0.000
22	52	BAYLEY	54.670	88	PRINOS	29.592	22	6	KNIGHTS	1:24.362	1:24.362	0.000
23	95	MARSHALL	54.990	15	DAWE	29.699	23	88	PRINOS	1:24.616	1:24.651	0.035
24	88	PRINOS	55.024	6	KNIGHTS	29.714	24	60	HAYWARD	1:24.942	1:24.942	0.000
25	60	HAYWARD	55.209	60	HAYWARD	29.733	25	95	MARSHALL	1:25.205	1:25.284	0.079
26	271	DORLING	55.328	24	GODZISZ	29.856	26	271	DORLING	1:25.645	1:25.645	0.000
27	15	DAWE	55.947	95	MARSHALL	30.215	27	15	DAWE	1:25.646	1:26.217	0.571
28	44	GREEN	56.118	271	DORLING	30.317	28	44	GREEN	1:26.967	1:27.169	0.202
29	33	JOHNSTONE	57.243	33	JOHNSTONE	30.492	29	24	GODZISZ	1:27.138	1:27.351	0.213
30	24	GODZISZ	57.282	44	GREEN	30.849	30	33	JOHNSTONE	1:27.735	1:28.829	1.094
31	42	ATKINS	57.473	42	ATKINS	30.977	31	42	ATKINS	1:28.450	1:28.662	0.212
32	77	DEWHURST	57.687	77	DEWHURST	31.054	32	77	DEWHURST	1:28.741	1:28.971	0.230
33	187	DERMOTT	58.305	187	DERMOTT	31.288	33	187	DERMOTT	1:29.593	1:29.593	0.000
34	73	TURNER	59.078				34	110	HAIGH		1:25.000	
35							35	73	TURNER			

BMCRC - MRO Championships 2022 - Rnd 8 @ Donington Park National

EDlasia Formula 400 & Blue Haze GP

QUALIFYING - STATISTICS

Competitors Started	35
Planned Start	2022-09-03 @ 10:08:00.000
Actual Start	2022-09-03 @ 10:01:03.845
Finish Time	2022-09-03 @ 10:13:34.184
Track Length	1.9790mi.
Total Laps	280
Total Distance Covered	554.1388mi.

Session Fastest Lap History

NO	CL	NAME	LAP TIME	TIME OF DAY	LAP	VEHICLE
45		Mark THOMPSON	1:23.483	10:02:46.557	1	Kawasaki ZXR400
7	GP	Bruce DUNN	1:23.258	10:02:48.781	1	Yamaha TZ250
7	GP	Bruce DUNN	1:18.789	10:04:07.576	2	Yamaha TZ250
7	GP	Bruce DUNN	1:17.794	10:05:25.365	3	Yamaha TZ250
8	GP	Phil ATKINSON	1:17.726	10:06:26.720	3	Yamaha TZ350
7	GP	Bruce DUNN	1:17.642	10:06:43.009	4	Yamaha TZ250
8	GP	Phil ATKINSON	1:16.677	10:07:43.398	4	Yamaha TZ350
8	GP	Phil ATKINSON	1:16.287	10:10:17.105	6	Yamaha TZ350

Flag History

TYPE	TIME OF DAY
GREEN	10:01:03.845
FINISH	10:13:34.184

Flag Statistics

TYPE	COUNT	TOTAL LAPS	TOTAL TIME
Green	1	10	13:55.041
Red	0	0	0.000
Safety Car	0	0	0.000
FCY	0	0	0.000

BMCRC - MRO Championships 2022 - Rnd 8 @ Donington Park National

EDlasia Formula 400 & Blue Haze GP

QUALIFYING - STATISTICS

CLASS :

9 Starters

Fastest Lap History

NO	NAME	LAP TIME	TIME OF DAY	LAP	VEHICLE
45	Mark THOMPSON	1:23.483	10:02:46.557	1	Kawasaki ZXR400
45	Mark THOMPSON	1:21.025	10:04:07.581	2	Kawasaki ZXR400
48	Richie WELSH	1:20.944	10:04:10.353	2	Yamaha FZR 400 RRSP
45	Mark THOMPSON	1:18.901	10:05:26.483	3	Kawasaki ZXR400

BMCRC - MRO Championships 2022 - Rnd 8 @ Donington Park National

EDlasia Formula 400 & Blue Haze GP

QUALIFYING - STATISTICS

CLASS : R

4 Starters

Fastest Lap History

NO	NAME	LAP TIME	TIME OF DAY	LAP	VEHICLE
267	Jacob STEPHENSON	1:24.788	10:02:47.009	1	Yamaha R3
267	Jacob STEPHENSON	1:22.341	10:04:09.348	2	Yamaha R3
267	Jacob STEPHENSON	1:21.646	10:06:54.689	4	Yamaha R3
267	Jacob STEPHENSON	1:21.325	10:09:41.547	6	Yamaha R3
267	Jacob STEPHENSON	1:21.315	10:12:25.236	8	Yamaha R3

BMCRC - MRO Championships 2022 - Rnd 8 @ Donington Park National

EDlasia Formula 400 & Blue Haze GP

QUALIFYING - STATISTICS

CLASS : S

9 Starters

Fastest Lap History

NO	NAME	LAP TIME	TIME OF DAY	LAP	VEHICLE
151	Nick SMITH	1:24.159	10:02:48.588	1	Kawasaki ZXR400
151	Nick SMITH	1:21.750	10:04:10.338	2	Kawasaki ZXR400

BMCRC - MRO Championships 2022 - Rnd 8 @ Donington Park National

EDlasia Formula 400 & Blue Haze GP

QUALIFYING - STATISTICS

CLASS : S/R

2 Starters

Fastest Lap History

NO	NAME	LAP TIME	TIME OF DAY	LAP	VEHICLE
25	Haydon SMITH	1:25.593	10:02:50.236	1	Kawasaki ZXR400
25	Haydon SMITH	1:20.955	10:04:11.191	2	Kawasaki ZXR400
25	Haydon SMITH	1:20.519	10:06:53.095	4	Kawasaki ZXR400
25	Haydon SMITH	1:20.411	10:08:13.505	5	Kawasaki ZXR400
25	Haydon SMITH	1:19.962	10:10:54.052	7	Kawasaki ZXR400

BMCRC - MRO Championships 2022 - Rnd 8 @ Donington Park National

EDlasia Formula 400 & Blue Haze GP

QUALIFYING - STATISTICS

CLASS : GP

11 Starters

Fastest Lap History

NO	NAME	LAP TIME	TIME OF DAY	LAP	VEHICLE
7	Bruce DUNN	1:23.258	10:02:48.781	1	Yamaha TZ250
7	Bruce DUNN	1:18.789	10:04:07.576	2	Yamaha TZ250
7	Bruce DUNN	1:17.794	10:05:25.365	3	Yamaha TZ250
8	Phil ATKINSON	1:17.726	10:06:26.720	3	Yamaha TZ350
7	Bruce DUNN	1:17.642	10:06:43.009	4	Yamaha TZ250
8	Phil ATKINSON	1:16.677	10:07:43.398	4	Yamaha TZ350
8	Phil ATKINSON	1:16.287	10:10:17.105	6	Yamaha TZ350

BMCRC - MRO Championships 2022 - Rnd 8 @ Donington Park National

EDlasia Formula 400 & Blue Haze GP

RACE 5 - GRID (7 Laps)



ROW 12	36	72	Tess BICKERSTAFF	35	73	Colvin TURNER	34	187	Scott DERMOTT	1:29.593
ROW 11				33	77	Roy DEWHURST	32	33	Carl JOHNSTONE	1:28.971 1:28.829 1:28.662
ROW 10	30	24	Harley GODZISZ	29	44	Sam GREEN	28	15	Julian DAWE	1:27.351 1:27.169 1:26.217
ROW 9				27	271	Felix DORLING	26	95	Greg MARSHALL	1:25.645 1:25.284 1:25.000
ROW 8	24	60	Richard HAYWARD	23	88	George PRINOS	22	6	Jack KNIGHTS	1:24.942 1:24.651 1:24.362
ROW 7				21	52	Stephen BAYLEY	20	17	Sam HIRST	1:23.900 1:23.829 1:23.063
ROW 6	18	222	Matthew EPPS	17	13	Doug EDMONDSON	16	70	Andrew BURSCOUGH	1:22.965 1:22.662 1:22.552
ROW 5				15	1	James SEATH	14	151	Nick SMITH	1:22.124 1:21.750 1:21.340
ROW 4	12	267	Jacob STEPHENSON	11	3	Tom BARRETT	10	69	Dave HARVIEK	1:21.315 1:21.269 1:21.167
ROW 3				9	65	Andrew MOXON	8	25	Haydon SMITH	1:20.665 1:19.962 1:19.890
ROW 2	6	48	Richie WELSH	5	45	Mark THOMPSON	4	50	Sean MORRISON	1:19.227 1:18.901 1:17.985
ROW 1				3	46	Frank SWAIN	2	7	Bruce DUNN	1:17.688 1:17.215 1:16.287
							1	8	Phil ATKINSON	
										Pole

Donington Park National: 1.9790 miles

These results are provisional until the conclusion of any judicial and technical matters.

Clerk Of Course :	Stewards :	Timekeeper : Craig Smith
-------------------	------------	--------------------------

Results can be found at www.tsl-timing.com

Printed - 10:20 Saturday, 03 September 2022



BMCRC - MRO Championships 2022 - Rnd 8 @ Donington Park National

EDlasia Formula 400 & Blue Haze GP

RACE 5 - CLASSIFICATION



POS	NO	CL	PIC NAME	ENTRY	LAPS	TIME	GAP	DIFF	MPH	BEST	ON
1	8	GP	Phil ATKINSON	Yamaha TZ350 - ROSE MOT/Q Oil Treatments	7	9:02.622			91.65	1:16.288	6
2	7	GP	Bruce DUNN	Yamaha TZ250 - Bilstein UK	7	9:04.056	1.434	1.434	91.41	1:16.840	7
3	46	GP	Frank SWAIN	Honda RS250NX5 -	7	9:06.620	3.998	2.564	90.98	1:17.222	3
4	50	GP	Sean MORRISON	Honda RS 250 - Fincham's two strokes	7	9:12.034	9.412	5.414	90.09	1:17.462	2
5	48		Richie WELSH	Yamaha FZR 400 RRSP - EDEN'S BABY EXPERIE	7	9:14.167	11.545	2.133	89.74	1:17.328	2
6	65		Andrew MOXON	Honda VFR 400 NC30 - Vanguard motorsport Uckfit	7	9:32.071	29.449	17.904	86.94	1:20.311	2
7	25	S/R	Haydon SMITH	Kawasaki ZXR400 - HI-Precision Engineering Ltd	7	9:32.321	29.699	0.250	86.90	1:20.327	5
8	64	GP	Phil ELLIS	Yamaha TZ250 4TW -	7	9:34.542	31.920	2.221	86.56	1:19.941	7
9	60	GP	Richard HAYWARD	Yamaha TZ 250 3YL - Hazel Motors/ Gforce	7	9:35.210	32.588	0.668	86.46	1:19.797	6
10	13	S	Doug EDMONDSON	Yamaha TZR 250 - Stan Stephens Tuning	7	9:35.916	33.294	0.706	86.35	1:19.698	7
11	70	S	Andrew BURSCOUGH	Yamaha YPVS 350 - Apollo/Merlin/Abbey/Martianu	7	9:42.912	40.290	6.996	85.32	1:21.899	2
12	222	S	Matthew EPPS	Kawasaki ZXR400 - M.E Vehicle Repairs	7	9:43.315	40.693	0.403	85.26	1:21.460	2
13	33	S	Carl JOHNSTONE	Yamaha FZR400RR - EDlasia	7	9:43.925	41.303	0.610	85.17	1:21.260	7
14	1		James SEATH	Kawasaki ZXR400 L9 - Ovenden Earthmoving	7	9:44.597	41.975	0.672	85.07	1:21.778	6
15	267	R	Jacob STEPHENSON	Yamaha R3 - Vantage R&D	7	9:53.539	50.917	8.942	83.79	1:22.036	6
16	188	S	Michael STANLEY	Yamaha TZR250 -	7	9:53.841	51.219	0.302	83.75	1:22.898	7
17	110		Mark HAIGH	Aprilia RS250 - Chesterfield CarClinic/The Tuning V	7	10:04.762	1:02.140	10.921	82.24	1:23.005	6
18	95	R	Greg MARSHALL	Kawasaki NINJA 300 - Mum & Dad; HEL Performan	7	10:05.551	1:02.929	0.789	82.13	1:25.279	2
19	6	R	Jack KNIGHTS	Kawasaki NINJA 400 - Jk 06 racing	7	10:06.039	1:03.417	0.488	82.06	1:23.658	7
20	17		Sam HIRST	Kawasaki NINJA - Valley Racing	7	10:12.545	1:09.923	6.506	81.19	1:25.428	7
21	15	S	Julian DAWE	Honda RVF400 - EM Acoustics	7	10:14.297	1:11.675	1.752	80.96	1:26.362	7
22	52	GP	Stephen BAYLEY	Yamaha TZ 250 - Mander Organ Builders	7	10:19.694	1:17.072	5.397	80.25	1:23.804	7
23	44		Sam GREEN	Kawasaki NINJA 300 -	7	10:20.891	1:18.269	1.197	80.10	1:26.305	7
24	42	S	David ATKINS	Honda CBR 400 NC29 - DA PLUMBING and MECH	7	10:23.065	1:20.443	2.174	79.82	1:26.508	7
25	34	S	Dave HARVIEK	Yamaha TZR 250 -	7	10:28.341	1:25.719	5.276	79.15	1:27.038	7
26	77		Roy DEWHURST	Kawasaki ZXR 400 - Dawn	7	10:28.463	1:25.841	0.122	79.13	1:28.177	4
27	74	S	Harley GODZISZ	Honda NC30 - Mum xx	7	10:29.047	1:26.425	0.584	79.06	1:27.644	7
28	23	S	Colvin TURNER	Yamaha TZR250 -	7	10:30.286	1:27.664	1.239	78.91	1:27.970	5
29	187	S/R	Scott DERMOTT	Honda CBR400 - TwoClicksOut Racing	6	9:12.361	1 Lap	1 Lap	77.14	1:29.578	6
30	271	R	Felix DORLING	Kawasaki NINJA 400 - Kernow Controls	6	9:28.020	1 Lap	15.659	75.01	1:26.384	5

NOT CLASSIFIED

DNF	88	GP	George PRINOS	Yamaha TZ250 - KAPPA PLANNING LTD	2	2:54.601	5 Laps	4 Laps	80.82	1:22.500	2
DNF	3	GP	Tom BARRETT	Honda RS250 - The Two Stroke Workshop	2	2:55.071	5 Laps	0.470	80.61	1:22.432	2
DNF	45		Mark THOMPSON	Kawasaki ZXR400 - Flintstone Tyres / David Simon	2	3:06.779	5 Laps	11.708	75.55		
DNF	151	S	Nick SMITH	Kawasaki ZXR400 - HI-Precision Engineering Ltd	1	1:53.864	6 Laps	1 Lap	61.37		

FASTEST LAP

8	GP	Phil ATKINSON	Yamaha TZ350 - ROSE MOT/Q Oil Treatments	6	1:16.288	93.39 mph	150.29 kph
48		Richie WELSH	Yamaha FZR 400 RRSP - EDEN'S BABY EXPERIE	2	1:17.328	92.13 mph	148.27 kph
13	S	Doug EDMONDSON	Yamaha TZR 250 - Stan Stephens Tuning	7	1:19.698	89.39 mph	143.86 kph
25	S/R	Haydon SMITH	Kawasaki ZXR400 - HI-Precision Engineering Ltd	5	1:20.327	88.69 mph	142.74 kph
267	R	Jacob STEPHENSON	Yamaha R3 - Vantage R&D	6	1:22.036	86.84 mph	139.76 kph

Class GP - 92.5% of Race Speed = 84.77 mph

Class S/R - 92.5% of Race Speed = 80.38 mph

Class S - 92.5% of Race Speed = 79.87 mph

Class R - 92.5% of Race Speed = 77.50 mph

Weather / Track : Bright / Dry

These results are provisional until the conclusion of any judicial and technical matters.

Race Distance: 7 Laps / 13.85 miles
Donington Park National: 1.9790 miles
Date: 03/09/2022 Start: 12:53 Finish: 13:02

Clerk Of Course :	Stewards :	Timekeeper : <i>Craig Smith</i>
-------------------	------------	------------------------------------

Results can be found at www.tsl-timing.com

Printed - 13:36 Saturday, 03 September 2022



BMCRC - MRO Championships 2022 - Rnd 8 @ Donington Park National

EDlasia Formula 400 & Blue Haze GP

RACE 5 - LAP CHART

LAP 1 @ 12:54:26.398			LAP 3 @ 12:57:00.689			LAP 5 @ 12:59:33.906			LAP 7 @ 13:02:07.662		
NO	BEHIND	LAP TIME	NO	BEHIND	LAP TIME	NO	BEHIND	LAP TIME	NO	BEHIND	LAP TIME
46		1:21.358	8		1:16.742	8		1:16.622	8		1:17.468
7	0.018	1:21.376	7	0.088	1:17.274	7	1.419	1:17.349	7	1.434	1:16.840
8	0.559	1:21.917	46	0.416	1:17.222	46	2.313	1:17.532	46	3.998	1:17.916
50	0.837	1:22.195	50	1.602	1:17.594	50	5.943	1:18.858	50	9.412	1:18.648
48	1.881	1:23.239	48	3.377	1:18.459	271	1 Lap	1:26.738	187	1 Lap	1:29.578
45	2.378	1:23.736	65	12.008	1:21.342	48	7.870	1:18.746	48	11.545	1:18.510
25	4.436	1:25.794	25	13.238	1:21.539	25	21.484	1:20.327	271	1 Lap	1:26.707
65	4.646	1:26.004	222	14.868	1:21.590	65	21.750	1:21.400	65	29.449	1:20.631
70	5.407	1:26.765	64	15.857	1:21.653	64	25.043	1:21.222	25	29.699	1:20.445
222	6.109	1:27.467	70	16.107	1:23.092	60	26.708	1:21.538	64	31.920	1:19.941
267	6.461	1:27.819	13	16.668	1:21.763	13	27.414	1:21.609	60	32.588	1:19.839
13	7.617	1:28.975	60	16.900	1:21.245	70	28.158	1:22.979	13	33.294	1:19.698
64	7.705	1:29.063	267	17.351	1:22.099	222	28.504	1:24.180	70	40.290	1:23.319
1	7.880	1:29.238	1	18.978	1:22.599	267	29.436	1:22.586	222	40.693	1:23.337
60	9.022	1:30.380	33	22.097	1:22.194	1	30.438	1:21.951	33	41.303	1:21.260
188	9.326	1:30.684	188	22.679	1:24.234	33	32.365	1:21.282	1	41.975	1:23.515
95	9.886	1:31.244	95	26.867	1:25.993	188	38.117	1:24.801	267	50.917	1:33.201
88	10.743	1:32.101	15	31.168	1:26.958	95	45.463	1:25.626	188	51.219	1:22.898
3	11.281	1:32.639	6	31.543	1:26.154	110	48.954	1:23.842	110	1:02.140	1:23.937
6	11.579	1:32.937	110	31.869	1:24.515	6	49.426	1:25.247	95	1:02.929	1:25.549
17	11.868	1:33.226	17	32.284	1:26.813	15	51.789	1:26.441	6	1:03.417	1:23.658
15	11.869	1:33.227	44	36.609	1:28.275	17	52.254	1:26.341	17	1:09.923	1:25.428
33	11.897	1:33.255	77	38.622	1:28.737	44	59.086	1:27.434	15	1:11.675	1:26.362
52	12.791	1:34.149	42	38.990	1:28.790	42	1:00.677	1:27.257	52	1:17.072	1:23.804
44	14.250	1:35.608	34	40.142	1:29.188	52	1:01.675	1:27.119	44	1:18.269	1:26.305
110	14.811	1:36.169	24	40.254	1:29.218	77	1:02.624	1:29.042	42	1:20.443	1:26.508
77	14.893	1:36.251	73	40.553	1:29.198	24	1:03.034	1:28.191	34	1:25.719	1:27.038
42	15.479	1:36.837	52	42.206	1:32.236	73	1:03.437	1:27.970	77	1:25.841	1:28.177
271	15.562	1:36.920	187	45.823	1:30.834	34	1:04.149	1:29.481	24	1:26.425	1:27.644
34	16.538	1:37.896	271	1:12.542	2:04.579	187	1:13.917	1:31.160	73	1:27.664	1:28.090
24	16.669	1:38.027									
73	17.014	1:38.372									
187	18.892	1:40.250									
151	32.506	1:53.864 P									

BMCRC - MRO Championships 2022 - Rnd 8 @ Donington Park National

EDlasia Formula 400 & Blue Haze GP

RACE 5 - SECTOR ANALYSIS



SECTOR 1 = FL to I1, SECTOR 2 = I1 to FL, DIFF = Difference To Personal Best Lap, P = Crossed Finish Line in Pit Lane, D = Time Disallowed

P1		8 GP		Phil ATKINSON		Yamaha TZ350 - ROSE MOT/Q Oil Treatments	
IDEAL LAP TIME : 1:16.174		BEST LAP TIME : 1:16.288		DIFFERENCE : 0.114			
LAP	SECTOR 1	SECTOR 2	LAP TIME	MPH	DIFF	TIME OF DAY	
1 -		27.353	1:21.917	86.97	5.629	12:54:26.957	
2 -	49.864	27.126	1:16.990	92.53	0.702	12:55:43.947	
3 -	49.687	27.055	1:16.742	92.83	0.454	12:57:00.689	
4 -	49.550	27.045	1:16.595 (2)	93.01	0.307	12:58:17.284	
5 -	49.703	26.919	1:16.622 (3)	92.98	0.334	12:59:33.906	
6 -	49.255	27.033	1:16.288 (1)	93.39		13:00:50.194	
7 -	49.912	27.556	1:17.468	91.96	1.180	13:02:07.662	

P2		7 GP		Bruce DUNN		Yamaha TZ250 - Bilstein UK	
IDEAL LAP TIME : 1:16.782		BEST LAP TIME : 1:16.840		DIFFERENCE : 0.058			
LAP	SECTOR 1	SECTOR 2	LAP TIME	MPH	DIFF	TIME OF DAY	
1 -		27.356	1:21.376	87.55	4.536	12:54:26.416	
2 -	49.922	27.165	1:17.087 (3)	92.42	0.247	12:55:43.503	
3 -	49.968	27.306	1:17.274	92.19	0.434	12:57:00.777	
4 -	50.157	27.042	1:17.199	92.28	0.359	12:58:17.976	
5 -	50.414	26.935	1:17.349	92.11	0.509	12:59:35.325	
6 -	50.071	26.860	1:16.931 (2)	92.61	0.091	13:00:52.256	
7 -	49.972	26.868	1:16.840 (1)	92.72		13:02:09.096	

P3		46 GP		Frank SWAIN		Honda RS250NX5 -	
IDEAL LAP TIME : 1:17.076		BEST LAP TIME : 1:17.222		DIFFERENCE : 0.146			
LAP	SECTOR 1	SECTOR 2	LAP TIME	MPH	DIFF	TIME OF DAY	
1 -		27.198	1:21.358	87.57	4.136	12:54:26.398	
2 -	50.143	27.342	1:17.485 (2)	91.94	0.263	12:55:43.883	
3 -	49.911	27.311	1:17.222 (1)	92.26		12:57:01.105	
4 -	50.149	27.433	1:17.582	91.83	0.360	12:58:18.687	
5 -	50.367	27.165	1:17.532	91.89	0.310	12:59:36.219	
6 -	50.341	27.184	1:17.525 (3)	91.90	0.303	13:00:53.744	
7 -	50.708	27.208	1:17.916	91.44	0.694	13:02:11.660	

P4		50 GP		Sean MORRISON		Honda RS 250 - Fincham's two strokes	
IDEAL LAP TIME : 1:17.337		BEST LAP TIME : 1:17.462		DIFFERENCE : 0.125			
LAP	SECTOR 1	SECTOR 2	LAP TIME	MPH	DIFF	TIME OF DAY	
1 -		27.184	1:22.195	86.67	4.733	12:54:27.235	
2 -	50.361	27.101	1:17.462 (1)	91.97		12:55:44.697	
3 -	50.618	26.976	1:17.594 (2)	91.81	0.132	12:57:02.291	
4 -	51.277	27.423	1:18.700	90.52	1.238	12:58:20.991	
5 -	51.334	27.524	1:18.858	90.34	1.396	12:59:39.849	
6 -	51.034	27.543	1:18.577 (3)	90.67	1.115	13:00:58.426	
7 -	51.218	27.430	1:18.648	90.58	1.186	13:02:17.074	

P5		48		Richie WELSH		Yamaha FZR 400 RRP - EDEN'S BABY EXPERIENCES/ PETI	
IDEAL LAP TIME : 1:17.328		BEST LAP TIME : 1:17.328		DIFFERENCE : 0.000			
LAP	SECTOR 1	SECTOR 2	LAP TIME	MPH	DIFF	TIME OF DAY	
1 -		27.425	1:23.239	85.59	5.911	12:54:28.279	
2 -	50.352	26.976	1:17.328 (1)	92.13		12:55:45.607	
3 -	51.142	27.317	1:18.459 (2)	90.80	1.131	12:57:04.066	
4 -	51.471	27.493	1:18.964	90.22	1.636	12:58:23.030	
5 -	51.223	27.523	1:18.746	90.47	1.418	12:59:41.776	
6 -	51.378	27.543	1:18.921	90.27	1.593	13:01:00.697	
7 -	51.113	27.397	1:18.510 (3)	90.74	1.182	13:02:19.207	

BMCRG - MRO Championships 2022 - Rnd 8 @ Donington Park National

EDlasia Formula 400 & Blue Haze GP

RACE 5 - SECTOR ANALYSIS



SECTOR 1 = FL to I1, SECTOR 2 = I1 to FL, DIFF = Difference To Personal Best Lap, P = Crossed Finish Line in Pit Lane, D = Time Disallowed

P6 65 Andrew MOXON		Honda VFR 400 NC30 - Vanguard motorsport Uckfield + DART I				
IDEAL LAP TIME : 1:20.311		BEST LAP TIME : 1:20.311		DIFFERENCE : 0.000		
LAP	SECTOR 1	SECTOR 2	LAP TIME	MPH	DIFF	TIME OF DAY
1 -		28.737	1:26.004	82.84	5.693	12:54:31.044
2 -	52.122	28.189	1:20.311 (1)	88.71		12:55:51.355
3 -	52.536	28.806	1:21.342	87.58	1.031	12:57:12.697
4 -	52.831	28.728	1:21.559	87.35	1.248	12:58:34.256
5 -	52.589	28.811	1:21.400	87.52	1.089	12:59:55.656
6 -	52.492	28.332	1:20.824 (3)	88.15	0.513	13:01:16.480
7 -	52.368	28.263	1:20.631 (2)	88.36	0.320	13:02:37.111

P7 25 S/R Haydon SMITH		Kawasaki ZXR400 - HI-Precision Engineering Ltd				
IDEAL LAP TIME : 1:20.327		BEST LAP TIME : 1:20.327		DIFFERENCE : 0.000		
LAP	SECTOR 1	SECTOR 2	LAP TIME	MPH	DIFF	TIME OF DAY
1 -		28.742	1:25.794	83.04	5.467	12:54:30.834
2 -	53.148	28.406	1:21.554	87.36	1.227	12:55:52.388
3 -	53.162	28.377	1:21.539	87.37	1.212	12:57:13.927
4 -	52.751	28.385	1:21.136 (3)	87.81	0.809	12:58:35.063
5 -	52.077	28.250	1:20.327 (1)	88.69		12:59:55.390
6 -	53.140	28.386	1:21.526	87.39	1.199	13:01:16.916
7 -	52.120	28.325	1:20.445 (2)	88.56	0.118	13:02:37.361

P8 64 GP Phil ELLIS		Yamaha TZ250 4TW -				
IDEAL LAP TIME : 1:19.935		BEST LAP TIME : 1:19.941		DIFFERENCE : 0.006		
LAP	SECTOR 1	SECTOR 2	LAP TIME	MPH	DIFF	TIME OF DAY
1 -		29.092	1:29.063	79.99	9.122	12:54:34.103
2 -	52.734	28.056	1:20.790 (3)	88.18	0.849	12:55:54.893
3 -	53.047	28.606	1:21.653	87.25	1.712	12:57:16.546
4 -	52.727	28.454	1:21.181	87.76	1.240	12:58:37.727
5 -	52.747	28.475	1:21.222	87.71	1.281	12:59:58.949
6 -	52.392	28.300	1:20.692 (2)	88.29	0.751	13:01:19.641
7 -	51.879	28.062	1:19.941 (1)	89.12		13:02:39.582

P9 60 GP Richard HAYWARD		Yamaha TZ 250 3YL - Hazel Motors/ Gforce				
IDEAL LAP TIME : 1:19.613		BEST LAP TIME : 1:19.797		DIFFERENCE : 0.184		
LAP	SECTOR 1	SECTOR 2	LAP TIME	MPH	DIFF	TIME OF DAY
1 -		29.315	1:30.380	78.82	10.583	12:54:35.420
2 -	52.267	28.657	1:20.924 (3)	88.04	1.127	12:55:56.344
3 -	51.964	29.281	1:21.245	87.69	1.448	12:57:17.589
4 -	52.980	28.507	1:21.487	87.43	1.690	12:58:39.076
5 -	53.490	28.048	1:21.538	87.37	1.741	13:00:00.614
6 -	51.742	28.055	1:19.797 (1)	89.28		13:01:20.411
7 -	51.565	28.274	1:19.839 (2)	89.23	0.042	13:02:40.250

P10 13 Doug EDMONDSON		Yamaha TZR 250 - Stan Stephens Tuning				
IDEAL LAP TIME : 1:19.693		BEST LAP TIME : 1:19.698		DIFFERENCE : 0.005		
LAP	SECTOR 1	SECTOR 2	LAP TIME	MPH	DIFF	TIME OF DAY
1 -		28.932	1:28.975	80.07	9.277	12:54:34.015
2 -	52.438	29.141	1:21.579 (3)	87.33	1.881	12:55:55.594
3 -	52.537	29.226	1:21.763	87.13	2.065	12:57:17.357
4 -	52.906	29.448	1:22.354	86.51	2.656	12:58:39.711
5 -	53.136	28.473	1:21.609	87.30	1.911	13:00:01.320
6 -	51.777	28.161	1:19.938 (2)	89.12	0.240	13:01:21.258
7 -	51.532	28.166	1:19.698 (1)	89.39		13:02:40.956

BMCRRC - MRO Championships 2022 - Rnd 8 @ Donington Park National

EDlasia Formula 400 & Blue Haze GP

RACE 5 - SECTOR ANALYSIS



SECTOR 1 = FL to I1, SECTOR 2 = I1 to FL, DIFF = Difference To Personal Best Lap, P = Crossed Finish Line in Pit Lane, D = Time Disallowed

P11 70 S		Andrew BURSCOUGH		Yamaha YPVS 350 - Apollo/Merlin/Abbey/Martitanium			
IDEAL LAP TIME : 1:21.641		BEST LAP TIME : 1:21.899		DIFFERENCE : 0.258			
LAP	SECTOR 1	SECTOR 2	LAP TIME	MPH	DIFF	TIME OF DAY	
1 -		28.752	1:26.765	82.11	4.866	12:54:31.805	
2 -	52.889	29.010	1:21.899 (1)	86.99		12:55:53.704	
3 -	53.907	29.185	1:23.092	85.74	1.193	12:57:16.796	
4 -	53.194	29.095	1:22.289 (2)	86.58	0.390	12:58:39.085	
5 -	53.895	29.084	1:22.979	85.86	1.080	13:00:02.064	
6 -	53.539	29.030	1:22.569 (3)	86.28	0.670	13:01:24.633	
7 -	54.279	29.040	1:23.319	85.51	1.420	13:02:47.952	

P12 222 S		Matthew EPPS		Kawasaki ZXR400 - M.E Vehicle Repairs			
IDEAL LAP TIME : 1:21.006		BEST LAP TIME : 1:21.460		DIFFERENCE : 0.454			
LAP	SECTOR 1	SECTOR 2	LAP TIME	MPH	DIFF	TIME OF DAY	
1 -		28.279	1:27.467	81.45	6.007	12:54:32.507	
2 -	52.727	28.733	1:21.460 (1)	87.46		12:55:53.967	
3 -	53.166	28.424	1:21.590 (2)	87.32	0.130	12:57:15.557	
4 -	53.310	29.363	1:22.673	86.17	1.213	12:58:38.230	
5 -	54.672	29.508	1:24.180	84.63	2.720	13:00:02.410	
6 -	53.512	29.096	1:22.608 (3)	86.24	1.148	13:01:25.018	
7 -	54.030	29.307	1:23.337	85.49	1.877	13:02:48.355	

P13 33 S		Carl JOHNSTONE		Yamaha FZR400RR - EDlasia			
IDEAL LAP TIME : 1:20.967		BEST LAP TIME : 1:21.260		DIFFERENCE : 0.293			
LAP	SECTOR 1	SECTOR 2	LAP TIME	MPH	DIFF	TIME OF DAY	
1 -		30.110	1:33.255	76.39	11.995	12:54:38.295	
2 -	53.724	28.573	1:22.297	86.57	1.037	12:56:00.592	
3 -	53.651	28.543	1:22.194	86.68	0.934	12:57:22.786	
4 -	53.411	28.792	1:22.203	86.67	0.943	12:58:44.989	
5 -	52.640	28.642	1:21.282 (2)	87.65	0.022	13:00:06.271	
6 -	53.104	28.330	1:21.434 (3)	87.48	0.174	13:01:27.705	
7 -	52.637	28.623	1:21.260 (1)	87.67		13:02:48.965	

P14 1		James SEATH		Kawasaki ZXR400 L9 - Ovenden Earthmoving			
IDEAL LAP TIME : 1:21.748		BEST LAP TIME : 1:21.778		DIFFERENCE : 0.030			
LAP	SECTOR 1	SECTOR 2	LAP TIME	MPH	DIFF	TIME OF DAY	
1 -		29.579	1:29.238	79.83	7.460	12:54:34.278	
2 -	53.535	29.255	1:22.790	86.05	1.012	12:55:57.068	
3 -	53.668	28.931	1:22.599 (3)	86.25	0.821	12:57:19.667	
4 -	53.658	29.068	1:22.726	86.12	0.948	12:58:42.393	
5 -	53.225	28.726	1:21.951 (2)	86.93	0.173	13:00:04.344	
6 -	53.022	28.756	1:21.778 (1)	87.12		13:01:26.122	
7 -	53.484	30.031	1:23.515	85.30	1.737	13:02:49.637	

P15 267 R		Jacob STEPHENSON		Yamaha R3 - Vantage R&D			
IDEAL LAP TIME : 1:21.566		BEST LAP TIME : 1:22.036		DIFFERENCE : 0.470			
LAP	SECTOR 1	SECTOR 2	LAP TIME	MPH	DIFF	TIME OF DAY	
1 -		28.822	1:27.819	81.12	5.783	12:54:32.859	
2 -	53.556	29.526	1:23.082	85.75	1.046	12:55:55.941	
3 -	52.825	29.274	1:22.099 (2)	86.78	0.063	12:57:18.040	
4 -	53.567	29.149	1:22.716	86.13	0.680	12:58:40.756	
5 -	53.845	28.741	1:22.586 (3)	86.26	0.550	13:00:03.342	
6 -	53.119	28.917	1:22.036 (1)	86.84		13:01:25.378	
7 -	54.058	39.143	1:33.201	76.44	11.165	13:02:58.579	

BMCRC - MRO Championships 2022 - Rnd 8 @ Donington Park National

EDlasia Formula 400 & Blue Haze GP

RACE 5 - SECTOR ANALYSIS



SECTOR 1 = FL to I1, SECTOR 2 = I1 to FL, DIFF = Difference To Personal Best Lap, P = Crossed Finish Line in Pit Lane, D = Time Disallowed

P16 188 S		Michael STANLEY		Yamaha TZR250 -			
IDEAL LAP TIME : 1:22.898		BEST LAP TIME : 1:22.898		DIFFERENCE : 0.000			
LAP	SECTOR 1	SECTOR 2	LAP TIME	MPH	DIFF	TIME OF DAY	
1 -		30.053	1:30.684	78.56	7.786	12:54:35.724	
2 -	53.925	29.485	1:23.410 (2)	85.41	0.512	12:55:59.134	
3 -	54.177	30.057	1:24.234	84.58	1.336	12:57:23.368	
4 -	54.278	29.576	1:23.854 (3)	84.96	0.956	12:58:47.222	
5 -	54.988	29.813	1:24.801	84.01	1.903	13:00:12.023	
6 -	54.545	29.415	1:23.960	84.85	1.062	13:01:35.983	
7 -	53.678	29.220	1:22.898 (1)	85.94		13:02:58.881	

P17 110		Mark HAIGH		Aprilia RS250 - Chesterfield CarClinic/The Tuning Works			
IDEAL LAP TIME : 1:23.005		BEST LAP TIME : 1:23.005		DIFFERENCE : 0.000			
LAP	SECTOR 1	SECTOR 2	LAP TIME	MPH	DIFF	TIME OF DAY	
1 -		30.867	1:36.169	74.08	13.164	12:54:41.209	
2 -	56.189	30.645	1:26.834	82.04	3.829	12:56:08.043	
3 -	54.860	29.655	1:24.515	84.30	1.510	12:57:32.558	
4 -	56.563	29.897	1:26.460	82.40	3.455	12:58:59.018	
5 -	54.182	29.660	1:23.842 (2)	84.97	0.837	13:00:22.860	
6 -	53.873	29.132	1:23.005 (1)	85.83		13:01:45.865	
7 -	54.258	29.679	1:23.937 (3)	84.88	0.932	13:03:09.802	

P18 95 R		Greg MARSHALL		Kawasaki NINJA 300 - Mum & Dad; HEL Performance			
IDEAL LAP TIME : 1:25.192		BEST LAP TIME : 1:25.279		DIFFERENCE : 0.087			
LAP	SECTOR 1	SECTOR 2	LAP TIME	MPH	DIFF	TIME OF DAY	
1 -		30.271	1:31.244	78.08	5.965	12:54:36.284	
2 -	55.091	30.188	1:25.279 (1)	83.54		12:56:01.563	
3 -	55.401	30.592	1:25.993	82.85	0.714	12:57:27.556	
4 -	55.695	30.492	1:26.187	82.66	0.908	12:58:53.743	
5 -	55.263	30.363	1:25.626 (3)	83.20	0.347	13:00:19.369	
6 -	55.422	30.251	1:25.673	83.16	0.394	13:01:45.042	
7 -	55.448	30.101	1:25.549 (2)	83.28	0.270	13:03:10.591	

P19 6 R		Jack KNIGHTS		Kawasaki NINJA 400 - Jk 06 racing			
IDEAL LAP TIME : 1:23.658		BEST LAP TIME : 1:23.658		DIFFERENCE : 0.000			
LAP	SECTOR 1	SECTOR 2	LAP TIME	MPH	DIFF	TIME OF DAY	
1 -		31.263	1:32.937	76.66	9.279	12:54:37.977	
2 -	56.841	31.260	1:28.101	80.86	4.443	12:56:06.078	
3 -	55.670	30.484	1:26.154	82.69	2.496	12:57:32.232	
4 -	55.815	30.038	1:25.853	82.98	2.195	12:58:58.085	
5 -	55.377	29.870	1:25.247 (3)	83.57	1.589	13:00:23.332	
6 -	54.490	29.599	1:24.089 (2)	84.72	0.431	13:01:47.421	
7 -	54.174	29.484	1:23.658 (1)	85.16		13:03:11.079	

P20 17		Sam HIRST		Kawasaki NINJA - Valley Racing			
IDEAL LAP TIME : 1:25.428		BEST LAP TIME : 1:25.428		DIFFERENCE : 0.000			
LAP	SECTOR 1	SECTOR 2	LAP TIME	MPH	DIFF	TIME OF DAY	
1 -		31.187	1:33.226	76.42	7.798	12:54:38.266	
2 -	56.482	31.412	1:27.894	81.05	2.466	12:56:06.160	
3 -	55.726	31.087	1:26.813	82.06	1.385	12:57:32.973	
4 -	56.411	30.435	1:26.846	82.03	1.418	12:58:59.819	
5 -	55.711	30.630	1:26.341 (3)	82.51	0.913	13:00:26.160	
6 -	55.774	30.223	1:25.997 (2)	82.84	0.569	13:01:52.157	
7 -	55.342	30.086	1:25.428 (1)	83.39		13:03:17.585	

BMCRC - MRO Championships 2022 - Rnd 8 @ Donington Park National

EDlasia Formula 400 & Blue Haze GP

RACE 5 - SECTOR ANALYSIS



SECTOR 1 = FL to I1, SECTOR 2 = I1 to FL, DIFF = Difference To Personal Best Lap, P = Crossed Finish Line in Pit Lane, D = Time Disallowed

P21 15 S		Julian DAWE		Honda RVF400 - EM Acoustics		
IDEAL LAP TIME : 1:26.136		BEST LAP TIME : 1:26.362		DIFFERENCE : 0.226		
LAP	SECTOR 1	SECTOR 2	LAP TIME	MPH	DIFF	TIME OF DAY
1 -		30.145	1:33.227	76.42	6.865	12:54:38.267
2 -	56.158	30.474	1:26.632 (3)	82.24	0.270	12:56:04.899
3 -	56.591	30.367	1:26.958	81.93	0.596	12:57:31.857
4 -	57.293	30.104	1:27.397	81.52	1.035	12:58:59.254
5 -	56.132	30.309	1:26.441 (2)	82.42	0.079	13:00:25.695
6 -	57.097	30.183	1:27.280	81.62	0.918	13:01:52.975
7 -	56.358	30.004	1:26.362 (1)	82.49		13:03:19.337

P22 52 GP		Stephen BAYLEY		Yamaha TZ 250 - Mander Organ Builders		
IDEAL LAP TIME : 1:23.804		BEST LAP TIME : 1:23.804		DIFFERENCE : 0.000		
LAP	SECTOR 1	SECTOR 2	LAP TIME	MPH	DIFF	TIME OF DAY
1 -		30.471	1:34.149	75.67	10.345	12:54:39.189
2 -	55.981	35.489	1:31.470	77.89	7.666	12:56:10.659
3 -	1:00.846	31.390	1:32.236	77.24	8.432	12:57:42.895
4 -	55.469	30.098	1:25.567 (3)	83.26	1.763	12:59:08.462
5 -	56.814	30.305	1:27.119	81.78	3.315	13:00:35.581
6 -	55.899	29.450	1:25.349 (2)	83.47	1.545	13:02:00.930
7 -	54.980	28.824	1:23.804 (1)	85.01		13:03:24.734

P23 44		Sam GREEN		Kawasaki NINJA 300 -		
IDEAL LAP TIME : 1:26.305		BEST LAP TIME : 1:26.305		DIFFERENCE : 0.000		
LAP	SECTOR 1	SECTOR 2	LAP TIME	MPH	DIFF	TIME OF DAY
1 -		31.493	1:35.608	74.51	9.303	12:54:40.648
2 -	57.245	31.130	1:28.375	80.61	2.070	12:56:09.023
3 -	56.468	31.807	1:28.275	80.70	1.970	12:57:37.298
4 -	57.211	31.049	1:28.260	80.72	1.955	12:59:05.558
5 -	56.498	30.936	1:27.434 (3)	81.48	1.129	13:00:32.992
6 -	55.827	30.807	1:26.634 (2)	82.23	0.329	13:01:59.626
7 -	55.637	30.668	1:26.305 (1)	82.55		13:03:25.931

P24 42 S		David ATKINS		Honda CBR 400 NC29 - DA PLUMBING and MECHANICAL LTI		
IDEAL LAP TIME : 1:26.405		BEST LAP TIME : 1:26.508		DIFFERENCE : 0.103		
LAP	SECTOR 1	SECTOR 2	LAP TIME	MPH	DIFF	TIME OF DAY
1 -		30.692	1:36.837	73.57	10.329	12:54:41.877
2 -	57.718	31.294	1:29.012	80.04	2.504	12:56:10.889
3 -	57.393	31.397	1:28.790	80.24	2.282	12:57:39.679
4 -	56.792	30.855	1:27.647	81.28	1.139	12:59:07.326
5 -	56.694	30.563	1:27.257 (3)	81.65	0.749	13:00:34.583
6 -	56.422	30.592	1:27.014 (2)	81.87	0.506	13:02:01.597
7 -	55.842	30.666	1:26.508 (1)	82.35		13:03:28.105

P25 34 S		Dave HARVIEK		Yamaha TZR 250 -		
IDEAL LAP TIME : 1:27.038		BEST LAP TIME : 1:27.038		DIFFERENCE : 0.000		
LAP	SECTOR 1	SECTOR 2	LAP TIME	MPH	DIFF	TIME OF DAY
1 -		31.494	1:37.896	72.77	10.858	12:54:42.936
2 -	57.647	31.060	1:28.707	80.31	1.669	12:56:11.643
3 -	57.344	31.844	1:29.188	79.88	2.150	12:57:40.831
4 -	56.582	31.161	1:27.743 (2)	81.19	0.705	12:59:08.574
5 -	58.596	30.885	1:29.481	79.62	2.443	13:00:38.055
6 -	57.437	30.851	1:28.288 (3)	80.69	1.250	13:02:06.343
7 -	56.347	30.691	1:27.038 (1)	81.85		13:03:33.381

BMCRG - MRO Championships 2022 - Rnd 8 @ Donington Park National

EDlasia Formula 400 & Blue Haze GP

RACE 5 - SECTOR ANALYSIS



SECTOR 1 = FL to I1, SECTOR 2 = I1 to FL, DIFF = Difference To Personal Best Lap, P = Crossed Finish Line in Pit Lane, D = Time Disallowed

P26 77		Roy DEWHURST		Kawasaki ZXR 400 - Dawn		
IDEAL LAP TIME : 1:27.877		BEST LAP TIME : 1:28.177		DIFFERENCE : 0.300		
LAP	SECTOR 1	SECTOR 2	LAP TIME	MPH	DIFF	TIME OF DAY
1 -		31.466	1:36.251	74.02	8.074	12:54:41.291
2 -	58.588	30.695	1:29.283	79.79	1.106	12:56:10.574
3 -	58.031	30.706	1:28.737 (3)	80.28	0.560	12:57:39.311
4 -	57.747	30.430	1:28.177 (1)	80.79		12:59:07.488
5 -	57.839	31.203	1:29.042	80.01	0.865	13:00:36.530
6 -	58.035	30.761	1:28.796	80.23	0.619	13:02:05.326
7 -	58.047	30.130	1:28.177 (1)	80.79		13:03:33.503

P27 24 S		Harley GODZISZ		Honda NC30 - Mum xx		
IDEAL LAP TIME : 1:26.859		BEST LAP TIME : 1:27.644		DIFFERENCE : 0.785		
LAP	SECTOR 1	SECTOR 2	LAP TIME	MPH	DIFF	TIME OF DAY
1 -		31.176	1:38.027	72.67	10.383	12:54:43.067
2 -	57.939	30.719	1:28.658	80.36	1.014	12:56:11.725
3 -	57.956	31.262	1:29.218	79.85	1.574	12:57:40.943
4 -	56.718	31.088	1:27.806 (2)	81.14	0.162	12:59:08.749
5 -	57.666	30.525	1:28.191 (3)	80.78	0.547	13:00:36.940
6 -	57.883	31.620	1:29.503	79.60	1.859	13:02:06.443
7 -	57.503	30.141	1:27.644 (1)	81.29		13:03:34.087

P28 73 S		Colvin TURNER		Yamaha TZR250 -		
IDEAL LAP TIME : 1:27.268		BEST LAP TIME : 1:27.970		DIFFERENCE : 0.702		
LAP	SECTOR 1	SECTOR 2	LAP TIME	MPH	DIFF	TIME OF DAY
1 -		31.223	1:38.372	72.42	10.402	12:54:43.412
2 -	57.917	30.715	1:28.632	80.38	0.662	12:56:12.044
3 -	58.066	31.132	1:29.198	79.87	1.228	12:57:41.242
4 -	56.844	31.287	1:28.131 (3)	80.84	0.161	12:59:09.373
5 -	57.546	30.424	1:27.970 (1)	80.98		13:00:37.343
6 -	58.552	31.341	1:29.893	79.25	1.923	13:02:07.236
7 -	57.270	30.820	1:28.090 (2)	80.87	0.120	13:03:35.326

P29 187 S/R		Scott DERMOTT		Honda CBR400 - TwoClicksOut Racing		
IDEAL LAP TIME : 1:29.578		BEST LAP TIME : 1:29.578		DIFFERENCE : 0.000		
LAP	SECTOR 1	SECTOR 2	LAP TIME	MPH	DIFF	TIME OF DAY
1 -		32.502	1:40.250	71.06	10.672	12:54:45.290
2 -	58.699	31.689	1:30.388 (3)	78.82	0.810	12:56:15.678
3 -	58.677	32.157	1:30.834	78.43	1.256	12:57:46.512
4 -	58.479	31.672	1:30.151 (2)	79.03	0.573	12:59:16.663
5 -	59.042	32.118	1:31.160	78.15	1.582	13:00:47.823
6 -	58.129	31.449	1:29.578 (1)	79.53		13:02:17.401

P30 271 R		Felix DORLING		Kawasaki NINJA 400 - Kernow Controls		
IDEAL LAP TIME : 1:26.117		BEST LAP TIME : 1:26.384		DIFFERENCE : 0.267		
LAP	SECTOR 1	SECTOR 2	LAP TIME	MPH	DIFF	TIME OF DAY
1 -		31.281	1:36.920	73.51	10.536	12:54:41.960
2 -	56.300	30.392	1:26.692 (2)	82.18	0.308	12:56:08.652
3 -	1:32.651	31.928	2:04.579	57.18	38.195	12:58:13.231
4 -	56.293	30.445	1:26.738	82.13	0.354	12:59:39.969
5 -	55.725	30.659	1:26.384 (1)	82.47		13:01:06.353
6 -	56.084	30.623	1:26.707 (3)	82.16	0.323	13:02:33.060

P31 88 GP		George PRINOS		Yamaha TZ250 - KAPPA PLANNING LTD		
IDEAL LAP TIME : 1:22.500		BEST LAP TIME : 1:22.500		DIFFERENCE : 0.000		
LAP	SECTOR 1	SECTOR 2	LAP TIME	MPH	DIFF	TIME OF DAY
1 -		29.364	1:32.101	77.35	9.601	12:54:37.141
2 -	53.550	28.950	1:22.500 (1)	86.35		12:55:59.641

BMCRC - MRO Championships 2022 - Rnd 8 @ Donington Park National

EDlasia Formula 400 & Blue Haze GP

RACE 5 - SECTOR ANALYSIS



SECTOR 1 = FL to I1, SECTOR 2 = I1 to FL, DIFF = Difference To Personal Best Lap, P = Crossed Finish Line in Pit Lane, D = Time Disallowed

LAP	SECTOR 1	SECTOR 2	LAP TIME	MPH	DIFF	TIME OF DAY
P32 3 GP Tom BARRETT Honda RS250 - The Two Stroke Workshop						
IDEAL LAP TIME : 1:22.432		BEST LAP TIME : 1:22.432		DIFFERENCE : 0.000		
1 -		30.169	1:32.639	76.90	10.207	12:54:37.679
2 -	53.905	28.527	1:22.432 (1)	86.43		12:56:00.111
P33 45 Mark THOMPSON Kawasaki ZXR400 - Flintstone Tyres / David Simon Tuning						
IDEAL LAP TIME : 1:29.296		BEST LAP TIME :		DIFFERENCE :		
1 -		27.718	1:23.736	85.08		12:54:28.776
2 -	1:01.578	IN PIT	1:43.043 P	69.14		12:56:11.819
P34 151 S Nick SMITH Kawasaki ZXR400 - Hi-Precision Engineering Ltd						
IDEAL LAP TIME :		BEST LAP TIME :		DIFFERENCE :		
1 -		IN PIT	1:53.864 P	62.57		12:54:58.904

BMCRC - MRO Championships 2022 - Rnd 8 @ Donington Park National

EDlasia Formula 400 & Blue Haze GP

RACE 5 - BEST SECTORS

SECTOR 1			SECTOR 2			IDEAL / BEST COMPARISON						
POS	NO	NAME	TIME	NO	NAME	TIME	POS	NO	NAME	IDEAL	BEST	DIFF
									PERFECT LAP	1:16.115		
1	8	ATKINSON	49.255	7	DUNN	26.860	1	8	ATKINSON	1:16.174	1:16.288	0.114
2	46	SWAIN	49.911	8	ATKINSON	26.919	2	7	DUNN	1:16.782	1:16.840	0.058
3	7	DUNN	49.922	50	MORRISON	26.976	3	46	SWAIN	1:17.076	1:17.222	0.146
4	48	WELSH	50.352	48	WELSH	26.976	4	48	WELSH	1:17.328	1:17.328	0.000
5	50	MORRISON	50.361	46	SWAIN	27.165	5	50	MORRISON	1:17.337	1:17.462	0.125
6	13	EDMONDSON	51.532	45	THOMPSON	27.718	6	60	HAYWARD	1:19.613	1:19.797	0.184
7	60	HAYWARD	51.565	60	HAYWARD	28.048	7	13	EDMONDSON	1:19.693	1:19.698	0.005
8	64	ELLIS	51.879	64	ELLIS	28.056	8	64	ELLIS	1:19.935	1:19.941	0.006
9	25	SMITH	52.077	13	EDMONDSON	28.161	9	65	MOXON	1:20.311	1:20.311	0.000
10	65	MOXON	52.122	65	MOXON	28.189	10	25	SMITH	1:20.327	1:20.327	0.000
11	33	JOHNSTONE	52.637	25	SMITH	28.250	11	33	JOHNSTONE	1:20.967	1:21.260	0.293
12	222	EPPS	52.727	222	EPPS	28.279	12	222	EPPS	1:21.006	1:21.460	0.454
13	267	STEPHENSON	52.825	33	JOHNSTONE	28.330	13	267	STEPHENSON	1:21.566	1:22.036	0.470
14	70	BURSCOUGH	52.889	3	BARRETT	28.527	14	70	BURSCOUGH	1:21.641	1:21.899	0.258
15	1	SEATH	53.022	1	SEATH	28.726	15	1	SEATH	1:21.748	1:21.778	0.030
16	88	PRINOS	53.550	267	STEPHENSON	28.741	16	3	BARRETT	1:22.432	1:22.432	0.000
17	188	STANLEY	53.678	70	BURSCOUGH	28.752	17	88	PRINOS	1:22.500	1:22.500	0.000
18	110	HAIGH	53.873	52	BAYLEY	28.824	18	188	STANLEY	1:22.898	1:22.898	0.000
19	3	BARRETT	53.905	88	PRINOS	28.950	19	110	HAIGH	1:23.005	1:23.005	0.000
20	6	KNIGHTS	54.174	110	HAIGH	29.132	20	6	KNIGHTS	1:23.658	1:23.658	0.000
21	52	BAYLEY	54.980	188	STANLEY	29.220	21	52	BAYLEY	1:23.804	1:23.804	0.000
22	95	MARSHALL	55.091	6	KNIGHTS	29.484	22	95	MARSHALL	1:25.192	1:25.279	0.087
23	17	HIRST	55.342	15	DAWE	30.004	23	17	HIRST	1:25.428	1:25.428	0.000
24	44	GREEN	55.637	17	HIRST	30.086	24	271	DORLING	1:26.117	1:26.384	0.267
25	271	DORLING	55.725	95	MARSHALL	30.101	25	15	DAWE	1:26.136	1:26.362	0.226
26	42	ATKINS	55.842	77	DEWHURST	30.130	26	44	GREEN	1:26.305	1:26.305	0.000
27	15	DAWE	56.132	24	GODZISZ	30.141	27	42	ATKINS	1:26.405	1:26.508	0.103
28	34	HARVIEK	56.347	271	DORLING	30.392	28	24	GODZISZ	1:26.859	1:27.644	0.785
29	24	GODZISZ	56.718	73	TURNER	30.424	29	34	HARVIEK	1:27.038	1:27.038	0.000
30	73	TURNER	56.844	42	ATKINS	30.563	30	73	TURNER	1:27.268	1:27.970	0.702
31	77	DEWHURST	57.747	44	GREEN	30.668	31	77	DEWHURST	1:27.877	1:28.177	0.300
32	187	DERMOTT	58.129	34	HARVIEK	30.691	32	45	THOMPSON	1:29.296		
33	45	THOMPSON	1:01.578	187	DERMOTT	31.449	33	187	DERMOTT	1:29.578	1:29.578	0.000
34							34	151	SMITH			

BMCRC - MRO Championships 2022 - Rnd 8 @ Donington Park National

EDlasia Formula 400 & Blue Haze GP

RACE 5 - STATISTICS

Competitors Started	34
Planned Start	2022-09-03 @ 12:59:00.000
Actual Start	2022-09-03 @ 12:53:05.039
Finish Time	2022-09-03 @ 13:02:07.661
Track Length	1.9790mi.
Total Laps	215
Total Distance Covered	425.4994mi.

Session Fastest Lap History

NO	CL	NAME	LAP TIME	TIME OF DAY	LAP	VEHICLE
7	GP	Bruce DUNN	1:17.087	12:55:43.502	2	Yamaha TZ250
8	GP	Phil ATKINSON	1:16.990	12:55:43.947	2	Yamaha TZ350
8	GP	Phil ATKINSON	1:16.742	12:57:00.687	3	Yamaha TZ350
8	GP	Phil ATKINSON	1:16.595	12:58:17.282	4	Yamaha TZ350
8	GP	Phil ATKINSON	1:16.288	13:00:50.193	6	Yamaha TZ350

Session Leader History

NO	CL	NAME	FROM LAP	LAPS LED	DISTANCE	VEHICLE
46	GP	Frank SWAIN	1	1	1.94 miles	Honda RS250NX5
7	GP	Bruce DUNN	2	1	1.97 miles	Yamaha TZ250
8	GP	Phil ATKINSON	3	5	9.89 miles	Yamaha TZ350

Flag History

TYPE	TIME OF DAY
GREEN	12:53:05.039
FINISH	13:02:07.661

Flag Statistics

TYPE	COUNT	TOTAL LAPS	TOTAL TIME
Green	1	7	10:41.389
Red	0	0	0.000
Safety Car	0	0	0.000
FCY	0	0	0.000

BMCRC - MRO Championships 2022 - Rnd 8 @ Donington Park National

EDlasia Formula 400 & Blue Haze GP

RACE 5 - STATISTICS

CLASS :

9 Starters

Fastest Lap History

NO	NAME	LAP TIME	TIME OF DAY	LAP	VEHICLE
48	Richie WELSH	1:17.328	12:55:45.612	2	Yamaha FZR 400 RRSP

Leader History

NO	NAME	FROM LAP	LAPS LED	DISTANCE	VEHICLE
48	Richie WELSH	1	7	13.81 miles	Yamaha FZR 400 RRSP

BMCRC - MRO Championships 2022 - Rnd 8 @ Donington Park National

EDlasia Formula 400 & Blue Haze GP

RACE 5 - STATISTICS

CLASS : R

4 Starters

Fastest Lap History

NO	NAME	LAP TIME	TIME OF DAY	LAP	VEHICLE
267	Jacob STEPHENSON	1:23.082	12:55:55.957	2	Yamaha R3
267	Jacob STEPHENSON	1:22.099	12:57:18.058	3	Yamaha R3
267	Jacob STEPHENSON	1:22.036	13:01:25.394	6	Yamaha R3

Leader History

NO	NAME	FROM LAP	LAPS LED	DISTANCE	VEHICLE
267	Jacob STEPHENSON	1	7	13.81 miles	Yamaha R3

BMCRC - MRO Championships 2022 - Rnd 8 @ Donington Park National

EDlasia Formula 400 & Blue Haze GP

RACE 5 - STATISTICS

CLASS : S

10 Starters

Fastest Lap History

NO	NAME	LAP TIME	TIME OF DAY	LAP	VEHICLE
70	Andrew BURSCOUGH	1:21.899	12:55:53.710	2	Yamaha YPVS 350
222	Matthew EPPS	1:21.460	12:55:53.987	2	Kawasaki ZXR400
33	Carl JOHNSTONE	1:21.282	13:00:06.280	5	Yamaha FZR400RR
33	Carl JOHNSTONE	1:21.260	13:02:48.974	7	Yamaha FZR400RR

Leader History

NO	NAME	FROM LAP	LAPS LED	DISTANCE	VEHICLE
70	Andrew BURSCOUGH	1	2	3.92 miles	Yamaha YPVS 350
222	Matthew EPPS	3	2	3.95 miles	Kawasaki ZXR400
70	Andrew BURSCOUGH	5	3	5.93 miles	Yamaha YPVS 350

BMCRC - MRO Championships 2022 - Rnd 8 @ Donington Park National

EDlasia Formula 400 & Blue Haze GP

RACE 5 - STATISTICS

CLASS : S/R

2 Starters

Fastest Lap History

NO	NAME	LAP TIME	TIME OF DAY	LAP	VEHICLE
25	Haydon SMITH	1:21.554	12:55:52.389	2	Kawasaki ZXR400
25	Haydon SMITH	1:21.539	12:57:13.927	3	Kawasaki ZXR400
25	Haydon SMITH	1:21.136	12:58:35.063	4	Kawasaki ZXR400
25	Haydon SMITH	1:20.327	12:59:55.391	5	Kawasaki ZXR400

Leader History

NO	NAME	FROM LAP	LAPS LED	DISTANCE	VEHICLE
25	Haydon SMITH	1	7	13.81 miles	Kawasaki ZXR400

BMCRC - MRO Championships 2022 - Rnd 8 @ Donington Park National

EDlasia Formula 400 & Blue Haze GP

RACE 5 - STATISTICS

CLASS : GP

9 Starters

Fastest Lap History

NO	NAME	LAP TIME	TIME OF DAY	LAP	VEHICLE
7	Bruce DUNN	1:17.087	12:55:43.502	2	Yamaha TZ250
8	Phil ATKINSON	1:16.990	12:55:43.947	2	Yamaha TZ350
8	Phil ATKINSON	1:16.742	12:57:00.687	3	Yamaha TZ350
8	Phil ATKINSON	1:16.595	12:58:17.282	4	Yamaha TZ350
8	Phil ATKINSON	1:16.288	13:00:50.193	6	Yamaha TZ350

Leader History

NO	NAME	FROM LAP	LAPS LED	DISTANCE	VEHICLE
46	Frank SWAIN	1	1	1.94 miles	Honda RS250NX5
7	Bruce DUNN	2	1	1.97 miles	Yamaha TZ250
8	Phil ATKINSON	3	5	9.89 miles	Yamaha TZ350

BMCRC - MRO Championships 2022 - Rnd 8 @ Donington Park National

EDlasia Formula 400 & Blue Haze GP

RACE 15 - GRID (7 Laps)



ROW 12	36	72	Tess BICKERSTAFF	35	30	Ian MACKMAN	34	187	Scott DERMOTT	1:29.578
ROW 11				33	77	Roy DEWHURST	32	73	Colvin TURNER	1:27.970
							31	24	Harley GODZISZ	1:27.644
ROW 10	30	34	Dave HARVIEK	29	42	David ATKINS	28	271	Felix DORLING	1:26.384
ROW 9				27	15	Julian DAWE	26	44	Sam GREEN	1:26.305
							25	17	Sam HIRST	1:25.428
ROW 8	24	95	Greg MARSHALL	23	52	Stephen BAYLEY	22	6	Jack KNIGHTS	1:23.658
ROW 7				21	110	Mark HAIGH	20	151	Nick SMITH	1:22.898
							19	188	Michael STANLEY	1:22.898
ROW 6	18	88	George PRINOS	17	3	Tom BARRETT	16	267	Jacob STEPHENSON	1:22.036
ROW 5				15	70	Andrew BURSCOUGH	14	1	James SEATH	1:21.778
							13	222	Matthew EPPS	1:21.460
ROW 4	12	33	Carl JOHNSTONE	11	45	Mark THOMPSON	10	25	Haydon SMITH	1:20.327
ROW 3				9	65	Andrew MOXON	8	64	Phil ELLIS	1:19.941
							7	60	Richard HAYWARD	1:19.797
ROW 2	6	13	Doug EDMONDSON	5	50	Sean MORRISON	4	48	Richie WELSH	1:17.328
ROW 1				3	46	Frank SWAIN	2	7	Bruce DUNN	1:16.840
							1	8	Phil ATKINSON	1:16.288
										Pole

Donington Park National: 1.9790 miles

These results are provisional until the conclusion of any judicial and technical matters.

Clerk Of Course :	Stewards :	Timekeeper : <i>Craig Smith</i>
-------------------	------------	------------------------------------

Results can be found at www.tsl-timing.com

Printed - 13:11 Saturday, 03 September 2022



BMCRC - MRO Championships 2022 - Rnd 8 @ Donington Park National



EDlasia Formula 400 & Blue Haze GP



RACE 15 - CLASSIFICATION

POS	NO	CL	PIC NAME	ENTRY	LAPS	TIME	GAP	DIFF	MPH	BEST	ON
1	8	GP	Phil ATKINSON	Yamaha TZ350 - ROSE MOT/Q Oil Treatments	7	9:05.394			91.19	1:16.026	4
2	46	GP	Frank SWAIN	Honda RS250NX5 -	7	9:09.572	4.178	4.178	90.49	1:17.441	3
3	7	GP	Bruce DUNN	Yamaha TZ250 - Bilstein UK	7	9:12.217	6.823	2.645	90.06	1:17.757	5
4	50	GP	Sean MORRISON	Honda RS 250 - Fincham's two strokes	7	9:12.663	7.269	0.446	89.99	1:17.699	2
5	48		Richie WELSH	Yamaha FZR 400 RRSP - EDEN'S BABY EXPERIE	7	9:15.120	9.726	2.457	89.59	1:17.874	3
6	45		Mark THOMPSON	Kawasaki ZXR400 - Flintstone Tyres / David Simon T	7	9:22.332	16.938	7.212	88.44	1:17.921	5
7	25	S/R	Haydon SMITH	Kawasaki ZXR400 - HI-Precision Engineering Ltd	7	9:23.882	18.488	1.550	88.20	1:19.101	5
8	13	S	Doug EDMONDSON	Yamaha TZR 250 - Stan Stephens Tuning	7	9:24.263	18.869	0.381	88.14	1:19.558	3
9	65		Andrew MOXON	Honda VFR 400 NC30 - Vanguard motorsport Uckfie	7	9:28.799	23.405	4.536	87.44	1:19.758	4
10	60	GP	Richard HAYWARD	Yamaha TZ 250 3YL - Hazel Motors/ Gforce	7	9:32.382	26.988	3.583	86.89	1:20.666	4
11	222	S	Matthew EPPS	Kawasaki ZXR400 - M.E Vehicle Repairs	7	9:35.881	30.487	3.499	86.36	1:21.309	4
12	33	S	Carl JOHNSTONE	Yamaha FZR400RR - EDlasia	7	9:37.870	32.476	1.989	86.06	1:20.987	3
13	1		James SEATH	Kawasaki ZXR400 L9 - Ovenden Earthmoving	7	9:37.982	32.588	0.112	86.05	1:20.619	6
14	70	S	Andrew BURSCOUGH	Yamaha YPVS 350 - Apollo/Merlin/Abbey/Martitaniur	7	9:39.485	34.091	1.503	85.82	1:20.701	6
15	267	R	Jacob STEPHENSON	Yamaha R3 - Vantage R&D	7	9:41.737	36.343	2.252	85.49	1:21.165	7
16	88	GP	George PRINOS	Yamaha TZ250 - KAPPA PLANNING LTD	7	9:51.793	46.399	10.056	84.04	1:23.065	2
17	3	GP	Tom BARRETT	Honda RS250 - The Two Stroke Workshop	7	9:51.977	46.583	0.184	84.01	1:21.913	3
18	151	S	Nick SMITH	Kawasaki ZXR400 - HI-Precision Engineering Ltd	7	9:53.523	48.129	1.546	83.79	1:22.978	6
19	110		Mark HAIGH	Aprilia RS250 - Chesterfield CarClinic/The Tuning W	7	9:53.779	48.385	0.256	83.76	1:22.517	7
20	188	S	Michael STANLEY	Yamaha TZR250 -	7	9:54.276	48.882	0.497	83.69	1:22.863	7
21	52	GP	Stephen BAYLEY	Yamaha TZ 250 - Mander Organ Builders	7	10:00.056	54.662	5.780	82.88	1:21.908	7
22	6	R	Jack KNIGHTS	Kawasaki NINJA 400 - Jk 06 racing	7	10:02.633	57.239	2.577	82.53	1:24.109	7
23	17		Sam HIRST	Kawasaki NINJA - Valley Racing	7	10:02.959	57.565	0.326	82.48	1:24.096	5
24	95	R	Greg MARSHALL	Kawasaki NINJA 300 - Mum & Dad; HEL Performanc	7	10:05.059	59.665	2.100	82.20	1:24.859	7
25	34	S	Dave HARVIEK	Yamaha TZR 250 -	7	10:12.107	1:06.713	7.048	81.25	1:25.771	5
26	271	R	Felix DORLING	Kawasaki NINJA 400 - Kernow Controls	7	10:16.563	1:11.169	4.456	80.66	1:25.992	5
27	77		Roy DEWHURST	Kawasaki ZXR 400 - Dawn	7	10:24.304	1:18.910	7.741	79.66	1:26.781	5
28	24	S	Harley GODZISZ	Honda NC30 - Mum xx	7	10:24.688	1:19.294	0.384	79.61	1:26.401	5
29	42	S	David ATKINS	Honda CBR 400 NC29 - DA PLUMBING and MECH/	7	10:25.010	1:19.616	0.322	79.57	1:26.619	5
30	44		Sam GREEN	Kawasaki NINJA 300 -	7	10:26.057	1:20.663	1.047	79.44	1:27.424	4
31	73	S	Colvin TURNER	Yamaha TZR250 -	6	9:27.714	1 Lap	1 Lap	75.05	1:28.599	2

NOT CLASSIFIED

DNF	64	GP	Phil ELLIS	Yamaha TZ250 4TW -	3	4:09.307	4 Laps	3 Laps	85.18	1:20.885	2
DNF	187	S/R	Scott DERMOTT	Honda CBR400 - TwoClicksOut Racing	2	3:27.095	5 Laps	1 Lap	68.14		

NOT STARTED

NS	15	S	Julian DAWE	Honda RVF400 - EM Acoustics							
----	----	---	-------------	-----------------------------	--	--	--	--	--	--	--

FASTEST LAP

8	GP	Phil ATKINSON	Yamaha TZ350 - ROSE MOT/Q Oil Treatments	4	1:16.026	93.71 mph	150.81 kph
48		Richie WELSH	Yamaha FZR 400 RRSP - EDEN'S BABY EXPERIE	3	1:17.874	91.48 mph	147.23 kph
25	S/R	Haydon SMITH	Kawasaki ZXR400 - HI-Precision Engineering Ltd	5	1:19.101	90.07 mph	144.95 kph
13	S	Doug EDMONDSON	Yamaha TZR 250 - Stan Stephens Tuning	3	1:19.558	89.55 mph	144.12 kph
267	R	Jacob STEPHENSON	Yamaha R3 - Vantage R&D	7	1:21.165	87.77 mph	141.26 kph

Class GP - 92.5% of Race Speed = 84.35 mph

Class - 92.5% of Race Speed = 82.87 mph

Class S/R - 92.5% of Race Speed = 81.58 mph

Class S - 92.5% of Race Speed = 81.52 mph

Class R - 92.5% of Race Speed = 79.07 mph

Weather / Track : Bright / Dry

These results are provisional until the conclusion of any judicial and technical matters.

Race Distance: 7 Laps / 13.85 miles

Donington Park National: 1.9790 miles

Date: 03/09/2022 Start: 16:30 Finish: 16:39

Clerk Of Course :	Stewards :	Timekeeper : <i>Craig Smith</i>
-------------------	------------	------------------------------------

Results can be found at www.tsl-timing.com

Printed - 16:41 Saturday, 03 September 2022



BMCRC - MRO Championships 2022 - Rnd 8 @ Donington Park National

EDlasia Formula 400 & Blue Haze GP

RACE 15 - LAP CHART

LAP 1 @ 16:31:35.138			LAP 2 @ 16:32:52.439			LAP 3 @ 16:34:08.623			LAP 4 @ 16:35:24.649			LAP 5 @ 16:36:41.066			LAP 6 @ 16:37:58.548			LAP 7 @ 16:39:18.529		
NO	BEHIND	LAP TIME	NO	BEHIND	LAP TIME	NO	BEHIND	LAP TIME	NO	BEHIND	LAP TIME	NO	BEHIND	LAP TIME	NO	BEHIND	LAP TIME	NO	BEHIND	LAP TIME
46		1:22.003	8		1:16.804	8		1:16.026	8		1:17.482	8		1:17.417	8		1:19.981	8		1:19.981
8	0.497	1:22.500	46	0.535	1:17.836	46	3.715	1:17.949	46	5.990	1:17.995	46	5.477	1:18.179	46	4.178	1:18.169	46	4.178	1:18.169
7	1.191	1:23.194	7	2.347	1:18.457	7	6.481	1:17.971	7	8.608	1:18.269	7	6.823	1:18.196	7	7.821	1:17.757	7	6.823	1:18.196
48	1.623	1:23.626	50	3.197	1:17.699	50	7.110	1:18.221	50	9.078	1:17.850	50	7.269	1:18.172	50	8.710	1:18.017	50	7.269	1:18.172
50	2.799	1:24.802	48	3.648	1:19.326	48	7.539	1:18.227	48	10.892	1:18.956	48	9.726	1:18.815	48	9.418	1:18.296	48	9.726	1:18.815
13	3.345	1:25.348	13	5.715	1:19.671	13	12.943	1:19.880	13	12.943	1:19.880	13	16.130	1:19.604	13	16.130	1:19.604	13	16.130	1:19.604
25	3.453	1:25.456	25	6.286	1:20.134	25	13.997	1:19.647	25	13.997	1:19.647	25	16.681	1:19.101	25	16.681	1:19.101	25	16.681	1:19.959
222	3.685	1:25.688	65	6.859	1:20.342	65	14.818	1:19.758	65	14.818	1:19.758	65	18.539	1:20.138	65	18.539	1:20.138	65	18.488	1:20.091
65	3.818	1:25.821	222	8.171	1:21.787	222	18.777	1:21.309	222	27.905	1:21.702	222	23.685	1:21.325	222	23.685	1:21.325	222	23.685	1:21.325
60	4.205	1:26.208	60	8.620	1:21.716	60	17.918	1:20.666	60	25.861	1:20.928	60	16.587	1:17.921	60	16.587	1:17.921	60	16.587	1:17.921
45	4.627	1:26.630	64	8.912	1:20.885	45	15.083	1:18.451	45	17.960	1:18.855	45	18.539	1:20.138	45	18.539	1:20.138	45	18.488	1:20.091
64	5.328	1:27.331	45	9.526	1:22.200	45	19.798	1:22.302	45	31.784	1:20.701	45	9.418	1:18.296	45	9.418	1:18.296	45	9.418	1:18.296
33	5.662	1:27.665	33	9.959	1:21.598	33	21.029	1:22.293	33	30.744	1:22.069	33	9.418	1:18.296	33	9.418	1:18.296	33	9.418	1:18.296
70	6.041	1:28.044	70	10.396	1:21.656	70	22.772	1:23.032	70	31.218	1:20.619	70	16.130	1:19.604	70	16.130	1:19.604	70	16.130	1:19.604
267	6.713	1:28.716	267	10.754	1:21.342	267	23.288	1:23.196	267	35.159	1:21.541	267	23.685	1:21.325	267	23.685	1:21.325	267	23.685	1:21.325
1	7.205	1:29.208	1	11.932	1:22.028	1	23.063	1:21.867	1	42.772	1:23.483	1	26.157	1:21.545	1	26.157	1:21.545	1	26.157	1:21.545
188	8.322	1:30.325	88	15.268	1:23.065	88	29.678	1:23.395	88	42.772	1:23.483	88	26.157	1:21.545	88	26.157	1:21.545	88	26.157	1:21.545
151	9.232	1:31.235	188	15.664	1:24.643	188	32.415	1:24.316	188	45.115	1:22.978	188	26.157	1:21.545	188	26.157	1:21.545	188	26.157	1:21.545
88	9.504	1:31.507	3	17.923	1:23.990	3	29.928	1:22.302	3	42.772	1:23.483	3	26.157	1:21.545	3	26.157	1:21.545	3	26.157	1:21.545
110	10.345	1:32.348	151	18.035	1:26.104	151	33.048	1:23.482	151	45.115	1:22.978	151	26.157	1:21.545	151	26.157	1:21.545	151	26.157	1:21.545
3	11.234	1:33.237	110	18.900	1:25.856	110	33.431	1:23.198	110	45.115	1:22.978	110	26.157	1:21.545	110	26.157	1:21.545	110	26.157	1:21.545
95	11.809	1:33.812	17	19.275	1:24.552	17	37.298	1:25.062	17	45.115	1:22.978	95	26.157	1:21.545	95	26.157	1:21.545	95	26.157	1:21.545
6	11.836	1:33.839	6	19.740	1:25.205	6	37.298	1:25.062	6	45.115	1:22.978	6	26.157	1:21.545	6	26.157	1:21.545	6	26.157	1:21.545
17	12.024	1:34.027	95	20.118	1:25.610	95	33.048	1:23.482	95	45.115	1:22.978	17	26.157	1:21.545	17	26.157	1:21.545	17	26.157	1:21.545
34	13.516	1:35.519	34	22.927	1:26.712	34	33.048	1:23.482	34	45.115	1:22.978	34	26.157	1:21.545	34	26.157	1:21.545	34	26.157	1:21.545
44	14.370	1:36.373	52	23.023	1:25.089	52	33.431	1:23.198	52	45.115	1:22.978	44	26.157	1:21.545	44	26.157	1:21.545	44	26.157	1:21.545
52	15.235	1:37.238	271	25.442	1:27.470	271	37.298	1:25.062	271	45.115	1:22.978	52	26.157	1:21.545	52	26.157	1:21.545	52	26.157	1:21.545
271	15.273	1:37.276										271	26.157	1:21.545	271	26.157	1:21.545	271	26.157	1:21.545
77	15.401	1:37.404										77	26.157	1:21.545	77	26.157	1:21.545	77	26.157	1:21.545
24	15.887	1:37.890										24	26.157	1:21.545	24	26.157	1:21.545	24	26.157	1:21.545
42	15.899	1:37.902										42	26.157	1:21.545	42	26.157	1:21.545	42	26.157	1:21.545
73	16.371	1:38.374										73	26.157	1:21.545	73	26.157	1:21.545	73	26.157	1:21.545
187	24.308	1:46.311										187	26.157	1:21.545	187	26.157	1:21.545	187	26.157	1:21.545

Weather / Track : Bright / Dry

Donington Park National: 1.9790 miles
Date: 03/09/2022 Start: 16:30 Finish: 16:39

Results can be found at www.tsl-timing.com

Printed - 16:41 Saturday, 03 September 2022

BMCRC - MRO Championships 2022 - Rnd 8 @ Donington Park National

EDlasia Formula 400 & Blue Haze GP

RACE 15 - SECTOR ANALYSIS



SECTOR 1 = FL to I1, SECTOR 2 = I1 to FL, DIFF = Difference To Personal Best Lap, P = Crossed Finish Line in Pit Lane, D = Time Disallowed

P1		8 GP		Phil ATKINSON		Yamaha TZ350 - ROSE MOT/Q Oil Treatments	
IDEAL LAP TIME : 1:16.019		BEST LAP TIME : 1:16.026		DIFFERENCE : 0.007			
LAP	SECTOR 1	SECTOR 2	LAP TIME	MPH	DIFF	TIME OF DAY	
1 -		27.366	1:22.500	86.35	6.474	16:31:35.635	
2 -	49.815	26.989	1:16.804	92.76	0.778	16:32:52.439	
3 -	49.387	26.797	1:16.184 (2)	93.51	0.158	16:34:08.623	
4 -	49.222	26.804	1:16.026 (1)	93.71		16:35:24.649	
5 -	49.339	27.078	1:16.417 (3)	93.23	0.391	16:36:41.066	
6 -	49.941	27.541	1:17.482	91.95	1.456	16:37:58.548	
7 -	50.573	29.408	1:19.981	89.07	3.955	16:39:18.529	

P2		46 GP		Frank SWAIN		Honda RS250NX5 -	
IDEAL LAP TIME : 1:17.425		BEST LAP TIME : 1:17.441		DIFFERENCE : 0.016			
LAP	SECTOR 1	SECTOR 2	LAP TIME	MPH	DIFF	TIME OF DAY	
1 -		27.168	1:22.003	86.88	4.562	16:31:35.138	
2 -	50.490	27.346	1:17.836 (2)	91.53	0.395	16:32:52.974	
3 -	50.257	27.184	1:17.441 (1)	92.00		16:34:10.415	
4 -	50.709	27.240	1:17.949 (3)	91.40	0.508	16:35:28.364	
5 -	50.846	27.333	1:18.179	91.13	0.738	16:36:46.543	
6 -	50.630	27.365	1:17.995	91.34	0.554	16:38:04.538	
7 -	50.742	27.427	1:18.169	91.14	0.728	16:39:22.707	

P3		7 GP		Bruce DUNN		Yamaha TZ250 - Bilstein UK	
IDEAL LAP TIME : 1:17.696		BEST LAP TIME : 1:17.757		DIFFERENCE : 0.061			
LAP	SECTOR 1	SECTOR 2	LAP TIME	MPH	DIFF	TIME OF DAY	
1 -		27.373	1:23.194	85.63	5.437	16:31:36.329	
2 -	51.180	27.277	1:18.457	90.80	0.700	16:32:54.786	
3 -	51.048	27.325	1:18.373	90.90	0.616	16:34:13.159	
4 -	50.677	27.294	1:17.971 (2)	91.37	0.214	16:35:31.130	
5 -	50.419	27.338	1:17.757 (1)	91.62		16:36:48.887	
6 -	50.788	27.481	1:18.269	91.02	0.512	16:38:07.156	
7 -	50.892	27.304	1:18.196 (3)	91.11	0.439	16:39:25.352	

P4		50 GP		Sean MORRISON		Honda RS 250 - Fincham's two strokes	
IDEAL LAP TIME : 1:17.605		BEST LAP TIME : 1:17.699		DIFFERENCE : 0.094			
LAP	SECTOR 1	SECTOR 2	LAP TIME	MPH	DIFF	TIME OF DAY	
1 -		27.483	1:24.802	84.01	7.103	16:31:37.937	
2 -	50.409	27.290	1:17.699 (1)	91.69		16:32:55.636	
3 -	50.556	27.346	1:17.902 (3)	91.45	0.203	16:34:13.538	
4 -	50.969	27.252	1:18.221	91.08	0.522	16:35:31.759	
5 -	50.821	27.196	1:18.017	91.32	0.318	16:36:49.776	
6 -	50.549	27.301	1:17.850 (2)	91.51	0.151	16:38:07.626	
7 -	50.903	27.269	1:18.172	91.14	0.473	16:39:25.798	

P5		48		Richie WELSH		Yamaha FZR 400 RRPSP - EDEN'S BABY EXPERIENCES/ PETI	
IDEAL LAP TIME : 1:17.874		BEST LAP TIME : 1:17.874		DIFFERENCE : 0.000			
LAP	SECTOR 1	SECTOR 2	LAP TIME	MPH	DIFF	TIME OF DAY	
1 -		27.369	1:23.626	85.19	5.752	16:31:36.761	
2 -	51.206	28.120	1:19.326	89.81	1.452	16:32:56.087	
3 -	50.783	27.091	1:17.874 (1)	91.48		16:34:13.961	
4 -	50.954	27.273	1:18.227 (2)	91.07	0.353	16:35:32.188	
5 -	51.002	27.294	1:18.296 (3)	90.99	0.422	16:36:50.484	
6 -	51.002	27.954	1:18.956	90.23	1.082	16:38:09.440	
7 -	51.178	27.637	1:18.815	90.39	0.941	16:39:28.255	

BMCR - MRO Championships 2022 - Rnd 8 @ Donington Park National

EDlasia Formula 400 & Blue Haze GP

RACE 15 - SECTOR ANALYSIS



SECTOR 1 = FL to I1, SECTOR 2 = I1 to FL, DIFF = Difference To Personal Best Lap, P = Crossed Finish Line in Pit Lane, D = Time Disallowed

P6 45		Mark THOMPSON		Kawasaki ZXR400 - Flintstone Tyres / David Simon Tuning		
IDEAL LAP TIME : 1:17.921		BEST LAP TIME : 1:17.921		DIFFERENCE : 0.000		
LAP	SECTOR 1	SECTOR 2	LAP TIME	MPH	DIFF	TIME OF DAY
1 -		28.124	1:26.630	82.24	8.709	16:31:39.765
2 -	51.935	30.265	1:22.200	86.67	4.279	16:33:01.965
3 -	51.420	27.896	1:19.316	89.82	1.395	16:34:21.281
4 -	50.754	27.697	1:18.451 (2)	90.81	0.530	16:35:39.732
5 -	50.301	27.620	1:17.921 (1)	91.43		16:36:57.653
6 -	51.034	27.821	1:18.855 (3)	90.35	0.934	16:38:16.508
7 -	51.033	27.926	1:18.959	90.23	1.038	16:39:35.467

P7 25 S/R		Haydon SMITH		Kawasaki ZXR400 - HI-Precision Engineering Ltd		
IDEAL LAP TIME : 1:18.827		BEST LAP TIME : 1:19.101		DIFFERENCE : 0.274		
LAP	SECTOR 1	SECTOR 2	LAP TIME	MPH	DIFF	TIME OF DAY
1 -		28.909	1:25.456	83.37	6.355	16:31:38.591
2 -	52.077	28.057	1:20.134	88.90	1.033	16:32:58.725
3 -	52.436	27.838	1:20.274	88.75	1.173	16:34:18.999
4 -	51.929	27.718	1:19.647 (3)	89.45	0.546	16:35:38.646
5 -	51.159	27.942	1:19.101 (1)	90.07		16:36:57.747
6 -	51.511	27.668	1:19.179 (2)	89.98	0.078	16:38:16.926
7 -	51.905	28.186	1:20.091	88.95	0.990	16:39:37.017

P8 13 S		Doug EDMONDSON		Yamaha TZR 250 - Stan Stephens Tuning		
IDEAL LAP TIME : 1:19.418		BEST LAP TIME : 1:19.558		DIFFERENCE : 0.140		
LAP	SECTOR 1	SECTOR 2	LAP TIME	MPH	DIFF	TIME OF DAY
1 -		28.334	1:25.348	83.47	5.790	16:31:38.483
2 -	51.622	28.049	1:19.671 (3)	89.42	0.113	16:32:58.154
3 -	51.534	28.024	1:19.558 (1)	89.55		16:34:17.712
4 -	51.740	28.140	1:19.880	89.19	0.322	16:35:37.592
5 -	51.654	27.950	1:19.604 (2)	89.50	0.046	16:36:57.196
6 -	51.688	28.216	1:19.904	89.16	0.346	16:38:17.100
7 -	51.468	28.830	1:20.298	88.72	0.740	16:39:37.398

P9 65		Andrew MOXON		Honda VFR 400 NC30 - Vanguard motorsport Uckfield + DART I		
IDEAL LAP TIME : 1:19.758		BEST LAP TIME : 1:19.758		DIFFERENCE : 0.000		
LAP	SECTOR 1	SECTOR 2	LAP TIME	MPH	DIFF	TIME OF DAY
1 -		28.134	1:25.821	83.01	6.063	16:31:38.956
2 -	52.109	28.233	1:20.342 (3)	88.67	0.584	16:32:59.298
3 -	52.106	28.305	1:20.411	88.60	0.653	16:34:19.709
4 -	51.647	28.111	1:19.758 (1)	89.32		16:35:39.467
5 -	51.914	28.224	1:20.138 (2)	88.90	0.380	16:36:59.605
6 -	51.761	29.086	1:20.847	88.12	1.089	16:38:20.452
7 -	52.714	28.768	1:21.482	87.43	1.724	16:39:41.934

P10 60 GP		Richard HAYWARD		Yamaha TZ 250 3YL - Hazel Motors/ Gforce		
IDEAL LAP TIME : 1:20.246		BEST LAP TIME : 1:20.666		DIFFERENCE : 0.420		
LAP	SECTOR 1	SECTOR 2	LAP TIME	MPH	DIFF	TIME OF DAY
1 -		28.146	1:26.208	82.64	5.542	16:31:39.343
2 -	53.319	28.397	1:21.716	87.18	1.050	16:33:01.059
3 -	52.882	27.960	1:20.842 (2)	88.13	0.176	16:34:21.901
4 -	52.286	28.380	1:20.666 (1)	88.32		16:35:42.567
5 -	52.712	28.202	1:20.914 (3)	88.05	0.248	16:37:03.481
6 -	52.653	28.275	1:20.928	88.03	0.262	16:38:24.409
7 -	52.431	28.677	1:21.108	87.84	0.442	16:39:45.517

BMCRC - MRO Championships 2022 - Rnd 8 @ Donington Park National

EDlasia Formula 400 & Blue Haze GP

RACE 15 - SECTOR ANALYSIS



SECTOR 1 = FL to I1, SECTOR 2 = I1 to FL, DIFF = Difference To Personal Best Lap, P = Crossed Finish Line in Pit Lane, D = Time Disallowed

P11 222 S		Matthew EPPS		Kawasaki ZXR400 - M.E Vehicle Repairs			
IDEAL LAP TIME : 1:21.244		BEST LAP TIME : 1:21.309		DIFFERENCE : 0.065			
LAP	SECTOR 1	SECTOR 2	LAP TIME	MPH	DIFF	TIME OF DAY	
1 -		28.829	1:25.688	83.14	4.379	16:31:38.823	
2 -	53.206	28.581	1:21.787	87.11	0.478	16:33:00.610	
3 -	53.057	28.450	1:21.507 (3)	87.41	0.198	16:34:22.117	
4 -	52.983	28.326	1:21.309 (1)	87.62		16:35:43.426	
5 -	52.945	28.380	1:21.325 (2)	87.60	0.016	16:37:04.751	
6 -	52.918	28.784	1:21.702	87.20	0.393	16:38:26.453	
7 -	53.662	28.901	1:22.563	86.29	1.254	16:39:49.016	

P12 33 S		Carl JOHNSTONE		Yamaha FZR400RR - EDlasia			
IDEAL LAP TIME : 1:20.889		BEST LAP TIME : 1:20.987		DIFFERENCE : 0.098			
LAP	SECTOR 1	SECTOR 2	LAP TIME	MPH	DIFF	TIME OF DAY	
1 -		28.455	1:27.665	81.27	6.678	16:31:40.800	
2 -	52.576	29.022	1:21.598 (3)	87.31	0.611	16:33:02.398	
3 -	52.674	28.313	1:20.987 (1)	87.97		16:34:23.385	
4 -	53.591	28.702	1:22.293	86.57	1.306	16:35:45.678	
5 -	53.211	28.334	1:21.545 (2)	87.37	0.558	16:37:07.223	
6 -	53.444	28.625	1:22.069	86.81	1.082	16:38:29.292	
7 -	52.910	28.803	1:21.713	87.19	0.726	16:39:51.005	

P13 1		James SEATH		Kawasaki ZXR400 L9 - Ovenden Earthmoving			
IDEAL LAP TIME : 1:20.619		BEST LAP TIME : 1:20.619		DIFFERENCE : 0.000			
LAP	SECTOR 1	SECTOR 2	LAP TIME	MPH	DIFF	TIME OF DAY	
1 -		28.932	1:29.208	79.86	8.589	16:31:42.343	
2 -	53.216	28.812	1:22.028	86.85	1.409	16:33:04.371	
3 -	52.910	28.564	1:21.474	87.44	0.855	16:34:25.845	
4 -	53.127	28.740	1:21.867	87.02	1.248	16:35:47.712	
5 -	52.915	28.520	1:21.435 (3)	87.48	0.816	16:37:09.147	
6 -	52.180	28.439	1:20.619 (1)	88.37		16:38:29.766	
7 -	52.626	28.725	1:21.351 (2)	87.57	0.732	16:39:51.117	

P14 70 S		Andrew BURSCOUGH		Yamaha YPVS 350 - Apollo/Merlin/Abbey/Martitanium			
IDEAL LAP TIME : 1:20.701		BEST LAP TIME : 1:20.701		DIFFERENCE : 0.000			
LAP	SECTOR 1	SECTOR 2	LAP TIME	MPH	DIFF	TIME OF DAY	
1 -		28.653	1:28.044	80.92	7.343	16:31:41.179	
2 -	52.792	28.864	1:21.656 (3)	87.25	0.955	16:33:02.835	
3 -	52.772	28.782	1:21.554 (2)	87.36	0.853	16:34:24.389	
4 -	54.106	28.926	1:23.032	85.80	2.331	16:35:47.421	
5 -	53.618	28.592	1:22.210	86.66	1.509	16:37:09.631	
6 -	52.402	28.299	1:20.701 (1)	88.28		16:38:30.332	
7 -	53.398	28.890	1:22.288	86.58	1.587	16:39:52.620	

P15 267 R		Jacob STEPHENSON		Yamaha R3 - Vantage R&D			
IDEAL LAP TIME : 1:21.128		BEST LAP TIME : 1:21.165		DIFFERENCE : 0.037			
LAP	SECTOR 1	SECTOR 2	LAP TIME	MPH	DIFF	TIME OF DAY	
1 -		28.831	1:28.716	80.30	7.551	16:31:41.851	
2 -	52.775	28.567	1:21.342 (2)	87.58	0.177	16:33:03.193	
3 -	52.904	28.644	1:21.548	87.36	0.383	16:34:24.741	
4 -	54.054	29.142	1:23.196	85.63	2.031	16:35:47.937	
5 -	53.870	30.359	1:24.229	84.58	3.064	16:37:12.166	
6 -	52.965	28.576	1:21.541 (3)	87.37	0.376	16:38:33.707	
7 -	52.812	28.353	1:21.165 (1)	87.77		16:39:54.872	

BMCRC - MRO Championships 2022 - Rnd 8 @ Donington Park National

EDlasia Formula 400 & Blue Haze GP

RACE 15 - SECTOR ANALYSIS



SECTOR 1 = FL to I1, SECTOR 2 = I1 to FL, DIFF = Difference To Personal Best Lap, P = Crossed Finish Line in Pit Lane, D = Time Disallowed

P16 88 GP		George PRINOS		Yamaha TZ250 - KAPPA PLANNING LTD		
IDEAL LAP TIME : 1:22.899		BEST LAP TIME : 1:23.065		DIFFERENCE : 0.166		
LAP	SECTOR 1	SECTOR 2	LAP TIME	MPH	DIFF	TIME OF DAY
1 -		29.455	1:31.507	77.85	8.442	16:31:44.642
2 -	54.194	28.871	1:23.065 (1)	85.77		16:33:07.707
3 -	54.172	29.053	1:23.225 (2)	85.60	0.160	16:34:30.932
4 -	54.028	29.367	1:23.395 (3)	85.43	0.330	16:35:54.327
5 -	54.057	29.453	1:23.510	85.31	0.445	16:37:17.837
6 -	54.436	29.047	1:23.483	85.34	0.418	16:38:41.320
7 -	54.400	29.208	1:23.608	85.21	0.543	16:40:04.928

P17 3 GP		Tom BARRETT		Honda RS250 - The Two Stroke Workshop		
IDEAL LAP TIME : 1:20.888		BEST LAP TIME : 1:21.913		DIFFERENCE : 1.025		
LAP	SECTOR 1	SECTOR 2	LAP TIME	MPH	DIFF	TIME OF DAY
1 -		30.269	1:33.237	76.41	11.324	16:31:46.372
2 -	54.730	29.260	1:23.990	84.82	2.077	16:33:10.362
3 -	52.028	29.885	1:21.913 (1)	86.97		16:34:32.275
4 -	53.184	29.118	1:22.302 (2)	86.56	0.389	16:35:54.577
5 -	54.033	29.321	1:23.354 (3)	85.47	1.441	16:37:17.931
6 -	54.545	28.860	1:23.405	85.42	1.492	16:38:41.336
7 -	54.614	29.162	1:23.776	85.04	1.863	16:40:05.112

P18 151 S		Nick SMITH		Kawasaki ZXR400 - Hi-Precision Engineering Ltd		
IDEAL LAP TIME : 1:22.770		BEST LAP TIME : 1:22.978		DIFFERENCE : 0.208		
LAP	SECTOR 1	SECTOR 2	LAP TIME	MPH	DIFF	TIME OF DAY
1 -		29.946	1:31.235	78.09	8.257	16:31:44.370
2 -	56.487	29.617	1:26.104	82.74	3.126	16:33:10.474
3 -	54.810	28.931	1:23.741	85.07	0.763	16:34:34.215
4 -	54.179	29.303	1:23.482	85.34	0.504	16:35:57.697
5 -	54.101	28.887	1:22.988 (2)	85.85	0.010	16:37:20.685
6 -	54.025	28.953	1:22.978 (1)	85.86		16:38:43.663
7 -	53.883	29.112	1:22.995 (3)	85.84	0.017	16:40:06.658

P19 110		Mark HAIGH		Aprilia RS250 - Chesterfield CarClinic/The Tuning Works		
IDEAL LAP TIME : 1:22.505		BEST LAP TIME : 1:22.517		DIFFERENCE : 0.012		
LAP	SECTOR 1	SECTOR 2	LAP TIME	MPH	DIFF	TIME OF DAY
1 -		30.522	1:32.348	77.14	9.831	16:31:45.483
2 -	55.699	30.157	1:25.856	82.98	3.339	16:33:11.339
3 -	54.130	29.413	1:23.543	85.28	1.026	16:34:34.882
4 -	53.730	29.468	1:23.198 (3)	85.63	0.681	16:35:58.080
5 -	54.749	28.854	1:23.603	85.21	1.086	16:37:21.683
6 -	53.728	28.986	1:22.714 (2)	86.13	0.197	16:38:44.397
7 -	53.651	28.866	1:22.517 (1)	86.34		16:40:06.914

P20 188 S		Michael STANLEY		Yamaha TZR250 -		
IDEAL LAP TIME : 1:22.863		BEST LAP TIME : 1:22.863		DIFFERENCE : 0.000		
LAP	SECTOR 1	SECTOR 2	LAP TIME	MPH	DIFF	TIME OF DAY
1 -		29.756	1:30.325	78.87	7.462	16:31:43.460
2 -	54.493	30.150	1:24.643	84.17	1.780	16:33:08.103
3 -	55.178	29.467	1:24.645	84.17	1.782	16:34:32.748
4 -	54.743	29.573	1:24.316	84.49	1.453	16:35:57.064
5 -	54.530	29.424	1:23.954 (3)	84.86	1.091	16:37:21.018
6 -	54.162	29.368	1:23.530 (2)	85.29	0.667	16:38:44.548
7 -	53.806	29.057	1:22.863 (1)	85.98		16:40:07.411

BMCRC - MRO Championships 2022 - Rnd 8 @ Donington Park National

EDlasia Formula 400 & Blue Haze GP

RACE 15 - SECTOR ANALYSIS



SECTOR 1 = FL to I1, SECTOR 2 = I1 to FL, DIFF = Difference To Personal Best Lap, P = Crossed Finish Line in Pit Lane, D = Time Disallowed

P21 52 GP		Stephen BAYLEY		Yamaha TZ 250 - Mander Organ Builders			
IDEAL LAP TIME : 1:21.908		BEST LAP TIME : 1:21.908		DIFFERENCE : 0.000			
LAP	SECTOR 1	SECTOR 2	LAP TIME	MPH	DIFF	TIME OF DAY	
1 -		31.367	1:37.238	73.26	15.330	16:31:50.373	
2 -	55.951	29.138	1:25.089	83.73	3.181	16:33:15.462	
3 -	54.630	28.925	1:23.555 (3)	85.26	1.647	16:34:39.017	
4 -	56.005	29.107	1:25.112	83.70	3.204	16:36:04.129	
5 -	54.082	29.041	1:23.123 (2)	85.71	1.215	16:37:27.252	
6 -	55.067	28.964	1:24.031	84.78	2.123	16:38:51.283	
7 -	53.073	28.835	1:21.908 (1)	86.98		16:40:13.191	

P22 6 R		Jack KNIGHTS		Kawasaki NINJA 400 - Jk 06 racing			
IDEAL LAP TIME : 1:24.109		BEST LAP TIME : 1:24.109		DIFFERENCE : 0.000			
LAP	SECTOR 1	SECTOR 2	LAP TIME	MPH	DIFF	TIME OF DAY	
1 -		31.523	1:33.839	75.92	9.730	16:31:46.974	
2 -	55.366	29.839	1:25.205	83.61	1.096	16:33:12.179	
3 -	54.882	29.824	1:24.706 (2)	84.11	0.597	16:34:36.885	
4 -	55.269	29.793	1:25.062	83.75	0.953	16:36:01.947	
5 -	55.117	29.719	1:24.836 (3)	83.98	0.727	16:37:26.783	
6 -	55.129	29.747	1:24.876	83.94	0.767	16:38:51.659	
7 -	54.565	29.544	1:24.109 (1)	84.70		16:40:15.768	

P23 17		Sam HIRST		Kawasaki NINJA - Valley Racing			
IDEAL LAP TIME : 1:23.831		BEST LAP TIME : 1:24.096		DIFFERENCE : 0.265			
LAP	SECTOR 1	SECTOR 2	LAP TIME	MPH	DIFF	TIME OF DAY	
1 -		30.215	1:34.027	75.77	9.931	16:31:47.162	
2 -	54.627	29.925	1:24.552 (2)	84.26	0.456	16:33:11.714	
3 -	55.569	30.158	1:25.727	83.10	1.631	16:34:37.441	
4 -	55.268	29.735	1:25.003	83.81	0.907	16:36:02.444	
5 -	54.364	29.732	1:24.096 (1)	84.72		16:37:26.540	
6 -	55.016	29.620	1:24.636 (3)	84.17	0.540	16:38:51.176	
7 -	55.451	29.467	1:24.918	83.90	0.822	16:40:16.094	

P24 95 R		Greg MARSHALL		Kawasaki NINJA 300 - Mum & Dad; HEL Performance			
IDEAL LAP TIME : 1:24.626		BEST LAP TIME : 1:24.859		DIFFERENCE : 0.233			
LAP	SECTOR 1	SECTOR 2	LAP TIME	MPH	DIFF	TIME OF DAY	
1 -		31.519	1:33.812	75.94	8.953	16:31:46.947	
2 -	55.705	29.905	1:25.610	83.22	0.751	16:33:12.557	
3 -	54.959	30.280	1:25.239	83.58	0.380	16:34:37.796	
4 -	55.207	29.965	1:25.172 (3)	83.65	0.313	16:36:02.968	
5 -	54.721	30.307	1:25.028 (2)	83.79	0.169	16:37:27.996	
6 -	55.188	30.151	1:25.339	83.48	0.480	16:38:53.335	
7 -	54.916	29.943	1:24.859 (1)	83.95		16:40:18.194	

P25 34 S		Dave HARVIEK		Yamaha TZR 250 -			
IDEAL LAP TIME : 1:25.688		BEST LAP TIME : 1:25.771		DIFFERENCE : 0.083			
LAP	SECTOR 1	SECTOR 2	LAP TIME	MPH	DIFF	TIME OF DAY	
1 -		30.636	1:35.519	74.58	9.748	16:31:48.654	
2 -	56.305	30.407	1:26.712	82.16	0.941	16:33:15.366	
3 -	55.742	30.187	1:25.929 (2)	82.91	0.158	16:34:41.295	
4 -	55.706	30.275	1:25.981 (3)	82.86	0.210	16:36:07.276	
5 -	55.501	30.270	1:25.771 (1)	83.06		16:37:33.047	
6 -	55.869	30.312	1:26.181	82.67	0.410	16:38:59.228	
7 -	55.601	30.413	1:26.014	82.83	0.243	16:40:25.242	

BMCRC - MRO Championships 2022 - Rnd 8 @ Donington Park National

EDlasia Formula 400 & Blue Haze GP

RACE 15 - SECTOR ANALYSIS



SECTOR 1 = FL to I1, SECTOR 2 = I1 to FL, DIFF = Difference To Personal Best Lap, P = Crossed Finish Line in Pit Lane, D = Time Disallowed

P26		271 R		Felix DORLING		Kawasaki NINJA 400 - Kernow Controls	
IDEAL LAP TIME : 1:25.833		BEST LAP TIME : 1:25.992		DIFFERENCE : 0.159			
LAP	SECTOR 1	SECTOR 2	LAP TIME	MPH	DIFF	TIME OF DAY	
1 -		32.219	1:37.276	73.24	11.284	16:31:50.411	
2 -	56.560	30.910	1:27.470	81.45	1.478	16:33:17.881	
3 -	56.064	30.769	1:26.833	82.04	0.841	16:34:44.714	
4 -	56.077	30.684	1:26.761	82.11	0.769	16:36:11.475	
5 -	55.682	30.310	1:25.992 (1)	82.85		16:37:37.467	
6 -	55.523	30.583	1:26.106 (2)	82.74	0.114	16:39:03.573	
7 -	55.777	30.348	1:26.125 (3)	82.72	0.133	16:40:29.698	

P27		77		Roy DEWHURST		Kawasaki ZXR 400 - Dawn	
IDEAL LAP TIME : 1:26.781		BEST LAP TIME : 1:26.781		DIFFERENCE : 0.000			
LAP	SECTOR 1	SECTOR 2	LAP TIME	MPH	DIFF	TIME OF DAY	
1 -		31.380	1:37.404	73.14	10.623	16:31:50.539	
2 -	57.259	30.483	1:27.742 (3)	81.19	0.961	16:33:18.281	
3 -	58.099	30.195	1:28.294	80.69	1.513	16:34:46.575	
4 -	58.166	30.207	1:28.373	80.62	1.592	16:36:14.948	
5 -	56.728	30.053	1:26.781 (1)	82.09		16:37:41.729	
6 -	57.076	31.003	1:28.079	80.88	1.298	16:39:09.808	
7 -	57.347	30.284	1:27.631 (2)	81.30	0.850	16:40:37.439	

P28		24 S		Harley GODZISZ		Honda NC30 - Mum xx	
IDEAL LAP TIME : 1:26.401		BEST LAP TIME : 1:26.401		DIFFERENCE : 0.000			
LAP	SECTOR 1	SECTOR 2	LAP TIME	MPH	DIFF	TIME OF DAY	
1 -		31.063	1:37.890	72.78	11.489	16:31:51.025	
2 -	57.567	30.210	1:27.777 (3)	81.16	1.376	16:33:18.802	
3 -	58.074	30.340	1:28.414	80.58	2.013	16:34:47.216	
4 -	56.685	29.849	1:26.534 (2)	82.33	0.133	16:36:13.750	
5 -	56.564	29.837	1:26.401 (1)	82.46		16:37:40.151	
6 -	58.165	30.882	1:29.047	80.00	2.646	16:39:09.198	
7 -	57.879	30.746	1:28.625	80.39	2.224	16:40:37.823	

P29		42 S		David ATKINS		Honda CBR 400 NC29 - DA PLUMBING and MECHANICAL LTI	
IDEAL LAP TIME : 1:26.606		BEST LAP TIME : 1:26.619		DIFFERENCE : 0.013			
LAP	SECTOR 1	SECTOR 2	LAP TIME	MPH	DIFF	TIME OF DAY	
1 -		32.350	1:37.902	72.77	11.283	16:31:51.037	
2 -	57.293	30.571	1:27.864	81.08	1.245	16:33:18.901	
3 -	56.471	30.710	1:27.181 (3)	81.72	0.562	16:34:46.082	
4 -	56.573	30.512	1:27.085 (2)	81.81	0.466	16:36:13.167	
5 -	56.094	30.525	1:26.619 (1)	82.25		16:37:39.786	
6 -	58.103	30.955	1:29.058	80.00	2.439	16:39:08.844	
7 -	57.736	31.565	1:29.301	79.78	2.682	16:40:38.145	

P30		44		Sam GREEN		Kawasaki NINJA 300 -	
IDEAL LAP TIME : 1:27.389		BEST LAP TIME : 1:27.424		DIFFERENCE : 0.035			
LAP	SECTOR 1	SECTOR 2	LAP TIME	MPH	DIFF	TIME OF DAY	
1 -		31.678	1:36.373	73.92	8.949	16:31:49.508	
2 -	57.047	31.473	1:28.520	80.48	1.096	16:33:18.028	
3 -	56.758	30.821	1:27.579 (2)	81.35	0.155	16:34:45.607	
4 -	56.568	30.856	1:27.424 (1)	81.49		16:36:13.031	
5 -	56.616	31.214	1:27.830 (3)	81.11	0.406	16:37:40.861	
6 -	57.399	32.292	1:29.691	79.43	2.267	16:39:10.552	
7 -	57.085	31.555	1:28.640	80.37	1.216	16:40:39.192	

BMCRC - MRO Championships 2022 - Rnd 8 @ Donington Park National

EDlasia Formula 400 & Blue Haze GP

RACE 15 - SECTOR ANALYSIS



SECTOR 1 = FL to I1, SECTOR 2 = I1 to FL, DIFF = Difference To Personal Best Lap, P = Crossed Finish Line in Pit Lane, D = Time Disallowed

P31		73 S		Colvin TURNER		Yamaha TZR250 -	
IDEAL LAP TIME : 1:28.010		BEST LAP TIME : 1:28.599		DIFFERENCE : 0.589			
LAP	SECTOR 1	SECTOR 2	LAP TIME	MPH	DIFF	TIME OF DAY	
1 -		31.418	1:38.374	72.42	9.775	16:31:51.509	
2 -	58.116	30.483	1:28.599 (1)	80.41		16:33:20.108	
3 -	57.527	52.987	1:50.514	64.46	21.915	16:35:10.622	
4 -	57.812	31.774	1:29.586 (2)	79.52	0.987	16:36:40.208	
5 -	58.307	31.517	1:29.824 (3)	79.31	1.225	16:38:10.032	
6 -	59.201	31.616	1:30.817	78.45	2.218	16:39:40.849	

P32		64 GP		Phil ELLIS		Yamaha TZ250 4TW -	
IDEAL LAP TIME : 1:20.533		BEST LAP TIME : 1:20.885		DIFFERENCE : 0.352			
LAP	SECTOR 1	SECTOR 2	LAP TIME	MPH	DIFF	TIME OF DAY	
1 -		28.431	1:27.331	81.58	6.446	16:31:40.466	
2 -	52.349	28.536	1:20.885 (1)	88.08		16:33:01.351	
3 -	52.907	28.184	1:21.091 (2)	87.85	0.206	16:34:22.442	

P33		187 S/R		Scott DERMOTT		Honda CBR400 - TwoClicksOut Racing	
IDEAL LAP TIME : 1:38.720		BEST LAP TIME :		DIFFERENCE :			
LAP	SECTOR 1	SECTOR 2	LAP TIME	MPH	DIFF	TIME OF DAY	
1 -		34.583	1:46.311	67.01		16:31:59.446	
2 -	1:04.137	IN PIT	1:40.784 P	70.69		16:33:40.230	

BMCRC - MRO Championships 2022 - Rnd 8 @ Donington Park National

EDlasia Formula 400 & Blue Haze GP

RACE 15 - BEST SECTORS

SECTOR 1			SECTOR 2			IDEAL / BEST COMPARISON						
POS	NO	NAME	TIME	NO	NAME	TIME	POS	NO	NAME	IDEAL	BEST	DIFF
									PERFECT LAP	1:16.019		
1	8	ATKINSON	49.222	8	ATKINSON	26.797	1	8	ATKINSON	1:16.019	1:16.026	0.007
2	46	SWAIN	50.257	48	WELSH	27.091	2	46	SWAIN	1:17.425	1:17.441	0.016
3	45	THOMPSON	50.301	46	SWAIN	27.168	3	50	MORRISON	1:17.605	1:17.699	0.094
4	50	MORRISON	50.409	50	MORRISON	27.196	4	7	DUNN	1:17.696	1:17.757	0.061
5	7	DUNN	50.419	7	DUNN	27.277	5	48	WELSH	1:17.874	1:17.874	0.000
6	48	WELSH	50.783	45	THOMPSON	27.620	6	45	THOMPSON	1:17.921	1:17.921	0.000
7	25	SMITH	51.159	25	SMITH	27.668	7	25	SMITH	1:18.827	1:19.101	0.274
8	13	EDMONDSON	51.468	13	EDMONDSON	27.950	8	13	EDMONDSON	1:19.418	1:19.558	0.140
9	65	MOXON	51.647	60	HAYWARD	27.960	9	65	MOXON	1:19.758	1:19.758	0.000
10	3	BARRETT	52.028	65	MOXON	28.111	10	60	HAYWARD	1:20.246	1:20.666	0.420
11	1	SEATH	52.180	64	ELLIS	28.184	11	64	ELLIS	1:20.533	1:20.885	0.352
12	60	HAYWARD	52.286	70	BURSCOUGH	28.299	12	1	SEATH	1:20.619	1:20.619	0.000
13	64	ELLIS	52.349	33	JOHNSTONE	28.313	13	70	BURSCOUGH	1:20.701	1:20.701	0.000
14	70	BURSCOUGH	52.402	222	EPPS	28.326	14	3	BARRETT	1:20.888	1:21.913	1.025
15	33	JOHNSTONE	52.576	267	STEPHENSON	28.353	15	33	JOHNSTONE	1:20.889	1:20.987	0.098
16	267	STEPHENSON	52.775	1	SEATH	28.439	16	267	STEPHENSON	1:21.128	1:21.165	0.037
17	222	EPPS	52.918	52	BAYLEY	28.835	17	222	EPPS	1:21.244	1:21.309	0.065
18	52	BAYLEY	53.073	110	HAIGH	28.854	18	52	BAYLEY	1:21.908	1:21.908	0.000
19	110	HAIGH	53.651	3	BARRETT	28.860	19	110	HAIGH	1:22.505	1:22.517	0.012
20	188	STANLEY	53.806	88	PRINOS	28.871	20	151	SMITH	1:22.770	1:22.978	0.208
21	151	SMITH	53.883	151	SMITH	28.887	21	188	STANLEY	1:22.863	1:22.863	0.000
22	88	PRINOS	54.028	188	STANLEY	29.057	22	88	PRINOS	1:22.899	1:23.065	0.166
23	17	HIRST	54.364	17	HIRST	29.467	23	17	HIRST	1:23.831	1:24.096	0.265
24	6	KNIGHTS	54.565	6	KNIGHTS	29.544	24	6	KNIGHTS	1:24.109	1:24.109	0.000
25	95	MARSHALL	54.721	24	GODZISZ	29.837	25	95	MARSHALL	1:24.626	1:24.859	0.233
26	34	HARVIEK	55.501	95	MARSHALL	29.905	26	34	HARVIEK	1:25.688	1:25.771	0.083
27	271	DORLING	55.523	77	DEWHURST	30.053	27	271	DORLING	1:25.833	1:25.992	0.159
28	42	ATKINS	56.094	34	HARVIEK	30.187	28	24	GODZISZ	1:26.401	1:26.401	0.000
29	24	GODZISZ	56.564	271	DORLING	30.310	29	42	ATKINS	1:26.606	1:26.619	0.013
30	44	GREEN	56.568	73	TURNER	30.483	30	77	DEWHURST	1:26.781	1:26.781	0.000
31	77	DEWHURST	56.728	42	ATKINS	30.512	31	44	GREEN	1:27.389	1:27.424	0.035
32	73	TURNER	57.527	44	GREEN	30.821	32	73	TURNER	1:28.010	1:28.599	0.589
33	187	DERMOTT	1:04.137	187	DERMOTT	34.583	33	187	DERMOTT	1:38.720		

BMCRC - MRO Championships 2022 - Rnd 8 @ Donington Park National

EDlasia Formula 400 & Blue Haze GP

RACE 15 - STATISTICS

Competitors Started 33
Planned Start 2022-09-03 @ 16:50:00.000
Actual Start 2022-09-03 @ 16:30:13.134
Finish Time 2022-09-03 @ 16:39:18.528
Track Length 1.9790mi.
Total Laps 221
Total Distance Covered 437.3738mi.

Session Fastest Lap History

NO	CL	NAME	LAP TIME	TIME OF DAY	LAP	VEHICLE
8	GP	Phil ATKINSON	1:16.804	16:32:52.438	2	Yamaha TZ350
8	GP	Phil ATKINSON	1:16.184	16:34:08.622	3	Yamaha TZ350
8	GP	Phil ATKINSON	1:16.026	16:35:24.648	4	Yamaha TZ350

Session Leader History

NO	CL	NAME	FROM LAP	LAPS LED	DISTANCE	VEHICLE
46	GP	Frank SWAIN	1	1	1.94 miles	Honda RS250NX5
8	GP	Phil ATKINSON	2	6	11.87 miles	Yamaha TZ350

Flag History

TYPE	TIME OF DAY
GREEN	16:30:13.134
FINISH	16:39:18.528

Flag Statistics

TYPE	COUNT	TOTAL LAPS	TOTAL TIME
Green	1	7	10:32.111
Red	0	0	0.000
Safety Car	0	0	0.000
FCY	0	0	0.000

BMCRC - MRO Championships 2022 - Rnd 8 @ Donington Park National

EDlasia Formula 400 & Blue Haze GP

RACE 15 - STATISTICS

CLASS :

8 Starters

Fastest Lap History

NO	NAME	LAP TIME	TIME OF DAY	LAP	VEHICLE
48	Richie WELSH	1:19.326	16:32:56.091	2	Yamaha FZR 400 RRSP
48	Richie WELSH	1:17.874	16:34:13.965	3	Yamaha FZR 400 RRSP

Leader History

NO	NAME	FROM LAP	LAPS LED	DISTANCE	VEHICLE
48	Richie WELSH	1	7	13.81 miles	Yamaha FZR 400 RRSP

BMCRC - MRO Championships 2022 - Rnd 8 @ Donington Park National

EDlasia Formula 400 & Blue Haze GP

RACE 15 - STATISTICS

CLASS : R

4 Starters

Fastest Lap History

NO	NAME	LAP TIME	TIME OF DAY	LAP	VEHICLE
267	Jacob STEPHENSON	1:21.342	16:33:03.210	2	Yamaha R3
267	Jacob STEPHENSON	1:21.165	16:39:54.889	7	Yamaha R3

Leader History

NO	NAME	FROM LAP	LAPS LED	DISTANCE	VEHICLE
267	Jacob STEPHENSON	1	7	13.81 miles	Yamaha R3

BMCRC - MRO Championships 2022 - Rnd 8 @ Donington Park National

EDlasia Formula 400 & Blue Haze GP

RACE 15 - STATISTICS

CLASS : S

10 Starters

Fastest Lap History

NO	NAME	LAP TIME	TIME OF DAY	LAP	VEHICLE
13	Doug EDMONDSON	1:19.671	16:32:58.156	2	Yamaha TZR 250
13	Doug EDMONDSON	1:19.558	16:34:17.714	3	Yamaha TZR 250

Leader History

NO	NAME	FROM LAP	LAPS LED	DISTANCE	VEHICLE
13	Doug EDMONDSON	1	7	13.81 miles	Yamaha TZR 250

BMCRC - MRO Championships 2022 - Rnd 8 @ Donington Park National

EDlasia Formula 400 & Blue Haze GP

RACE 15 - STATISTICS

CLASS : S/R

2 Starters

Fastest Lap History

NO	NAME	LAP TIME	TIME OF DAY	LAP	VEHICLE
25	Haydon SMITH	1:20.134	16:32:58.726	2	Kawasaki ZXR400
25	Haydon SMITH	1:19.647	16:35:38.647	4	Kawasaki ZXR400
25	Haydon SMITH	1:19.101	16:36:57.748	5	Kawasaki ZXR400

Leader History

NO	NAME	FROM LAP	LAPS LED	DISTANCE	VEHICLE
25	Haydon SMITH	1	7	13.81 miles	Kawasaki ZXR400

BMCRC - MRO Championships 2022 - Rnd 8 @ Donington Park National

EDlasia Formula 400 & Blue Haze GP

RACE 15 - STATISTICS

CLASS : GP

9 Starters

Fastest Lap History

NO	NAME	LAP TIME	TIME OF DAY	LAP	VEHICLE
8	Phil ATKINSON	1:16.804	16:32:52.438	2	Yamaha TZ350
8	Phil ATKINSON	1:16.184	16:34:08.622	3	Yamaha TZ350
8	Phil ATKINSON	1:16.026	16:35:24.648	4	Yamaha TZ350

Leader History

NO	NAME	FROM LAP	LAPS LED	DISTANCE	VEHICLE
46	Frank SWAIN	1	1	1.94 miles	Honda RS250NX5
8	Phil ATKINSON	2	6	11.87 miles	Yamaha TZ350

BMCRC - MRO Championships 2022 - Rnd 8 @ Donington Park National

EDlasia Formula 400 & Blue Haze GP

RACE 5 - GRID (10 Laps)



ROW 12	36		35		34	60	Doug EDMONDSON						
ROW 11		33	72	Tess BICKERSTAFF	32	30	Ian MACKMAN	31	15	Julian DAWE			
ROW 10	30	187	Scott DERMOTT	29	73	Colvin TURNER	1:28.599	28	77	Roy DEWHURST	1:26.781		
ROW 9		27	42	David ATKINS	26	24	Harley GODZISZ	1:26.619	25	271	Felix DORLING	1:26.401	1:25.992
ROW 8	24	34	Dave HARVIEK	23	95	Greg MARSHALL	1:25.771	22	6	Jack KNIGHTS	1:24.859	1:24.109	
ROW 7		21	17	Sam HIRST	20	88	George PRINOS	1:24.096	19	151	Nick SMITH	1:23.065	1:22.978
ROW 6	18	188	Michael STANLEY	17	110	Mark HAIGH	1:22.863	16	3	Tom BARRETT	1:22.517	1:21.913	
ROW 5		15	52	Stephen BAYLEY	14	222	Matthew EPPS	1:21.908	13	267	Jacob STEPHENSON	1:21.309	1:21.165
ROW 4	12	33	Carl JOHNSTONE	11	64	Phil ELLIS	1:20.987	10	70	Andrew BURSCOUGH	1:20.885	1:20.701	
ROW 3		9	1	James SEATH	8	65	Andrew MOXON	1:20.619	7	25	Haydon SMITH	1:19.758	1:19.101
ROW 2	6	45	Mark THOMPSON	5	48	Richie WELSH	1:17.921	4	7	Bruce DUNN	1:17.874	1:17.757	
ROW 1		3	50	Sean MORRISON	2	46	Frank SWAIN	1:17.699	1	8	Phil ATKINSON	1:17.441	1:16.026
Pole													

Donington Park National: 1.9790 miles

These results are provisional until the conclusion of any judicial and technical matters.

Clerk Of Course :	Stewards :	Timekeeper : <i>Craig Smith</i>
-------------------	------------	------------------------------------

Results can be found at www.tsl-timing.com

Printed - 16:44 Saturday, 03 September 2022



BMCRC - MRO Championships 2022 - Rnd 8 @ Donington Park National

EDlasia Formula 400 & Blue Haze GP

RACE 5 - CLASSIFICATION



POS	NO	CL	PIC NAME	ENTRY	LAPS	TIME	GAP	DIFF	MPH	BEST	ON
1	46	GP	1 Frank SWAIN	Honda RS250NX5 -	10	13:16.272			89.30	1:17.707	8
2	50	GP	2 Sean MORRISON	Honda RS 250 - Fincham's two strokes	10	13:16.806	0.534	0.534	89.24	1:18.220	8
3	45		1 Mark THOMPSON	Kawasaki ZXR400 - Flintstone Tyres / David Simon 1	10	13:44.030	27.758	27.224	86.29	1:20.520	4
4	7	GP	3 Bruce DUNN	Yamaha TZ250 - Bilstein UK	10	13:59.478	43.206	15.448	84.70	1:20.587	9
5	30	GP	4 Ian MACKMAN	Yamaha TZ250 - 2 Machs Motorcycles	10	14:01.911	45.639	2.433	84.46	1:19.685	9
6	25	S/R	1 Haydon SMITH	Kawasaki ZXR400 - HI-Precision Engineering Ltd	10	14:05.549	49.277	3.638	84.09	1:22.903	8
7	222	S	1 Matthew EPPS	Kawasaki ZXR400 - M.E Vehicle Repairs	10	14:05.703	49.431	0.154	84.08	1:22.329	8
8	64	GP	5 Phil ELLIS	Yamaha TZ250 4TW -	10	14:09.971	53.699	4.268	83.66	1:23.124	9
9	1		2 James SEATH	Kawasaki ZXR400 L9 - Ovenden Earthmoving	10	14:11.058	54.786	1.087	83.55	1:22.971	9
10	88	GP	6 George PRINOS	Yamaha TZ250 - KAPPA PLANNING LTD	10	14:27.675	1:11.403	16.617	81.95	1:23.236	5
11	267	R	1 Jacob STEPHENSON	Yamaha R3 - Vantage R&D	10	14:28.285	1:12.013	0.610	81.89	1:24.787	5
12	6	R	2 Jack KNIGHTS	Kawasaki NINJA 400 - Jk 06 racing	10	14:34.386	1:18.114	6.101	81.32	1:25.879	9
13	151	S	2 Nick SMITH	Kawasaki ZXR400 - HI-Precision Engineering Ltd	10	14:35.875	1:19.603	1.489	81.18	1:25.573	6
14	17		3 Sam HIRST	Kawasaki NINJA - Valley Racing	9	13:15.729	1 Lap	1 Lap	80.41	1:27.034	5
15	52	GP	7 Stephen BAYLEY	Yamaha TZ 250 - Mander Organ Builders	9	13:16.723	1 Lap	0.994	80.31	1:24.996	9
16	110		4 Mark HAIGH	Aprilia RS250 - Chesterfield CarClinic/The Tuning W	9	13:19.612	1 Lap	2.889	80.02	1:25.884	9
17	15	S	3 Julian DAWE	Honda RVF400 - EM Acoustics	9	13:20.615	1 Lap	1.003	79.92	1:26.452	6
18	60	GP	8 Doug EDMONDSON	Yamaha TZ 250 3YL - Stan Stephens Tuning	9	13:22.530	1 Lap	1.915	79.72	1:25.637	7
19	95	R	3 Greg MARSHALL	Kawasaki NINJA 300 - Mum & Dad; HEL Performanc	9	13:33.830	1 Lap	11.300	78.62	1:28.081	8
20	271	R	4 Felix DORLING	Kawasaki NINJA 400 - Kernow Controls	9	13:34.209	1 Lap	0.379	78.58	1:27.467	9
21	42	S	4 David ATKINS	Honda CBR 400 NC29 - DA PLUMBING and MECH/	9	13:47.450	1 Lap	13.241	77.32	1:28.948	9
22	34	S	5 Dave HARVIEK	Yamaha TZR 250 -	9	13:49.046	1 Lap	1.596	77.17	1:29.310	9
23	77		5 Roy DEWHURST	Kawasaki ZXR 400 - Dawn	9	14:03.489	1 Lap	14.443	75.85	1:30.946	4
24	24	S	6 Harley GODZISZ	Honda NC30 - Mum xx	9	14:04.019	1 Lap	0.530	75.81	1:31.026	5
25	73	S	7 Colvin TURNER	Yamaha TZR250 -	9	14:04.186	1 Lap	0.167	75.79	1:30.409	6
26	72	S/R	2 Tess BICKERSTAFF	Yamaha TZR250 -	8	14:00.776	2 Laps	1 Lap	67.62	1:40.790	8

NOT CLASSIFIED

DNF	65		Andrew MOXON	Honda VFR 400 NC30 - Vanguard motorsport Uckfie	8	11:42.223	2 Laps		80.97	1:26.048	2
DNF	187	S/R	Scott DERMOTT	Honda CBR400 - TwoClicksOut Racing	0						

FASTEST LAP

	46	GP	Frank SWAIN	Honda RS250NX5 -	8	1:17.707		91.68 mph	147.55 kph
	45		Mark THOMPSON	Kawasaki ZXR400 - Flintstone Tyres / David Simon 1	4	1:20.520		88.48 mph	142.39 kph
	222	S	Matthew EPPS	Kawasaki ZXR400 - M.E Vehicle Repairs	8	1:22.329		86.53 mph	139.27 kph
	25	S/R	Haydon SMITH	Kawasaki ZXR400 - HI-Precision Engineering Ltd	8	1:22.903		85.93 mph	138.30 kph
	267	R	Jacob STEPHENSON	Yamaha R3 - Vantage R&D	5	1:24.787		84.02 mph	135.23 kph

Class GP - 92.5% of Race Speed = 82.60 mph

Class S/R - 92.5% of Race Speed = 79.81 mph

Class S - 92.5% of Race Speed = 77.78 mph

Class R - 92.5% of Race Speed = 75.74 mph

Class GP - 92.5% of Race Speed = 82.60 mph

Class S/R - 92.5% of Race Speed = 79.81 mph

Class S - 92.5% of Race Speed = 77.78 mph

Class R - 92.5% of Race Speed = 75.74 mph

Weather / Track : Cloudy / Dry

These results are provisional until the conclusion of any judicial and technical matters.

Race Distance: 10 Laps / 19.79 miles

Donington Park National: 1.9790 miles

Date: 04/09/2022 Start: 10:55 Finish: 11:08

Clerk Of Course :

Stewards :

Timekeeper :

Craig Smith

Results can be found at www.tsl-timing.com

Printed - 11:11 Sunday, 04 September 2022



BMCRC - MRO Championships 2022 - Rnd 8 @ Donington Park National

EDlasia Formula 400 & Blue Haze GP

RACE 5 - SECTOR ANALYSIS



SECTOR 1 = FL to I1, SECTOR 2 = I1 to FL, DIFF = Difference To Personal Best Lap, P = Crossed Finish Line in Pit Lane, D = Time Disallowed

P1 46 GP		Frank SWAIN		Honda RS250NX5 -			
IDEAL LAP TIME : 1:17.690		BEST LAP TIME : 1:17.707		DIFFERENCE : 0.017			
LAP	SECTOR 1	SECTOR 2	LAP TIME	MPH	DIFF	TIME OF DAY	
1 -		29.490	1:27.343	81.57	9.636	10:57:05.089	
2 -	51.994	28.886	1:20.880	88.08	3.173	10:58:25.969	
3 -	50.962	27.904	1:18.866	90.33	1.159	10:59:44.835	
4 -	51.277	27.376	1:18.653	90.58	0.946	11:01:03.488	
5 -	51.537	27.135	1:18.672	90.56	0.965	11:02:22.160	
6 -	50.662	27.263	1:17.925 (2)	91.42	0.218	11:03:40.085	
7 -	50.555	28.234	1:18.789	90.42	1.082	11:04:58.874	
8 -	50.564	27.143	1:17.707 (1)	91.68		11:06:16.581	
9 -	50.615	27.600	1:18.215 (3)	91.09	0.508	11:07:34.796	
10 -	51.401	27.821	1:19.222	89.93	1.515	11:08:54.018	

P2 50 GP		Sean MORRISON		Honda RS 250 - Fincham's two strokes			
IDEAL LAP TIME : 1:17.705		BEST LAP TIME : 1:18.220		DIFFERENCE : 0.515			
LAP	SECTOR 1	SECTOR 2	LAP TIME	MPH	DIFF	TIME OF DAY	
1 -		28.191	1:25.889	82.95	7.669	10:57:03.635	
2 -	51.987	27.946	1:19.933	89.13	1.713	10:58:23.568	
3 -	52.648	27.755	1:20.403	88.61	2.183	10:59:43.971	
4 -	51.835	27.204	1:19.039	90.14	0.819	11:01:03.010	
5 -	51.599	27.306	1:18.905	90.29	0.685	11:02:21.915	
6 -	51.287	27.427	1:18.714	90.51	0.494	11:03:40.629	
7 -	50.695	28.025	1:18.720	90.50	0.500	11:04:59.349	
8 -	51.062	27.158	1:18.220 (1)	91.08		11:06:17.569	
9 -	51.371	27.010	1:18.381 (2)	90.89	0.161	11:07:35.950	
10 -	51.284	27.318	1:18.602 (3)	90.64	0.382	11:08:54.552	

P3 45		Mark THOMPSON		Kawasaki ZXR400 - Flintstone Tyres / David Simon Tuning			
IDEAL LAP TIME : 1:20.508		BEST LAP TIME : 1:20.520		DIFFERENCE : 0.012			
LAP	SECTOR 1	SECTOR 2	LAP TIME	MPH	DIFF	TIME OF DAY	
1 -		30.233	1:30.010	79.15	9.490	10:57:07.756	
2 -	53.918	28.920	1:22.838	86.00	2.318	10:58:30.594	
3 -	52.129	28.509	1:20.638 (2)	88.35	0.118	10:59:51.232	
4 -	52.019	28.501	1:20.520 (1)	88.48		11:01:11.752	
5 -	52.608	28.545	1:21.153	87.79	0.633	11:02:32.905	
6 -	52.007	28.744	1:20.751 (3)	88.22	0.231	11:03:53.656	
7 -	53.463	29.549	1:23.012	85.82	2.492	11:05:16.668	
8 -	52.933	28.724	1:21.657	87.25	1.137	11:06:38.325	
9 -	52.756	28.643	1:21.399	87.52	0.879	11:07:59.724	
10 -	53.419	28.633	1:22.052	86.83	1.532	11:09:21.776	

P4 7 GP		Bruce DUNN		Yamaha TZ250 - Bilstein UK			
IDEAL LAP TIME : 1:20.587		BEST LAP TIME : 1:20.587		DIFFERENCE : 0.000			
LAP	SECTOR 1	SECTOR 2	LAP TIME	MPH	DIFF	TIME OF DAY	
1 -		30.513	1:29.760	79.37	9.173	10:57:07.506	
2 -	55.821	29.204	1:25.025	83.79	4.438	10:58:32.531	
3 -	57.368	31.174	1:28.542	80.46	7.955	11:00:01.073	
4 -	54.789	28.850	1:23.639	85.18	3.052	11:01:24.712	
5 -	54.932	28.871	1:23.803	85.01	3.216	11:02:48.515	
6 -	53.932	28.193	1:22.125	86.75	1.538	11:04:10.640	
7 -	53.234	28.444	1:21.678 (3)	87.22	1.091	11:05:32.318	
8 -	52.825	28.319	1:21.144 (2)	87.80	0.557	11:06:53.462	
9 -	52.440	28.147	1:20.587 (1)	88.40		11:08:14.049	
10 -	53.746	29.429	1:23.175	85.65	2.588	11:09:37.224	

BMCRC - MRO Championships 2022 - Rnd 8 @ Donington Park National

EDlasia Formula 400 & Blue Haze GP

RACE 5 - SECTOR ANALYSIS



SECTOR 1 = FL to I1, SECTOR 2 = I1 to FL, DIFF = Difference To Personal Best Lap, P = Crossed Finish Line in Pit Lane, D = Time Disallowed

P5 30 GP		Ian MACKMAN		Yamaha TZ250 - 2 Machs Motorcycles		
IDEAL LAP TIME : 1:19.186		BEST LAP TIME : 1:19.685		DIFFERENCE : 0.499		
LAP	SECTOR 1	SECTOR 2	LAP TIME	MPH	DIFF	TIME OF DAY
1 -		33.255	1:41.349	70.29	21.664	10:57:19.095
2 -	57.493	30.800	1:28.293	80.69	8.608	10:58:47.388
3 -	54.901	29.621	1:24.522	84.29	4.837	11:00:11.910
4 -	53.440	29.727	1:23.167	85.66	3.482	11:01:35.077
5 -	52.860	28.577	1:21.437	87.48	1.752	11:02:56.514
6 -	53.126	28.420	1:21.546	87.36	1.861	11:04:18.060
7 -	51.973	28.208	1:20.181 (2)	88.85	0.496	11:05:38.241
8 -	52.778	28.186	1:20.964	87.99	1.279	11:06:59.205
9 -	52.133	27.552	1:19.685 (1)	89.41		11:08:18.890
10 -	51.634	29.133	1:20.767 (3)	88.21	1.082	11:09:39.657

P6 25 S/R		Haydon SMITH		Kawasaki ZXR400 - HI-Precision Engineering Ltd		
IDEAL LAP TIME : 1:22.675		BEST LAP TIME : 1:22.903		DIFFERENCE : 0.228		
LAP	SECTOR 1	SECTOR 2	LAP TIME	MPH	DIFF	TIME OF DAY
1 -		30.684	1:30.168	79.01	7.265	10:57:07.914
2 -	55.583	29.637	1:25.220	83.60	2.317	10:58:33.134
3 -	55.040	29.249	1:24.289	84.52	1.386	10:59:57.423
4 -	54.999	29.156	1:24.155	84.66	1.252	11:01:21.578
5 -	54.716	29.559	1:24.275	84.54	1.372	11:02:45.853
6 -	54.612	28.936	1:23.548 (3)	85.27	0.645	11:04:09.401
7 -	54.626	29.370	1:23.996	84.82	1.093	11:05:33.397
8 -	53.996	28.907	1:22.903 (1)	85.93		11:06:56.300
9 -	54.311	29.072	1:23.383 (2)	85.44	0.480	11:08:19.683
10 -	53.768	29.844	1:23.612	85.21	0.709	11:09:43.295

P7 222 S		Matthew EPPS		Kawasaki ZXR400 - M.E Vehicle Repairs		
IDEAL LAP TIME : 1:22.329		BEST LAP TIME : 1:22.329		DIFFERENCE : 0.000		
LAP	SECTOR 1	SECTOR 2	LAP TIME	MPH	DIFF	TIME OF DAY
1 -		31.207	1:32.585	76.95	10.256	10:57:10.331
2 -	55.090	30.203	1:25.293	83.53	2.964	10:58:35.624
3 -	54.713	29.685	1:24.398	84.41	2.069	11:00:00.022
4 -	54.662	29.581	1:24.243	84.57	1.914	11:01:24.265
5 -	54.494	29.070	1:23.564	85.25	1.235	11:02:47.829
6 -	54.288	29.099	1:23.387 (3)	85.44	1.058	11:04:11.216
7 -	54.032	28.971	1:23.003 (2)	85.83	0.674	11:05:34.219
8 -	53.612	28.717	1:22.329 (1)	86.53		11:06:56.548
9 -	54.383	29.026	1:23.409	85.41	1.080	11:08:19.957
10 -	53.716	29.776	1:23.492	85.33	1.163	11:09:43.449

P8 64 GP		Phil ELLIS		Yamaha TZ250 4TW -		
IDEAL LAP TIME : 1:23.096		BEST LAP TIME : 1:23.124		DIFFERENCE : 0.028		
LAP	SECTOR 1	SECTOR 2	LAP TIME	MPH	DIFF	TIME OF DAY
1 -		31.140	1:32.974	76.62	9.850	10:57:10.720
2 -	55.245	29.936	1:25.181	83.64	2.057	10:58:35.901
3 -	55.168	30.367	1:25.535	83.29	2.411	11:00:01.436
4 -	54.805	29.402	1:24.207	84.60	1.083	11:01:25.643
5 -	54.498	30.020	1:24.518	84.29	1.394	11:02:50.161
6 -	54.645	29.373	1:24.018	84.79	0.894	11:04:14.179
7 -	54.556	29.139	1:23.695	85.12	0.571	11:05:37.874
8 -	54.171	29.222	1:23.393 (3)	85.43	0.269	11:07:01.267
9 -	54.002	29.122	1:23.124 (1)	85.71		11:08:24.391
10 -	54.232	29.094	1:23.326 (2)	85.50	0.202	11:09:47.717

BMCRC - MRO Championships 2022 - Rnd 8 @ Donington Park National

EDlasia Formula 400 & Blue Haze GP

RACE 5 - SECTOR ANALYSIS



SECTOR 1 = FL to I1, SECTOR 2 = I1 to FL, DIFF = Difference To Personal Best Lap, P = Crossed Finish Line in Pit Lane, D = Time Disallowed

P9 1		James SEATH		Kawasaki ZXR400 L9 - Ovenden Earthmoving			
IDEAL LAP TIME : 1:22.971		BEST LAP TIME : 1:22.971		DIFFERENCE : 0.000			
LAP	SECTOR 1	SECTOR 2	LAP TIME	MPH	DIFF	TIME OF DAY	
1 -		30.950	1:30.827	78.44	7.856	10:57:08.573	
2 -	55.542	30.126	1:25.668	83.16	2.697	10:58:34.241	
3 -	55.510	29.933	1:25.443	83.38	2.472	10:59:59.684	
4 -	54.802	29.551	1:24.353	84.46	1.382	11:01:24.037	
5 -	55.294	29.792	1:25.086	83.73	2.115	11:02:49.123	
6 -	55.196	29.519	1:24.715	84.10	1.744	11:04:13.838	
7 -	54.278	29.147	1:23.425 (2)	85.40	0.454	11:05:37.263	
8 -	54.374	29.179	1:23.553 (3)	85.27	0.582	11:07:00.816	
9 -	53.938	29.033	1:22.971 (1)	85.86		11:08:23.787	
10 -	54.322	30.695	1:25.017	83.80	2.046	11:09:48.804	

P10 88 GP		George PRINOS		Yamaha TZ250 - KAPPA PLANNING LTD			
IDEAL LAP TIME : 1:23.236		BEST LAP TIME : 1:23.236		DIFFERENCE : 0.000			
LAP	SECTOR 1	SECTOR 2	LAP TIME	MPH	DIFF	TIME OF DAY	
1 -		30.200	1:34.618	75.29	11.382	10:57:12.364	
2 -	57.050	30.241	1:27.291	81.61	4.055	10:58:39.655	
3 -	55.602	29.750	1:25.352	83.47	2.116	11:00:05.007	
4 -	55.443	28.923	1:24.366 (3)	84.44	1.130	11:01:29.373	
5 -	54.433	28.803	1:23.236 (1)	85.59		11:02:52.609	
6 -	55.804	29.548	1:25.352	83.47	2.116	11:04:17.961	
7 -	54.733	28.904	1:23.637 (2)	85.18	0.401	11:05:41.598	
8 -	55.473	30.234	1:25.707	83.12	2.471	11:07:07.305	
9 -	58.981	31.472	1:30.453	78.76	7.217	11:08:37.758	
10 -	57.863	29.800	1:27.663	81.27	4.427	11:10:05.421	

P11 267 R		Jacob STEPHENSON		Yamaha R3 - Vantage R&D			
IDEAL LAP TIME : 1:24.640		BEST LAP TIME : 1:24.787		DIFFERENCE : 0.147			
LAP	SECTOR 1	SECTOR 2	LAP TIME	MPH	DIFF	TIME OF DAY	
1 -		32.943	1:34.273	75.57	9.486	10:57:12.019	
2 -	56.892	31.432	1:28.324	80.66	3.537	10:58:40.343	
3 -	55.525	30.537	1:26.062	82.78	1.275	11:00:06.405	
4 -	54.874	30.530	1:25.404	83.42	0.617	11:01:31.809	
5 -	54.644	30.143	1:24.787 (1)	84.02		11:02:56.596	
6 -	55.446	31.452	1:26.898	81.98	2.111	11:04:23.494	
7 -	55.017	30.284	1:25.301	83.52	0.514	11:05:48.795	
8 -	54.933	30.362	1:25.295 (3)	83.52	0.508	11:07:14.090	
9 -	54.945	29.996	1:24.941 (2)	83.87	0.154	11:08:39.031	
10 -	56.161	30.839	1:27.000	81.89	2.213	11:10:06.031	

P12 6 R		Jack KNIGHTS		Kawasaki NINJA 400 - Jk 06 racing			
IDEAL LAP TIME : 1:25.631		BEST LAP TIME : 1:25.879		DIFFERENCE : 0.248			
LAP	SECTOR 1	SECTOR 2	LAP TIME	MPH	DIFF	TIME OF DAY	
1 -		31.688	1:35.305	74.75	9.426	10:57:13.051	
2 -	57.443	30.726	1:28.169	80.80	2.290	10:58:41.220	
3 -	55.906	30.812	1:26.718	82.15	0.839	11:00:07.938	
4 -	56.254	30.611	1:26.865	82.01	0.986	11:01:34.803	
5 -	55.858	30.300	1:26.158	82.69	0.279	11:03:00.961	
6 -	55.883	30.456	1:26.339	82.51	0.460	11:04:27.300	
7 -	55.388	30.511	1:25.899 (2)	82.94	0.020	11:05:53.199	
8 -	56.730	30.420	1:27.150	81.75	1.271	11:07:20.349	
9 -	55.636	30.243	1:25.879 (1)	82.96		11:08:46.228	
10 -	55.627	30.277	1:25.904 (3)	82.93	0.025	11:10:12.132	

BMCRC - MRO Championships 2022 - Rnd 8 @ Donington Park National

EDlasia Formula 400 & Blue Haze GP

RACE 5 - SECTOR ANALYSIS



SECTOR 1 = FL to I1, SECTOR 2 = I1 to FL, DIFF = Difference To Personal Best Lap, P = Crossed Finish Line in Pit Lane, D = Time Disallowed

P13 151 S		Nick SMITH		Kawasaki ZXR400 - Hi-Precision Engineering Ltd		
IDEAL LAP TIME : 1:25.301		BEST LAP TIME : 1:25.573		DIFFERENCE : 0.272		
LAP	SECTOR 1	SECTOR 2	LAP TIME	MPH	DIFF	TIME OF DAY
1 -		31.780	1:34.183	75.64	8.610	10:57:11.929
2 -	57.945	31.132	1:29.077	79.98	3.504	10:58:41.006
3 -	56.613	31.162	1:27.775	81.16	2.202	11:00:08.781
4 -	56.241	30.330	1:26.571	82.29	0.998	11:01:35.352
5 -	57.123	30.457	1:27.580	81.35	2.007	11:03:02.932
6 -	55.121	30.452	1:25.573 (1)	83.25		11:04:28.505
7 -	55.292	30.951	1:26.243	82.61	0.670	11:05:54.748
8 -	55.489	30.675	1:26.164 (3)	82.68	0.591	11:07:20.912
9 -	55.772	30.180	1:25.952 (2)	82.89	0.379	11:08:46.864
10 -	55.299	31.458	1:26.757	82.12	1.184	11:10:13.621

P14 17		Sam HIRST		Kawasaki NINJA - Valley Racing		
IDEAL LAP TIME : 1:26.414		BEST LAP TIME : 1:27.034		DIFFERENCE : 0.620		
LAP	SECTOR 1	SECTOR 2	LAP TIME	MPH	DIFF	TIME OF DAY
1 -		31.802	1:34.623	75.29	7.589	10:57:12.369
2 -	57.738	31.570	1:29.308	79.77	2.274	10:58:41.677
3 -	56.315	31.116	1:27.431	81.48	0.397	11:00:09.108
4 -	55.925	31.165	1:27.090 (2)	81.80	0.056	11:01:36.198
5 -	55.899	31.135	1:27.034 (1)	81.86		11:03:03.232
6 -	55.672	31.620	1:27.292 (3)	81.61	0.258	11:04:30.524
7 -	56.637	30.742	1:27.379	81.53	0.345	11:05:57.903
8 -	56.783	30.834	1:27.617	81.31	0.583	11:07:25.520
9 -	57.031	30.924	1:27.955	81.00	0.921	11:08:53.475

P15 52 GP		Stephen BAYLEY		Yamaha TZ 250 - Mander Organ Builders		
IDEAL LAP TIME : 1:24.996		BEST LAP TIME : 1:24.996		DIFFERENCE : 0.000		
LAP	SECTOR 1	SECTOR 2	LAP TIME	MPH	DIFF	TIME OF DAY
1 -		32.690	1:41.554	70.15	16.558	10:57:19.300
2 -	58.164	31.263	1:29.427	79.66	4.431	10:58:48.727
3 -	58.125	30.522	1:28.647	80.37	3.651	11:00:17.374
4 -	57.190	30.006	1:27.196	81.70	2.200	11:01:44.570
5 -	55.565	30.245	1:25.810 (3)	83.02	0.814	11:03:10.380
6 -	55.610	29.847	1:25.457 (2)	83.37	0.461	11:04:35.837
7 -	57.554	29.776	1:27.330	81.58	2.334	11:06:03.167
8 -	55.719	30.587	1:26.306	82.55	1.310	11:07:29.473
9 -	55.337	29.659	1:24.996 (1)	83.82		11:08:54.469

P16 110		Mark HAIGH		Aprilia RS250 - Chesterfield CarClinic/The Tuning Works		
IDEAL LAP TIME : 1:25.884		BEST LAP TIME : 1:25.884		DIFFERENCE : 0.000		
LAP	SECTOR 1	SECTOR 2	LAP TIME	MPH	DIFF	TIME OF DAY
1 -		32.154	1:37.320	73.20	11.436	10:57:15.066
2 -	59.214	30.489	1:29.703	79.42	3.819	10:58:44.769
3 -	57.156	31.360	1:28.516	80.48	2.632	11:00:13.285
4 -	57.713	30.571	1:28.284	80.70	2.400	11:01:41.569
5 -	56.430	31.006	1:27.436	81.48	1.552	11:03:09.005
6 -	56.098	30.509	1:26.607 (2)	82.26	0.723	11:04:35.612
7 -	56.842	31.593	1:28.435	80.56	2.551	11:06:04.047
8 -	56.868	30.559	1:27.427 (3)	81.49	1.543	11:07:31.474
9 -	55.970	29.914	1:25.884 (1)	82.95		11:08:57.358

BMCRC - MRO Championships 2022 - Rnd 8 @ Donington Park National

EDlasia Formula 400 & Blue Haze GP

RACE 5 - SECTOR ANALYSIS



SECTOR 1 = FL to I1, SECTOR 2 = I1 to FL, DIFF = Difference To Personal Best Lap, P = Crossed Finish Line in Pit Lane, D = Time Disallowed

P17 15 S		Julian DAWE		Honda RVF400 - EM Acoustics			
IDEAL LAP TIME : 1:26.452		BEST LAP TIME : 1:26.452		DIFFERENCE : 0.000			
LAP	SECTOR 1	SECTOR 2	LAP TIME	MPH	DIFF	TIME OF DAY	
1 -		32.304	1:39.440	71.64	12.988	10:57:17.186	
2 -	58.797	30.260	1:29.057	80.00	2.605	10:58:46.243	
3 -	56.938	30.126	1:27.064 (3)	81.83	0.612	11:00:13.307	
4 -	57.222	30.248	1:27.470	81.45	1.018	11:01:40.777	
5 -	57.098	30.633	1:27.731	81.21	1.279	11:03:08.508	
6 -	56.483	29.969	1:26.452 (1)	82.41		11:04:34.960	
7 -	58.101	30.763	1:28.864	80.17	2.412	11:06:03.824	
8 -	56.978	30.028	1:27.006 (2)	81.88	0.554	11:07:30.830	
9 -	56.705	30.826	1:27.531	81.39	1.079	11:08:58.361	

P18 60 GP		Doug EDMONDSON		Yamaha TZ 250 3YL - Stan Stephens Tuning			
IDEAL LAP TIME : 1:25.550		BEST LAP TIME : 1:25.637		DIFFERENCE : 0.087			
LAP	SECTOR 1	SECTOR 2	LAP TIME	MPH	DIFF	TIME OF DAY	
1 -		33.155	1:40.690	70.75	15.053	10:57:18.436	
2 -	59.108	32.882	1:31.990	77.45	6.353	10:58:50.426	
3 -	57.631	31.468	1:29.099	79.96	3.462	11:00:19.525	
4 -	57.599	30.673	1:28.272	80.71	2.635	11:01:47.797	
5 -	55.501	30.603	1:26.104 (3)	82.74	0.467	11:03:13.901	
6 -	55.479	30.366	1:25.845 (2)	82.99	0.208	11:04:39.746	
7 -	55.566	30.071	1:25.637 (1)	83.19		11:06:05.383	
8 -	55.970	30.723	1:26.693	82.18	1.056	11:07:32.076	
9 -	56.828	31.372	1:28.200	80.77	2.563	11:09:00.276	

P19 95 R		Greg MARSHALL		Kawasaki NINJA 300 - Mum & Dad; HEL Performance			
IDEAL LAP TIME : 1:28.081		BEST LAP TIME : 1:28.081		DIFFERENCE : 0.000			
LAP	SECTOR 1	SECTOR 2	LAP TIME	MPH	DIFF	TIME OF DAY	
1 -		32.318	1:37.748	72.88	9.667	10:57:15.494	
2 -	58.209	31.488	1:29.697	79.43	1.616	10:58:45.191	
3 -	57.130	32.570	1:29.700	79.42	1.619	11:00:14.891	
4 -	57.965	31.589	1:29.554	79.55	1.473	11:01:44.445	
5 -	57.685	31.753	1:29.438 (3)	79.66	1.357	11:03:13.883	
6 -	58.060	31.524	1:29.584	79.53	1.503	11:04:43.467	
7 -	58.304	32.457	1:30.761	78.49	2.680	11:06:14.228	
8 -	56.952	31.129	1:28.081 (1)	80.88		11:07:42.309	
9 -	57.877	31.390	1:29.267 (2)	79.81	1.186	11:09:11.576	

P20 271 R		Felix DORLING		Kawasaki NINJA 400 - Kernow Controls			
IDEAL LAP TIME : 1:27.467		BEST LAP TIME : 1:27.467		DIFFERENCE : 0.000			
LAP	SECTOR 1	SECTOR 2	LAP TIME	MPH	DIFF	TIME OF DAY	
1 -		33.048	1:39.306	71.74	11.839	10:57:17.052	
2 -	58.402	32.016	1:30.418	78.79	2.951	10:58:47.470	
3 -	58.714	32.173	1:30.887	78.39	3.420	11:00:18.357	
4 -	58.294	32.046	1:30.340	78.86	2.873	11:01:48.697	
5 -	57.710	31.605	1:29.315	79.76	1.848	11:03:18.012	
6 -	57.649	31.411	1:29.060 (3)	79.99	1.593	11:04:47.072	
7 -	57.973	31.245	1:29.218	79.85	1.751	11:06:16.290	
8 -	57.207	30.991	1:28.198 (2)	80.78	0.731	11:07:44.488	
9 -	56.915	30.552	1:27.467 (1)	81.45		11:09:11.955	

BMCRC - MRO Championships 2022 - Rnd 8 @ Donington Park National

EDlasia Formula 400 & Blue Haze GP

RACE 5 - SECTOR ANALYSIS



SECTOR 1 = FL to I1, SECTOR 2 = I1 to FL, DIFF = Difference To Personal Best Lap, P = Crossed Finish Line in Pit Lane, D = Time Disallowed

P21 42 S		David ATKINS		Honda CBR 400 NC29 - DA PLUMBING and MECHANICAL LTI			
IDEAL LAP TIME : 1:28.948		BEST LAP TIME : 1:28.948		DIFFERENCE : 0.000			
LAP	SECTOR 1	SECTOR 2	LAP TIME	MPH	DIFF	TIME OF DAY	
1 -		33.586	1:40.548	70.85	11.600	10:57:18.294	
2 -	1:00.470	32.763	1:33.233	76.41	4.285	10:58:51.527	
3 -	59.745	32.833	1:32.578	76.95	3.630	11:00:24.105	
4 -	59.583	32.416	1:31.999	77.44	3.051	11:01:56.104	
5 -	59.060	31.395	1:30.455	78.76	1.507	11:03:26.559	
6 -	58.671	31.116	1:29.787 (2)	79.35	0.839	11:04:56.346	
7 -	58.460	31.395	1:29.855 (3)	79.29	0.907	11:06:26.201	
8 -	58.225	31.822	1:30.047	79.12	1.099	11:07:56.248	
9 -	58.018	30.930	1:28.948 (1)	80.09		11:09:25.196	

P22 34 S		Dave HARVIEK		Yamaha TZR 250 -			
IDEAL LAP TIME : 1:29.310		BEST LAP TIME : 1:29.310		DIFFERENCE : 0.000			
LAP	SECTOR 1	SECTOR 2	LAP TIME	MPH	DIFF	TIME OF DAY	
1 -		33.023	1:38.890	72.04	9.580	10:57:16.636	
2 -	59.838	32.529	1:32.367	77.13	3.057	10:58:49.003	
3 -	59.679	32.837	1:32.516	77.00	3.206	11:00:21.519	
4 -	59.656	32.328	1:31.984	77.45	2.674	11:01:53.503	
5 -	1:00.129	32.885	1:33.014	76.59	3.704	11:03:26.517	
6 -	59.092	32.092	1:31.184	78.13	1.874	11:04:57.701	
7 -	57.884	31.732	1:29.616 (2)	79.50	0.306	11:06:27.317	
8 -	57.867	32.298	1:30.165 (3)	79.01	0.855	11:07:57.482	
9 -	57.746	31.564	1:29.310 (1)	79.77		11:09:26.792	

P23 77		Roy DEWHURST		Kawasaki ZXR 400 - Dawn			
IDEAL LAP TIME : 1:30.856		BEST LAP TIME : 1:30.946		DIFFERENCE : 0.090			
LAP	SECTOR 1	SECTOR 2	LAP TIME	MPH	DIFF	TIME OF DAY	
1 -		32.878	1:41.451	70.22	10.505	10:57:19.197	
2 -	1:00.805	32.213	1:33.018	76.59	2.072	10:58:52.215	
3 -	1:00.300	32.350	1:32.650	76.89	1.704	11:00:24.865	
4 -	59.989	30.957	1:30.946 (1)	78.33		11:01:55.811	
5 -	1:00.116	31.441	1:31.557 (2)	77.81	0.611	11:03:27.368	
6 -	59.899	32.174	1:32.073 (3)	77.38	1.127	11:04:59.441	
7 -	1:00.619	32.216	1:32.835	76.74	1.889	11:06:32.276	
8 -	1:01.994	32.980	1:34.974	75.01	4.028	11:08:07.250	
9 -	1:01.954	32.031	1:33.985	75.80	3.039	11:09:41.235	

P24 24 S		Harley GODZISZ		Honda NC30 - Mum xx			
IDEAL LAP TIME : 1:31.026		BEST LAP TIME : 1:31.026		DIFFERENCE : 0.000			
LAP	SECTOR 1	SECTOR 2	LAP TIME	MPH	DIFF	TIME OF DAY	
1 -		32.901	1:42.372	69.59	11.346	10:57:20.118	
2 -	1:00.818	31.673	1:32.491	77.03	1.465	10:58:52.609	
3 -	1:00.472	32.189	1:32.661	76.88	1.635	11:00:25.270	
4 -	1:00.744	31.547	1:32.291 (3)	77.19	1.265	11:01:57.561	
5 -	59.590	31.436	1:31.026 (1)	78.27		11:03:28.587	
6 -	1:00.102	31.815	1:31.917 (2)	77.51	0.891	11:05:00.504	
7 -	1:00.885	32.334	1:33.219	76.42	2.193	11:06:33.723	
8 -	1:01.076	32.875	1:33.951	75.83	2.925	11:08:07.674	
9 -	1:02.055	32.036	1:34.091	75.72	3.065	11:09:41.765	

BMCRC - MRO Championships 2022 - Rnd 8 @ Donington Park National

EDlasia Formula 400 & Blue Haze GP

RACE 5 - SECTOR ANALYSIS



SECTOR 1 = FL to I1, SECTOR 2 = I1 to FL, DIFF = Difference To Personal Best Lap, P = Crossed Finish Line in Pit Lane, D = Time Disallowed

P25 73 S		Colvin TURNER		Yamaha TZR250 -			
IDEAL LAP TIME : 1:30.409		BEST LAP TIME : 1:30.409		DIFFERENCE : 0.000			
LAP	SECTOR 1	SECTOR 2	LAP TIME	MPH	DIFF	TIME OF DAY	
1 -		33.201	1:42.395	69.57	11.986	10:57:20.141	
2 -	1:01.114	31.724	1:32.838	76.74	2.429	10:58:52.979	
3 -	1:00.347	32.186	1:32.533 (3)	76.99	2.124	11:00:25.512	
4 -	1:01.321	31.817	1:33.138	76.49	2.729	11:01:58.650	
5 -	59.490	32.339	1:31.829 (2)	77.58	1.420	11:03:30.479	
6 -	58.979	31.430	1:30.409 (1)	78.80		11:05:00.888	
7 -	1:00.834	32.278	1:33.112	76.51	2.703	11:06:34.000	
8 -	1:01.260	32.604	1:33.864	75.90	3.455	11:08:07.864	
9 -	1:02.236	31.832	1:34.068	75.73	3.659	11:09:41.932	

P26 72 S/R		Tess BICKERSTAFF		Yamaha TZR250 -			
IDEAL LAP TIME : 1:40.799		BEST LAP TIME : 1:40.790		DIFFERENCE : 0.021			
LAP	SECTOR 1	SECTOR 2	LAP TIME	MPH	DIFF	TIME OF DAY	
1 -		36.362	1:51.160	64.09	10.370	10:57:28.906	
2 -	1:09.618	36.230	1:45.848	67.31	5.058	10:59:14.754	
3 -	1:09.682	34.972	1:44.654	68.07	3.864	11:00:59.408	
4 -	1:10.383	36.970	1:47.353	66.36	6.563	11:02:46.761	
5 -	1:09.112	35.992	1:45.104	67.78	4.314	11:04:31.865	
6 -	1:09.235	34.667	1:43.902 (3)	68.57	3.112	11:06:15.767	
7 -	1:06.106	35.859	1:41.965 (2)	69.87	1.175	11:07:57.732	
8 -	1:06.127	34.663	1:40.790 (1)	70.68		11:09:38.522	

P27 65		Andrew MOXON		Honda VFR 400 NC30 - Vanguard motorsport Uckfield + DART I			
IDEAL LAP TIME : 1:25.893		BEST LAP TIME : 1:26.048		DIFFERENCE : 0.155			
LAP	SECTOR 1	SECTOR 2	LAP TIME	MPH	DIFF	TIME OF DAY	
1 -		31.653	1:31.631	77.75	5.583	10:57:09.377	
2 -	55.563	30.485	1:26.048 (1)	82.79		10:58:35.425	
3 -	56.158	30.792	1:26.950 (3)	81.93	0.902	11:00:02.375	
4 -	55.892	30.946	1:26.838 (2)	82.04	0.790	11:01:29.213	
5 -	56.791	30.330	1:27.121	81.77	1.073	11:02:56.334	
6 -	56.985	31.155	1:28.140	80.83	2.092	11:04:24.474	
7 -	57.374	30.883	1:28.257	80.72	2.209	11:05:52.731	
8 -	56.854	30.384	1:27.238	81.66	1.190	11:07:19.969	

BMCRC - MRO Championships 2022 - Rnd 8 @ Donington Park National

EDlasia Formula 400 & Blue Haze GP

RACE 5 - BEST SECTORS

SECTOR 1			SECTOR 2			IDEAL / BEST COMPARISON						
POS	NO	NAME	TIME	NO	NAME	TIME	POS	NO	NAME	IDEAL	BEST	DIFF
									PERFECT LAP	1:17.565		
1	46	SWAIN	50.555	50	MORRISON	27.010	1	46	SWAIN	1:17.690	1:17.707	0.017
2	50	MORRISON	50.695	46	SWAIN	27.135	2	50	MORRISON	1:17.705	1:18.220	0.515
3	30	MACKMAN	51.634	30	MACKMAN	27.552	3	30	MACKMAN	1:19.186	1:19.685	0.499
4	45	THOMPSON	52.007	7	DUNN	28.147	4	45	THOMPSON	1:20.508	1:20.520	0.012
5	7	DUNN	52.440	45	THOMPSON	28.501	5	7	DUNN	1:20.587	1:20.587	0.000
6	222	EPPS	53.612	222	EPPS	28.717	6	222	EPPS	1:22.329	1:22.329	0.000
7	25	SMITH	53.768	88	PRINOS	28.803	7	25	SMITH	1:22.675	1:22.903	0.228
8	1	SEATH	53.938	25	SMITH	28.907	8	1	SEATH	1:22.971	1:22.971	0.000
9	64	ELLIS	54.002	1	SEATH	29.033	9	64	ELLIS	1:23.096	1:23.124	0.028
10	88	PRINOS	54.433	64	ELLIS	29.094	10	88	PRINOS	1:23.236	1:23.236	0.000
11	267	STEPHENSON	54.644	52	BAYLEY	29.659	11	267	STEPHENSON	1:24.640	1:24.787	0.147
12	151	SMITH	55.121	110	HAIGH	29.914	12	52	BAYLEY	1:24.996	1:24.996	0.000
13	52	BAYLEY	55.337	15	DAWE	29.969	13	151	SMITH	1:25.301	1:25.573	0.272
14	6	KNIGHTS	55.388	267	STEPHENSON	29.996	14	60	EDMONDSON	1:25.550	1:25.637	0.087
15	60	EDMONDSON	55.479	60	EDMONDSON	30.071	15	6	KNIGHTS	1:25.631	1:25.879	0.248
16	65	MOXON	55.563	151	SMITH	30.180	16	110	HAIGH	1:25.884	1:25.884	0.000
17	17	HIRST	55.672	6	KNIGHTS	30.243	17	65	MOXON	1:25.893	1:26.048	0.155
18	110	HAIGH	55.970	65	MOXON	30.330	18	17	HIRST	1:26.414	1:27.034	0.620
19	15	DAWE	56.483	271	DORLING	30.552	19	15	DAWE	1:26.452	1:26.452	0.000
20	271	DORLING	56.915	17	HIRST	30.742	20	271	DORLING	1:27.467	1:27.467	0.000
21	95	MARSHALL	56.952	42	ATKINS	30.930	21	95	MARSHALL	1:28.081	1:28.081	0.000
22	34	HARVIEK	57.746	77	DEWHURST	30.957	22	42	ATKINS	1:28.948	1:28.948	0.000
23	42	ATKINS	58.018	95	MARSHALL	31.129	23	34	HARVIEK	1:29.310	1:29.310	0.000
24	73	TURNER	58.979	73	TURNER	31.430	24	73	TURNER	1:30.409	1:30.409	0.000
25	24	GODZISZ	59.590	24	GODZISZ	31.436	25	77	DEWHURST	1:30.856	1:30.946	0.090
26	77	DEWHURST	59.899	34	HARVIEK	31.564	26	24	GODZISZ	1:31.026	1:31.026	0.000
27	72	BICKERSTAFF	1:06.106	72	BICKERSTAFF	34.663	27	72	BICKERSTAFF	1:40.769	1:40.790	0.021
28												

BMCRC - MRO Championships 2022 - Rnd 8 @ Donington Park National

EDlasia Formula 400 & Blue Haze GP

RACE 5 - STATISTICS

Competitors Started 28
Planned Start 2022-09-04 @ 10:35:00.000
Actual Start 2022-09-04 @ 10:55:37.745
Finish Time 2022-09-04 @ 11:08:53.474
Track Length 1.9790mi.
Total Laps 254
Total Distance Covered 502.6830mi.

Session Fastest Lap History

NO	CL	NAME	LAP TIME	TIME OF DAY	LAP	VEHICLE
50	GP	Sean MORRISON	1:19.933	10:58:23.564	2	Honda RS 250
46	GP	Frank SWAIN	1:18.866	10:59:44.845	3	Honda RS250NX5
46	GP	Frank SWAIN	1:18.653	11:01:03.498	4	Honda RS250NX5
46	GP	Frank SWAIN	1:17.925	11:03:40.095	6	Honda RS250NX5
46	GP	Frank SWAIN	1:17.707	11:06:16.591	8	Honda RS250NX5

Session Leader History

NO	CL	NAME	FROM LAP	LAPS LED	DISTANCE	VEHICLE
50	GP	Sean MORRISON	1	5	9.85 miles	Honda RS 250
46	GP	Frank SWAIN	6	5	9.89 miles	Honda RS250NX5

Flag History

TYPE	TIME OF DAY
GREEN	10:55:37.745
FINISH	11:08:53.474

Flag Statistics

TYPE	COUNT	TOTAL LAPS	TOTAL TIME
Green	1	10	15:42.649
Red	0	0	0.000
Safety Car	0	0	0.000
FCY	0	0	0.000

BMCRC - MRO Championships 2022 - Rnd 8 @ Donington Park National

EDlasia Formula 400 & Blue Haze GP

RACE 5 - STATISTICS

CLASS :

6 Starters

Fastest Lap History

NO	NAME	LAP TIME	TIME OF DAY	LAP	VEHICLE
45	Mark THOMPSON	1:22.838	10:58:30.595	2	Kawasaki ZXR400
45	Mark THOMPSON	1:20.638	10:59:51.232	3	Kawasaki ZXR400
45	Mark THOMPSON	1:20.520	11:01:11.752	4	Kawasaki ZXR400

Leader History

NO	NAME	FROM LAP	LAPS LED	DISTANCE	VEHICLE
45	Mark THOMPSON	1	10	19.75 miles	Kawasaki ZXR400

BMCRC - MRO Championships 2022 - Rnd 8 @ Donington Park National

EDlasia Formula 400 & Blue Haze GP

RACE 5 - STATISTICS

CLASS : R

4 Starters

Fastest Lap History

NO	NAME	LAP TIME	TIME OF DAY	LAP	VEHICLE
267	Jacob STEPHENSON	1:28.324	10:58:40.361	2	Yamaha R3
6	Jack KNIGHTS	1:28.169	10:58:41.241	2	Kawasaki NINJA 400
267	Jacob STEPHENSON	1:26.062	11:00:06.422	3	Yamaha R3
267	Jacob STEPHENSON	1:25.404	11:01:31.827	4	Yamaha R3
267	Jacob STEPHENSON	1:24.787	11:02:56.581	5	Yamaha R3

Leader History

NO	NAME	FROM LAP	LAPS LED	DISTANCE	VEHICLE
267	Jacob STEPHENSON	1	10	19.75 miles	Yamaha R3

BMCRC - MRO Championships 2022 - Rnd 8 @ Donington Park National

EDlasia Formula 400 & Blue Haze GP

RACE 5 - STATISTICS

CLASS : S

7 Starters

Fastest Lap History

NO	NAME	LAP TIME	TIME OF DAY	LAP	VEHICLE
222	Matthew EPPS	1:25.293	10:58:35.644	2	Kawasaki ZXR400
222	Matthew EPPS	1:24.398	11:00:00.041	3	Kawasaki ZXR400
222	Matthew EPPS	1:24.243	11:01:24.284	4	Kawasaki ZXR400
222	Matthew EPPS	1:23.564	11:02:47.847	5	Kawasaki ZXR400
222	Matthew EPPS	1:23.387	11:04:11.236	6	Kawasaki ZXR400
222	Matthew EPPS	1:23.003	11:05:34.238	7	Kawasaki ZXR400
222	Matthew EPPS	1:22.329	11:06:56.567	8	Kawasaki ZXR400

Leader History

NO	NAME	FROM LAP	LAPS LED	DISTANCE	VEHICLE
222	Matthew EPPS	1	10	19.75 miles	Kawasaki ZXR400

BMCRC - MRO Championships 2022 - Rnd 8 @ Donington Park National

EDlasia Formula 400 & Blue Haze GP

RACE 5 - STATISTICS

CLASS : S/R

3 Starters

Fastest Lap History

NO	NAME	LAP TIME	TIME OF DAY	LAP	VEHICLE
25	Haydon SMITH	1:25.220	10:58:33.135	2	Kawasaki ZXR400
25	Haydon SMITH	1:24.289	10:59:57.423	3	Kawasaki ZXR400
25	Haydon SMITH	1:24.155	11:01:21.578	4	Kawasaki ZXR400
25	Haydon SMITH	1:23.548	11:04:09.401	6	Kawasaki ZXR400
25	Haydon SMITH	1:22.903	11:06:56.301	8	Kawasaki ZXR400

Leader History

NO	NAME	FROM LAP	LAPS LED	DISTANCE	VEHICLE
25	Haydon SMITH	1	10	19.75 miles	Kawasaki ZXR400

BMCRC - MRO Championships 2022 - Rnd 8 @ Donington Park National

EDlasia Formula 400 & Blue Haze GP

RACE 5 - STATISTICS

CLASS : GP

8 Starters

Fastest Lap History

NO	NAME	LAP TIME	TIME OF DAY	LAP	VEHICLE
50	Sean MORRISON	1:19.933	10:58:23.564	2	Honda RS 250
46	Frank SWAIN	1:18.866	10:59:44.845	3	Honda RS250NX5
46	Frank SWAIN	1:18.653	11:01:03.498	4	Honda RS250NX5
46	Frank SWAIN	1:17.925	11:03:40.095	6	Honda RS250NX5
46	Frank SWAIN	1:17.707	11:06:16.591	8	Honda RS250NX5

Leader History

NO	NAME	FROM LAP	LAPS LED	DISTANCE	VEHICLE
50	Sean MORRISON	1	5	9.85 miles	Honda RS 250
46	Frank SWAIN	6	5	9.89 miles	Honda RS250NX5

BMCRC - MRO Championships 2022 - Rnd 8 @ Donington Park National



EDlasia Formula 400 & Blue Haze GP



RACE 15 - GRID (10 Laps)

ROW 11	33	188	Michael STANLEY	32	3	Tom BARRETT	31	33	Carl JOHNSTONE
ROW 10	30	48	Richie WELSH	29	8	Phil ATKINSON	28	187	Scott DERMOTT
ROW 9			1:40.790	27	72	Tess BICKERSTAFF	26	24	Harley GODZISZ
							25	77	Roy DEWHURST
ROW 8			1:30.409	24	73	Colvin TURNER	23	34	Dave HARVIEK
							22	42	David ATKINS
ROW 7			1:28.081	21	95	Greg MARSHALL	20	271	Felix DORLING
							19	17	Sam HIRST
ROW 6			1:26.452	18	15	Julian DAWE	17	65	Andrew MOXON
							16	110	Mark HAIGH
ROW 5			1:25.879	15	6	Jack KNIGHTS	14	60	Doug EDMONDSON
							13	151	Nick SMITH
ROW 4			1:24.996	12	52	Stephen BAYLEY	11	267	Jacob STEPHENSON
							10	88	George PRINOS
ROW 3			1:23.124	9	64	Phil ELLIS	8	1	James SEATH
							7	25	Haydon SMITH
ROW 2			1:22.329	6	222	Matthew EPPS	5	7	Bruce DUNN
							4	45	Mark THOMPSON
ROW 1			1:19.685	3	30	Ian MACKMAN	2	50	Sean MORRISON
							1	46	Frank SWAIN
									Pole

Donington Park National: 1.9790 miles

These results are provisional until the conclusion of any judicial and technical matters.

Clerk Of Course :	Stewards :	Timekeeper : <i>Craig Smith</i>
-------------------	------------	------------------------------------

Results can be found at www.tsl-timing.com

Printed - 11:13 Sunday, 04 September 2022



BMCRC - MRO Championships 2022 - Rnd 8 @ Donington Park National

EDlasia Formula 400 & Blue Haze GP

RACE 15 - CLASSIFICATION



POS	NO	CL	PIC NAME	ENTRY	LAPS	TIME	GAP	DIFF	MPH	BEST	ON
1	46	GP	1 Frank SWAIN	Honda RS250NX5 -	10	13:00.983			91.05	1:17.017	3
2	30	GP	2 Ian MACKMAN	Yamaha TZ250 - 2 Machs Motorcycles	10	13:01.008	0.025	0.025	91.04	1:17.064	4
3	8	GP	3 Phil ATKINSON	Yamaha TZ350 - ROSE MOT/Q Oil Treatments	10	13:01.765	0.782	0.757	90.96	1:16.735	8
4	50	GP	4 Sean MORRISON	Honda RS 250 - Fincham's two strokes	10	13:05.219	4.236	3.454	90.56	1:17.189	9
5	45		1 Mark THOMPSON	Kawasaki ZXR400 - Flintstone Tyres / David Simon 1	10	13:21.560	20.577	16.341	88.71	1:18.430	3
6	25	S/R	1 Haydon SMITH	Kawasaki ZXR400 - HI-Precision Engineering Ltd	10	13:30.959	29.976	9.399	87.68	1:19.646	10
7	60	GP	5 Doug EDMONDSON	Yamaha TZ 250 3YL - Stan Stephens Tuning	10	13:32.488	31.505	1.529	87.52	1:19.674	8
8	64	GP	6 Phil ELLIS	Yamaha TZ250 4TW -	10	13:35.594	34.611	3.106	87.18	1:20.279	8
9	65		2 Andrew MOXON	Honda VFR 400 NC30 - Vanguard motorsport Uckfie	10	13:41.108	40.125	5.514	86.60	1:20.759	3
10	3	GP	7 Tom BARRETT	Honda RS250 - The Two Stroke Workshop	10	13:42.972	41.989	1.864	86.40	1:19.937	3
11	222	S	1 Matthew EPPS	Kawasaki ZXR400 - M.E Vehicle Repairs	10	13:47.357	46.374	4.385	85.94	1:21.086	2
12	267	R	1 Jacob STEPHENSON	Yamaha R3 - Vantage R&D	10	13:50.547	49.564	3.190	85.61	1:21.905	6
13	151	S	2 Nick SMITH	Kawasaki ZXR400 - HI-Precision Engineering Ltd	10	13:51.984	51.001	1.437	85.47	1:21.997	10
14	1		3 James SEATH	Kawasaki ZXR400 L9 - Ovenden Earthmoving	10	13:54.630	53.647	2.646	85.19	1:22.378	9
15	110		4 Mark HAIGH	Aprilia RS250 - Chesterfield CarClinic/The Tuning W	10	13:57.004	56.021	2.374	84.95	1:22.117	10
16	6	R	2 Jack KNIGHTS	Kawasaki NINJA 400 - Jk 06 racing	10	14:12.130	1:11.147	15.126	83.44	1:23.833	9
17	17		5 Sam HIRST	Kawasaki NINJA - Valley Racing	10	14:17.162	1:16.179	5.032	82.95	1:24.697	4
18	52	GP	8 Stephen BAYLEY	Yamaha TZ 250 - Mander Organ Builders	10	14:17.907	1:16.924	0.745	82.88	1:22.246	4
19	88	GP	9 George PRINOS	Yamaha TZ250 - KAPPA PLANNING LTD	10	14:25.248	1:24.265	7.341	82.18	1:23.541	2
20	15	S	3 Julian DAWE	Honda RVF400 - EM Acoustics	9	13:05.325	1 Lap	1 Lap	81.47	1:25.487	2
21	271	R	3 Felix DORLING	Kawasaki NINJA 400 - Kernow Controls	9	13:06.289	1 Lap	0.964	81.37	1:25.600	4
22	42	S	4 David ATKINS	Honda CBR 400 NC29 - DA PLUMBING and MECH/	9	13:12.141	1 Lap	5.852	80.77	1:25.877	8
23	95	R	4 Greg MARSHALL	Kawasaki NINJA 300 - Mum & Dad; HEL Performanc	9	13:12.272	1 Lap	0.131	80.76	1:26.267	7
24	24	S	5 Harley GODZISZ	Honda NC30 - Mum xx	9	13:15.510	1 Lap	3.238	80.43	1:26.810	7
25	34	S	6 Dave HARVIEK	Yamaha TZR 250 -	9	13:15.985	1 Lap	0.475	80.38	1:26.980	9
26	187	S/R	2 Scott DERMOTT	Honda CBR400 - TwoClicksOut Racing	9	13:43.290	1 Lap	27.305	77.71	1:29.465	9
27	73	S	7 Colvin TURNER	Yamaha TZR250 -	9	13:47.832	1 Lap	4.542	77.29	1:27.616	2
28	72	S/R	3 Tess BICKERSTAFF	Yamaha TZR250 -	8	13:11.266	2 Laps	1 Lap	71.86	1:37.377	3

FASTEST LAP

8	GP	Phil ATKINSON	Yamaha TZ350 - ROSE MOT/Q Oil Treatments	8	1:16.735	92.84 mph	149.42 kph
45		Mark THOMPSON	Kawasaki ZXR400 - Flintstone Tyres / David Simon 1	3	1:18.430	90.84 mph	146.19 kph
25	S/R	Haydon SMITH	Kawasaki ZXR400 - HI-Precision Engineering Ltd	10	1:19.646	89.45 mph	143.96 kph
222	S	Matthew EPPS	Kawasaki ZXR400 - M.E Vehicle Repairs	2	1:21.086	87.86 mph	141.40 kph
267	R	Jacob STEPHENSON	Yamaha R3 - Vantage R&D	6	1:21.905	86.98 mph	139.99 kph

Class GP - 92.5% of Race Speed = 84.22 mph

Class - 92.5% of Race Speed = 82.05 mph

Class S/R - 92.5% of Race Speed = 81.10 mph

Class S - 92.5% of Race Speed = 79.49 mph

Class R - 92.5% of Race Speed = 79.18 mph

Weather / Track : Bright / Dry

These results are provisional until the conclusion of any judicial and technical matters.

Race Distance: 10 Laps / 19.79 miles

Donington Park National: 1.9790 miles

Date: 04/09/2022 Start: 15:03 Finish: 15:16

Clerk Of Course :	Stewards :	Timekeeper : <i>Craig Smith</i>
-------------------	------------	------------------------------------

Results can be found at www.tsl-timing.com

Printed - 15:18 Sunday, 04 September 2022



BMCRC - MRO Championships 2022 - Rnd 8 @ Donington Park National

EDlasia Formula 400 & Blue Haze GP

RACE 15 - SECTOR ANALYSIS



SECTOR 1 = FL to I1, SECTOR 2 = I1 to FL, DIFF = Difference To Personal Best Lap, P = Crossed Finish Line in Pit Lane, D = Time Disallowed

P1 46 GP Frank SWAIN		Honda RS250NX5 -				
IDEAL LAP TIME : 1:16.931		BEST LAP TIME : 1:17.017		DIFFERENCE : 0.086		
LAP	SECTOR 1	SECTOR 2	LAP TIME	MPH	DIFF	TIME OF DAY
1 -		27.149	1:22.341	86.52	5.324	15:04:37.537
2 -	50.694	26.847	1:17.541	91.88	0.524	15:05:55.078
3 -	50.084	26.933	1:17.017 (1)	92.50		15:07:12.095
4 -	50.192	27.090	1:17.282 (2)	92.19	0.265	15:08:29.377
5 -	50.721	27.182	1:17.903	91.45	0.886	15:09:47.280
6 -	50.593	27.137	1:17.730	91.65	0.713	15:11:05.010
7 -	50.432	27.397	1:17.829	91.54	0.812	15:12:22.839
8 -	50.466	27.041	1:17.507 (3)	91.92	0.490	15:13:40.346
9 -	50.940	26.925	1:17.865	91.49	0.848	15:14:58.211
10 -	50.549	27.419	1:17.968	91.37	0.951	15:16:16.179

P2 30 GP Ian MACKMAN		Yamaha TZ250 - 2 Machs Motorcycles				
IDEAL LAP TIME : 1:16.809		BEST LAP TIME : 1:17.064		DIFFERENCE : 0.255		
LAP	SECTOR 1	SECTOR 2	LAP TIME	MPH	DIFF	TIME OF DAY
1 -		27.118	1:22.734	86.11	5.670	15:04:37.930
2 -	50.576	27.304	1:17.880	91.48	0.816	15:05:55.810
3 -	50.366	26.826	1:17.192 (2)	92.29	0.128	15:07:13.002
4 -	50.189	26.875	1:17.064 (1)	92.45		15:08:30.066
5 -	49.983	27.475	1:17.458 (3)	91.98	0.394	15:09:47.524
6 -	50.219	27.321	1:17.540	91.88	0.476	15:11:05.064
7 -	50.227	27.571	1:17.798	91.57	0.734	15:12:22.862
8 -	50.297	27.240	1:17.537	91.88	0.473	15:13:40.399
9 -	50.593	27.026	1:17.619	91.78	0.555	15:14:58.018
10 -	50.439	27.747	1:18.186	91.12	1.122	15:16:16.204

P3 8 GP Phil ATKINSON		Yamaha TZ350 - ROSE MOT/Q Oil Treatments				
IDEAL LAP TIME : 1:16.541		BEST LAP TIME : 1:16.735		DIFFERENCE : 0.194		
LAP	SECTOR 1	SECTOR 2	LAP TIME	MPH	DIFF	TIME OF DAY
1 -		27.954	1:27.334	81.57	10.599	15:04:42.530
2 -	50.856	27.287	1:18.143	91.17	1.408	15:06:00.673
3 -	49.791	27.104	1:16.895	92.65	0.160	15:07:17.568
4 -	49.770	27.119	1:16.889 (3)	92.66	0.154	15:08:34.457
5 -	49.703	28.028	1:17.731	91.65	0.996	15:09:52.188
6 -	49.810	27.167	1:16.977	92.55	0.242	15:11:09.165
7 -	49.723	27.046	1:16.769 (2)	92.80	0.034	15:12:25.934
8 -	49.897	26.838	1:16.735 (1)	92.84		15:13:42.669
9 -	49.997	27.374	1:17.371	92.08	0.636	15:15:00.040
10 -	49.950	26.971	1:16.921	92.62	0.186	15:16:16.961

P4 50 GP Sean MORRISON		Honda RS 250 - Fincham's two strokes				
IDEAL LAP TIME : 1:17.032		BEST LAP TIME : 1:17.189		DIFFERENCE : 0.157		
LAP	SECTOR 1	SECTOR 2	LAP TIME	MPH	DIFF	TIME OF DAY
1 -		27.289	1:22.246	86.62	5.057	15:04:37.442
2 -	51.350	27.091	1:18.441	90.82	1.252	15:05:55.883
3 -	50.698	27.041	1:17.739 (2)	91.64	0.550	15:07:13.622
4 -	51.075	27.144	1:18.219	91.08	1.030	15:08:31.841
5 -	50.782	27.052	1:17.834	91.53	0.645	15:09:49.675
6 -	50.951	26.838	1:17.789 (3)	91.58	0.600	15:11:07.464
7 -	50.897	27.411	1:18.308	90.98	1.119	15:12:25.772
8 -	51.191	27.279	1:18.470	90.79	1.281	15:13:44.242
9 -	50.194	26.995	1:17.189 (1)	92.30		15:15:01.431
10 -	51.191	27.793	1:18.984	90.20	1.795	15:16:20.415

BMCRG - MRO Championships 2022 - Rnd 8 @ Donington Park National

EDlasia Formula 400 & Blue Haze GP

RACE 15 - SECTOR ANALYSIS



SECTOR 1 = FL to I1, SECTOR 2 = I1 to FL, DIFF = Difference To Personal Best Lap, P = Crossed Finish Line in Pit Lane, D = Time Disallowed

P5 45		Mark THOMPSON		Kawasaki ZXR400 - Flintstone Tyres / David Simon Tuning		
IDEAL LAP TIME : 1:18.215		BEST LAP TIME : 1:18.430		DIFFERENCE : 0.215		
LAP	SECTOR 1	SECTOR 2	LAP TIME	MPH	DIFF	TIME OF DAY
1 -		27.911	1:23.747	85.07	5.317	15:04:38.943
2 -	50.895	27.601	1:18.496 (2)	90.76	0.066	15:05:57.439
3 -	50.614	27.816	1:18.430 (1)	90.84		15:07:15.869
4 -	51.153	28.132	1:19.285 (3)	89.86	0.855	15:08:35.154
5 -	51.313	28.057	1:19.370	89.76	0.940	15:09:54.524
6 -	52.179	28.294	1:20.473	88.53	2.043	15:11:14.997
7 -	51.878	28.318	1:20.196	88.84	1.766	15:12:35.193
8 -	51.936	28.435	1:20.371	88.64	1.941	15:13:55.564
9 -	52.297	28.446	1:20.743	88.23	2.313	15:15:16.307
10 -	51.932	28.517	1:20.449	88.56	2.019	15:16:36.756

P6 25 S/R		Haydon SMITH		Kawasaki ZXR400 - HI-Precision Engineering Ltd		
IDEAL LAP TIME : 1:19.618		BEST LAP TIME : 1:19.646		DIFFERENCE : 0.028		
LAP	SECTOR 1	SECTOR 2	LAP TIME	MPH	DIFF	TIME OF DAY
1 -		28.357	1:25.117	83.70	5.471	15:04:40.313
2 -	53.187	28.399	1:21.586	87.32	1.940	15:06:01.899
3 -	52.581	28.408	1:20.989	87.97	1.343	15:07:22.888
4 -	52.665	28.141	1:20.806	88.16	1.160	15:08:43.694
5 -	52.567	28.185	1:20.752	88.22	1.106	15:10:04.446
6 -	52.633	28.780	1:21.413	87.51	1.767	15:11:25.859
7 -	51.865	27.872	1:19.737 (2)	89.35	0.091	15:12:45.596
8 -	52.574	27.888	1:20.462	88.54	0.816	15:14:06.058
9 -	51.897	28.554	1:20.451 (3)	88.55	0.805	15:15:26.509
10 -	51.893	27.753	1:19.646 (1)	89.45		15:16:46.155

P7 60 GP		Doug EDMONDSON		Yamaha TZ 250 3YL - Stan Stephens Tuning		
IDEAL LAP TIME : 1:19.674		BEST LAP TIME : 1:19.674		DIFFERENCE : 0.000		
LAP	SECTOR 1	SECTOR 2	LAP TIME	MPH	DIFF	TIME OF DAY
1 -		28.055	1:25.375	83.45	5.701	15:04:40.571
2 -	52.352	28.574	1:20.926	88.03	1.252	15:06:01.497
3 -	52.629	28.597	1:21.226	87.71	1.552	15:07:22.723
4 -	52.516	28.265	1:20.781 (3)	88.19	1.107	15:08:43.504
5 -	52.435	28.419	1:20.854	88.11	1.180	15:10:04.358
6 -	53.004	28.368	1:21.372	87.55	1.698	15:11:25.730
7 -	52.256	28.174	1:20.430 (2)	88.58	0.756	15:12:46.160
8 -	51.738	27.936	1:19.674 (1)	89.42		15:14:05.834
9 -	51.807	29.025	1:20.832	88.14	1.158	15:15:26.666
10 -	52.560	28.458	1:21.018	87.93	1.344	15:16:47.684

P8 64 GP		Phil ELLIS		Yamaha TZ250 4TW -		
IDEAL LAP TIME : 1:20.279		BEST LAP TIME : 1:20.279		DIFFERENCE : 0.000		
LAP	SECTOR 1	SECTOR 2	LAP TIME	MPH	DIFF	TIME OF DAY
1 -		28.466	1:27.680	81.25	7.401	15:04:42.876
2 -	53.236	28.509	1:21.745	87.15	1.466	15:06:04.621
3 -	52.791	28.249	1:21.040	87.91	0.761	15:07:25.661
4 -	52.741	28.344	1:21.085	87.86	0.806	15:08:46.746
5 -	52.872	28.196	1:21.068	87.88	0.789	15:10:07.814
6 -	52.449	28.436	1:20.885	88.08	0.606	15:11:28.699
7 -	52.426	28.143	1:20.569 (3)	88.42	0.290	15:12:49.268
8 -	52.182	28.097	1:20.279 (1)	88.74		15:14:09.547
9 -	52.339	28.152	1:20.491 (2)	88.51	0.212	15:15:30.038
10 -	52.533	28.219	1:20.752	88.22	0.473	15:16:50.790

BMCRC - MRO Championships 2022 - Rnd 8 @ Donington Park National

EDlasia Formula 400 & Blue Haze GP

RACE 15 - SECTOR ANALYSIS



SECTOR 1 = FL to I1, SECTOR 2 = I1 to FL, DIFF = Difference To Personal Best Lap, P = Crossed Finish Line in Pit Lane, D = Time Disallowed

P9 65		Andrew MOXON		Honda VFR 400 NC30 - Vanguard motorsport Uckfield + DART I		
IDEAL LAP TIME : 1:20.614		BEST LAP TIME : 1:20.759		DIFFERENCE : 0.145		
LAP	SECTOR 1	SECTOR 2	LAP TIME	MPH	DIFF	TIME OF DAY
1 -		28.885	1:28.311	80.67	7.552	15:04:43.507
2 -	52.894	28.829	1:21.723	87.18	0.964	15:06:05.230
3 -	52.636	28.123	1:20.759 (1)	88.22		15:07:25.989
4 -	52.950	28.238	1:21.188 (3)	87.75	0.429	15:08:47.177
5 -	52.754	29.039	1:21.793	87.10	1.034	15:10:08.970
6 -	52.831	28.807	1:21.638	87.27	0.879	15:11:30.608
7 -	52.877	28.571	1:21.448	87.47	0.689	15:12:52.056
8 -	53.077	28.671	1:21.748	87.15	0.989	15:14:13.804
9 -	52.491	28.598	1:21.089 (2)	87.86	0.330	15:15:34.893
10 -	52.876	28.535	1:21.411	87.51	0.652	15:16:56.304

P10 3 GP		Tom BARRETT		Honda RS250 - The Two Stroke Workshop		
IDEAL LAP TIME : 1:19.559		BEST LAP TIME : 1:19.937		DIFFERENCE : 0.378		
LAP	SECTOR 1	SECTOR 2	LAP TIME	MPH	DIFF	TIME OF DAY
1 -		29.019	1:32.204	77.27	12.267	15:04:47.400
2 -	54.428	28.355	1:22.783	86.06	2.846	15:06:10.183
3 -	52.026	27.911	1:19.937 (1)	89.12		15:07:30.120
4 -	52.606	28.648	1:21.254	87.68	1.317	15:08:51.374
5 -	53.799	28.265	1:22.064	86.81	2.127	15:10:13.438
6 -	52.042	28.643	1:20.685	88.30	0.748	15:11:34.123
7 -	54.051	28.402	1:22.453	86.40	2.516	15:12:56.576
8 -	51.705	28.252	1:19.957 (3)	89.10	0.020	15:14:16.533
9 -	51.648	28.294	1:19.942 (2)	89.12	0.005	15:15:36.475
10 -	53.037	28.656	1:21.693	87.21	1.756	15:16:58.168

P11 222 S		Matthew EPPS		Kawasaki ZXR400 - M.E Vehicle Repairs		
IDEAL LAP TIME : 1:21.072		BEST LAP TIME : 1:21.086		DIFFERENCE : 0.014		
LAP	SECTOR 1	SECTOR 2	LAP TIME	MPH	DIFF	TIME OF DAY
1 -		28.582	1:25.992	82.85	4.906	15:04:41.188
2 -	52.599	28.487	1:21.086 (1)	87.86		15:06:02.274
3 -	52.927	28.628	1:21.555 (2)	87.35	0.469	15:07:23.829
4 -	53.230	28.473	1:21.703 (3)	87.20	0.617	15:08:45.532
5 -	53.842	28.946	1:22.788	86.05	1.702	15:10:08.320
6 -	54.608	28.507	1:23.115	85.72	2.029	15:11:31.435
7 -	53.894	28.594	1:22.488	86.37	1.402	15:12:53.923
8 -	54.102	29.099	1:23.201	85.63	2.115	15:14:17.124
9 -	53.537	28.740	1:22.277	86.59	1.191	15:15:39.401
10 -	54.133	29.019	1:23.152	85.68	2.066	15:17:02.553

P12 267 R		Jacob STEPHENSON		Yamaha R3 - Vantage R&D		
IDEAL LAP TIME : 1:21.785		BEST LAP TIME : 1:21.905		DIFFERENCE : 0.120		
LAP	SECTOR 1	SECTOR 2	LAP TIME	MPH	DIFF	TIME OF DAY
1 -		28.752	1:27.234	81.67	5.329	15:04:42.430
2 -	55.200	28.944	1:24.144	84.67	2.239	15:06:06.574
3 -	53.470	29.068	1:22.538	86.31	0.633	15:07:29.112
4 -	53.401	29.433	1:22.834	86.01	0.929	15:08:51.946
5 -	53.747	29.435	1:23.182	85.65	1.277	15:10:15.128
6 -	53.297	28.608	1:21.905 (1)	86.98		15:11:37.033
7 -	53.440	28.734	1:22.174 (3)	86.70	0.269	15:12:59.207
8 -	53.715	28.675	1:22.390	86.47	0.485	15:14:21.597
9 -	53.177	28.793	1:21.970 (2)	86.91	0.065	15:15:43.567
10 -	53.543	28.633	1:22.176	86.69	0.271	15:17:05.743

BMCRC - MRO Championships 2022 - Rnd 8 @ Donington Park National

EDlasia Formula 400 & Blue Haze GP

RACE 15 - SECTOR ANALYSIS



SECTOR 1 = FL to I1, SECTOR 2 = I1 to FL, DIFF = Difference To Personal Best Lap, P = Crossed Finish Line in Pit Lane, D = Time Disallowed

P13		151 S	Nick SMITH		Kawasaki ZXR400 - Hi-Precision Engineering Ltd		
IDEAL LAP TIME : 1:21.864		BEST LAP TIME : 1:21.997		DIFFERENCE : 0.133			
LAP	SECTOR 1	SECTOR 2	LAP TIME	MPH	DIFF	TIME OF DAY	
1 -		28.717	1:26.684	82.19	4.687	15:04:41.880	
2 -	53.947	29.160	1:23.107	85.72	1.110	15:06:04.987	
3 -	54.192	29.069	1:23.261	85.56	1.264	15:07:28.248	
4 -	53.841	29.045	1:22.886	85.95	0.889	15:08:51.134	
5 -	53.812	29.287	1:23.099	85.73	1.102	15:10:14.233	
6 -	53.400	28.635	1:22.035 (2)	86.84	0.038	15:11:36.268	
7 -	53.544	28.552	1:22.096 (3)	86.78	0.099	15:12:58.364	
8 -	55.526	29.040	1:24.566	84.24	2.569	15:14:22.930	
9 -	53.312	28.941	1:22.253	86.61	0.256	15:15:45.183	
10 -	53.340	28.657	1:21.997 (1)	86.88		15:17:07.180	

P14		1	James SEATH		Kawasaki ZXR400 L9 - Ovenden Earthmoving		
IDEAL LAP TIME : 1:22.219		BEST LAP TIME : 1:22.378		DIFFERENCE : 0.159			
LAP	SECTOR 1	SECTOR 2	LAP TIME	MPH	DIFF	TIME OF DAY	
1 -		29.411	1:28.222	80.75	5.844	15:04:43.418	
2 -	53.984	28.984	1:22.968	85.87	0.590	15:06:06.386	
3 -	53.407	29.029	1:22.436 (2)	86.42	0.058	15:07:28.822	
4 -	53.470	29.382	1:22.852 (3)	85.99	0.474	15:08:51.674	
5 -	53.860	29.354	1:23.214	85.61	0.836	15:10:14.888	
6 -	54.629	29.019	1:23.648	85.17	1.270	15:11:38.536	
7 -	54.040	28.917	1:22.957	85.88	0.579	15:13:01.493	
8 -	54.022	28.848	1:22.870	85.97	0.492	15:14:24.363	
9 -	53.566	28.812	1:22.378 (1)	86.48		15:15:46.741	
10 -	53.854	29.231	1:23.085	85.75	0.707	15:17:09.826	

P15		110	Mark HAIGH		Aprilia RS250 - Chesterfield CarClinic/The Tuning Works		
IDEAL LAP TIME : 1:22.081		BEST LAP TIME : 1:22.117		DIFFERENCE : 0.036			
LAP	SECTOR 1	SECTOR 2	LAP TIME	MPH	DIFF	TIME OF DAY	
1 -		29.461	1:29.345	79.74	7.228	15:04:44.541	
2 -	54.619	29.237	1:23.856	84.96	1.739	15:06:08.397	
3 -	54.481	28.726	1:23.207	85.62	1.090	15:07:31.604	
4 -	54.376	28.740	1:23.116	85.71	0.999	15:08:54.720	
5 -	54.577	29.172	1:23.749	85.07	1.632	15:10:18.469	
6 -	54.325	29.039	1:23.364	85.46	1.247	15:11:41.833	
7 -	53.967	29.262	1:23.229	85.60	1.112	15:13:05.062	
8 -	53.893	28.762	1:22.655 (3)	86.19	0.538	15:14:27.717	
9 -	53.593	28.773	1:22.366 (2)	86.49	0.249	15:15:50.083	
10 -	53.355	28.762	1:22.117 (1)	86.76		15:17:12.200	

P16		6 R	Jack KNIGHTS		Kawasaki NINJA 400 - Jk 06 racing		
IDEAL LAP TIME : 1:23.833		BEST LAP TIME : 1:23.833		DIFFERENCE : 0.000			
LAP	SECTOR 1	SECTOR 2	LAP TIME	MPH	DIFF	TIME OF DAY	
1 -		29.679	1:30.446	78.77	6.613	15:04:45.642	
2 -	55.016	29.865	1:24.881	83.93	1.048	15:06:10.523	
3 -	54.619	29.791	1:24.410 (3)	84.40	0.577	15:07:34.933	
4 -	55.328	29.652	1:24.980	83.83	1.147	15:08:59.913	
5 -	55.167	29.707	1:24.874	83.94	1.041	15:10:24.787	
6 -	54.839	29.776	1:24.615	84.20	0.782	15:11:49.402	
7 -	55.019	29.501	1:24.520	84.29	0.687	15:13:13.922	
8 -	55.318	29.852	1:25.170	83.65	1.337	15:14:39.092	
9 -	54.358	29.475	1:23.833 (1)	84.98		15:16:02.925	
10 -	54.581	29.820	1:24.401 (2)	84.41	0.568	15:17:27.326	

BMCRC - MRO Championships 2022 - Rnd 8 @ Donington Park National

EDlasia Formula 400 & Blue Haze GP

RACE 15 - SECTOR ANALYSIS



SECTOR 1 = FL to I1, SECTOR 2 = I1 to FL, DIFF = Difference To Personal Best Lap, P = Crossed Finish Line in Pit Lane, D = Time Disallowed

P17 17		Sam HIRST		Kawasaki NINJA - Valley Racing			
IDEAL LAP TIME : 1:24.532		BEST LAP TIME : 1:24.697		DIFFERENCE : 0.165			
LAP	SECTOR 1	SECTOR 2	LAP TIME	MPH	DIFF	TIME OF DAY	
1 -		29.857	1:30.940	78.34	6.243	15:04:46.136	
2 -	54.972	29.906	1:24.878 (3)	83.93	0.181	15:06:11.014	
3 -	55.487	29.886	1:25.373	83.45	0.676	15:07:36.387	
4 -	55.137	29.560	1:24.697 (1)	84.11		15:09:01.084	
5 -	55.043	29.791	1:24.834 (2)	83.98	0.137	15:10:25.918	
6 -	55.233	29.995	1:25.228	83.59	0.531	15:11:51.146	
7 -	55.257	30.014	1:25.271	83.55	0.574	15:13:16.417	
8 -	55.418	29.940	1:25.358	83.46	0.661	15:14:41.775	
9 -	55.363	29.667	1:25.030	83.78	0.333	15:16:06.805	
10 -	55.398	30.155	1:25.553	83.27	0.856	15:17:32.358	

P18 52 GP		Stephen BAYLEY		Yamaha TZ 250 - Mander Organ Builders			
IDEAL LAP TIME : 1:21.941		BEST LAP TIME : 1:22.246		DIFFERENCE : 0.305			
LAP	SECTOR 1	SECTOR 2	LAP TIME	MPH	DIFF	TIME OF DAY	
1 -		29.270	1:31.993	77.44	9.747	15:04:47.189	
2 -	55.126	29.057	1:24.183	84.63	1.937	15:06:11.372	
3 -	55.411	28.694	1:24.105	84.71	1.859	15:07:35.477	
4 -	53.945	28.301	1:22.246 (1)	86.62		15:08:57.723	
5 -	54.239	41.885	1:36.124	74.11	13.878	15:10:33.847	
6 -	55.423	29.309	1:24.732	84.08	2.486	15:11:58.579	
7 -	53.666	30.323	1:23.989	84.82	1.743	15:13:22.568	
8 -	54.448	29.355	1:23.803 (3)	85.01	1.557	15:14:46.371	
9 -	53.640	29.086	1:22.726 (2)	86.12	0.480	15:16:09.097	
10 -	54.147	29.859	1:24.006	84.81	1.760	15:17:33.103	

P19 88 GP		George PRINOS		Yamaha TZ250 - KAPPA PLANNING LTD			
IDEAL LAP TIME : 1:23.529		BEST LAP TIME : 1:23.541		DIFFERENCE : 0.012			
LAP	SECTOR 1	SECTOR 2	LAP TIME	MPH	DIFF	TIME OF DAY	
1 -		29.539	1:34.092	75.71	10.551	15:04:49.288	
2 -	53.990	29.551	1:23.541 (1)	85.28		15:06:12.829	
3 -	55.458	29.865	1:25.323	83.50	1.782	15:07:38.152	
4 -	55.757	29.910	1:25.667	83.16	2.126	15:09:03.819	
5 -	55.732	30.399	1:26.131	82.71	2.590	15:10:29.950	
6 -	56.813	29.624	1:26.437	82.42	2.896	15:11:56.387	
7 -	55.427	32.038	1:27.465	81.45	3.924	15:13:23.852	
8 -	55.422	29.722	1:25.144 (2)	83.67	1.603	15:14:48.996	
9 -	55.163	30.018	1:25.181 (3)	83.64	1.640	15:16:14.177	
10 -	56.027	30.240	1:26.267	82.58	2.726	15:17:40.444	

P20 15 S		Julian DAWE		Honda RVF400 - EM Acoustics			
IDEAL LAP TIME : 1:25.127		BEST LAP TIME : 1:25.487		DIFFERENCE : 0.360			
LAP	SECTOR 1	SECTOR 2	LAP TIME	MPH	DIFF	TIME OF DAY	
1 -		29.514	1:31.230	78.09	5.743	15:04:46.426	
2 -	55.613	29.874	1:25.487 (1)	83.34		15:06:11.913	
3 -	55.971	29.718	1:25.689 (2)	83.14	0.202	15:07:37.602	
4 -	56.483	30.149	1:26.632 (3)	82.24	1.145	15:09:04.234	
5 -	56.859	30.155	1:27.014	81.87	1.527	15:10:31.248	
6 -	57.100	30.314	1:27.414	81.50	1.927	15:11:58.662	
7 -	56.350	30.312	1:26.662	82.21	1.175	15:13:25.324	
8 -	56.878	30.205	1:27.083	81.81	1.596	15:14:52.407	
9 -	57.781	30.333	1:28.114	80.85	2.627	15:16:20.521	

BMCRG - MRO Championships 2022 - Rnd 8 @ Donington Park National

EDlasia Formula 400 & Blue Haze GP

RACE 15 - SECTOR ANALYSIS



SECTOR 1 = FL to I1, SECTOR 2 = I1 to FL, DIFF = Difference To Personal Best Lap, P = Crossed Finish Line in Pit Lane, D = Time Disallowed

P21 271 R		Felix DORLING		Kawasaki NINJA 400 - Kernow Controls			
IDEAL LAP TIME : 1:25.346		BEST LAP TIME : 1:25.600		DIFFERENCE : 0.254			
LAP	SECTOR 1	SECTOR 2	LAP TIME	MPH	DIFF	TIME OF DAY	
1 -		31.077	1:32.729	76.83	7.129	15:04:47.925	
2 -	55.879	30.108	1:25.987 (3)	82.85	0.387	15:06:13.912	
3 -	55.626	30.047	1:25.673 (2)	83.16	0.073	15:07:39.585	
4 -	55.466	30.134	1:25.600 (1)	83.23		15:09:05.185	
5 -	58.070	30.860	1:28.930	80.11	3.330	15:10:34.115	
6 -	56.605	30.435	1:27.040	81.85	1.440	15:12:01.155	
7 -	55.777	30.315	1:26.092	82.75	0.492	15:13:27.247	
8 -	55.299	30.728	1:26.027	82.81	0.427	15:14:53.274	
9 -	57.133	31.078	1:28.211	80.76	2.611	15:16:21.485	

P22 42 S		David ATKINS		Honda CBR 400 NC29 - DA PLUMBING and MECHANICAL LTI			
IDEAL LAP TIME : 1:25.698		BEST LAP TIME : 1:25.877		DIFFERENCE : 0.179			
LAP	SECTOR 1	SECTOR 2	LAP TIME	MPH	DIFF	TIME OF DAY	
1 -		31.358	1:36.082	74.15	10.205	15:04:51.278	
2 -	56.609	30.658	1:27.267	81.64	1.390	15:06:18.545	
3 -	56.999	30.604	1:27.603	81.32	1.726	15:07:46.148	
4 -	57.508	30.258	1:27.766	81.17	1.889	15:09:13.914	
5 -	57.049	30.368	1:27.417	81.50	1.540	15:10:41.331	
6 -	56.965	30.155	1:27.120	81.77	1.243	15:12:08.451	
7 -	55.936	30.080	1:26.016 (2)	82.82	0.139	15:13:34.467	
8 -	55.618	30.259	1:25.877 (1)	82.96		15:15:00.344	
9 -	56.418	30.575	1:26.993 (3)	81.89	1.116	15:16:27.337	

P23 95 R		Greg MARSHALL		Kawasaki NINJA 300 - Mum & Dad; HEL Performance			
IDEAL LAP TIME : 1:26.014		BEST LAP TIME : 1:26.267		DIFFERENCE : 0.253			
LAP	SECTOR 1	SECTOR 2	LAP TIME	MPH	DIFF	TIME OF DAY	
1 -		30.819	1:33.592	76.12	7.325	15:04:48.788	
2 -	1:02.193	30.160	1:32.353	77.14	6.086	15:06:21.141	
3 -	55.854	30.759	1:26.613	82.25	0.346	15:07:47.754	
4 -	56.119	30.577	1:26.696	82.17	0.429	15:09:14.450	
5 -	56.032	30.268	1:26.300 (2)	82.55	0.033	15:10:40.750	
6 -	57.062	30.285	1:27.347	81.56	1.080	15:12:08.097	
7 -	55.966	30.301	1:26.267 (1)	82.58		15:13:34.364	
8 -	56.049	30.602	1:26.651	82.22	0.384	15:15:01.015	
9 -	55.860	30.593	1:26.453 (3)	82.41	0.186	15:16:27.468	

P24 24 S		Harley GODZISZ		Honda NC30 - Mum xx			
IDEAL LAP TIME : 1:26.674		BEST LAP TIME : 1:26.810		DIFFERENCE : 0.136			
LAP	SECTOR 1	SECTOR 2	LAP TIME	MPH	DIFF	TIME OF DAY	
1 -		30.226	1:35.680	74.46	8.870	15:04:50.876	
2 -	57.628	30.572	1:28.200	80.77	1.390	15:06:19.076	
3 -	57.674	30.574	1:28.248	80.73	1.438	15:07:47.324	
4 -	57.317	30.230	1:27.547	81.38	0.737	15:09:14.871	
5 -	56.837	30.454	1:27.291	81.61	0.481	15:10:42.162	
6 -	56.782	30.191	1:26.973 (2)	81.91	0.163	15:12:09.135	
7 -	56.918	29.892	1:26.810 (1)	82.07		15:13:35.945	
8 -	56.851	30.432	1:27.283 (3)	81.62	0.473	15:15:03.228	
9 -	57.105	30.373	1:27.478	81.44	0.668	15:16:30.706	

BMCRC - MRO Championships 2022 - Rnd 8 @ Donington Park National

EDlasia Formula 400 & Blue Haze GP

RACE 15 - SECTOR ANALYSIS



SECTOR 1 = FL to I1, SECTOR 2 = I1 to FL, DIFF = Difference To Personal Best Lap, P = Crossed Finish Line in Pit Lane, D = Time Disallowed

P25 34 S		Dave HARVIEK		Yamaha TZR 250 -		
IDEAL LAP TIME : 1:26.430		BEST LAP TIME : 1:26.980		DIFFERENCE : 0.550		
LAP	SECTOR 1	SECTOR 2	LAP TIME	MPH	DIFF	TIME OF DAY
1 -		30.814	1:35.286	74.77	8.306	15:04:50.482
2 -	57.051	31.123	1:28.174	80.80	1.194	15:06:18.656
3 -	57.451	31.200	1:28.651	80.36	1.671	15:07:47.307
4 -	57.637	30.672	1:28.309	80.67	1.329	15:09:15.616
5 -	56.476	30.787	1:27.263	81.64	0.283	15:10:42.879
6 -	56.452	30.539	1:26.991 (3)	81.90	0.011	15:12:09.870
7 -	56.808	30.541	1:27.349	81.56	0.369	15:13:37.219
8 -	56.252	30.730	1:26.982 (2)	81.90	0.002	15:15:04.201
9 -	56.802	30.178	1:26.980 (1)	81.91		15:16:31.181

P26 187 S/R		Scott DERMOTT		Honda CBR400 - TwoClicksOut Racing		
IDEAL LAP TIME : 1:29.465		BEST LAP TIME : 1:29.465		DIFFERENCE : 0.000		
LAP	SECTOR 1	SECTOR 2	LAP TIME	MPH	DIFF	TIME OF DAY
1 -		31.559	1:37.907	72.76	8.442	15:04:53.103
2 -	59.716	31.621	1:31.337	78.00	1.872	15:06:24.440
3 -	59.331	31.752	1:31.083	78.22	1.618	15:07:55.523
4 -	59.433	31.715	1:31.148	78.16	1.683	15:09:26.671
5 -	59.708	31.916	1:31.624	77.75	2.159	15:10:58.295
6 -	58.940	31.434	1:30.374	78.83	0.909	15:12:28.669
7 -	58.512	31.783	1:30.295 (3)	78.90	0.830	15:13:58.964
8 -	58.410	31.647	1:30.057 (2)	79.11	0.592	15:15:29.021
9 -	58.399	31.066	1:29.465 (1)	79.63		15:16:58.486

P27 73 S		Colvin TURNER		Yamaha TZR250 -		
IDEAL LAP TIME : 1:27.616		BEST LAP TIME : 1:27.616		DIFFERENCE : 0.000		
LAP	SECTOR 1	SECTOR 2	LAP TIME	MPH	DIFF	TIME OF DAY
1 -		30.737	1:36.440	73.87	8.824	15:04:51.636
2 -	57.528	30.088	1:27.616 (1)	81.31		15:06:19.252
3 -	58.062	31.048	1:29.110 (3)	79.95	1.494	15:07:48.362
4 -	58.067	30.998	1:29.065 (2)	79.99	1.449	15:09:17.427
5 -	58.469	31.205	1:29.674	79.45	2.058	15:10:47.101
6 -	59.670	32.716	1:32.386	77.11	4.770	15:12:19.487
7 -	1:00.404	33.285	1:33.689	76.04	6.073	15:13:53.176
8 -	1:01.233	34.461	1:35.694	74.45	8.078	15:15:28.870
9 -	1:01.159	32.999	1:34.158	75.66	6.542	15:17:03.028

P28 72 S/R		Tess BICKERSTAFF		Yamaha TZR250 -		
IDEAL LAP TIME : 1:37.039		BEST LAP TIME : 1:37.377		DIFFERENCE : 0.338		
LAP	SECTOR 1	SECTOR 2	LAP TIME	MPH	DIFF	TIME OF DAY
1 -		34.157	1:44.350	68.27	6.973	15:04:59.546
2 -	1:03.818	33.836	1:37.654 (3)	72.95	0.277	15:06:37.200
3 -	1:04.156	33.221	1:37.377 (1)	73.16		15:08:14.577
4 -	1:04.703	33.675	1:38.378	72.42	1.001	15:09:52.955
5 -	1:04.197	34.066	1:38.263	72.50	0.886	15:11:31.218
6 -	1:05.431	33.834	1:39.265	71.77	1.888	15:13:10.483
7 -	1:04.185	33.466	1:37.651 (2)	72.96	0.274	15:14:48.134
8 -	1:04.725	33.603	1:38.328	72.45	0.951	15:16:26.462

BMCRC - MRO Championships 2022 - Rnd 8 @ Donington Park National

EDlasia Formula 400 & Blue Haze GP

RACE 15 - BEST SECTORS

SECTOR 1			SECTOR 2			IDEAL / BEST COMPARISON						
POS	NO	NAME	TIME	NO	NAME	TIME	POS	NO	NAME	IDEAL	BEST	DIFF
									PERFECT LAP	1:16.529		
1	8	ATKINSON	49.703	30	MACKMAN	26.826	1	8	ATKINSON	1:16.541	1:16.735	0.194
2	30	MACKMAN	49.983	8	ATKINSON	26.838	2	30	MACKMAN	1:16.809	1:17.064	0.255
3	46	SWAIN	50.084	50	MORRISON	26.838	3	46	SWAIN	1:16.931	1:17.017	0.086
4	50	MORRISON	50.194	46	SWAIN	26.847	4	50	MORRISON	1:17.032	1:17.189	0.157
5	45	THOMPSON	50.614	45	THOMPSON	27.601	5	45	THOMPSON	1:18.215	1:18.430	0.215
6	3	BARRETT	51.648	25	SMITH	27.753	6	3	BARRETT	1:19.559	1:19.937	0.378
7	60	EDMONDSON	51.738	3	BARRETT	27.911	7	25	SMITH	1:19.618	1:19.646	0.028
8	25	SMITH	51.865	60	EDMONDSON	27.936	8	60	EDMONDSON	1:19.674	1:19.674	0.000
9	64	ELLIS	52.182	64	ELLIS	28.097	9	64	ELLIS	1:20.279	1:20.279	0.000
10	65	MOXON	52.491	65	MOXON	28.123	10	65	MOXON	1:20.614	1:20.759	0.145
11	222	EPPS	52.599	52	BAYLEY	28.301	11	222	EPPS	1:21.072	1:21.086	0.014
12	267	STEPHENSON	53.177	222	EPPS	28.473	12	267	STEPHENSON	1:21.785	1:21.905	0.120
13	151	SMITH	53.312	151	SMITH	28.552	13	151	SMITH	1:21.864	1:21.997	0.133
14	110	HAIGH	53.355	267	STEPHENSON	28.608	14	52	BAYLEY	1:21.941	1:22.246	0.305
15	1	SEATH	53.407	110	HAIGH	28.726	15	110	HAIGH	1:22.081	1:22.117	0.036
16	52	BAYLEY	53.640	1	SEATH	28.812	16	1	SEATH	1:22.219	1:22.378	0.159
17	88	PRINOS	53.990	6	KNIGHTS	29.475	17	88	PRINOS	1:23.529	1:23.541	0.012
18	6	KNIGHTS	54.358	15	DAWE	29.514	18	6	KNIGHTS	1:23.833	1:23.833	0.000
19	17	HIRST	54.972	88	PRINOS	29.539	19	17	HIRST	1:24.532	1:24.697	0.165
20	271	DORLING	55.299	17	HIRST	29.560	20	15	DAWE	1:25.127	1:25.487	0.360
21	15	DAWE	55.613	24	GODZISZ	29.892	21	271	DORLING	1:25.346	1:25.600	0.254
22	42	ATKINS	55.618	271	DORLING	30.047	22	42	ATKINS	1:25.698	1:25.877	0.179
23	95	MARSHALL	55.854	42	ATKINS	30.080	23	95	MARSHALL	1:26.014	1:26.267	0.253
24	34	HARVIEK	56.252	73	TURNER	30.088	24	34	HARVIEK	1:26.430	1:26.980	0.550
25	24	GODZISZ	56.782	95	MARSHALL	30.160	25	24	GODZISZ	1:26.674	1:26.810	0.136
26	73	TURNER	57.528	34	HARVIEK	30.178	26	73	TURNER	1:27.616	1:27.616	0.000
27	187	DERMOTT	58.399	187	DERMOTT	31.066	27	187	DERMOTT	1:29.465	1:29.465	0.000
28	72	BICKERSTAFF	1:03.818	72	BICKERSTAFF	33.221	28	72	BICKERSTAFF	1:37.039	1:37.377	0.338

BMCRC - MRO Championships 2022 - Rnd 8 @ Donington Park National

EDlasia Formula 400 & Blue Haze GP

RACE 15 - STATISTICS

Competitors Started	28
Planned Start	2022-09-04 @ 15:15:00.000
Actual Start	2022-09-04 @ 15:03:15.195
Finish Time	2022-09-04 @ 15:16:16.178
Track Length	1.9790mi.
Total Laps	270
Total Distance Covered	534.3481mi.

Session Fastest Lap History

NO	CL	NAME	LAP TIME	TIME OF DAY	LAP	VEHICLE
46	GP	Frank SWAIN	1:17.541	15:05:55.088	2	Honda RS250NX5
46	GP	Frank SWAIN	1:17.017	15:07:12.105	3	Honda RS250NX5
8	GP	Phil ATKINSON	1:16.895	15:07:17.566	3	Yamaha TZ350
8	GP	Phil ATKINSON	1:16.889	15:08:34.454	4	Yamaha TZ350
8	GP	Phil ATKINSON	1:16.769	15:12:25.932	7	Yamaha TZ350
8	GP	Phil ATKINSON	1:16.735	15:13:42.667	8	Yamaha TZ350

Session Leader History

NO	CL	NAME	FROM LAP	LAPS LED	DISTANCE	VEHICLE
50	GP	Sean MORRISON	1	1	1.94 miles	Honda RS 250
46	GP	Frank SWAIN	2	7	13.85 miles	Honda RS250NX5
30	GP	Ian MACKMAN	9	1	1.97 miles	Yamaha TZ250
46	GP	Frank SWAIN	10	1	1.97 miles	Honda RS250NX5

Flag History

TYPE	TIME OF DAY
GREEN	15:03:15.195
FINISH	15:16:16.178

Flag Statistics

TYPE	COUNT	TOTAL LAPS	TOTAL TIME
Green	1	10	14:29.585
Red	0	0	0.000
Safety Car	0	0	0.000
FCY	0	0	0.000

BMCRC - MRO Championships 2022 - Rnd 8 @ Donington Park National

EDlasia Formula 400 & Blue Haze GP

RACE 15 - STATISTICS

CLASS :

5 Starters

Fastest Lap History

NO	NAME	LAP TIME	TIME OF DAY	LAP	VEHICLE
45	Mark THOMPSON	1:18.496	15:05:57.439	2	Kawasaki ZXR400
45	Mark THOMPSON	1:18.430	15:07:15.869	3	Kawasaki ZXR400

Leader History

NO	NAME	FROM LAP	LAPS LED	DISTANCE	VEHICLE
45	Mark THOMPSON	1	10	19.75 miles	Kawasaki ZXR400

BMCRC - MRO Championships 2022 - Rnd 8 @ Donington Park National

EDlasia Formula 400 & Blue Haze GP

RACE 15 - STATISTICS

CLASS : R

4 Starters

Fastest Lap History

NO	NAME	LAP TIME	TIME OF DAY	LAP	VEHICLE
267	Jacob STEPHENSON	1:24.144	15:06:06.591	2	Yamaha R3
267	Jacob STEPHENSON	1:22.538	15:07:29.129	3	Yamaha R3
267	Jacob STEPHENSON	1:21.905	15:11:37.051	6	Yamaha R3

Leader History

NO	NAME	FROM LAP	LAPS LED	DISTANCE	VEHICLE
267	Jacob STEPHENSON	1	10	19.75 miles	Yamaha R3

BMCRC - MRO Championships 2022 - Rnd 8 @ Donington Park National

EDlasia Formula 400 & Blue Haze GP

RACE 15 - STATISTICS

CLASS : S

7 Starters

Fastest Lap History

NO	NAME	LAP TIME	TIME OF DAY	LAP	VEHICLE
222	Matthew EPPS	1:21.086	15:06:02.293	2	Kawasaki ZXR400

Leader History

NO	NAME	FROM LAP	LAPS LED	DISTANCE	VEHICLE
222	Matthew EPPS	1	10	19.75 miles	Kawasaki ZXR400

BMCRC - MRO Championships 2022 - Rnd 8 @ Donington Park National

EDlasia Formula 400 & Blue Haze GP

RACE 15 - STATISTICS

CLASS : S/R

3 Starters

Fastest Lap History

NO	NAME	LAP TIME	TIME OF DAY	LAP	VEHICLE
25	Haydon SMITH	1:21.586	15:06:01.900	2	Kawasaki ZXR400
25	Haydon SMITH	1:20.989	15:07:22.889	3	Kawasaki ZXR400
25	Haydon SMITH	1:20.806	15:08:43.695	4	Kawasaki ZXR400
25	Haydon SMITH	1:20.752	15:10:04.409	5	Kawasaki ZXR400
25	Haydon SMITH	1:19.737	15:12:45.596	7	Kawasaki ZXR400
25	Haydon SMITH	1:19.646	15:16:46.155	10	Kawasaki ZXR400

Leader History

NO	NAME	FROM LAP	LAPS LED	DISTANCE	VEHICLE
25	Haydon SMITH	1	10	19.75 miles	Kawasaki ZXR400

BMCRC - MRO Championships 2022 - Rnd 8 @ Donington Park National

EDlasia Formula 400 & Blue Haze GP

RACE 15 - STATISTICS

CLASS : GP

9 Starters

Fastest Lap History

NO	NAME	LAP TIME	TIME OF DAY	LAP	VEHICLE
46	Frank SWAIN	1:17.541	15:05:55.088	2	Honda RS250NX5
46	Frank SWAIN	1:17.017	15:07:12.105	3	Honda RS250NX5
8	Phil ATKINSON	1:16.895	15:07:17.566	3	Yamaha TZ350
8	Phil ATKINSON	1:16.889	15:08:34.454	4	Yamaha TZ350
8	Phil ATKINSON	1:16.769	15:12:25.932	7	Yamaha TZ350
8	Phil ATKINSON	1:16.735	15:13:42.667	8	Yamaha TZ350

Leader History

NO	NAME	FROM LAP	LAPS LED	DISTANCE	VEHICLE
50	Sean MORRISON	1	1	1.94 miles	Honda RS 250
46	Frank SWAIN	2	7	13.85 miles	Honda RS250NX5
30	Ian MACKMAN	9	1	1.97 miles	Yamaha TZ250
46	Frank SWAIN	10	1	1.97 miles	Honda RS250NX5



DART MOTORSPORT

MRO 600/GP2

inc CLUBMAN 600



BMCRC-MRO Championships - Round 8
Donington Park National
3rd / 4th September 2022



Timing & Results Provided by Timing Solutions Ltd

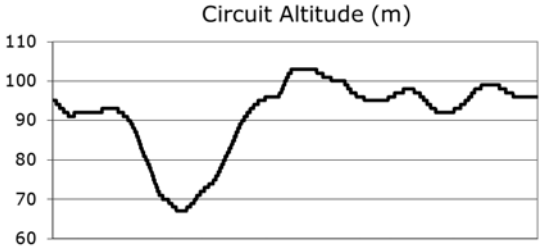
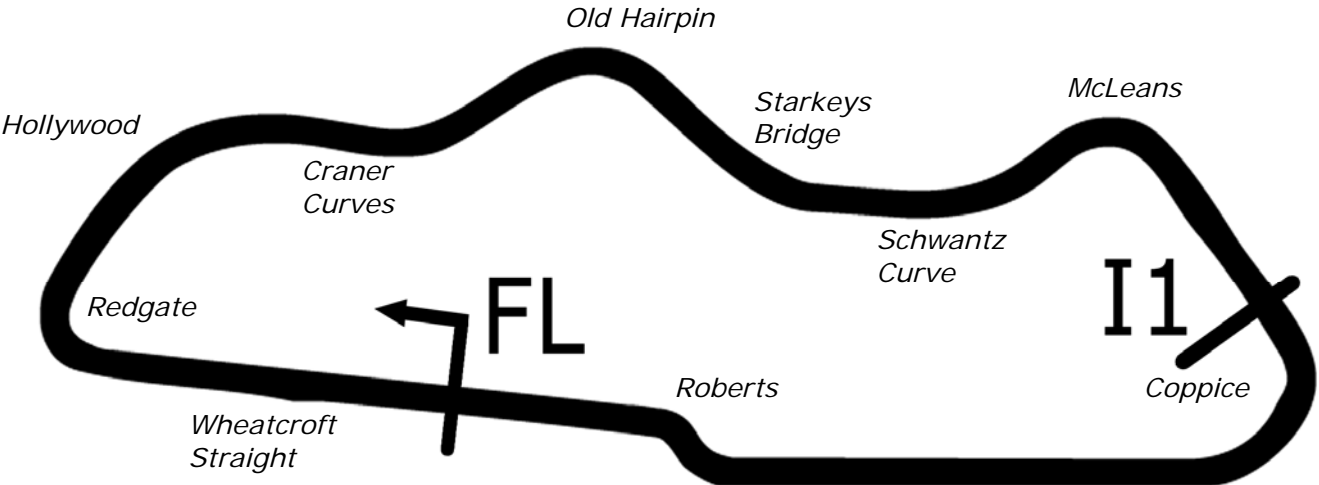
www.tsl-timing.com

Donington Park National



SPORTS TIMING

TIMING SOLUTIONS LTD



Length	1.9790 miles	3185.0 m	
FL		52.82971 N	1.37867 W
I1	2096m	52.82978 N	1.36508 W
Pit Entry	3100m	52.82951 N	1.37832 W
Pit Exit	229m after FL	52.82996 N	1.38205 W
Pit Entry–Pit Exit 256m, 18.4s @50kph, 15.3s @60kph			

All results available at www.tsl-timing.com

BMCRC - MRO Championships 2022 - Rnd 8 @ Donington Park National



DART Motorsport MRO 600/GP2 inc Clubman 600

QUALIFYING - CLASSIFICATION

POS	NO	CL	PIC NAME	ENTRY	TIME	ON	LAPS	GAP	DIFF	MPH
1	93		1 Mikey HARDIE	Kawasaki ZX6R - 113 Events / Affinity academy	1:12.036	9	10			98.90
2	82		2 James BULL	Kawasaki ZX6R 636 - team bull racing	1:12.727	8	9	0.691	0.691	97.96
3	22		3 Corey TINKER	Yamaha R6 - Aquatix-2U	1:12.840	8	10	0.804	0.113	97.81
4	15	C	1 Harrison CROSBY	Yamaha YZF - Mum & Dad	1:13.128	9	10	1.092	0.288	97.42
5	661	GP2	1 Cameron HARRIS	Triumph 675R - Harris / Tony Scott Motorsport	1:13.140	4	9	1.104	0.012	97.41
6	212	C	2 Matt PALLETT	Yamaha R6 - BDA Chartered Architects	1:13.196	9	10	1.160	0.056	97.33
7	37		4 Alex LATHAM	Triumph DAYTONA - BR-8 / McCrash Racing	1:13.805	3	10	1.769	0.609	96.53
8	961		5 Jack SIM	Kawasaki ZX6 R - Vanguard Motorsport, Platform Lift E	1:13.893	8	8	1.857	0.088	96.41
9	5		6 John REYNOLDS	Yamaha R6 - Fins Motorcycles	1:14.126	4	8	2.090	0.233	96.11
10	169		7 Gareth CUNNINGHAM	Yamaha R6 - Burnham cars ltd	1:14.127	10	10	2.091	0.001	96.11
11	33	C	3 Aaren CARPENTER	Kawasaki ZX6R - Slugcrow Racing	1:14.647	6	7	2.611	0.520	95.44
12	511*	C	4 Ross CLARKE	Kawasaki ZX600RR - Ross clarke Farriery	1:14.703	10	10	2.667	0.056	95.37
13	779*	C	5 Terry BRIAN	Yamaha R6 - Two Techs Renault Specialist	1:14.837	9	10	2.801	0.134	95.20
14	87		8 Keith POVAH	Yamaha R6 - Huge thank you to Bobbi & Jon Saunders	1:14.849	5	6	2.813	0.012	95.18
15	17		9 Toby SHANN	Triumph 675 -	1:15.021	9	9	2.985	0.172	94.96
16	151		10 Chloe JONES	Yamaha R6 - RICH ENERGY OMG RACING	1:15.185	10	10	3.149	0.164	94.76
17	78	GP2	2 Mark EVANS	Harris MOTO 2 - PHG contracting	1:15.805	7	9	3.769	0.620	93.98
18	168	C	6 Aaron DALRYMPLE	Yamaha R6 - Team Blumpkin Racing	1:15.833	10	10	3.797	0.028	93.95
19	79	C	7 Thomas GARNER	Yamaha R6 -	1:16.120	8	10	4.084	0.287	93.59
20	45	C	8 Jake MARSH	Kawasaki ZX6R - Zipped Up Racing	1:16.804	9	9	4.768	0.684	92.76
21	84	C	9 Sam LAIDLOW	Yamaha R6 - LFR	1:16.813	8	10	4.777	0.009	92.75
22	211	C	10 Taylor SHIPTON	Yamaha YZF R6 - Unrestricted Isle	1:16.822	9	9	4.786	0.009	92.74
23	42*		11 Christopher JOHNSON	Yamaha R6 - Team Evergreen	1:17.232	7	7	5.196	0.410	92.24
24	62	C	11 Oliver NUNN	Yamaha R6 - Intertechnic UK & STVL	1:17.244	6	7	5.208	0.012	92.23
25	73	C	12 Jamie THOMAS	Yamaha R6 - Team RubyRacing	1:17.965	8	9	5.929	0.721	91.38
26	686	C	13 Liam SPILLER	Yamaha R6 - LD Renovate Ltd	1:18.429	8	8	6.393	0.464	90.84
27	18	C	14 Blake KELLY	Yamaha R6 - Unrestricted Isle	1:19.356	8	9	7.320	0.927	89.78
28	179	C	15 Nick BARNES	Yamaha R6 - Park Electric	1:19.975	2	3	7.939	0.619	89.08
29	4	C	16 Tom SPALDING	Triumph 675R - Specialised Electrical Services Ltd	1:23.283	9	9	11.247	3.308	85.54

* Bikes 42, 511 & 779 - Please fit a working transponder

Weather / Track : Bright / Dry

These results are provisional until the conclusion of any judicial and technical matters.

Donington Park National: 1.9790 miles
Date: 03/09/2022 Start: 09:44 Finish: 09:57

Clerk Of Course :	Stewards :	Timekeeper : <i>Craig Smith</i>
-------------------	------------	------------------------------------

Results can be found at www.tsl-timing.com

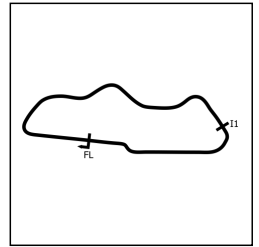
Printed - 10:00 Saturday, 03 September 2022



BMCRC - MRO Championships 2022 - Rnd 8 @ Donington Park National

DART Motorsport MRO 600/GP2 inc Clubman 600

QUALIFYING - SECTOR ANALYSIS



SECTOR 1 = FL to I1, SECTOR 2 = I1 to FL, DIFF = Difference To Personal Best Lap, P = Crossed Finish Line in Pit Lane, D = Time Disallowed

P1 93		Mikey HARDIE		Kawasaki ZX6R - 113 Events / Affinity academy			
IDEAL LAP TIME : 1:11.952		BEST LAP TIME : 1:12.036		DIFFERENCE : 0.084			
LAP	SECTOR 1	SECTOR 2	LAP TIME	MPH	DIFF	TIME OF DAY	
1 -	54.125	26.673	1:20.798	88.17	8.762	09:46:49.254	
2 -	49.876	26.019	1:15.895	93.87	3.859	09:48:05.149	
3 -	49.100	25.488	1:14.588	95.51	2.552	09:49:19.737	
4 -	48.452	25.915	1:14.367	95.80	2.331	09:50:34.104	
5 -	48.447	25.390	1:13.837	96.49	1.801	09:51:47.941	
6 -	47.201	25.217	1:12.418	98.38	0.382	09:53:00.359	
7 -	47.137	25.071	1:12.208 (2)	98.66	0.172	09:54:12.567	
8 -	48.521	25.178	1:13.699	96.67	1.663	09:55:26.266	
9 -	46.907	25.129	1:12.036 (1)	98.90		09:56:38.302	
10 -	47.372	25.045	1:12.417 (3)	98.38	0.381	09:57:50.719	

P2 82		James BULL		Kawasaki ZX6R 636 - team bull racing			
IDEAL LAP TIME : 1:12.451		BEST LAP TIME : 1:12.727		DIFFERENCE : 0.276			
LAP	SECTOR 1	SECTOR 2	LAP TIME	MPH	DIFF	TIME OF DAY	
1 -	51.030	26.539	1:17.569	91.84	4.842	09:46:43.387	
2 -	47.742	25.838	1:13.580	96.82	0.853	09:47:56.967	
3 -	47.524	25.701	1:13.225	97.29	0.498	09:49:10.192	
4 -	47.525	25.819	1:13.344	97.14	0.617	09:50:23.536	
5 -	48.053	25.741	1:13.794	96.54	1.067	09:51:37.330	
6 -	47.206	25.702	1:12.908 (3)	97.72	0.181	09:52:50.238	
7 -	47.148	25.751	1:12.899 (2)	97.73	0.172	09:54:03.137	
8 -	46.750	25.977	1:12.727 (1)	97.96		09:55:15.864	
9 -	49.080	IN PIT	1:21.652 P	87.25	8.925	09:56:37.516	

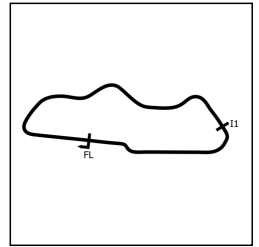
P3 22		Corey TINKER		Yamaha R6 - Aquatix-2U			
IDEAL LAP TIME : 1:12.840		BEST LAP TIME : 1:12.840		DIFFERENCE : 0.000			
LAP	SECTOR 1	SECTOR 2	LAP TIME	MPH	DIFF	TIME OF DAY	
1 -	50.553	26.637	1:17.190	92.30	4.350	09:46:39.858	
2 -	49.089	26.323	1:15.412	94.47	2.572	09:47:55.270	
3 -	48.342	26.046	1:14.388	95.77	1.548	09:49:09.658	
4 -	47.875	25.707	1:13.582 (3)	96.82	0.742	09:50:23.240	
5 -	48.701	25.847	1:14.548	95.57	1.708	09:51:37.788	
6 -	48.657	25.631	1:14.288	95.90	1.448	09:52:52.076	
7 -	47.645	25.697	1:13.342 (2)	97.14	0.502	09:54:05.418	
8 -	47.289	25.551	1:12.840 (1)	97.81		09:55:18.258	
9 -	48.969	27.239	1:16.208	93.48	3.368	09:56:34.466	
10 -	48.399	25.829	1:14.228	95.98	1.388	09:57:48.694	

P4 15 C		Harrison CROSBY		Yamaha YZF - Mum & Dad			
IDEAL LAP TIME : 1:13.010		BEST LAP TIME : 1:13.128		DIFFERENCE : 0.118			
LAP	SECTOR 1	SECTOR 2	LAP TIME	MPH	DIFF	TIME OF DAY	
1 -	52.577	27.466	1:20.043	89.01	6.915	09:46:44.895	
2 -	49.473	26.310	1:15.783	94.01	2.655	09:48:00.678	
3 -	49.052	25.789	1:14.841	95.19	1.713	09:49:15.519	
4 -	48.187	25.528	1:13.715	96.65	0.587	09:50:29.234	
5 -	47.892	25.349	1:13.241 (3)	97.27	0.113	09:51:42.475	
6 -	47.696	25.447	1:13.143 (2)	97.40	0.015	09:52:55.618	
7 -	47.829	26.270	1:14.099	96.15	0.971	09:54:09.717	
8 -	47.840	25.469	1:13.309	97.18	0.181	09:55:23.026	
9 -	47.661	25.467	1:13.128 (1)	97.42		09:56:36.154	
10 -	48.622	25.523	1:14.145	96.09	1.017	09:57:50.299	

BMCRC - MRO Championships 2022 - Rnd 8 @ Donington Park National

DART Motorsport MRO 600/GP2 inc Clubman 600

QUALIFYING - SECTOR ANALYSIS



SECTOR 1 = FL to I1, SECTOR 2 = I1 to FL, DIFF = Difference To Personal Best Lap, P = Crossed Finish Line in Pit Lane, D = Time Disallowed

P5 661 GP2 Cameron HARRIS		Triumph 675R - Harris / Tony Scott Motorsport				
IDEAL LAP TIME : 1:13.140		BEST LAP TIME : 1:13.140		DIFFERENCE : 0.000		
LAP	SECTOR 1	SECTOR 2	LAP TIME	MPH	DIFF	TIME OF DAY
1 -	52.742	26.534	1:19.276	89.87	6.136	09:46:44.920
2 -	49.210	26.397	1:15.607	94.23	2.467	09:48:00.527
3 -	48.346	25.669	1:14.015	96.25	0.875	09:49:14.542
4 -	47.663	25.477	1:13.140 (1)	97.41		09:50:27.682
5 -	48.048	25.582	1:13.630 (2)	96.76	0.490	09:51:41.312
6 -	47.834	25.923	1:13.757 (3)	96.59	0.617	09:52:55.069
7 -	49.229	25.822	1:15.051	94.93	1.911	09:54:10.120
8 -	48.143	25.916	1:14.059	96.20	0.919	09:55:24.179
9 -	49.289	IN PIT	1:18.844 P	90.36	5.704	09:56:43.023

P6 212 C Matt PALLETT		Yamaha R6 - BDA Chartered Architects				
IDEAL LAP TIME : 1:12.974		BEST LAP TIME : 1:13.196		DIFFERENCE : 0.222		
LAP	SECTOR 1	SECTOR 2	LAP TIME	MPH	DIFF	TIME OF DAY
1 -	52.848	27.666	1:20.514	88.48	7.318	09:46:44.225
2 -	49.706	28.165	1:17.871	91.49	4.675	09:48:02.096
3 -	1:07.380	34.413	1:41.793	69.99	28.597	09:49:43.889
4 -	48.463	26.030	1:14.493	95.64	1.297	09:50:58.382
5 -	48.406	25.563	1:13.969	96.31	0.773	09:52:12.351
6 -	47.769	25.810	1:13.579 (3)	96.82	0.383	09:53:25.930
7 -	47.941	25.455	1:13.396 (2)	97.07	0.200	09:54:39.326
8 -	49.506	25.871	1:15.377	94.52	2.181	09:55:54.703
9 -	47.519	25.677	1:13.196 (1)	97.33		09:57:07.899
10 -	48.077	25.628	1:13.705	96.66	0.509	09:58:21.604

P7 37 Alex LATHAM		Triumph DAYTONA - BR-8 / McCrash Racing				
IDEAL LAP TIME : 1:13.547		BEST LAP TIME : 1:13.805		DIFFERENCE : 0.258		
LAP	SECTOR 1	SECTOR 2	LAP TIME	MPH	DIFF	TIME OF DAY
1 -	52.427	27.199	1:19.626	89.47	5.821	09:46:43.102
2 -	48.270	25.785	1:14.055 (2)	96.20	0.250	09:47:57.157
3 -	47.999	25.806	1:13.805 (1)	96.53		09:49:10.962
4 -	48.255	25.975	1:14.230 (3)	95.98	0.425	09:50:25.192
5 -	49.029	25.679	1:14.708	95.36	0.903	09:51:39.900
6 -	48.539	26.081	1:14.620	95.47	0.815	09:52:54.520
7 -	47.868	27.229	1:15.097	94.87	1.292	09:54:09.617
8 -	54.730	IN PIT	1:28.071 P	80.89	14.266	09:55:37.688
9 -	OUTLAP	26.132	1:41.406	70.25	27.601	09:57:19.094
10 -	48.833	27.394	1:16.227	93.46	2.422	09:58:35.321

P8 961 Jack SIM		Kawasaki ZX6 R - Vanguard Motorsport, Platform Lift Engineers				
IDEAL LAP TIME : 1:13.839		BEST LAP TIME : 1:13.893		DIFFERENCE : 0.054		
LAP	SECTOR 1	SECTOR 2	LAP TIME	MPH	DIFF	TIME OF DAY
1 -	OUTLAP	29.198	1:44.166	68.39	30.273	09:49:24.069
2 -	52.656	28.058	1:20.714	88.27	6.821	09:50:44.783
3 -	52.226	27.137	1:19.363	89.77	5.470	09:52:04.146
4 -	49.479	26.561	1:16.040	93.69	2.147	09:53:20.186
5 -	48.838	26.261	1:15.099	94.86	1.206	09:54:35.285
6 -	48.590	25.916	1:14.506 (3)	95.62	0.613	09:55:49.791
7 -	48.051	25.990	1:14.041 (2)	96.22	0.148	09:57:03.832
8 -	48.105	25.788	1:13.893 (1)	96.41		09:58:17.725

BMCRC - MRO Championships 2022 - Rnd 8 @ Donington Park National

DART Motorsport MRO 600/GP2 inc Clubman 600

QUALIFYING - SECTOR ANALYSIS



SECTOR 1 = FL to I1, SECTOR 2 = I1 to FL, DIFF = Difference To Personal Best Lap, P = Crossed Finish Line in Pit Lane, D = Time Disallowed

P9 5		John REYNOLDS		Yamaha R6 - Fins Motorcycles		
IDEAL LAP TIME : 1:13.936		BEST LAP TIME : 1:14.126		DIFFERENCE : 0.190		
LAP	SECTOR 1	SECTOR 2	LAP TIME	MPH	DIFF	TIME OF DAY
1 -	51.758	27.294	1:19.052	90.12	4.926	09:46:40.196
2 -	49.602	26.396	1:15.998	93.74	1.872	09:47:56.194
3 -	48.683	25.783	1:14.466 (3)	95.67	0.340	09:49:10.660
4 -	48.153	25.973	1:14.126 (1)	96.11		09:50:24.786
5 -	49.087	25.809	1:14.896	95.12	0.770	09:51:39.682
6 -	48.935	25.958	1:14.893	95.13	0.767	09:52:54.575
7 -	48.418	26.433	1:14.851	95.18	0.725	09:54:09.426
8 -	48.573	25.827	1:14.400 (2)	95.76	0.274	09:55:23.826

P10 169		Gareth CUNNINGHAM		Yamaha R6 - Burnham cars ltd		
IDEAL LAP TIME : 1:14.089		BEST LAP TIME : 1:14.127		DIFFERENCE : 0.038		
LAP	SECTOR 1	SECTOR 2	LAP TIME	MPH	DIFF	TIME OF DAY
1 -	52.665	27.829	1:20.494	88.51	6.367	09:46:44.836
2 -	49.929	27.045	1:16.974	92.55	2.847	09:48:01.810
3 -	50.788	26.223	1:17.011	92.51	2.884	09:49:18.821
4 -	49.384	26.415	1:15.799	93.99	1.672	09:50:34.620
5 -	49.486	30.746	1:20.232	88.80	6.105	09:51:54.852
6 -	48.578	25.896	1:14.474	95.66	0.347	09:53:09.326
7 -	48.193	26.149	1:14.342 (2)	95.83	0.215	09:54:23.668
8 -	48.193	26.176	1:14.369 (3)	95.80	0.242	09:55:38.037
9 -	49.127	26.023	1:15.150	94.80	1.023	09:56:53.187
10 -	48.200	25.927	1:14.127 (1)	96.11		09:58:07.314

P11 33 C		Aaren CARPENTER		Kawasaki ZX6R - Slugcrow Racing		
IDEAL LAP TIME : 1:14.647		BEST LAP TIME : 1:14.647		DIFFERENCE : 0.000		
LAP	SECTOR 1	SECTOR 2	LAP TIME	MPH	DIFF	TIME OF DAY
1 -	53.966	26.945	1:20.911	88.05	6.264	09:46:46.086
2 -	49.753	26.367	1:16.120	93.59	1.473	09:48:02.206
3 -	50.529	26.269	1:16.798	92.77	2.151	09:49:19.004
4 -	49.546	26.270	1:15.816 (3)	93.97	1.169	09:50:34.820
5 -	49.458	26.117	1:15.575 (2)	94.27	0.928	09:51:50.395
6 -	48.669	25.978	1:14.647 (1)	95.44		09:53:05.042
7 -	52.180	IN PIT	1:24.226 P	84.58	9.579	09:54:29.268

P12 511 C		Ross CLARKE		Kawasaki ZX600RR - Ross clarke Farriery		
IDEAL LAP TIME : 1:14.703		BEST LAP TIME : 1:14.703		DIFFERENCE : 0.000		
LAP	SECTOR 1	SECTOR 2	LAP TIME	MPH	DIFF	TIME OF DAY
1 -	57.291	28.607	1:25.898	82.94	11.195	09:46:54.725
2 -	53.634	26.858	1:20.492	88.51	5.789	09:48:15.217
3 -			1:17.573	91.84	2.870	09:49:32.790
4 -			1:16.916	92.62	2.213	09:50:49.706
5 -			1:16.513	93.11	1.810	09:52:06.220
6 -			1:15.040 (2)	94.94	0.337	09:53:21.260
7 -			1:17.374	92.08	2.671	09:54:38.634
8 -			1:16.869	92.68	2.166	09:55:55.504
9 -			1:15.248 (3)	94.68	0.545	09:57:10.752
10 -	48.665	26.038	1:14.703 (1)	95.37		09:58:25.455

BMCRC - MRO Championships 2022 - Rnd 8 @ Donington Park National

DART Motorsport MRO 600/GP2 inc Clubman 600

QUALIFYING - SECTOR ANALYSIS



SECTOR 1 = FL to I1, SECTOR 2 = I1 to FL, DIFF = Difference To Personal Best Lap, P = Crossed Finish Line in Pit Lane, D = Time Disallowed

P13 779 C Terry BRIAN		Yamaha R6 - Two Techs Renault Specialist				
IDEAL LAP TIME :		BEST LAP TIME : 1:14.837		DIFFERENCE :		
LAP	SECTOR 1	SECTOR 2	LAP TIME	MPH	DIFF	TIME OF DAY
1 -			1:25.255	83.56	10.418	09:46:55.737
2 -			1:19.025	90.15	4.188	09:48:14.762
3 -			1:16.781	92.79	1.944	09:49:31.543
4 -			1:16.372	93.28	1.535	09:50:47.915
5 -			1:17.649	91.75	2.812	09:52:05.564
6 -			1:15.495 (3)	94.37	0.658	09:53:21.059
7 -			1:18.083	91.24	3.246	09:54:39.142
8 -			1:16.536	93.08	1.699	09:55:55.678
9 -			1:14.837 (1)	95.20		09:57:10.515
10 -			1:15.145 (2)	94.81	0.308	09:58:25.660

P14 87 Keith POVAH		Yamaha R6 - Huge thank you to Bobbi & Jon Saunders xx				
IDEAL LAP TIME : 1:14.793		BEST LAP TIME : 1:14.849		DIFFERENCE : 0.056		
LAP	SECTOR 1	SECTOR 2	LAP TIME	MPH	DIFF	TIME OF DAY
1 -	52.921	27.242	1:20.163	88.87	5.314	09:46:45.356
2 -	49.813	26.490	1:16.303 (3)	93.37	1.454	09:48:01.659
3 -	49.407	26.687	1:16.094 (2)	93.62	1.245	09:49:17.753
4 -	49.827	26.624	1:16.451	93.19	1.602	09:50:34.204
5 -	48.779	26.070	1:14.849 (1)	95.18		09:51:49.053
6 -	48.723	IN PIT	1:17.653 P	91.74	2.804	09:53:06.706

P15 17 Toby SHANN		Triumph 675 -				
IDEAL LAP TIME : 1:15.021		BEST LAP TIME : 1:15.021		DIFFERENCE : 0.000		
LAP	SECTOR 1	SECTOR 2	LAP TIME	MPH	DIFF	TIME OF DAY
1 -	OUTLAP	27.949	1:45.948	67.24	30.927	09:48:26.451
2 -	51.021	27.776	1:18.797	90.41	3.776	09:49:45.248
3 -	49.767	26.473	1:16.240	93.45	1.219	09:51:01.488
4 -	49.413	26.392	1:15.805	93.98	0.784	09:52:17.293
5 -	50.349	26.274	1:16.623	92.98	1.602	09:53:33.916
6 -	49.572	26.487	1:16.059	93.67	1.038	09:54:49.975
7 -	49.480	26.202	1:15.682 (3)	94.13	0.661	09:56:05.657
8 -	49.200	26.261	1:15.461 (2)	94.41	0.440	09:57:21.118
9 -	49.099	25.922	1:15.021 (1)	94.96		09:58:36.139

P16 151 Chloe JONES		Yamaha R6 - RICH ENERGY OMG RACING				
IDEAL LAP TIME : 1:15.006		BEST LAP TIME : 1:15.185		DIFFERENCE : 0.179		
LAP	SECTOR 1	SECTOR 2	LAP TIME	MPH	DIFF	TIME OF DAY
1 -	53.218	27.187	1:20.405	88.60	5.220	09:46:43.618
2 -	50.115	26.598	1:16.713	92.87	1.528	09:48:00.331
3 -	50.381	26.559	1:16.940	92.59	1.755	09:49:17.271
4 -	50.714	26.291	1:17.005	92.52	1.820	09:50:34.276
5 -	49.431	26.204	1:15.635 (2)	94.19	0.450	09:51:49.911
6 -	49.448	26.218	1:15.666 (3)	94.15	0.481	09:53:05.577
7 -	49.479	26.540	1:16.019	93.72	0.834	09:54:21.596
8 -	49.312	26.832	1:16.144	93.56	0.959	09:55:37.740
9 -	49.858	26.306	1:16.164	93.54	0.979	09:56:53.904
10 -	48.802	26.383	1:15.185 (1)	94.76		09:58:09.089

BMCRC - MRO Championships 2022 - Rnd 8 @ Donington Park National

DART Motorsport MRO 600/GP2 inc Clubman 600

QUALIFYING - SECTOR ANALYSIS



SECTOR 1 = FL to I1, SECTOR 2 = I1 to FL, DIFF = Difference To Personal Best Lap, P = Crossed Finish Line in Pit Lane, D = Time Disallowed

P17 78 GP2		Mark EVANS		Harris MOTO 2 - PHG contracting			
IDEAL LAP TIME : 1:15.805		BEST LAP TIME : 1:15.805		DIFFERENCE : 0.000			
LAP	SECTOR 1	SECTOR 2	LAP TIME	MPH	DIFF	TIME OF DAY	
1 -	1:00.125	29.062	1:29.187	79.88	13.382	09:47:02.468	
2 -	54.326	27.538	1:21.864	87.03	6.059	09:48:24.332	
3 -	52.245	27.868	1:20.113	88.93	4.308	09:49:44.445	
4 -	50.233	27.010	1:17.243	92.23	1.438	09:51:01.688	
5 -	49.745	26.486	1:16.231 (3)	93.46	0.426	09:52:17.919	
6 -	50.072	26.448	1:16.520	93.10	0.715	09:53:34.439	
7 -	49.475	26.330	1:15.805 (1)	93.98		09:54:50.244	
8 -	49.634	26.437	1:16.071 (2)	93.65	0.266	09:56:06.315	
9 -	50.516	26.736	1:17.252	92.22	1.447	09:57:23.567	

P18 168 C		Aaron DALRYMPLE		Yamaha R6 - Team Blumpkin Racing			
IDEAL LAP TIME : 1:15.766		BEST LAP TIME : 1:15.833		DIFFERENCE : 0.067			
LAP	SECTOR 1	SECTOR 2	LAP TIME	MPH	DIFF	TIME OF DAY	
1 -	55.979	28.255	1:24.234	84.58	8.401	09:46:52.526	
2 -	50.806	27.679	1:18.485	90.77	2.652	09:48:11.011	
3 -	50.605	26.873	1:17.478	91.95	1.645	09:49:28.489	
4 -	49.859	26.899	1:16.758	92.81	0.925	09:50:45.247	
5 -	52.431	26.756	1:19.187	89.97	3.354	09:52:04.434	
6 -	49.480	26.746	1:16.226 (2)	93.46	0.393	09:53:20.660	
7 -	50.062	27.955	1:18.017	91.32	2.184	09:54:38.677	
8 -	49.738	26.643	1:16.381 (3)	93.27	0.548	09:55:55.058	
9 -	50.164	26.505	1:16.669	92.92	0.836	09:57:11.727	
10 -	49.261	26.572	1:15.833 (1)	93.95		09:58:27.560	

P19 79 C		Thomas GARNER		Yamaha R6 -			
IDEAL LAP TIME : 1:16.074		BEST LAP TIME : 1:16.120		DIFFERENCE : 0.046			
LAP	SECTOR 1	SECTOR 2	LAP TIME	MPH	DIFF	TIME OF DAY	
1 -	54.141	28.238	1:22.379	86.48	6.259	09:46:48.555	
2 -	50.708	27.428	1:18.136	91.18	2.016	09:48:06.691	
3 -	49.996	27.562	1:17.558	91.86	1.438	09:49:24.249	
4 -	52.751	27.494	1:20.245	88.78	4.125	09:50:44.494	
5 -	50.342	26.907	1:17.249	92.22	1.129	09:52:01.743	
6 -	49.610	26.733	1:16.343 (3)	93.32	0.223	09:53:18.086	
7 -	49.381	26.764	1:16.145 (2)	93.56	0.025	09:54:34.231	
8 -	49.427	26.693	1:16.120 (1)	93.59		09:55:50.351	
9 -	49.515	27.159	1:16.674	92.92	0.554	09:57:07.025	
10 -	59.390	27.647	1:27.037	81.85	10.917	09:58:34.062	

P20 45 C		Jake MARSH		Kawasaki ZX6R - Zipped Up Racing			
IDEAL LAP TIME : 1:16.804		BEST LAP TIME : 1:16.804		DIFFERENCE : 0.000			
LAP	SECTOR 1	SECTOR 2	LAP TIME	MPH	DIFF	TIME OF DAY	
1 -	OUTLAP	28.357	1:36.061	74.16	19.257	09:47:40.062	
2 -	51.966	27.647	1:19.613	89.49	2.809	09:48:59.675	
3 -	50.953	27.327	1:18.280	91.01	1.476	09:50:17.955	
4 -	51.787	27.292	1:19.079	90.09	2.275	09:51:37.034	
5 -	50.165	27.016	1:17.181 (2)	92.31	0.377	09:52:54.215	
6 -	50.681	27.076	1:17.757 (3)	91.62	0.953	09:54:11.972	
7 -	51.270	27.639	1:18.909	90.28	2.105	09:55:30.881	
8 -	50.797	27.287	1:18.084	91.24	1.280	09:56:48.965	
9 -	50.045	26.759	1:16.804 (1)	92.76		09:58:05.769	

BMCRC - MRO Championships 2022 - Rnd 8 @ Donington Park National

DART Motorsport MRO 600/GP2 inc Clubman 600

QUALIFYING - SECTOR ANALYSIS



SECTOR 1 = FL to I1, SECTOR 2 = I1 to FL, DIFF = Difference To Personal Best Lap, P = Crossed Finish Line in Pit Lane, D = Time Disallowed

P21 84 C		Sam LAIDLLOW		Yamaha R6 - LFR			
IDEAL LAP TIME : 1:16.813		BEST LAP TIME : 1:16.813		DIFFERENCE : 0.000			
LAP	SECTOR 1	SECTOR 2	LAP TIME	MPH	DIFF	TIME OF DAY	
1 -	56.863	28.263	1:25.126	83.69	8.313	09:46:52.060	
2 -	52.503	27.506	1:20.009	89.04	3.196	09:48:12.069	
3 -	52.258	27.216	1:19.474	89.64	2.661	09:49:31.543	
4 -	51.063	27.000	1:18.063	91.26	1.250	09:50:49.606	
5 -	52.059	26.899	1:18.958	90.23	2.145	09:52:08.564	
6 -	50.540	26.724	1:17.264 (2)	92.21	0.451	09:53:25.828	
7 -	50.862	26.767	1:17.629	91.77	0.816	09:54:43.457	
8 -	50.269	26.544	1:16.813 (1)	92.75		09:56:00.270	
9 -	50.453	26.845	1:17.298 (3)	92.17	0.485	09:57:17.568	
10 -	50.558	27.182	1:17.740	91.64	0.927	09:58:35.308	

P22 211 C		Taylor SHIPTON		Yamaha YZF R6 - Unrestricted Isle			
IDEAL LAP TIME : 1:16.822		BEST LAP TIME : 1:16.822		DIFFERENCE : 0.000			
LAP	SECTOR 1	SECTOR 2	LAP TIME	MPH	DIFF	TIME OF DAY	
1 -	59.251	30.875	1:30.126	79.05	13.304	09:47:02.169	
2 -	55.550	29.665	1:25.215	83.60	8.393	09:48:27.384	
3 -	55.551	28.717	1:24.268	84.54	7.446	09:49:51.652	
4 -	54.361	28.844	1:23.205	85.62	6.383	09:51:14.857	
5 -	52.855	27.855	1:20.710	88.27	3.888	09:52:35.567	
6 -	51.580	27.466	1:19.046	90.13	2.224	09:53:54.613	
7 -	50.656	27.417	1:18.073 (3)	91.25	1.251	09:55:12.686	
8 -	50.588	26.862	1:17.450 (2)	91.99	0.628	09:56:30.136	
9 -	50.301	26.521	1:16.822 (1)	92.74		09:57:46.958	

P23 42		Christopher JOHNSON		Yamaha R6 - Team Evergreen			
IDEAL LAP TIME :		BEST LAP TIME : 1:17.232		DIFFERENCE :			
LAP	SECTOR 1	SECTOR 2	LAP TIME	MPH	DIFF	TIME OF DAY	
1 -			1:21.664	87.24	4.432	09:49:45.018	
2 -			1:20.282	88.74	3.050	09:51:05.300	
3 -			1:18.660	90.57	1.428	09:52:23.960	
4 -			1:21.082	87.86	3.850	09:53:45.042	
5 -			1:18.431 (3)	90.83	1.199	09:55:03.473	
6 -			1:17.629 (2)	91.77	0.397	09:56:21.102	
7 -			1:17.232 (1)	92.24		09:57:38.334	

P24 62 C		Oliver NUNN		Yamaha R6 - Intertechnic UK & STVL			
IDEAL LAP TIME : 1:17.244		BEST LAP TIME : 1:17.244		DIFFERENCE : 0.000			
LAP	SECTOR 1	SECTOR 2	LAP TIME	MPH	DIFF	TIME OF DAY	
1 -	53.966	27.653	1:21.619	87.29	4.375	09:46:45.570	
2 -	51.276	27.271	1:18.547 (2)	90.70	1.303	09:48:04.117	
3 -	51.726	28.117	1:19.843	89.23	2.599	09:49:23.960	
4 -	51.183	27.601	1:18.784 (3)	90.43	1.540	09:50:42.744	
5 -	51.820	27.446	1:19.266	89.88	2.022	09:52:02.010	
6 -	50.211	27.033	1:17.244 (1)	92.23		09:53:19.254	
7 -	50.641	IN PIT	1:21.243 P	87.69	3.999	09:54:40.497	

BMCRC - MRO Championships 2022 - Rnd 8 @ Donington Park National

DART Motorsport MRO 600/GP2 inc Clubman 600

QUALIFYING - SECTOR ANALYSIS



SECTOR 1 = FL to I1, SECTOR 2 = I1 to FL, DIFF = Difference To Personal Best Lap, P = Crossed Finish Line in Pit Lane, D = Time Disallowed

P25 73 C		Jamie THOMAS		Yamaha R6 - Team RubyRacing			
IDEAL LAP TIME : 1:17.374		BEST LAP TIME : 1:17.965		DIFFERENCE : 0.591			
LAP	SECTOR 1	SECTOR 2	LAP TIME	MPH	DIFF	TIME OF DAY	
1 -	55.597	28.027	1:23.624	85.19	5.659	09:46:54.578	
2 -	51.604	27.625	1:19.229	89.92	1.264	09:48:13.807	
3 -	50.962	27.643	1:18.605	90.63	0.640	09:49:32.412	
4 -	50.801	27.483	1:18.284 (2)	91.01	0.319	09:50:50.696	
5 -	51.596	27.267	1:18.863	90.34	0.898	09:52:09.559	
6 -	51.248	57.371	1:48.619	65.59	30.654	09:53:58.178	
7 -	51.159	27.421	1:18.580 (3)	90.66	0.615	09:55:16.758	
8 -	50.107	27.858	1:17.965 (1)	91.38		09:56:34.723	
9 -	51.267	27.402	1:18.669	90.56	0.704	09:57:53.392	

P26 686 C		Liam SPILLER		Yamaha R6 - LD Renovate Ltd			
IDEAL LAP TIME : 1:18.421		BEST LAP TIME : 1:18.429		DIFFERENCE : 0.008			
LAP	SECTOR 1	SECTOR 2	LAP TIME	MPH	DIFF	TIME OF DAY	
1 -	OUTLAP	28.457	2:54.792	40.76	1:36.363	09:48:27.680	
2 -	54.366	27.659	1:22.025	86.85	3.596	09:49:49.705	
3 -	52.650	27.254	1:19.904	89.16	1.475	09:51:09.609	
4 -	51.856	27.307	1:19.163	89.99	0.734	09:52:28.772	
5 -	51.533	27.862	1:19.395	89.73	0.966	09:53:48.167	
6 -	51.691	27.468	1:19.159 (3)	90.00	0.730	09:55:07.326	
7 -	51.322	27.256	1:18.578 (2)	90.66	0.149	09:56:25.904	
8 -	51.330	27.099	1:18.429 (1)	90.84		09:57:44.333	

P27 18 C		Blake KELLY		Yamaha R6 - Unrestricted Isle			
IDEAL LAP TIME : 1:19.276		BEST LAP TIME : 1:19.356		DIFFERENCE : 0.080			
LAP	SECTOR 1	SECTOR 2	LAP TIME	MPH	DIFF	TIME OF DAY	
1 -	58.162	29.350	1:27.512	81.41	8.156	09:46:54.222	
2 -	54.594	28.500	1:23.094	85.74	3.738	09:48:17.316	
3 -	1:05.754	29.189	1:34.943	75.04	15.587	09:49:52.259	
4 -	53.581	27.764	1:21.345	87.58	1.989	09:51:13.604	
5 -	51.903	27.723	1:19.626 (2)	89.47	0.270	09:52:33.230	
6 -	52.662	28.590	1:21.252	87.68	1.896	09:53:54.482	
7 -	52.514	27.768	1:20.282	88.74	0.926	09:55:14.764	
8 -	51.785	27.571	1:19.356 (1)	89.78		09:56:34.120	
9 -	52.610	27.491	1:20.101 (3)	88.94	0.745	09:57:54.221	

P28 179 C		Nick BARNES		Yamaha R6 - Park Electric			
IDEAL LAP TIME : 1:17.704		BEST LAP TIME : 1:19.975		DIFFERENCE : 2.271			
LAP	SECTOR 1	SECTOR 2	LAP TIME	MPH	DIFF	TIME OF DAY	
1 -	57.121	28.576	1:25.697 (3)	83.13	5.722	09:46:56.452	
2 -	52.637	27.338	1:19.975 (1)	89.08		09:48:16.427	
3 -	50.366	35.147	1:25.513 (2)	83.31	5.538	09:49:41.940	

P29 4 C		Tom SPALDING		Triumph 675R - Specialised Electrical Services Ltd			
IDEAL LAP TIME : 1:22.914		BEST LAP TIME : 1:23.283		DIFFERENCE : 0.369			
LAP	SECTOR 1	SECTOR 2	LAP TIME	MPH	DIFF	TIME OF DAY	
1 -	56.732	29.737	1:26.469	82.39	3.186	09:47:07.183	
2 -	55.132	28.938	1:24.070	84.74	0.787	09:48:31.253	
3 -	54.359	29.234	1:23.593	85.23	0.310	09:49:54.846	
4 -	56.192	30.831	1:27.023	81.87	3.740	09:51:21.869	
5 -	54.215	29.616	1:23.831	84.98	0.548	09:52:45.700	
6 -	54.367	29.501	1:23.868	84.95	0.585	09:54:09.568	
7 -	54.378	29.096	1:23.474 (3)	85.35	0.191	09:55:33.042	
8 -	54.501	28.878	1:23.379 (2)	85.44	0.096	09:56:56.421	
9 -	54.036	29.247	1:23.283 (1)	85.54		09:58:19.704	

BMCRC - MRO Championships 2022 - Rnd 8 @ Donington Park National

DART Motorsport MRO 600/GP2 inc Clubman 600

QUALIFYING - BEST SECTORS

SECTOR 1			SECTOR 2			IDEAL / BEST COMPARISON						
POS	NO	NAME	TIME	NO	NAME	TIME	POS	NO	NAME	IDEAL	BEST	DIFF
									PERFECT LAP	1:11.795		
1	82	BULL	46.750	93	HARDIE	25.045	1	93	HARDIE	1:11.952	1:12.036	0.084
2	93	HARDIE	46.907	15	CROSBY	25.349	2	82	BULL	1:12.451	1:12.727	0.276
3	22	TINKER	47.289	212	PALLET	25.455	3	22	TINKER	1:12.840	1:12.840	0.000
4	212	PALLET	47.519	661	HARRIS	25.477	4	212	PALLET	1:12.974	1:13.196	0.222
5	15	CROSBY	47.661	22	TINKER	25.551	5	15	CROSBY	1:13.010	1:13.128	0.118
6	661	HARRIS	47.663	37	LATHAM	25.679	6	661	HARRIS	1:13.140	1:13.140	0.000
7	37	LATHAM	47.868	82	BULL	25.701	7	37	LATHAM	1:13.547	1:13.805	0.258
8	961	SIM	48.051	5	REYNOLDS	25.783	8	961	SIM	1:13.839	1:13.893	0.054
9	5	REYNOLDS	48.153	961	SIM	25.788	9	5	REYNOLDS	1:13.936	1:14.126	0.190
10	169	CUNNINGHAM	48.193	169	CUNNINGHAM	25.896	10	169	CUNNINGHAM	1:14.089	1:14.127	0.038
11	511	CLARKE	48.665	17	SHANN	25.922	11	33	CARPENTER	1:14.647	1:14.647	0.000
12	33	CARPENTER	48.669	33	CARPENTER	25.978	12	511	CLARKE	1:14.703	1:14.703	0.000
13	87	POVAH	48.723	511	CLARKE	26.038	13	87	POVAH	1:14.793	1:14.849	0.056
14	151	JONES	48.802	87	POVAH	26.070	14	151	JONES	1:15.006	1:15.185	0.179
15	17	SHANN	49.099	151	JONES	26.204	15	17	SHANN	1:15.021	1:15.021	0.000
16	168	DALRYMPLE	49.261	78	EVANS	26.330	16	168	DALRYMPLE	1:15.766	1:15.833	0.067
17	79	GARNER	49.381	168	DALRYMPLE	26.505	17	78	EVANS	1:15.805	1:15.805	0.000
18	78	EVANS	49.475	211	SHIPTON	26.521	18	79	GARNER	1:16.074	1:16.120	0.046
19	45	MARSH	50.045	84	LIDLLOW	26.544	19	45	MARSH	1:16.804	1:16.804	0.000
20	73	THOMAS	50.107	79	GARNER	26.693	20	84	LIDLLOW	1:16.813	1:16.813	0.000
21	62	NUNN	50.211	45	MARSH	26.759	21	211	SHIPTON	1:16.822	1:16.822	0.000
22	84	LIDLLOW	50.269	62	NUNN	27.033	22	62	NUNN	1:17.244	1:17.244	0.000
23	211	SHIPTON	50.301	686	SPILLER	27.099	23	73	THOMAS	1:17.374	1:17.965	0.591
24	179	BARNES	50.366	73	THOMAS	27.267	24	179	BARNES	1:17.704	1:19.975	2.271
25	686	SPILLER	51.322	179	BARNES	27.338	25	686	SPILLER	1:18.421	1:18.429	0.008
26	18	KELLY	51.785	18	KELLY	27.491	26	18	KELLY	1:19.276	1:19.356	0.080
27	4	SPALDING	54.036	4	SPALDING	28.878	27	4	SPALDING	1:22.914	1:23.283	0.369
28							28	779	BRIAN		1:14.837	
29							29	42	JOHNSON		1:17.232	

BMCRC - MRO Championships 2022 - Rnd 8 @ Donington Park National

DART Motorsport MRO 600/GP2 inc Clubman 600

QUALIFYING - STATISTICS

Competitors Started	29
Planned Start	2022-09-03 @ 09:51:00.000
Actual Start	2022-09-03 @ 09:44:59.898
Finish Time	2022-09-03 @ 09:57:36.284
Track Length	1.9790mi.
Total Laps	255
Total Distance Covered	504.6621mi.

Session Fastest Lap History

NO	CL	NAME	LAP TIME	TIME OF DAY	LAP	VEHICLE
22		Corey TINKER	1:17.190	09:46:39.873	1	Yamaha R6
22		Corey TINKER	1:15.412	09:47:55.286	2	Yamaha R6
82		James BULL	1:13.580	09:47:56.983	2	Kawasaki ZX6R 636
82		James BULL	1:13.225	09:49:10.208	3	Kawasaki ZX6R 636
661	GP2	Cameron HARRIS	1:13.140	09:50:27.681	4	Triumph 675R
82		James BULL	1:12.908	09:52:50.255	6	Kawasaki ZX6R 636
93		Mikey HARDIE	1:12.418	09:53:00.374	6	Kawasaki ZX6R
93		Mikey HARDIE	1:12.208	09:54:12.582	7	Kawasaki ZX6R
93		Mikey HARDIE	1:12.036	09:56:38.317	9	Kawasaki ZX6R

Flag History

TYPE	TIME OF DAY
GREEN	09:44:59.898
FINISH	09:57:36.284

Flag Statistics

TYPE	COUNT	TOTAL LAPS	TOTAL TIME
Green	1	10	14:05.929
Red	0	0	0.000
Safety Car	0	0	0.000
FCY	0	0	0.000

BMCRC - MRO Championships 2022 - Rnd 8 @ Donington Park National

DART Motorsport MRO 600/GP2 inc Clubman 600

QUALIFYING - STATISTICS

CLASS :

11 Starters

Fastest Lap History

NO	NAME	LAP TIME	TIME OF DAY	LAP	VEHICLE
22	Corey TINKER	1:17.190	09:46:39.873	1	Yamaha R6
22	Corey TINKER	1:15.412	09:47:55.286	2	Yamaha R6
82	James BULL	1:13.580	09:47:56.983	2	Kawasaki ZX6R 636
82	James BULL	1:13.225	09:49:10.208	3	Kawasaki ZX6R 636
82	James BULL	1:12.908	09:52:50.255	6	Kawasaki ZX6R 636
93	Mikey HARDIE	1:12.418	09:53:00.374	6	Kawasaki ZX6R
93	Mikey HARDIE	1:12.208	09:54:12.582	7	Kawasaki ZX6R
93	Mikey HARDIE	1:12.036	09:56:38.317	9	Kawasaki ZX6R

BMCRC - MRO Championships 2022 - Rnd 8 @ Donington Park National

DART Motorsport MRO 600/GP2 inc Clubman 600

QUALIFYING - STATISTICS

CLASS : C

16 Starters

Fastest Lap History

NO	NAME	LAP TIME	TIME OF DAY	LAP	VEHICLE
212	Matt PALLETT	1:20.514	09:46:44.240	1	Yamaha R6
15	Harrison CROSBY	1:20.043	09:46:44.895	1	Yamaha YZF
15	Harrison CROSBY	1:15.783	09:48:00.693	2	Yamaha YZF
15	Harrison CROSBY	1:14.841	09:49:15.535	3	Yamaha YZF
15	Harrison CROSBY	1:13.715	09:50:29.251	4	Yamaha YZF
15	Harrison CROSBY	1:13.241	09:51:42.491	5	Yamaha YZF
15	Harrison CROSBY	1:13.143	09:52:55.634	6	Yamaha YZF
15	Harrison CROSBY	1:13.128	09:56:36.169	9	Yamaha YZF

BMCRC - MRO Championships 2022 - Rnd 8 @ Donington Park National

DART Motorsport MRO 600/GP2 inc Clubman 600

QUALIFYING - STATISTICS

CLASS : GP2

2 Starters

Fastest Lap History

NO	NAME	LAP TIME	TIME OF DAY	LAP	VEHICLE
661	Cameron HARRIS	1:19.276	09:46:44.920	1	Triumph 675R
661	Cameron HARRIS	1:15.607	09:48:00.524	2	Triumph 675R
661	Cameron HARRIS	1:14.015	09:49:14.541	3	Triumph 675R
661	Cameron HARRIS	1:13.140	09:50:27.681	4	Triumph 675R

DART Motorsport MRO 600/GP2 inc Clubman 600

RACE 4 - GRID (7 Laps)

ROW 10	30 30 Owen MELLOR 1:23.283	29 4 Tom SPALDING 1:19.975	28 179 Nick BARNES
ROW 9	27 18 Blake KELLY 1:19.356	26 686 Liam SPILLER 1:18.429	25 73 Jamie THOMAS 1:17.965
ROW 8	24 62 Oliver NUNN 1:17.244	23 42 Christopher JOHNSON 1:17.232	22 211 Taylor SHIPTON 1:16.822
ROW 7	21 84 Sam LAIDLAW 1:16.813	20 45 Jake MARSH 1:16.804	19 79 Thomas GARNER 1:16.120
ROW 6	18 168 Aaron DALRYMPLE 1:15.833	17 78 Mark EVANS 1:15.805	16 151 Chloe JONES 1:15.185
ROW 5	15 17 Toby SHANN 1:15.021	14 87 Keith POVAH 1:14.849	13 779 Terry BRIAN 1:14.837
ROW 4	12 511 Ross CLARKE 1:14.703	11 33 Aaren CARPENTER 1:14.647	10 169 Gareth CUNNINGHAM 1:14.127
ROW 3	9 5 John REYNOLDS 1:14.126	8 961 Jack SIM 1:13.893	7 37 Alex LATHAM 1:13.805
ROW 2	6 212 Matt PALLETT 1:13.196	5 661 Cameron HARRIS 1:13.140	4 15 Harrison CROSBY 1:13.128
ROW 1	3 22 Corey TINKER 1:12.840	2 82 James BULL 1:12.727	1 93 Mikey HARDIE 1:12.036
Pole			

Donington Park National: 1.9790 miles

These results are provisional until the conclusion of any judicial and technical matters.

Clerk Of Course :	Stewards :	Timekeeper : Craig Smith
-------------------	------------	--------------------------

Results can be found at www.tsl-timing.com

Printed - 10:01 Saturday, 03 September 2022



BMCRC - MRO Championships 2022 - Rnd 8 @ Donington Park National



DART Motorsport MRO 600/GP2 inc Clubman 600

RACE 4 - CLASSIFICATION

POS	NO	CL	PIC NAME	ENTRY	LAPS	TIME	GAP	DIFF	MPH	BEST	ON
1	82		1 James BULL	Kawasaki ZX6R 636 - team bull racing	7	8:27.034			98.09	1:11.739	4
2	93		2 Mikey HARDIE	Kawasaki ZX6R - 113 Events / Affinity academy	7	8:29.586	2.552	2.552	97.60	1:11.838	3
3	22		3 Corey TINKER	Yamaha R6 - Aquatix-2U	7	8:31.822	4.788	2.236	97.17	1:12.103	7
4	15		4 Harrison CROSBY	Yamaha YZF - Mum & Dad	7	8:32.018	4.984	0.196	97.13	1:11.928	4
5	661	GP2	1 Cameron HARRIS	Triumph 675R - Harris / Tony Scott Motorsport	7	8:38.081	11.047	6.063	96.00	1:12.611	3
6	961		5 Jack SIM	Kawasaki ZX6 R - Vanguard Motorsport, Platform Li	7	8:41.173	14.139	3.092	95.43	1:13.521	2
7	37		6 Alex LATHAM	Triumph DAYTONA - BR-8 / McCrash Racing	7	8:42.902	15.868	1.729	95.11	1:13.558	6
8	169		7 Gareth CUNNINGHAM	Yamaha R6 - Burnham cars ltd	7	8:43.366	16.332	0.464	95.03	1:13.792	6
9	212	C	1 Matt PALLETT	Yamaha R6 - BDA Chartered Architects	7	8:44.298	17.264	0.932	94.86	1:12.724	7
10	511	C	2 Ross CLARKE	Kawasaki ZX600RR - Ross clarke Farriery	7	8:44.739	17.705	0.441	94.78	1:13.380	7
11	5		8 John REYNOLDS	Yamaha R6 - Fins Motorcycles	7	8:46.672	19.638	1.933	94.43	1:14.189	7
12	779	C	3 Terry BRIAN	Yamaha R6 - Two Techs Renault Specialist	7	8:48.694	21.660	2.022	94.07	1:14.411	7
13	87		9 Keith POVAH	Yamaha R6 - Huge thank you to Bobbi & Jon Saund	7	8:50.444	23.410	1.750	93.76	1:14.313	7
14	151		10 Chloe JONES	Yamaha R6 - RICH ENERGY OMG RACING	7	8:50.490	23.456	0.046	93.75	1:14.484	3
15	17		11 Toby SHANN	Triumph 675 -	7	8:50.800	23.766	0.310	93.70	1:14.094	5
16	33	C	4 Aaren CARPENTER	Kawasaki ZX6R - Slugcrow Racing	7	8:52.394	25.360	1.594	93.41	1:14.352	2
17	168	C	5 Aaron DALRYMPLE	Yamaha R6 - Team Blumpkin Racing	7	8:53.435	26.401	1.041	93.23	1:14.887	7
18	84	C	6 Sam LAIDLOW	Yamaha R6 - LFR	7	8:56.686	29.652	3.251	92.67	1:14.389	7
19	42		12 Christopher JOHNSON	Yamaha R6 - Team Evergreen	7	8:58.265	31.231	1.579	92.40	1:14.910	4
20	78	GP2	2 Mark EVANS	Harris MOTO 2 - PHG contracting	7	8:59.339	32.305	1.074	92.21	1:15.155	3
21	79	C	7 Thomas GARNER	Yamaha R6 -	7	9:06.986	39.952	7.647	90.92	1:16.474	6
22	686	C	8 Liam SPILLER	Yamaha R6 - LD Renovate Ltd	7	9:12.082	45.048	5.096	90.08	1:16.906	5
23	73	C	9 Jamie THOMAS	Yamaha R6 - Team RubyRacing	7	9:13.047	46.013	0.965	89.93	1:17.196	2
24	211	C	10 Taylor SHIPTON	Yamaha YZF R6 - Unrestricted Isle	7	9:13.960	46.926	0.913	89.78	1:17.529	7
25	45	C	11 Jake MARSH	Kawasaki ZX6R - Zipped Up Racing	7	9:17.953	50.919	3.993	89.14	1:17.900	2
26	62	C	12 Oliver NUNN	Yamaha R6 - Intertechnic UK & STVL	7	9:18.532	51.498	0.579	89.04	1:17.499	7
27	4	C	13 Tom SPALDING	Triumph 675R - Specialised Electrical Services Ltd	7	9:45.564	1:18.530	27.032	84.93	1:20.646	2
NOT CLASSIFIED											
DNF	18	C	Blake KELLY	Yamaha R6 - Unrestricted Isle	2	2:47.938	5 Laps	5 Laps	84.03	1:20.015	2

FASTEST LAP

82			James BULL	Kawasaki ZX6R 636 - team bull racing	4	1:11.739	99.31 mph	159.82 kph
661	GP2		Cameron HARRIS	Triumph 675R - Harris / Tony Scott Motorsport	3	1:12.611	98.12 mph	157.90 kph
212	C		Matt PALLETT	Yamaha R6 - BDA Chartered Architects	7	1:12.724	97.96 mph	157.66 kph

Class - 92.5% of Race Speed = 90.73 mph
 Class GP2 - 92.5% of Race Speed = 88.80 mph
 Class C - 92.5% of Race Speed = 87.74 mph

Weather / Track : Bright / Dry

These results are provisional until the conclusion of any judicial and technical matters.

Race Distance: 7 Laps / 13.85 miles
 Donington Park National: 1.9790 miles
 Date: 03/09/2022 Start: 12:37 Finish: 12:46

Clerk Of Course :	Stewards :	Timekeeper : <i>Craig Smith</i>
-------------------	------------	------------------------------------

Results can be found at www.tsl-timing.com

Printed - 12:47 Saturday, 03 September 2022



BMCRC - MRO Championships 2022 - Rnd 8 @ Donington Park National

DART Motorsport MRO 600/GP2 inc Clubman 600

RACE 4 - LAP CHART

LAP 1 @ 12:38:58.956

NO	BEHIND	LAP TIME
82		1:15.311
22	1.333	1:16.644
661	1.533	1:16.844
93	1.637	1:16.948
15	2.451	1:17.762
961	2.796	1:18.107
37	3.270	1:18.581
212	4.042	1:19.353
169	4.185	1:19.496
5	4.599	1:19.910
511	4.755	1:20.066
151	5.063	1:20.374
33	5.658	1:20.969
779	5.738	1:21.049
168	6.652	1:21.963
17	7.079	1:22.390
78	7.436	1:22.747
87	7.656	1:22.967
42	9.016	1:24.327
79	9.804	1:25.115
84	9.825	1:25.136
73	10.586	1:25.897
45	10.868	1:26.179
211	11.274	1:26.585
62	11.426	1:26.737
686	11.668	1:26.979
18	12.612	1:27.923
4	13.276	1:28.587

LAP 2 @ 12:40:10.946

NO	BEHIND	LAP TIME
82		1:11.990
93	1.844	1:12.197
22	2.782	1:13.439
661	3.077	1:13.534
15	3.599	1:13.138
961	4.327	1:13.521
37	5.445	1:14.165
169	6.041	1:13.846
5	7.308	1:14.699
212	7.324	1:15.272
511	7.533	1:14.768
33	8.020	1:14.352
151	8.116	1:15.043
779	8.294	1:14.546
168	10.002	1:15.340
17	10.389	1:15.300
87	10.845	1:15.179
78	11.180	1:15.734
42	12.790	1:15.764
84	14.065	1:16.230
79	15.350	1:17.536
73	15.792	1:17.196
45	16.778	1:17.900
211	17.156	1:17.872
686	17.916	1:18.238
62	18.582	1:19.146
18	20.637	1:20.015
4	21.932	1:20.646

LAP 3 @ 12:41:22.850

NO	BEHIND	LAP TIME
82		1:11.904
93	1.778	1:11.838
22	3.325	1:12.447
661	3.784	1:12.611
15	3.959	1:12.264
961	5.968	1:13.545
37	7.741	1:14.200
169	7.939	1:13.802
5	9.641	1:14.237
212	10.055	1:14.635
511	10.134	1:14.505
151	10.696	1:14.484
33	10.810	1:14.694
779	10.854	1:14.464
87	13.778	1:14.837
17	13.935	1:15.450
168	13.967	1:15.869
78	14.431	1:15.155
42	16.526	1:15.640
84	17.640	1:15.479
79	20.441	1:16.995
73	21.097	1:17.209
211	23.429	1:18.177
686	23.993	1:17.981
45	24.164	1:19.290
62	26.065	1:19.387
4	35.499	1:25.471

LAP 4 @ 12:42:34.589

NO	BEHIND	LAP TIME
82		1:11.739
93	1.922	1:11.883
15	4.148	1:11.928
22	4.324	1:12.738
661	4.893	1:12.848
961	8.151	1:13.922
37	10.376	1:14.374
169	10.582	1:14.382
5	12.277	1:14.375
212	12.400	1:14.084
511	12.815	1:14.420
151	14.308	1:15.351
33	14.334	1:15.263
779	14.407	1:15.292
87	16.384	1:14.345
17	16.731	1:14.535
168	17.371	1:15.143
78	18.236	1:15.544
42	19.697	1:14.910
84	20.723	1:14.822
79	26.026	1:17.324
73	27.074	1:17.716
211	29.538	1:17.848
686	29.645	1:17.391
45	30.841	1:18.416
62	33.153	1:18.827
4	45.832	1:22.072

LAP 5 @ 12:43:46.510

NO	BEHIND	LAP TIME
82		1:11.921
93	2.329	1:12.328

15	4.351	1:12.124
22	4.691	1:12.288
661	6.468	1:13.496
961	10.188	1:13.958
37	12.307	1:13.852
169	12.639	1:13.978
212	14.564	1:14.085
511	14.750	1:13.856
5	14.902	1:14.546
779	16.978	1:14.492
151	17.683	1:15.296
33	18.016	1:15.603
87	18.792	1:14.329
17	18.904	1:14.094
168	20.595	1:15.145
78	22.448	1:16.133
42	22.796	1:15.020
84	23.840	1:15.038
79	30.834	1:16.729
73	33.663	1:18.510
686	34.630	1:16.906
211	36.009	1:18.392
45	37.462	1:18.542
62	40.090	1:18.858
4	56.135	1:22.224

LAP 6 @ 12:44:58.436

NO	BEHIND	LAP TIME
82		1:11.926
93	2.466	1:12.063
15	4.536	1:12.111
22	4.928	1:12.163
661	8.513	1:13.971
961	12.082	1:13.820
37	13.939	1:13.558
169	14.505	1:13.792
511	16.568	1:13.744
212	16.783	1:14.145
5	17.692	1:14.716
779	19.492	1:14.440
151	20.480	1:14.723
87	21.340	1:14.474
17	21.559	1:14.581
33	21.612	1:15.522
168	23.757	1:15.088
84	27.506	1:15.592
42	27.618	1:16.748
78	28.077	1:17.555
79	35.382	1:16.474
73	39.884	1:18.147
686	39.974	1:17.270
211	41.640	1:17.557
45	44.735	1:19.199
62	46.242	1:18.078
4	1:06.100	1:21.891

LAP 7 @ 12:46:10.679

NO	BEHIND	LAP TIME
82		1:12.243
93	2.552	1:12.329
22	4.788	1:12.103
15	4.984	1:12.691
661	11.047	1:14.777
961	14.139	1:14.300
37	15.868	1:14.172

BMCRC - MRO Championships 2022 - Rnd 8 @ Donington Park National

DART Motorsport MRO 600/GP2 inc Clubman 600

RACE 4 - SECTOR ANALYSIS



SECTOR 1 = FL to I1, SECTOR 2 = I1 to FL, DIFF = Difference To Personal Best Lap, P = Crossed Finish Line in Pit Lane, D = Time Disallowed

P1 82		James BULL		Kawasaki ZX6R 636 - team bull racing			
IDEAL LAP TIME : 1:11.714		BEST LAP TIME : 1:11.739		DIFFERENCE : 0.025			
LAP	SECTOR 1	SECTOR 2	LAP TIME	MPH	DIFF	TIME OF DAY	
1 -		25.493	1:15.311	94.60	3.572	12:38:58.956	
2 -	46.493	25.497	1:11.990	98.96	0.251	12:40:10.946	
3 -	46.515	25.389	1:11.904 (2)	99.08	0.165	12:41:22.850	
4 -	46.325	25.414	1:11.739 (1)	99.31		12:42:34.589	
5 -	46.441	25.480	1:11.921 (3)	99.06	0.182	12:43:46.510	
6 -	46.501	25.425	1:11.926	99.05	0.187	12:44:58.436	
7 -	46.653	25.590	1:12.243	98.62	0.504	12:46:10.679	

P2 93		Mikey HARDIE		Kawasaki ZX6R - 113 Events / Affinity academy			
IDEAL LAP TIME : 1:11.511		BEST LAP TIME : 1:11.838		DIFFERENCE : 0.327			
LAP	SECTOR 1	SECTOR 2	LAP TIME	MPH	DIFF	TIME OF DAY	
1 -		25.323	1:16.948	92.59	5.110	12:39:00.593	
2 -	47.090	25.107	1:12.197	98.68	0.359	12:40:12.790	
3 -	46.821	25.017	1:11.838 (1)	99.17		12:41:24.628	
4 -	46.494	25.389	1:11.883 (2)	99.11	0.045	12:42:36.511	
5 -	47.127	25.201	1:12.328	98.50	0.490	12:43:48.839	
6 -	46.712	25.351	1:12.063 (3)	98.86	0.225	12:45:00.902	
7 -	46.793	25.536	1:12.329	98.50	0.491	12:46:13.231	

P3 22		Corey TINKER		Yamaha R6 - Aquatix-2U			
IDEAL LAP TIME : 1:12.017		BEST LAP TIME : 1:12.103		DIFFERENCE : 0.086			
LAP	SECTOR 1	SECTOR 2	LAP TIME	MPH	DIFF	TIME OF DAY	
1 -		25.753	1:16.644	92.95	4.541	12:39:00.289	
2 -	47.891	25.548	1:13.439	97.01	1.336	12:40:13.728	
3 -	47.010	25.437	1:12.447	98.34	0.344	12:41:26.175	
4 -	47.176	25.562	1:12.738	97.94	0.635	12:42:38.913	
5 -	47.013	25.275	1:12.288 (3)	98.55	0.185	12:43:51.201	
6 -	46.812	25.351	1:12.163 (2)	98.72	0.060	12:45:03.364	
7 -	46.742	25.361	1:12.103 (1)	98.81		12:46:15.467	

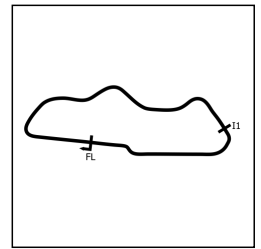
P4 15		Harrison CROSBY		Yamaha YZF - Mum & Dad			
IDEAL LAP TIME : 1:11.861		BEST LAP TIME : 1:11.928		DIFFERENCE : 0.067			
LAP	SECTOR 1	SECTOR 2	LAP TIME	MPH	DIFF	TIME OF DAY	
1 -		25.337	1:17.762	91.62	5.834	12:39:01.407	
2 -	47.423	25.715	1:13.138	97.41	1.210	12:40:14.545	
3 -	46.887	25.377	1:12.264	98.59	0.336	12:41:26.809	
4 -	46.672	25.256	1:11.928 (1)	99.05		12:42:38.737	
5 -	46.869	25.255	1:12.124 (3)	98.78	0.196	12:43:50.861	
6 -	46.922	25.189	1:12.111 (2)	98.80	0.183	12:45:02.972	
7 -	46.854	25.837	1:12.691	98.01	0.763	12:46:15.663	

P5 661 GP2		Cameron HARRIS		Triumph 675R - Harris / Tony Scott Motorsport			
IDEAL LAP TIME : 1:12.552		BEST LAP TIME : 1:12.611		DIFFERENCE : 0.059			
LAP	SECTOR 1	SECTOR 2	LAP TIME	MPH	DIFF	TIME OF DAY	
1 -		25.697	1:16.844	92.71	4.233	12:39:00.489	
2 -	47.964	25.570	1:13.534	96.88	0.923	12:40:14.023	
3 -	46.982	25.629	1:12.611 (1)	98.12		12:41:26.634	
4 -	47.255	25.593	1:12.848 (2)	97.80	0.237	12:42:39.482	
5 -	47.631	25.865	1:13.496 (3)	96.93	0.885	12:43:52.978	
6 -	47.811	26.160	1:13.971	96.31	1.360	12:45:06.949	
7 -	48.161	26.616	1:14.777	95.27	2.166	12:46:21.726	

BMCRC - MRO Championships 2022 - Rnd 8 @ Donington Park National

DART Motorsport MRO 600/GP2 inc Clubman 600

RACE 4 - SECTOR ANALYSIS



SECTOR 1 = FL to I1, SECTOR 2 = I1 to FL, DIFF = Difference To Personal Best Lap, P = Crossed Finish Line in Pit Lane, D = Time Disallowed

P6 961		Jack SIM		Kawasaki ZX6 R - Vanguard Motorsport, Platform Lift Engineers			
IDEAL LAP TIME : 1:13.365		BEST LAP TIME : 1:13.521		DIFFERENCE : 0.156			
LAP	SECTOR 1	SECTOR 2	LAP TIME	MPH	DIFF	TIME OF DAY	
1 -		25.945	1:18.107	91.21	4.586	12:39:01.752	
2 -	47.832	25.689	1:13.521 (1)	96.90		12:40:15.273	
3 -	47.676	25.869	1:13.545 (2)	96.87	0.024	12:41:28.818	
4 -	47.821	26.101	1:13.922	96.38	0.401	12:42:42.740	
5 -	48.020	25.938	1:13.958	96.33	0.437	12:43:56.698	
6 -	47.955	25.865	1:13.820 (3)	96.51	0.299	12:45:10.518	
7 -	48.289	26.011	1:14.300	95.89	0.779	12:46:24.818	

P7 37		Alex LATHAM		Triumph DAYTONA - BR-8 / McCrash Racing			
IDEAL LAP TIME : 1:13.463		BEST LAP TIME : 1:13.558		DIFFERENCE : 0.095			
LAP	SECTOR 1	SECTOR 2	LAP TIME	MPH	DIFF	TIME OF DAY	
1 -		25.850	1:18.581	90.66	5.023	12:39:02.226	
2 -	47.965	26.200	1:14.165 (3)	96.06	0.607	12:40:16.391	
3 -	48.077	26.123	1:14.200	96.01	0.642	12:41:30.591	
4 -	48.159	26.215	1:14.374	95.79	0.816	12:42:44.965	
5 -	47.918	25.934	1:13.852 (2)	96.47	0.294	12:43:58.817	
6 -	47.613	25.945	1:13.558 (1)	96.85		12:45:12.375	
7 -	48.080	26.092	1:14.172	96.05	0.614	12:46:26.547	

P8 169		Gareth CUNNINGHAM		Yamaha R6 - Burnham cars ltd			
IDEAL LAP TIME : 1:13.523		BEST LAP TIME : 1:13.792		DIFFERENCE : 0.269			
LAP	SECTOR 1	SECTOR 2	LAP TIME	MPH	DIFF	TIME OF DAY	
1 -		26.097	1:19.496	89.62	5.704	12:39:03.141	
2 -	48.075	25.771	1:13.846 (3)	96.47	0.054	12:40:16.987	
3 -	47.844	25.958	1:13.802 (2)	96.53	0.010	12:41:30.789	
4 -	48.337	26.045	1:14.382	95.78	0.590	12:42:45.171	
5 -	47.987	25.991	1:13.978	96.30	0.186	12:43:59.149	
6 -	48.113	25.679	1:13.792 (1)	96.55		12:45:12.941	
7 -	48.182	25.888	1:14.070	96.18	0.278	12:46:27.011	

P9 212 C		Matt PALLETT		Yamaha R6 - BDA Chartered Architects			
IDEAL LAP TIME : 1:12.724		BEST LAP TIME : 1:12.724		DIFFERENCE : 0.000			
LAP	SECTOR 1	SECTOR 2	LAP TIME	MPH	DIFF	TIME OF DAY	
1 -		26.253	1:19.353	89.78	6.629	12:39:02.998	
2 -	49.004	26.268	1:15.272	94.65	2.548	12:40:18.270	
3 -	48.791	25.844	1:14.635	95.45	1.911	12:41:32.905	
4 -	48.183	25.901	1:14.084 (2)	96.16	1.360	12:42:46.989	
5 -	47.982	26.103	1:14.085 (3)	96.16	1.361	12:44:01.074	
6 -	48.581	25.564	1:14.145	96.09	1.421	12:45:15.219	
7 -	47.285	25.439	1:12.724 (1)	97.96		12:46:27.943	

P10 511 C		Ross CLARKE		Kawasaki ZX600RR - Ross clarke Farriery			
IDEAL LAP TIME : 1:13.380		BEST LAP TIME : 1:13.380		DIFFERENCE : 0.000			
LAP	SECTOR 1	SECTOR 2	LAP TIME	MPH	DIFF	TIME OF DAY	
1 -		26.288	1:20.066	88.98	6.686	12:39:03.711	
2 -	48.750	26.018	1:14.768	95.28	1.388	12:40:18.479	
3 -	48.710	25.795	1:14.505	95.62	1.125	12:41:32.984	
4 -	48.263	26.157	1:14.420	95.73	1.040	12:42:47.404	
5 -	47.965	25.891	1:13.856 (3)	96.46	0.476	12:44:01.260	
6 -	47.912	25.832	1:13.744 (2)	96.61	0.364	12:45:15.004	
7 -	47.826	25.554	1:13.380 (1)	97.09		12:46:28.384	

BMCRC - MRO Championships 2022 - Rnd 8 @ Donington Park National

DART Motorsport MRO 600/GP2 inc Clubman 600

RACE 4 - SECTOR ANALYSIS



SECTOR 1 = FL to I1, SECTOR 2 = I1 to FL, DIFF = Difference To Personal Best Lap, P = Crossed Finish Line in Pit Lane, D = Time Disallowed

P11 5		John REYNOLDS		Yamaha R6 - Fins Motorcycles		
IDEAL LAP TIME : 1:13.964		BEST LAP TIME : 1:14.189		DIFFERENCE : 0.225		
LAP	SECTOR 1	SECTOR 2	LAP TIME	MPH	DIFF	TIME OF DAY
1 -		26.301	1:19.910	89.15	5.721	12:39:03.555
2 -	48.661	26.038	1:14.699	95.37	0.510	12:40:18.254
3 -	48.346	25.891	1:14.237 (2)	95.97	0.048	12:41:32.491
4 -	48.409	25.966	1:14.375 (3)	95.79	0.186	12:42:46.866
5 -	48.480	26.066	1:14.546	95.57	0.357	12:44:01.412
6 -	48.415	26.301	1:14.716	95.35	0.527	12:45:16.128
7 -	48.073	26.116	1:14.189 (1)	96.03		12:46:30.317

P12 779 C		Terry BRIAN		Yamaha R6 - Two Techs Renault Specialist		
IDEAL LAP TIME : 1:13.653		BEST LAP TIME : 1:14.411		DIFFERENCE : 0.758		
LAP	SECTOR 1	SECTOR 2	LAP TIME	MPH	DIFF	TIME OF DAY
1 -		26.473	1:21.049	87.90	6.638	12:39:04.694
2 -	48.672	25.874	1:14.546	95.57	0.135	12:40:19.240
3 -	48.677	25.787	1:14.464 (3)	95.67	0.053	12:41:33.704
4 -	48.683	26.609	1:15.292	94.62	0.881	12:42:48.996
5 -	48.245	26.247	1:14.492	95.64	0.081	12:44:03.488
6 -	48.373	26.067	1:14.440 (2)	95.70	0.029	12:45:17.928
7 -	47.866	26.545	1:14.411 (1)	95.74		12:46:32.339

P13 87		Keith POVAH		Yamaha R6 - Huge thank you to Bobbi & Jon Saunders xx		
IDEAL LAP TIME : 1:13.991		BEST LAP TIME : 1:14.313		DIFFERENCE : 0.322		
LAP	SECTOR 1	SECTOR 2	LAP TIME	MPH	DIFF	TIME OF DAY
1 -		26.576	1:22.967	85.87	8.654	12:39:06.612
2 -	48.947	26.232	1:15.179	94.76	0.866	12:40:21.791
3 -	48.448	26.389	1:14.837	95.20	0.524	12:41:36.628
4 -	48.333	26.012	1:14.345 (3)	95.83	0.032	12:42:50.973
5 -	48.309	26.020	1:14.329 (2)	95.85	0.016	12:44:05.302
6 -	48.187	26.287	1:14.474	95.66	0.161	12:45:19.776
7 -	47.979	26.334	1:14.313 (1)	95.87		12:46:34.089

P14 151		Chloe JONES		Yamaha R6 - RICH ENERGY OMG RACING		
IDEAL LAP TIME : 1:14.484		BEST LAP TIME : 1:14.484		DIFFERENCE : 0.000		
LAP	SECTOR 1	SECTOR 2	LAP TIME	MPH	DIFF	TIME OF DAY
1 -		26.254	1:20.374	88.64	5.890	12:39:04.019
2 -	48.784	26.259	1:15.043 (3)	94.94	0.559	12:40:19.062
3 -	48.423	26.061	1:14.484 (1)	95.65		12:41:33.546
4 -	48.680	26.671	1:15.351	94.55	0.867	12:42:48.897
5 -	48.942	26.354	1:15.296	94.62	0.812	12:44:04.193
6 -	48.548	26.175	1:14.723 (2)	95.34	0.239	12:45:18.916
7 -	48.584	26.635	1:15.219	94.71	0.735	12:46:34.135

P15 17		Toby SHANN		Triumph 675 -		
IDEAL LAP TIME : 1:14.090		BEST LAP TIME : 1:14.094		DIFFERENCE : 0.004		
LAP	SECTOR 1	SECTOR 2	LAP TIME	MPH	DIFF	TIME OF DAY
1 -		26.517	1:22.390	86.47	8.296	12:39:06.035
2 -	49.216	26.084	1:15.300	94.61	1.206	12:40:21.335
3 -	49.103	26.347	1:15.450	94.42	1.356	12:41:36.785
4 -	48.403	26.132	1:14.535 (3)	95.58	0.441	12:42:51.320
5 -	48.140	25.954	1:14.094 (1)	96.15		12:44:05.414
6 -	48.467	26.114	1:14.581	95.52	0.487	12:45:19.995
7 -	48.136	26.314	1:14.450 (2)	95.69	0.356	12:46:34.445

BMCRC - MRO Championships 2022 - Rnd 8 @ Donington Park National

DART Motorsport MRO 600/GP2 inc Clubman 600

RACE 4 - SECTOR ANALYSIS



SECTOR 1 = FL to I1, SECTOR 2 = I1 to FL, DIFF = Difference To Personal Best Lap, P = Crossed Finish Line in Pit Lane, D = Time Disallowed

P16 33 C		Aaren CARPENTER		Kawasaki ZX6R - Slugcrow Racing		
IDEAL LAP TIME : 1:14.352		BEST LAP TIME : 1:14.352		DIFFERENCE : 0.000		
LAP	SECTOR 1	SECTOR 2	LAP TIME	MPH	DIFF	TIME OF DAY
1 -		26.404	1:20.969	87.99	6.617	12:39:04.614
2 -	48.573	25.779	1:14.352 (1)	95.82		12:40:18.966
3 -	48.844	25.850	1:14.694 (2)	95.38	0.342	12:41:33.660
4 -	48.777	26.486	1:15.263 (3)	94.66	0.911	12:42:48.923
5 -	49.144	26.459	1:15.603	94.23	1.251	12:44:04.526
6 -	48.672	26.850	1:15.522	94.33	1.170	12:45:20.048
7 -	49.110	26.881	1:15.991	93.75	1.639	12:46:36.039

P17 168 C		Aaron DALRYMPLE		Yamaha R6 - Team Blumpkin Racing		
IDEAL LAP TIME : 1:14.751		BEST LAP TIME : 1:14.887		DIFFERENCE : 0.136		
LAP	SECTOR 1	SECTOR 2	LAP TIME	MPH	DIFF	TIME OF DAY
1 -		26.736	1:21.963	86.92	7.076	12:39:05.608
2 -	49.058	26.282	1:15.340	94.56	0.453	12:40:20.948
3 -	48.802	27.067	1:15.869	93.90	0.982	12:41:36.817
4 -	48.955	26.188	1:15.143 (3)	94.81	0.256	12:42:51.960
5 -	49.047	26.098	1:15.145	94.81	0.258	12:44:07.105
6 -	48.881	26.207	1:15.088 (2)	94.88	0.201	12:45:22.193
7 -	48.653	26.234	1:14.887 (1)	95.13		12:46:37.080

P18 84 C		Sam LAIDLAW		Yamaha R6 - LFR		
IDEAL LAP TIME : 1:14.389		BEST LAP TIME : 1:14.389		DIFFERENCE : 0.000		
LAP	SECTOR 1	SECTOR 2	LAP TIME	MPH	DIFF	TIME OF DAY
1 -		28.483	1:25.136	83.68	10.747	12:39:08.781
2 -	49.857	26.373	1:16.230	93.46	1.841	12:40:25.011
3 -	49.210	26.269	1:15.479	94.39	1.090	12:41:40.490
4 -	48.749	26.073	1:14.822 (2)	95.22	0.433	12:42:55.312
5 -	48.842	26.196	1:15.038 (3)	94.94	0.649	12:44:10.350
6 -	49.031	26.561	1:15.592	94.25	1.203	12:45:25.942
7 -	48.513	25.876	1:14.389 (1)	95.77		12:46:40.331

P19 42		Christopher JOHNSON		Yamaha R6 - Team Evergreen		
IDEAL LAP TIME : 1:14.845		BEST LAP TIME : 1:14.910		DIFFERENCE : 0.065		
LAP	SECTOR 1	SECTOR 2	LAP TIME	MPH	DIFF	TIME OF DAY
1 -		27.273	1:24.327	84.48	9.417	12:39:07.972
2 -	48.913	26.851	1:15.764	94.03	0.854	12:40:23.736
3 -	49.153	26.487	1:15.640 (3)	94.19	0.730	12:41:39.376
4 -	48.535	26.375	1:14.910 (1)	95.10		12:42:54.286
5 -	48.470	26.550	1:15.020 (2)	94.96	0.110	12:44:09.306
6 -	49.789	26.959	1:16.748	92.83	1.838	12:45:26.054
7 -	49.105	26.751	1:15.856	93.92	0.946	12:46:41.910

P20 78 GP2		Mark EVANS		Harris MOTO 2 - PHG contracting		
IDEAL LAP TIME : 1:14.907		BEST LAP TIME : 1:15.155		DIFFERENCE : 0.248		
LAP	SECTOR 1	SECTOR 2	LAP TIME	MPH	DIFF	TIME OF DAY
1 -		26.557	1:22.747	86.10	7.592	12:39:06.392
2 -	49.544	26.190	1:15.734 (3)	94.07	0.579	12:40:22.126
3 -	48.717	26.438	1:15.155 (1)	94.79		12:41:37.281
4 -	49.008	26.536	1:15.544 (2)	94.31	0.389	12:42:52.825
5 -	49.486	26.647	1:16.133	93.58	0.978	12:44:08.958
6 -	50.702	26.853	1:17.555	91.86	2.400	12:45:26.513
7 -	49.794	26.677	1:16.471	93.16	1.316	12:46:42.984

BMCRC - MRO Championships 2022 - Rnd 8 @ Donington Park National

DART Motorsport MRO 600/GP2 inc Clubman 600

RACE 4 - SECTOR ANALYSIS



SECTOR 1 = FL to I1, SECTOR 2 = I1 to FL, DIFF = Difference To Personal Best Lap, P = Crossed Finish Line in Pit Lane, D = Time Disallowed

P21 79 C		Thomas GARNER		Yamaha R6 -			
IDEAL LAP TIME : 1:16.474		BEST LAP TIME : 1:16.474		DIFFERENCE : 0.000			
LAP	SECTOR 1	SECTOR 2	LAP TIME	MPH	DIFF	TIME OF DAY	
1 -		27.757	1:25.115	83.70	8.641	12:39:08.760	
2 -	50.500	27.036	1:17.536	91.88	1.062	12:40:26.296	
3 -	49.939	27.056	1:16.995	92.53	0.521	12:41:43.291	
4 -	49.678	27.646	1:17.324	92.14	0.850	12:43:00.615	
5 -	49.732	26.997	1:16.729 (2)	92.85	0.255	12:44:17.344	
6 -	49.641	26.833	1:16.474 (1)	93.16		12:45:33.818	
7 -	49.873	26.940	1:16.813 (3)	92.75	0.339	12:46:50.631	

P22 686 C		Liam SPILLER		Yamaha R6 - LD Renovate Ltd			
IDEAL LAP TIME : 1:16.341		BEST LAP TIME : 1:16.906		DIFFERENCE : 0.565			
LAP	SECTOR 1	SECTOR 2	LAP TIME	MPH	DIFF	TIME OF DAY	
1 -		27.718	1:26.979	81.91	10.073	12:39:10.624	
2 -	51.005	27.233	1:18.238	91.06	1.332	12:40:28.862	
3 -	50.699	27.282	1:17.981	91.36	1.075	12:41:46.843	
4 -	50.654	26.737	1:17.391	92.06	0.485	12:43:04.234	
5 -	50.354	26.552	1:16.906 (1)	92.64		12:44:21.140	
6 -	49.789	27.481	1:17.270 (2)	92.20	0.364	12:45:38.410	
7 -	50.744	26.573	1:17.317 (3)	92.14	0.411	12:46:55.727	

P23 73 C		Jamie THOMAS		Yamaha R6 - Team RubyRacing			
IDEAL LAP TIME : 1:17.119		BEST LAP TIME : 1:17.196		DIFFERENCE : 0.077			
LAP	SECTOR 1	SECTOR 2	LAP TIME	MPH	DIFF	TIME OF DAY	
1 -		28.148	1:25.897	82.94	8.701	12:39:09.542	
2 -	50.078	27.118	1:17.196 (1)	92.29		12:40:26.738	
3 -	50.168	27.041	1:17.209 (2)	92.27	0.013	12:41:43.947	
4 -	50.461	27.255	1:17.716 (3)	91.67	0.520	12:43:01.663	
5 -	50.910	27.600	1:18.510	90.74	1.314	12:44:20.173	
6 -	50.746	27.401	1:18.147	91.16	0.951	12:45:38.320	
7 -	51.327	27.045	1:18.372	90.90	1.176	12:46:56.692	

P24 211 C		Taylor SHIPTON		Yamaha YZF R6 - Unrestricted Isle			
IDEAL LAP TIME : 1:17.235		BEST LAP TIME : 1:17.529		DIFFERENCE : 0.294			
LAP	SECTOR 1	SECTOR 2	LAP TIME	MPH	DIFF	TIME OF DAY	
1 -		27.685	1:26.585	82.28	9.056	12:39:10.230	
2 -	51.157	26.715	1:17.872	91.49	0.343	12:40:28.102	
3 -	50.884	27.293	1:18.177	91.13	0.648	12:41:46.279	
4 -	50.843	27.005	1:17.848 (3)	91.51	0.319	12:43:04.127	
5 -	51.456	26.936	1:18.392	90.88	0.863	12:44:22.519	
6 -	50.520	27.037	1:17.557 (2)	91.86	0.028	12:45:40.076	
7 -	50.549	26.980	1:17.529 (1)	91.89		12:46:57.605	

P25 45 C		Jake MARSH		Kawasaki ZX6R - Zipped Up Racing			
IDEAL LAP TIME : 1:17.790		BEST LAP TIME : 1:17.900		DIFFERENCE : 0.110			
LAP	SECTOR 1	SECTOR 2	LAP TIME	MPH	DIFF	TIME OF DAY	
1 -		27.656	1:26.179	82.67	8.279	12:39:09.824	
2 -	50.816	27.084	1:17.900 (1)	91.45		12:40:27.724	
3 -	51.423	27.867	1:19.290	89.85	1.390	12:41:47.014	
4 -	51.048	27.368	1:18.416 (2)	90.85	0.516	12:43:05.430	
5 -	51.176	27.366	1:18.542	90.71	0.642	12:44:23.972	
6 -	51.592	27.607	1:19.199	89.95	1.299	12:45:43.171	
7 -	50.706	27.721	1:18.427 (3)	90.84	0.527	12:47:01.598	

BMCRC - MRO Championships 2022 - Rnd 8 @ Donington Park National

DART Motorsport MRO 600/GP2 inc Clubman 600

RACE 4 - SECTOR ANALYSIS



SECTOR 1 = FL to I1, SECTOR 2 = I1 to FL, DIFF = Difference To Personal Best Lap, P = Crossed Finish Line in Pit Lane, D = Time Disallowed

P26 62 C		Oliver NUNN		Yamaha R6 - Intertechnic UK & STVL			
IDEAL LAP TIME : 1:17.499		BEST LAP TIME : 1:17.499		DIFFERENCE : 0.000			
LAP	SECTOR 1	SECTOR 2	LAP TIME	MPH	DIFF	TIME OF DAY	
1 -		28.381	1:26.737	82.14	9.238	12:39:10.382	
2 -	51.948	27.198	1:19.146	90.01	1.647	12:40:29.528	
3 -	51.567	27.820	1:19.387	89.74	1.888	12:41:48.915	
4 -	51.227	27.600	1:18.827 (3)	90.38	1.328	12:43:07.742	
5 -	51.447	27.411	1:18.858	90.34	1.359	12:44:26.600	
6 -	50.712	27.366	1:18.078 (2)	91.25	0.579	12:45:44.678	
7 -	50.507	26.992	1:17.499 (1)	91.93		12:47:02.177	

P27 4 C		Tom SPALDING		Triumph 675R - Specialised Electrical Services Ltd			
IDEAL LAP TIME : 1:20.646		BEST LAP TIME : 1:20.646		DIFFERENCE : 0.000			
LAP	SECTOR 1	SECTOR 2	LAP TIME	MPH	DIFF	TIME OF DAY	
1 -		28.661	1:28.587	80.42	7.941	12:39:12.232	
2 -	52.565	28.081	1:20.646 (1)	88.34		12:40:32.878	
3 -	56.663	28.808	1:25.471	83.35	4.825	12:41:58.349	
4 -	53.304	28.768	1:22.072 (3)	86.80	1.426	12:43:20.421	
5 -	53.494	28.730	1:22.224	86.64	1.578	12:44:42.645	
6 -	53.432	28.459	1:21.891 (2)	87.00	1.245	12:46:04.536	
7 -	53.406	31.267	1:24.673	84.14	4.027	12:47:29.209	

P28 18 C		Blake KELLY		Yamaha R6 - Unrestricted Isle			
IDEAL LAP TIME : 1:20.015		BEST LAP TIME : 1:20.015		DIFFERENCE : 0.000			
LAP	SECTOR 1	SECTOR 2	LAP TIME	MPH	DIFF	TIME OF DAY	
1 -		28.106	1:27.923	81.03	7.908	12:39:11.568	
2 -	52.193	27.822	1:20.015 (1)	89.04		12:40:31.583	

BMCRC - MRO Championships 2022 - Rnd 8 @ Donington Park National

DART Motorsport MRO 600/GP2 inc Clubman 600

RACE 4 - BEST SECTORS

SECTOR 1			SECTOR 2			IDEAL / BEST COMPARISON						
POS	NO	NAME	TIME	NO	NAME	TIME	POS	NO	NAME	IDEAL	BEST	DIFF
									PERFECT LAP	1:11.342		
1	82	BULL	46.325	93	HARDIE	25.017	1	93	HARDIE	1:11.511	1:11.838	0.327
2	93	HARDIE	46.494	15	CROSBY	25.189	2	82	BULL	1:11.714	1:11.739	0.025
3	15	CROSBY	46.672	22	TINKER	25.275	3	15	CROSBY	1:11.861	1:11.928	0.067
4	22	TINKER	46.742	82	BULL	25.389	4	22	TINKER	1:12.017	1:12.103	0.086
5	661	HARRIS	46.982	212	PALLET	25.439	5	661	HARRIS	1:12.552	1:12.611	0.059
6	212	PALLET	47.285	511	CLARKE	25.554	6	212	PALLET	1:12.724	1:12.724	0.000
7	37	LATHAM	47.613	661	HARRIS	25.570	7	961	SIM	1:13.365	1:13.521	0.156
8	961	SIM	47.676	169	CUNNINGHAM	25.679	8	511	CLARKE	1:13.380	1:13.380	0.000
9	511	CLARKE	47.826	961	SIM	25.689	9	37	LATHAM	1:13.463	1:13.558	0.095
10	169	CUNNINGHAM	47.844	33	CARPENTER	25.779	10	169	CUNNINGHAM	1:13.523	1:13.792	0.269
11	779	BRIAN	47.866	779	BRIAN	25.787	11	779	BRIAN	1:13.653	1:14.411	0.758
12	87	POVAH	47.979	37	LATHAM	25.850	12	5	REYNOLDS	1:13.964	1:14.189	0.225
13	5	REYNOLDS	48.073	84	LAIDLAW	25.876	13	87	POVAH	1:13.991	1:14.313	0.322
14	17	SHANN	48.136	5	REYNOLDS	25.891	14	17	SHANN	1:14.090	1:14.094	0.004
15	151	JONES	48.423	17	SHANN	25.954	15	33	CARPENTER	1:14.352	1:14.352	0.000
16	42	JOHNSON	48.470	87	POVAH	26.012	16	84	LAIDLAW	1:14.389	1:14.389	0.000
17	84	LAIDLAW	48.513	151	JONES	26.061	17	151	JONES	1:14.484	1:14.484	0.000
18	33	CARPENTER	48.573	168	DALRYMPLE	26.098	18	168	DALRYMPLE	1:14.751	1:14.887	0.136
19	168	DALRYMPLE	48.653	78	EVANS	26.190	19	42	JOHNSON	1:14.845	1:14.910	0.065
20	78	EVANS	48.717	42	JOHNSON	26.375	20	78	EVANS	1:14.907	1:15.155	0.248
21	79	GARNER	49.641	686	SPILLER	26.552	21	686	SPILLER	1:16.341	1:16.906	0.565
22	686	SPILLER	49.789	211	SHIPTON	26.715	22	79	GARNER	1:16.474	1:16.474	0.000
23	73	THOMAS	50.078	79	GARNER	26.833	23	73	THOMAS	1:17.119	1:17.196	0.077
24	62	NUNN	50.507	62	NUNN	26.992	24	211	SHIPTON	1:17.235	1:17.529	0.294
25	211	SHIPTON	50.520	73	THOMAS	27.041	25	62	NUNN	1:17.499	1:17.499	0.000
26	45	MARSH	50.706	45	MARSH	27.084	26	45	MARSH	1:17.790	1:17.900	0.110
27	18	KELLY	52.193	18	KELLY	27.822	27	18	KELLY	1:20.015	1:20.015	0.000
28	4	SPALDING	52.565	4	SPALDING	28.081	28	4	SPALDING	1:20.646	1:20.646	0.000

BMCRC - MRO Championships 2022 - Rnd 8 @ Donington Park National

DART Motorsport MRO 600/GP2 inc Clubman 600

RACE 4 - STATISTICS

Competitors Started 28
Planned Start 2022-09-03 @ 12:41:00.000
Actual Start 2022-09-03 @ 12:37:43.644
Finish Time 2022-09-03 @ 12:46:10.678
Track Length 1.9790mi.
Total Laps 191
Total Distance Covered 378.0018mi.

Session Fastest Lap History

NO	CL	NAME	LAP TIME	TIME OF DAY	LAP	VEHICLE
82		James BULL	1:11.990	12:40:10.962	2	Kawasaki ZX6R 636
82		James BULL	1:11.904	12:41:22.866	3	Kawasaki ZX6R 636
93		Mikey HARDIE	1:11.838	12:41:24.643	3	Kawasaki ZX6R
82		James BULL	1:11.739	12:42:34.605	4	Kawasaki ZX6R 636

Session Leader History

NO	CL	NAME	FROM LAP	LAPS LED	DISTANCE	VEHICLE
82		James BULL	1	7	13.81 miles	Kawasaki ZX6R 636

Flag History

TYPE	TIME OF DAY
GREEN	12:37:43.644
FINISH	12:46:10.678

Flag Statistics

TYPE	COUNT	TOTAL LAPS	TOTAL TIME
Green	1	7	9:50.465
Red	0	0	0.000
Safety Car	0	0	0.000
FCY	0	0	0.000

BMCRC - MRO Championships 2022 - Rnd 8 @ Donington Park National

DART Motorsport MRO 600/GP2 inc Clubman 600

RACE 4 - STATISTICS

CLASS :

12 Starters

Fastest Lap History

NO	NAME	LAP TIME	TIME OF DAY	LAP	VEHICLE
82	James BULL	1:11.990	12:40:10.962	2	Kawasaki ZX6R 636
82	James BULL	1:11.904	12:41:22.866	3	Kawasaki ZX6R 636
93	Mikey HARDIE	1:11.838	12:41:24.643	3	Kawasaki ZX6R
82	James BULL	1:11.739	12:42:34.605	4	Kawasaki ZX6R 636

Leader History

NO	NAME	FROM LAP	LAPS LED	DISTANCE	VEHICLE
82	James BULL	1	7	13.81 miles	Kawasaki ZX6R 636

BMCRC - MRO Championships 2022 - Rnd 8 @ Donington Park National

DART Motorsport MRO 600/GP2 inc Clubman 600

RACE 4 - STATISTICS

CLASS : C

14 Starters

Fastest Lap History

NO	NAME	LAP TIME	TIME OF DAY	LAP	VEHICLE
212	Matt PALLETT	1:15.272	12:40:18.270	2	Yamaha R6
511	Ross CLARKE	1:14.768	12:40:18.495	2	Kawasaki ZX600RR
33	Aaren CARPENTER	1:14.352	12:40:18.982	2	Kawasaki ZX6R
212	Matt PALLETT	1:14.084	12:42:47.004	4	Yamaha R6
511	Ross CLARKE	1:13.856	12:44:01.275	5	Kawasaki ZX600RR
511	Ross CLARKE	1:13.744	12:45:15.019	6	Kawasaki ZX600RR
212	Matt PALLETT	1:12.724	12:46:27.959	7	Yamaha R6

Leader History

NO	NAME	FROM LAP	LAPS LED	DISTANCE	VEHICLE
212	Matt PALLETT	1	5	9.85 miles	Yamaha R6
511	Ross CLARKE	6	1	1.97 miles	Kawasaki ZX600RR
212	Matt PALLETT	7	1	1.97 miles	Yamaha R6

BMCRC - MRO Championships 2022 - Rnd 8 @ Donington Park National

DART Motorsport MRO 600/GP2 inc Clubman 600

RACE 4 - STATISTICS

CLASS : GP2

2 Starters

Fastest Lap History

NO	NAME	LAP TIME	TIME OF DAY	LAP	VEHICLE
661	Cameron HARRIS	1:13.534	12:40:14.022	2	Triumph 675R
661	Cameron HARRIS	1:12.611	12:41:26.633	3	Triumph 675R

Leader History

NO	NAME	FROM LAP	LAPS LED	DISTANCE	VEHICLE
661	Cameron HARRIS	1	7	13.81 miles	Triumph 675R

BMCRC - MRO Championships 2022 - Rnd 8 @ Donington Park National



DART Motorsport MRO 600/GP2 inc Clubman 600

RACE 14 - GRID (7 Laps)

ROW 10	30 30 Owen MELLOR	29 179 Nick BARNES	28 4 Tom SPALDING	1:20.646
ROW 9	27 18 Blake KELLY	26 45 Jake MARSH	25 211 Taylor SHIPTON	1:20.015 1:17.900 1:17.529
ROW 8	24 62 Oliver NUNN	23 73 Jamie THOMAS	22 686 Liam SPILLER	1:17.499 1:17.196 1:16.906
ROW 7	21 79 Thomas GARNER	20 78 Mark EVANS	19 42 Christopher JOHNSON	1:16.474 1:15.155 1:14.910
ROW 6	18 168 Aaron DALRYMPLE	17 151 Chloe JONES	16 779 Terry BRIAN	1:14.887 1:14.484 1:14.411
ROW 5	15 84 Sam LAIDLAW	14 33 Aaren CARPENTER	13 87 Keith POVAH	1:14.389 1:14.352 1:14.313
ROW 4	12 5 John REYNOLDS	11 17 Toby SHANN	10 169 Gareth CUNNINGHAM	1:14.189 1:14.094 1:13.792
ROW 3	9 37 Alex LATHAM	8 961 Jack SIM	7 511 Ross CLARKE	1:13.558 1:13.521 1:13.380
ROW 2	6 212 Matt PALLETT	5 661 Cameron HARRIS	4 22 Corey TINKER	1:12.724 1:12.611 1:12.103
ROW 1	3 15 Harrison CROSBY	2 93 Mikey HARDIE	1 82 James BULL	1:11.928 1:11.838 1:11.739
Pole				

Donington Park National: 1.9790 miles

These results are provisional until the conclusion of any judicial and technical matters.

Clerk Of Course :	Stewards :	Timekeeper : <i>Craig Smith</i>
-------------------	------------	------------------------------------

Results can be found at www.tsl-timing.com

Printed - 12:49 Saturday, 03 September 2022



BMCRC - MRO Championships 2022 - Rnd 8 @ Donington Park National



DART Motorsport MRO 600/GP2 inc Clubman 600

RACE 14 - CLASSIFICATION

POS	NO	CL	PIC NAME	ENTRY	LAPS	TIME	GAP	DIFF	MPH	BEST	ON
1	82		1 James BULL	Kawasaki ZX6R 636 - team bull racing	7	8:32.902			96.96	1:12.037	7
2	93		2 Mikey HARDIE	Kawasaki ZX6R - 113 Events / Affinity academy	7	8:33.083	0.181	0.181	96.93	1:11.868	6
3	22		3 Corey TINKER	Yamaha R6 - Aquatix-2U	7	8:33.662	0.760	0.579	96.82	1:11.978	7
4	15		4 Harrison CROSBY	Yamaha YZF - Mum & Dad	7	8:34.344	1.442	0.682	96.69	1:11.972	6
5	961		5 Jack SIM	Kawasaki ZX6 R - Vanguard Motorsport, Platform Li	7	8:40.178	7.276	5.834	95.61	1:12.553	6
6	661	GP2	1 Cameron HARRIS	Triumph 675R - Harris / Tony Scott Motorsport	7	8:40.685	7.783	0.507	95.52	1:12.647	4
7	511	C	1 Ross CLARKE	Kawasaki ZX600RR - Ross clarke Farriery	7	8:41.202	8.300	0.517	95.42	1:12.990	4
8	212	C	2 Matt PALLETT	Yamaha R6 - BDA Chartered Architects	7	8:46.202	13.300	5.000	94.51	1:13.682	4
9	37		6 Alex LATHAM	Triumph DAYTONA - BR-8 / McCrash Racing	7	8:46.244	13.342	0.042	94.51	1:13.671	7
10	33	C	3 Aaren CARPENTER	Kawasaki ZX6R - Slugrow Racing	7	8:48.845	15.943	2.601	94.04	1:14.434	4
11	87		7 Keith POVAH	Yamaha R6 - Huge thank you to Bobbi & Jon Saund	7	8:51.802	18.900	2.957	93.52	1:14.233	6
12	84	C	4 Sam LAIDLAW	Yamaha R6 - LFR	7	8:52.387	19.485	0.585	93.42	1:14.426	6
13	151		8 Chloe JONES	Yamaha R6 - RICH ENERGY OMG RACING	7	8:54.732	21.830	2.345	93.01	1:14.617	4
14	168	C	5 Aaron DALRYMPLE	Yamaha R6 - Team Blumpkin Racing	7	8:55.771	22.869	1.039	92.83	1:15.030	6
15	779	C	6 Terry BRIAN	Yamaha R6 - Two Techs Renault Specialist	7	8:57.658	24.756	1.887	92.50	1:14.667	4
16	17		9 Toby SHANN	Triumph 675 -	7	8:57.747	24.845	0.089	92.48	1:15.123	6
17	78	GP2	2 Mark EVANS	Harris MOTO 2 - PHG contracting	7	8:57.766	24.864	0.019	92.48	1:15.042	4
18	79	C	7 Thomas GARNER	Yamaha R6 -	7	9:12.959	40.057	15.193	89.94	1:16.608	7
19	42		10 Christopher JOHNSON	Yamaha R6 - Team Evergreen	7	9:15.004	42.102	2.045	89.61	1:16.659	5
20	686	C	8 Liam SPILLER	Yamaha R6 - LD Renovate Ltd	7	9:16.426	43.524	1.422	89.38	1:17.330	5
21	45	C	9 Jake MARSH	Kawasaki ZX6R - Zipped Up Racing	7	9:16.937	44.035	0.511	89.30	1:17.446	5
22	211	C	10 Taylor SHIPTON	Yamaha YZF R6 - Unrestricted Isle	7	9:16.962	44.060	0.025	89.29	1:17.632	2
23	73	C	11 Jamie THOMAS	Yamaha R6 - Team RubyRacing	7	9:17.237	44.335	0.275	89.25	1:17.725	7
24	62	C	12 Oliver NUNN	Yamaha R6 - Intertechnic UK & STVL	7	9:20.699	47.797	3.462	88.70	1:18.110	6
25	18	C	13 Blake KELLY	Yamaha R6 - Unrestricted Isle	7	9:29.709	56.807	9.010	87.30	1:19.746	3
26	30	C	14 Owen MELLOR	Kawaski ZX-6 - BDS Motorcycles	7	9:30.564	57.662	0.855	87.16	1:19.294	4
27	4	C	15 Tom SPALDING	Triumph 675R - Specialised Electrical Services Ltd	7	9:46.177	1:13.275	15.613	84.84	1:21.271	2

NOT CLASSIFIED

DNF	5		John REYNOLDS	Yamaha R6 - Fins Motorcycles	6	7:39.709	1 Lap	1 Lap	92.69	1:15.231	5
DNF	169		Gareth CUNNINGHAM	Yamaha R6 - Burnham cars ltd	4	5:05.642	3 Laps	2 Laps	92.79	1:14.348	3

FASTEST LAP

	93		Mikey HARDIE	Kawasaki ZX6R - 113 Events / Affinity academy	6	1:11.868			99.13 mph	159.54 kph
	661	GP2	Cameron HARRIS	Triumph 675R - Harris / Tony Scott Motorsport	4	1:12.647			98.07 mph	157.83 kph
	511	C	Ross CLARKE	Kawasaki ZX600RR - Ross clarke Farriery	4	1:12.990			97.61 mph	157.09 kph

Class - 92.5% of Race Speed = 89.68 mph
 Class GP2 - 92.5% of Race Speed = 88.35 mph
 Class C - 92.5% of Race Speed = 88.26 mph

Weather / Track : Bright / Dry

These results are provisional until the conclusion of any judicial and technical matters.

Race Distance: 7 Laps / 13.85 miles
 Donington Park National: 1.9790 miles
 Date: 03/09/2022 Start: 16:15 Finish: 16:23

Clerk Of Course :	Stewards :	Timekeeper : <i>Craig Smith</i>
-------------------	------------	------------------------------------

Results can be found at www.tsl-timing.com

Printed - 16:25 Saturday, 03 September 2022



BMCRC - MRO Championships 2022 - Rnd 8 @ Donington Park National

DART Motorsport MRO 600/GP2 inc Clubman 600

RACE 14 - LAP CHART

LAP 1 @ 16:16:20.318			LAP 3 @ 16:18:47.053			LAP 5 @ 16:21:12.627			LAP 7 @ 16:23:37.328		
NO	BEHIND	LAP TIME	NO	BEHIND	LAP TIME	NO	BEHIND	LAP TIME	NO	BEHIND	LAP TIME
82		1:15.892	82		1:13.379	82		1:12.663	82		1:12.037
93	1.262	1:17.154	15	1.452	1:13.184	93	1.043	1:12.451	93	0.181	1:11.971
15	1.607	1:17.499	93	1.603	1:13.188	15	1.252	1:12.756	22	0.760	1:11.978
22	2.357	1:18.249	22	1.890	1:12.834	22	1.359	1:12.622	15	1.442	1:12.919
661	3.650	1:19.542	661	2.879	1:12.729	661	3.593	1:13.641	961	7.276	1:12.807
961	3.746	1:19.638	961	5.481	1:13.881	511	6.597	1:13.117	661	7.783	1:14.341
511	3.958	1:19.850	511	6.064	1:13.832	961	6.617	1:13.384	511	8.300	1:13.374
212	4.059	1:19.951	169	6.396	1:14.348	212	9.755	1:13.981	212	13.300	1:13.842
169	4.141	1:20.033	212	7.666	1:14.700	37	10.273	1:14.327	37	13.342	1:13.671
37	4.553	1:20.445	37	7.670	1:14.678	33	11.189	1:14.437	33	15.943	1:14.879
33	4.881	1:20.773	33	7.892	1:14.447	87	14.312	1:14.892	87	18.900	1:15.056
5	5.083	1:20.975	87	10.229	1:14.873	84	14.482	1:14.460	84	19.485	1:15.278
84	5.450	1:21.342	84	10.819	1:15.593	151	15.694	1:15.272	151	21.830	1:15.383
151	5.892	1:21.784	5	11.160	1:15.862	5	16.244	1:15.231	168	22.869	1:15.552
87	6.377	1:22.269	151	11.379	1:15.930	168	16.988	1:15.031	779	24.756	1:16.178
168	6.702	1:22.594	168	12.175	1:16.212	78	17.909	1:15.264	17	24.845	1:15.403
78	7.154	1:23.046	17	12.794	1:16.735	779	18.282	1:14.991	78	24.864	1:16.373
17	7.424	1:23.316	78	13.177	1:15.862	17	19.020	1:16.223	79	40.057	1:16.608
779	8.454	1:24.346	779	14.198	1:15.300	79	30.337	1:18.175	42	42.102	1:17.211
211	9.114	1:25.006	211	18.227	1:18.216	211	30.370	1:19.014	686	43.524	1:18.696
79	9.993	1:25.885	79	20.298	1:18.587	686	31.050	1:17.330	45	44.035	1:18.693
42	10.161	1:26.053	686	21.916	1:18.146	42	31.234	1:16.659	211	44.060	1:19.570
73	10.476	1:26.368	42	22.294	1:18.960	45	32.524	1:17.446	73	44.335	1:17.725
686	10.696	1:26.588	73	22.337	1:18.954	73	32.784	1:17.804	62	47.797	1:18.386
45	11.008	1:26.900	45	22.570	1:18.979	62	36.002	1:18.180	18	56.807	1:20.385
30	11.379	1:27.271	30	23.863	1:19.633	30	38.128	1:20.545	30	57.662	1:22.669
62	12.448	1:28.340	62	24.900	1:18.858	18	40.934	1:19.827	4	1:13.275	1:25.025
4	12.797	1:28.689	18	26.890	1:19.746	4	48.312	1:22.970			
18	13.452	1:29.344	4	29.583	1:22.250						

LAP 2 @ 16:17:33.674			LAP 4 @ 16:19:59.964			LAP 6 @ 16:22:25.291		
NO	BEHIND	LAP TIME	NO	BEHIND	LAP TIME	NO	BEHIND	LAP TIME
82		1:13.356	82		1:12.911	82		1:12.664
15	1.647	1:13.396	15	1.159	1:12.618	93	0.247	1:11.868
93	1.794	1:13.888	93	1.255	1:12.563	15	0.560	1:11.972
22	2.435	1:13.434	22	1.400	1:12.421	22	0.819	1:12.124
661	3.529	1:13.235	661	2.615	1:12.647	661	5.479	1:14.550
961	4.979	1:14.589	961	5.896	1:13.326	961	6.506	1:12.553
169	5.427	1:14.642	511	6.143	1:12.990	511	6.963	1:13.030
511	5.611	1:15.009	212	8.437	1:13.682	212	11.495	1:14.404
212	6.345	1:15.642	37	8.609	1:13.850	37	11.708	1:14.099
37	6.371	1:15.174	33	9.415	1:14.434	33	13.101	1:14.576
33	6.824	1:15.299	169	10.104	1:16.619	87	15.881	1:14.233
84	8.605	1:16.511	87	12.083	1:14.765	84	16.244	1:14.426
5	8.677	1:16.950	84	12.685	1:14.777	151	18.484	1:15.454
87	8.735	1:15.714	151	13.085	1:14.617	5	18.844	1:15.264
151	8.828	1:16.292	5	13.676	1:15.427	168	19.354	1:15.030
168	9.342	1:15.996	168	14.620	1:15.356	78	20.528	1:15.283
17	9.438	1:15.370	78	15.308	1:15.042	779	20.615	1:14.997
78	10.694	1:16.896	17	15.460	1:15.577	17	21.479	1:15.123
779	12.277	1:17.179	779	15.954	1:14.667	79	35.486	1:17.813
211	13.390	1:17.632	211	24.019	1:18.703	211	36.527	1:18.821
79	15.090	1:18.453	79	24.825	1:17.438	686	36.865	1:18.479
42	16.713	1:19.908	686	26.383	1:17.378	42	36.928	1:18.358
73	16.762	1:19.642	42	27.238	1:17.855	45	37.379	1:17.519
45	16.970	1:19.318	73	27.643	1:18.217	73	38.647	1:18.527
686	17.149	1:19.809	45	27.741	1:18.082	62	41.448	1:18.110
30	17.609	1:19.586	30	30.246	1:19.294	30	47.030	1:21.566
62	19.421	1:20.329	62	30.485	1:18.496	18	48.459	1:20.189
18	20.523	1:20.427	18	33.770	1:19.791	4	1:00.287	1:24.639
4	20.712	1:21.271	4	38.005	1:21.333			

BMCRC - MRO Championships 2022 - Rnd 8 @ Donington Park National

DART Motorsport MRO 600/GP2 inc Clubman 600

RACE 14 - SECTOR ANALYSIS



SECTOR 1 = FL to I1, SECTOR 2 = I1 to FL, DIFF = Difference To Personal Best Lap, P = Crossed Finish Line in Pit Lane, D = Time Disallowed

P1 82		James BULL		Kawasaki ZX6R 636 - team bull racing		
IDEAL LAP TIME : 1:12.037		BEST LAP TIME : 1:12.037		DIFFERENCE : 0.000		
LAP	SECTOR 1	SECTOR 2	LAP TIME	MPH	DIFF	TIME OF DAY
1 -		25.644	1:15.892	93.87	3.855	16:16:20.318
2 -	47.524	25.832	1:13.356	97.12	1.319	16:17:33.674
3 -	47.496	25.883	1:13.379	97.09	1.342	16:18:47.053
4 -	47.091	25.820	1:12.911	97.71	0.874	16:19:59.964
5 -	46.921	25.742	1:12.663 (2)	98.05	0.626	16:21:12.627
6 -	46.784	25.880	1:12.664 (3)	98.04	0.627	16:22:25.291
7 -	46.517	25.520	1:12.037 (1)	98.90		16:23:37.328

P2 93		Mikey HARDIE		Kawasaki ZX6R - 113 Events / Affinity academy		
IDEAL LAP TIME : 1:11.458		BEST LAP TIME : 1:11.868		DIFFERENCE : 0.410		
LAP	SECTOR 1	SECTOR 2	LAP TIME	MPH	DIFF	TIME OF DAY
1 -		25.437	1:17.154	92.34	5.286	16:16:21.580
2 -	47.996	25.892	1:13.888	96.42	2.020	16:17:35.468
3 -	47.772	25.416	1:13.188	97.34	1.320	16:18:48.656
4 -	47.329	25.234	1:12.563	98.18	0.695	16:20:01.219
5 -	47.167	25.284	1:12.451 (3)	98.33	0.583	16:21:13.670
6 -	46.809	25.059	1:11.868 (1)	99.13		16:22:25.538
7 -	46.399	25.572	1:11.971 (2)	98.99	0.103	16:23:37.509

P3 22		Corey TINKER		Yamaha R6 - Aquatix-2U		
IDEAL LAP TIME : 1:11.884		BEST LAP TIME : 1:11.978		DIFFERENCE : 0.094		
LAP	SECTOR 1	SECTOR 2	LAP TIME	MPH	DIFF	TIME OF DAY
1 -		25.894	1:18.249	91.05	6.271	16:16:22.675
2 -	47.825	25.609	1:13.434	97.02	1.456	16:17:36.109
3 -	47.409	25.425	1:12.834	97.82	0.856	16:18:48.943
4 -	47.306	25.115	1:12.421 (3)	98.37	0.443	16:20:01.364
5 -	47.248	25.374	1:12.622	98.10	0.644	16:21:13.986
6 -	47.002	25.122	1:12.124 (2)	98.78	0.146	16:22:26.110
7 -	46.769	25.209	1:11.978 (1)	98.98		16:23:38.088

P4 15		Harrison CROSBY		Yamaha YZF - Mum & Dad		
IDEAL LAP TIME : 1:11.972		BEST LAP TIME : 1:11.972		DIFFERENCE : 0.000		
LAP	SECTOR 1	SECTOR 2	LAP TIME	MPH	DIFF	TIME OF DAY
1 -		25.932	1:17.499	91.93	5.527	16:16:21.925
2 -	47.914	25.482	1:13.396	97.07	1.424	16:17:35.321
3 -	47.716	25.468	1:13.184	97.35	1.212	16:18:48.505
4 -	47.344	25.274	1:12.618 (2)	98.11	0.646	16:20:01.123
5 -	47.138	25.618	1:12.756 (3)	97.92	0.784	16:21:13.879
6 -	46.839	25.133	1:11.972 (1)	98.99		16:22:25.851
7 -	47.420	25.499	1:12.919	97.70	0.947	16:23:38.770

P5 961		Jack SIM		Kawasaki ZX6 R - Vanguard Motorsport, Platform Lift Engineers		
IDEAL LAP TIME : 1:12.553		BEST LAP TIME : 1:12.553		DIFFERENCE : 0.000		
LAP	SECTOR 1	SECTOR 2	LAP TIME	MPH	DIFF	TIME OF DAY
1 -		26.878	1:19.638	89.46	7.085	16:16:24.064
2 -	48.766	25.823	1:14.589	95.51	2.036	16:17:38.653
3 -	48.258	25.623	1:13.881	96.43	1.328	16:18:52.534
4 -	47.696	25.630	1:13.326 (3)	97.16	0.773	16:20:05.860
5 -	47.837	25.547	1:13.384	97.08	0.831	16:21:19.244
6 -	47.087	25.466	1:12.553 (1)	98.19		16:22:31.797
7 -	47.265	25.542	1:12.807 (2)	97.85	0.254	16:23:44.604

BMCRC - MRO Championships 2022 - Rnd 8 @ Donington Park National

DART Motorsport MRO 600/GP2 inc Clubman 600

RACE 14 - SECTOR ANALYSIS



SECTOR 1 = FL to I1, SECTOR 2 = I1 to FL, DIFF = Difference To Personal Best Lap, P = Crossed Finish Line in Pit Lane, D = Time Disallowed

P6 661 GP2 Cameron HARRIS		Triumph 675R - Harris / Tony Scott Motorsport				
IDEAL LAP TIME : 1:12.647		BEST LAP TIME : 1:12.647		DIFFERENCE : 0.000		
LAP	SECTOR 1	SECTOR 2	LAP TIME	MPH	DIFF	TIME OF DAY
1 -		26.696	1:19.542	89.57	6.895	16:16:23.968
2 -	47.654	25.581	1:13.235 (3)	97.28	0.588	16:17:37.203
3 -	47.134	25.595	1:12.729 (2)	97.96	0.082	16:18:49.932
4 -	47.085	25.562	1:12.647 (1)	98.07		16:20:02.579
5 -	47.828	25.813	1:13.641	96.74	0.994	16:21:16.220
6 -	48.279	26.271	1:14.550	95.56	1.903	16:22:30.770
7 -	48.619	25.722	1:14.341	95.83	1.694	16:23:45.111

P7 511 C Ross CLARKE		Kawasaki ZX600RR - Ross clarke Farriery				
IDEAL LAP TIME : 1:12.959		BEST LAP TIME : 1:12.990		DIFFERENCE : 0.031		
LAP	SECTOR 1	SECTOR 2	LAP TIME	MPH	DIFF	TIME OF DAY
1 -		27.249	1:19.850	89.22	6.860	16:16:24.276
2 -	49.160	25.849	1:15.009	94.98	2.019	16:17:39.285
3 -	48.157	25.675	1:13.832	96.49	0.842	16:18:53.117
4 -	47.353	25.637	1:12.990 (1)	97.61		16:20:06.107
5 -	47.322	25.795	1:13.117 (3)	97.44	0.127	16:21:19.224
6 -	47.381	25.649	1:13.030 (2)	97.55	0.040	16:22:32.254
7 -	47.579	25.795	1:13.374	97.10	0.384	16:23:45.628

P8 212 C Matt PALLETT		Yamaha R6 - BDA Chartered Architects				
IDEAL LAP TIME : 1:13.498		BEST LAP TIME : 1:13.682		DIFFERENCE : 0.184		
LAP	SECTOR 1	SECTOR 2	LAP TIME	MPH	DIFF	TIME OF DAY
1 -		26.597	1:19.951	89.11	6.269	16:16:24.377
2 -	49.475	26.167	1:15.642	94.18	1.960	16:17:40.019
3 -	48.577	26.123	1:14.700	95.37	1.018	16:18:54.719
4 -	47.925	25.757	1:13.682 (1)	96.69		16:20:08.401
5 -	48.408	25.573	1:13.981 (3)	96.30	0.299	16:21:22.382
6 -	48.459	25.945	1:14.404	95.75	0.722	16:22:36.786
7 -	48.265	25.577	1:13.842 (2)	96.48	0.160	16:23:50.628

P9 37 Alex LATHAM		Triumph DAYTONA - BR-8 / McCrash Racing				
IDEAL LAP TIME : 1:13.542		BEST LAP TIME : 1:13.671		DIFFERENCE : 0.129		
LAP	SECTOR 1	SECTOR 2	LAP TIME	MPH	DIFF	TIME OF DAY
1 -		26.652	1:20.445	88.56	6.774	16:16:24.871
2 -	49.199	25.975	1:15.174	94.77	1.503	16:17:40.045
3 -	48.322	26.356	1:14.678	95.40	1.007	16:18:54.723
4 -	48.180	25.670	1:13.850 (2)	96.47	0.179	16:20:08.573
5 -	48.421	25.906	1:14.327	95.85	0.656	16:21:22.900
6 -	48.307	25.792	1:14.099 (3)	96.15	0.428	16:22:36.999
7 -	48.309	25.362	1:13.671 (1)	96.70		16:23:50.670

P10 33 C Aaren CARPENTER		Kawasaki ZX6R - Slugcrow Racing				
IDEAL LAP TIME : 1:14.391		BEST LAP TIME : 1:14.434		DIFFERENCE : 0.043		
LAP	SECTOR 1	SECTOR 2	LAP TIME	MPH	DIFF	TIME OF DAY
1 -		26.716	1:20.773	88.20	6.339	16:16:25.199
2 -	49.144	26.155	1:15.299	94.61	0.865	16:17:40.498
3 -	48.483	25.964	1:14.447 (3)	95.70	0.013	16:18:54.945
4 -	48.428	26.006	1:14.434 (1)	95.71		16:20:09.379
5 -	48.433	26.004	1:14.437 (2)	95.71	0.003	16:21:23.816
6 -	48.613	25.963	1:14.576	95.53	0.142	16:22:38.392
7 -	48.624	26.255	1:14.879	95.14	0.445	16:23:53.271

BMCRC - MRO Championships 2022 - Rnd 8 @ Donington Park National

DART Motorsport MRO 600/GP2 inc Clubman 600

RACE 14 - SECTOR ANALYSIS



SECTOR 1 = FL to I1, SECTOR 2 = I1 to FL, DIFF = Difference To Personal Best Lap, P = Crossed Finish Line in Pit Lane, D = Time Disallowed

P11 87		Keith POVAH		Yamaha R6 - Huge thank you to Bobbi & Jon Saunders xx		
IDEAL LAP TIME : 1:14.182		BEST LAP TIME : 1:14.233		DIFFERENCE : 0.051		
LAP	SECTOR 1	SECTOR 2	LAP TIME	MPH	DIFF	TIME OF DAY
1 -		26.410	1:22.269	86.60	8.036	16:16:26.695
2 -	49.111	26.603	1:15.714	94.09	1.481	16:17:42.409
3 -	48.598	26.275	1:14.873 (3)	95.15	0.640	16:18:57.282
4 -	48.702	26.063	1:14.765 (2)	95.29	0.532	16:20:12.047
5 -	48.707	26.185	1:14.892	95.13	0.659	16:21:26.939
6 -	48.119	26.114	1:14.233 (1)	95.97		16:22:41.172
7 -	48.308	26.748	1:15.056	94.92	0.823	16:23:56.228

P12 84 C		Sam LAIDLAW		Yamaha R6 - LFR		
IDEAL LAP TIME : 1:14.007		BEST LAP TIME : 1:14.426		DIFFERENCE : 0.419		
LAP	SECTOR 1	SECTOR 2	LAP TIME	MPH	DIFF	TIME OF DAY
1 -		26.540	1:21.342	87.58	6.916	16:16:25.768
2 -	49.572	26.939	1:16.511	93.11	2.085	16:17:42.279
3 -	49.449	26.144	1:15.593	94.25	1.167	16:18:57.872
4 -	48.821	25.956	1:14.777 (3)	95.27	0.351	16:20:12.649
5 -	48.550	25.910	1:14.460 (2)	95.68	0.034	16:21:27.109
6 -	48.463	25.963	1:14.426 (1)	95.72		16:22:41.535
7 -	48.097	27.181	1:15.278	94.64	0.852	16:23:56.813

P13 151		Chloe JONES		Yamaha R6 - RICH ENERGY OMG RACING		
IDEAL LAP TIME : 1:14.617		BEST LAP TIME : 1:14.617		DIFFERENCE : 0.000		
LAP	SECTOR 1	SECTOR 2	LAP TIME	MPH	DIFF	TIME OF DAY
1 -		26.690	1:21.784	87.11	7.167	16:16:26.210
2 -	49.413	26.879	1:16.292	93.38	1.675	16:17:42.502
3 -	49.715	26.215	1:15.930	93.83	1.313	16:18:58.432
4 -	48.510	26.107	1:14.617 (1)	95.48		16:20:13.049
5 -	48.534	26.738	1:15.272 (2)	94.65	0.655	16:21:28.321
6 -	49.036	26.418	1:15.454	94.42	0.837	16:22:43.775
7 -	49.001	26.382	1:15.383 (3)	94.51	0.766	16:23:59.158

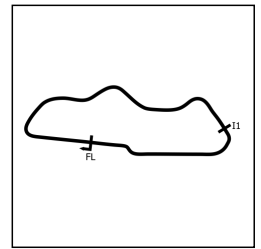
P14 168 C		Aaron DALRYMPLE		Yamaha R6 - Team Blumpkin Racing		
IDEAL LAP TIME : 1:14.785		BEST LAP TIME : 1:15.030		DIFFERENCE : 0.245		
LAP	SECTOR 1	SECTOR 2	LAP TIME	MPH	DIFF	TIME OF DAY
1 -		26.980	1:22.594	86.26	7.564	16:16:27.020
2 -	49.248	26.748	1:15.996	93.75	0.966	16:17:43.016
3 -	49.463	26.749	1:16.212	93.48	1.182	16:18:59.228
4 -	49.086	26.270	1:15.356 (3)	94.54	0.326	16:20:14.584
5 -	49.075	25.956	1:15.031 (2)	94.95	0.001	16:21:29.615
6 -	48.829	26.201	1:15.030 (1)	94.95		16:22:44.645
7 -	49.135	26.417	1:15.552	94.30	0.522	16:24:00.197

P15 779 C		Terry BRIAN		Yamaha R6 - Two Techs Renault Specialist		
IDEAL LAP TIME : 1:14.513		BEST LAP TIME : 1:14.667		DIFFERENCE : 0.154		
LAP	SECTOR 1	SECTOR 2	LAP TIME	MPH	DIFF	TIME OF DAY
1 -		27.113	1:24.346	84.46	9.679	16:16:28.772
2 -	50.322	26.857	1:17.179	92.31	2.512	16:17:45.951
3 -	49.028	26.272	1:15.300	94.61	0.633	16:19:01.251
4 -	48.360	26.307	1:14.667 (1)	95.41		16:20:15.918
5 -	48.838	26.153	1:14.991 (2)	95.00	0.324	16:21:30.909
6 -	48.720	26.277	1:14.997 (3)	94.99	0.330	16:22:45.906
7 -	49.011	27.167	1:16.178	93.52	1.511	16:24:02.084

BMCRC - MRO Championships 2022 - Rnd 8 @ Donington Park National

DART Motorsport MRO 600/GP2 inc Clubman 600

RACE 14 - SECTOR ANALYSIS



SECTOR 1 = FL to I1, SECTOR 2 = I1 to FL, DIFF = Difference To Personal Best Lap, P = Crossed Finish Line in Pit Lane, D = Time Disallowed

P16 17		Toby SHANN		Triumph 675 -		
IDEAL LAP TIME : 1:14.932		BEST LAP TIME : 1:15.123		DIFFERENCE : 0.191		
LAP	SECTOR 1	SECTOR 2	LAP TIME	MPH	DIFF	TIME OF DAY
1 -		26.920	1:23.316	85.51	8.193	16:16:27.742
2 -	49.266	26.104	1:15.370 (2)	94.52	0.247	16:17:43.112
3 -	49.624	27.111	1:16.735	92.84	1.612	16:18:59.847
4 -	48.963	26.614	1:15.577	94.26	0.454	16:20:15.424
5 -	49.631	26.592	1:16.223	93.47	1.100	16:21:31.647
6 -	48.864	26.259	1:15.123 (1)	94.83		16:22:46.770
7 -	48.828	26.575	1:15.403 (3)	94.48	0.280	16:24:02.173

P17 78 GP2		Mark EVANS		Harris MOTO 2 - PHG contracting		
IDEAL LAP TIME : 1:15.042		BEST LAP TIME : 1:15.042		DIFFERENCE : 0.000		
LAP	SECTOR 1	SECTOR 2	LAP TIME	MPH	DIFF	TIME OF DAY
1 -		26.755	1:23.046	85.79	8.004	16:16:27.472
2 -	50.219	26.677	1:16.896	92.65	1.854	16:17:44.368
3 -	49.215	26.647	1:15.862	93.91	0.820	16:19:00.230
4 -	48.786	26.256	1:15.042 (1)	94.94		16:20:15.272
5 -	48.911	26.353	1:15.264 (2)	94.66	0.222	16:21:30.536
6 -	48.854	26.429	1:15.283 (3)	94.63	0.241	16:22:45.819
7 -	49.391	26.982	1:16.373	93.28	1.331	16:24:02.192

P18 79 C		Thomas GARNER		Yamaha R6 -		
IDEAL LAP TIME : 1:16.608		BEST LAP TIME : 1:16.608		DIFFERENCE : 0.000		
LAP	SECTOR 1	SECTOR 2	LAP TIME	MPH	DIFF	TIME OF DAY
1 -		27.785	1:25.885	82.95	9.277	16:16:30.311
2 -	51.131	27.322	1:18.453	90.81	1.845	16:17:48.764
3 -	51.423	27.164	1:18.587	90.65	1.979	16:19:07.351
4 -	50.474	26.964	1:17.438 (2)	92.00	0.830	16:20:24.789
5 -	50.856	27.319	1:18.175	91.13	1.567	16:21:42.964
6 -	50.777	27.036	1:17.813 (3)	91.56	1.205	16:23:00.777
7 -	49.723	26.885	1:16.608 (1)	93.00		16:24:17.385

P19 42		Christopher JOHNSON		Yamaha R6 - Team Evergreen		
IDEAL LAP TIME : 1:16.591		BEST LAP TIME : 1:16.659		DIFFERENCE : 0.068		
LAP	SECTOR 1	SECTOR 2	LAP TIME	MPH	DIFF	TIME OF DAY
1 -		28.385	1:26.053	82.79	9.394	16:16:30.479
2 -	52.043	27.865	1:19.908	89.16	3.249	16:17:50.387
3 -	50.900	28.060	1:18.960	90.23	2.301	16:19:09.347
4 -	50.764	27.091	1:17.855 (3)	91.51	1.196	16:20:27.202
5 -	49.940	26.719	1:16.659 (1)	92.93		16:21:43.861
6 -	51.347	27.011	1:18.358	90.92	1.699	16:23:02.219
7 -	50.560	26.651	1:17.211 (2)	92.27	0.552	16:24:19.430

P20 686 C		Liam SPILLER		Yamaha R6 - LD Renovate Ltd		
IDEAL LAP TIME : 1:17.112		BEST LAP TIME : 1:17.330		DIFFERENCE : 0.218		
LAP	SECTOR 1	SECTOR 2	LAP TIME	MPH	DIFF	TIME OF DAY
1 -		27.690	1:26.588	82.28	9.258	16:16:31.014
2 -	52.628	27.181	1:19.809	89.27	2.479	16:17:50.823
3 -	51.062	27.084	1:18.146 (3)	91.17	0.816	16:19:08.969
4 -	50.545	26.833	1:17.378 (2)	92.07	0.048	16:20:26.347
5 -	50.279	27.051	1:17.330 (1)	92.13		16:21:43.677
6 -	51.232	27.247	1:18.479	90.78	1.149	16:23:02.156
7 -	51.612	27.084	1:18.696	90.53	1.366	16:24:20.852

BMCRC - MRO Championships 2022 - Rnd 8 @ Donington Park National

DART Motorsport MRO 600/GP2 inc Clubman 600

RACE 14 - SECTOR ANALYSIS



SECTOR 1 = FL to I1, SECTOR 2 = I1 to FL, DIFF = Difference To Personal Best Lap, P = Crossed Finish Line in Pit Lane, D = Time Disallowed

P21 45 C		Jake MARSH		Kawasaki ZX6R - Zipped Up Racing		
IDEAL LAP TIME : 1:17.324		BEST LAP TIME : 1:17.446		DIFFERENCE : 0.122		
LAP	SECTOR 1	SECTOR 2	LAP TIME	MPH	DIFF	TIME OF DAY
1 -		27.792	1:26.900	81.98	9.454	16:16:31.326
2 -	51.427	27.891	1:19.318	89.82	1.872	16:17:50.644
3 -	51.005	27.974	1:18.979	90.20	1.533	16:19:09.623
4 -	50.909	27.173	1:18.082 (3)	91.24	0.636	16:20:27.705
5 -	50.380	27.066	1:17.446 (1)	91.99		16:21:45.151
6 -	50.258	27.261	1:17.519 (2)	91.90	0.073	16:23:02.670
7 -	51.364	27.329	1:18.693	90.53	1.247	16:24:21.363

P22 211 C		Taylor SHIPTON		Yamaha YZF R6 - Unrestricted Isle		
IDEAL LAP TIME : 1:17.623		BEST LAP TIME : 1:17.632		DIFFERENCE : 0.009		
LAP	SECTOR 1	SECTOR 2	LAP TIME	MPH	DIFF	TIME OF DAY
1 -		27.365	1:25.006	83.81	7.374	16:16:29.432
2 -	50.622	27.010	1:17.632 (1)	91.77		16:17:47.064
3 -	51.215	27.001	1:18.216 (2)	91.08	0.584	16:19:05.280
4 -	51.553	27.150	1:18.703 (3)	90.52	1.071	16:20:23.983
5 -	51.178	27.836	1:19.014	90.16	1.382	16:21:42.997
6 -	51.592	27.229	1:18.821	90.39	1.189	16:23:01.818
7 -	51.436	28.134	1:19.570	89.53	1.938	16:24:21.388

P23 73 C		Jamie THOMAS		Yamaha R6 - Team RubyRacing		
IDEAL LAP TIME : 1:17.506		BEST LAP TIME : 1:17.725		DIFFERENCE : 0.219		
LAP	SECTOR 1	SECTOR 2	LAP TIME	MPH	DIFF	TIME OF DAY
1 -		27.904	1:26.368	82.49	8.643	16:16:30.794
2 -	51.752	27.890	1:19.642	89.45	1.917	16:17:50.436
3 -	50.883	28.071	1:18.954	90.23	1.229	16:19:09.390
4 -	50.741	27.476	1:18.217 (3)	91.08	0.492	16:20:27.607
5 -	50.272	27.532	1:17.804 (2)	91.57	0.079	16:21:45.411
6 -	50.985	27.542	1:18.527	90.72	0.802	16:23:03.938
7 -	50.491	27.234	1:17.725 (1)	91.66		16:24:21.663

P24 62 C		Oliver NUNN		Yamaha R6 - Intertechnic UK & STVL		
IDEAL LAP TIME : 1:18.016		BEST LAP TIME : 1:18.110		DIFFERENCE : 0.094		
LAP	SECTOR 1	SECTOR 2	LAP TIME	MPH	DIFF	TIME OF DAY
1 -		28.271	1:28.340	80.64	10.230	16:16:32.766
2 -	52.683	27.646	1:20.329	88.69	2.219	16:17:53.095
3 -	51.661	27.197	1:18.858	90.34	0.748	16:19:11.953
4 -	51.284	27.212	1:18.496	90.76	0.386	16:20:30.449
5 -	51.166	27.014	1:18.180 (2)	91.13	0.070	16:21:48.629
6 -	51.026	27.084	1:18.110 (1)	91.21		16:23:06.739
7 -	51.396	26.990	1:18.386 (3)	90.89	0.276	16:24:25.125

P25 18 C		Blake KELLY		Yamaha R6 - Unrestricted Isle		
IDEAL LAP TIME : 1:19.474		BEST LAP TIME : 1:19.746		DIFFERENCE : 0.272		
LAP	SECTOR 1	SECTOR 2	LAP TIME	MPH	DIFF	TIME OF DAY
1 -		28.655	1:29.344	79.74	9.598	16:16:33.770
2 -	52.489	27.938	1:20.427	88.58	0.681	16:17:54.197
3 -	51.850	27.896	1:19.746 (1)	89.34		16:19:13.943
4 -	51.936	27.855	1:19.791 (2)	89.29	0.045	16:20:33.734
5 -	51.734	28.093	1:19.827 (3)	89.25	0.081	16:21:53.561
6 -	52.195	27.994	1:20.189	88.84	0.443	16:23:13.750
7 -	52.645	27.740	1:20.385	88.63	0.639	16:24:34.135

BMCRC - MRO Championships 2022 - Rnd 8 @ Donington Park National

DART Motorsport MRO 600/GP2 inc Clubman 600

RACE 14 - SECTOR ANALYSIS



SECTOR 1 = FL to I1, SECTOR 2 = I1 to FL, DIFF = Difference To Personal Best Lap, P = Crossed Finish Line in Pit Lane, D = Time Disallowed

P26		30 C		Owen MELLOR		Kawaski ZX-6 - BDS Motorcycles	
IDEAL LAP TIME : 1:18.963		BEST LAP TIME : 1:19.294		DIFFERENCE : 0.331			
LAP	SECTOR 1	SECTOR 2	LAP TIME	MPH	DIFF	TIME OF DAY	
1 -		27.783	1:27.271	81.63	7.977	16:16:31.697	
2 -	51.632	27.954	1:19.586 (2)	89.52	0.292	16:17:51.283	
3 -	51.539	28.094	1:19.633 (3)	89.46	0.339	16:19:10.916	
4 -	51.180	28.114	1:19.294 (1)	89.85		16:20:30.210	
5 -	52.038	28.507	1:20.545	88.45	1.251	16:21:50.755	
6 -	52.570	28.996	1:21.566	87.34	2.272	16:23:12.321	
7 -	53.168	29.501	1:22.669	86.18	3.375	16:24:34.990	

P27		4 C		Tom SPALDING		Triumph 675R - Specialised Electrical Services Ltd	
IDEAL LAP TIME : 1:21.069		BEST LAP TIME : 1:21.271		DIFFERENCE : 0.202			
LAP	SECTOR 1	SECTOR 2	LAP TIME	MPH	DIFF	TIME OF DAY	
1 -		28.353	1:28.689	80.33	7.418	16:16:33.115	
2 -	52.716	28.555	1:21.271 (1)	87.66		16:17:54.386	
3 -	53.595	28.655	1:22.250 (3)	86.62	0.979	16:19:16.636	
4 -	52.823	28.510	1:21.333 (2)	87.59	0.062	16:20:37.969	
5 -	53.414	29.556	1:22.970	85.87	1.699	16:22:00.939	
6 -	55.161	29.478	1:24.639	84.17	3.368	16:23:25.578	
7 -	55.186	29.839	1:25.025	83.79	3.754	16:24:50.603	

P28		5		John REYNOLDS		Yamaha R6 - Fins Motorcycles	
IDEAL LAP TIME : 1:14.846		BEST LAP TIME : 1:15.231		DIFFERENCE : 0.385			
LAP	SECTOR 1	SECTOR 2	LAP TIME	MPH	DIFF	TIME OF DAY	
1 -		26.459	1:20.975	87.98	5.744	16:16:25.401	
2 -	49.829	27.121	1:16.950	92.58	1.719	16:17:42.351	
3 -	49.710	26.152	1:15.862	93.91	0.631	16:18:58.213	
4 -	48.930	26.497	1:15.427 (3)	94.45	0.196	16:20:13.640	
5 -	48.823	26.408	1:15.231 (1)	94.70		16:21:28.871	
6 -	48.694	26.570	1:15.264 (2)	94.66	0.033	16:22:44.135	

P29		169		Gareth CUNNINGHAM		Yamaha R6 - Burnham cars ltd	
IDEAL LAP TIME : 1:14.109		BEST LAP TIME : 1:14.348		DIFFERENCE : 0.239			
LAP	SECTOR 1	SECTOR 2	LAP TIME	MPH	DIFF	TIME OF DAY	
1 -		26.453	1:20.033	89.02	5.685	16:16:24.459	
2 -	48.702	25.940	1:14.642 (2)	95.45	0.294	16:17:39.101	
3 -	48.169	26.179	1:14.348 (1)	95.82		16:18:53.449	
4 -	50.030	26.589	1:16.619 (3)	92.98	2.271	16:20:10.068	

BMCRC - MRO Championships 2022 - Rnd 8 @ Donington Park National

DART Motorsport MRO 600/GP2 inc Clubman 600

RACE 14 - BEST SECTORS

SECTOR 1			SECTOR 2			IDEAL / BEST COMPARISON						
POS	NO	NAME	TIME	NO	NAME	TIME	POS	NO	NAME	IDEAL	BEST	DIFF
									PERFECT LAP	1:11.458		
1	93	HARDIE	46.399	93	HARDIE	25.059	1	93	HARDIE	1:11.458	1:11.868	0.410
2	82	BULL	46.517	22	TINKER	25.115	2	22	TINKER	1:11.884	1:11.978	0.094
3	22	TINKER	46.769	15	CROSBY	25.133	3	15	CROSBY	1:11.972	1:11.972	0.000
4	15	CROSBY	46.839	37	LATHAM	25.362	4	82	BULL	1:12.037	1:12.037	0.000
5	661	HARRIS	47.085	961	SIM	25.466	5	961	SIM	1:12.553	1:12.553	0.000
6	961	SIM	47.087	82	BULL	25.520	6	661	HARRIS	1:12.647	1:12.647	0.000
7	511	CLARKE	47.322	661	HARRIS	25.562	7	511	CLARKE	1:12.959	1:12.990	0.031
8	212	PALLET	47.925	212	PALLET	25.573	8	212	PALLET	1:13.498	1:13.682	0.184
9	84	LAIDLAW	48.097	511	CLARKE	25.637	9	37	LATHAM	1:13.542	1:13.671	0.129
10	87	POVAH	48.119	84	LAIDLAW	25.910	10	84	LAIDLAW	1:14.007	1:14.426	0.419
11	169	CUNNINGHAM	48.169	169	CUNNINGHAM	25.940	11	169	CUNNINGHAM	1:14.109	1:14.348	0.239
12	37	LATHAM	48.180	168	DALRYMPLE	25.956	12	87	POVAH	1:14.182	1:14.233	0.051
13	779	BRIAN	48.360	33	CARPENTER	25.963	13	33	CARPENTER	1:14.391	1:14.434	0.043
14	33	CARPENTER	48.428	87	POVAH	26.063	14	779	BRIAN	1:14.513	1:14.667	0.154
15	151	JONES	48.510	17	SHANN	26.104	15	151	JONES	1:14.617	1:14.617	0.000
16	5	REYNOLDS	48.694	151	JONES	26.107	16	168	DALRYMPLE	1:14.785	1:15.030	0.245
17	78	EVANS	48.786	5	REYNOLDS	26.152	17	5	REYNOLDS	1:14.846	1:15.231	0.385
18	17	SHANN	48.828	779	BRIAN	26.153	18	17	SHANN	1:14.932	1:15.123	0.191
19	168	DALRYMPLE	48.829	78	EVANS	26.256	19	78	EVANS	1:15.042	1:15.042	0.000
20	79	GARNER	49.723	42	JOHNSON	26.651	20	42	JOHNSON	1:16.591	1:16.659	0.068
21	42	JOHNSON	49.940	686	SPILLER	26.833	21	79	GARNER	1:16.608	1:16.608	0.000
22	45	MARSH	50.258	79	GARNER	26.885	22	686	SPILLER	1:17.112	1:17.330	0.218
23	73	THOMAS	50.272	62	NUNN	26.990	23	45	MARSH	1:17.324	1:17.446	0.122
24	686	SPILLER	50.279	211	SHIPTON	27.001	24	73	THOMAS	1:17.506	1:17.725	0.219
25	211	SHIPTON	50.622	45	MARSH	27.066	25	211	SHIPTON	1:17.623	1:17.632	0.009
26	62	NUNN	51.026	73	THOMAS	27.234	26	62	NUNN	1:18.016	1:18.110	0.094
27	30	MELLOR	51.180	18	KELLY	27.740	27	30	MELLOR	1:18.963	1:19.294	0.331
28	18	KELLY	51.734	30	MELLOR	27.783	28	18	KELLY	1:19.474	1:19.746	0.272
29	4	SPALDING	52.716	4	SPALDING	28.353	29	4	SPALDING	1:21.069	1:21.271	0.202

BMCRC - MRO Championships 2022 - Rnd 8 @ Donington Park National

DART Motorsport MRO 600/GP2 inc Clubman 600

RACE 14 - STATISTICS

Competitors Started 29
Planned Start 2022-09-03 @ 16:30:00.000
Actual Start 2022-09-03 @ 16:15:04.425
Finish Time 2022-09-03 @ 16:23:37.327
Track Length 1.9790mi.
Total Laps 199
Total Distance Covered 393.8343mi.

Session Fastest Lap History

NO	CL	NAME	LAP TIME	TIME OF DAY	LAP	VEHICLE
82		James BULL	1:13.356	16:17:33.691	2	Kawasaki ZX6R 636
661	GP2	Cameron HARRIS	1:13.235	16:17:37.202	2	Triumph 675R
15		Harrison CROSBY	1:13.184	16:18:48.521	3	Yamaha YZF
22		Corey TINKER	1:12.834	16:18:48.958	3	Yamaha R6
661	GP2	Cameron HARRIS	1:12.729	16:18:49.931	3	Triumph 675R
15		Harrison CROSBY	1:12.618	16:20:01.139	4	Yamaha YZF
93		Mikey HARDIE	1:12.563	16:20:01.232	4	Kawasaki ZX6R
22		Corey TINKER	1:12.421	16:20:01.378	4	Yamaha R6
93		Mikey HARDIE	1:11.868	16:22:25.552	6	Kawasaki ZX6R

Session Leader History

NO	CL	NAME	FROM LAP	LAPS LED	DISTANCE	VEHICLE
82		James BULL	1	7	13.81 miles	Kawasaki ZX6R 636

Flag History

TYPE	TIME OF DAY
GREEN	16:15:04.425
FINISH	16:23:37.327

Flag Statistics

TYPE	COUNT	TOTAL LAPS	TOTAL TIME
Green	1	7	10:13.418
Red	0	0	0.000
Safety Car	0	0	0.000
FCY	0	0	0.000

BMCRC - MRO Championships 2022 - Rnd 8 @ Donington Park National

DART Motorsport MRO 600/GP2 inc Clubman 600

RACE 14 - STATISTICS

CLASS :

12 Starters

Fastest Lap History

NO	NAME	LAP TIME	TIME OF DAY	LAP	VEHICLE
82	James BULL	1:13.356	16:17:33.691	2	Kawasaki ZX6R 636
15	Harrison CROSBY	1:13.184	16:18:48.521	3	Yamaha YZF
22	Corey TINKER	1:12.834	16:18:48.958	3	Yamaha R6
15	Harrison CROSBY	1:12.618	16:20:01.139	4	Yamaha YZF
93	Mikey HARDIE	1:12.563	16:20:01.232	4	Kawasaki ZX6R
22	Corey TINKER	1:12.421	16:20:01.378	4	Yamaha R6
93	Mikey HARDIE	1:11.868	16:22:25.552	6	Kawasaki ZX6R

Leader History

NO	NAME	FROM LAP	LAPS LED	DISTANCE	VEHICLE
82	James BULL	1	7	13.81 miles	Kawasaki ZX6R 636

BMCRC - MRO Championships 2022 - Rnd 8 @ Donington Park National

DART Motorsport MRO 600/GP2 inc Clubman 600

RACE 14 - STATISTICS

CLASS : C

15 Starters

Fastest Lap History

NO	NAME	LAP TIME	TIME OF DAY	LAP	VEHICLE
511	Ross CLARKE	1:15.009	16:17:39.300	2	Kawasaki ZX600RR
511	Ross CLARKE	1:13.832	16:18:53.133	3	Kawasaki ZX600RR
511	Ross CLARKE	1:12.990	16:20:06.123	4	Kawasaki ZX600RR

Leader History

NO	NAME	FROM LAP	LAPS LED	DISTANCE	VEHICLE
511	Ross CLARKE	1	7	13.81 miles	Kawasaki ZX600RR

BMCRC - MRO Championships 2022 - Rnd 8 @ Donington Park National

DART Motorsport MRO 600/GP2 inc Clubman 600

RACE 14 - STATISTICS

CLASS : GP2

2 Starters

Fastest Lap History

NO	NAME	LAP TIME	TIME OF DAY	LAP	VEHICLE
661	Cameron HARRIS	1:13.235	16:17:37.202	2	Triumph 675R
661	Cameron HARRIS	1:12.729	16:18:49.931	3	Triumph 675R
661	Cameron HARRIS	1:12.647	16:20:02.578	4	Triumph 675R

Leader History

NO	NAME	FROM LAP	LAPS LED	DISTANCE	VEHICLE
661	Cameron HARRIS	1	7	13.81 miles	Triumph 675R

DART Motorsport MRO 600/GP2 inc Clubman 600

RACE 4 - GRID (10 Laps)

ROW 10	30 179 Nick BARNES 1:21.271	29 4 Tom SPALDING 1:19.746	28 18 Blake KELLY
ROW 9	27 30 Owen MELLOR 1:19.294	26 62 Oliver NUNN 1:18.110	25 73 Jamie THOMAS 1:17.725
ROW 8	24 211 Taylor SHIPTON 1:17.632	23 45 Jake MARSH 1:17.446	22 686 Liam SPILLER 1:17.330
ROW 7	21 42 Christopher JOHNSON 1:16.659	20 79 Thomas GARNER 1:16.608	19 5 John REYNOLDS 1:15.231
ROW 6	18 17 Toby SHANN 1:15.123	17 78 Mark EVANS 1:15.042	16 168 Aaron DALRYMPLE 1:15.030
ROW 5	15 779 Terry BRIAN 1:14.667	14 151 Chloe JONES 1:14.617	13 33 Aaren CARPENTER 1:14.434
ROW 4	12 84 Sam LAIDLAW 1:14.426	11 169 Gareth CUNNINGHAM 1:14.348	10 87 Keith POVAH 1:14.233
ROW 3	9 212 Matt PALLETT 1:13.682	8 37 Alex LATHAM 1:13.671	7 511 Ross CLARKE 1:12.990
ROW 2	6 661 Cameron HARRIS 1:12.647	5 961 Jack SIM 1:12.553	4 82 James BULL 1:12.037
ROW 1	3 22 Corey TINKER 1:11.978	2 15 Harrison CROSBY 1:11.972	1 93 Mikey HARDIE 1:11.868
Pole			

Donington Park National: 1.9790 miles

These results are provisional until the conclusion of any judicial and technical matters.

Clerk Of Course :	Stewards :	Timekeeper : <i>Craig Smith</i>
-------------------	------------	------------------------------------

Results can be found at www.tsl-timing.com

Printed - 16:27 Saturday, 03 September 2022



BMCRC - MRO Championships 2022 - Rnd 8 @ Donington Park National



DART Motorsport MRO 600/GP2 inc Clubman 600

RACE 4 - CLASSIFICATION

POS	NO	CL	PIC NAME	ENTRY	LAPS	TIME	GAP	DIFF	MPH	BEST	ON
1	961		1 Jack SIM	Kawasaki ZX6 R - Vanguard Motorsport, Platform Li	10	13:16.051			89.32	1:16.193	9
2	169		2 Gareth CUNNINGHAM	Yamaha R6 - Burnham cars ltd	10	13:23.178	7.127	7.127	88.53	1:16.871	10
3	82		3 James BULL	Kawasaki ZX6R 636 - team bull racing	10	13:23.955	7.904	0.777	88.45	1:17.071	10
4	37		4 Alex LATHAM	Triumph DAYTONA - BR-8 / McCrash Racing	10	13:24.058	8.007	0.103	88.43	1:17.031	10
5	212	C	1 Matt PALLETT	Yamaha R6 - BDA Chartered Architects	10	13:32.854	16.803	8.796	87.48	1:19.071	6
6	22		5 Corey TINKER	Yamaha R6 - Aquatix-2U	10	13:36.758	20.707	3.904	87.06	1:19.624	7
7	661	GP2	1 Cameron HARRIS	Triumph 675R - Harris / Tony Scott Motorsport	10	13:40.754	24.703	3.996	86.63	1:19.766	9
8	168	C	2 Aaron DALRYMPLE	Yamaha R6 - Team Blumpkin Racing	10	13:41.367	25.316	0.613	86.57	1:19.370	10
9	511	C	3 Ross CLARKE	Kawasaki ZX600RR - Ross clarke Farriery	10	13:49.979	33.928	8.612	85.67	1:20.533	5
10	30	C	4 Owen MELLOR	Kawaski ZX-6 - BDS Motorcycles	10	13:57.836	41.785	7.857	84.87	1:21.638	8
11	79	C	5 Thomas GARNER	Yamaha R6 -	10	14:05.416	49.365	7.580	84.11	1:19.465	10
12	686	C	6 Liam SPILLER	Yamaha R6 - LD Renovate Ltd	10	14:18.006	1:01.955	12.590	82.87	1:20.763	9
13	73	C	7 Jamie THOMAS	Yamaha R6 - Team RubyRacing	10	14:18.110	1:02.059	0.104	82.86	1:23.409	10
14	211	C	8 Taylor SHIPTON	Yamaha YZF R6 - Unrestricted Isle	10	14:19.421	1:03.370	1.311	82.74	1:20.651	4
15	62	C	9 Oliver NUNN	Yamaha R6 - Intertechnic UK & STVL	10	14:20.231	1:04.180	0.810	82.66	1:21.888	9
16	18	C	10 Blake KELLY	Yamaha R6 - Unrestricted Isle	10	14:20.915	1:04.864	0.684	82.59	1:22.373	9
17	4	C	11 Tom SPALDING	Triumph 675R - Specialised Electrical Services Ltd	10	14:26.836	1:10.785	5.921	82.03	1:23.290	9

NOT CLASSIFIED

DNF	15		Harrison CROSBY	Yamaha YZF - Mum & Dad	6	8:30.442	4 Laps	4 Laps	83.47	1:21.729	5
DNF	84	C	Sam LAIDLAW	Yamaha R6 - LFR	6	8:33.533	4 Laps	3.091	82.97	1:22.907	4
DNF	5		John REYNOLDS	Yamaha R6 - Fins Motorcycles	5	7:39.686	5 Laps	1 Lap	77.19	1:28.024	4
DNF	45	C	Jake MARSH	Kawasaki ZX6R - Zipped Up Racing	2	3:19.725	8 Laps	3 Laps	70.66		
DNF	33	C	Aaren CARPENTER	Kawasaki ZX6R - Slugcrow Racing	0						

NOT STARTED

NS	151		Chloe JONES	Yamaha R6 - RICH ENERGY OMG RACING							
NS	779	C	Terry BRIAN	Yamaha R6 - Two Techs Renault Specialist							
NS	17		Toby SHANN	Triumph 675 -							

FASTEST LAP

961	Jack SIM	Kawasaki ZX6 R - Vanguard Motorsport, Platform Li	9	1:16.193	93.50 mph	150.48 kph
212	C Matt PALLETT	Yamaha R6 - BDA Chartered Architects	6	1:19.071	90.10 mph	145.00 kph
661	GP2 Cameron HARRIS	Triumph 675R - Harris / Tony Scott Motorsport	9	1:19.766	89.31 mph	143.74 kph

Class - 92.5% of Race Speed = 82.62 mph
 Class C - 92.5% of Race Speed = 80.91 mph
 Class GP2 - 92.5% of Race Speed = 80.13 mph

Weather / Track : Cloudy / Damp

These results are provisional until the conclusion of any judicial and technical matters.

Race Distance: 10 Laps / 19.79 miles
 Donington Park National: 1.9790 miles
 Date: 04/09/2022 Start: 10:35 Finish: 10:49

Clerk Of Course :	Stewards :	Timekeeper : <i>Craig Smith</i>
-------------------	------------	------------------------------------

Results can be found at www.tsl-timing.com

Printed - 10:50 Sunday, 04 September 2022



BMCRC - MRO Championships 2022 - Rnd 8 @ Donington Park National

DART Motorsport MRO 600/GP2 inc Clubman 600

RACE 4 - LAP CHART

LAP 1 @ 10:37:25.354

NO	BEHIND	LAP TIME
82		1:27.108
22	0.298	1:27.406
15	0.817	1:27.925
961	0.891	1:27.999
212	1.218	1:28.326
661	1.451	1:28.559
37	1.741	1:28.849
511	1.757	1:28.865
169	1.892	1:29.000
84	2.134	1:29.242
30	3.255	1:30.363
168	3.690	1:30.798
45	6.916	1:34.024
5	8.160	1:35.268
211	8.803	1:35.911
73	9.378	1:36.486
4	9.863	1:36.971
686	10.071	1:37.179
79	10.116	1:37.224
18	10.252	1:37.360
62	10.322	1:37.430

LAP 2 @ 10:38:48.734

NO	BEHIND	LAP TIME
22		1:23.082
15	0.366	1:22.929
82	0.601	1:23.981
212	0.805	1:22.967
37	0.939	1:22.578
661	1.600	1:23.529
961	1.927	1:24.416
169	2.530	1:24.018
84	2.796	1:24.042
511	3.177	1:24.800
168	3.534	1:23.224
30	5.974	1:26.099
211	10.890	1:25.467
4	14.100	1:27.617
5	14.767	1:29.987
73	14.885	1:28.887
18	15.544	1:28.672
686	15.967	1:29.276
79	16.278	1:29.542
62	16.565	1:29.623
45	29.237	1:45.701 P

LAP 3 @ 10:40:10.779

NO	BEHIND	LAP TIME
22		1:22.045
82	0.254	1:21.698
15	0.913	1:22.592
37	1.011	1:22.117
212	1.117	1:22.357
961	1.209	1:21.327
169	2.454	1:21.969
661	3.097	1:23.542
168	3.552	1:22.063
84	3.781	1:23.030
511	4.245	1:23.113
30	7.823	1:23.894
211	10.745	1:21.900
73	17.320	1:24.480

4	17.424	1:25.369
18	19.999	1:26.500
79	21.042	1:26.809
5	21.731	1:29.009
62	21.946	1:27.426
686	22.291	1:28.369

LAP 4 @ 10:41:31.337

NO	BEHIND	LAP TIME
82		1:20.304
22	0.876	1:21.434
961	1.038	1:20.387
37	1.447	1:20.994
212	2.064	1:21.505
15	2.393	1:22.038
169	2.882	1:20.986
661	4.042	1:21.503
168	4.539	1:21.545
511	5.872	1:22.185
84	6.130	1:22.907
30	10.343	1:23.078
211	10.838	1:20.651
73	21.814	1:25.052
4	22.904	1:26.038
79	23.222	1:22.738
18	23.608	1:24.167
686	27.992	1:26.259
62	28.493	1:27.105
5	29.197	1:28.024

LAP 5 @ 10:42:50.899

NO	BEHIND	LAP TIME
82		1:19.562
961	0.046	1:18.570
37	1.341	1:19.456
22	1.421	1:20.107
212	2.031	1:19.529
169	2.520	1:19.200
15	4.560	1:21.729
168	5.704	1:20.727
661	5.946	1:21.466
511	6.843	1:20.533
84	9.586	1:23.018
211	13.435	1:22.159
30	13.848	1:23.067
79	26.364	1:22.704
73	26.642	1:24.390
18	28.075	1:24.029
4	29.227	1:25.885
686	31.121	1:22.691
62	32.721	1:23.790
5	47.033	1:37.398 P

LAP 6 @ 10:44:08.484

NO	BEHIND	LAP TIME
961		1:17.539
82	1.628	1:19.213
37	1.859	1:18.103
169	3.181	1:18.246
212	3.517	1:19.071
22	4.075	1:20.239
168	8.857	1:20.738
661	9.022	1:20.661
511	10.831	1:21.573

211	19.092	1:23.242
30	19.190	1:22.927
15	20.204	1:33.229 P
84	23.295	1:31.294 P
79	30.762	1:21.983
73	33.092	1:24.035
18	34.293	1:23.803
686	36.804	1:23.268
4	37.418	1:25.776
62	37.856	1:22.720

LAP 7 @ 10:45:24.825

NO	BEHIND	LAP TIME
961		1:16.341
82	4.048	1:18.761
37	4.226	1:18.708
169	4.312	1:17.472
212	6.266	1:19.090
22	7.358	1:19.624
661	13.492	1:20.811
168	13.576	1:21.060
511	16.280	1:21.790
30	24.778	1:21.929
211	28.723	1:25.972
79	36.631	1:22.210
73	40.517	1:23.766
18	44.849	1:26.897
686	45.161	1:24.698
4	45.778	1:24.701
62	45.936	1:24.421

LAP 8 @ 10:46:41.797

NO	BEHIND	LAP TIME
961		1:16.972
82	5.387	1:18.311
169	5.496	1:18.156
37	5.628	1:18.374
212	9.360	1:20.066
22	11.268	1:20.882
661	17.631	1:21.111
168	18.462	1:21.858
511	21.849	1:22.541
30	29.444	1:21.638
211	38.372	1:26.621
79	41.161	1:21.502
73	47.641	1:24.096
18	51.104	1:23.227
686	51.246	1:23.057
62	52.157	1:23.193
4	52.827	1:24.021

LAP 9 @ 10:47:57.990

NO	BEHIND	LAP TIME
961		1:16.193
169	6.563	1:17.260
82	7.140	1:17.946
37	7.283	1:17.848
212	12.351	1:19.184
22	15.772	1:20.697
661	21.204	1:19.766
168	22.253	1:19.984
511	27.459	1:21.803
30	35.428	1:22.177
79	46.207	1:21.239

211	50.723	1:28.544
73	54.957	1:23.509
686	55.816	1:20.763
18	57.284	1:22.373
62	57.852	1:21.888
4	59.924	1:23.290

LAP 10 @ 10:49:14.297

NO	BEHIND	LAP TIME
961		1:16.307
169	7.127	1:16.871
82	7.904	1:17.071
37	8.007	1:17.031
212	16.803	1:20.759
22	20.707	1:21.242
661	24.703	1:19.806
168	25.316	1:19.370
511	33.928	1:22.776
30	41.785	1:22.664
79	49.365	1:19.465
686	1:01.955	1:22.446
73	1:02.059	1:23.409
211	1:03.370	1:28.954
62	1:04.180	1:22.635
18	1:04.864	1:23.887
4	1:10.785	1:27.168

BMCRC - MRO Championships 2022 - Rnd 8 @ Donington Park National

DART Motorsport MRO 600/GP2 inc Clubman 600

RACE 4 - SECTOR ANALYSIS



SECTOR 1 = FL to I1, SECTOR 2 = I1 to FL, DIFF = Difference To Personal Best Lap, P = Crossed Finish Line in Pit Lane, D = Time Disallowed

P1 961		Jack SIM		Kawasaki ZX6 R - Vanguard Motorsport, Platform Lift Engineers			
IDEAL LAP TIME : 1:15.908		BEST LAP TIME : 1:16.193		DIFFERENCE : 0.285			
LAP	SECTOR 1	SECTOR 2	LAP TIME	MPH	DIFF	TIME OF DAY	
1 -		30.559	1:27.999	80.96	11.806	10:37:26.245	
2 -	55.750	28.666	1:24.416	84.39	8.223	10:38:50.661	
3 -	53.534	27.793	1:21.327	87.60	5.134	10:40:11.988	
4 -	52.799	27.588	1:20.387	88.62	4.194	10:41:32.375	
5 -	51.531	27.039	1:18.570	90.67	2.377	10:42:50.945	
6 -	50.844	26.695	1:17.539	91.88	1.346	10:44:08.484	
7 -	49.886	26.455	1:16.341 (3)	93.32	0.148	10:45:24.825	
8 -	50.538	26.434	1:16.972	92.56	0.779	10:46:41.797	
9 -	49.813	26.380	1:16.193 (1)	93.50		10:47:57.990	
10 -	49.528	26.779	1:16.307 (2)	93.36	0.114	10:49:14.297	

P2 169		Gareth CUNNINGHAM		Yamaha R6 - Burnham cars ltd			
IDEAL LAP TIME : 1:16.731		BEST LAP TIME : 1:16.871		DIFFERENCE : 0.140			
LAP	SECTOR 1	SECTOR 2	LAP TIME	MPH	DIFF	TIME OF DAY	
1 -		29.723	1:29.000	80.05	12.129	10:37:27.246	
2 -	54.904	29.114	1:24.018	84.79	7.147	10:38:51.264	
3 -	53.198	28.771	1:21.969	86.91	5.098	10:40:13.233	
4 -	52.504	28.482	1:20.986	87.97	4.115	10:41:34.219	
5 -	51.648	27.552	1:19.200	89.95	2.329	10:42:53.419	
6 -	51.027	27.219	1:18.246	91.05	1.375	10:44:11.665	
7 -	50.154	27.318	1:17.472 (3)	91.96	0.601	10:45:29.137	
8 -	50.869	27.287	1:18.156	91.15	1.285	10:46:47.293	
9 -	50.452	26.808	1:17.260 (2)	92.21	0.389	10:48:04.553	
10 -	50.294	26.577	1:16.871 (1)	92.68		10:49:21.424	

P3 82		James BULL		Kawasaki ZX6R 636 - team bull racing			
IDEAL LAP TIME : 1:17.071		BEST LAP TIME : 1:17.071		DIFFERENCE : 0.000			
LAP	SECTOR 1	SECTOR 2	LAP TIME	MPH	DIFF	TIME OF DAY	
1 -		29.756	1:27.108	81.79	10.037	10:37:25.354	
2 -	54.807	29.174	1:23.981	84.83	6.910	10:38:49.335	
3 -	53.760	27.938	1:21.698	87.20	4.627	10:40:11.033	
4 -	52.461	27.843	1:20.304	88.72	3.233	10:41:31.337	
5 -	51.887	27.675	1:19.562	89.54	2.491	10:42:50.899	
6 -	51.447	27.766	1:19.213	89.94	2.142	10:44:10.112	
7 -	51.490	27.271	1:18.761	90.45	1.690	10:45:28.873	
8 -	50.963	27.348	1:18.311 (3)	90.97	1.240	10:46:47.184	
9 -	51.045	26.901	1:17.946 (2)	91.40	0.875	10:48:05.130	
10 -	50.222	26.849	1:17.071 (1)	92.44		10:49:22.201	

P4 37		Alex LATHAM		Triumph DAYTONA - BR-8 / McCrash Racing			
IDEAL LAP TIME : 1:17.031		BEST LAP TIME : 1:17.031		DIFFERENCE : 0.000			
LAP	SECTOR 1	SECTOR 2	LAP TIME	MPH	DIFF	TIME OF DAY	
1 -		30.729	1:28.849	80.18	11.818	10:37:27.095	
2 -	54.004	28.574	1:22.578	86.27	5.547	10:38:49.673	
3 -	53.275	28.842	1:22.117	86.76	5.086	10:40:11.790	
4 -	52.680	28.314	1:20.994	87.96	3.963	10:41:32.784	
5 -	51.778	27.678	1:19.456	89.66	2.425	10:42:52.240	
6 -	50.671	27.432	1:18.103 (3)	91.22	1.072	10:44:10.343	
7 -	51.051	27.657	1:18.708	90.51	1.677	10:45:29.051	
8 -	51.164	27.210	1:18.374	90.90	1.343	10:46:47.425	
9 -	50.590	27.258	1:17.848 (2)	91.51	0.817	10:48:05.273	
10 -	50.469	26.562	1:17.031 (1)	92.49		10:49:22.304	

BMCRC - MRO Championships 2022 - Rnd 8 @ Donington Park National

DART Motorsport MRO 600/GP2 inc Clubman 600

RACE 4 - SECTOR ANALYSIS



SECTOR 1 = FL to I1, SECTOR 2 = I1 to FL, DIFF = Difference To Personal Best Lap, P = Crossed Finish Line in Pit Lane, D = Time Disallowed

P5		212 C		Matt PALLETT		Yamaha R6 - BDA Chartered Architects	
IDEAL LAP TIME : 1:18.138		BEST LAP TIME : 1:19.071		DIFFERENCE : 0.933			
LAP	SECTOR 1	SECTOR 2	LAP TIME	MPH	DIFF	TIME OF DAY	
1 -		29.770	1:28.326	80.66	9.255	10:37:26.572	
2 -	54.310	28.657	1:22.967	85.87	3.896	10:38:49.539	
3 -	53.881	28.476	1:22.357	86.50	3.286	10:40:11.896	
4 -	53.658	27.847	1:21.505	87.41	2.434	10:41:33.401	
5 -	51.903	27.626	1:19.529	89.58	0.458	10:42:52.930	
6 -	51.788	27.283	1:19.071 (1)	90.10		10:44:12.001	
7 -	50.855	28.235	1:19.090 (2)	90.08	0.019	10:45:31.091	
8 -	51.916	28.150	1:20.066	88.98	0.995	10:46:51.157	
9 -	51.539	27.645	1:19.184 (3)	89.97	0.113	10:48:10.341	
10 -	52.469	28.290	1:20.759	88.22	1.688	10:49:31.100	

P6		22		Corey TINKER		Yamaha R6 - Aquatix-2U	
IDEAL LAP TIME : 1:19.309		BEST LAP TIME : 1:19.624		DIFFERENCE : 0.315			
LAP	SECTOR 1	SECTOR 2	LAP TIME	MPH	DIFF	TIME OF DAY	
1 -		29.867	1:27.406	81.51	7.782	10:37:25.652	
2 -	54.360	28.722	1:23.082	85.75	3.458	10:38:48.734	
3 -	53.391	28.654	1:22.045	86.83	2.421	10:40:10.779	
4 -	53.170	28.264	1:21.434	87.48	1.810	10:41:32.213	
5 -	52.076	28.031	1:20.107 (2)	88.93	0.483	10:42:52.320	
6 -	51.962	28.277	1:20.239 (3)	88.79	0.615	10:44:12.559	
7 -	51.278	28.346	1:19.624 (1)	89.47		10:45:32.183	
8 -	52.192	28.690	1:20.882	88.08	1.258	10:46:53.065	
9 -	52.357	28.340	1:20.697	88.28	1.073	10:48:13.762	
10 -	52.596	28.646	1:21.242	87.69	1.618	10:49:35.004	

P7		661 GP2		Cameron HARRIS		Triumph 675R - Harris / Tony Scott Motorsport	
IDEAL LAP TIME : 1:19.576		BEST LAP TIME : 1:19.766		DIFFERENCE : 0.190			
LAP	SECTOR 1	SECTOR 2	LAP TIME	MPH	DIFF	TIME OF DAY	
1 -		30.684	1:28.559	80.45	8.793	10:37:26.805	
2 -	54.497	29.032	1:23.529	85.29	3.763	10:38:50.334	
3 -	54.448	29.094	1:23.542	85.28	3.776	10:40:13.876	
4 -	52.889	28.614	1:21.503	87.41	1.737	10:41:35.379	
5 -	52.688	28.778	1:21.466	87.45	1.700	10:42:56.845	
6 -	52.734	27.927	1:20.661 (3)	88.32	0.895	10:44:17.506	
7 -	52.581	28.230	1:20.811	88.16	1.045	10:45:38.317	
8 -	53.173	27.938	1:21.111	87.83	1.345	10:46:59.428	
9 -	52.106	27.660	1:19.766 (1)	89.31		10:48:19.194	
10 -	51.916	27.890	1:19.806 (2)	89.27	0.040	10:49:39.000	

P8		168 C		Aaron DALRYMPLE		Yamaha R6 - Team Blumpkin Racing	
IDEAL LAP TIME : 1:19.370		BEST LAP TIME : 1:19.370		DIFFERENCE : 0.000			
LAP	SECTOR 1	SECTOR 2	LAP TIME	MPH	DIFF	TIME OF DAY	
1 -		29.718	1:30.798	78.46	11.428	10:37:29.044	
2 -	54.422	28.802	1:23.224	85.60	3.854	10:38:52.268	
3 -	53.767	28.296	1:22.063	86.81	2.693	10:40:14.331	
4 -	52.703	28.842	1:21.545	87.37	2.175	10:41:35.876	
5 -	52.556	28.171	1:20.727 (3)	88.25	1.357	10:42:56.603	
6 -	52.671	28.067	1:20.738	88.24	1.368	10:44:17.341	
7 -	52.520	28.540	1:21.060	87.89	1.690	10:45:38.401	
8 -	53.589	28.269	1:21.858	87.03	2.488	10:47:00.259	
9 -	51.868	28.116	1:19.984 (2)	89.07	0.614	10:48:20.243	
10 -	51.499	27.871	1:19.370 (1)	89.76		10:49:39.613	

BMCRC - MRO Championships 2022 - Rnd 8 @ Donington Park National

DART Motorsport MRO 600/GP2 inc Clubman 600

RACE 4 - SECTOR ANALYSIS



SECTOR 1 = FL to I1, SECTOR 2 = I1 to FL, DIFF = Difference To Personal Best Lap, P = Crossed Finish Line in Pit Lane, D = Time Disallowed

P9 511 C		Ross CLARKE		Kawasaki ZX600RR - Ross clarke Farriery		
IDEAL LAP TIME : 1:20.522		BEST LAP TIME : 1:20.533		DIFFERENCE : 0.011		
LAP	SECTOR 1	SECTOR 2	LAP TIME	MPH	DIFF	TIME OF DAY
1 -		29.903	1:28.865	80.17	8.332	10:37:27.111
2 -	55.736	29.064	1:24.800	84.01	4.267	10:38:51.911
3 -	54.452	28.661	1:23.113	85.72	2.580	10:40:15.024
4 -	53.962	28.223	1:22.185	86.69	1.652	10:41:37.209
5 -	52.322	28.211	1:20.533 (1)	88.46		10:42:57.742
6 -	53.097	28.476	1:21.573 (2)	87.34	1.040	10:44:19.315
7 -	53.166	28.624	1:21.790 (3)	87.10	1.257	10:45:41.105
8 -	54.341	28.200	1:22.541	86.31	2.008	10:47:03.646
9 -	53.526	28.277	1:21.803	87.09	1.270	10:48:25.449
10 -	54.164	28.612	1:22.776	86.07	2.243	10:49:48.225

P10 30 C		Owen MELLOR		Kawaski ZX-6 - BDS Motorcycles		
IDEAL LAP TIME : 1:21.503		BEST LAP TIME : 1:21.638		DIFFERENCE : 0.135		
LAP	SECTOR 1	SECTOR 2	LAP TIME	MPH	DIFF	TIME OF DAY
1 -		29.465	1:30.363	78.84	8.725	10:37:28.609
2 -	56.471	29.628	1:26.099	82.74	4.461	10:38:54.708
3 -	55.270	28.624	1:23.894	84.92	2.256	10:40:18.602
4 -	54.377	28.701	1:23.078	85.75	1.440	10:41:41.680
5 -	54.689	28.378	1:23.067	85.76	1.429	10:43:04.747
6 -	53.282	29.645	1:22.927	85.91	1.289	10:44:27.674
7 -	53.352	28.577	1:21.929 (2)	86.96	0.291	10:45:49.603
8 -	53.417	28.221	1:21.638 (1)	87.27		10:47:11.241
9 -	53.851	28.326	1:22.177 (3)	86.69	0.539	10:48:33.418
10 -	54.047	28.617	1:22.664	86.18	1.026	10:49:56.082

P11 79 C		Thomas GARNER		Yamaha R6 -		
IDEAL LAP TIME : 1:19.465		BEST LAP TIME : 1:19.465		DIFFERENCE : 0.000		
LAP	SECTOR 1	SECTOR 2	LAP TIME	MPH	DIFF	TIME OF DAY
1 -		33.024	1:37.224	73.28	17.759	10:37:35.470
2 -	58.715	30.827	1:29.542	79.56	10.077	10:39:05.012
3 -	57.063	29.746	1:26.809	82.07	7.344	10:40:31.821
4 -	54.044	28.694	1:22.738	86.11	3.273	10:41:54.559
5 -	53.687	29.017	1:22.704	86.14	3.239	10:43:17.263
6 -	53.128	28.855	1:21.983	86.90	2.518	10:44:39.246
7 -	53.682	28.528	1:22.210	86.66	2.745	10:46:01.456
8 -	52.878	28.624	1:21.502 (3)	87.41	2.037	10:47:22.958
9 -	52.860	28.379	1:21.239 (2)	87.69	1.774	10:48:44.197
10 -	51.750	27.715	1:19.465 (1)	89.65		10:50:03.662

P12 686 C		Liam SPILLER		Yamaha R6 - LD Renovate Ltd		
IDEAL LAP TIME : 1:20.763		BEST LAP TIME : 1:20.763		DIFFERENCE : 0.000		
LAP	SECTOR 1	SECTOR 2	LAP TIME	MPH	DIFF	TIME OF DAY
1 -		34.267	1:37.179	73.31	16.416	10:37:35.425
2 -	58.168	31.108	1:29.276	79.80	8.513	10:39:04.701
3 -	57.844	30.525	1:28.369	80.62	7.606	10:40:33.070
4 -	57.036	29.223	1:26.259	82.59	5.496	10:41:59.329
5 -	53.613	29.078	1:22.691 (3)	86.15	1.928	10:43:22.020
6 -	54.268	29.000	1:23.268	85.56	2.505	10:44:45.288
7 -	54.959	29.739	1:24.698	84.11	3.935	10:46:09.986
8 -	54.544	28.513	1:23.057	85.78	2.294	10:47:33.043
9 -	52.664	28.099	1:20.763 (1)	88.21		10:48:53.806
10 -	53.492	28.954	1:22.446 (2)	86.41	1.683	10:50:16.252

BMCRC - MRO Championships 2022 - Rnd 8 @ Donington Park National

DART Motorsport MRO 600/GP2 inc Clubman 600

RACE 4 - SECTOR ANALYSIS



SECTOR 1 = FL to I1, SECTOR 2 = I1 to FL, DIFF = Difference To Personal Best Lap, P = Crossed Finish Line in Pit Lane, D = Time Disallowed

P13 73 C		Jamie THOMAS		Yamaha R6 - Team RubyRacing			
IDEAL LAP TIME : 1:22.993		BEST LAP TIME : 1:23.409		DIFFERENCE : 0.416			
LAP	SECTOR 1	SECTOR 2	LAP TIME	MPH	DIFF	TIME OF DAY	
1 -		32.321	1:36.486	73.84	13.077	10:37:34.732	
2 -	58.818	30.069	1:28.887	80.15	5.478	10:39:03.619	
3 -	55.055	29.425	1:24.480	84.33	1.071	10:40:28.099	
4 -	55.312	29.740	1:25.052	83.76	1.643	10:41:53.151	
5 -	54.710	29.680	1:24.390	84.42	0.981	10:43:17.541	
6 -	54.561	29.474	1:24.035	84.78	0.626	10:44:41.576	
7 -	54.488	29.278	1:23.766 (3)	85.05	0.357	10:46:05.342	
8 -	54.603	29.493	1:24.096	84.72	0.687	10:47:29.438	
9 -	54.439	29.070	1:23.509 (2)	85.31	0.100	10:48:52.947	
10 -	53.923	29.486	1:23.409 (1)	85.41		10:50:16.356	

P14 211 C		Taylor SHIPTON		Yamaha YZF R6 - Unrestricted Isle			
IDEAL LAP TIME : 1:20.312		BEST LAP TIME : 1:20.651		DIFFERENCE : 0.339			
LAP	SECTOR 1	SECTOR 2	LAP TIME	MPH	DIFF	TIME OF DAY	
1 -		32.245	1:35.911	74.28	15.260	10:37:34.157	
2 -	56.855	28.612	1:25.467	83.36	4.816	10:38:59.624	
3 -	54.085	27.815	1:21.900 (2)	86.99	1.249	10:40:21.524	
4 -	53.205	27.446	1:20.651 (1)	88.33		10:41:42.175	
5 -	53.953	28.206	1:22.159 (3)	86.71	1.508	10:43:04.334	
6 -	52.866	30.376	1:23.242	85.58	2.591	10:44:27.576	
7 -	56.187	29.785	1:25.972	82.87	5.321	10:45:53.548	
8 -	55.997	30.624	1:26.621	82.25	5.970	10:47:20.169	
9 -	57.974	30.570	1:28.544	80.46	7.893	10:48:48.713	
10 -	58.217	30.737	1:28.954	80.09	8.303	10:50:17.667	

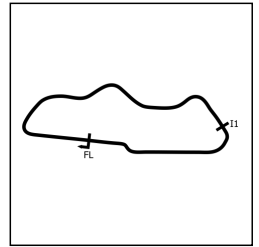
P15 62 C		Oliver NUNN		Yamaha R6 - Intertechnic UK & STVL			
IDEAL LAP TIME : 1:21.888		BEST LAP TIME : 1:21.888		DIFFERENCE : 0.000			
LAP	SECTOR 1	SECTOR 2	LAP TIME	MPH	DIFF	TIME OF DAY	
1 -		32.152	1:37.430	73.12	15.542	10:37:35.676	
2 -	58.571	31.052	1:29.623	79.49	7.735	10:39:05.299	
3 -	57.515	29.911	1:27.426	81.49	5.538	10:40:32.725	
4 -	57.543	29.562	1:27.105	81.79	5.217	10:41:59.830	
5 -	54.805	28.985	1:23.790	85.02	1.902	10:43:23.620	
6 -	54.292	28.428	1:22.720 (3)	86.12	0.832	10:44:46.340	
7 -	55.294	29.127	1:24.421	84.39	2.533	10:46:10.761	
8 -	54.422	28.771	1:23.193	85.63	1.305	10:47:33.954	
9 -	53.577	28.311	1:21.888 (1)	87.00		10:48:55.842	
10 -	53.820	28.815	1:22.635 (2)	86.21	0.747	10:50:18.477	

P16 18 C		Blake KELLY		Yamaha R6 - Unrestricted Isle			
IDEAL LAP TIME : 1:22.373		BEST LAP TIME : 1:22.373		DIFFERENCE : 0.000			
LAP	SECTOR 1	SECTOR 2	LAP TIME	MPH	DIFF	TIME OF DAY	
1 -		32.249	1:37.360	73.17	14.987	10:37:35.606	
2 -	58.192	30.480	1:28.672	80.34	6.299	10:39:04.278	
3 -	57.335	29.165	1:26.500	82.36	4.127	10:40:30.778	
4 -	54.633	29.534	1:24.167	84.64	1.794	10:41:54.945	
5 -	54.819	29.210	1:24.029	84.78	1.656	10:43:18.974	
6 -	54.633	29.170	1:23.803 (3)	85.01	1.430	10:44:42.777	
7 -	57.364	29.533	1:26.897	81.98	4.524	10:46:09.674	
8 -	54.331	28.896	1:23.227 (2)	85.60	0.854	10:47:32.901	
9 -	54.042	28.331	1:22.373 (1)	86.49		10:48:55.274	
10 -	54.168	29.719	1:23.887	84.93	1.514	10:50:19.161	

BMCRC - MRO Championships 2022 - Rnd 8 @ Donington Park National

DART Motorsport MRO 600/GP2 inc Clubman 600

RACE 4 - SECTOR ANALYSIS



SECTOR 1 = FL to I1, SECTOR 2 = I1 to FL, DIFF = Difference To Personal Best Lap, P = Crossed Finish Line in Pit Lane, D = Time Disallowed

P17		4 C		Tom SPALDING		Triumph 675R - Specialised Electrical Services Ltd	
IDEAL LAP TIME : 1:23.290		BEST LAP TIME : 1:23.290		DIFFERENCE : 0.000			
LAP	SECTOR 1	SECTOR 2	LAP TIME	MPH	DIFF	TIME OF DAY	
1 -		32.246	1:36.971	73.47	13.681	10:37:35.217	
2 -	57.737	29.880	1:27.617	81.31	4.327	10:39:02.834	
3 -	55.370	29.999	1:25.369	83.45	2.079	10:40:28.203	
4 -	55.425	30.613	1:26.038	82.80	2.748	10:41:54.241	
5 -	55.955	29.930	1:25.885	82.95	2.595	10:43:20.126	
6 -	56.042	29.734	1:25.776	83.06	2.486	10:44:45.902	
7 -	54.710	29.991	1:24.701 (3)	84.11	1.411	10:46:10.603	
8 -	54.317	29.704	1:24.021 (2)	84.79	0.731	10:47:34.624	
9 -	53.873	29.417	1:23.290 (1)	85.54		10:48:57.914	
10 -	55.670	31.498	1:27.168	81.73	3.878	10:50:25.082	

P18		15		Harrison CROSBY		Yamaha YZF - Mum & Dad	
IDEAL LAP TIME : 1:21.714		BEST LAP TIME : 1:21.729		DIFFERENCE : 0.015			
LAP	SECTOR 1	SECTOR 2	LAP TIME	MPH	DIFF	TIME OF DAY	
1 -		30.184	1:27.925	81.03	6.196	10:37:26.171	
2 -	54.322	28.607	1:22.929	85.91	1.200	10:38:49.100	
3 -	53.528	29.064	1:22.592 (3)	86.26	0.863	10:40:11.692	
4 -	53.330	28.708	1:22.038 (2)	86.84	0.309	10:41:33.730	
5 -	53.107	28.622	1:21.729 (1)	87.17		10:42:55.459	
6 -	55.041	IN PIT	1:33.229 P	76.42	11.500	10:44:28.688	

P19		84 C		Sam LAIDLAW		Yamaha R6 - LFR	
IDEAL LAP TIME : 1:22.830		BEST LAP TIME : 1:22.907		DIFFERENCE : 0.077			
LAP	SECTOR 1	SECTOR 2	LAP TIME	MPH	DIFF	TIME OF DAY	
1 -		29.622	1:29.242	79.83	6.335	10:37:27.488	
2 -	54.939	29.103	1:24.042	84.77	1.135	10:38:51.530	
3 -	54.168	28.862	1:23.030 (3)	85.80	0.123	10:40:14.560	
4 -	54.245	28.662	1:22.907 (1)	85.93		10:41:37.467	
5 -	54.204	28.814	1:23.018 (2)	85.82	0.111	10:43:00.485	
6 -	55.437	IN PIT	1:31.294 P	78.04	8.387	10:44:31.779	

P20		5		John REYNOLDS		Yamaha R6 - Fins Motorcycles	
IDEAL LAP TIME : 1:27.716		BEST LAP TIME : 1:28.024		DIFFERENCE : 0.308			
LAP	SECTOR 1	SECTOR 2	LAP TIME	MPH	DIFF	TIME OF DAY	
1 -		32.894	1:35.268	74.78	7.244	10:37:33.514	
2 -	59.127	30.860	1:29.987 (3)	79.17	1.963	10:39:03.501	
3 -	58.400	30.609	1:29.009 (2)	80.04	0.985	10:40:32.510	
4 -	57.731	30.293	1:28.024 (1)	80.93		10:42:00.534	
5 -	57.423	IN PIT	1:37.398 P	73.14	9.374	10:43:37.932	

P21		45 C		Jake MARSH		Kawasaki ZX6R - Zipped Up Racing	
IDEAL LAP TIME : 1:33.693		BEST LAP TIME :		DIFFERENCE :			
LAP	SECTOR 1	SECTOR 2	LAP TIME	MPH	DIFF	TIME OF DAY	
1 -		32.204	1:34.024	75.77		10:37:32.270	
2 -	1:01.489	IN PIT	1:45.701 P	67.40		10:39:17.971	

BMCRC - MRO Championships 2022 - Rnd 8 @ Donington Park National

DART Motorsport MRO 600/GP2 inc Clubman 600

RACE 4 - BEST SECTORS

SECTOR 1			SECTOR 2			IDEAL / BEST COMPARISON						
POS	NO	NAME	TIME	NO	NAME	TIME	POS	NO	NAME	IDEAL	BEST	DIFF
									PERFECT LAP	1:15.908		
1	961	SIM	49.528	961	SIM	26.380	1	961	SIM	1:15.908	1:16.193	0.285
2	169	CUNNINGHAM	50.154	37	LATHAM	26.562	2	169	CUNNINGHAM	1:16.731	1:16.871	0.140
3	82	BULL	50.222	169	CUNNINGHAM	26.577	3	37	LATHAM	1:17.031	1:17.031	0.000
4	37	LATHAM	50.469	82	BULL	26.849	4	82	BULL	1:17.071	1:17.071	0.000
5	212	PALLET	50.855	212	PALLET	27.283	5	212	PALLET	1:18.138	1:19.071	0.933
6	22	TINKER	51.278	211	SHIPTON	27.446	6	22	TINKER	1:19.309	1:19.624	0.315
7	168	DALRYMPLE	51.499	661	HARRIS	27.660	7	168	DALRYMPLE	1:19.370	1:19.370	0.000
8	79	GARNER	51.750	79	GARNER	27.715	8	79	GARNER	1:19.465	1:19.465	0.000
9	661	HARRIS	51.916	168	DALRYMPLE	27.871	9	661	HARRIS	1:19.576	1:19.766	0.190
10	511	CLARKE	52.322	22	TINKER	28.031	10	211	SHIPTON	1:20.312	1:20.651	0.339
11	686	SPILLER	52.664	686	SPILLER	28.099	11	511	CLARKE	1:20.522	1:20.533	0.011
12	211	SHIPTON	52.866	511	CLARKE	28.200	12	686	SPILLER	1:20.763	1:20.763	0.000
13	15	CROSBY	53.107	30	MELLOR	28.221	13	30	MELLOR	1:21.503	1:21.638	0.135
14	30	MELLOR	53.282	62	NUNN	28.311	14	15	CROSBY	1:21.714	1:21.729	0.015
15	62	NUNN	53.577	18	KELLY	28.331	15	62	NUNN	1:21.888	1:21.888	0.000
16	4	SPALDING	53.873	15	CROSBY	28.607	16	18	KELLY	1:22.373	1:22.373	0.000
17	73	THOMAS	53.923	84	LAILOW	28.662	17	84	LAILOW	1:22.830	1:22.907	0.077
18	18	KELLY	54.042	73	THOMAS	29.070	18	73	THOMAS	1:22.993	1:23.409	0.416
19	84	LAILOW	54.168	4	SPALDING	29.417	19	4	SPALDING	1:23.290	1:23.290	0.000
20	5	REYNOLDS	57.423	5	REYNOLDS	30.293	20	5	REYNOLDS	1:27.716	1:28.024	0.308
21	45	MARSH	1:01.489	45	MARSH	32.204	21	45	MARSH	1:33.693		
22												

BMCRC - MRO Championships 2022 - Rnd 8 @ Donington Park National

DART Motorsport MRO 600/GP2 inc Clubman 600

RACE 4 - STATISTICS

Competitors Started	21
Planned Start	2022-09-04 @ 10:15:00.000
Actual Start	2022-09-04 @ 10:35:58.245
Finish Time	2022-09-04 @ 10:49:14.296
Track Length	1.9790mi.
Total Laps	189
Total Distance Covered	374.0437mi.

Session Fastest Lap History

NO	CL	NAME	LAP TIME	TIME OF DAY	LAP	VEHICLE
22		Corey TINKER	1:23.082	10:38:48.750	2	Yamaha R6
15		Harrison CROSBY	1:22.929	10:38:49.116	2	Yamaha YZF
37		Alex LATHAM	1:22.578	10:38:49.676	2	Triumph DAYTONA
22		Corey TINKER	1:22.045	10:40:10.795	3	Yamaha R6
82		James BULL	1:21.698	10:40:11.049	3	Kawasaki ZX6R 636
961		Jack SIM	1:21.327	10:40:12.001	3	Kawasaki ZX6 R
82		James BULL	1:20.304	10:41:31.354	4	Kawasaki ZX6R 636
82		James BULL	1:19.562	10:42:50.916	5	Kawasaki ZX6R 636
961		Jack SIM	1:18.570	10:42:50.945	5	Kawasaki ZX6 R
961		Jack SIM	1:17.539	10:44:08.499	6	Kawasaki ZX6 R
961		Jack SIM	1:16.341	10:45:24.840	7	Kawasaki ZX6 R
961		Jack SIM	1:16.193	10:47:58.004	9	Kawasaki ZX6 R

Session Leader History

NO	CL	NAME	FROM LAP	LAPS LED	DISTANCE	VEHICLE
82		James BULL	1	1	1.94 miles	Kawasaki ZX6R 636
22		Corey TINKER	2	2	3.95 miles	Yamaha R6
82		James BULL	4	2	3.95 miles	Kawasaki ZX6R 636
961		Jack SIM	6	5	9.89 miles	Kawasaki ZX6 R

Flag History

TYPE	TIME OF DAY
GREEN	10:35:58.245
FINISH	10:49:14.296

Flag Statistics

TYPE	COUNT	TOTAL LAPS	TOTAL TIME
Green	1	10	14:38.745
Red	0	0	0.000
Safety Car	0	0	0.000
FCY	0	0	0.000

BMCRC - MRO Championships 2022 - Rnd 8 @ Donington Park National

DART Motorsport MRO 600/GP2 inc Clubman 600

RACE 4 - STATISTICS

CLASS :

7 Starters

Fastest Lap History

NO	NAME	LAP TIME	TIME OF DAY	LAP	VEHICLE
22	Corey TINKER	1:23.082	10:38:48.750	2	Yamaha R6
15	Harrison CROSBY	1:22.929	10:38:49.116	2	Yamaha YZF
37	Alex LATHAM	1:22.578	10:38:49.676	2	Triumph DAYTONA
22	Corey TINKER	1:22.045	10:40:10.795	3	Yamaha R6
82	James BULL	1:21.698	10:40:11.049	3	Kawasaki ZX6R 636
961	Jack SIM	1:21.327	10:40:12.001	3	Kawasaki ZX6 R
82	James BULL	1:20.304	10:41:31.354	4	Kawasaki ZX6R 636
82	James BULL	1:19.562	10:42:50.916	5	Kawasaki ZX6R 636
961	Jack SIM	1:18.570	10:42:50.945	5	Kawasaki ZX6 R
961	Jack SIM	1:17.539	10:44:08.499	6	Kawasaki ZX6 R
961	Jack SIM	1:16.341	10:45:24.840	7	Kawasaki ZX6 R
961	Jack SIM	1:16.193	10:47:58.004	9	Kawasaki ZX6 R

Leader History

NO	NAME	FROM LAP	LAPS LED	DISTANCE	VEHICLE
82	James BULL	1	1	1.94 miles	Kawasaki ZX6R 636
22	Corey TINKER	2	2	3.95 miles	Yamaha R6
82	James BULL	4	2	3.95 miles	Kawasaki ZX6R 636
961	Jack SIM	6	5	9.89 miles	Kawasaki ZX6 R

BMCRC - MRO Championships 2022 - Rnd 8 @ Donington Park National

DART Motorsport MRO 600/GP2 inc Clubman 600

RACE 4 - STATISTICS

CLASS : C

13 Starters

Fastest Lap History

NO	NAME	LAP TIME	TIME OF DAY	LAP	VEHICLE
212	Matt PALLETT	1:22.967	10:38:49.554	2	Yamaha R6
212	Matt PALLETT	1:22.357	10:40:11.911	3	Yamaha R6
168	Aaron DALRYMPLE	1:22.063	10:40:14.328	3	Yamaha R6
211	Taylor SHIPTON	1:21.900	10:40:21.541	3	Yamaha YZF R6
212	Matt PALLETT	1:21.505	10:41:33.417	4	Yamaha R6
211	Taylor SHIPTON	1:20.651	10:41:42.191	4	Yamaha YZF R6
212	Matt PALLETT	1:19.529	10:42:52.945	5	Yamaha R6
212	Matt PALLETT	1:19.071	10:44:12.016	6	Yamaha R6

Leader History

NO	NAME	FROM LAP	LAPS LED	DISTANCE	VEHICLE
212	Matt PALLETT	1	10	19.75 miles	Yamaha R6

BMCRC - MRO Championships 2022 - Rnd 8 @ Donington Park National

DART Motorsport MRO 600/GP2 inc Clubman 600

RACE 4 - STATISTICS

CLASS : GP2

1 Starters

Fastest Lap History

NO	NAME	LAP TIME	TIME OF DAY	LAP	VEHICLE
661	Cameron HARRIS	1:23.529	10:38:50.332	2	Triumph 675R
661	Cameron HARRIS	1:21.503	10:41:35.379	4	Triumph 675R
661	Cameron HARRIS	1:21.466	10:42:56.845	5	Triumph 675R
661	Cameron HARRIS	1:20.661	10:44:17.505	6	Triumph 675R
661	Cameron HARRIS	1:19.766	10:48:19.193	9	Triumph 675R

Leader History

NO	NAME	FROM LAP	LAPS LED	DISTANCE	VEHICLE
661	Cameron HARRIS	1	10	19.75 miles	Triumph 675R

BMCRC - MRO Championships 2022 - Rnd 8 @ Donington Park National



DART Motorsport MRO 600/GP2 inc Clubman 600

RACE 14 - GRID (10 Laps)

ROW 10	30 179 Nick BARNES	29 42 Christopher JOHNSON	28 78 Mark EVANS
ROW 9	27 87 Keith POVAH	26 93 Mikey HARDIE	25 17 Toby SHANN
ROW 8	24 779 Terry BRIAN	23 151 Chloe JONES	22 45 Jake MARSH
ROW 7	21 5 John REYNOLDS 1:28.024	20 73 Jamie THOMAS 1:23.409	19 33 Aaren CARPENTER
ROW 6	18 4 Tom SPALDING 1:23.290	17 84 Sam LAIDLOW 1:22.907	16 18 Blake KELLY 1:22.373
ROW 5	15 62 Oliver NUNN 1:21.888	14 15 Harrison CROSBY 1:21.729	13 30 Owen MELLOR 1:21.638
ROW 4	12 686 Liam SPILLER 1:20.763	11 211 Taylor SHIPTON 1:20.651	10 511 Ross CLARKE 1:20.533
ROW 3	9 661 Cameron HARRIS 1:19.766	8 22 Corey TINKER 1:19.624	7 79 Thomas GARNER 1:19.465
ROW 2	6 168 Aaron DALRYMPLE 1:19.370	5 212 Matt PALLETT 1:19.071	4 82 James BULL 1:17.071
ROW 1	3 37 Alex LATHAM 1:17.031	2 169 Gareth CUNNINGHAM 1:16.871	1 961 Jack SIM 1:16.193
Pole			

Donington Park National: 1.9790 miles

These results are provisional until the conclusion of any judicial and technical matters.

Clerk Of Course :	Stewards :	Timekeeper : <i>Craig Smith</i>
-------------------	------------	------------------------------------

Results can be found at www.tsl-timing.com

Printed - 10:53 Sunday, 04 September 2022



BMCRC - MRO Championships 2022 - Rnd 8 @ Donington Park National



DART Motorsport MRO 600/GP2 inc Clubman 600

RACE 14 - CLASSIFICATION

POS	NO	CL	PIC NAME	ENTRY	LAPS	TIME	GAP	DIFF	MPH	BEST	ON
1	82		1 James BULL	Kawasaki ZX6R 636 - team bull racing	9	10:51.370			98.23	1:11.557	7
2	961		2 Jack SIM	Kawasaki ZX6 R - Vanguard Motorsport, Platform Li	9	10:57.536	6.166	6.166	97.31	1:12.325	3
3	93		3 Mikey HARDIE	Kawasaki ZX6R - 113 Events / Affinity academy	9	11:02.998	11.628	5.462	96.50	1:11.575	8
4	15		4 Harrison CROSBY	Yamaha YZF - Mum & Dad	9	11:03.207	11.837	0.209	96.47	1:12.356	8
5	661	GP2	1 Cameron HARRIS	Triumph 675R - Harris / Tony Scott Motorsport	9	11:07.805	16.435	4.598	95.81	1:12.993	7
6	169		5 Gareth CUNNINGHAM	Yamaha R6 - Burnham cars ltd	9	11:08.092	16.722	0.287	95.77	1:13.102	7
7	37		6 Alex LATHAM	Triumph DAYTONA - BR-8 / McCrash Racing	9	11:09.437	18.067	1.345	95.58	1:12.779	6
8	212	C	1 Matt PALLETT	Yamaha R6 - BDA Chartered Architects	9	11:12.152	20.782	2.715	95.19	1:13.204	9
9	511	C	2 Ross CLARKE	Kawasaki ZX600RR - Ross clarke Farriery	9	11:12.328	20.958	0.176	95.16	1:13.027	9
10	30	C	3 Owen MELLOR	Kawaski ZX-6 - BDS Motorcycles	9	11:13.254	21.884	0.926	95.03	1:13.376	9
11	84	C	4 Sam LAIDLOR	Yamaha R6 - LFR	9	11:19.157	27.787	5.903	94.21	1:14.110	8
12	779	C	5 Terry BRIAN	Yamaha R6 - Two Techs Renault Specialist	9	11:23.387	32.017	4.230	93.62	1:14.401	4
13	151		7 Chloe JONES	Yamaha R6 - RICH ENERGY OMG RACING	9	11:23.578	32.208	0.191	93.60	1:14.602	9
14	87		8 Keith POVAH	Yamaha R6 - Huge thank you to Bobbi & Jon Saund	9	11:28.692	37.322	5.114	92.90	1:14.786	5
15	168	C	6 Aaron DALRYMPLE	Yamaha R6 - Team Blumpkin Racing	9	11:34.092	42.722	5.400	92.18	1:15.719	7
16	17		9 Toby SHANN	Triumph 675 -	9	11:34.172	42.802	0.080	92.17	1:15.398	7
17	5		10 John REYNOLDS	Yamaha R6 - Fins Motorcycles	9	11:34.310	42.940	0.138	92.15	1:15.504	7
18	79	C	7 Thomas GARNER	Yamaha R6 -	9	11:40.389	49.019	6.079	91.35	1:16.042	9
19	73	C	8 Jamie THOMAS	Yamaha R6 - Team RubyRacing	9	11:42.568	51.198	2.179	91.07	1:16.820	8
20	33	C	9 Aaren CARPENTER	Kawasaki ZX6R - Slugcrow Racing	9	11:48.341	56.971	5.773	90.33	1:16.515	6
21	45	C	10 Jake MARSH	Kawasaki ZX6R - Zipped Up Racing	9	11:48.667	57.297	0.326	90.28	1:17.174	7
22	62	C	11 Oliver NUNN	Yamaha R6 - Intertechnic UK & STVL	9	11:48.933	57.563	0.266	90.25	1:16.606	9
23	686*	C	12 Liam SPILLER	Yamaha R6 - LD Renovate Ltd	9	12:03.929	1:12.559	14.996	88.38	1:17.559	6
24	18	C	13 Blake KELLY	Yamaha R6 - Unrestricted Isle	9	12:09.484	1:18.114	5.555	87.71	1:18.631	8

NOT CLASSIFIED

DNF	22		Corey TINKER	Yamaha R6 - Aquatix-2U	1	1:27.507	8 Laps	8 Laps	79.85		
DNF	4	C	Tom SPALDING	Triumph 675R - Specialised Electrical Services Ltd	1	1:38.558	8 Laps	11.051	70.90		

NOT STARTED

NS	211	C	Taylor SHIPTON	Yamaha YZF R6 - Unrestricted Isle							
----	-----	---	----------------	-----------------------------------	--	--	--	--	--	--	--

FASTEST LAP

82			James BULL	Kawasaki ZX6R 636 - team bull racing	7	1:11.557	99.56 mph	160.23 kph
661	GP2		Cameron HARRIS	Triumph 675R - Harris / Tony Scott Motorsport	7	1:12.993	97.60 mph	157.08 kph
511	C		Ross CLARKE	Kawasaki ZX600RR - Ross clarke Farriery	9	1:13.027	97.56 mph	157.01 kph

* No 686 - 10 second penalty - jump start
 Class - 92.5% of Race Speed = 90.86 mph
 Class GP2 - 92.5% of Race Speed = 88.62 mph
 Class C - 92.5% of Race Speed = 88.05 mph

Weather / Track : Cloudy / Dry

These results are provisional until the conclusion of any judicial and technical matters.

Race Distance: 9 Laps / 17.81 miles
 Donington Park National: 1.9790 miles
 Date: 04/09/2022 Start: 14:46 Finish: 14:57

Clerk Of Course :	Stewards :	Timekeeper : <i>Craig Smith</i>
-------------------	------------	------------------------------------

Results can be found at www.tsl-timing.com

Printed - 14:58 Sunday, 04 September 2022



BMCRC - MRO Championships 2022 - Rnd 8 @ Donington Park National

DART Motorsport MRO 600/GP2 inc Clubman 600

RACE 14 - LAP CHART

LAP 1 @ 14:47:37.059		
NO	BEHIND	LAP TIME

82		1:15.875
961	0.612	1:16.487
37	1.665	1:17.540
212	2.646	1:18.521
15	2.987	1:18.862
169	3.118	1:18.993
661	3.181	1:19.056
30	4.010	1:19.885
511	5.189	1:21.064
84	6.281	1:22.156
79	6.475	1:22.350
151	6.578	1:22.453
168	7.294	1:23.169
93	7.310	1:23.185
779	7.487	1:23.362
5	7.683	1:23.558
73	9.010	1:24.885
87	9.109	1:24.984
686	9.758	1:25.633
45	10.372	1:26.247
17	10.388	1:26.263
62	10.688	1:26.563
33	11.429	1:27.304
22	11.632	1:27.507 P
18	13.734	1:29.609
4	22.683	1:38.558 P

LAP 2 @ 14:48:48.751		
NO	BEHIND	LAP TIME

82		1:11.692
961	1.572	1:12.652
37	3.826	1:13.853
15	4.936	1:13.641
169	5.693	1:14.267
661	6.005	1:14.516
212	6.613	1:15.659
30	7.429	1:15.111
511	7.892	1:14.395
93	9.547	1:13.929
84	10.121	1:15.532
151	10.208	1:15.322
779	11.788	1:15.993
79	11.970	1:17.187
168	12.335	1:16.733
5	12.846	1:16.855
87	13.307	1:15.890
73	14.723	1:17.405
17	15.206	1:16.510
686	17.310	1:19.244
45	17.360	1:18.680
62	17.862	1:18.866
33	18.316	1:18.579
18	22.443	1:20.401

LAP 3 @ 14:50:00.675		
NO	BEHIND	LAP TIME

82		1:11.924
961	1.973	1:12.325
15	5.966	1:12.954
37	6.132	1:14.230
169	7.413	1:13.644
661	7.716	1:13.635

212	8.475	1:13.786
30	10.131	1:14.626
93	10.251	1:12.628
511	10.754	1:14.786
84	13.880	1:15.683
151	13.988	1:15.704
779	15.165	1:15.301
168	17.016	1:16.605
87	17.744	1:16.361
79	18.050	1:18.004
5	18.135	1:17.213
17	19.685	1:16.403
73	20.293	1:17.494
45	23.948	1:18.512
686	24.860	1:19.474
33	25.102	1:18.710
62	25.182	1:19.244
18	31.433	1:20.914

LAP 4 @ 14:51:12.730		
NO	BEHIND	LAP TIME

82		1:12.055
961	2.593	1:12.675
37	7.457	1:13.380
15	7.639	1:13.728
169	8.996	1:13.638
661	9.197	1:13.536
212	11.165	1:14.745
93	11.219	1:13.023
511	12.707	1:14.008
30	12.765	1:14.689
84	16.314	1:14.489
151	16.667	1:14.734
779	17.511	1:14.401
168	21.247	1:16.286
87	21.439	1:15.750
5	22.708	1:16.628
17	23.339	1:15.709
79	23.891	1:17.896
73	26.187	1:17.949
45	29.707	1:17.814
62	32.007	1:18.880
686	32.255	1:19.450
33	32.485	1:19.438
18	40.369	1:20.991

LAP 5 @ 14:52:24.783		
NO	BEHIND	LAP TIME

82		1:12.053
961	3.159	1:12.619
15	9.082	1:13.496
37	9.260	1:13.856
169	10.554	1:13.611
661	10.694	1:13.550
93	11.398	1:12.232
212	13.071	1:13.959
511	14.105	1:13.451
30	15.207	1:14.494
84	18.386	1:14.125
151	19.739	1:15.125
779	20.136	1:14.678
87	24.172	1:14.786
168	26.288	1:17.094
5	26.401	1:15.746
17	27.106	1:15.820

79	29.175	1:17.337
73	31.226	1:17.092
45	35.091	1:17.437
62	37.623	1:17.669
33	37.734	1:17.302
686	38.862	1:18.660
18	49.658	1:21.342

LAP 6 @ 14:53:36.766		
NO	BEHIND	LAP TIME

82		1:11.983
961	3.707	1:12.531
15	9.833	1:12.734
37	10.056	1:12.779
169	11.890	1:13.319
93	11.930	1:12.515
661	12.231	1:13.520
212	14.903	1:13.815
511	15.990	1:13.868
30	17.135	1:13.911
84	20.712	1:14.309
151	23.121	1:15.365
779	23.161	1:15.008
87	27.492	1:15.303
168	30.340	1:16.035
17	31.083	1:15.960
5	31.225	1:16.807
79	34.702	1:17.510
73	36.195	1:16.952
45	40.585	1:17.477
33	42.266	1:16.515
62	42.685	1:17.045
686	44.438	1:17.559
18	57.249	1:19.574

LAP 7 @ 14:54:48.323		
NO	BEHIND	LAP TIME

82		1:11.557
961	4.787	1:12.637
15	10.909	1:12.633
37	11.784	1:13.285
93	12.104	1:11.731
169	13.435	1:13.102
661	13.667	1:12.993
212	17.638	1:14.292
511	18.068	1:13.635
30	19.144	1:13.566
84	23.738	1:14.583
779	26.517	1:14.913
151	26.771	1:15.207
87	31.317	1:15.382
168	34.502	1:15.719
17	34.924	1:15.398
5	35.172	1:15.504
79	40.607	1:17.462
73	41.745	1:17.107
45	46.202	1:17.174
33	47.250	1:16.541
62	48.255	1:17.127
686	50.664	1:17.783
18	1:04.730	1:19.038

LAP 8 @ 14:56:00.420		
NO	BEHIND	LAP TIME

82		1:12.097
961	5.554	1:12.864
15	11.168	1:12.356
93	11.582	1:11.575
37	14.421	1:14.734
169	14.600	1:13.262
661	14.741	1:13.171
212	19.712	1:14.171
511	20.065	1:14.094
30	20.642	1:13.595
84	25.751	1:14.110
779	29.329	1:14.909
151	29.740	1:15.066
87	34.227	1:15.007
168	38.349	1:15.944
17	38.514	1:15.687
5	38.925	1:15.850
79	45.111	1:16.601
73	46.468	1:16.820
45	51.959	1:17.854
33	52.385	1:17.232
62	53.091	1:16.933
686	56.700	1:18.133
18	1:11.264	1:18.631

LAP 9 @ 14:57:12.554		
NO	BEHIND	LAP TIME

82		1:12.134
961	6.166	1:12.746
93	11.628	1:12.180
15	11.837	1:12.803
661	16.435	1:13.828
169	16.722	1:14.256
37	18.067	1:15.780
212	20.782	1:13.204
511	20.958	1:13.027
30	21.884	1:13.376
84	27.787	1:14.170
779	32.017	1:14.822
151	32.208	1:14.602
87	37.322	1:15.229
168	42.722	1:16.507
17	42.802	1:16.422
5	42.940	1:16.149
79	49.019	1:16.042
73	51.198	1:16.864
33	56.971	1:16.720
45	57.297	1:17.472
62	57.563	1:16.606
686	1:02.559	1:17.993
18	1:18.114	1:18.984

Weather / Track : Cloudy / Dry

Donington Park National: 1.9790 miles
Date: 04/09/2022 Start: 14:46 Finish: 14:57

Results can be found at www.tsl-timing.com

Printed - 14:58 Sunday, 04 September 2022

BMCRC - MRO Championships 2022 - Rnd 8 @ Donington Park National

DART Motorsport MRO 600/GP2 inc Clubman 600

RACE 14 - SECTOR ANALYSIS



SECTOR 1 = FL to I1, SECTOR 2 = I1 to FL, DIFF = Difference To Personal Best Lap, P = Crossed Finish Line in Pit Lane, D = Time Disallowed

P1 82 James BULL		Kawasaki ZX6R 636 - team bull racing				
IDEAL LAP TIME : 1:11.458		BEST LAP TIME : 1:11.557		DIFFERENCE : 0.099		
LAP	SECTOR 1	SECTOR 2	LAP TIME	MPH	DIFF	TIME OF DAY
1 -		25.277	1:15.875	93.89	4.318	14:47:37.059
2 -	46.472	25.220	1:11.692 (2)	99.37	0.135	14:48:48.751
3 -	46.603	25.321	1:11.924 (3)	99.05	0.367	14:50:00.675
4 -	46.685	25.370	1:12.055	98.87	0.498	14:51:12.730
5 -	46.706	25.347	1:12.053	98.88	0.496	14:52:24.783
6 -	46.626	25.357	1:11.983	98.97	0.426	14:53:36.766
7 -	46.238	25.319	1:11.557 (1)	99.56		14:54:48.323
8 -	46.747	25.350	1:12.097	98.82	0.540	14:56:00.420
9 -	46.638	25.496	1:12.134	98.76	0.577	14:57:12.554

P2 961 Jack SIM		Kawasaki ZX6 R - Vanguard Motorsport, Platform Lift Engineers				
IDEAL LAP TIME : 1:12.256		BEST LAP TIME : 1:12.325		DIFFERENCE : 0.069		
LAP	SECTOR 1	SECTOR 2	LAP TIME	MPH	DIFF	TIME OF DAY
1 -		25.318	1:16.487	93.14	4.162	14:47:37.671
2 -	47.234	25.418	1:12.652	98.06	0.327	14:48:50.323
3 -	47.122	25.203	1:12.325 (1)	98.50		14:50:02.648
4 -	47.353	25.322	1:12.675	98.03	0.350	14:51:15.323
5 -	47.317	25.302	1:12.619 (3)	98.10	0.294	14:52:27.942
6 -	47.306	25.225	1:12.531 (2)	98.22	0.206	14:53:40.473
7 -	47.053	25.584	1:12.637	98.08	0.312	14:54:53.110
8 -	47.500	25.364	1:12.864	97.78	0.539	14:56:05.974
9 -	47.289	25.457	1:12.746	97.93	0.421	14:57:18.720

P3 93 Mikey HARDIE		Kawasaki ZX6R - 113 Events / Affinity academy				
IDEAL LAP TIME : 1:11.575		BEST LAP TIME : 1:11.575		DIFFERENCE : 0.000		
LAP	SECTOR 1	SECTOR 2	LAP TIME	MPH	DIFF	TIME OF DAY
1 -		26.300	1:23.185	85.64	11.610	14:47:44.369
2 -	48.496	25.433	1:13.929	96.37	2.354	14:48:58.298
3 -	47.137	25.491	1:12.628	98.09	1.053	14:50:10.926
4 -	47.540	25.483	1:13.023	97.56	1.448	14:51:23.949
5 -	47.085	25.147	1:12.232	98.63	0.657	14:52:36.181
6 -	47.242	25.273	1:12.515	98.25	0.940	14:53:48.696
7 -	46.791	24.940	1:11.731 (2)	99.32	0.156	14:55:00.427
8 -	46.713	24.862	1:11.575 (1)	99.54		14:56:12.002
9 -	46.983	25.197	1:12.180 (3)	98.70	0.605	14:57:24.182

P4 15 Harrison CROSBY		Yamaha YZF - Mum & Dad				
IDEAL LAP TIME : 1:12.356		BEST LAP TIME : 1:12.356		DIFFERENCE : 0.000		
LAP	SECTOR 1	SECTOR 2	LAP TIME	MPH	DIFF	TIME OF DAY
1 -		25.898	1:18.862	90.34	6.506	14:47:40.046
2 -	48.126	25.515	1:13.641	96.74	1.285	14:48:53.687
3 -	47.447	25.507	1:12.954	97.65	0.598	14:50:06.641
4 -	47.496	26.232	1:13.728	96.63	1.372	14:51:20.369
5 -	48.196	25.300	1:13.496	96.93	1.140	14:52:33.865
6 -	47.293	25.441	1:12.734 (3)	97.95	0.378	14:53:46.599
7 -	47.272	25.361	1:12.633 (2)	98.09	0.277	14:54:59.232
8 -	47.065	25.291	1:12.356 (1)	98.46		14:56:11.588
9 -	47.266	25.537	1:12.803	97.86	0.447	14:57:24.391

BMCRC - MRO Championships 2022 - Rnd 8 @ Donington Park National

DART Motorsport MRO 600/GP2 inc Clubman 600

RACE 14 - SECTOR ANALYSIS



SECTOR 1 = FL to I1, SECTOR 2 = I1 to FL, DIFF = Difference To Personal Best Lap, P = Crossed Finish Line in Pit Lane, D = Time Disallowed

P5 661 GP2 Cameron HARRIS		Triumph 675R - Harris / Tony Scott Motorsport				
IDEAL LAP TIME : 1:12.993		BEST LAP TIME : 1:12.993		DIFFERENCE : 0.000		
LAP	SECTOR 1	SECTOR 2	LAP TIME	MPH	DIFF	TIME OF DAY
1 -		26.299	1:19.056	90.12	6.063	14:47:40.240
2 -	48.801	25.715	1:14.516	95.61	1.523	14:48:54.756
3 -	47.852	25.783	1:13.635	96.75	0.642	14:50:08.391
4 -	47.824	25.712	1:13.536	96.88	0.543	14:51:21.927
5 -	47.749	25.801	1:13.550	96.86	0.557	14:52:35.477
6 -	47.681	25.839	1:13.520 (3)	96.90	0.527	14:53:48.997
7 -	47.294	25.699	1:12.993 (1)	97.60		14:55:01.990
8 -	47.444	25.727	1:13.171 (2)	97.36	0.178	14:56:15.161
9 -	48.092	25.736	1:13.828	96.50	0.835	14:57:28.989

P6 169 Gareth CUNNINGHAM		Yamaha R6 - Burnham cars ltd				
IDEAL LAP TIME : 1:13.102		BEST LAP TIME : 1:13.102		DIFFERENCE : 0.000		
LAP	SECTOR 1	SECTOR 2	LAP TIME	MPH	DIFF	TIME OF DAY
1 -		26.331	1:18.993	90.19	5.891	14:47:40.177
2 -	48.469	25.798	1:14.267	95.93	1.165	14:48:54.444
3 -	47.951	25.693	1:13.644	96.74	0.542	14:50:08.088
4 -	47.948	25.690	1:13.638	96.75	0.536	14:51:21.726
5 -	47.754	25.857	1:13.611	96.78	0.509	14:52:35.337
6 -	47.586	25.733	1:13.319 (3)	97.17	0.217	14:53:48.656
7 -	47.470	25.632	1:13.102 (1)	97.46		14:55:01.758
8 -	47.584	25.678	1:13.262 (2)	97.24	0.160	14:56:15.020
9 -	48.119	26.137	1:14.256	95.94	1.154	14:57:29.276

P7 37 Alex LATHAM		Triumph DAYTONA - BR-8 / McCrash Racing				
IDEAL LAP TIME : 1:12.779		BEST LAP TIME : 1:12.779		DIFFERENCE : 0.000		
LAP	SECTOR 1	SECTOR 2	LAP TIME	MPH	DIFF	TIME OF DAY
1 -		25.662	1:17.540	91.88	4.761	14:47:38.724
2 -	47.986	25.867	1:13.853	96.47	1.074	14:48:52.577
3 -	48.365	25.865	1:14.230	95.98	1.451	14:50:06.807
4 -	47.825	25.555	1:13.380 (3)	97.09	0.601	14:51:20.187
5 -	48.020	25.836	1:13.856	96.46	1.077	14:52:34.043
6 -	47.344	25.435	1:12.779 (1)	97.89		14:53:46.822
7 -	47.506	25.779	1:13.285 (2)	97.21	0.506	14:55:00.107
8 -	48.452	26.282	1:14.734	95.33	1.955	14:56:14.841
9 -	49.232	26.548	1:15.780	94.01	3.001	14:57:30.621

P8 212 C Matt PALLETT		Yamaha R6 - BDA Chartered Architects				
IDEAL LAP TIME : 1:13.204		BEST LAP TIME : 1:13.204		DIFFERENCE : 0.000		
LAP	SECTOR 1	SECTOR 2	LAP TIME	MPH	DIFF	TIME OF DAY
1 -		26.029	1:18.521	90.73	5.317	14:47:39.705
2 -	49.689	25.970	1:15.659	94.16	2.455	14:48:55.364
3 -	48.091	25.695	1:13.786 (2)	96.55	0.582	14:50:09.150
4 -	48.963	25.782	1:14.745	95.31	1.541	14:51:23.895
5 -	48.236	25.723	1:13.959	96.33	0.755	14:52:37.854
6 -	48.053	25.762	1:13.815 (3)	96.52	0.611	14:53:51.669
7 -	48.468	25.824	1:14.292	95.90	1.088	14:55:05.961
8 -	48.358	25.813	1:14.171	96.05	0.967	14:56:20.132
9 -	47.620	25.584	1:13.204 (1)	97.32		14:57:33.336

BMCRC - MRO Championships 2022 - Rnd 8 @ Donington Park National

DART Motorsport MRO 600/GP2 inc Clubman 600

RACE 14 - SECTOR ANALYSIS



SECTOR 1 = FL to I1, SECTOR 2 = I1 to FL, DIFF = Difference To Personal Best Lap, P = Crossed Finish Line in Pit Lane, D = Time Disallowed

P9 511 C		Ross CLARKE		Kawasaki ZX600RR - Ross clarke Farriery		
IDEAL LAP TIME : 1:13.027		BEST LAP TIME : 1:13.027		DIFFERENCE : 0.000		
LAP	SECTOR 1	SECTOR 2	LAP TIME	MPH	DIFF	TIME OF DAY
1 -		26.413	1:21.064	87.88	8.037	14:47:42.248
2 -	48.510	25.885	1:14.395	95.76	1.368	14:48:56.643
3 -	48.412	26.374	1:14.786	95.26	1.759	14:50:11.429
4 -	48.304	25.704	1:14.008	96.26	0.981	14:51:25.437
5 -	47.849	25.602	1:13.451 (2)	96.99	0.424	14:52:38.888
6 -	48.007	25.861	1:13.868	96.45	0.841	14:53:52.756
7 -	48.088	25.547	1:13.635 (3)	96.75	0.608	14:55:06.391
8 -	48.102	25.992	1:14.094	96.15	1.067	14:56:20.485
9 -	47.666	25.361	1:13.027 (1)	97.56		14:57:33.512

P10 30 C		Owen MELLOR		Kawaski ZX-6 - BDS Motorcycles		
IDEAL LAP TIME : 1:13.376		BEST LAP TIME : 1:13.376		DIFFERENCE : 0.000		
LAP	SECTOR 1	SECTOR 2	LAP TIME	MPH	DIFF	TIME OF DAY
1 -		26.200	1:19.885	89.18	6.509	14:47:41.069
2 -	49.012	26.099	1:15.111	94.85	1.735	14:48:56.180
3 -	48.797	25.829	1:14.626	95.47	1.250	14:50:10.806
4 -	48.746	25.943	1:14.689	95.39	1.313	14:51:25.495
5 -	48.709	25.785	1:14.494	95.63	1.118	14:52:39.990
6 -	48.326	25.585	1:13.911	96.39	0.535	14:53:53.901
7 -	47.849	25.717	1:13.566 (2)	96.84	0.190	14:55:07.467
8 -			1:13.595 (3)	96.80	0.219	14:56:21.062
9 -	47.808	25.568	1:13.376 (1)	97.09		14:57:34.438

P11 84 C		Sam LAIDLAW		Yamaha R6 - LFR		
IDEAL LAP TIME : 1:14.016		BEST LAP TIME : 1:14.110		DIFFERENCE : 0.094		
LAP	SECTOR 1	SECTOR 2	LAP TIME	MPH	DIFF	TIME OF DAY
1 -		26.780	1:22.156	86.72	8.046	14:47:43.340
2 -	49.432	26.100	1:15.532	94.32	1.422	14:48:58.872
3 -	49.453	26.230	1:15.683	94.13	1.573	14:50:14.555
4 -	48.507	25.982	1:14.489	95.64	0.379	14:51:29.044
5 -	48.361	25.764	1:14.125 (2)	96.11	0.015	14:52:43.169
6 -	48.579	25.730	1:14.309	95.87	0.199	14:53:57.478
7 -	48.677	25.906	1:14.583	95.52	0.473	14:55:12.061
8 -	48.286	25.824	1:14.110 (1)	96.13		14:56:26.171
9 -	48.346	25.824	1:14.170 (3)	96.05	0.060	14:57:40.341

P12 779 C		Terry BRIAN		Yamaha R6 - Two Techs Renault Specialist		
IDEAL LAP TIME : 1:14.401		BEST LAP TIME : 1:14.401		DIFFERENCE : 0.000		
LAP	SECTOR 1	SECTOR 2	LAP TIME	MPH	DIFF	TIME OF DAY
1 -		26.759	1:23.362	85.46	8.961	14:47:44.546
2 -	49.415	26.578	1:15.993	93.75	1.592	14:49:00.539
3 -	48.924	26.377	1:15.301	94.61	0.900	14:50:15.840
4 -	48.465	25.936	1:14.401 (1)	95.76		14:51:30.241
5 -	48.642	26.036	1:14.678 (2)	95.40	0.277	14:52:44.919
6 -	48.843	26.165	1:15.008	94.98	0.607	14:53:59.927
7 -	48.698	26.215	1:14.913	95.10	0.512	14:55:14.840
8 -	48.815	26.094	1:14.909	95.11	0.508	14:56:29.749
9 -	48.715	26.107	1:14.822 (3)	95.22	0.421	14:57:44.571

BMCRC - MRO Championships 2022 - Rnd 8 @ Donington Park National

DART Motorsport MRO 600/GP2 inc Clubman 600

RACE 14 - SECTOR ANALYSIS



SECTOR 1 = FL to I1, SECTOR 2 = I1 to FL, DIFF = Difference To Personal Best Lap, P = Crossed Finish Line in Pit Lane, D = Time Disallowed

P13 151		Chloe JONES		Yamaha R6 - RICH ENERGY OMG RACING		
IDEAL LAP TIME : 1:14.479		BEST LAP TIME : 1:14.602		DIFFERENCE : 0.123		
LAP	SECTOR 1	SECTOR 2	LAP TIME	MPH	DIFF	TIME OF DAY
1 -		26.365	1:22.453	86.40	7.851	14:47:43.637
2 -	49.271	26.051	1:15.322	94.58	0.720	14:48:58.959
3 -	49.507	26.197	1:15.704	94.11	1.102	14:50:14.663
4 -	48.802	25.932	1:14.734 (2)	95.33	0.132	14:51:29.397
5 -	48.959	26.166	1:15.125	94.83	0.523	14:52:44.522
6 -	48.884	26.481	1:15.365	94.53	0.763	14:53:59.887
7 -	49.154	26.053	1:15.207	94.73	0.605	14:55:15.094
8 -	49.144	25.922	1:15.066 (3)	94.91	0.464	14:56:30.160
9 -	48.557	26.045	1:14.602 (1)	95.50		14:57:44.762

P14 87		Keith POVAH		Yamaha R6 - Huge thank you to Bobbi & Jon Saunders xx		
IDEAL LAP TIME : 1:14.413		BEST LAP TIME : 1:14.786		DIFFERENCE : 0.373		
LAP	SECTOR 1	SECTOR 2	LAP TIME	MPH	DIFF	TIME OF DAY
1 -		26.793	1:24.984	83.83	10.198	14:47:46.168
2 -	49.501	26.389	1:15.890	93.88	1.104	14:49:02.058
3 -	49.913	26.448	1:16.361	93.30	1.575	14:50:18.419
4 -	49.137	26.613	1:15.750	94.05	0.964	14:51:34.169
5 -	48.805	25.981	1:14.786 (1)	95.26		14:52:48.955
6 -	49.006	26.297	1:15.303	94.61	0.517	14:54:04.258
7 -	49.047	26.335	1:15.382	94.51	0.596	14:55:19.640
8 -	48.687	26.320	1:15.007 (2)	94.98	0.221	14:56:34.647
9 -	48.432	26.797	1:15.229 (3)	94.70	0.443	14:57:49.876

P15 168 C		Aaron DALRYMPLE		Yamaha R6 - Team Blumpkin Racing		
IDEAL LAP TIME : 1:15.620		BEST LAP TIME : 1:15.719		DIFFERENCE : 0.099		
LAP	SECTOR 1	SECTOR 2	LAP TIME	MPH	DIFF	TIME OF DAY
1 -		27.269	1:23.169	85.66	7.450	14:47:44.353
2 -	49.664	27.069	1:16.733	92.84	1.014	14:49:01.086
3 -	50.033	26.572	1:16.605	93.00	0.886	14:50:17.691
4 -	49.343	26.943	1:16.286	93.39	0.567	14:51:33.977
5 -	50.176	26.918	1:17.094	92.41	1.375	14:52:51.071
6 -	49.363	26.672	1:16.035 (3)	93.70	0.316	14:54:07.106
7 -	49.048	26.671	1:15.719 (1)	94.09		14:55:22.825
8 -	49.147	26.797	1:15.944 (2)	93.81	0.225	14:56:38.769
9 -	49.560	26.947	1:16.507	93.12	0.788	14:57:55.276

P16 17		Toby SHANN		Triumph 675 -		
IDEAL LAP TIME : 1:15.261		BEST LAP TIME : 1:15.398		DIFFERENCE : 0.137		
LAP	SECTOR 1	SECTOR 2	LAP TIME	MPH	DIFF	TIME OF DAY
1 -		27.122	1:26.263	82.59	10.865	14:47:47.447
2 -	50.094	26.416	1:16.510	93.12	1.112	14:49:03.957
3 -	49.879	26.524	1:16.403	93.25	1.005	14:50:20.360
4 -	49.298	26.411	1:15.709 (3)	94.10	0.311	14:51:36.069
5 -	49.008	26.812	1:15.820	93.96	0.422	14:52:51.889
6 -	49.476	26.484	1:15.960	93.79	0.562	14:54:07.849
7 -	48.850	26.548	1:15.398 (1)	94.49		14:55:23.247
8 -	49.245	26.442	1:15.687 (2)	94.13	0.289	14:56:38.934
9 -	49.839	26.583	1:16.422	93.22	1.024	14:57:55.356

BMCRC - MRO Championships 2022 - Rnd 8 @ Donington Park National

DART Motorsport MRO 600/GP2 inc Clubman 600

RACE 14 - SECTOR ANALYSIS



SECTOR 1 = FL to I1, SECTOR 2 = I1 to FL, DIFF = Difference To Personal Best Lap, P = Crossed Finish Line in Pit Lane, D = Time Disallowed

P17		5		John REYNOLDS		Yamaha R6 - Fins Motorcycles	
IDEAL LAP TIME : 1:15.504		BEST LAP TIME : 1:15.504		DIFFERENCE : 0.000			
LAP	SECTOR 1	SECTOR 2	LAP TIME	MPH	DIFF	TIME OF DAY	
1 -		27.088	1:23.558	85.26	8.054	14:47:44.742	
2 -	50.222	26.633	1:16.855	92.70	1.351	14:49:01.597	
3 -	50.724	26.489	1:17.213	92.27	1.709	14:50:18.810	
4 -	50.030	26.598	1:16.628	92.97	1.124	14:51:35.438	
5 -	49.370	26.376	1:15.746 (2)	94.05	0.242	14:52:51.184	
6 -	50.001	26.806	1:16.807	92.76	1.303	14:54:07.991	
7 -	49.181	26.323	1:15.504 (1)	94.36		14:55:23.495	
8 -	49.305	26.545	1:15.850 (3)	93.93	0.346	14:56:39.345	
9 -	49.730	26.419	1:16.149	93.56	0.645	14:57:55.494	

P18		79 C		Thomas GARNER		Yamaha R6 -	
IDEAL LAP TIME : 1:16.042		BEST LAP TIME : 1:16.042		DIFFERENCE : 0.000			
LAP	SECTOR 1	SECTOR 2	LAP TIME	MPH	DIFF	TIME OF DAY	
1 -		27.618	1:22.350	86.51	6.308	14:47:43.534	
2 -	50.200	26.987	1:17.187 (3)	92.30	1.145	14:49:00.721	
3 -	50.937	27.067	1:18.004	91.33	1.962	14:50:18.725	
4 -	50.774	27.122	1:17.896	91.46	1.854	14:51:36.621	
5 -	50.404	26.933	1:17.337	92.12	1.295	14:52:53.958	
6 -	50.441	27.069	1:17.510	91.91	1.468	14:54:11.468	
7 -	50.021	27.441	1:17.462	91.97	1.420	14:55:28.930	
8 -	49.917	26.684	1:16.601 (2)	93.00	0.559	14:56:45.531	
9 -	49.603	26.439	1:16.042 (1)	93.69		14:58:01.573	

P19		73 C		Jamie THOMAS		Yamaha R6 - Team RubyRacing	
IDEAL LAP TIME : 1:16.699		BEST LAP TIME : 1:16.820		DIFFERENCE : 0.121			
LAP	SECTOR 1	SECTOR 2	LAP TIME	MPH	DIFF	TIME OF DAY	
1 -		27.878	1:24.885	83.93	8.065	14:47:46.069	
2 -	50.368	27.037	1:17.405	92.04	0.585	14:49:03.474	
3 -	50.130	27.364	1:17.494	91.93	0.674	14:50:20.968	
4 -	50.778	27.171	1:17.949	91.40	1.129	14:51:38.917	
5 -	50.164	26.928	1:17.092	92.41	0.272	14:52:56.009	
6 -	50.011	26.941	1:16.952 (3)	92.58	0.132	14:54:12.961	
7 -	49.955	27.152	1:17.107	92.39	0.287	14:55:30.068	
8 -	49.863	26.957	1:16.820 (1)	92.74		14:56:46.888	
9 -	49.771	27.093	1:16.864 (2)	92.69	0.044	14:58:03.752	

P20		33 C		Aaren CARPENTER		Kawasaki ZX6R - Slugcrow Racing	
IDEAL LAP TIME : 1:16.316		BEST LAP TIME : 1:16.515		DIFFERENCE : 0.199			
LAP	SECTOR 1	SECTOR 2	LAP TIME	MPH	DIFF	TIME OF DAY	
1 -		27.790	1:27.304	81.60	10.789	14:47:48.488	
2 -	51.560	27.019	1:18.579	90.66	2.064	14:49:07.067	
3 -	51.415	27.295	1:18.710	90.51	2.195	14:50:25.777	
4 -	51.427	28.011	1:19.438	89.68	2.923	14:51:45.215	
5 -	50.477	26.825	1:17.302	92.16	0.787	14:53:02.517	
6 -	49.790	26.725	1:16.515 (1)	93.11		14:54:19.032	
7 -	50.015	26.526	1:16.541 (2)	93.08	0.026	14:55:35.573	
8 -	50.376	26.856	1:17.232	92.24	0.717	14:56:52.805	
9 -	50.103	26.617	1:16.720 (3)	92.86	0.205	14:58:09.525	

BMCRC - MRO Championships 2022 - Rnd 8 @ Donington Park National

DART Motorsport MRO 600/GP2 inc Clubman 600

RACE 14 - SECTOR ANALYSIS



SECTOR 1 = FL to I1, SECTOR 2 = I1 to FL, DIFF = Difference To Personal Best Lap, P = Crossed Finish Line in Pit Lane, D = Time Disallowed

P21 45 C		Jake MARSH		Kawasaki ZX6R - Zipped Up Racing		
IDEAL LAP TIME : 1:17.174		BEST LAP TIME : 1:17.174		DIFFERENCE : 0.000		
LAP	SECTOR 1	SECTOR 2	LAP TIME	MPH	DIFF	TIME OF DAY
1 -		27.538	1:26.247	82.60	9.073	14:47:47.431
2 -	51.503	27.177	1:18.680	90.55	1.506	14:49:06.111
3 -	51.174	27.338	1:18.512	90.74	1.338	14:50:24.623
4 -	50.684	27.130	1:17.814	91.55	0.640	14:51:42.437
5 -	50.398	27.039	1:17.437 (2)	92.00	0.263	14:52:59.874
6 -	50.403	27.074	1:17.477	91.95	0.303	14:54:17.351
7 -	50.381	26.793	1:17.174 (1)	92.31		14:55:34.525
8 -	50.807	27.047	1:17.854	91.51	0.680	14:56:52.379
9 -	50.545	26.927	1:17.472 (3)	91.96	0.298	14:58:09.851

P22 62 C		Oliver NUNN		Yamaha R6 - Intertechnic UK & STVL		
IDEAL LAP TIME : 1:16.606		BEST LAP TIME : 1:16.606		DIFFERENCE : 0.000		
LAP	SECTOR 1	SECTOR 2	LAP TIME	MPH	DIFF	TIME OF DAY
1 -		27.608	1:26.563	82.30	9.957	14:47:47.747
2 -	51.492	27.374	1:18.866	90.33	2.260	14:49:06.613
3 -	51.714	27.530	1:19.244	89.90	2.638	14:50:25.857
4 -	51.199	27.681	1:18.880	90.32	2.274	14:51:44.737
5 -	50.520	27.149	1:17.669	91.73	1.063	14:53:02.406
6 -	50.146	26.899	1:17.045 (3)	92.47	0.439	14:54:19.451
7 -	50.429	26.698	1:17.127	92.37	0.521	14:55:36.578
8 -	50.192	26.741	1:16.933 (2)	92.60	0.327	14:56:53.511
9 -	50.003	26.603	1:16.606 (1)	93.00		14:58:10.117

P23 686 C		Liam SPILLER		Yamaha R6 - LD Renovate Ltd		
IDEAL LAP TIME : 1:17.559		BEST LAP TIME : 1:17.559		DIFFERENCE : 0.000		
LAP	SECTOR 1	SECTOR 2	LAP TIME	MPH	DIFF	TIME OF DAY
1 -		27.610	1:25.633	83.19	8.074	14:47:46.817
2 -	51.775	27.469	1:19.244	89.90	1.685	14:49:06.061
3 -	52.031	27.443	1:19.474	89.64	1.915	14:50:25.535
4 -	51.361	28.089	1:19.450	89.67	1.891	14:51:44.985
5 -	51.403	27.257	1:18.660	90.57	1.101	14:53:03.645
6 -	50.598	26.961	1:17.559 (1)	91.86		14:54:21.204
7 -	50.781	27.002	1:17.783 (2)	91.59	0.224	14:55:38.987
8 -	51.007	27.126	1:18.133	91.18	0.574	14:56:57.120
9 -	50.817	27.176	1:17.993 (3)	91.34	0.434	14:58:15.113

P24 18 C		Blake KELLY		Yamaha R6 - Unrestricted Isle		
IDEAL LAP TIME : 1:18.282		BEST LAP TIME : 1:18.631		DIFFERENCE : 0.349		
LAP	SECTOR 1	SECTOR 2	LAP TIME	MPH	DIFF	TIME OF DAY
1 -		29.137	1:29.609	79.50	10.978	14:47:50.793
2 -	52.640	27.761	1:20.401	88.61	1.770	14:49:11.194
3 -	52.218	28.696	1:20.914	88.05	2.283	14:50:32.108
4 -	52.617	28.374	1:20.991	87.96	2.360	14:51:53.099
5 -	53.541	27.801	1:21.342	87.58	2.711	14:53:14.441
6 -	51.825	27.749	1:19.574	89.53	0.943	14:54:34.015
7 -	51.362	27.676	1:19.038 (3)	90.14	0.407	14:55:53.053
8 -	50.874	27.757	1:18.631 (1)	90.60		14:57:11.684
9 -	51.576	27.408	1:18.984 (2)	90.20	0.353	14:58:30.668

P25 22		Corey TINKER		Yamaha R6 - Aquatix-2U		
IDEAL LAP TIME :		BEST LAP TIME :		DIFFERENCE :		
LAP	SECTOR 1	SECTOR 2	LAP TIME	MPH	DIFF	TIME OF DAY
1 -		IN PIT	1:27.507 P	81.41		14:47:48.691

BMCRC - MRO Championships 2022 - Rnd 8 @ Donington Park National

DART Motorsport MRO 600/GP2 inc Clubman 600

RACE 14 - SECTOR ANALYSIS



SECTOR 1 = FL to I1, SECTOR 2 = I1 to FL, DIFF = Difference To Personal Best Lap, P = Crossed Finish Line in Pit Lane, D = Time Disallowed

P26		4 C		Tom SPALDING		Triumph 675R - Specialised Electrical Services Ltd		
IDEAL LAP TIME :		BEST LAP TIME :		DIFFERENCE :				
LAP	SECTOR 1	SECTOR 2	LAP TIME	MPH	DIFF	TIME OF DAY		
1 -		IN PIT	1:38.558	P 72.28		14:47:59.742		

BMCRC - MRO Championships 2022 - Rnd 8 @ Donington Park National

DART Motorsport MRO 600/GP2 inc Clubman 600

RACE 14 - BEST SECTORS

SECTOR 1			SECTOR 2			IDEAL / BEST COMPARISON						
POS	NO	NAME	TIME	NO	NAME	TIME	POS	NO	NAME	IDEAL	BEST	DIFF
									PERFECT LAP	1:11.100		
1	82	BULL	46.238	93	HARDIE	24.862	1	82	BULL	1:11.458	1:11.557	0.099
2	93	HARDIE	46.713	961	SIM	25.203	2	93	HARDIE	1:11.575	1:11.575	0.000
3	961	SIM	47.053	82	BULL	25.220	3	961	SIM	1:12.256	1:12.325	0.069
4	15	CROSBY	47.065	15	CROSBY	25.291	4	15	CROSBY	1:12.356	1:12.356	0.000
5	661	HARRIS	47.294	511	CLARKE	25.361	5	37	LATHAM	1:12.779	1:12.779	0.000
6	37	LATHAM	47.344	37	LATHAM	25.435	6	661	HARRIS	1:12.993	1:12.993	0.000
7	169	CUNNINGHAM	47.470	30	MELLOR	25.568	7	511	CLARKE	1:13.027	1:13.027	0.000
8	212	PALLET	47.620	212	PALLET	25.584	8	169	CUNNINGHAM	1:13.102	1:13.102	0.000
9	511	CLARKE	47.666	169	CUNNINGHAM	25.632	9	212	PALLET	1:13.204	1:13.204	0.000
10	30	MELLOR	47.808	661	HARRIS	25.699	10	30	MELLOR	1:13.376	1:13.376	0.000
11	84	LAILOW	48.286	84	LAILOW	25.730	11	84	LAILOW	1:14.016	1:14.110	0.094
12	87	POVAH	48.432	151	JONES	25.922	12	779	BRIAN	1:14.401	1:14.401	0.000
13	779	BRIAN	48.465	779	BRIAN	25.936	13	87	POVAH	1:14.413	1:14.786	0.373
14	151	JONES	48.557	87	POVAH	25.981	14	151	JONES	1:14.479	1:14.602	0.123
15	17	SHANN	48.850	5	REYNOLDS	26.323	15	17	SHANN	1:15.261	1:15.398	0.137
16	168	DALRYMPLE	49.048	17	SHANN	26.411	16	5	REYNOLDS	1:15.504	1:15.504	0.000
17	5	REYNOLDS	49.181	79	GARNER	26.439	17	168	DALRYMPLE	1:15.620	1:15.719	0.099
18	79	GARNER	49.603	33	CARPENTER	26.526	18	79	GARNER	1:16.042	1:16.042	0.000
19	73	THOMAS	49.771	168	DALRYMPLE	26.572	19	33	CARPENTER	1:16.316	1:16.515	0.199
20	33	CARPENTER	49.790	62	NUNN	26.603	20	62	NUNN	1:16.606	1:16.606	0.000
21	62	NUNN	50.003	45	MARSH	26.793	21	73	THOMAS	1:16.699	1:16.820	0.121
22	45	MARSH	50.381	73	THOMAS	26.928	22	45	MARSH	1:17.174	1:17.174	0.000
23	686	SPILLER	50.598	686	SPILLER	26.961	23	686	SPILLER	1:17.559	1:17.559	0.000
24	18	KELLY	50.874	18	KELLY	27.408	24	18	KELLY	1:18.282	1:18.631	0.349
25							25	22	TINKER			
26							26	4	SPALDING			

BMCRC - MRO Championships 2022 - Rnd 8 @ Donington Park National

DART Motorsport MRO 600/GP2 inc Clubman 600

RACE 14 - STATISTICS

Competitors Started 26
Planned Start 2022-09-04 @ 14:50:00.000
Actual Start 2022-09-04 @ 14:46:21.183
Finish Time 2022-09-04 @ 14:57:12.553
Track Length 1.9790mi.
Total Laps 218
Total Distance Covered 431.4366mi.

Session Fastest Lap History

NO	CL	NAME	LAP TIME	TIME OF DAY	LAP	VEHICLE
82		James BULL	1:11.692	14:48:48.768	2	Kawasaki ZX6R 636
82		James BULL	1:11.557	14:54:48.340	7	Kawasaki ZX6R 636

Session Leader History

NO	CL	NAME	FROM LAP	LAPS LED	DISTANCE	VEHICLE
82		James BULL	1	9	17.77 miles	Kawasaki ZX6R 636

Flag History

TYPE	TIME OF DAY
GREEN	14:46:21.183
FINISH	14:57:12.553

Flag Statistics

TYPE	COUNT	TOTAL LAPS	TOTAL TIME
Green	1	9	12:15.807
Red	0	0	0.000
Safety Car	0	0	0.000
FCY	0	0	0.000

BMCRC - MRO Championships 2022 - Rnd 8 @ Donington Park National

DART Motorsport MRO 600/GP2 inc Clubman 600

RACE 14 - STATISTICS

CLASS :

11 Starters

Fastest Lap History

NO	NAME	LAP TIME	TIME OF DAY	LAP	VEHICLE
82	James BULL	1:11.692	14:48:48.768	2	Kawasaki ZX6R 636
82	James BULL	1:11.557	14:54:48.340	7	Kawasaki ZX6R 636

Leader History

NO	NAME	FROM LAP	LAPS LED	DISTANCE	VEHICLE
82	James BULL	1	9	17.77 miles	Kawasaki ZX6R 636

BMCRC - MRO Championships 2022 - Rnd 8 @ Donington Park National

DART Motorsport MRO 600/GP2 inc Clubman 600

RACE 14 - STATISTICS

CLASS : C

14 Starters

Fastest Lap History

NO	NAME	LAP TIME	TIME OF DAY	LAP	VEHICLE
212	Matt PALLETT	1:15.659	14:48:55.380	2	Yamaha R6
30	Owen MELLOR	1:15.111	14:48:56.206	2	Kawasaki ZX-6
511	Ross CLARKE	1:14.395	14:48:56.658	2	Kawasaki ZX600RR
212	Matt PALLETT	1:13.786	14:50:09.166	3	Yamaha R6
511	Ross CLARKE	1:13.451	14:52:38.903	5	Kawasaki ZX600RR
212	Matt PALLETT	1:13.204	14:57:33.352	9	Yamaha R6
511	Ross CLARKE	1:13.027	14:57:33.527	9	Kawasaki ZX600RR

Leader History

NO	NAME	FROM LAP	LAPS LED	DISTANCE	VEHICLE
212	Matt PALLETT	1	9	17.77 miles	Yamaha R6

BMCRC - MRO Championships 2022 - Rnd 8 @ Donington Park National

DART Motorsport MRO 600/GP2 inc Clubman 600

RACE 14 - STATISTICS

CLASS : GP2

1 Starters

Fastest Lap History

NO	NAME	LAP TIME	TIME OF DAY	LAP	VEHICLE
661	Cameron HARRIS	1:14.516	14:48:54.756	2	Triumph 675R
661	Cameron HARRIS	1:13.635	14:50:08.390	3	Triumph 675R
661	Cameron HARRIS	1:13.536	14:51:21.926	4	Triumph 675R
661	Cameron HARRIS	1:13.520	14:53:48.996	6	Triumph 675R
661	Cameron HARRIS	1:12.993	14:55:01.990	7	Triumph 675R

Leader History

NO	NAME	FROM LAP	LAPS LED	DISTANCE	VEHICLE
661	Cameron HARRIS	1	9	17.77 miles	Triumph 675R

**Properly
Protected**

.CO.UK



MRO MINITWINS & ROOKIE MINITWINS

Supported by Properly Protected



BMCRC-MRO Championships - Round 8
Donington Park National
3rd / 4th September 2022



Timing & Results Provided by Timing Solutions Ltd

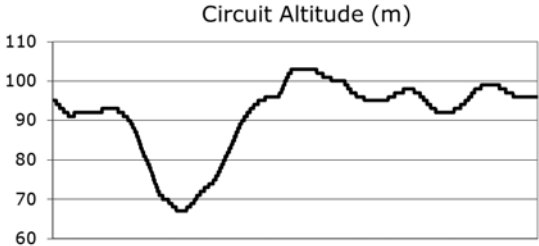
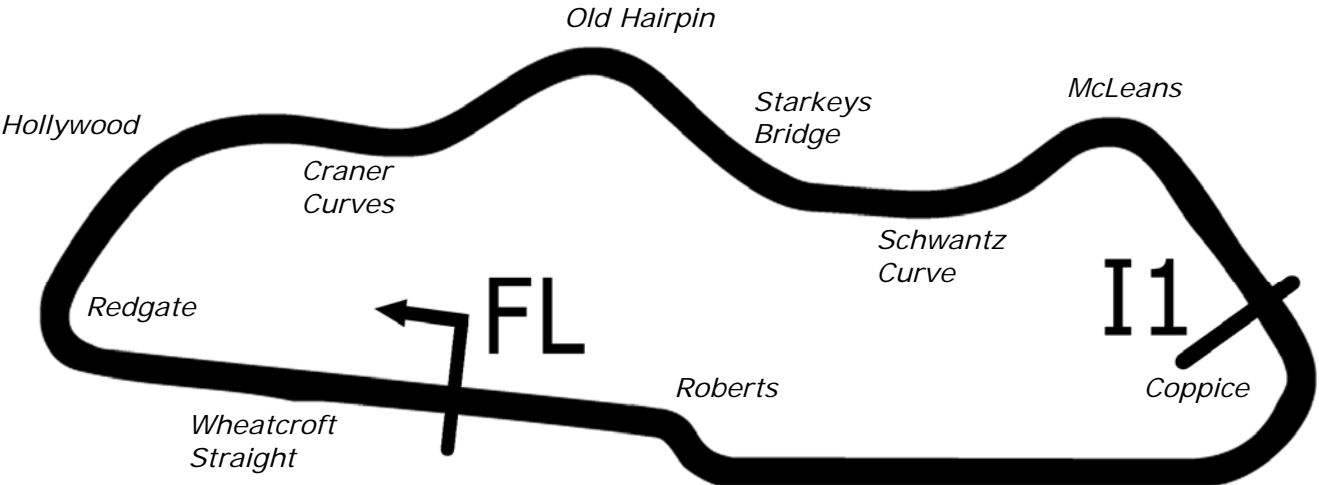
www.tsl-timing.com

Donington Park National



SPORTS TIMING

TIMING SOLUTIONS LTD



Length	1.9790 miles	3185.0 m	
FL		52.82971 N	1.37867 W
I1	2096m	52.82978 N	1.36508 W
Pit Entry	3100m	52.82951 N	1.37832 W
Pit Exit	229m after FL	52.82996 N	1.38205 W
Pit Entry–Pit Exit 256m, 18.4s @50kph, 15.3s @60kph			

All results available at www.tsl-timing.com

BMCRC - MRO Championships 2022 - Rnd 8 @ Donington Park National



MRO Minitwins & Rookie Minitwins

QUALIFYING - CLASSIFICATION

POS	NO	CL	PIC NAME	ENTRY	TIME	ON	LAPS	GAP	DIFF	MPH
1	184		1 David TWYFORD	Suzuki SV650 - MHP, IMP Racing	1:17.261	6	8			92.21
2	26		2 Glynn DAVIES	Suzuki SV650 -	1:17.883	9	10	0.622	0.622	91.47
3	97		3 Alex MANN	Suzuki SV650 - Michael Jones Jewellers,Esprit Group,1	1:17.925	8	9	0.664	0.042	91.42
4	79		4 James O'MARA	Suzuki SV650 - BRP Machining Ltd	1:18.017	6	8	0.756	0.092	91.32
5	627	RMT	1 Aaron MONK	Suzuki SV650 - flyaspitfire.co.uk	1:18.072	8	10	0.811	0.055	91.25
6	19		5 Kevin LILLEY	Suzuki SV650 - Trafalgar Cleaning Eqpt. / Steve Jordar	1:18.461	9	9	1.200	0.389	90.80
7	87		6 Keith POVAH	Suzuki SV 650 -	1:19.177	5	9	1.916	0.716	89.98
8	20	RMT	2 Jack MUIR	Suzuki SV650 -	1:19.238	10	10	1.977	0.061	89.91
9	6		7 Martin COOPER	Suzuki SV650 -	1:19.612	6	8	2.351	0.374	89.49
10	58		8 Stacey KILLWORTH	Suzuki SV650 - Greenplant/Evers	1:19.784	8	9	2.523	0.172	89.29
11	81		9 Malvern MAY	Suzuki SV650 - IMP racing	1:20.420	4	9	3.159	0.636	88.59
12	199	RMT	3 Roger PARKES	Suzuki SV650 - Simply Owners Ltd	1:21.459	8	9	4.198	1.039	87.46
13	116		10 Gareth FAITH	Suzuki SV650 - Sitramoto/Arktis	1:21.550	7	9	4.289	0.091	87.36
14	82		11 Liam SPILLER	Suzuki SV650 - LD Renovate Ltd	1:21.850	8	9	4.589	0.300	87.04
15	561		12 David LESLIE	Suzuki SV650 -	1:21.872	8	9	4.611	0.022	87.02
16	34		13 Andrew JOHNSON	Suzuki SV650 - Rose & Charlie Racing	1:22.303	3	9	5.042	0.431	86.56
17	93		14 Tony BOTTO	Suzuki SV650 - TB Motorcycles	1:22.345	8	9	5.084	0.042	86.52
18	91	RMT	4 Ben WEST	Suzuki SV650 - RV2 power	1:22.410	6	9	5.149	0.065	86.45
19	191	RMT	5 Justin GRACE	Suzuki SV650 - G-Race Motorsports	1:22.445	7	8	5.184	0.035	86.41
20	99*		15 Lee ELLIS	Suzuki SV650 - ATP Motorsport	1:22.464	8	9	5.203	0.019	86.39
21	70		16 Colin HALL	Suzuki SV650 -	1:23.189	9	9	5.928	0.725	85.64
22	45	RMT	6 Terence QUINCE	Suzuki SV650 - K&Q	1:23.200	7	9	5.939	0.011	85.63
23	61	RMT	7 Nick HOLMES	Suzuki SV650 -	1:23.587	8	9	6.326	0.387	85.23
24	167	RMT	8 Terry SMITH	Suzuki SV650 - IMP Racing	1:24.744	8	9	7.483	1.157	84.07
25	78	RMT	9 Tim FRAMPTON	Suzuki SV650 - K66	1:24.826	9	9	7.565	0.082	83.99
26	138		17 Craig JARMIN	Suzuki SV650 - SK PreP	1:24.975	7	7	7.714	0.149	83.84
27	44		18 Tony PARKER	Suzuki SV650 - Insta ... emerald_elevators	1:25.277	7	9	8.016	0.302	83.54
28	188	RMT	10 Ben RICHARDS	Suzuki SV650 -	1:26.101	9	9	8.840	0.824	82.74
29	152	RMT	11 Samuel DOWNES	Suzuki SV650 -	1:26.759	8	9	9.498	0.658	82.11

* Bike 99 - Please fit a working transponder

Weather / Track : Bright / Dry

These results are provisional until the conclusion of any judicial and technical matters.

Donington Park National: 1.9790 miles
Date: 03/09/2022 Start: 10:30 Finish: 10:43

Clerk Of Course :	Stewards :	Timekeeper : <i>Craig Smith</i>
-------------------	------------	------------------------------------

Results can be found at www.tsl-timing.com

Printed - 10:46 Saturday, 03 September 2022



BMCRC - MRO Championships 2022 - Rnd 8 @ Donington Park National

MRO Minitwins & Rookie Minitwins

QUALIFYING - SECTOR ANALYSIS



SECTOR 1 = FL to I1, SECTOR 2 = I1 to FL, DIFF = Difference To Personal Best Lap, P = Crossed Finish Line in Pit Lane, D = Time Disallowed

P1 184		David TWYFORD		Suzuki SV650 - MHP, IMP Racing		
IDEAL LAP TIME : 1:17.255		BEST LAP TIME : 1:17.261		DIFFERENCE : 0.006		
LAP	SECTOR 1	SECTOR 2	LAP TIME	MPH	DIFF	TIME OF DAY
1 -	OUTLAP	28.159	1:36.141	74.10	18.880	10:34:50.930
2 -	50.181	27.452	1:17.633	91.77	0.372	10:36:08.563
3 -	51.481	27.485	1:18.966	90.22	1.705	10:37:27.529
4 -	51.729	27.468	1:19.197	89.96	1.936	10:38:46.726
5 -	50.464	27.497	1:17.961	91.38	0.700	10:40:04.687
6 -	50.033	27.228	1:17.261 (1)	92.21		10:41:21.948
7 -	50.066	27.222	1:17.288 (2)	92.18	0.027	10:42:39.236
8 -	50.174	27.248	1:17.422 (3)	92.02	0.161	10:43:56.658

P2 26		Glynn DAVIES		Suzuki SV650 -		
IDEAL LAP TIME : 1:17.313		BEST LAP TIME : 1:17.883		DIFFERENCE : 0.570		
LAP	SECTOR 1	SECTOR 2	LAP TIME	MPH	DIFF	TIME OF DAY
1 -	55.814	29.566	1:25.380	83.44	7.497	10:32:32.671
2 -	52.239	28.642	1:20.881	88.08	2.998	10:33:53.552
3 -	51.879	27.843	1:19.722	89.36	1.839	10:35:13.274
4 -	52.301	27.907	1:20.208	88.82	2.325	10:36:33.482
5 -	50.996	27.536	1:18.532	90.72	0.649	10:37:52.014
6 -	50.235	27.744	1:17.979 (2)	91.36	0.096	10:39:09.993
7 -	50.951	27.288	1:18.239	91.06	0.356	10:40:28.232
8 -	51.434	27.228	1:18.662	90.57	0.779	10:41:46.894
9 -	50.085	27.798	1:17.883 (1)	91.47		10:43:04.777
10 -	50.631	27.461	1:18.092 (3)	91.23	0.209	10:44:22.869

P3 97		Alex MANN		Suzuki SV650 - Michael Jones Jewellers,Esprit Group,TT50 cars		
IDEAL LAP TIME : 1:17.911		BEST LAP TIME : 1:17.925		DIFFERENCE : 0.014		
LAP	SECTOR 1	SECTOR 2	LAP TIME	MPH	DIFF	TIME OF DAY
1 -	OUTLAP	28.520	1:36.058	74.17	18.133	10:33:28.278
2 -	51.309	28.057	1:19.366	89.76	1.441	10:34:47.644
3 -	51.272	28.244	1:19.516	89.60	1.591	10:36:07.160
4 -	52.542	28.072	1:20.614	88.37	2.689	10:37:27.774
5 -	52.113	27.795	1:19.908	89.16	1.983	10:38:47.682
6 -	51.012	27.564	1:18.576	90.67	0.651	10:40:06.258
7 -	50.654	27.610	1:18.264 (3)	91.03	0.339	10:41:24.522
8 -	50.436	27.489	1:17.925 (1)	91.42		10:42:42.447
9 -	50.422	27.699	1:18.121 (2)	91.20	0.196	10:44:00.568

P4 79		James O'MARA		Suzuki SV650 - BRP Machining Ltd		
IDEAL LAP TIME : 1:17.802		BEST LAP TIME : 1:18.017		DIFFERENCE : 0.215		
LAP	SECTOR 1	SECTOR 2	LAP TIME	MPH	DIFF	TIME OF DAY
1 -	OUTLAP	29.063	1:38.841	72.08	20.824	10:34:35.365
2 -	51.819	28.082	1:19.901	89.16	1.884	10:35:55.266
3 -	50.714	27.481	1:18.195 (2)	91.11	0.178	10:37:13.461
4 -	54.778	28.462	1:23.240	85.59	5.223	10:38:36.701
5 -	50.904	27.473	1:18.377 (3)	90.90	0.360	10:39:55.078
6 -	50.329	27.688	1:18.017 (1)	91.32		10:41:13.095
7 -	51.096	37.070	1:28.166	80.80	10.149	10:42:41.261
8 -	51.293	31.396	1:22.689	86.16	4.672	10:44:03.950

BMCRC - MRO Championships 2022 - Rnd 8 @ Donington Park National

MRO Minitwins & Rookie Minitwins

QUALIFYING - SECTOR ANALYSIS



SECTOR 1 = FL to I1, SECTOR 2 = I1 to FL, DIFF = Difference To Personal Best Lap, P = Crossed Finish Line in Pit Lane, D = Time Disallowed

P5 627 RMT		Aaron MONK		Suzuki SV650 - flyaspitfire.co.uk			
IDEAL LAP TIME : 1:18.016		BEST LAP TIME : 1:18.072		DIFFERENCE : 0.056			
LAP	SECTOR 1	SECTOR 2	LAP TIME	MPH	DIFF	TIME OF DAY	
1 -	53.774	28.071	1:21.845	87.05	3.773	10:32:01.730	
2 -	51.563	27.857	1:19.420	89.70	1.348	10:33:21.150	
3 -	51.675	27.898	1:19.573	89.53	1.501	10:34:40.723	
4 -	51.955	27.962	1:19.917	89.15	1.845	10:36:00.640	
5 -	51.331	27.621	1:18.952	90.24	0.880	10:37:19.592	
6 -	50.695	27.515	1:18.210 (2)	91.09	0.138	10:38:37.802	
7 -	51.096	27.517	1:18.613	90.62	0.541	10:39:56.415	
8 -	50.543	27.529	1:18.072 (1)	91.25		10:41:14.487	
9 -	50.501	28.147	1:18.648	90.58	0.576	10:42:33.135	
10 -	50.511	27.982	1:18.493 (3)	90.76	0.421	10:43:51.628	

P6 19		Kevin LILLEY		Suzuki SV650 - Trafalgar Cleaning Eqpt. / Steve Jordan Motorcy			
IDEAL LAP TIME : 1:18.234		BEST LAP TIME : 1:18.461		DIFFERENCE : 0.227			
LAP	SECTOR 1	SECTOR 2	LAP TIME	MPH	DIFF	TIME OF DAY	
1 -	OUTLAP	29.234	1:38.959	71.99	20.498	10:33:20.507	
2 -	51.989	28.049	1:20.038	89.01	1.577	10:34:40.545	
3 -	53.314	28.336	1:21.650	87.25	3.189	10:36:02.195	
4 -	52.659	28.453	1:21.112	87.83	2.651	10:37:23.307	
5 -	51.157	27.949	1:19.106 (3)	90.06	0.645	10:38:42.413	
6 -	51.277	28.168	1:19.445	89.68	0.984	10:40:01.858	
7 -	51.218	28.021	1:19.239	89.91	0.778	10:41:21.097	
8 -	51.233	27.616	1:18.849 (2)	90.35	0.388	10:42:39.946	
9 -	50.618	27.843	1:18.461 (1)	90.80		10:43:58.407	

P7 87		Keith POVAH		Suzuki SV 650 -			
IDEAL LAP TIME : 1:18.941		BEST LAP TIME : 1:19.177		DIFFERENCE : 0.236			
LAP	SECTOR 1	SECTOR 2	LAP TIME	MPH	DIFF	TIME OF DAY	
1 -	OUTLAP	30.823	1:44.246	68.34	25.069	10:33:40.690	
2 -	54.034	28.353	1:22.387	86.47	3.210	10:35:03.077	
3 -	52.721	28.672	1:21.393	87.53	2.216	10:36:24.470	
4 -	52.418	28.348	1:20.766	88.21	1.589	10:37:45.236	
5 -	51.555	27.622	1:19.177 (1)	89.98		10:39:04.413	
6 -	51.459	27.888	1:19.347 (2)	89.79	0.170	10:40:23.760	
7 -	51.469	28.097	1:19.566	89.54	0.389	10:41:43.326	
8 -	51.726	28.245	1:19.971	89.09	0.794	10:43:03.297	
9 -	51.319	28.146	1:19.465 (3)	89.65	0.288	10:44:22.762	

P8 20 RMT		Jack MUIR		Suzuki SV650 -			
IDEAL LAP TIME : 1:18.907		BEST LAP TIME : 1:19.238		DIFFERENCE : 0.331			
LAP	SECTOR 1	SECTOR 2	LAP TIME	MPH	DIFF	TIME OF DAY	
1 -	54.405	28.618	1:23.023	85.81	3.785	10:32:05.673	
2 -	52.836	28.002	1:20.838	88.13	1.600	10:33:26.511	
3 -	51.980	28.278	1:20.258	88.77	1.020	10:34:46.769	
4 -	51.806	28.339	1:20.145	88.89	0.907	10:36:06.914	
5 -	52.123	27.719	1:19.842	89.23	0.604	10:37:26.756	
6 -	52.040	28.782	1:20.822	88.15	1.584	10:38:47.578	
7 -	51.915	27.707	1:19.622 (3)	89.48	0.384	10:40:07.200	
8 -	52.877	27.963	1:20.840	88.13	1.602	10:41:28.040	
9 -	51.997	27.525	1:19.522 (2)	89.59	0.284	10:42:47.562	
10 -	51.382	27.856	1:19.238 (1)	89.91		10:44:06.800	

BMCRC - MRO Championships 2022 - Rnd 8 @ Donington Park National

MRO Minitwins & Rookie Minitwins

QUALIFYING - SECTOR ANALYSIS



SECTOR 1 = FL to I1, SECTOR 2 = I1 to FL, DIFF = Difference To Personal Best Lap, P = Crossed Finish Line in Pit Lane, D = Time Disallowed

P9 6		Martin COOPER		Suzuki SV650 -			
IDEAL LAP TIME : 1:19.505		BEST LAP TIME : 1:19.612		DIFFERENCE : 0.107			
LAP	SECTOR 1	SECTOR 2	LAP TIME	MPH	DIFF	TIME OF DAY	
1 -	OUTLAP	29.707	1:44.471	68.19	24.859	10:34:26.588	
2 -	52.898	28.432	1:21.330	87.60	1.718	10:35:47.918	
3 -	52.191	28.204	1:20.395	88.62	0.783	10:37:08.313	
4 -	52.578	28.795	1:21.373	87.55	1.761	10:38:29.686	
5 -	51.833	28.138	1:19.971 (3)	89.09	0.359	10:39:49.657	
6 -	51.538	28.074	1:19.612 (1)	89.49		10:41:09.269	
7 -	51.786	28.379	1:20.165	88.87	0.553	10:42:29.434	
8 -	51.431	28.347	1:19.778 (2)	89.30	0.166	10:43:49.212	

P10 58		Stacey KILLWORTH		Suzuki SV650 - Greenplant/Everns			
IDEAL LAP TIME : 1:19.652		BEST LAP TIME : 1:19.784		DIFFERENCE : 0.132			
LAP	SECTOR 1	SECTOR 2	LAP TIME	MPH	DIFF	TIME OF DAY	
1 -	55.072	28.684	1:23.756	85.06	3.972	10:32:35.756	
2 -	52.954	31.154	1:24.108	84.70	4.324	10:33:59.864	
3 -	52.889	28.537	1:21.426	87.49	1.642	10:35:21.290	
4 -	52.405	28.229	1:20.634 (3)	88.35	0.850	10:36:41.924	
5 -	52.449	28.192	1:20.641	88.35	0.857	10:38:02.565	
6 -	53.025	28.406	1:21.431	87.49	1.647	10:39:23.996	
7 -	52.358	28.064	1:20.422 (2)	88.59	0.638	10:40:44.418	
8 -	51.746	28.038	1:19.784 (1)	89.29		10:42:04.202	
9 -	51.614	IN PIT	1:24.743 P	84.07	4.959	10:43:28.945	

P11 81		Malvern MAY		Suzuki SV650 - IMP racing			
IDEAL LAP TIME : 1:19.983		BEST LAP TIME : 1:20.420		DIFFERENCE : 0.437			
LAP	SECTOR 1	SECTOR 2	LAP TIME	MPH	DIFF	TIME OF DAY	
1 -	54.394	28.696	1:23.090	85.74	2.670	10:32:03.332	
2 -	52.171	1:26.578	2:18.749	51.34	58.329	10:34:22.081	
3 -	56.106	29.353	1:25.459	83.36	5.039	10:35:47.540	
4 -	51.975	28.445	1:20.420 (1)	88.59		10:37:07.960	
5 -	52.509	29.131	1:21.640	87.26	1.220	10:38:29.600	
6 -	52.378	28.161	1:20.539 (3)	88.46	0.119	10:39:50.139	
7 -	52.315	28.404	1:20.719	88.26	0.299	10:41:10.858	
8 -	52.222	28.560	1:20.782	88.19	0.362	10:42:31.640	
9 -	51.822	28.615	1:20.437 (2)	88.57	0.017	10:43:52.077	

P12 199 RMT		Roger PARKES		Suzuki SV650 - Simply Owners Ltd			
IDEAL LAP TIME : 1:21.459		BEST LAP TIME : 1:21.459		DIFFERENCE : 0.000			
LAP	SECTOR 1	SECTOR 2	LAP TIME	MPH	DIFF	TIME OF DAY	
1 -	58.599	29.887	1:28.486	80.51	7.027	10:32:16.807	
2 -	54.924	29.046	1:23.970	84.84	2.511	10:33:40.777	
3 -	53.299	28.430	1:21.729 (3)	87.17	0.270	10:35:02.506	
4 -	53.114	28.645	1:21.759	87.14	0.300	10:36:24.265	
5 -	53.462	28.494	1:21.956	86.93	0.497	10:37:46.221	
6 -	53.224	28.407	1:21.631 (2)	87.27	0.172	10:39:07.852	
7 -	53.551	29.057	1:22.608	86.24	1.149	10:40:30.460	
8 -	53.087	28.372	1:21.459 (1)	87.46		10:41:51.919	
9 -	53.661	28.688	1:22.349	86.51	0.890	10:43:14.268	

BMCRC - MRO Championships 2022 - Rnd 8 @ Donington Park National

MRO Minitwins & Rookie Minitwins

QUALIFYING - SECTOR ANALYSIS



SECTOR 1 = FL to I1, SECTOR 2 = I1 to FL, DIFF = Difference To Personal Best Lap, P = Crossed Finish Line in Pit Lane, D = Time Disallowed

P13 116		Gareth FAITH		Suzuki SV650 - Sitramoto/Arktis			
IDEAL LAP TIME : 1:21.550		BEST LAP TIME : 1:21.550		DIFFERENCE : 0.000			
LAP	SECTOR 1	SECTOR 2	LAP TIME	MPH	DIFF	TIME OF DAY	
1 -	58.169	29.794	1:27.963	80.99	6.413	10:32:11.638	
2 -	55.500	29.800	1:25.300	83.52	3.750	10:33:36.938	
3 -	54.316	29.304	1:23.620	85.20	2.070	10:35:00.558	
4 -	54.155	29.841	1:23.996	84.82	2.446	10:36:24.554	
5 -	54.437	28.816	1:23.253	85.57	1.703	10:37:47.807	
6 -	53.609	28.661	1:22.270 (2)	86.60	0.720	10:39:10.077	
7 -	52.959	28.591	1:21.550 (1)	87.36		10:40:31.627	
8 -	53.110	29.387	1:22.497 (3)	86.36	0.947	10:41:54.124	
9 -	53.575	29.054	1:22.629	86.22	1.079	10:43:16.753	

P14 82		Liam SPILLER		Suzuki SV650 - LD Renovate Ltd			
IDEAL LAP TIME : 1:21.703		BEST LAP TIME : 1:21.850		DIFFERENCE : 0.147			
LAP	SECTOR 1	SECTOR 2	LAP TIME	MPH	DIFF	TIME OF DAY	
1 -	57.761	30.271	1:28.032	80.93	6.182	10:32:13.297	
2 -	54.746	29.312	1:24.058	84.75	2.208	10:33:37.355	
3 -	54.550	28.735	1:23.285	85.54	1.435	10:35:00.640	
4 -	53.913	28.846	1:22.759	86.08	0.909	10:36:23.399	
5 -	55.079	28.577	1:23.656	85.16	1.806	10:37:47.055	
6 -	53.427	28.538	1:21.965 (2)	86.92	0.115	10:39:09.020	
7 -	53.623	28.376	1:21.999 (3)	86.88	0.149	10:40:31.019	
8 -	53.327	28.523	1:21.850 (1)	87.04		10:41:52.869	
9 -	53.767	28.460	1:22.227	86.64	0.377	10:43:15.096	

P15 561		David LESLIE		Suzuki SV650 -			
IDEAL LAP TIME : 1:21.815		BEST LAP TIME : 1:21.872		DIFFERENCE : 0.057			
LAP	SECTOR 1	SECTOR 2	LAP TIME	MPH	DIFF	TIME OF DAY	
1 -	58.995	30.484	1:29.479	79.62	7.607	10:32:33.362	
2 -	56.024	30.562	1:26.586	82.28	4.714	10:33:59.948	
3 -	53.677	28.942	1:22.619	86.23	0.747	10:35:22.567	
4 -	53.750	28.748	1:22.498	86.36	0.626	10:36:45.065	
5 -	53.777	28.684	1:22.461 (3)	86.40	0.589	10:38:07.526	
6 -	53.329	29.189	1:22.518	86.34	0.646	10:39:30.044	
7 -	53.720	28.486	1:22.206 (2)	86.66	0.334	10:40:52.250	
8 -	53.333	28.539	1:21.872 (1)	87.02		10:42:14.122	
9 -	53.828	29.477	1:23.305	85.52	1.433	10:43:37.427	

P16 34		Andrew JOHNSON		Suzuki SV650 - Rose & Charlie Racing			
IDEAL LAP TIME : 1:22.078		BEST LAP TIME : 1:22.303		DIFFERENCE : 0.225			
LAP	SECTOR 1	SECTOR 2	LAP TIME	MPH	DIFF	TIME OF DAY	
1 -	58.042	29.443	1:27.485	81.43	5.182	10:32:11.925	
2 -	53.919	29.144	1:23.063	85.77	0.760	10:33:34.988	
3 -	53.761	28.542	1:22.303 (1)	86.56		10:34:57.291	
4 -	53.981	28.498	1:22.479	86.38	0.176	10:36:19.770	
5 -	54.010	28.824	1:22.834	86.01	0.531	10:37:42.604	
6 -	53.870	28.462	1:22.332 (2)	86.53	0.029	10:39:04.936	
7 -	53.676	28.798	1:22.474 (3)	86.38	0.171	10:40:27.410	
8 -	53.945	28.926	1:22.871	85.97	0.568	10:41:50.281	
9 -	53.616	28.903	1:22.519	86.33	0.216	10:43:12.800	

BMCRC - MRO Championships 2022 - Rnd 8 @ Donington Park National

MRO Minitwins & Rookie Minitwins

QUALIFYING - SECTOR ANALYSIS



SECTOR 1 = FL to I1, SECTOR 2 = I1 to FL, DIFF = Difference To Personal Best Lap, P = Crossed Finish Line in Pit Lane, D = Time Disallowed

P17 93		Tony BOTTO		Suzuki SV650 - TB Motorcycles			
IDEAL LAP TIME : 1:22.131		BEST LAP TIME : 1:22.345		DIFFERENCE : 0.214			
LAP	SECTOR 1	SECTOR 2	LAP TIME	MPH	DIFF	TIME OF DAY	
1 -	59.302	30.596	1:29.898	79.25	7.553	10:32:33.174	
2 -	56.620	31.123	1:27.743	81.19	5.398	10:34:00.917	
3 -	56.224	29.433	1:25.657	83.17	3.312	10:35:26.574	
4 -	54.969	29.598	1:24.567	84.24	2.222	10:36:51.141	
5 -	54.470	28.901	1:23.371 (2)	85.45	1.026	10:38:14.512	
6 -	54.514	29.045	1:23.559	85.26	1.214	10:39:38.071	
7 -	54.643	28.749	1:23.392 (3)	85.43	1.047	10:41:01.463	
8 -	53.382	28.963	1:22.345 (1)	86.52		10:42:23.808	
9 -	54.878	IN PIT	1:31.059 P	78.24	8.714	10:43:54.867	

P18 91 RMT		Ben WEST		Suzuki SV650 - RV2 power			
IDEAL LAP TIME : 1:22.410		BEST LAP TIME : 1:22.410		DIFFERENCE : 0.000			
LAP	SECTOR 1	SECTOR 2	LAP TIME	MPH	DIFF	TIME OF DAY	
1 -	1:00.524	30.952	1:31.476	77.88	9.066	10:32:21.000	
2 -	55.564	30.240	1:25.804	83.03	3.394	10:33:46.804	
3 -	54.650	29.517	1:24.167	84.64	1.757	10:35:10.971	
4 -	57.708	31.467	1:29.175	79.89	6.765	10:36:40.146	
5 -	54.703	29.192	1:23.895	84.92	1.485	10:38:04.041	
6 -	53.377	29.033	1:22.410 (1)	86.45		10:39:26.451	
7 -	53.767	29.047	1:22.814 (2)	86.03	0.404	10:40:49.265	
8 -	53.722	29.454	1:23.176 (3)	85.65	0.766	10:42:12.441	
9 -	54.753	31.588	1:26.341	82.51	3.931	10:43:38.782	

P19 191 RMT		Justin GRACE		Suzuki SV650 - G-Race Motorsports			
IDEAL LAP TIME : 1:22.445		BEST LAP TIME : 1:22.445		DIFFERENCE : 0.000			
LAP	SECTOR 1	SECTOR 2	LAP TIME	MPH	DIFF	TIME OF DAY	
1 -	1:00.447	30.539	1:30.986	78.30	8.541	10:32:48.122	
2 -	55.887	32.966	1:28.853	80.18	6.408	10:34:16.975	
3 -	55.470	29.360	1:24.830	83.98	2.385	10:35:41.805	
4 -	54.506	29.455	1:23.961 (3)	84.85	1.516	10:37:05.766	
5 -	1:05.622	33.470	1:39.092	71.89	16.647	10:38:44.858	
6 -	54.567	29.194	1:23.761 (2)	85.05	1.316	10:40:08.619	
7 -	53.257	29.188	1:22.445 (1)	86.41		10:41:31.064	
8 -	1:04.986	IN PIT	1:44.339 P	68.28	21.894	10:43:15.403	

P20 99		Lee ELLIS		Suzuki SV650 - ATP Motorsport			
IDEAL LAP TIME :		BEST LAP TIME : 1:22.464		DIFFERENCE :			
LAP	SECTOR 1	SECTOR 2	LAP TIME	MPH	DIFF	TIME OF DAY	
1 -			1:30.731	78.52	8.267	10:32:24.265	
2 -			1:24.131	84.68	1.667	10:33:48.396	
3 -			1:23.029	85.80	0.565	10:35:11.425	
4 -			1:24.928	83.89	2.464	10:36:36.353	
5 -			1:23.685	85.13	1.221	10:38:00.038	
6 -			1:22.658 (2)	86.19	0.194	10:39:22.696	
7 -			1:22.900	85.94	0.436	10:40:45.596	
8 -			1:22.464 (1)	86.39		10:42:08.060	
9 -			1:22.739 (3)	86.10	0.275	10:43:30.799	

BMCRC - MRO Championships 2022 - Rnd 8 @ Donington Park National

MRO Minitwins & Rookie Minitwins

QUALIFYING - SECTOR ANALYSIS



SECTOR 1 = FL to I1, SECTOR 2 = I1 to FL, DIFF = Difference To Personal Best Lap, P = Crossed Finish Line in Pit Lane, D = Time Disallowed

P21 70		Colin HALL		Suzuki SV650 -			
IDEAL LAP TIME : 1:23.184		BEST LAP TIME : 1:23.189		DIFFERENCE : 0.005			
LAP	SECTOR 1	SECTOR 2	LAP TIME	MPH	DIFF	TIME OF DAY	
1 -	1:01.183	32.132	1:33.315	76.35	10.126	10:33:01.075	
2 -	57.744	30.978	1:28.722	80.30	5.533	10:34:29.797	
3 -	57.167	30.813	1:27.980	80.98	4.791	10:35:57.777	
4 -	56.914	29.427	1:26.341	82.51	3.152	10:37:24.118	
5 -	56.397	29.773	1:26.170	82.68	2.981	10:38:50.288	
6 -	55.645	29.313	1:24.958	83.86	1.769	10:40:15.246	
7 -	54.897	29.175	1:24.072 (3)	84.74	0.883	10:41:39.318	
8 -	54.461	29.386	1:23.847 (2)	84.97	0.658	10:43:03.165	
9 -	54.009	29.180	1:23.189 (1)	85.64		10:44:26.354	

P22 45 RMT		Terence QUINCE		Suzuki SV650 - K&Q			
IDEAL LAP TIME : 1:23.200		BEST LAP TIME : 1:23.200		DIFFERENCE : 0.000			
LAP	SECTOR 1	SECTOR 2	LAP TIME	MPH	DIFF	TIME OF DAY	
1 -	1:00.371	30.736	1:31.107	78.20	7.907	10:32:21.669	
2 -	56.194	30.033	1:26.227	82.62	3.027	10:33:47.896	
3 -	55.742	29.477	1:25.219	83.60	2.019	10:35:13.115	
4 -	55.133	29.356	1:24.489	84.32	1.289	10:36:37.604	
5 -	54.609	29.053	1:23.662 (3)	85.15	0.462	10:38:01.266	
6 -	54.844	29.485	1:24.329	84.48	1.129	10:39:25.595	
7 -	54.394	28.806	1:23.200 (1)	85.63		10:40:48.795	
8 -	54.485	28.941	1:23.426 (2)	85.40	0.226	10:42:12.221	
9 -	56.680	29.472	1:26.152	82.69	2.952	10:43:38.373	

P23 61 RMT		Nick HOLMES		Suzuki SV650 -			
IDEAL LAP TIME : 1:23.587		BEST LAP TIME : 1:23.587		DIFFERENCE : 0.000			
LAP	SECTOR 1	SECTOR 2	LAP TIME	MPH	DIFF	TIME OF DAY	
1 -	59.749	30.875	1:30.624	78.61	7.037	10:32:18.690	
2 -	56.016	30.344	1:26.360	82.49	2.773	10:33:45.050	
3 -	56.070	30.049	1:26.119	82.73	2.532	10:35:11.169	
4 -	55.057	29.531	1:24.588	84.22	1.001	10:36:35.757	
5 -	54.993	29.680	1:24.673	84.14	1.086	10:38:00.430	
6 -	54.875	29.273	1:24.148 (2)	84.66	0.561	10:39:24.578	
7 -	54.936	29.529	1:24.465 (3)	84.35	0.878	10:40:49.043	
8 -	54.412	29.175	1:23.587 (1)	85.23		10:42:12.630	
9 -	55.012	29.622	1:24.634	84.18	1.047	10:43:37.264	

P24 167 RMT		Terry SMITH		Suzuki SV650 - IMP Racing			
IDEAL LAP TIME : 1:24.386		BEST LAP TIME : 1:24.744		DIFFERENCE : 0.358			
LAP	SECTOR 1	SECTOR 2	LAP TIME	MPH	DIFF	TIME OF DAY	
1 -	1:03.355	32.962	1:36.317	73.97	11.573	10:32:58.255	
2 -	58.196	32.894	1:31.090	78.21	6.346	10:34:29.345	
3 -	57.082	30.694	1:27.776	81.16	3.032	10:35:57.121	
4 -	56.291	29.984	1:26.275	82.58	1.531	10:37:23.396	
5 -	56.716	29.805	1:26.521	82.34	1.777	10:38:49.917	
6 -	55.207	29.644	1:24.851 (2)	83.96	0.107	10:40:14.768	
7 -	54.991	30.157	1:25.148	83.67	0.404	10:41:39.916	
8 -	55.065	29.679	1:24.744 (1)	84.07		10:43:04.660	
9 -	54.742	30.278	1:25.020 (3)	83.79	0.276	10:44:29.680	

BMCRC - MRO Championships 2022 - Rnd 8 @ Donington Park National

MRO Minitwins & Rookie Minitwins

QUALIFYING - SECTOR ANALYSIS



SECTOR 1 = FL to I1, SECTOR 2 = I1 to FL, DIFF = Difference To Personal Best Lap, P = Crossed Finish Line in Pit Lane, D = Time Disallowed

P25 78 RMT		Tim FRAMPTON		Suzuki SV650 - K66			
IDEAL LAP TIME : 1:24.669		BEST LAP TIME : 1:24.826		DIFFERENCE : 0.157			
LAP	SECTOR 1	SECTOR 2	LAP TIME	MPH	DIFF	TIME OF DAY	
1 -	1:02.125	31.229	1:33.354	76.31	8.528	10:32:40.059	
2 -	56.273	30.508	1:26.781	82.09	1.955	10:34:06.840	
3 -	56.480	30.277	1:26.757	82.12	1.931	10:35:33.597	
4 -	55.707	29.730	1:25.437	83.39	0.611	10:36:59.034	
5 -	55.536	29.426	1:24.962 (2)	83.85	0.136	10:38:23.996	
6 -	55.332	29.852	1:25.184 (3)	83.63	0.358	10:39:49.180	
7 -	55.525	49.101	1:44.626	68.09	19.800	10:41:33.806	
8 -	55.965	29.662	1:25.627	83.20	0.801	10:42:59.433	
9 -	55.243	29.583	1:24.826 (1)	83.99		10:44:24.259	

P26 138		Craig JARMIN		Suzuki SV650 - SK PreP			
IDEAL LAP TIME : 1:24.975		BEST LAP TIME : 1:24.975		DIFFERENCE : 0.000			
LAP	SECTOR 1	SECTOR 2	LAP TIME	MPH	DIFF	TIME OF DAY	
1 -	OUTLAP	31.516	1:44.888	67.92	19.913	10:34:38.016	
2 -	57.919	30.347	1:28.266	80.71	3.291	10:36:06.282	
3 -	56.192	30.218	1:26.410	82.45	1.435	10:37:32.692	
4 -	56.261	29.978	1:26.239	82.61	1.264	10:38:58.931	
5 -	56.158	29.893	1:26.051 (3)	82.79	1.076	10:40:24.982	
6 -	56.083	29.654	1:25.737 (2)	83.09	0.762	10:41:50.719	
7 -	55.598	29.377	1:24.975 (1)	83.84		10:43:15.694	

P27 44		Tony PARKER		Suzuki SV650 - Insta ... emerald_elevators			
IDEAL LAP TIME : 1:24.912		BEST LAP TIME : 1:25.277		DIFFERENCE : 0.365			
LAP	SECTOR 1	SECTOR 2	LAP TIME	MPH	DIFF	TIME OF DAY	
1 -	1:01.596	32.606	1:34.202	75.63	8.925	10:33:01.754	
2 -	58.099	31.632	1:29.731	79.40	4.454	10:34:31.485	
3 -	56.793	30.889	1:27.682	81.25	2.405	10:35:59.167	
4 -	56.542	29.964	1:26.506	82.36	1.229	10:37:25.673	
5 -	55.732	29.997	1:25.729 (3)	83.10	0.452	10:38:51.402	
6 -	55.646	30.825	1:26.471	82.39	1.194	10:40:17.873	
7 -	55.115	30.162	1:25.277 (1)	83.54		10:41:43.150	
8 -	54.948	30.406	1:25.354 (2)	83.47	0.077	10:43:08.504	
9 -	56.336	30.948	1:27.284	81.62	2.007	10:44:35.788	

P28 188 RMT		Ben RICHARDS		Suzuki SV650 -			
IDEAL LAP TIME : 1:25.933		BEST LAP TIME : 1:26.101		DIFFERENCE : 0.168			
LAP	SECTOR 1	SECTOR 2	LAP TIME	MPH	DIFF	TIME OF DAY	
1 -	59.989	30.992	1:30.981	78.30	4.880	10:32:13.146	
2 -	57.586	30.810	1:28.396	80.59	2.295	10:33:41.542	
3 -	56.986	30.647	1:27.633	81.30	1.532	10:35:09.175	
4 -	57.529	30.166	1:27.695	81.24	1.594	10:36:36.870	
5 -	56.938	30.145	1:27.083	81.81	0.982	10:38:03.953	
6 -	56.845	29.930	1:26.775	82.10	0.674	10:39:30.728	
7 -	56.258	30.185	1:26.443 (3)	82.42	0.342	10:40:57.171	
8 -	56.660	29.675	1:26.335 (2)	82.52	0.234	10:42:23.506	
9 -	56.263	29.838	1:26.101 (1)	82.74		10:43:49.607	

BMCRC - MRO Championships 2022 - Rnd 8 @ Donington Park National

MRO Minitwins & Rookie Minitwins

QUALIFYING - SECTOR ANALYSIS



SECTOR 1 = FL to I1, SECTOR 2 = I1 to FL, DIFF = Difference To Personal Best Lap, P = Crossed Finish Line in Pit Lane, D = Time Disallowed

P29		152 RMT		Samuel DOWNES		Suzuki SV650 -	
IDEAL LAP TIME : 1:26.601		BEST LAP TIME : 1:26.759		DIFFERENCE : 0.158			
LAP	SECTOR 1	SECTOR 2	LAP TIME	MPH	DIFF	TIME OF DAY	
1 -	1:03.863	33.753	1:37.616	72.98	10.857	10:32:25.281	
2 -	1:01.892	32.385	1:34.277	75.57	7.518	10:33:59.558	
3 -	59.981	31.765	1:31.746	77.65	4.987	10:35:31.304	
4 -	59.321	31.025	1:30.346	78.85	3.587	10:37:01.650	
5 -	59.089	30.199	1:29.288	79.79	2.529	10:38:30.938	
6 -	57.805	30.083	1:27.888	81.06	1.129	10:39:58.826	
7 -	57.189	30.097	1:27.286 (2)	81.62	0.527	10:41:26.112	
8 -	56.518	30.241	1:26.759 (1)	82.11		10:42:52.871	
9 -	57.330	30.313	1:27.643 (3)	81.29	0.884	10:44:20.514	

BMCRC - MRO Championships 2022 - Rnd 8 @ Donington Park National

MRO Minitwins & Rookie Minitwins

QUALIFYING - BEST SECTORS

SECTOR 1			SECTOR 2			IDEAL / BEST COMPARISON						
POS	NO	NAME	TIME	NO	NAME	TIME	POS	NO	NAME	IDEAL	BEST	DIFF
									PERFECT LAP	1:17.255		
1	184	TWYFORD	50.033	184	TWYFORD	27.222	1	184	TWYFORD	1:17.255	1:17.261	0.006
2	26	DAVIES	50.085	26	DAVIES	27.228	2	26	DAVIES	1:17.313	1:17.883	0.570
3	79	O'MARA	50.329	79	O'MARA	27.473	3	79	O'MARA	1:17.802	1:18.017	0.215
4	97	MANN	50.422	97	MANN	27.489	4	97	MANN	1:17.911	1:17.925	0.014
5	627	MONK	50.501	627	MONK	27.515	5	627	MONK	1:18.016	1:18.072	0.056
6	19	LILLEY	50.618	20	MUIR	27.525	6	19	LILLEY	1:18.234	1:18.461	0.227
7	87	POVAH	51.319	19	LILLEY	27.616	7	20	MUIR	1:18.907	1:19.238	0.331
8	20	MUIR	51.382	87	POVAH	27.622	8	87	POVAH	1:18.941	1:19.177	0.236
9	6	COOPER	51.431	58	KILLWORTH	28.038	9	6	COOPER	1:19.505	1:19.612	0.107
10	58	KILLWORTH	51.614	6	COOPER	28.074	10	58	KILLWORTH	1:19.652	1:19.784	0.132
11	81	MAY	51.822	81	MAY	28.161	11	81	MAY	1:19.983	1:20.420	0.437
12	116	FAITH	52.959	199	PARKES	28.372	12	199	PARKES	1:21.459	1:21.459	0.000
13	199	PARKES	53.087	82	SPILLER	28.376	13	116	FAITH	1:21.550	1:21.550	0.000
14	191	GRACE	53.257	34	JOHNSON	28.462	14	82	SPILLER	1:21.703	1:21.850	0.147
15	82	SPILLER	53.327	561	LESLIE	28.486	15	561	LESLIE	1:21.815	1:21.872	0.057
16	561	LESLIE	53.329	116	FAITH	28.591	16	34	JOHNSON	1:22.078	1:22.303	0.225
17	91	WEST	53.377	93	BOTTO	28.749	17	93	BOTTO	1:22.131	1:22.345	0.214
18	93	BOTTO	53.382	45	QUINCE	28.806	18	91	WEST	1:22.410	1:22.410	0.000
19	34	JOHNSON	53.616	91	WEST	29.033	19	191	GRACE	1:22.445	1:22.445	0.000
20	70	HALL	54.009	70	HALL	29.175	20	70	HALL	1:23.184	1:23.189	0.005
21	45	QUINCE	54.394	61	HOLMES	29.175	21	45	QUINCE	1:23.200	1:23.200	0.000
22	61	HOLMES	54.412	191	GRACE	29.188	22	61	HOLMES	1:23.587	1:23.587	0.000
23	167	SMITH	54.742	138	JARMIN	29.377	23	167	SMITH	1:24.386	1:24.744	0.358
24	44	PARKER	54.948	78	FRAMPTON	29.426	24	78	FRAMPTON	1:24.669	1:24.826	0.157
25	78	FRAMPTON	55.243	167	SMITH	29.644	25	44	PARKER	1:24.912	1:25.277	0.365
26	138	JARMIN	55.598	188	RICHARDS	29.675	26	138	JARMIN	1:24.975	1:24.975	0.000
27	188	RICHARDS	56.258	44	PARKER	29.964	27	188	RICHARDS	1:25.933	1:26.101	0.168
28	152	DOWNES	56.518	152	DOWNES	30.083	28	152	DOWNES	1:26.601	1:26.759	0.158
29							29	99	ELLIS		1:22.464	

BMCRC - MRO Championships 2022 - Rnd 8 @ Donington Park National

MRO Minitwins & Rookie Minitwins

QUALIFYING - STATISTICS

Competitors Started 29
Planned Start 2022-09-03 @ 10:42:00.000
Actual Start 2022-09-03 @ 10:30:15.316
Finish Time 2022-09-03 @ 10:43:09.598
Track Length 1.9790mi.
Total Laps 258
Total Distance Covered 510.5993mi.

Session Fastest Lap History

NO	CL	NAME	LAP TIME	TIME OF DAY	LAP	VEHICLE
627	RMT	Aaron MONK	1:21.845	10:32:01.732	1	Suzuki SV650
627	RMT	Aaron MONK	1:19.420	10:33:21.151	2	Suzuki SV650
97		Alex MANN	1:19.366	10:34:47.646	2	Suzuki SV650
184		David TWYFORD	1:17.633	10:36:08.568	2	Suzuki SV650
184		David TWYFORD	1:17.261	10:41:21.954	6	Suzuki SV650

Flag History

TYPE	TIME OF DAY
GREEN	10:30:15.316
FINISH	10:43:09.598

Flag Statistics

TYPE	COUNT	TOTAL LAPS	TOTAL TIME
Green	1	10	14:24.553
Red	0	0	0.000
Safety Car	0	0	0.000
FCY	0	0	0.000

BMCRC - MRO Championships 2022 - Rnd 8 @ Donington Park National

MRO Minitwins & Rookie Minitwins

QUALIFYING - STATISTICS

CLASS :

18 Starters

Fastest Lap History

NO	NAME	LAP TIME	TIME OF DAY	LAP	VEHICLE
81	Malvern MAY	1:23.090	10:32:03.348	1	Suzuki SV650
34	Andrew JOHNSON	1:23.063	10:33:34.998	2	Suzuki SV650
26	Glynn DAVIES	1:20.881	10:33:53.574	2	Suzuki SV650
19	Kevin LILLEY	1:20.038	10:34:40.559	2	Suzuki SV650
97	Alex MANN	1:19.366	10:34:47.646	2	Suzuki SV650
184	David TWYFORD	1:17.633	10:36:08.568	2	Suzuki SV650
184	David TWYFORD	1:17.261	10:41:21.954	6	Suzuki SV650

BMCRC - MRO Championships 2022 - Rnd 8 @ Donington Park National

MRO Minitwins & Rookie Minitwins

QUALIFYING - STATISTICS

CLASS : RMT

11 Starters

Fastest Lap History

NO	NAME	LAP TIME	TIME OF DAY	LAP	VEHICLE
627	Aaron MONK	1:21.845	10:32:01.732	1	Suzuki SV650
627	Aaron MONK	1:19.420	10:33:21.151	2	Suzuki SV650
627	Aaron MONK	1:18.952	10:37:19.596	5	Suzuki SV650
627	Aaron MONK	1:18.210	10:38:37.805	6	Suzuki SV650
627	Aaron MONK	1:18.072	10:41:14.487	8	Suzuki SV650

BMCRC - MRO Championships 2022 - Rnd 8 @ Donington Park National



MRO Minitwins & Rookie Minitwins

RACE 7 - GRID (7 Laps)

ROW 10	30		1:26.759	29	152 Samuel DOWNES	28	1:26.101	188 Ben RICHARDS		
ROW 9		27	1:25.277	44 Tony PARKER	26	1:24.975	138 Craig JARMIN	25	1:24.826	78 Tim FRAMPTON
ROW 8	24	1:24.744	167 Terry SMITH	23	1:23.587	61 Nick HOLMES	22	1:23.200	45 Terence QUINCE	
ROW 7		21	1:23.189	70 Colin HALL	20	1:22.464	99 Lee ELLIS	19	1:22.445	191 Justin GRACE
ROW 6	18	1:22.410	91 Ben WEST	17	1:22.345	93 Tony BOTTO	16	1:22.303	34 Andrew JOHNSON	
ROW 5		15	1:21.872	561 David LESLIE	14	1:21.850	82 Liam SPILLER	13	1:21.550	116 Gareth FAITH
ROW 4	12	1:21.459	199 Roger PARKES	11	1:20.420	81 Malvern MAY	10	1:19.784	58 Stacey KILLWORTH	
ROW 3		9	1:19.612	6 Martin COOPER	8	1:19.238	20 Jack MUIR	7	1:19.177	87 Keith POVAH
ROW 2	6	1:18.461	19 Kevin LILLEY	5	1:18.072	627 Aaron MONK	4	1:18.017	79 James O'MARA	
ROW 1		3	1:17.925	97 Alex MANN	2	1:17.883	26 Glynn DAVIES	1	1:17.261	184 David TWYFORD
Pole										

Donington Park National: 1.9790 miles

These results are provisional until the conclusion of any judicial and technical matters.

Clerk Of Course :	Stewards :	Timekeeper : <i>Craig Smith</i>
-------------------	------------	------------------------------------

Results can be found at www.tsl-timing.com

Printed - 10:48 Saturday, 03 September 2022



BMCRC - MRO Championships 2022 - Rnd 8 @ Donington Park National



MRO Minitwins & Rookie Minitwins

RACE 7 - CLASSIFICATION

POS	NO	CL	PIC NAME	ENTRY	LAPS	TIME	GAP	DIFF	MPH	BEST	ON
1	26		1 Glynn DAVIES	Suzuki SV650 -	7	9:03.578			91.49	1:15.929	7
2	79		2 James O'MARA	Suzuki SV650 - BRP Machining Ltd	7	9:04.167	0.589	0.589	91.39	1:16.095	7
3	184		3 David TWYFORD	Suzuki SV650 - MHP, IMP Racing	7	9:04.566	0.988	0.399	91.33	1:16.595	7
4	627	RMT	1 Aaron MONK	Suzuki SV650 - flyaspitfire.co.uk	7	9:14.689	11.111	10.123	89.66	1:17.955	3
5	97		4 Alex MANN	Suzuki SV650 - Michael Jones Jewellers,Esprit Grou	7	9:14.922	11.344	0.233	89.62	1:18.435	5
6	19		5 Kevin LILLEY	Suzuki SV650 - Trafalgar Cleaning Eqpt. / Steve Jorr	7	9:15.162	11.584	0.240	89.58	1:18.192	5
7	20	RMT	2 Jack MUIR	Suzuki SV650 -	7	9:17.777	14.199	2.615	89.16	1:18.449	7
8	87		6 Jake POVAH	Suzuki SV 650 -	7	9:17.959	14.381	0.182	89.13	1:18.392	7
9	6		7 Martin COOPER	Suzuki SV650 -	7	9:21.142	17.564	3.183	88.63	1:19.302	3
10	58		8 Stacey KILLWORTH	Suzuki SV650 - Greenplant/Everns	7	9:24.658	21.080	3.516	88.08	1:19.455	2
11	81		9 Malvern MAY	Suzuki SV650 - IMP racing	7	9:37.563	33.985	12.905	86.11	1:20.677	2
12	99		10 Lee ELLIS	Suzuki SV650 - ATP Motorsport	7	9:37.698	34.120	0.135	86.09	1:21.369	4
13	82		11 Liam SPILLER	Suzuki SV650 - LD Renovate Ltd	7	9:37.803	34.225	0.105	86.07	1:21.361	7
14	199	RMT	3 Roger PARKES	Suzuki SV650 - Simply Owners Ltd	7	9:44.204	40.626	6.401	85.13	1:21.940	4
15	34		12 Andrew JOHNSON	Suzuki SV650 - Rose & Charlie Racing	7	9:44.498	40.920	0.294	85.09	1:21.473	4
16	561		13 David LESLIE	Suzuki SV650 -	7	9:44.662	41.084	0.164	85.06	1:21.386	5
17	91	RMT	4 Ben WEST	Suzuki SV650 - RV2 power	7	9:50.868	47.290	6.206	84.17	1:22.938	4
18	45	RMT	5 Terence QUINCE	Suzuki SV650 - K&Q	7	9:53.514	49.936	2.646	83.79	1:22.900	6
19	70		14 Colin HALL	Suzuki SV650 -	7	9:53.868	50.290	0.354	83.74	1:22.540	7
20	191	RMT	6 Justin GRACE	Suzuki SV650 - G-Race Motorsports	7	9:58.991	55.413	5.123	83.03	1:22.621	6
21	93		15 Tony BOTTO	Suzuki SV650 - TB Motorcycles	7	9:59.082	55.504	0.091	83.02	1:22.827	6
22	61	RMT	7 Nick HOLMES	Suzuki SV650 -	7	9:59.470	55.892	0.388	82.96	1:22.819	6
23	138		16 Craig JARMIN	Suzuki SV650 - SK PreP	7	9:59.901	56.323	0.431	82.90	1:23.228	6
24	78	RMT	8 Tim FRAMPTON	Suzuki SV650 - K66	7	10:05.821	1:02.243	5.920	82.09	1:24.711	6
25	116		17 Gareth FAITH	Suzuki SV650 - Sitramoto/Arktis	7	10:07.178	1:03.600	1.357	81.91	1:24.575	5
26	44		18 Tony PARKER	Suzuki SV650 - Insta ... emerald_elevators	7	10:07.807	1:04.229	0.629	81.82	1:25.139	6
27	167	RMT	9 Terry SMITH	Suzuki SV650 - IMP Racing	7	10:07.924	1:04.346	0.117	81.81	1:25.042	7
28	188	RMT	10 Ben RICHARDS	Suzuki SV650 -	7	10:21.231	1:17.653	13.307	80.06	1:26.358	2
29	152	RMT	11 Samuel DOWNES	Suzuki SV650 -	7	10:31.998	1:28.420	10.767	78.69	1:28.348	6

FASTEST LAP

26	Glynn DAVIES	Suzuki SV650 -	7	1:15.929	93.83 mph	151.00 kph
627	RMT Aaron MONK	Suzuki SV650 - flyaspitfire.co.uk	3	1:17.955	91.39 mph	147.08 kph

Class - 92.5% of Race Speed = 84.62 mph
 Class RMT - 92.5% of Race Speed = 82.93 mph

Weather / Track : Bright / Dry

These results are provisional until the conclusion of any judicial and technical matters.

Race Distance: 7 Laps / 13.85 miles
 Donington Park National: 1.9790 miles
 Date: 03/09/2022 Start: 14:16 Finish: 14:25

Clerk Of Course :	Stewards :	Timekeeper : <i>Craig Smith</i>
-------------------	------------	------------------------------------

Results can be found at www.tsl-timing.com

Printed - 14:27 Saturday, 03 September 2022



BMCRC - MRO Championships 2022 - Rnd 8 @ Donington Park National

MRO Minitwins & Rookie Minitwins

RACE 7 - LAP CHART

LAP 1 @ 14:17:50.401			LAP 3 @ 14:20:25.602			LAP 5 @ 14:22:59.677			LAP 7 @ 14:25:32.486		
NO	BEHIND	LAP TIME	NO	BEHIND	LAP TIME	NO	BEHIND	LAP TIME	NO	BEHIND	LAP TIME
26		1:21.493	79		1:17.472	26		1:16.640	26		1:15.929
79	0.248	1:21.741	26	0.429	1:18.093	79	0.218	1:17.015	79	0.589	1:16.095
184	0.636	1:22.129	184	0.452	1:17.195	184	0.309	1:16.644	184	0.988	1:16.595
6	1.466	1:22.959	97	3.628	1:18.754	627	6.487	1:18.284	627	11.111	1:18.855
97	1.604	1:23.097	627	4.122	1:17.955	19	6.742	1:18.192	97	11.344	1:18.716
19	1.783	1:23.276	19	4.305	1:18.563	97	6.846	1:18.435	19	11.584	1:18.205
87	2.079	1:23.572	6	5.791	1:19.302	20	9.491	1:18.729	20	14.199	1:18.449
627	2.286	1:23.779	87	5.909	1:18.876	87	10.109	1:18.629	87	14.381	1:18.392
58	3.194	1:24.687	20	6.020	1:18.777	6	10.745	1:19.373	6	17.564	1:19.832
20	3.336	1:24.829	58	7.365	1:19.917	58	13.340	1:20.216	58	21.080	1:20.197
82	4.740	1:26.233	81	13.660	1:21.779	81	23.330	1:21.629	81	33.985	1:21.498
99	5.996	1:27.489	99	14.189	1:21.831	99	23.527	1:22.044	99	34.120	1:21.833
81	6.405	1:27.898	82	14.403	1:23.077	82	24.023	1:21.911	82	34.225	1:21.361
199	7.378	1:28.871	199	16.918	1:22.392	199	27.698	1:22.915	199	40.626	1:22.385
70	7.707	1:29.200	34	19.978	1:22.827	34	29.042	1:21.666	34	40.920	1:22.573
91	8.266	1:29.759	70	20.061	1:23.589	561	29.453	1:21.386	561	41.084	1:22.500
561	8.967	1:30.460	561	20.218	1:23.259	91	32.865	1:23.361	91	47.290	1:23.330
45	9.605	1:31.098	91	20.641	1:23.762	45	35.962	1:24.269	45	49.936	1:23.883
34	10.368	1:31.861	45	22.210	1:23.799	70	37.204	1:27.832	70	50.290	1:22.540
44	10.589	1:32.082	93	25.663	1:25.074	93	41.466	1:24.897	191	55.413	1:23.666
191	10.723	1:32.216	61	26.951	1:25.300	191	41.935	1:24.698	93	55.504	1:24.020
93	11.599	1:33.092	191	27.158	1:24.908	61	42.102	1:25.269	61	55.892	1:23.780
116	11.697	1:33.190	138	28.131	1:26.307	138	42.637	1:24.414	138	56.323	1:23.267
61	11.796	1:33.289	44	28.167	1:26.556	78	45.626	1:24.760	78	1:02.243	1:24.715
138	12.361	1:33.854	116	28.406	1:25.737	44	45.705	1:26.010	116	1:03.600	1:25.608
78	12.885	1:34.378	167	28.757	1:25.342	116	45.766	1:24.575	44	1:04.229	1:26.194
167	13.075	1:34.568	78	29.373	1:26.082	167	45.885	1:25.624	167	1:04.346	1:25.042
188	14.423	1:35.916	188	33.430	1:27.850	188	55.180	1:28.145	188	1:17.653	1:27.249
152	14.788	1:36.281	152	38.409	1:29.478	152	1:02.854	1:29.198	152	1:28.420	1:30.027

LAP 2 @ 14:19:07.938			LAP 4 @ 14:21:42.880			LAP 6 @ 14:24:16.557		
NO	BEHIND	LAP TIME	NO	BEHIND	LAP TIME	NO	BEHIND	LAP TIME
26		1:17.537	79		1:17.278	26		1:16.880
79	0.192	1:17.481	26	0.157	1:17.006	184	0.322	1:16.893
184	0.921	1:17.822	184	0.462	1:17.288	79	0.423	1:17.085
97	2.538	1:18.471	627	5.000	1:18.156	627	8.185	1:18.578
19	3.406	1:19.160	97	5.208	1:18.858	97	8.557	1:18.591
627	3.831	1:19.082	19	5.347	1:18.320	19	9.308	1:19.446
6	4.153	1:20.224	20	7.559	1:18.817	20	11.679	1:19.068
87	4.697	1:20.155	6	8.169	1:19.656	87	11.918	1:18.689
20	4.907	1:19.108	87	8.277	1:19.646	6	13.661	1:19.796
58	5.112	1:19.455	58	9.921	1:19.834	58	16.812	1:20.352
82	8.990	1:21.787	99	18.280	1:21.369	99	28.216	1:21.569
81	9.545	1:20.677	81	18.498	1:22.116	81	28.416	1:21.966
99	10.022	1:21.563	82	18.909	1:21.784	82	28.793	1:21.650
199	12.190	1:22.349	199	21.580	1:21.940	199	34.170	1:23.352
70	14.136	1:23.966	34	24.173	1:21.473	34	34.276	1:22.114
91	14.543	1:23.814	561	24.864	1:21.924	561	34.513	1:21.940
561	14.623	1:23.193	70	26.169	1:23.386	91	39.889	1:23.904
34	14.815	1:21.984	91	26.301	1:22.938	45	41.982	1:22.900
45	16.075	1:24.007	45	28.490	1:23.558	70	43.679	1:23.355
93	18.253	1:24.191	93	33.366	1:24.981	93	47.413	1:22.827
44	19.275	1:26.223	61	33.630	1:23.957	191	47.676	1:22.621
61	19.315	1:25.056	191	34.034	1:24.154	61	48.041	1:22.819
138	19.488	1:24.664	138	35.020	1:24.167	138	48.985	1:23.228
191	19.914	1:26.728	44	36.492	1:25.603	78	53.457	1:24.711
116	20.333	1:26.173	167	37.058	1:25.579	116	53.921	1:25.035
78	20.955	1:25.607	78	37.663	1:25.568	44	53.964	1:25.139
167	21.079	1:25.541	116	37.988	1:26.860	167	55.233	1:26.228
188	23.244	1:26.358	188	43.832	1:27.680	188	1:06.333	1:28.033
152	26.595	1:29.344	152	50.453	1:29.322	152	1:14.322	1:28.348

Weather / Track : Bright / Dry

Results can be found at www.tsl-timing.com

Donington Park National: 1.9790 miles
Date: 03/09/2022 Start: 14:16 Finish: 14:25

Printed - 14:27 Saturday, 03 September 2022

BMCRC - MRO Championships 2022 - Rnd 8 @ Donington Park National

MRO Minitwins & Rookie Minitwins

RACE 7 - SECTOR ANALYSIS



SECTOR 1 = FL to I1, SECTOR 2 = I1 to FL, DIFF = Difference To Personal Best Lap, P = Crossed Finish Line in Pit Lane, D = Time Disallowed

P1 26		Glynn DAVIES		Suzuki SV650 -		
IDEAL LAP TIME : 1:15.929		BEST LAP TIME : 1:15.929		DIFFERENCE : 0.000		
LAP	SECTOR 1	SECTOR 2	LAP TIME	MPH	DIFF	TIME OF DAY
1 -		27.360	1:21.493	87.42	5.564	14:17:50.401
2 -	50.645	26.892	1:17.537	91.88	1.608	14:19:07.938
3 -	50.600	27.493	1:18.093	91.23	2.164	14:20:26.031
4 -	49.847	27.159	1:17.006	92.52	1.077	14:21:43.037
5 -	49.509	27.131	1:16.640 (2)	92.96	0.711	14:22:59.677
6 -	49.952	26.928	1:16.880 (3)	92.67	0.951	14:24:16.557
7 -	49.202	26.727	1:15.929 (1)	93.83		14:25:32.486

P2 79		James O'MARA		Suzuki SV650 - BRP Machining Ltd		
IDEAL LAP TIME : 1:16.095		BEST LAP TIME : 1:16.095		DIFFERENCE : 0.000		
LAP	SECTOR 1	SECTOR 2	LAP TIME	MPH	DIFF	TIME OF DAY
1 -		27.099	1:21.741	87.16	5.646	14:17:50.649
2 -	50.215	27.266	1:17.481	91.95	1.386	14:19:08.130
3 -	50.206	27.266	1:17.472	91.96	1.377	14:20:25.602
4 -	50.412	26.866	1:17.278	92.19	1.183	14:21:42.880
5 -	50.032	26.983	1:17.015 (2)	92.50	0.920	14:22:59.895
6 -	50.120	26.965	1:17.085 (3)	92.42	0.990	14:24:16.980
7 -	49.237	26.858	1:16.095 (1)	93.62		14:25:33.075

P3 184		David TWYFORD		Suzuki SV650 - MHP, IMP Racing		
IDEAL LAP TIME : 1:16.101		BEST LAP TIME : 1:16.595		DIFFERENCE : 0.494		
LAP	SECTOR 1	SECTOR 2	LAP TIME	MPH	DIFF	TIME OF DAY
1 -		27.769	1:22.129	86.74	5.534	14:17:51.037
2 -	50.429	27.393	1:17.822	91.55	1.227	14:19:08.859
3 -	49.901	27.294	1:17.195	92.29	0.600	14:20:26.054
4 -	50.162	27.126	1:17.288	92.18	0.693	14:21:43.342
5 -	49.717	26.927	1:16.644 (2)	92.95	0.049	14:22:59.986
6 -	49.874	27.019	1:16.893 (3)	92.65	0.298	14:24:16.879
7 -	49.174	27.421	1:16.595 (1)	93.01		14:25:33.474

P4 627 RMT		Aaron MONK		Suzuki SV650 - flyaspitfire.co.uk		
IDEAL LAP TIME : 1:17.955		BEST LAP TIME : 1:17.955		DIFFERENCE : 0.000		
LAP	SECTOR 1	SECTOR 2	LAP TIME	MPH	DIFF	TIME OF DAY
1 -		28.017	1:23.779	85.04	5.824	14:17:52.687
2 -	51.422	27.660	1:19.082	90.09	1.127	14:19:11.769
3 -	50.514	27.441	1:17.955 (1)	91.39		14:20:29.724
4 -	50.532	27.624	1:18.156 (2)	91.15	0.201	14:21:47.880
5 -	50.649	27.635	1:18.284 (3)	91.01	0.329	14:23:06.164
6 -	51.063	27.515	1:18.578	90.66	0.623	14:24:24.742
7 -	51.017	27.838	1:18.855	90.35	0.900	14:25:43.597

P5 97		Alex MANN		Suzuki SV650 - Michael Jones Jewellers, Esprit Group, TT50 cars		
IDEAL LAP TIME : 1:18.153		BEST LAP TIME : 1:18.435		DIFFERENCE : 0.282		
LAP	SECTOR 1	SECTOR 2	LAP TIME	MPH	DIFF	TIME OF DAY
1 -		28.440	1:23.097	85.73	4.662	14:17:52.005
2 -	50.635	27.836	1:18.471 (2)	90.79	0.036	14:19:10.476
3 -	51.174	27.580	1:18.754	90.46	0.319	14:20:29.230
4 -	50.784	28.074	1:18.858	90.34	0.423	14:21:48.088
5 -	50.917	27.518	1:18.435 (1)	90.83		14:23:06.523
6 -	50.905	27.686	1:18.591 (3)	90.65	0.156	14:24:25.114
7 -	50.836	27.880	1:18.716	90.51	0.281	14:25:43.830

BMCRC - MRO Championships 2022 - Rnd 8 @ Donington Park National

MRO Minitwins & Rookie Minitwins

RACE 7 - SECTOR ANALYSIS



SECTOR 1 = FL to I1, SECTOR 2 = I1 to FL, DIFF = Difference To Personal Best Lap, P = Crossed Finish Line in Pit Lane, D = Time Disallowed

P6 19 Kevin LILLEY		Suzuki SV650 - Trafalgar Cleaning Eqpt. / Steve Jordan Motorcy				
IDEAL LAP TIME : 1:17.907		BEST LAP TIME : 1:18.192		DIFFERENCE : 0.285		
LAP	SECTOR 1	SECTOR 2	LAP TIME	MPH	DIFF	TIME OF DAY
1 -		27.941	1:23.276	85.55	5.084	14:17:52.184
2 -	51.360	27.800	1:19.160	90.00	0.968	14:19:11.344
3 -	50.666	27.897	1:18.563	90.68	0.371	14:20:29.907
4 -	50.503	27.817	1:18.320 (3)	90.96	0.128	14:21:48.227
5 -	50.606	27.586	1:18.192 (1)	91.11		14:23:06.419
6 -	51.310	28.136	1:19.446	89.67	1.254	14:24:25.865
7 -	50.801	27.404	1:18.205 (2)	91.10	0.013	14:25:44.070

P7 20 RMT Jack MUIR		Suzuki SV650 -				
IDEAL LAP TIME : 1:18.356		BEST LAP TIME : 1:18.449		DIFFERENCE : 0.093		
LAP	SECTOR 1	SECTOR 2	LAP TIME	MPH	DIFF	TIME OF DAY
1 -		28.054	1:24.829	83.98	6.380	14:17:53.737
2 -	51.437	27.671	1:19.108	90.06	0.659	14:19:12.845
3 -	50.828	27.949	1:18.777 (3)	90.44	0.328	14:20:31.622
4 -	51.179	27.638	1:18.817	90.39	0.368	14:21:50.439
5 -	51.142	27.587	1:18.729 (2)	90.49	0.280	14:23:09.168
6 -	51.506	27.562	1:19.068	90.10	0.619	14:24:28.236
7 -	50.794	27.655	1:18.449 (1)	90.81		14:25:46.685

P8 87 Jake POVAH		Suzuki SV 650 -				
IDEAL LAP TIME : 1:18.349		BEST LAP TIME : 1:18.392		DIFFERENCE : 0.043		
LAP	SECTOR 1	SECTOR 2	LAP TIME	MPH	DIFF	TIME OF DAY
1 -		27.954	1:23.572	85.25	5.180	14:17:52.480
2 -	52.035	28.120	1:20.155	88.88	1.763	14:19:12.635
3 -	50.820	28.056	1:18.876	90.32	0.484	14:20:31.511
4 -	52.015	27.631	1:19.646	89.45	1.254	14:21:51.157
5 -	50.721	27.908	1:18.629 (2)	90.61	0.237	14:23:09.786
6 -	51.017	27.672	1:18.689 (3)	90.54	0.297	14:24:28.475
7 -	50.764	27.628	1:18.392 (1)	90.88		14:25:46.867

P9 6 Martin COOPER		Suzuki SV650 -				
IDEAL LAP TIME : 1:18.840		BEST LAP TIME : 1:19.302		DIFFERENCE : 0.462		
LAP	SECTOR 1	SECTOR 2	LAP TIME	MPH	DIFF	TIME OF DAY
1 -		27.914	1:22.959	85.88	3.657	14:17:51.867
2 -	52.501	27.723	1:20.224	88.80	0.922	14:19:12.091
3 -	51.117	28.185	1:19.302 (1)	89.84		14:20:31.393
4 -	51.880	27.776	1:19.656 (3)	89.44	0.354	14:21:51.049
5 -	51.378	27.995	1:19.373 (2)	89.76	0.071	14:23:10.422
6 -	51.772	28.024	1:19.796	89.28	0.494	14:24:30.218
7 -	51.560	28.272	1:19.832	89.24	0.530	14:25:50.050

P10 58 Stacey KILLWORTH		Suzuki SV650 - Greenplant/Evems				
IDEAL LAP TIME : 1:19.358		BEST LAP TIME : 1:19.455		DIFFERENCE : 0.097		
LAP	SECTOR 1	SECTOR 2	LAP TIME	MPH	DIFF	TIME OF DAY
1 -		28.443	1:24.687	84.12	5.232	14:17:53.595
2 -	51.357	28.098	1:19.455 (1)	89.66		14:19:13.050
3 -	51.664	28.253	1:19.917 (3)	89.15	0.462	14:20:32.967
4 -	51.833	28.001	1:19.834 (2)	89.24	0.379	14:21:52.801
5 -	52.102	28.114	1:20.216	88.81	0.761	14:23:13.017
6 -	52.132	28.220	1:20.352	88.66	0.897	14:24:33.369
7 -	52.097	28.100	1:20.197	88.83	0.742	14:25:53.566

BMCRC - MRO Championships 2022 - Rnd 8 @ Donington Park National

MRO Minitwins & Rookie Minitwins

RACE 7 - SECTOR ANALYSIS



SECTOR 1 = FL to I1, SECTOR 2 = I1 to FL, DIFF = Difference To Personal Best Lap, P = Crossed Finish Line in Pit Lane, D = Time Disallowed

P11 81		Malvern MAY		Suzuki SV650 - IMP racing		
IDEAL LAP TIME : 1:20.677		BEST LAP TIME : 1:20.677		DIFFERENCE : 0.000		
LAP	SECTOR 1	SECTOR 2	LAP TIME	MPH	DIFF	TIME OF DAY
1 -		28.656	1:27.898	81.05	7.221	14:17:56.806
2 -	52.378	28.299	1:20.677 (1)	88.31		14:19:17.483
3 -	53.098	28.681	1:21.779	87.12	1.102	14:20:39.262
4 -	53.047	29.069	1:22.116	86.76	1.439	14:22:01.378
5 -	52.930	28.699	1:21.629 (3)	87.28	0.952	14:23:23.007
6 -	53.015	28.951	1:21.966	86.92	1.289	14:24:44.973
7 -	52.798	28.700	1:21.498 (2)	87.42	0.821	14:26:06.471

P12 99		Lee ELLIS		Suzuki SV650 - ATP Motorsport		
IDEAL LAP TIME : 1:21.293		BEST LAP TIME : 1:21.369		DIFFERENCE : 0.076		
LAP	SECTOR 1	SECTOR 2	LAP TIME	MPH	DIFF	TIME OF DAY
1 -		28.623	1:27.489	81.43	6.120	14:17:56.397
2 -	52.947	28.616	1:21.563 (2)	87.35	0.194	14:19:17.960
3 -	53.157	28.674	1:21.831	87.06	0.462	14:20:39.791
4 -	52.723	28.646	1:21.369 (1)	87.55		14:22:01.160
5 -	53.446	28.598	1:22.044	86.83	0.675	14:23:23.204
6 -	52.999	28.570	1:21.569 (3)	87.34	0.200	14:24:44.773
7 -	53.157	28.676	1:21.833	87.06	0.464	14:26:06.606

P13 82		Liam SPILLER		Suzuki SV650 - LD Renovate Ltd		
IDEAL LAP TIME : 1:21.270		BEST LAP TIME : 1:21.361		DIFFERENCE : 0.091		
LAP	SECTOR 1	SECTOR 2	LAP TIME	MPH	DIFF	TIME OF DAY
1 -		28.498	1:26.233	82.62	4.872	14:17:55.141
2 -	53.472	28.315	1:21.787	87.11	0.426	14:19:16.928
3 -	54.052	29.025	1:23.077	85.75	1.716	14:20:40.005
4 -	53.324	28.460	1:21.784 (3)	87.11	0.423	14:22:01.789
5 -	53.372	28.539	1:21.911	86.98	0.550	14:23:23.700
6 -	53.352	28.298	1:21.650 (2)	87.25	0.289	14:24:45.350
7 -	52.972	28.389	1:21.361 (1)	87.56		14:26:06.711

P14 199 RMT		Roger PARKES		Suzuki SV650 - Simply Owners Ltd		
IDEAL LAP TIME : 1:21.930		BEST LAP TIME : 1:21.940		DIFFERENCE : 0.010		
LAP	SECTOR 1	SECTOR 2	LAP TIME	MPH	DIFF	TIME OF DAY
1 -		28.685	1:28.871	80.16	6.931	14:17:57.779
2 -	53.589	28.760	1:22.349 (2)	86.51	0.409	14:19:20.128
3 -	53.575	28.817	1:22.392	86.47	0.452	14:20:42.520
4 -	53.245	28.695	1:21.940 (1)	86.94		14:22:04.460
5 -	53.905	29.010	1:22.915	85.92	0.975	14:23:27.375
6 -	54.166	29.186	1:23.352	85.47	1.412	14:24:50.727
7 -	53.655	28.730	1:22.385 (3)	86.47	0.445	14:26:13.112

P15 34		Andrew JOHNSON		Suzuki SV650 - Rose & Charlie Racing		
IDEAL LAP TIME : 1:20.992		BEST LAP TIME : 1:21.473		DIFFERENCE : 0.481		
LAP	SECTOR 1	SECTOR 2	LAP TIME	MPH	DIFF	TIME OF DAY
1 -		29.593	1:31.861	77.55	10.388	14:18:00.769
2 -	53.269	28.715	1:21.984 (3)	86.90	0.511	14:19:22.753
3 -	53.953	28.874	1:22.827	86.01	1.354	14:20:45.580
4 -	53.338	28.135	1:21.473 (1)	87.44		14:22:07.053
5 -	53.204	28.462	1:21.666 (2)	87.24	0.193	14:23:28.719
6 -	52.857	29.257	1:22.114	86.76	0.641	14:24:50.833
7 -	53.438	29.135	1:22.573	86.28	1.100	14:26:13.406

BMCRC - MRO Championships 2022 - Rnd 8 @ Donington Park National

MRO Minitwins & Rookie Minitwins

RACE 7 - SECTOR ANALYSIS



SECTOR 1 = FL to I1, SECTOR 2 = I1 to FL, DIFF = Difference To Personal Best Lap, P = Crossed Finish Line in Pit Lane, D = Time Disallowed

P16 561		David LESLIE		Suzuki SV650 -		
IDEAL LAP TIME : 1:21.207		BEST LAP TIME : 1:21.386		DIFFERENCE : 0.179		
LAP	SECTOR 1	SECTOR 2	LAP TIME	MPH	DIFF	TIME OF DAY
1 -		29.050	1:30.460	78.75	9.074	14:17:59.368
2 -	54.342	28.851	1:23.193	85.63	1.807	14:19:22.561
3 -	54.442	28.817	1:23.259	85.57	1.873	14:20:45.820
4 -	53.516	28.408	1:21.924 (2)	86.96	0.538	14:22:07.744
5 -	52.799	28.587	1:21.386 (1)	87.54		14:23:29.130
6 -	53.209	28.731	1:21.940 (3)	86.94	0.554	14:24:51.070
7 -	53.631	28.869	1:22.500	86.35	1.114	14:26:13.570

P17 91 RMT		Ben WEST		Suzuki SV650 - RV2 power		
IDEAL LAP TIME : 1:22.774		BEST LAP TIME : 1:22.938		DIFFERENCE : 0.164		
LAP	SECTOR 1	SECTOR 2	LAP TIME	MPH	DIFF	TIME OF DAY
1 -		29.196	1:29.759	79.37	6.821	14:17:58.667
2 -	54.780	29.034	1:23.814	85.00	0.876	14:19:22.481
3 -	54.763	28.999	1:23.762	85.05	0.824	14:20:46.243
4 -	53.775	29.163	1:22.938 (1)	85.90		14:22:09.181
5 -	53.962	29.399	1:23.361 (3)	85.46	0.423	14:23:32.542
6 -	54.643	29.261	1:23.904	84.91	0.966	14:24:56.446
7 -	54.176	29.154	1:23.330 (2)	85.49	0.392	14:26:19.776

P18 45 RMT		Terence QUINCE		Suzuki SV650 - K&Q		
IDEAL LAP TIME : 1:22.900		BEST LAP TIME : 1:22.900		DIFFERENCE : 0.000		
LAP	SECTOR 1	SECTOR 2	LAP TIME	MPH	DIFF	TIME OF DAY
1 -		29.566	1:31.098	78.20	8.198	14:18:00.006
2 -	54.472	29.535	1:24.007	84.81	1.107	14:19:24.013
3 -	54.525	29.274	1:23.799 (3)	85.02	0.899	14:20:47.812
4 -	54.173	29.385	1:23.558 (2)	85.26	0.658	14:22:11.370
5 -	54.338	29.931	1:24.269	84.54	1.369	14:23:35.639
6 -	53.895	29.005	1:22.900 (1)	85.94		14:24:58.539
7 -	54.479	29.404	1:23.883	84.93	0.983	14:26:22.422

P19 70		Colin HALL		Suzuki SV650 -		
IDEAL LAP TIME : 1:22.149		BEST LAP TIME : 1:22.540		DIFFERENCE : 0.391		
LAP	SECTOR 1	SECTOR 2	LAP TIME	MPH	DIFF	TIME OF DAY
1 -		29.338	1:29.200	79.87	6.660	14:17:58.108
2 -	54.973	28.993	1:23.966	84.85	1.426	14:19:22.074
3 -	54.424	29.165	1:23.589	85.23	1.049	14:20:45.663
4 -	54.611	28.775	1:23.386 (3)	85.44	0.846	14:22:09.049
5 -	54.297	33.535	1:27.832	81.11	5.292	14:23:36.881
6 -	53.520	29.835	1:23.355 (2)	85.47	0.815	14:25:00.236
7 -	53.911	28.629	1:22.540 (1)	86.31		14:26:22.776

P20 191 RMT		Justin GRACE		Suzuki SV650 - G-Race Motorsports		
IDEAL LAP TIME : 1:22.438		BEST LAP TIME : 1:22.621		DIFFERENCE : 0.183		
LAP	SECTOR 1	SECTOR 2	LAP TIME	MPH	DIFF	TIME OF DAY
1 -		29.563	1:32.216	77.26	9.595	14:18:01.124
2 -	56.904	29.824	1:26.728	82.14	4.107	14:19:27.852
3 -	55.478	29.430	1:24.908	83.91	2.287	14:20:52.760
4 -	54.869	29.285	1:24.154 (3)	84.66	1.533	14:22:16.914
5 -	55.112	29.586	1:24.698	84.11	2.077	14:23:41.612
6 -	53.924	28.697	1:22.621 (1)	86.23		14:25:04.233
7 -	53.741	29.925	1:23.666 (2)	85.15	1.045	14:26:27.899

BMCRC - MRO Championships 2022 - Rnd 8 @ Donington Park National

MRO Minitwins & Rookie Minitwins

RACE 7 - SECTOR ANALYSIS



SECTOR 1 = FL to I1, SECTOR 2 = I1 to FL, DIFF = Difference To Personal Best Lap, P = Crossed Finish Line in Pit Lane, D = Time Disallowed

P21 93		Tony BOTTO		Suzuki SV650 - TB Motorcycles		
IDEAL LAP TIME : 1:22.708		BEST LAP TIME : 1:22.827		DIFFERENCE : 0.119		
LAP	SECTOR 1	SECTOR 2	LAP TIME	MPH	DIFF	TIME OF DAY
1 -		29.959	1:33.092	76.53	10.265	14:18:02.000
2 -	54.767	29.424	1:24.191 (3)	84.62	1.364	14:19:26.191
3 -	55.530	29.544	1:25.074	83.74	2.247	14:20:51.265
4 -	55.712	29.269	1:24.981	83.83	2.154	14:22:16.246
5 -	55.317	29.580	1:24.897	83.92	2.070	14:23:41.143
6 -	53.928	28.899	1:22.827 (1)	86.01		14:25:03.970
7 -	53.809	30.211	1:24.020 (2)	84.79	1.193	14:26:27.990

P22 61 RMT		Nick HOLMES		Suzuki SV650 -		
IDEAL LAP TIME : 1:22.384		BEST LAP TIME : 1:22.819		DIFFERENCE : 0.435		
LAP	SECTOR 1	SECTOR 2	LAP TIME	MPH	DIFF	TIME OF DAY
1 -		30.180	1:33.289	76.37	10.470	14:18:02.197
2 -	55.413	29.643	1:25.056	83.76	2.237	14:19:27.253
3 -	55.294	30.006	1:25.300	83.52	2.481	14:20:52.553
4 -	54.789	29.168	1:23.957 (3)	84.86	1.138	14:22:16.510
5 -	55.550	29.719	1:25.269	83.55	2.450	14:23:41.779
6 -	54.123	28.696	1:22.819 (1)	86.02		14:25:04.598
7 -	53.688	30.092	1:23.780 (2)	85.03	0.961	14:26:28.378

P23 138		Craig JARMIN		Suzuki SV650 - SK PreP		
IDEAL LAP TIME : 1:23.024		BEST LAP TIME : 1:23.228		DIFFERENCE : 0.204		
LAP	SECTOR 1	SECTOR 2	LAP TIME	MPH	DIFF	TIME OF DAY
1 -		30.292	1:33.854	75.91	10.626	14:18:02.762
2 -	55.308	29.356	1:24.664	84.15	1.436	14:19:27.426
3 -	56.624	29.683	1:26.307	82.54	3.079	14:20:53.733
4 -	54.771	29.396	1:24.167 (3)	84.64	0.939	14:22:17.900
5 -	54.505	29.909	1:24.414	84.40	1.186	14:23:42.314
6 -	54.215	29.013	1:23.228 (1)	85.60		14:25:05.542
7 -	54.011	29.256	1:23.267 (2)	85.56	0.039	14:26:28.809

P24 78 RMT		Tim FRAMPTON		Suzuki SV650 - K66		
IDEAL LAP TIME : 1:24.068		BEST LAP TIME : 1:24.711		DIFFERENCE : 0.643		
LAP	SECTOR 1	SECTOR 2	LAP TIME	MPH	DIFF	TIME OF DAY
1 -		30.146	1:34.378	75.49	9.667	14:18:03.286
2 -	55.804	29.803	1:25.607	83.22	0.896	14:19:28.893
3 -	56.138	29.944	1:26.082	82.76	1.371	14:20:54.975
4 -	55.118	30.450	1:25.568	83.26	0.857	14:22:20.543
5 -	54.873	29.887	1:24.760 (3)	84.05	0.049	14:23:45.303
6 -	54.689	30.022	1:24.711 (1)	84.10		14:25:10.014
7 -	55.336	29.379	1:24.715 (2)	84.10	0.004	14:26:34.729

P25 116		Gareth FAITH		Suzuki SV650 - Sitramoto/Arktis		
IDEAL LAP TIME : 1:24.553		BEST LAP TIME : 1:24.575		DIFFERENCE : 0.022		
LAP	SECTOR 1	SECTOR 2	LAP TIME	MPH	DIFF	TIME OF DAY
1 -		31.246	1:33.190	76.45	8.615	14:18:02.098
2 -	56.273	29.900	1:26.173	82.67	1.598	14:19:28.271
3 -	55.904	29.833	1:25.737	83.09	1.162	14:20:54.008
4 -	55.415	31.445	1:26.860	82.02	2.285	14:22:20.868
5 -	54.893	29.682	1:24.575 (1)	84.24		14:23:45.443
6 -	55.287	29.748	1:25.035 (2)	83.78	0.460	14:25:10.478
7 -	55.948	29.660	1:25.608 (3)	83.22	1.033	14:26:36.086

BMCRC - MRO Championships 2022 - Rnd 8 @ Donington Park National

MRO Minitwins & Rookie Minitwins

RACE 7 - SECTOR ANALYSIS



SECTOR 1 = FL to I1, SECTOR 2 = I1 to FL, DIFF = Difference To Personal Best Lap, P = Crossed Finish Line in Pit Lane, D = Time Disallowed

P26 44		Tony PARKER		Suzuki SV650 - Insta ... emerald_elevators			
IDEAL LAP TIME : 1:25.139		BEST LAP TIME : 1:25.139		DIFFERENCE : 0.000			
LAP	SECTOR 1	SECTOR 2	LAP TIME	MPH	DIFF	TIME OF DAY	
1 -		30.423	1:32.082	77.37	6.943	14:18:00.990	
2 -	55.801	30.422	1:26.223	82.63	1.084	14:19:27.213	
3 -	56.281	30.275	1:26.556	82.31	1.417	14:20:53.769	
4 -	55.477	30.126	1:25.603 (2)	83.22	0.464	14:22:19.372	
5 -	55.571	30.439	1:26.010 (3)	82.83	0.871	14:23:45.382	
6 -	55.096	30.043	1:25.139 (1)	83.68		14:25:10.521	
7 -	55.711	30.483	1:26.194	82.65	1.055	14:26:36.715	

P27 167 RMT		Terry SMITH		Suzuki SV650 - IMP Racing			
IDEAL LAP TIME : 1:24.449		BEST LAP TIME : 1:25.042		DIFFERENCE : 0.593			
LAP	SECTOR 1	SECTOR 2	LAP TIME	MPH	DIFF	TIME OF DAY	
1 -		29.945	1:34.568	75.33	9.526	14:18:03.476	
2 -	55.876	29.665	1:25.541 (3)	83.28	0.499	14:19:29.017	
3 -	55.471	29.871	1:25.342 (2)	83.48	0.300	14:20:54.359	
4 -	55.389	30.190	1:25.579	83.25	0.537	14:22:19.938	
5 -	55.264	30.360	1:25.624	83.20	0.582	14:23:45.562	
6 -	55.612	30.616	1:26.228	82.62	1.186	14:25:11.790	
7 -	54.784	30.258	1:25.042 (1)	83.77		14:26:36.832	

P28 188 RMT		Ben RICHARDS		Suzuki SV650 -			
IDEAL LAP TIME : 1:26.358		BEST LAP TIME : 1:26.358		DIFFERENCE : 0.000			
LAP	SECTOR 1	SECTOR 2	LAP TIME	MPH	DIFF	TIME OF DAY	
1 -		30.344	1:35.916	74.27	9.558	14:18:04.824	
2 -	56.162	30.196	1:26.358 (1)	82.50		14:19:31.182	
3 -	57.613	30.237	1:27.850	81.10	1.492	14:20:59.032	
4 -	57.198	30.482	1:27.680 (3)	81.25	1.322	14:22:26.712	
5 -	57.784	30.361	1:28.145	80.82	1.787	14:23:54.857	
6 -	57.675	30.358	1:28.033	80.93	1.675	14:25:22.890	
7 -	56.593	30.656	1:27.249 (2)	81.65	0.891	14:26:50.139	

P29 152 RMT		Samuel DOWNES		Suzuki SV650 -			
IDEAL LAP TIME : 1:28.348		BEST LAP TIME : 1:28.348		DIFFERENCE : 0.000			
LAP	SECTOR 1	SECTOR 2	LAP TIME	MPH	DIFF	TIME OF DAY	
1 -		30.966	1:36.281	73.99	7.933	14:18:05.189	
2 -	58.154	31.190	1:29.344	79.74	0.996	14:19:34.533	
3 -	58.594	30.884	1:29.478	79.62	1.130	14:21:04.011	
4 -	58.665	30.657	1:29.322 (3)	79.76	0.974	14:22:33.333	
5 -	58.515	30.683	1:29.198 (2)	79.87	0.850	14:24:02.531	
6 -	57.935	30.413	1:28.348 (1)	80.64		14:25:30.879	
7 -	59.171	30.856	1:30.027	79.13	1.679	14:27:00.906	

BMCRC - MRO Championships 2022 - Rnd 8 @ Donington Park National

MRO Minitwins & Rookie Minitwins

RACE 7 - BEST SECTORS

SECTOR 1			SECTOR 2			IDEAL / BEST COMPARISON						
POS	NO	NAME	TIME	NO	NAME	TIME	POS	NO	NAME	IDEAL	BEST	DIFF
									PERFECT LAP	1:15.901		
1	184	TWYFORD	49.174	26	DAVIES	26.727	1	26	DAVIES	1:15.929	1:15.929	0.000
2	26	DAVIES	49.202	79	O'MARA	26.858	2	79	O'MARA	1:16.095	1:16.095	0.000
3	79	O'MARA	49.237	184	TWYFORD	26.927	3	184	TWYFORD	1:16.101	1:16.595	0.494
4	19	LILLEY	50.503	19	LILLEY	27.404	4	19	LILLEY	1:17.907	1:18.192	0.285
5	627	MONK	50.514	627	MONK	27.441	5	627	MONK	1:17.955	1:17.955	0.000
6	97	MANN	50.635	97	MANN	27.518	6	97	MANN	1:18.153	1:18.435	0.282
7	87	POVAH	50.721	20	MUIR	27.562	7	87	POVAH	1:18.349	1:18.392	0.043
8	20	MUIR	50.794	87	POVAH	27.628	8	20	MUIR	1:18.356	1:18.449	0.093
9	6	COOPER	51.117	6	COOPER	27.723	9	6	COOPER	1:18.840	1:19.302	0.462
10	58	KILLWORTH	51.357	58	KILLWORTH	28.001	10	58	KILLWORTH	1:19.358	1:19.455	0.097
11	81	MAY	52.378	34	JOHNSON	28.135	11	81	MAY	1:20.677	1:20.677	0.000
12	99	ELLIS	52.723	82	SPILLER	28.298	12	34	JOHNSON	1:20.992	1:21.473	0.481
13	561	LESLIE	52.799	81	MAY	28.299	13	561	LESLIE	1:21.207	1:21.386	0.179
14	34	JOHNSON	52.857	561	LESLIE	28.408	14	82	SPILLER	1:21.270	1:21.361	0.091
15	82	SPILLER	52.972	99	ELLIS	28.570	15	99	ELLIS	1:21.293	1:21.369	0.076
16	199	PARKES	53.245	70	HALL	28.629	16	199	PARKES	1:21.930	1:21.940	0.010
17	70	HALL	53.520	199	PARKES	28.685	17	70	HALL	1:22.149	1:22.540	0.391
18	61	HOLMES	53.688	61	HOLMES	28.696	18	61	HOLMES	1:22.384	1:22.819	0.435
19	191	GRACE	53.741	191	GRACE	28.697	19	191	GRACE	1:22.438	1:22.621	0.183
20	91	WEST	53.775	93	BOTTO	28.899	20	93	BOTTO	1:22.708	1:22.827	0.119
21	93	BOTTO	53.809	91	WEST	28.999	21	91	WEST	1:22.774	1:22.938	0.164
22	45	QUINCE	53.895	45	QUINCE	29.005	22	45	QUINCE	1:22.900	1:22.900	0.000
23	138	JARMIN	54.011	138	JARMIN	29.013	23	138	JARMIN	1:23.024	1:23.228	0.204
24	78	FRAMPTON	54.689	78	FRAMPTON	29.379	24	78	FRAMPTON	1:24.068	1:24.711	0.643
25	167	SMITH	54.784	116	FAITH	29.660	25	167	SMITH	1:24.449	1:25.042	0.593
26	116	FAITH	54.893	167	SMITH	29.665	26	116	FAITH	1:24.553	1:24.575	0.022
27	44	PARKER	55.096	44	PARKER	30.043	27	44	PARKER	1:25.139	1:25.139	0.000
28	188	RICHARDS	56.162	188	RICHARDS	30.196	28	188	RICHARDS	1:26.358	1:26.358	0.000
29	152	DOWNES	57.935	152	DOWNES	30.413	29	152	DOWNES	1:28.348	1:28.348	0.000

BMCRC - MRO Championships 2022 - Rnd 8 @ Donington Park National

MRO Minitwins & Rookie Minitwins

RACE 7 - STATISTICS

Competitors Started 29
Planned Start 2022-09-03 @ 14:17:00.000
Actual Start 2022-09-03 @ 14:16:28.907
Finish Time 2022-09-03 @ 14:25:32.485
Track Length 1.9790mi.
Total Laps 203
Total Distance Covered 401.7506mi.

Session Fastest Lap History

NO	CL	NAME	LAP TIME	TIME OF DAY	LAP	VEHICLE
26		Glynn DAVIES	1:17.537	14:19:07.959	2	Suzuki SV650
79		James O'MARA	1:17.481	14:19:08.139	2	Suzuki SV650
79		James O'MARA	1:17.472	14:20:25.616	3	Suzuki SV650
184		David TWYFORD	1:17.195	14:20:26.054	3	Suzuki SV650
26		Glynn DAVIES	1:17.006	14:21:43.057	4	Suzuki SV650
26		Glynn DAVIES	1:16.640	14:22:59.698	5	Suzuki SV650
26		Glynn DAVIES	1:15.929	14:25:32.507	7	Suzuki SV650

Session Leader History

NO	CL	NAME	FROM LAP	LAPS LED	DISTANCE	VEHICLE
26		Glynn DAVIES	1	2	3.92 miles	Suzuki SV650
79		James O'MARA	3	2	3.95 miles	Suzuki SV650
26		Glynn DAVIES	5	3	5.93 miles	Suzuki SV650

Flag History

TYPE	TIME OF DAY
GREEN	14:16:28.907
FINISH	14:25:32.485

Flag Statistics

TYPE	COUNT	TOTAL LAPS	TOTAL TIME
Green	1	7	10:40.089
Red	0	0	0.000
Safety Car	0	0	0.000
FCY	0	0	0.000

BMCRC - MRO Championships 2022 - Rnd 8 @ Donington Park National

MRO Minitwins & Rookie Minitwins

RACE 7 - STATISTICS

CLASS :

18 Starters

Fastest Lap History

NO	NAME	LAP TIME	TIME OF DAY	LAP	VEHICLE
26	Glynn DAVIES	1:17.537	14:19:07.959	2	Suzuki SV650
79	James O'MARA	1:17.481	14:19:08.139	2	Suzuki SV650
79	James O'MARA	1:17.472	14:20:25.616	3	Suzuki SV650
184	David TWYFORD	1:17.195	14:20:26.054	3	Suzuki SV650
26	Glynn DAVIES	1:17.006	14:21:43.057	4	Suzuki SV650
26	Glynn DAVIES	1:16.640	14:22:59.698	5	Suzuki SV650
26	Glynn DAVIES	1:15.929	14:25:32.507	7	Suzuki SV650

Leader History

NO	NAME	FROM LAP	LAPS LED	DISTANCE	VEHICLE
26	Glynn DAVIES	1	2	3.92 miles	Suzuki SV650
79	James O'MARA	3	2	3.95 miles	Suzuki SV650
26	Glynn DAVIES	5	3	5.93 miles	Suzuki SV650

BMCRC - MRO Championships 2022 - Rnd 8 @ Donington Park National

MRO Minitwins & Rookie Minitwins

RACE 7 - STATISTICS

CLASS : RMT

11 Starters

Fastest Lap History

NO	NAME	LAP TIME	TIME OF DAY	LAP	VEHICLE
627	Aaron MONK	1:19.082	14:19:11.772	2	Suzuki SV650
627	Aaron MONK	1:17.955	14:20:29.726	3	Suzuki SV650

Leader History

NO	NAME	FROM LAP	LAPS LED	DISTANCE	VEHICLE
627	Aaron MONK	1	7	13.81 miles	Suzuki SV650

BMCRC - MRO Championships 2022 - Rnd 8 @ Donington Park National



MRO Minitwins & Rookie Minitwins

RACE 17 - GRID (7 Laps)

ROW 10	29	1:28.348	152	Samuel DOWNES	28	1:26.358	188	Ben RICHARDS				
ROW 9	27	1:25.139	44	Tony PARKER	26	1:25.042	167	Terry SMITH	25	1:24.711	78	Tim FRAMPTON
ROW 8	24	1:24.575	116	Gareth FAITH	23	1:23.228	138	Craig JARMIN	22	1:22.938	91	Ben WEST
ROW 7	21	1:22.900	45	Terence QUINCE	20	1:22.827	93	Tony BOTTO	19	1:22.819	61	Nick HOLMES
ROW 6	18	1:22.621	191	Justin GRACE	17	1:22.540	70	Colin HALL	16	1:21.940	199	Roger PARKES
ROW 5	15	1:21.473	34	Andrew JOHNSON	14	1:21.386	561	David LESLIE	13	1:21.369	99	Lee ELLIS
ROW 4	12	1:21.361	82	Liam SPILLER	11	1:20.677	81	Malvern MAY	10	1:19.455	58	Stacey KILLWORTH
ROW 3	9	1:19.302	6	Martin COOPER	8	1:18.449	20	Jack MUIR	7	1:18.435	97	Alex MANN
ROW 2	6	1:18.392	87	Jake POVAH	5	1:18.192	19	Kevin LILLEY	4	1:17.955	627	Aaron MONK
ROW 1	3	1:16.595	184	David TWYFORD	2	1:16.095	79	James O'MARA	1	1:15.929	26	Glynn DAVIES
Pole												

Donington Park National: 1.9790 miles

These results are provisional until the conclusion of any judicial and technical matters.

Clerk Of Course :	Stewards :	Timekeeper : <i>Craig Smith</i>
-------------------	------------	------------------------------------

Results can be found at www.tsl-timing.com

Printed - 14:29 Saturday, 03 September 2022



BMCRC - MRO Championships 2022 - Rnd 8 @ Donington Park National



MRO Minitwins & Rookie Minitwins

RACE 17 - CLASSIFICATION

POS	NO	CL	PIC NAME	ENTRY	LAPS	TIME	GAP	DIFF	MPH	BEST	ON
1	26		1 Glynn DAVIES	Suzuki SV650 -	7	8:59.437			92.19	1:16.085	7
2	184		2 David TWYFORD	Suzuki SV650 - MHP, IMP Racing	7	8:59.620	0.183	0.183	92.16	1:16.313	4
3	79		3 James O'MARA	Suzuki SV650 - BRP Machining Ltd	7	9:02.586	3.149	2.966	91.66	1:16.641	3
4	627	RMT	1 Aaron MONK	Suzuki SV650 - flyaspitfire.co.uk	7	9:10.349	10.912	7.763	90.37	1:17.655	4
5	87		4 Jake POVAH	Suzuki SV 650 -	7	9:13.664	14.227	3.315	89.83	1:18.162	7
6	97		5 Alex MANN	Suzuki SV650 - Michael Jones Jewellers,Esprit Grou	7	9:14.092	14.655	0.428	89.76	1:17.976	5
7	19		6 Kevin LILLEY	Suzuki SV650 - Trafalgar Cleaning Eqpt. / Steve Jorr	7	9:15.046	15.609	0.954	89.60	1:18.136	6
8	20	RMT	2 Jack MUIR	Suzuki SV650 -	7	9:23.185	23.748	8.139	88.31	1:18.475	6
9	58		7 Stacey KILLWORTH	Suzuki SV650 - Greenplant/Everns	7	9:24.775	25.338	1.590	88.06	1:19.134	6
10	6		8 Martin COOPER	Suzuki SV650 -	7	9:24.890	25.453	0.115	88.04	1:19.475	7
11	34		9 Andrew JOHNSON	Suzuki SV650 - Rose & Charlie Racing	7	9:37.376	37.939	12.486	86.14	1:21.241	2
12	199	RMT	3 Roger PARKES	Suzuki SV650 - Simply Owners Ltd	7	9:39.310	39.873	1.934	85.85	1:21.490	3
13	81		10 Malvern MAY	Suzuki SV650 - IMP racing	7	9:40.502	41.065	1.192	85.67	1:21.476	3
14	561		11 David LESLIE	Suzuki SV650 -	7	9:47.655	48.218	7.153	84.63	1:21.995	4
15	82*		12 Liam SPILLER	Suzuki SV650 - LD Renovate Ltd	7	9:50.832	51.395	3.177	84.17	1:21.951	3
16	45	RMT	4 Terence QUINCE	Suzuki SV650 - K&Q	7	9:51.610	52.173	0.778	84.06	1:21.941	6
17	91	RMT	5 Ben WEST	Suzuki SV650 - RV2 power	7	9:51.863	52.426	0.253	84.03	1:22.975	5
18	61	RMT	6 Nick HOLMES	Suzuki SV650 -	7	9:53.297	53.860	1.434	83.82	1:23.000	6
19	191	RMT	7 Justin GRACE	Suzuki SV650 - G-Race Motorsports	7	9:53.925	54.488	0.628	83.74	1:22.839	7
20	70		13 Colin HALL	Suzuki SV650 -	7	9:55.499	56.062	1.574	83.51	1:23.274	4
21	93		14 Tony BOTTO	Suzuki SV650 - TB Motorcycles	7	10:02.415	1:02.978	6.916	82.56	1:23.688	6
22	138		15 Craig JARMIN	Suzuki SV650 - SK PreP	7	10:02.817	1:03.380	0.402	82.50	1:23.586	5
23	78	RMT	8 Tim FRAMPTON	Suzuki SV650 - K66	7	10:03.846	1:04.409	1.029	82.36	1:24.041	7
24	44		16 Tony PARKER	Suzuki SV650 - Insta ... emerald_elevators	7	10:10.787	1:11.350	6.941	81.42	1:25.583	4
25	167	RMT	9 Terry SMITH	Suzuki SV650 - IMP Racing	7	10:12.821	1:13.384	2.034	81.15	1:24.625	6
26	152	RMT	10 Samuel DOWNES	Suzuki SV650 -	7	10:22.449	1:23.012	9.628	79.90	1:26.480	4
27	188	RMT	11 Ben RICHARDS	Suzuki SV650 -	7	10:22.537	1:23.100	0.088	79.89	1:26.917	5

NOT CLASSIFIED

DNF	99		Lee ELLIS	Suzuki SV650 - ATP Motorsport	5	7:00.356	2 Laps	2 Laps	84.42	1:22.155	3
DNF	116		Gareth FAITH	Suzuki SV650 - Sitramoto/Arktis	0						

FASTEST LAP

	26		Glynn DAVIES	Suzuki SV650 -	7	1:16.085			93.64 mph	150.69 kph	
	627	RMT	Aaron MONK	Suzuki SV650 - flyaspitfire.co.uk	4	1:17.655			91.74 mph	147.65 kph	

* No. 82 - 10 second penalty - jump start
 Class - 92.5% of Race Speed = 85.27 mph
 Class RMT - 92.5% of Race Speed = 83.59 mph

Weather / Track : Bright / Dry

These results are provisional until the conclusion of any judicial and technical matters.

Race Distance: 7 Laps / 13.85 miles
 Donington Park National: 1.9790 miles
 Date: 03/09/2022 Start: 16:59 Finish: 17:08

Clerk Of Course :	Stewards :	Timekeeper : <i>Craig Smith</i>
-------------------	------------	------------------------------------

Results can be found at www.tsl-timing.com

Printed - 17:10 Saturday, 03 September 2022



BMCRC - MRO Championships 2022 - Rnd 8 @ Donington Park National

MRO Minitwins & Rookie Minitwins

RACE 17 - LAP CHART

LAP 1 @ 17:00:42.331			LAP 3 @ 17:03:15.628			LAP 5 @ 17:05:48.522					
NO	BEHIND	LAP TIME	NO	BEHIND	LAP TIME	NO	BEHIND	LAP TIME			
26		1:20.348	26		1:16.439	26		1:16.378	184	0.183	1:16.377
79	0.264	1:20.612	184	0.528	1:16.560	184	0.289	1:16.342	79	3.149	1:17.038
184	0.368	1:20.716	79	0.894	1:16.641	79	2.080	1:16.848	627	10.912	1:18.741
627	1.090	1:21.438	627	4.414	1:17.751	627	7.160	1:17.985	87	14.227	1:18.162
87	2.049	1:22.397	87	6.557	1:19.554	87	10.734	1:18.544	97	14.655	1:18.416
19	2.414	1:22.762	19	7.050	1:19.357	97	10.828	1:17.976	19	15.609	1:18.937
97	2.669	1:23.017	97	7.137	1:19.354	19	11.434	1:18.549	20	23.748	1:19.791
6	4.918	1:25.266	6	11.771	1:20.112	20	18.380	1:19.160	58	25.338	1:20.272
58	5.446	1:25.794	58	11.973	1:19.764	58	18.830	1:20.107	6	25.453	1:19.475
199	6.808	1:27.156	20	13.344	1:18.703	6	19.372	1:19.948	34	37.939	1:21.308
81	7.167	1:27.515	199	16.685	1:21.490	199	28.167	1:22.285	199	39.873	1:22.204
82	7.295	1:27.643	81	17.068	1:21.476	34	28.180	1:21.996	81	41.065	1:22.139
20	7.791	1:28.139	34	17.318	1:21.454	81	29.549	1:23.572	82	41.395	1:22.050
34	7.920	1:28.268	82	18.381	1:21.951	82	29.856	1:22.388	561	48.218	1:22.609
70	9.722	1:30.070	99	21.052	1:22.155	99	33.817	1:23.247	45	52.173	1:23.381
99	9.822	1:30.170	561	24.264	1:23.100	561	35.464	1:22.099	91	52.426	1:23.483
45	10.665	1:31.013	91	24.892	1:23.951	91	38.108	1:22.975	61	53.860	1:23.334
91	10.700	1:31.048	70	25.498	1:24.867	45	39.749	1:22.844	191	54.488	1:22.839
561	11.000	1:31.348	45	25.966	1:23.895	70	40.128	1:24.250	70	56.062	1:24.839
61	11.599	1:31.947	61	26.581	1:23.868	61	40.424	1:23.283	93	1:02.978	1:24.648
191	11.816	1:32.164	191	26.944	1:23.963	191	40.719	1:23.060	138	1:03.380	1:24.497
44	12.243	1:32.591	93	31.146	1:25.422	78	47.278	1:24.069	78	1:04.409	1:24.041
138	12.739	1:33.087	78	32.038	1:26.167	93	47.540	1:24.664	44	1:11.350	1:26.401
93	12.945	1:33.293	44	32.270	1:27.052	138	47.575	1:23.586	167	1:13.384	1:24.794
78	13.897	1:34.245	138	32.341	1:26.366	44	51.376	1:26.417	152	1:23.012	1:27.508
188	16.029	1:36.377	188	37.717	1:27.568	167	56.863	1:25.518	188	1:23.100	1:28.250
152	16.137	1:36.485	152	38.598	1:27.436	152	59.207	1:27.023			
167	16.546	1:36.894	167	38.685	1:27.009	188	59.511	1:26.917			

LAP 2 @ 17:01:59.189			LAP 4 @ 17:04:32.144			LAP 6 @ 17:07:05.226		
NO	BEHIND	LAP TIME	NO	BEHIND	LAP TIME	NO	BEHIND	LAP TIME
26		1:16.858	26		1:16.516	184		1:16.415
184	0.407	1:16.897	184	0.325	1:16.313	26	0.109	1:16.813
79	0.692	1:17.286	79	1.610	1:17.232	79	2.305	1:16.929
627	3.102	1:18.870	627	5.553	1:17.655	627	8.365	1:17.909
87	3.442	1:18.251	87	8.568	1:18.527	87	12.259	1:18.229
19	4.132	1:18.576	97	9.230	1:18.609	97	12.433	1:18.309
97	4.222	1:18.411	19	9.263	1:18.729	19	12.866	1:18.136
6	8.098	1:20.038	58	15.101	1:19.644	20	20.151	1:18.475
58	8.648	1:20.060	20	15.598	1:18.770	58	21.260	1:19.134
20	11.080	1:20.147	6	15.802	1:20.547	6	22.172	1:19.504
199	11.634	1:21.684	199	22.260	1:22.091	34	32.825	1:21.349
81	12.031	1:21.722	81	22.355	1:21.803	199	33.863	1:22.400
34	12.303	1:21.241	34	22.562	1:21.760	81	35.120	1:22.275
82	12.869	1:22.432	82	23.846	1:21.981	82	35.539	1:22.387
99	15.336	1:22.372	99	26.948	1:22.412	561	41.803	1:23.043
70	17.070	1:24.206	561	29.743	1:21.995	45	44.986	1:21.941
91	17.380	1:23.538	91	31.511	1:23.135	91	45.137	1:23.733
561	17.603	1:23.461	70	32.256	1:23.274	61	46.720	1:23.000
45	18.510	1:24.703	45	33.283	1:23.833	70	47.417	1:23.993
61	19.152	1:24.411	61	33.519	1:23.454	191	47.843	1:23.828
191	19.420	1:24.462	191	34.037	1:23.609	93	54.524	1:23.688
44	21.657	1:26.272	93	39.254	1:24.624	138	55.077	1:24.206
93	22.163	1:26.076	78	39.587	1:24.065	78	56.562	1:25.988
78	22.310	1:25.271	138	40.367	1:24.542	44	1:01.143	1:26.471
138	22.414	1:26.533	44	41.337	1:25.583	167	1:04.784	1:24.625
188	26.588	1:27.417	167	47.723	1:25.554	188	1:11.044	1:28.237
152	27.601	1:28.322	152	48.562	1:26.480	152	1:11.698	1:29.195
167	28.115	1:28.427	188	48.972	1:27.771			

LAP 7 @ 17:08:21.420		
NO	BEHIND	LAP TIME
26		1:16.085

BMCRC - MRO Championships 2022 - Rnd 8 @ Donington Park National

MRO Minitwins & Rookie Minitwins

RACE 17 - SECTOR ANALYSIS



SECTOR 1 = FL to I1, SECTOR 2 = I1 to FL, DIFF = Difference To Personal Best Lap, P = Crossed Finish Line in Pit Lane, D = Time Disallowed

P1 26		Glynn DAVIES		Suzuki SV650 -		
IDEAL LAP TIME : 1:16.025		BEST LAP TIME : 1:16.085		DIFFERENCE : 0.060		
LAP	SECTOR 1	SECTOR 2	LAP TIME	MPH	DIFF	TIME OF DAY
1 -		27.626	1:20.348	88.67	4.263	17:00:42.331
2 -	49.877	26.981	1:16.858	92.69	0.773	17:01:59.189
3 -	49.560	26.879	1:16.439 (3)	93.20	0.354	17:03:15.628
4 -	49.513	27.003	1:16.516	93.11	0.431	17:04:32.144
5 -	49.279	27.099	1:16.378 (2)	93.28	0.293	17:05:48.522
6 -	49.722	27.091	1:16.813	92.75	0.728	17:07:05.335
7 -	49.146	26.939	1:16.085 (1)	93.64		17:08:21.420

P2 184		David TWYFORD		Suzuki SV650 - MHP, IMP Racing		
IDEAL LAP TIME : 1:16.087		BEST LAP TIME : 1:16.313		DIFFERENCE : 0.226		
LAP	SECTOR 1	SECTOR 2	LAP TIME	MPH	DIFF	TIME OF DAY
1 -		27.349	1:20.716	88.26	4.403	17:00:42.699
2 -	49.936	26.961	1:16.897	92.65	0.584	17:01:59.596
3 -	49.522	27.038	1:16.560	93.05	0.247	17:03:16.156
4 -	49.258	27.055	1:16.313 (1)	93.36		17:04:32.469
5 -	49.224	27.118	1:16.342 (2)	93.32	0.029	17:05:48.811
6 -	49.218	27.197	1:16.415	93.23	0.102	17:07:05.226
7 -	49.508	26.869	1:16.377 (3)	93.28	0.064	17:08:21.603

P3 79		James O'MARA		Suzuki SV650 - BRP Machining Ltd		
IDEAL LAP TIME : 1:16.011		BEST LAP TIME : 1:16.641		DIFFERENCE : 0.630		
LAP	SECTOR 1	SECTOR 2	LAP TIME	MPH	DIFF	TIME OF DAY
1 -		27.611	1:20.612	88.38	3.971	17:00:42.595
2 -	50.336	26.950	1:17.286	92.18	0.645	17:01:59.881
3 -	49.556	27.085	1:16.641 (1)	92.96		17:03:16.522
4 -	49.061	28.171	1:17.232	92.24	0.591	17:04:33.754
5 -	49.606	27.242	1:16.848 (2)	92.71	0.207	17:05:50.602
6 -	49.938	26.991	1:16.929 (3)	92.61	0.288	17:07:07.531
7 -	49.806	27.232	1:17.038	92.48	0.397	17:08:24.569

P4 627 RMT		Aaron MONK		Suzuki SV650 - flyaspitfire.co.uk		
IDEAL LAP TIME : 1:17.630		BEST LAP TIME : 1:17.655		DIFFERENCE : 0.025		
LAP	SECTOR 1	SECTOR 2	LAP TIME	MPH	DIFF	TIME OF DAY
1 -		27.519	1:21.438	87.48	3.783	17:00:43.421
2 -	51.227	27.643	1:18.870	90.33	1.215	17:02:02.291
3 -	50.258	27.493	1:17.751 (2)	91.63	0.096	17:03:20.042
4 -	50.240	27.415	1:17.655 (1)	91.74		17:04:37.697
5 -	50.595	27.390	1:17.985	91.35	0.330	17:05:55.682
6 -	50.414	27.495	1:17.909 (3)	91.44	0.254	17:07:13.591
7 -	51.177	27.564	1:18.741	90.48	1.086	17:08:32.332

P5 87		Jake POVAH		Suzuki SV 650 -		
IDEAL LAP TIME : 1:17.912		BEST LAP TIME : 1:18.162		DIFFERENCE : 0.250		
LAP	SECTOR 1	SECTOR 2	LAP TIME	MPH	DIFF	TIME OF DAY
1 -		27.645	1:22.397	86.46	4.235	17:00:44.380
2 -	50.721	27.530	1:18.251 (3)	91.04	0.089	17:02:02.631
3 -	51.888	27.666	1:19.554	89.55	1.392	17:03:22.185
4 -	50.828	27.699	1:18.527	90.72	0.365	17:04:40.712
5 -	50.569	27.975	1:18.544	90.70	0.382	17:05:59.256
6 -	50.786	27.443	1:18.229 (2)	91.07	0.067	17:07:17.485
7 -	50.819	27.343	1:18.162 (1)	91.15		17:08:35.647

BMCRC - MRO Championships 2022 - Rnd 8 @ Donington Park National

MRO Minitwins & Rookie Minitwins

RACE 17 - SECTOR ANALYSIS



SECTOR 1 = FL to I1, SECTOR 2 = I1 to FL, DIFF = Difference To Personal Best Lap, P = Crossed Finish Line in Pit Lane, D = Time Disallowed

P6 97 Alex MANN		Suzuki SV650 - Michael Jones Jewellers,Esprit Group,TT50 cars				
IDEAL LAP TIME : 1:17.721		BEST LAP TIME : 1:17.976		DIFFERENCE : 0.255		
LAP	SECTOR 1	SECTOR 2	LAP TIME	MPH	DIFF	TIME OF DAY
1 -		27.951	1:23.017	85.82	5.041	17:00:45.000
2 -	50.800	27.611	1:18.411 (3)	90.86	0.435	17:02:03.411
3 -	51.348	28.006	1:19.354	89.78	1.378	17:03:22.765
4 -	50.852	27.757	1:18.609	90.63	0.633	17:04:41.374
5 -	50.220	27.756	1:17.976 (1)	91.36		17:05:59.350
6 -	50.797	27.512	1:18.309 (2)	90.98	0.333	17:07:17.659
7 -	50.915	27.501	1:18.416	90.85	0.440	17:08:36.075

P7 19 Kevin LILLEY		Suzuki SV650 - Trafalgar Cleaning Eqpt. / Steve Jordan Motorcy				
IDEAL LAP TIME : 1:17.733		BEST LAP TIME : 1:18.136		DIFFERENCE : 0.403		
LAP	SECTOR 1	SECTOR 2	LAP TIME	MPH	DIFF	TIME OF DAY
1 -		27.394	1:22.762	86.08	4.626	17:00:44.745
2 -	50.661	27.915	1:18.576 (3)	90.67	0.440	17:02:03.321
3 -	51.327	28.030	1:19.357	89.77	1.221	17:03:22.678
4 -	50.773	27.956	1:18.729	90.49	0.593	17:04:41.407
5 -	50.499	28.050	1:18.549 (2)	90.70	0.413	17:05:59.956
6 -	50.339	27.797	1:18.136 (1)	91.18		17:07:18.092
7 -	50.759	28.178	1:18.937	90.25	0.801	17:08:37.029

P8 20 RMT Jack MUIR		Suzuki SV650 -				
IDEAL LAP TIME : 1:18.383		BEST LAP TIME : 1:18.475		DIFFERENCE : 0.092		
LAP	SECTOR 1	SECTOR 2	LAP TIME	MPH	DIFF	TIME OF DAY
1 -		31.949	1:28.139	80.83	9.664	17:00:50.122
2 -	52.529	27.618	1:20.147	88.89	1.672	17:02:10.269
3 -	50.923	27.780	1:18.703 (2)	90.52	0.228	17:03:28.972
4 -	50.915	27.855	1:18.770 (3)	90.44	0.295	17:04:47.742
5 -	51.650	27.510	1:19.160	90.00	0.685	17:06:06.902
6 -	50.873	27.602	1:18.475 (1)	90.78		17:07:25.377
7 -	51.577	28.214	1:19.791	89.29	1.316	17:08:45.168

P9 58 Stacey KILLWORTH		Suzuki SV650 - Greenplant/Everms				
IDEAL LAP TIME : 1:19.134		BEST LAP TIME : 1:19.134		DIFFERENCE : 0.000		
LAP	SECTOR 1	SECTOR 2	LAP TIME	MPH	DIFF	TIME OF DAY
1 -		28.453	1:25.794	83.04	6.660	17:00:47.777
2 -	52.039	28.021	1:20.060	88.99	0.926	17:02:07.837
3 -	51.672	28.092	1:19.764 (3)	89.32	0.630	17:03:27.601
4 -	51.671	27.973	1:19.644 (2)	89.45	0.510	17:04:47.245
5 -	51.995	28.112	1:20.107	88.93	0.973	17:06:07.352
6 -	51.303	27.831	1:19.134 (1)	90.03		17:07:26.486
7 -	51.860	28.412	1:20.272	88.75	1.138	17:08:46.758

P10 6 Martin COOPER		Suzuki SV650 -				
IDEAL LAP TIME : 1:19.413		BEST LAP TIME : 1:19.475		DIFFERENCE : 0.062		
LAP	SECTOR 1	SECTOR 2	LAP TIME	MPH	DIFF	TIME OF DAY
1 -		28.915	1:25.266	83.55	5.791	17:00:47.249
2 -	51.716	28.322	1:20.038	89.01	0.563	17:02:07.287
3 -	51.646	28.466	1:20.112	88.93	0.637	17:03:27.399
4 -	52.283	28.264	1:20.547	88.45	1.072	17:04:47.946
5 -	51.939	28.009	1:19.948 (3)	89.11	0.473	17:06:07.894
6 -	51.434	28.070	1:19.504 (2)	89.61	0.029	17:07:27.398
7 -	51.404	28.071	1:19.475 (1)	89.64		17:08:46.873

BMCRC - MRO Championships 2022 - Rnd 8 @ Donington Park National

MRO Minitwins & Rookie Minitwins

RACE 17 - SECTOR ANALYSIS



SECTOR 1 = FL to I1, SECTOR 2 = I1 to FL, DIFF = Difference To Personal Best Lap, P = Crossed Finish Line in Pit Lane, D = Time Disallowed

P11 34		Andrew JOHNSON		Suzuki SV650 - Rose & Charlie Racing		
IDEAL LAP TIME : 1:20.951		BEST LAP TIME : 1:21.241		DIFFERENCE : 0.290		
LAP	SECTOR 1	SECTOR 2	LAP TIME	MPH	DIFF	TIME OF DAY
1 -		28.729	1:28.268	80.71	7.027	17:00:50.251
2 -	52.725	28.516	1:21.241 (1)	87.69		17:02:11.492
3 -	52.857	28.597	1:21.454	87.46	0.213	17:03:32.946
4 -	53.167	28.593	1:21.760	87.14	0.519	17:04:54.706
5 -	53.414	28.582	1:21.996	86.89	0.755	17:06:16.702
6 -	53.003	28.346	1:21.349 (3)	87.58	0.108	17:07:38.051
7 -	53.082	28.226	1:21.308 (2)	87.62	0.067	17:08:59.359

P12 199 RMT		Roger PARKES		Suzuki SV650 - Simply Owners Ltd		
IDEAL LAP TIME : 1:21.490		BEST LAP TIME : 1:21.490		DIFFERENCE : 0.000		
LAP	SECTOR 1	SECTOR 2	LAP TIME	MPH	DIFF	TIME OF DAY
1 -		29.060	1:27.156	81.74	5.666	17:00:49.139
2 -	53.222	28.462	1:21.684 (2)	87.22	0.194	17:02:10.823
3 -	53.050	28.440	1:21.490 (1)	87.42		17:03:32.313
4 -	53.345	28.746	1:22.091 (3)	86.78	0.601	17:04:54.404
5 -	53.499	28.786	1:22.285	86.58	0.795	17:06:16.689
6 -	53.722	28.678	1:22.400	86.46	0.910	17:07:39.089
7 -	53.643	28.561	1:22.204	86.67	0.714	17:09:01.293

P13 81		Malvern MAY		Suzuki SV650 - IMP racing		
IDEAL LAP TIME : 1:21.291		BEST LAP TIME : 1:21.476		DIFFERENCE : 0.185		
LAP	SECTOR 1	SECTOR 2	LAP TIME	MPH	DIFF	TIME OF DAY
1 -		29.705	1:27.515	81.40	6.039	17:00:49.498
2 -	53.333	28.389	1:21.722 (2)	87.18	0.246	17:02:11.220
3 -	52.902	28.574	1:21.476 (1)	87.44		17:03:32.696
4 -	53.165	28.638	1:21.803 (3)	87.09	0.327	17:04:54.499
5 -	53.881	29.691	1:23.572	85.25	2.096	17:06:18.071
6 -	53.456	28.819	1:22.275	86.59	0.799	17:07:40.346
7 -	53.198	28.941	1:22.139	86.73	0.663	17:09:02.485

P14 561		David LESLIE		Suzuki SV650 -		
IDEAL LAP TIME : 1:21.791		BEST LAP TIME : 1:21.995		DIFFERENCE : 0.204		
LAP	SECTOR 1	SECTOR 2	LAP TIME	MPH	DIFF	TIME OF DAY
1 -		30.203	1:31.348	77.99	9.353	17:00:53.331
2 -	53.977	29.484	1:23.461	85.36	1.466	17:02:16.792
3 -	54.469	28.631	1:23.100	85.73	1.105	17:03:39.892
4 -	53.337	28.658	1:21.995 (1)	86.89		17:05:01.887
5 -	53.645	28.454	1:22.099 (2)	86.78	0.104	17:06:23.986
6 -	54.131	28.912	1:23.043	85.79	1.048	17:07:47.029
7 -	54.103	28.506	1:22.609 (3)	86.24	0.614	17:09:09.638

P15 82		Liam SPILLER		Suzuki SV650 - LD Renovate Ltd		
IDEAL LAP TIME : 1:21.676		BEST LAP TIME : 1:21.951		DIFFERENCE : 0.275		
LAP	SECTOR 1	SECTOR 2	LAP TIME	MPH	DIFF	TIME OF DAY
1 -		30.240	1:27.643	81.29	5.692	17:00:49.626
2 -	53.958	28.474	1:22.432	86.43	0.481	17:02:12.058
3 -	53.216	28.735	1:21.951 (1)	86.93		17:03:34.009
4 -	53.202	28.779	1:21.981 (2)	86.90	0.030	17:04:55.990
5 -	53.720	28.668	1:22.388	86.47	0.437	17:06:18.378
6 -	53.672	28.715	1:22.387	86.47	0.436	17:07:40.765
7 -	53.523	28.527	1:22.050 (3)	86.83	0.099	17:09:02.815

BMCRC - MRO Championships 2022 - Rnd 8 @ Donington Park National

MRO Minitwins & Rookie Minitwins

RACE 17 - SECTOR ANALYSIS



SECTOR 1 = FL to I1, SECTOR 2 = I1 to FL, DIFF = Difference To Personal Best Lap, P = Crossed Finish Line in Pit Lane, D = Time Disallowed

P16 45 RMT Terence QUINCE		Suzuki SV650 - K&Q				
IDEAL LAP TIME : 1:21.847		BEST LAP TIME : 1:21.941		DIFFERENCE : 0.094		
LAP	SECTOR 1	SECTOR 2	LAP TIME	MPH	DIFF	TIME OF DAY
1 -		30.215	1:31.013	78.28	9.072	17:00:52.996
2 -	55.075	29.628	1:24.703	84.11	2.762	17:02:17.699
3 -	54.402	29.493	1:23.895	84.92	1.954	17:03:41.594
4 -	54.420	29.413	1:23.833	84.98	1.892	17:05:05.427
5 -	53.765	29.079	1:22.844 (2)	86.00	0.903	17:06:28.271
6 -	53.013	28.928	1:21.941 (1)	86.94		17:07:50.212
7 -	54.547	28.834	1:23.381 (3)	85.44	1.440	17:09:13.593

P17 91 RMT Ben WEST		Suzuki SV650 - RV2 power				
IDEAL LAP TIME : 1:22.664		BEST LAP TIME : 1:22.975		DIFFERENCE : 0.311		
LAP	SECTOR 1	SECTOR 2	LAP TIME	MPH	DIFF	TIME OF DAY
1 -		29.726	1:31.048	78.25	8.073	17:00:53.031
2 -	54.091	29.447	1:23.538	85.28	0.563	17:02:16.569
3 -	54.158	29.793	1:23.951	84.86	0.976	17:03:40.520
4 -	53.902	29.233	1:23.135 (2)	85.69	0.160	17:05:03.655
5 -	53.784	29.191	1:22.975 (1)	85.86		17:06:26.630
6 -	54.457	29.276	1:23.733	85.08	0.758	17:07:50.363
7 -	54.603	28.880	1:23.483 (3)	85.34	0.508	17:09:13.846

P18 61 RMT Nick HOLMES		Suzuki SV650 -				
IDEAL LAP TIME : 1:22.772		BEST LAP TIME : 1:23.000		DIFFERENCE : 0.228		
LAP	SECTOR 1	SECTOR 2	LAP TIME	MPH	DIFF	TIME OF DAY
1 -		31.044	1:31.947	77.48	8.947	17:00:53.930
2 -	54.422	29.989	1:24.411	84.40	1.411	17:02:18.341
3 -	53.996	29.872	1:23.868	84.95	0.868	17:03:42.209
4 -	54.050	29.404	1:23.454	85.37	0.454	17:05:05.663
5 -	53.826	29.457	1:23.283 (2)	85.54	0.283	17:06:28.946
6 -	53.834	29.166	1:23.000 (1)	85.83		17:07:51.946
7 -	54.388	28.946	1:23.334 (3)	85.49	0.334	17:09:15.280

P19 191 RMT Justin GRACE		Suzuki SV650 - G-Race Motorsports				
IDEAL LAP TIME : 1:22.563		BEST LAP TIME : 1:22.839		DIFFERENCE : 0.276		
LAP	SECTOR 1	SECTOR 2	LAP TIME	MPH	DIFF	TIME OF DAY
1 -		30.205	1:32.164	77.30	9.325	17:00:54.147
2 -	54.949	29.513	1:24.462	84.35	1.623	17:02:18.609
3 -	54.347	29.616	1:23.963	84.85	1.124	17:03:42.572
4 -	54.207	29.402	1:23.609 (3)	85.21	0.770	17:05:06.181
5 -	53.697	29.363	1:23.060 (2)	85.77	0.221	17:06:29.241
6 -	54.382	29.446	1:23.828	84.99	0.989	17:07:53.069
7 -	53.973	28.866	1:22.839 (1)	86.00		17:09:15.908

P20 70 Colin HALL		Suzuki SV650 -				
IDEAL LAP TIME : 1:23.274		BEST LAP TIME : 1:23.274		DIFFERENCE : 0.000		
LAP	SECTOR 1	SECTOR 2	LAP TIME	MPH	DIFF	TIME OF DAY
1 -		30.886	1:30.070	79.10	6.796	17:00:52.053
2 -	54.503	29.703	1:24.206 (3)	84.60	0.932	17:02:16.259
3 -	55.240	29.627	1:24.867	83.95	1.593	17:03:41.126
4 -	54.006	29.268	1:23.274 (1)	85.55		17:05:04.400
5 -	54.301	29.949	1:24.250	84.56	0.976	17:06:28.650
6 -	54.670	29.323	1:23.993 (2)	84.82	0.719	17:07:52.643
7 -	55.373	29.466	1:24.839	83.97	1.565	17:09:17.482

BMCRC - MRO Championships 2022 - Rnd 8 @ Donington Park National

MRO Minitwins & Rookie Minitwins

RACE 17 - SECTOR ANALYSIS



SECTOR 1 = FL to I1, SECTOR 2 = I1 to FL, DIFF = Difference To Personal Best Lap, P = Crossed Finish Line in Pit Lane, D = Time Disallowed

P21 93		Tony BOTTO		Suzuki SV650 - TB Motorcycles		
IDEAL LAP TIME : 1:23.569		BEST LAP TIME : 1:23.688		DIFFERENCE : 0.119		
LAP	SECTOR 1	SECTOR 2	LAP TIME	MPH	DIFF	TIME OF DAY
1 -		29.856	1:33.293	76.36	9.605	17:00:55.276
2 -	55.325	30.751	1:26.076	82.77	2.388	17:02:21.352
3 -	55.878	29.544	1:25.422	83.40	1.734	17:03:46.774
4 -	55.302	29.322	1:24.624 (2)	84.19	0.936	17:05:11.398
5 -	54.629	30.035	1:24.664	84.15	0.976	17:06:36.062
6 -	54.748	28.940	1:23.688 (1)	85.13		17:07:59.750
7 -	55.142	29.506	1:24.648 (3)	84.16	0.960	17:09:24.398

P22 138		Craig JARMIN		Suzuki SV650 - SK PreP		
IDEAL LAP TIME : 1:23.023		BEST LAP TIME : 1:23.586		DIFFERENCE : 0.563		
LAP	SECTOR 1	SECTOR 2	LAP TIME	MPH	DIFF	TIME OF DAY
1 -		29.852	1:33.087	76.53	9.501	17:00:55.070
2 -	55.913	30.620	1:26.533	82.33	2.947	17:02:21.603
3 -	55.879	30.487	1:26.366	82.49	2.780	17:03:47.969
4 -	55.177	29.365	1:24.542	84.27	0.956	17:05:12.511
5 -	54.053	29.533	1:23.586 (1)	85.23		17:06:36.097
6 -	55.236	28.970	1:24.206 (2)	84.60	0.620	17:08:00.303
7 -	54.828	29.669	1:24.497 (3)	84.31	0.911	17:09:24.800

P23 78 RMT		Tim FRAMPTON		Suzuki SV650 - K66		
IDEAL LAP TIME : 1:23.656		BEST LAP TIME : 1:24.041		DIFFERENCE : 0.385		
LAP	SECTOR 1	SECTOR 2	LAP TIME	MPH	DIFF	TIME OF DAY
1 -		30.458	1:34.245	75.59	10.204	17:00:56.228
2 -	55.116	30.155	1:25.271	83.55	1.230	17:02:21.499
3 -	56.182	29.985	1:26.167	82.68	2.126	17:03:47.666
4 -	54.837	29.228	1:24.065 (2)	84.75	0.024	17:05:11.731
5 -	54.568	29.501	1:24.069 (3)	84.74	0.028	17:06:35.800
6 -	55.296	30.692	1:25.988	82.85	1.947	17:08:01.788
7 -	54.428	29.613	1:24.041 (1)	84.77		17:09:25.829

P24 44		Tony PARKER		Suzuki SV650 - Insta ... emerald_elevators		
IDEAL LAP TIME : 1:25.583		BEST LAP TIME : 1:25.583		DIFFERENCE : 0.000		
LAP	SECTOR 1	SECTOR 2	LAP TIME	MPH	DIFF	TIME OF DAY
1 -		30.491	1:32.591	76.94	7.008	17:00:54.574
2 -	55.749	30.523	1:26.272 (2)	82.58	0.689	17:02:20.846
3 -	56.448	30.604	1:27.052	81.84	1.469	17:03:47.898
4 -	55.325	30.258	1:25.583 (1)	83.24		17:05:13.481
5 -	55.958	30.459	1:26.417	82.44	0.834	17:06:39.898
6 -	55.870	30.601	1:26.471	82.39	0.888	17:08:06.369
7 -	55.858	30.543	1:26.401 (3)	82.46	0.818	17:09:32.770

P25 167 RMT		Terry SMITH		Suzuki SV650 - IMP Racing		
IDEAL LAP TIME : 1:24.625		BEST LAP TIME : 1:24.625		DIFFERENCE : 0.000		
LAP	SECTOR 1	SECTOR 2	LAP TIME	MPH	DIFF	TIME OF DAY
1 -		31.608	1:36.894	73.52	12.269	17:00:58.877
2 -	57.975	30.452	1:28.427	80.57	3.802	17:02:27.304
3 -	56.683	30.326	1:27.009	81.88	2.384	17:03:54.313
4 -	55.438	30.116	1:25.554	83.27	0.929	17:05:19.867
5 -	55.808	29.710	1:25.518 (3)	83.31	0.893	17:06:45.385
6 -	54.969	29.656	1:24.625 (1)	84.19		17:08:10.010
7 -	55.082	29.712	1:24.794 (2)	84.02	0.169	17:09:34.804

BMCRC - MRO Championships 2022 - Rnd 8 @ Donington Park National

MRO Minitwins & Rookie Minitwins

RACE 17 - SECTOR ANALYSIS



SECTOR 1 = FL to I1, SECTOR 2 = I1 to FL, DIFF = Difference To Personal Best Lap, P = Crossed Finish Line in Pit Lane, D = Time Disallowed

P26		152 RMT		Samuel DOWNES		Suzuki SV650 -	
IDEAL LAP TIME : 1:26.459		BEST LAP TIME : 1:26.480		DIFFERENCE : 0.021			
LAP	SECTOR 1	SECTOR 2	LAP TIME	MPH	DIFF	TIME OF DAY	
1 -		31.476	1:36.485	73.84	10.005	17:00:58.468	
2 -	57.905	30.417	1:28.322	80.66	1.842	17:02:26.790	
3 -	57.020	30.416	1:27.436 (3)	81.48	0.956	17:03:54.226	
4 -	56.481	29.999	1:26.480 (1)	82.38		17:05:20.706	
5 -	57.045	29.978	1:27.023 (2)	81.87	0.543	17:06:47.729	
6 -	57.927	31.268	1:29.195	79.87	2.715	17:08:16.924	
7 -	57.242	30.266	1:27.508	81.41	1.028	17:09:44.432	

P27		188 RMT		Ben RICHARDS		Suzuki SV650 -	
IDEAL LAP TIME : 1:26.917		BEST LAP TIME : 1:26.917		DIFFERENCE : 0.000			
LAP	SECTOR 1	SECTOR 2	LAP TIME	MPH	DIFF	TIME OF DAY	
1 -		30.735	1:36.377	73.92	9.460	17:00:58.360	
2 -	57.042	30.375	1:27.417 (2)	81.50	0.500	17:02:25.777	
3 -	57.295	30.273	1:27.568 (3)	81.36	0.651	17:03:53.345	
4 -	57.519	30.252	1:27.771	81.17	0.854	17:05:21.116	
5 -	56.985	29.932	1:26.917 (1)	81.97		17:06:48.033	
6 -	57.903	30.334	1:28.237	80.74	1.320	17:08:16.270	
7 -	57.482	30.768	1:28.250	80.73	1.333	17:09:44.520	

P28		99		Lee ELLIS		Suzuki SV650 - ATP Motorsport	
IDEAL LAP TIME : 1:22.088		BEST LAP TIME : 1:22.155		DIFFERENCE : 0.067			
LAP	SECTOR 1	SECTOR 2	LAP TIME	MPH	DIFF	TIME OF DAY	
1 -		30.562	1:30.170	79.01	8.015	17:00:52.153	
2 -	53.401	28.971	1:22.372 (2)	86.49	0.217	17:02:14.525	
3 -	53.458	28.697	1:22.155 (1)	86.72		17:03:36.680	
4 -	53.435	28.977	1:22.412 (3)	86.45	0.257	17:04:59.092	
5 -	54.560	28.687	1:23.247	85.58	1.092	17:06:22.339	

BMCRC - MRO Championships 2022 - Rnd 8 @ Donington Park National

MRO Minitwins & Rookie Minitwins

RACE 17 - BEST SECTORS

SECTOR 1			SECTOR 2			IDEAL / BEST COMPARISON						
POS	NO	NAME	TIME	NO	NAME	TIME	POS	NO	NAME	IDEAL	BEST	DIFF
									PERFECT LAP	1:15.930		
1	79	O'MARA	49.061	184	TWYFORD	26.869	1	79	O'MARA	1:16.011	1:16.641	0.630
2	26	DAVIES	49.146	26	DAVIES	26.879	2	26	DAVIES	1:16.025	1:16.085	0.060
3	184	TWYFORD	49.218	79	O'MARA	26.950	3	184	TWYFORD	1:16.087	1:16.313	0.226
4	97	MANN	50.220	87	POVAH	27.343	4	627	MONK	1:17.630	1:17.655	0.025
5	627	MONK	50.240	627	MONK	27.390	5	97	MANN	1:17.721	1:17.976	0.255
6	19	LILLEY	50.339	19	LILLEY	27.394	6	19	LILLEY	1:17.733	1:18.136	0.403
7	87	POVAH	50.569	97	MANN	27.501	7	87	POVAH	1:17.912	1:18.162	0.250
8	20	MUIR	50.873	20	MUIR	27.510	8	20	MUIR	1:18.383	1:18.475	0.092
9	58	KILLWORTH	51.303	58	KILLWORTH	27.831	9	58	KILLWORTH	1:19.134	1:19.134	0.000
10	6	COOPER	51.404	6	COOPER	28.009	10	6	COOPER	1:19.413	1:19.475	0.062
11	34	JOHNSON	52.725	34	JOHNSON	28.226	11	34	JOHNSON	1:20.951	1:21.241	0.290
12	81	MAY	52.902	81	MAY	28.389	12	81	MAY	1:21.291	1:21.476	0.185
13	45	QUINCE	53.013	199	PARKES	28.440	13	199	PARKES	1:21.490	1:21.490	0.000
14	199	PARKES	53.050	561	LESLIE	28.454	14	82	SPILLER	1:21.676	1:21.951	0.275
15	82	SPILLER	53.202	82	SPILLER	28.474	15	561	LESLIE	1:21.791	1:21.995	0.204
16	561	LESLIE	53.337	99	ELLIS	28.687	16	45	QUINCE	1:21.847	1:21.941	0.094
17	99	ELLIS	53.401	45	QUINCE	28.834	17	99	ELLIS	1:22.088	1:22.155	0.067
18	191	GRACE	53.697	191	GRACE	28.866	18	191	GRACE	1:22.563	1:22.839	0.276
19	91	WEST	53.784	91	WEST	28.880	19	91	WEST	1:22.664	1:22.975	0.311
20	61	HOLMES	53.826	93	BOTTO	28.940	20	61	HOLMES	1:22.772	1:23.000	0.228
21	70	HALL	54.006	61	HOLMES	28.946	21	138	JARMIN	1:23.023	1:23.586	0.563
22	138	JARMIN	54.053	138	JARMIN	28.970	22	70	HALL	1:23.274	1:23.274	0.000
23	78	FRAMPTON	54.428	78	FRAMPTON	29.228	23	93	BOTTO	1:23.569	1:23.688	0.119
24	93	BOTTO	54.629	70	HALL	29.268	24	78	FRAMPTON	1:23.656	1:24.041	0.385
25	167	SMITH	54.969	167	SMITH	29.656	25	167	SMITH	1:24.625	1:24.625	0.000
26	44	PARKER	55.325	188	RICHARDS	29.932	26	44	PARKER	1:25.583	1:25.583	0.000
27	152	DOWNES	56.481	152	DOWNES	29.978	27	152	DOWNES	1:26.459	1:26.480	0.021
28	188	RICHARDS	56.985	44	PARKER	30.258	28	188	RICHARDS	1:26.917	1:26.917	0.000
29												

BMCRC - MRO Championships 2022 - Rnd 8 @ Donington Park National

MRO Minitwins & Rookie Minitwins

RACE 17 - STATISTICS

Competitors Started 29
Planned Start 2022-09-03 @ 17:30:00.000
Actual Start 2022-09-03 @ 16:59:21.982
Finish Time 2022-09-03 @ 17:08:21.419
Track Length 1.9790mi.
Total Laps 194
Total Distance Covered 383.9390mi.

Session Fastest Lap History

NO	CL	NAME	LAP TIME	TIME OF DAY	LAP	VEHICLE
26		Glynn DAVIES	1:16.858	17:01:59.209	2	Suzuki SV650
26		Glynn DAVIES	1:16.439	17:03:15.649	3	Suzuki SV650
184		David TWYFORD	1:16.313	17:04:32.475	4	Suzuki SV650
26		Glynn DAVIES	1:16.085	17:08:21.440	7	Suzuki SV650

Session Leader History

NO	CL	NAME	FROM LAP	LAPS LED	DISTANCE	VEHICLE
26		Glynn DAVIES	1	5	9.85 miles	Suzuki SV650
184		David TWYFORD	6	1	1.97 miles	Suzuki SV650
26		Glynn DAVIES	7	1	1.97 miles	Suzuki SV650

Flag History

TYPE	TIME OF DAY
GREEN	16:59:21.982
FINISH	17:08:21.419

Flag Statistics

TYPE	COUNT	TOTAL LAPS	TOTAL TIME
Green	1	7	10:39.414
Red	0	0	0.000
Safety Car	0	0	0.000
FCY	0	0	0.000

BMCRC - MRO Championships 2022 - Rnd 8 @ Donington Park National

MRO Minitwins & Rookie Minitwins

RACE 17 - STATISTICS

CLASS :

18 Starters

Fastest Lap History

NO	NAME	LAP TIME	TIME OF DAY	LAP	VEHICLE
26	Glynn DAVIES	1:16.858	17:01:59.209	2	Suzuki SV650
26	Glynn DAVIES	1:16.439	17:03:15.649	3	Suzuki SV650
184	David TWYFORD	1:16.313	17:04:32.475	4	Suzuki SV650
26	Glynn DAVIES	1:16.085	17:08:21.440	7	Suzuki SV650

Leader History

NO	NAME	FROM LAP	LAPS LED	DISTANCE	VEHICLE
26	Glynn DAVIES	1	5	9.85 miles	Suzuki SV650
184	David TWYFORD	6	1	1.97 miles	Suzuki SV650
26	Glynn DAVIES	7	1	1.97 miles	Suzuki SV650

BMCRC - MRO Championships 2022 - Rnd 8 @ Donington Park National

MRO Minitwins & Rookie Minitwins

RACE 17 - STATISTICS

CLASS : RMT

11 Starters

Fastest Lap History

NO	NAME	LAP TIME	TIME OF DAY	LAP	VEHICLE
627	Aaron MONK	1:18.870	17:02:02.296	2	Suzuki SV650
627	Aaron MONK	1:17.751	17:03:20.047	3	Suzuki SV650
627	Aaron MONK	1:17.655	17:04:37.702	4	Suzuki SV650

Leader History

NO	NAME	FROM LAP	LAPS LED	DISTANCE	VEHICLE
627	Aaron MONK	1	7	13.81 miles	Suzuki SV650

BMCRC - MRO Championships 2022 - Rnd 8 @ Donington Park National



MRO Minitwins & Rookie Minitwins

RACE 7 - GRID (10 Laps)

ROW 10	29	82	Oliver NUNN	28	116	Gareth FAITH			
ROW 9	27	188	Ben RICHARDS	26	152	Samuel DOWNES	25	44	Tony PARKER
ROW 8	24	167	Terry SMITH	23	78	Tim FRAMPTON	22	93	Tony BOTTO
ROW 7	21	138	Craig JARMIN	20	70	Colin HALL	19	61	Nick HOLMES
ROW 6	18	91	Ben WEST	17	191	Justin GRACE	16	99	Lee ELLIS
ROW 5	15	561	David LESLIE	14	45	Terence QUINCE	13	199	Roger PARKES
ROW 4	12	81	Malvern MAY	11	34	Andrew JOHNSON	10	6	Martin COOPER
ROW 3	9	58	Stacey KILLWORTH	8	20	Jack MUIR	7	87	Jake POVAH
ROW 2	6	19	Kevin LILLEY	5	97	Alex MANN	4	627	Aaron MONK
ROW 1	3	79	James O'MARA	2	184	David TWYFORD	1	26	Glynn DAVIES
Pole									

Donington Park National: 1.9790 miles

These results are provisional until the conclusion of any judicial and technical matters.

Clerk Of Course :	Stewards :	Timekeeper : <i>Craig Smith</i>
-------------------	------------	------------------------------------

Results can be found at www.tsl-timing.com

Printed - 17:12 Saturday, 03 September 2022



BMCRC - MRO Championships 2022 - Rnd 8 @ Donington Park National



MRO Minitwins & Rookie Minitwins

RACE 7 - CLASSIFICATION

POS	NO	CL	PIC NAME	ENTRY	LAPS	TIME	GAP	DIFF	MPH	BEST	ON
1	79		1 James O'MARA	Suzuki SV650 - BRP Machining Ltd	7	9:03.946			91.43	1:16.236	7
2	26		2 Glynn DAVIES	Suzuki SV650 -	7	9:04.372	0.426	0.426	91.36	1:16.832	5
3	184		3 David TWYFORD	Suzuki SV650 - MHP, IMP Racing	7	9:05.520	1.574	1.148	91.17	1:16.840	6
4	97		4 Alex MANN	Suzuki SV650 - Michael Jones Jewellers, Esprit Gro	7	9:16.747	12.801	11.227	89.33	1:18.414	3
5	58		5 Stacey KILLWORTH	Suzuki SV650 - Greenplant/Everns	7	9:17.294	13.348	0.547	89.24	1:18.426	5
6	6		6 Martin COOPER	Suzuki SV650 -	7	9:23.173	19.227	5.879	88.31	1:19.084	4
7	20	RMT	1 Jack MUIR	Suzuki SV650 -	7	9:26.653	22.707	3.480	87.77	1:19.311	5
8	81		7 Malvern MAY	Suzuki SV650 - IMP racing	7	9:32.108	28.162	5.455	86.93	1:20.323	3
9	34		8 Andrew JOHNSON	Suzuki SV650 - Rose & Charlie Racing	7	9:32.666	28.720	0.558	86.84	1:20.256	2
10	199	RMT	2 Roger PARKES	Suzuki SV650 - Simply Owners Ltd	7	9:45.020	41.074	12.354	85.01	1:21.681	5
11	561		9 David LESLIE	Suzuki SV650 -	7	9:45.171	41.225	0.151	84.99	1:22.260	3
12	191	RMT	3 Justin GRACE	Suzuki SV650 - G-Race Motorsports	7	9:45.634	41.688	0.463	84.92	1:21.875	6
13	70		10 Colin HALL	Suzuki SV650 -	7	9:56.314	52.368	10.680	83.40	1:23.454	6
14	82		11 Oliver NUNN	Suzuki SV650 - Intertechnic UK & STVL	7	9:56.762	52.816	0.448	83.34	1:23.162	4
15	138		12 Craig JARMIN	Suzuki SV650 - SK PreP	7	9:57.358	53.412	0.596	83.25	1:23.616	6
16	78	RMT	4 Tim FRAMPTON	Suzuki SV650 - K66	6	8:43.043	1 Lap	1 Lap	81.46	1:24.665	6
17	167	RMT	5 Terry SMITH	Suzuki SV650 - IMP Racing	6	8:43.895	1 Lap	0.852	81.33	1:24.011	5
18	44		13 Tony PARKER	Suzuki SV650 - Insta ... emerald_elevators	6	8:43.997	1 Lap	0.102	81.31	1:25.311	6
19	188	RMT	6 Ben RICHARDS	Suzuki SV650 -	6	8:47.683	1 Lap	3.686	80.75	1:25.510	5
20	152	RMT	7 Samuel DOWNES	Suzuki SV650 -	6	8:54.467	1 Lap	6.784	79.72	1:26.586	4
21	910	RMT	8 Harry GOWER	Suzuki SV650 - RightGear Motorcycles	6	9:08.932	1 Lap	14.465	77.62	1:26.761	6

NOT CLASSIFIED

DNF	19		Kevin LILLEY	Suzuki SV650 - Trafalgar Cleaning Eqpt. / Steve Jor	7	9:16.656	12.710	0.000	89.34	1:18.197	4
DNF	627	RMT	Aaron MONK	Suzuki SV650 - flyaspitfire.co.uk	6	7:57.105	1 Lap	1 Lap	89.31	1:18.364	2
DNF	93		Tony BOTTO	Suzuki SV650 - TB Motorcycles	6	8:30.546	1 Lap	33.441	83.46	1:22.251	6
DNF	91	RMT	Ben WEST	Suzuki SV650 - RV2 power	6	8:30.634	1 Lap	0.088	83.44	1:22.326	6
DNF	45	RMT	Terence QUINCE	Suzuki SV650 - K&Q	6	9:15.862	1 Lap	45.228	76.65	1:28.023	4

FASTEST LAP

79			James O'MARA	Suzuki SV650 - BRP Machining Ltd	7	1:16.236		93.45 mph	150.40 kph
627	RMT		Aaron MONK	Suzuki SV650 - flyaspitfire.co.uk	2	1:18.364		90.91 mph	146.31 kph

Class - 92.5% of Race Speed = 84.57 mph
 Class RMT - 92.5% of Race Speed = 81.18 mph
 Red Flag (end of session): 11:42

Weather / Track : Bright / Dry

These results are provisional until the conclusion of any judicial and technical matters.

Race Distance: 7 Laps / 13.85 miles
 Donington Park National: 1.9790 miles
 Date: 04/09/2022 Start: 11:32 Finish: 11:41

Clerk Of Course :	Stewards :	Timekeeper : <i>Craig Smith</i>
-------------------	------------	------------------------------------

Results can be found at www.tsl-timing.com

Printed - 11:51 Sunday, 04 September 2022



BMCRC - MRO Championships 2022 - Rnd 8 @ Donington Park National

MRO Minitwins & Rookie Minitwins

RACE 7 - LAP CHART

LAP 1 @ 11:33:38.403

NO	BEHIND	LAP TIME
26		1:20.762
184	1.512	1:22.274
79	2.091	1:22.853
627	2.843	1:23.605
97	3.115	1:23.877
19	3.249	1:24.011
58	3.433	1:24.195
6	3.712	1:24.474
20	4.436	1:25.198
81	4.816	1:25.578
34	5.938	1:26.700
199	7.074	1:27.836
561	7.191	1:27.953
191	7.660	1:28.422
70	10.024	1:30.786
138	10.279	1:31.041
91	11.592	1:32.354
93	12.376	1:33.138
44	13.116	1:33.878
82	13.450	1:34.212
188	15.451	1:36.213
45	15.505	1:36.267
167	16.167	1:36.929
152	16.250	1:37.012
78	16.639	1:37.401
910	19.563	1:40.325

LAP 2 @ 11:34:56.197

NO	BEHIND	LAP TIME
26		1:17.794
184	1.651	1:17.933
79	2.452	1:18.155
627	3.413	1:18.364
97	4.026	1:18.705
58	4.587	1:18.948
6	5.476	1:19.558
19	5.595	1:20.140
20	7.293	1:20.651
81	8.074	1:21.052
34	8.400	1:20.256
561	11.702	1:22.305
199	12.898	1:23.618
191	13.224	1:23.358
138	16.967	1:24.482
91	18.558	1:24.760
93	18.759	1:24.177
70	18.980	1:26.750
82	20.207	1:24.551
44	20.969	1:25.647
78	24.493	1:25.648
188	25.085	1:27.428
167	26.049	1:27.676
45	27.376	1:29.665
152	27.759	1:29.303
910	35.046	1:33.277

LAP 3 @ 11:36:13.670

NO	BEHIND	LAP TIME
26		1:17.473
184	1.515	1:17.337
79	2.210	1:17.231
627	4.639	1:18.699

97	4.967	1:18.414
58	5.978	1:18.864
19	6.409	1:18.287
6	7.271	1:19.268
20	9.547	1:19.727
81	10.924	1:20.323
34	11.340	1:20.413
561	16.489	1:22.260
199	19.123	1:23.698
191	19.227	1:23.476
138	23.756	1:24.262
91	24.857	1:23.772
70	25.548	1:24.041
93	25.652	1:24.366
82	26.649	1:23.915
44	29.423	1:25.927
78	32.549	1:25.529
188	33.881	1:26.269
167	34.344	1:25.768
152	37.812	1:27.526
45	38.320	1:28.417
910	48.477	1:30.904

LAP 4 @ 11:37:30.704

NO	BEHIND	LAP TIME
26		1:17.034
184	1.387	1:16.906
79	1.553	1:16.377
627	6.420	1:18.815
97	6.861	1:18.928
19	7.572	1:18.197
58	7.938	1:18.994
6	9.321	1:19.084
20	12.003	1:19.490
81	14.240	1:20.350
34	15.098	1:20.792
561	22.343	1:22.888
199	24.056	1:21.967
191	24.505	1:22.312
138	31.078	1:24.356
91	31.386	1:23.563
93	32.220	1:23.602
70	32.460	1:23.946
82	32.777	1:23.162
44	38.395	1:26.006
78	40.500	1:24.985
167	41.887	1:24.577
188	42.803	1:25.956
152	47.364	1:26.586
45	49.309	1:28.023
910	1:00.498	1:29.055

LAP 5 @ 11:38:47.536

NO	BEHIND	LAP TIME
26		1:16.832
79	1.151	1:16.430
184	1.487	1:16.932
627	8.442	1:18.854
97	8.607	1:18.578
19	9.111	1:18.371
58	9.532	1:18.426
6	12.600	1:20.111
20	14.482	1:19.311
81	18.658	1:21.250
34	19.317	1:21.051

561	28.130	1:22.619
199	28.905	1:21.681
191	29.681	1:22.008
93	38.400	1:23.012
91	38.413	1:23.859
138	38.864	1:24.618
70	39.339	1:23.711
82	39.574	1:23.629
78	48.483	1:24.815
44	48.791	1:27.228
167	49.066	1:24.011
188	51.481	1:25.510
152	57.935	1:27.403
45	1:03.326	1:30.849
910	1:12.276	1:28.610

LAP 6 @ 11:40:04.478

NO	BEHIND	LAP TIME
26		1:16.942
79	0.873	1:16.664
184	1.385	1:16.840
627	10.268	1:18.768
97	10.516	1:18.851
19	11.185	1:19.016
58	11.413	1:18.823
6	15.851	1:20.193
20	19.082	1:21.542
81	23.229	1:21.513
34	24.035	1:21.660
199	33.736	1:21.773
561	34.009	1:22.821
191	34.614	1:21.875
93	43.709	1:22.251
91	43.797	1:22.326
138	45.538	1:23.616
70	45.851	1:23.454
82	46.460	1:23.828
78	56.206	1:24.665
167	57.058	1:24.934
44	57.160	1:25.311
188	1:00.846	1:26.307
152	1:07.630	1:26.637

LAP 7 @ 11:41:21.587

NO	BEHIND	LAP TIME
79		1:16.236
26	0.426	1:17.535
184	1.574	1:17.298
910	1 Lap	1:26.761
45	1 Lap	1:42.641 P
19	12.710	1:18.634
97	12.801	1:19.394
58	13.348	1:19.044
6	19.227	1:20.485
20	22.707	1:20.734
81	28.162	1:22.042
34	28.720	1:21.794
199	41.074	1:24.447
561	41.225	1:24.325
191	41.688	1:24.183
70	52.368	1:23.626
82	52.816	1:23.465
138	53.412	1:24.983

BMCRC - MRO Championships 2022 - Rnd 8 @ Donington Park National

MRO Minitwins & Rookie Minitwins

RACE 7 - SECTOR ANALYSIS



SECTOR 1 = FL to I1, SECTOR 2 = I1 to FL, DIFF = Difference To Personal Best Lap, P = Crossed Finish Line in Pit Lane, D = Time Disallowed

P1 79		James O'MARA		Suzuki SV650 - BRP Machining Ltd			
IDEAL LAP TIME : 1:16.236		BEST LAP TIME : 1:16.236		DIFFERENCE : 0.000			
LAP	SECTOR 1	SECTOR 2	LAP TIME	MPH	DIFF	TIME OF DAY	
1 -		28.098	1:22.853	85.99	6.617	11:33:40.494	
2 -	50.414	27.741	1:18.155	91.16	1.919	11:34:58.649	
3 -	50.228	27.003	1:17.231	92.25	0.995	11:36:15.880	
4 -	49.672	26.705	1:16.377 (2)	93.28	0.141	11:37:32.257	
5 -	49.776	26.654	1:16.430 (3)	93.21	0.194	11:38:48.687	
6 -	49.777	26.887	1:16.664	92.93	0.428	11:40:05.351	
7 -	49.658	26.578	1:16.236 (1)	93.45		11:41:21.587	

P2 26		Glynn DAVIES		Suzuki SV650 -			
IDEAL LAP TIME : 1:16.832		BEST LAP TIME : 1:16.832		DIFFERENCE : 0.000			
LAP	SECTOR 1	SECTOR 2	LAP TIME	MPH	DIFF	TIME OF DAY	
1 -		27.402	1:20.762	88.21	3.930	11:33:38.403	
2 -	50.485	27.309	1:17.794	91.58	0.962	11:34:56.197	
3 -	50.311	27.162	1:17.473	91.96	0.641	11:36:13.670	
4 -	49.984	27.050	1:17.034 (3)	92.48	0.202	11:37:30.704	
5 -	49.789	27.043	1:16.832 (1)	92.73		11:38:47.536	
6 -	49.830	27.112	1:16.942 (2)	92.59	0.110	11:40:04.478	
7 -	50.200	27.335	1:17.535	91.88	0.703	11:41:22.013	

P3 184		David TWYFORD		Suzuki SV650 - MHP, IMP Racing			
IDEAL LAP TIME : 1:16.743		BEST LAP TIME : 1:16.840		DIFFERENCE : 0.097			
LAP	SECTOR 1	SECTOR 2	LAP TIME	MPH	DIFF	TIME OF DAY	
1 -		28.022	1:22.274	86.59	5.434	11:33:39.915	
2 -	50.399	27.534	1:17.933	91.42	1.093	11:34:57.848	
3 -	50.082	27.255	1:17.337	92.12	0.497	11:36:15.185	
4 -	49.667	27.239	1:16.906 (2)	92.64	0.066	11:37:32.091	
5 -	49.742	27.190	1:16.932 (3)	92.60	0.092	11:38:49.023	
6 -	49.764	27.076	1:16.840 (1)	92.72		11:40:05.863	
7 -	50.060	27.238	1:17.298	92.17	0.458	11:41:23.161	

P4 97		Alex MANN		Suzuki SV650 - Michael Jones Jewellers, Esprit Group, TT50 cars			
IDEAL LAP TIME : 1:18.342		BEST LAP TIME : 1:18.414		DIFFERENCE : 0.072			
LAP	SECTOR 1	SECTOR 2	LAP TIME	MPH	DIFF	TIME OF DAY	
1 -		28.782	1:23.877	84.94	5.463	11:33:41.518	
2 -	50.848	27.857	1:18.705 (3)	90.52	0.291	11:35:00.223	
3 -	50.708	27.706	1:18.414 (1)	90.85		11:36:18.637	
4 -	50.915	28.013	1:18.928	90.26	0.514	11:37:37.565	
5 -	50.636	27.942	1:18.578 (2)	90.66	0.164	11:38:56.143	
6 -	50.867	27.984	1:18.851	90.35	0.437	11:40:14.994	
7 -	51.164	28.230	1:19.394	89.73	0.980	11:41:34.388	

P5 58		Stacey KILLWORTH		Suzuki SV650 - Greenplant/Everms			
IDEAL LAP TIME : 1:18.426		BEST LAP TIME : 1:18.426		DIFFERENCE : 0.000			
LAP	SECTOR 1	SECTOR 2	LAP TIME	MPH	DIFF	TIME OF DAY	
1 -		28.269	1:24.195	84.62	5.769	11:33:41.836	
2 -	51.038	27.910	1:18.948	90.24	0.522	11:35:00.784	
3 -	51.177	27.687	1:18.864 (3)	90.34	0.438	11:36:19.648	
4 -	51.306	27.688	1:18.994	90.19	0.568	11:37:38.642	
5 -	50.769	27.657	1:18.426 (1)	90.84		11:38:57.068	
6 -	51.114	27.709	1:18.823 (2)	90.38	0.397	11:40:15.891	
7 -	51.310	27.734	1:19.044	90.13	0.618	11:41:34.935	

BMCRC - MRO Championships 2022 - Rnd 8 @ Donington Park National

MRO Minitwins & Rookie Minitwins

RACE 7 - SECTOR ANALYSIS



SECTOR 1 = FL to I1, SECTOR 2 = I1 to FL, DIFF = Difference To Personal Best Lap, P = Crossed Finish Line in Pit Lane, D = Time Disallowed

P6		6		Martin COOPER		Suzuki SV650 -	
IDEAL LAP TIME : 1:18.913		BEST LAP TIME : 1:19.084		DIFFERENCE : 0.171			
LAP	SECTOR 1	SECTOR 2	LAP TIME	MPH	DIFF	TIME OF DAY	
1 -		28.002	1:24.474	84.34	5.390	11:33:42.115	
2 -	51.198	28.360	1:19.558 (3)	89.55	0.474	11:35:01.673	
3 -	51.345	27.923	1:19.268 (2)	89.88	0.184	11:36:20.941	
4 -	50.990	28.094	1:19.084 (1)	90.08		11:37:40.025	
5 -	51.696	28.415	1:20.111	88.93	1.027	11:39:00.136	
6 -	51.806	28.387	1:20.193	88.84	1.109	11:40:20.329	
7 -	52.089	28.396	1:20.485	88.52	1.401	11:41:40.814	

P7		20 RMT		Jack MUIR		Suzuki SV650 -	
IDEAL LAP TIME : 1:19.291		BEST LAP TIME : 1:19.311		DIFFERENCE : 0.020			
LAP	SECTOR 1	SECTOR 2	LAP TIME	MPH	DIFF	TIME OF DAY	
1 -		28.258	1:25.198	83.62	5.887	11:33:42.839	
2 -	52.136	28.515	1:20.651	88.33	1.340	11:35:03.490	
3 -	51.833	27.894	1:19.727 (3)	89.36	0.416	11:36:23.217	
4 -	51.779	27.711	1:19.490 (2)	89.62	0.179	11:37:42.707	
5 -	51.580	27.731	1:19.311 (1)	89.83		11:39:02.018	
6 -	53.637	27.905	1:21.542	87.37	2.231	11:40:23.560	
7 -	52.300	28.434	1:20.734	88.24	1.423	11:41:44.294	

P8		81		Malvern MAY		Suzuki SV650 - IMP racing	
IDEAL LAP TIME : 1:20.281		BEST LAP TIME : 1:20.323		DIFFERENCE : 0.042			
LAP	SECTOR 1	SECTOR 2	LAP TIME	MPH	DIFF	TIME OF DAY	
1 -		28.182	1:25.578	83.25	5.255	11:33:43.219	
2 -	52.614	28.438	1:21.052 (3)	87.90	0.729	11:35:04.271	
3 -	52.108	28.215	1:20.323 (1)	88.69		11:36:24.594	
4 -	52.177	28.173	1:20.350 (2)	88.67	0.027	11:37:44.944	
5 -	52.498	28.752	1:21.250	87.68	0.927	11:39:06.194	
6 -	53.008	28.505	1:21.513	87.40	1.190	11:40:27.707	
7 -	53.434	28.608	1:22.042	86.84	1.719	11:41:49.749	

P9		34		Andrew JOHNSON		Suzuki SV650 - Rose & Charlie Racing	
IDEAL LAP TIME : 1:20.032		BEST LAP TIME : 1:20.256		DIFFERENCE : 0.224			
LAP	SECTOR 1	SECTOR 2	LAP TIME	MPH	DIFF	TIME OF DAY	
1 -		28.194	1:26.700	82.17	6.444	11:33:44.341	
2 -	52.460	27.796	1:20.256 (1)	88.77		11:35:04.597	
3 -	52.236	28.177	1:20.413 (2)	88.60	0.157	11:36:25.010	
4 -	52.657	28.135	1:20.792 (3)	88.18	0.536	11:37:45.802	
5 -	52.820	28.231	1:21.051	87.90	0.795	11:39:06.853	
6 -	53.063	28.597	1:21.660	87.24	1.404	11:40:28.513	
7 -	53.531	28.263	1:21.794	87.10	1.538	11:41:50.307	

P10		199 RMT		Roger PARKES		Suzuki SV650 - Simply Owners Ltd	
IDEAL LAP TIME : 1:21.611		BEST LAP TIME : 1:21.681		DIFFERENCE : 0.070			
LAP	SECTOR 1	SECTOR 2	LAP TIME	MPH	DIFF	TIME OF DAY	
1 -		29.069	1:27.836	81.11	6.155	11:33:45.477	
2 -	54.495	29.123	1:23.618	85.20	1.937	11:35:09.095	
3 -	54.307	29.391	1:23.698	85.12	2.017	11:36:32.793	
4 -	53.433	28.534	1:21.967 (3)	86.92	0.286	11:37:54.760	
5 -	53.077	28.604	1:21.681 (1)	87.22		11:39:16.441	
6 -	53.223	28.550	1:21.773 (2)	87.12	0.092	11:40:38.214	
7 -	55.369	29.078	1:24.447	84.36	2.766	11:42:02.661	

BMCRC - MRO Championships 2022 - Rnd 8 @ Donington Park National

MRO Minitwins & Rookie Minitwins

RACE 7 - SECTOR ANALYSIS



SECTOR 1 = FL to I1, SECTOR 2 = I1 to FL, DIFF = Difference To Personal Best Lap, P = Crossed Finish Line in Pit Lane, D = Time Disallowed

P11 561		David LESLIE		Suzuki SV650 -		
IDEAL LAP TIME : 1:22.069		BEST LAP TIME : 1:22.260		DIFFERENCE : 0.191		
LAP	SECTOR 1	SECTOR 2	LAP TIME	MPH	DIFF	TIME OF DAY
1 -		28.994	1:27.953	81.00	5.693	11:33:45.594
2 -	53.687	28.618	1:22.305 (2)	86.56	0.045	11:35:07.899
3 -	53.698	28.562	1:22.260 (1)	86.61		11:36:30.159
4 -	54.171	28.717	1:22.888	85.95	0.628	11:37:53.047
5 -	53.940	28.679	1:22.619 (3)	86.23	0.359	11:39:15.666
6 -	54.439	28.382	1:22.821	86.02	0.561	11:40:38.487
7 -	55.453	28.872	1:24.325	84.49	2.065	11:42:02.812

P12 191 RMT		Justin GRACE		Suzuki SV650 - G-Race Motorsports		
IDEAL LAP TIME : 1:21.551		BEST LAP TIME : 1:21.875		DIFFERENCE : 0.324		
LAP	SECTOR 1	SECTOR 2	LAP TIME	MPH	DIFF	TIME OF DAY
1 -		28.927	1:28.422	80.57	6.547	11:33:46.063
2 -	54.049	29.309	1:23.358	85.47	1.483	11:35:09.421
3 -	54.181	29.295	1:23.476	85.34	1.601	11:36:32.897
4 -	53.767	28.545	1:22.312 (3)	86.55	0.437	11:37:55.209
5 -	53.006	29.002	1:22.008 (2)	86.87	0.133	11:39:17.217
6 -	53.091	28.784	1:21.875 (1)	87.01		11:40:39.092
7 -	55.483	28.700	1:24.183	84.63	2.308	11:42:03.275

P13 70		Colin HALL		Suzuki SV650 -		
IDEAL LAP TIME : 1:22.305		BEST LAP TIME : 1:23.454		DIFFERENCE : 1.149		
LAP	SECTOR 1	SECTOR 2	LAP TIME	MPH	DIFF	TIME OF DAY
1 -		30.008	1:30.786	78.47	7.332	11:33:48.427
2 -	56.416	30.334	1:26.750	82.12	3.296	11:35:15.177
3 -	54.668	29.373	1:24.041	84.77	0.587	11:36:39.218
4 -	54.471	29.475	1:23.946	84.87	0.492	11:38:03.164
5 -	54.046	29.665	1:23.711 (3)	85.10	0.257	11:39:26.875
6 -	54.772	28.682	1:23.454 (1)	85.37		11:40:50.329
7 -	53.623	30.003	1:23.626 (2)	85.19	0.172	11:42:13.955

P14 82		Oliver NUNN		Suzuki SV650 - Intertechnic UK & STVL		
IDEAL LAP TIME : 1:22.855		BEST LAP TIME : 1:23.162		DIFFERENCE : 0.307		
LAP	SECTOR 1	SECTOR 2	LAP TIME	MPH	DIFF	TIME OF DAY
1 -		29.957	1:34.212	75.62	11.050	11:33:51.853
2 -	55.536	29.015	1:24.551	84.26	1.389	11:35:16.404
3 -	54.764	29.151	1:23.915	84.90	0.753	11:36:40.319
4 -	53.850	29.312	1:23.162 (1)	85.67		11:38:03.481
5 -	54.047	29.582	1:23.629 (3)	85.19	0.467	11:39:27.110
6 -	54.823	29.005	1:23.828	84.99	0.666	11:40:50.938
7 -	54.163	29.302	1:23.465 (2)	85.36	0.303	11:42:14.403

P15 138		Craig JARMIN		Suzuki SV650 - SK PreP		
IDEAL LAP TIME : 1:23.452		BEST LAP TIME : 1:23.616		DIFFERENCE : 0.164		
LAP	SECTOR 1	SECTOR 2	LAP TIME	MPH	DIFF	TIME OF DAY
1 -		29.824	1:31.041	78.25	7.425	11:33:48.682
2 -	55.311	29.171	1:24.482	84.33	0.866	11:35:13.164
3 -	54.852	29.410	1:24.262 (2)	84.55	0.646	11:36:37.426
4 -	54.946	29.410	1:24.356 (3)	84.45	0.740	11:38:01.782
5 -	55.247	29.371	1:24.618	84.19	1.002	11:39:26.400
6 -	54.622	28.994	1:23.616 (1)	85.20		11:40:50.016
7 -	54.458	30.525	1:24.983	83.83	1.367	11:42:14.999

BMCRC - MRO Championships 2022 - Rnd 8 @ Donington Park National

MRO Minitwins & Rookie Minitwins

RACE 7 - SECTOR ANALYSIS



SECTOR 1 = FL to I1, SECTOR 2 = I1 to FL, DIFF = Difference To Personal Best Lap, P = Crossed Finish Line in Pit Lane, D = Time Disallowed

P16 78 RMT		Tim FRAMPTON		Suzuki SV650 - K66		
IDEAL LAP TIME : 1:24.217		BEST LAP TIME : 1:24.665		DIFFERENCE : 0.448		
LAP	SECTOR 1	SECTOR 2	LAP TIME	MPH	DIFF	TIME OF DAY
1 -		32.289	1:37.401	73.14	12.736	11:33:55.042
2 -	56.130	29.518	1:25.648	83.18	0.983	11:35:20.690
3 -	55.804	29.725	1:25.529	83.30	0.864	11:36:46.219
4 -	55.410	29.575	1:24.985 (3)	83.83	0.320	11:38:11.204
5 -	54.825	29.990	1:24.815 (2)	84.00	0.150	11:39:36.019
6 -	55.273	29.392	1:24.665 (1)	84.15		11:41:00.684

P17 167 RMT		Terry SMITH		Suzuki SV650 - IMP Racing		
IDEAL LAP TIME : 1:24.008		BEST LAP TIME : 1:24.011		DIFFERENCE : 0.003		
LAP	SECTOR 1	SECTOR 2	LAP TIME	MPH	DIFF	TIME OF DAY
1 -		32.316	1:36.929	73.50	12.918	11:33:54.570
2 -	57.112	30.564	1:27.676	81.26	3.665	11:35:22.246
3 -	55.796	29.972	1:25.768	83.06	1.757	11:36:48.014
4 -	55.168	29.409	1:24.577 (2)	84.23	0.566	11:38:12.591
5 -	54.599	29.412	1:24.011 (1)	84.80		11:39:36.602
6 -	55.474	29.460	1:24.934 (3)	83.88	0.923	11:41:01.536

P18 44		Tony PARKER		Suzuki SV650 - Insta ... emerald_elevators		
IDEAL LAP TIME : 1:25.225		BEST LAP TIME : 1:25.311		DIFFERENCE : 0.086		
LAP	SECTOR 1	SECTOR 2	LAP TIME	MPH	DIFF	TIME OF DAY
1 -		30.121	1:33.878	75.89	8.567	11:33:51.519
2 -	55.334	30.313	1:25.647 (2)	83.18	0.336	11:35:17.166
3 -	55.831	30.096	1:25.927 (3)	82.91	0.616	11:36:43.093
4 -	55.796	30.210	1:26.006	82.83	0.695	11:38:09.099
5 -	56.182	31.046	1:27.228	81.67	1.917	11:39:36.327
6 -	55.222	30.089	1:25.311 (1)	83.51		11:41:01.638

P19 188 RMT		Ben RICHARDS		Suzuki SV650 -		
IDEAL LAP TIME : 1:25.510		BEST LAP TIME : 1:25.510		DIFFERENCE : 0.000		
LAP	SECTOR 1	SECTOR 2	LAP TIME	MPH	DIFF	TIME OF DAY
1 -		31.297	1:36.213	74.05	10.703	11:33:53.854
2 -	57.049	30.379	1:27.428	81.49	1.918	11:35:21.282
3 -	56.285	29.984	1:26.269 (3)	82.58	0.759	11:36:47.551
4 -	56.120	29.836	1:25.956 (2)	82.88	0.446	11:38:13.507
5 -	55.751	29.759	1:25.510 (1)	83.31		11:39:39.017
6 -	56.409	29.898	1:26.307	82.54	0.797	11:41:05.324

P20 152 RMT		Samuel DOWNES		Suzuki SV650 -		
IDEAL LAP TIME : 1:26.378		BEST LAP TIME : 1:26.586		DIFFERENCE : 0.208		
LAP	SECTOR 1	SECTOR 2	LAP TIME	MPH	DIFF	TIME OF DAY
1 -		31.954	1:37.012	73.44	10.426	11:33:54.653
2 -	58.701	30.602	1:29.303	79.78	2.717	11:35:23.956
3 -	57.247	30.279	1:27.526	81.40	0.940	11:36:51.482
4 -	56.294	30.292	1:26.586 (1)	82.28		11:38:18.068
5 -	56.929	30.474	1:27.403 (3)	81.51	0.817	11:39:45.471
6 -	56.553	30.084	1:26.637 (2)	82.23	0.051	11:41:12.108

P21 910 RMT		Harry GOWER		Suzuki SV650 - RightGear Motorcycles		
IDEAL LAP TIME : 1:26.761		BEST LAP TIME : 1:26.761		DIFFERENCE : 0.000		
LAP	SECTOR 1	SECTOR 2	LAP TIME	MPH	DIFF	TIME OF DAY
1 -		32.473	1:40.325	71.01	13.564	11:33:57.966
2 -	1:00.668	32.609	1:33.277	76.38	6.516	11:35:31.243
3 -	59.457	31.447	1:30.904	78.37	4.143	11:37:02.147
4 -	57.825	31.230	1:29.055 (3)	80.00	2.294	11:38:31.202
5 -	57.998	30.612	1:28.610 (2)	80.40	1.849	11:39:59.812
6 -	56.532	30.229	1:26.761 (1)	82.11		11:41:26.573

BMCRC - MRO Championships 2022 - Rnd 8 @ Donington Park National

MRO Minitwins & Rookie Minitwins

RACE 7 - SECTOR ANALYSIS



SECTOR 1 = FL to I1, SECTOR 2 = I1 to FL, DIFF = Difference To Personal Best Lap, P = Crossed Finish Line in Pit Lane, D = Time Disallowed

P22 19		Kevin LILLEY		Suzuki SV650 - Trafalgar Cleaning Eqpt. / Steve Jordan Motorcy			
IDEAL LAP TIME : 1:17.684		BEST LAP TIME : 1:18.197		DIFFERENCE : 0.513			
LAP	SECTOR 1	SECTOR 2	LAP TIME	MPH	DIFF	TIME OF DAY	
1 -		28.777	1:24.011	84.80	5.814	11:33:41.652	
2 -	50.926	29.214	1:20.140	88.90	1.943	11:35:01.792	
3 -	50.665	27.622	1:18.287 (2)	91.00	0.090	11:36:20.079	
4 -	50.614	27.583	1:18.197 (1)	91.11		11:37:38.276	
5 -	50.101	28.270	1:18.371 (3)	90.90	0.174	11:38:56.647	
6 -	51.297	27.719	1:19.016	90.16	0.819	11:40:15.663	
7 -	50.758	27.876	1:18.634	90.60	0.437	11:41:34.297	

P23 627 RMT		Aaron MONK		Suzuki SV650 - flyaspitfire.co.uk			
IDEAL LAP TIME : 1:18.114		BEST LAP TIME : 1:18.364		DIFFERENCE : 0.250			
LAP	SECTOR 1	SECTOR 2	LAP TIME	MPH	DIFF	TIME OF DAY	
1 -		27.932	1:23.605	85.21	5.241	11:33:41.246	
2 -	50.854	27.510	1:18.364 (1)	90.91		11:34:59.610	
3 -	51.093	27.606	1:18.699 (2)	90.53	0.335	11:36:18.309	
4 -	50.829	27.986	1:18.815	90.39	0.451	11:37:37.124	
5 -	50.918	27.936	1:18.854	90.35	0.490	11:38:55.978	
6 -	51.483	27.285	1:18.768 (3)	90.45	0.404	11:40:14.746	

P24 93		Tony BOTTO		Suzuki SV650 - TB Motorcycles			
IDEAL LAP TIME : 1:22.251		BEST LAP TIME : 1:22.251		DIFFERENCE : 0.000			
LAP	SECTOR 1	SECTOR 2	LAP TIME	MPH	DIFF	TIME OF DAY	
1 -		29.772	1:33.138	76.49	10.887	11:33:50.779	
2 -	54.456	29.721	1:24.177	84.63	1.926	11:35:14.956	
3 -	54.486	29.880	1:24.366	84.44	2.115	11:36:39.322	
4 -	54.339	29.263	1:23.602 (3)	85.22	1.351	11:38:02.924	
5 -	53.910	29.102	1:23.012 (2)	85.82	0.761	11:39:25.936	
6 -	53.489	28.762	1:22.251 (1)	86.62		11:40:48.187	

P25 91 RMT		Ben WEST		Suzuki SV650 - RV2 power			
IDEAL LAP TIME : 1:22.326		BEST LAP TIME : 1:22.326		DIFFERENCE : 0.000			
LAP	SECTOR 1	SECTOR 2	LAP TIME	MPH	DIFF	TIME OF DAY	
1 -		30.371	1:32.354	77.14	10.028	11:33:49.995	
2 -	54.650	30.110	1:24.760	84.05	2.434	11:35:14.755	
3 -	54.276	29.496	1:23.772 (3)	85.04	1.446	11:36:38.527	
4 -	54.244	29.319	1:23.563 (2)	85.26	1.237	11:38:02.090	
5 -	54.210	29.649	1:23.859	84.95	1.533	11:39:25.949	
6 -	53.684	28.642	1:22.326 (1)	86.54		11:40:48.275	

P26 45 RMT		Terence QUINCE		Suzuki SV650 - K&Q			
IDEAL LAP TIME : 1:27.711		BEST LAP TIME : 1:28.023		DIFFERENCE : 0.312			
LAP	SECTOR 1	SECTOR 2	LAP TIME	MPH	DIFF	TIME OF DAY	
1 -		31.812	1:36.267	74.00	8.244	11:33:53.908	
2 -	59.210	30.455	1:29.665 (3)	79.45	1.642	11:35:23.573	
3 -	57.256	31.161	1:28.417 (2)	80.58	0.394	11:36:51.990	
4 -	57.340	30.683	1:28.023 (1)	80.94		11:38:20.013	
5 -	59.236	31.613	1:30.849	78.42	2.826	11:39:50.862	
6 -	59.950	IN PIT	1:42.641 P	69.41	14.618	11:41:33.503	

BMCRC - MRO Championships 2022 - Rnd 8 @ Donington Park National

MRO Minitwins & Rookie Minitwins

RACE 7 - BEST SECTORS

SECTOR 1			SECTOR 2			IDEAL / BEST COMPARISON						
POS	NO	NAME	TIME	NO	NAME	TIME	POS	NO	NAME	IDEAL	BEST	DIFF
									PERFECT LAP	1:16.236		
1	79	O'MARA	49.658	79	O'MARA	26.578	1	79	O'MARA	1:16.236	1:16.236	0.000
2	184	TWYFORD	49.667	26	DAVIES	27.043	2	184	TWYFORD	1:16.743	1:16.840	0.097
3	26	DAVIES	49.789	184	TWYFORD	27.076	3	26	DAVIES	1:16.832	1:16.832	0.000
4	19	LILLEY	50.101	627	MONK	27.285	4	19	LILLEY	1:17.684	1:18.197	0.513
5	6	MANN	50.636	19	LILLEY	27.583	5	627	MONK	1:18.114	1:18.364	0.250
6	58	KILLWORTH	50.769	58	KILLWORTH	27.657	6	97	MANN	1:18.342	1:18.414	0.072
7	627	MONK	50.829	97	MANN	27.706	7	58	KILLWORTH	1:18.426	1:18.426	0.000
8	6	COOPER	50.990	20	MUIR	27.711	8	6	COOPER	1:18.913	1:19.084	0.171
9	20	MUIR	51.580	34	JOHNSON	27.796	9	20	MUIR	1:19.291	1:19.311	0.020
10	81	MAY	52.108	6	COOPER	27.923	10	34	JOHNSON	1:20.032	1:20.256	0.224
11	34	JOHNSON	52.236	81	MAY	28.173	11	81	MAY	1:20.281	1:20.323	0.042
12	191	GRACE	53.006	561	LESLIE	28.382	12	191	GRACE	1:21.551	1:21.875	0.324
13	199	PARKES	53.077	199	PARKES	28.534	13	199	PARKES	1:21.611	1:21.681	0.070
14	93	BOTTO	53.489	191	GRACE	28.545	14	561	LESLIE	1:22.069	1:22.260	0.191
15	70	HALL	53.623	91	WEST	28.642	15	93	BOTTO	1:22.251	1:22.251	0.000
16	91	WEST	53.684	70	HALL	28.682	16	70	HALL	1:22.305	1:23.454	1.149
17	561	LESLIE	53.687	93	BOTTO	28.762	17	91	WEST	1:22.326	1:22.326	0.000
18	82	NUNN	53.850	138	JARMIN	28.994	18	82	NUNN	1:22.855	1:23.162	0.307
19	138	JARMIN	54.458	82	NUNN	29.005	19	138	JARMIN	1:23.452	1:23.616	0.164
20	167	SMITH	54.599	78	FRAMPTON	29.392	20	167	SMITH	1:24.008	1:24.011	0.003
21	78	FRAMPTON	54.825	167	SMITH	29.409	21	78	FRAMPTON	1:24.217	1:24.665	0.448
22	44	PARKER	55.136	188	RICHARDS	29.759	22	44	PARKER	1:25.225	1:25.311	0.086
23	188	RICHARDS	55.751	152	DOWNES	30.084	23	188	RICHARDS	1:25.510	1:25.510	0.000
24	152	DOWNES	56.294	44	PARKER	30.089	24	152	DOWNES	1:26.378	1:26.586	0.208
25	910	GOWER	56.532	910	GOWER	30.229	25	910	GOWER	1:26.761	1:26.761	0.000
26	45	QUINCE	57.256	45	QUINCE	30.455	26	45	QUINCE	1:27.711	1:28.023	0.312

BMCRC - MRO Championships 2022 - Rnd 8 @ Donington Park National

MRO Minitwins & Rookie Minitwins

RACE 7 - STATISTICS

Competitors Started 26
Planned Start 2022-09-04 @ 11:15:00.000
Actual Start 2022-09-04 @ 11:32:17.640
Finish Time 2022-09-04 @ 11:41:21.586
Track Length 1.9790mi.
Total Laps 172
Total Distance Covered 340.3995mi.

Session Fastest Lap History

NO	CL	NAME	LAP TIME	TIME OF DAY	LAP	VEHICLE
26		Glynn DAVIES	1:17.794	11:34:56.218	2	Suzuki SV650
26		Glynn DAVIES	1:17.473	11:36:13.691	3	Suzuki SV650
184		David TWYFORD	1:17.337	11:36:15.191	3	Suzuki SV650
79		James O'MARA	1:17.231	11:36:15.889	3	Suzuki SV650
26		Glynn DAVIES	1:17.034	11:37:30.725	4	Suzuki SV650
184		David TWYFORD	1:16.906	11:37:32.097	4	Suzuki SV650
79		James O'MARA	1:16.377	11:37:32.265	4	Suzuki SV650
79		James O'MARA	1:16.236	11:41:21.597	7	Suzuki SV650

Session Leader History

NO	CL	NAME	FROM LAP	LAPS LED	DISTANCE	VEHICLE
26		Glynn DAVIES	1	6	11.83 miles	Suzuki SV650
79		James O'MARA	7	1	1.97 miles	Suzuki SV650

Flag History

TYPE	TIME OF DAY
GREEN	11:32:17.640
FINISH	11:41:21.586

Flag Statistics

TYPE	COUNT	TOTAL LAPS	TOTAL TIME
Green	1	7	11:07.977
Red	0	0	0.000
Safety Car	0	0	0.000
FCY	0	0	0.000

BMCRC - MRO Championships 2022 - Rnd 8 @ Donington Park National

MRO Minitwins & Rookie Minitwins

RACE 7 - STATISTICS

CLASS :

15 Starters

Fastest Lap History

NO	NAME	LAP TIME	TIME OF DAY	LAP	VEHICLE
26	Glynn DAVIES	1:17.794	11:34:56.218	2	Suzuki SV650
26	Glynn DAVIES	1:17.473	11:36:13.691	3	Suzuki SV650
184	David TWYFORD	1:17.337	11:36:15.191	3	Suzuki SV650
79	James O'MARA	1:17.231	11:36:15.889	3	Suzuki SV650
26	Glynn DAVIES	1:17.034	11:37:30.725	4	Suzuki SV650
184	David TWYFORD	1:16.906	11:37:32.097	4	Suzuki SV650
79	James O'MARA	1:16.377	11:37:32.265	4	Suzuki SV650
79	James O'MARA	1:16.236	11:41:21.597	7	Suzuki SV650

Leader History

NO	NAME	FROM LAP	LAPS LED	DISTANCE	VEHICLE
26	Glynn DAVIES	1	6	11.83 miles	Suzuki SV650
79	James O'MARA	7	1	1.97 miles	Suzuki SV650

BMCRC - MRO Championships 2022 - Rnd 8 @ Donington Park National

MRO Minitwins & Rookie Minitwins

RACE 7 - STATISTICS

CLASS : RMT

11 Starters

Fastest Lap History

NO	NAME	LAP TIME	TIME OF DAY	LAP	VEHICLE
627	Aaron MONK	1:18.364	11:34:59.609	2	Suzuki SV650

Leader History

NO	NAME	FROM LAP	LAPS LED	DISTANCE	VEHICLE
627	Aaron MONK	1	6	11.83 miles	Suzuki SV650
20	Jack MUIR	7	1	1.97 miles	Suzuki SV650

BMCRC - MRO Championships 2022 - Rnd 8 @ Donington Park National



MRO Minitwins & Rookie Minitwins

RACE 17 - GRID (10 Laps)

ROW 10	30	116	Gareth FAITH	29	61	Nick HOLMES	28	99	Lee ELLIS	
ROW 9		27	87	Jake POVAH	26	45	Terence QUINCE	25	910	Harry GOWER
ROW 8		24	152	Samuel DOWNES	23	188	Ben RICHARDS	22	44	Tony PARKER
ROW 7		21	78	Tim FRAMPTON	20	167	Terry SMITH	19	138	Craig JARMIN
ROW 6		18	70	Colin HALL	17	82	Oliver NUNN	16	91	Ben WEST
ROW 5		15	561	David LESLIE	14	93	Tony BOTTO	13	191	Justin GRACE
ROW 4		12	199	Roger PARKES	11	81	Malvern MAY	10	34	Andrew JOHNSON
ROW 3		9	20	Jack MUIR	8	6	Martin COOPER	7	58	Stacey KILLWORTH
ROW 2		6	97	Alex MANN	5	627	Aaron MONK	4	19	Kevin LILLEY
ROW 1		3	184	David TWYFORD	2	26	Glynn DAVIES	1	79	James O'MARA
Pole										

Donington Park National: 1.9790 miles

These results are provisional until the conclusion of any judicial and technical matters.

Clerk Of Course :	Stewards :	Timekeeper : <i>Craig Smith</i>
-------------------	------------	------------------------------------

Results can be found at www.tsl-timing.com

Printed - 11:53 Sunday, 04 September 2022



BMCRC - MRO Championships 2022 - Rnd 8 @ Donington Park National



MRO Minitwins

RACE 17 - CLASSIFICATION

POS	NO	CL	PIC NAME	ENTRY	LAPS	TIME	GAP	DIFF	MPH	BEST	ON
1	26	1	Glynn DAVIES	Suzuki SV650 -	10	12:51.590			92.16	1:16.164	5
2	79	2	James O'MARA	Suzuki SV650 - BRP Machining Ltd	10	12:52.516	0.926	0.926	92.04	1:16.430	9
3	184	3	David TWYFORD	Suzuki SV650 - MHP, IMP Racing	10	12:53.754	2.164	1.238	91.90	1:16.556	5
4	19	4	Kevin LILLEY	Suzuki SV650 - Trafalgar Cleaning Eqpt. / Steve Jor	10	13:17.730	26.140	23.976	89.14	1:18.885	8
5	97	5	Alex MANN	Suzuki SV650 - Michael Jones Jewellers, Esprit Gro	10	13:18.236	26.646	0.506	89.08	1:18.461	7
6	6	6	Martin COOPER	Suzuki SV650 -	10	13:32.728	41.138	14.492	87.49	1:19.499	4
7	81	7	Malvern MAY	Suzuki SV650 - IMP racing	10	13:37.495	45.905	4.767	86.98	1:20.449	8
8	34	8	Andrew JOHNSON	Suzuki SV650 - Rose & Charlie Racing	10	13:41.287	49.697	3.792	86.58	1:20.879	3
9	82	9	Oliver NUNN	Suzuki SV650 - Intertechnic UK & STVL	10	13:45.729	54.139	4.442	86.11	1:21.282	6
10	561	10	David LESLIE	Suzuki SV650 -	10	13:51.789	1:00.199	6.060	85.49	1:22.039	5
11	70	11	Colin HALL	Suzuki SV650 -	10	14:03.545	1:11.955	11.756	84.29	1:22.023	8
12	138	12	Craig JARMIN	Suzuki SV650 - SK PreP	10	14:05.983	1:14.393	2.438	84.05	1:22.940	9

NOT CLASSIFIED

DNF	58		Stacey KILLWORTH	Suzuki SV650 - Greenplant/Everns	2	2:49.614	8 Laps	8 Laps	83.20		
DNF	116		Gareth FAITH	Suzuki SV650 - Sitramoto/Arktis	2	3:17.768	8 Laps	28.154	71.36		

FASTEST LAP

	26		Glynn DAVIES	Suzuki SV650 -	5	1:16.164			93.54 mph	150.54 kph	
--	----	--	--------------	----------------	---	----------	--	--	-----------	------------	--

Class - 92.5% of Race Speed = 85.24 mph

Weather / Track : Bright / Dry

These results are provisional until the conclusion of any judicial and technical matters.

Race Distance: 10 Laps / 19.79 miles
 Donington Park National: 1.9790 miles
 Date: 04/09/2022 Start: 15:41 Finish: 15:54

Clerk Of Course :	Stewards :	Timekeeper : <i>Craig Smith</i>
-------------------	------------	------------------------------------

Results can be found at www.tsl-timing.com

Printed - 16:26 Sunday, 04 September 2022



BMCRC - MRO Championships 2022 - Rnd 8 @ Donington Park National



Rookie Minitwins

RACE 17 - CLASSIFICATION - AMENDED

POS	NO	CL	PIC NAME	ENTRY	LAPS	TIME	GAP	DIFF	MPH	BEST	ON
1	20	RMT	1 Jack MUIR	Suzuki SV650 -	9	11:58.290			89.07	1:18.623	7
2	191	RMT	2 Justin GRACE	Suzuki SV650 - G-Race Motorsports	9	12:36.063	37.773	37.773	84.62	1:22.556	9
3	167	RMT	3 Terry SMITH	Suzuki SV650 - IMP Racing	9	12:39.076	40.786	3.013	84.29	1:22.754	8
4	78	RMT	4 Tim FRAMPTON	Suzuki SV650 - K66	9	12:39.990	41.700	0.914	84.19	1:22.834	9
5	45	RMT	5 Terence QUINCE	Suzuki SV650 - K&Q	9	12:40.102	41.812	0.112	84.17	1:22.906	8
6	188	RMT	6 Ben RICHARDS	Suzuki SV650 -	9	12:53.164	54.874	13.062	82.75	1:24.294	2
7	152	RMT	7 Samuel DOWNES	Suzuki SV650 -	8	12:02.953	1 Lap	1 Lap	78.65	1:27.317	8
NOT CLASSIFIED											
DNF	910	RMT	Harry GOWER	Suzuki SV650 - RightGear Motorcycles	1	1:33.609	8 Laps	7 Laps	74.65		
FASTEST LAP											
	20	RMT	Jack MUIR	Suzuki SV650 -	7	1:18.623			90.61 mph	145.83 kph	

Result draw at 9 laps

Class RMT - 92.5% of Race Speed = 82.38 mph

Weather / Track : Bright / Dry

These results are provisional until the conclusion of any judicial and technical matters.

Race Distance: 9 Laps / 17.81 miles
 Donington Park National: 1.9790 miles
 Date: 04/09/2022 Start: 15:41 Finish: 15:53

Clerk Of Course :	Stewards :	Timekeeper : <i>Craig Smith</i>
-------------------	------------	------------------------------------

Results can be found at www.tsl-timing.com

Printed - 16:27 Sunday, 04 September 2022



BMCRC - MRO Championships 2022 - Rnd 8 @ Donington Park National

MRO Minitwins & Rookie Minitwins

RACE 17 - LAP CHART

LAP 1 @ 15:42:46.773

NO	BEHIND	LAP TIME
26		1:19.487
79	0.522	1:20.009
184	0.608	1:20.095
6	3.250	1:22.737
19	3.530	1:23.017
97	3.614	1:23.101
20	4.028	1:23.515
58	4.406	1:23.893
34	5.258	1:24.745
81	5.721	1:25.208
191	7.957	1:27.444
561	8.255	1:27.742
82	8.579	1:28.066
78	10.459	1:29.946
167	10.856	1:30.343
45	11.510	1:30.997
70	12.563	1:32.050
138	12.903	1:32.390
188	13.185	1:32.672
910	14.122	1:33.609
152	14.397	1:33.884
116	17.765	1:37.252

LAP 2 @ 15:44:04.059

NO	BEHIND	LAP TIME
184		1:16.678
26	0.301	1:17.587
79	0.397	1:17.161
6	5.860	1:19.896
97	5.978	1:19.650
19	6.135	1:19.891
20	6.270	1:19.528
81	8.947	1:20.512
34	9.311	1:21.339
58	12.841	1:25.721 P
82	13.664	1:22.371
191	14.277	1:23.606
561	14.550	1:23.581
78	16.812	1:23.639
167	17.233	1:23.663
45	18.131	1:23.907
70	19.286	1:24.009
138	19.755	1:24.138
188	20.193	1:24.294
152	33.137	1:36.026
116	40.995	1:40.516 P

LAP 3 @ 15:45:21.499

NO	BEHIND	LAP TIME
79		1:17.043
184	0.017	1:17.457
26	0.091	1:17.230
97	7.975	1:19.437
6	8.380	1:19.960
19	8.664	1:19.969
20	8.797	1:19.967
34	12.750	1:20.879
81	12.968	1:21.461
82	19.233	1:23.009
561	19.621	1:22.511
191	20.665	1:23.828
78	23.212	1:23.840

Weather / Track : Bright / Dry

Results can be found at www.tsl-timing.com

167	23.713	1:23.920
45	24.739	1:24.048
70	26.847	1:25.001
138	27.405	1:25.090
188	27.638	1:24.885
152	44.951	1:29.254

LAP 4 @ 15:46:38.556

NO	BEHIND	LAP TIME
184		1:17.040
79	0.384	1:17.441
26	0.777	1:17.743
19	10.515	1:18.908
97	10.613	1:19.695
6	10.822	1:19.499
20	10.911	1:19.171
34	17.533	1:21.840
81	17.986	1:22.075
82	24.014	1:21.838
561	24.727	1:22.163
191	26.471	1:22.863
78	30.495	1:24.340
167	30.731	1:24.075
45	31.717	1:24.035
70	33.999	1:24.209
138	34.610	1:24.262
188	34.910	1:24.329
152	58.845	1:30.951

LAP 5 @ 15:47:55.112

NO	BEHIND	LAP TIME
184		1:16.556
26	0.385	1:16.164
79	0.770	1:16.942
20	13.213	1:18.858
19	13.474	1:19.515
97	13.563	1:19.506
6	14.023	1:19.757
34	22.871	1:21.894
81	23.250	1:21.820
82	29.000	1:21.542
561	30.210	1:22.039
191	33.249	1:23.334
78	37.287	1:23.348
167	37.431	1:23.256
45	38.593	1:23.432
70	41.119	1:23.676
138	42.121	1:24.067
188	42.987	1:24.633
152	1:11.647	1:29.358

LAP 6 @ 15:49:11.811

NO	BEHIND	LAP TIME
184		1:16.699
26	0.670	1:16.984
79	0.819	1:16.748
20	15.285	1:18.771
19	15.889	1:19.114
97	16.796	1:19.932
6	27.877	1:30.553
81	28.395	1:21.844
34	28.659	1:22.487
82	33.583	1:21.282
561	36.063	1:22.552

191	40.994	1:24.444
78	44.826	1:24.238
167	45.189	1:24.457
45	45.281	1:23.387
70	47.979	1:23.559
138	48.893	1:23.471
188	51.990	1:25.702

LAP 7 @ 15:50:28.911

NO	BEHIND	LAP TIME
26		1:16.430
184	0.085	1:17.185
79	1.133	1:17.414
152	1 Lap	1:27.972
20	16.808	1:18.623
19	17.735	1:18.946
97	18.157	1:18.461
6	31.400	1:20.623
81	32.743	1:21.448
34	32.990	1:21.431
82	37.961	1:21.478
561	41.771	1:22.808
191	47.743	1:23.849
45	51.192	1:23.011
167	51.818	1:23.729
78	52.634	1:24.908
70	54.266	1:23.387
138	54.900	1:23.107
188	1:00.721	1:25.831

LAP 8 @ 15:51:45.807

NO	BEHIND	LAP TIME
26		1:16.896
184	0.176	1:16.987
79	1.128	1:16.891
152	1 Lap	1:28.191
19	19.724	1:18.885
97	20.064	1:18.803
20	21.030	1:21.118
6	34.352	1:19.848
81	36.296	1:20.449
34	37.974	1:21.880
82	43.022	1:21.957
561	48.043	1:23.168
191	54.986	1:24.139
45	57.202	1:22.906
167	57.676	1:22.754
78	58.635	1:22.897
70	59.393	1:22.023
138	1:01.276	1:23.272
188	1:09.313	1:25.488

LAP 9 @ 15:53:02.551

NO	BEHIND	LAP TIME
26		1:16.744
184	0.208	1:16.776
79	0.814	1:16.430
19	22.676	1:19.696
20	23.025	1:18.739
97	23.141	1:19.821
152	1 Lap	1:27.317
6	37.788	1:20.180
81	40.729	1:21.177
34	43.155	1:21.925

82	48.148	1:21.870
561	53.938	1:22.639
191	1:00.798	1:22.556
167	1:03.811	1:22.879
78	1:04.725	1:22.834
45	1:04.837	1:24.379
70	1:04.920	1:22.271
138	1:07.472	1:22.940

LAP 10 @ 15:54:18.876

NO	BEHIND	LAP TIME
26		1:16.325
79	0.926	1:16.437
188	1 Lap	1:25.330
184	2.164	1:18.281
20	25.519	1:18.819
19	26.140	1:19.789
97	26.646	1:19.830
152	1 Lap	1:28.630
6	41.138	1:19.675
81	45.905	1:21.501
34	49.697	1:22.867
82	54.139	1:22.316
561	1:00.199	1:22.586
191	1:07.889	1:23.416
167	1:09.883	1:22.397
45	1:11.653	1:23.141
78	1:11.735	1:23.335
70	1:11.955	1:23.360
138	1:14.393	1:23.246

Donington Park National: 1.9790 miles
Date: 04/09/2022 Start: 15:41 Finish: 15:54

Printed - 15:56 Sunday, 04 September 2022

BMCRC - MRO Championships 2022 - Rnd 8 @ Donington Park National

MRO Minitwins & Rookie Minitwins

RACE 17 - SECTOR ANALYSIS



SECTOR 1 = FL to I1, SECTOR 2 = I1 to FL, DIFF = Difference To Personal Best Lap, P = Crossed Finish Line in Pit Lane, D = Time Disallowed

P1 26		Glynn DAVIES		Suzuki SV650 -		
IDEAL LAP TIME : 1:16.164		BEST LAP TIME : 1:16.164		DIFFERENCE : 0.000		
LAP	SECTOR 1	SECTOR 2	LAP TIME	MPH	DIFF	TIME OF DAY
1 -		27.256	1:19.487	89.63	3.323	15:42:46.773
2 -	50.156	27.431	1:17.587	91.82	1.423	15:44:04.360
3 -	50.305	26.925	1:17.230	92.25	1.066	15:45:21.590
4 -	50.322	27.421	1:17.743	91.64	1.579	15:46:39.333
5 -	49.379	26.785	1:16.164 (1)	93.54		15:47:55.497
6 -	49.557	27.427	1:16.984	92.54	0.820	15:49:12.481
7 -	49.586	26.844	1:16.430 (3)	93.21	0.266	15:50:28.911
8 -	49.748	27.148	1:16.896	92.65	0.732	15:51:45.807
9 -	49.696	27.048	1:16.744	92.83	0.580	15:53:02.551
10 -	49.393	26.932	1:16.325 (2)	93.34	0.161	15:54:18.876

P2 79		James O'MARA		Suzuki SV650 - BRP Machining Ltd		
IDEAL LAP TIME : 1:16.272		BEST LAP TIME : 1:16.430		DIFFERENCE : 0.158		
LAP	SECTOR 1	SECTOR 2	LAP TIME	MPH	DIFF	TIME OF DAY
1 -		27.069	1:20.009	89.04	3.579	15:42:47.295
2 -	50.192	26.969	1:17.161	92.33	0.731	15:44:04.456
3 -	50.040	27.003	1:17.043	92.47	0.613	15:45:21.499
4 -	50.647	26.794	1:17.441	92.00	1.011	15:46:38.940
5 -	50.022	26.920	1:16.942	92.59	0.512	15:47:55.882
6 -	49.664	27.084	1:16.748 (3)	92.83	0.318	15:49:12.630
7 -	50.420	26.994	1:17.414	92.03	0.984	15:50:30.044
8 -	50.023	26.868	1:16.891	92.65	0.461	15:51:46.935
9 -	49.662	26.768	1:16.430 (1)	93.21		15:53:03.365
10 -	49.504	26.933	1:16.437 (2)	93.20	0.007	15:54:19.802

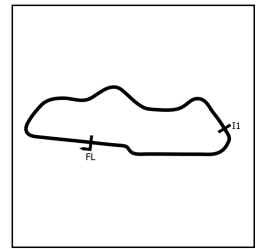
P3 184		David TWYFORD		Suzuki SV650 - MHP, IMP Racing		
IDEAL LAP TIME : 1:16.392		BEST LAP TIME : 1:16.556		DIFFERENCE : 0.164		
LAP	SECTOR 1	SECTOR 2	LAP TIME	MPH	DIFF	TIME OF DAY
1 -		27.037	1:20.095	88.95	3.539	15:42:47.381
2 -	49.738	26.940	1:16.678 (2)	92.91	0.122	15:44:04.059
3 -	50.134	27.323	1:17.457	91.98	0.901	15:45:21.516
4 -	50.145	26.895	1:17.040	92.47	0.484	15:46:38.556
5 -	49.497	27.059	1:16.556 (1)	93.06		15:47:55.112
6 -	49.747	26.952	1:16.699 (3)	92.89	0.143	15:49:11.811
7 -	49.937	27.248	1:17.185	92.30	0.629	15:50:28.996
8 -	49.909	27.078	1:16.987	92.54	0.431	15:51:45.983
9 -	49.573	27.203	1:16.776	92.79	0.220	15:53:02.759
10 -	50.273	28.008	1:18.281	91.01	1.725	15:54:21.040

P4 20 RMT		Jack MUIR		Suzuki SV650 -		
IDEAL LAP TIME : 1:18.330		BEST LAP TIME : 1:18.623		DIFFERENCE : 0.293		
LAP	SECTOR 1	SECTOR 2	LAP TIME	MPH	DIFF	TIME OF DAY
1 -		27.845	1:23.515	85.30	4.892	15:42:50.801
2 -	51.272	28.256	1:19.528	89.58	0.905	15:44:10.329
3 -	51.962	28.005	1:19.967	89.09	1.344	15:45:30.296
4 -	51.347	27.824	1:19.171	89.99	0.548	15:46:49.467
5 -	51.219	27.639	1:18.858	90.34	0.235	15:48:08.325
6 -	51.321	27.450	1:18.771 (3)	90.44	0.148	15:49:27.096
7 -	50.880	27.743	1:18.623 (1)	90.61		15:50:45.719
8 -	52.646	28.472	1:21.118	87.83	2.495	15:52:06.837
9 -	51.099	27.640	1:18.739 (2)	90.48	0.116	15:53:25.576
10 -	51.174	27.645	1:18.819	90.39	0.196	15:54:44.395

BMCRC - MRO Championships 2022 - Rnd 8 @ Donington Park National

MRO Minitwins & Rookie Minitwins

RACE 17 - SECTOR ANALYSIS



SECTOR 1 = FL to I1, SECTOR 2 = I1 to FL, DIFF = Difference To Personal Best Lap, P = Crossed Finish Line in Pit Lane, D = Time Disallowed

P5 19		Kevin LILLEY		Suzuki SV650 - Trafalgar Cleaning Eqpt. / Steve Jordan Motorcy			
IDEAL LAP TIME : 1:18.464		BEST LAP TIME : 1:18.885		DIFFERENCE : 0.421			
LAP	SECTOR 1	SECTOR 2	LAP TIME	MPH	DIFF	TIME OF DAY	
1 -		27.837	1:23.017	85.82	4.132	15:42:50.303	
2 -	51.827	28.064	1:19.891	89.17	1.006	15:44:10.194	
3 -	51.915	28.054	1:19.969	89.09	1.084	15:45:30.163	
4 -	50.871	28.037	1:18.908 (2)	90.29	0.023	15:46:49.071	
5 -	51.455	28.060	1:19.515	89.60	0.630	15:48:08.586	
6 -	51.436	27.678	1:19.114	90.05	0.229	15:49:27.700	
7 -	51.009	27.937	1:18.946 (3)	90.24	0.061	15:50:46.646	
8 -	50.819	28.066	1:18.885 (1)	90.31		15:52:05.531	
9 -	51.590	28.106	1:19.696	89.39	0.811	15:53:25.227	
10 -	52.144	27.645	1:19.789	89.29	0.904	15:54:45.016	

P6 97		Alex MANN		Suzuki SV650 - Michael Jones Jewellers, Esprit Group, TT50 cars			
IDEAL LAP TIME : 1:18.461		BEST LAP TIME : 1:18.461		DIFFERENCE : 0.000			
LAP	SECTOR 1	SECTOR 2	LAP TIME	MPH	DIFF	TIME OF DAY	
1 -		27.795	1:23.101	85.73	4.640	15:42:50.387	
2 -	51.549	28.101	1:19.650	89.44	1.189	15:44:10.037	
3 -	51.546	27.891	1:19.437 (3)	89.68	0.976	15:45:29.474	
4 -	51.073	28.622	1:19.695	89.39	1.234	15:46:49.169	
5 -	51.744	27.762	1:19.506	89.61	1.045	15:48:08.675	
6 -	51.813	28.119	1:19.932	89.13	1.471	15:49:28.607	
7 -	50.782	27.679	1:18.461 (1)	90.80		15:50:47.068	
8 -	51.106	27.697	1:18.803 (2)	90.41	0.342	15:52:05.871	
9 -	51.425	28.396	1:19.821	89.25	1.360	15:53:25.692	
10 -	51.405	28.425	1:19.830	89.24	1.369	15:54:45.522	

P7 6		Martin COOPER		Suzuki SV650 -			
IDEAL LAP TIME : 1:19.273		BEST LAP TIME : 1:19.499		DIFFERENCE : 0.226			
LAP	SECTOR 1	SECTOR 2	LAP TIME	MPH	DIFF	TIME OF DAY	
1 -		27.841	1:22.737	86.11	3.238	15:42:50.023	
2 -	51.577	28.319	1:19.896	89.17	0.397	15:44:09.919	
3 -	52.016	27.944	1:19.960	89.10	0.461	15:45:29.879	
4 -	51.570	27.929	1:19.499 (1)	89.61		15:46:49.378	
5 -	51.799	27.958	1:19.757 (3)	89.32	0.258	15:48:09.135	
6 -	51.771	38.782	1:30.553	78.67	11.054	15:49:39.688	
7 -	52.486	28.137	1:20.623	88.36	1.124	15:51:00.311	
8 -	51.656	28.192	1:19.848	89.22	0.349	15:52:20.159	
9 -	51.725	28.455	1:20.180	88.85	0.681	15:53:40.339	
10 -	51.432	28.243	1:19.675 (2)	89.42	0.176	15:55:00.014	

P8 81		Malvern MAY		Suzuki SV650 - IMP racing			
IDEAL LAP TIME : 1:20.399		BEST LAP TIME : 1:20.449		DIFFERENCE : 0.050			
LAP	SECTOR 1	SECTOR 2	LAP TIME	MPH	DIFF	TIME OF DAY	
1 -		28.391	1:25.208	83.61	4.759	15:42:52.494	
2 -	52.272	28.240	1:20.512 (2)	88.49	0.063	15:44:13.006	
3 -	52.768	28.693	1:21.461	87.46	1.012	15:45:34.467	
4 -	53.476	28.599	1:22.075	86.80	1.626	15:46:56.542	
5 -	53.134	28.686	1:21.820	87.07	1.371	15:48:18.362	
6 -	53.015	28.829	1:21.844	87.05	1.395	15:49:40.206	
7 -	52.774	28.674	1:21.448	87.47	0.999	15:51:01.654	
8 -	52.159	28.290	1:20.449 (1)	88.56		15:52:22.103	
9 -	52.686	28.491	1:21.177 (3)	87.76	0.728	15:53:43.280	
10 -	53.253	28.248	1:21.501	87.41	1.052	15:55:04.781	

BMCRC - MRO Championships 2022 - Rnd 8 @ Donington Park National

MRO Minitwins & Rookie Minitwins

RACE 17 - SECTOR ANALYSIS



SECTOR 1 = FL to I1, SECTOR 2 = I1 to FL, DIFF = Difference To Personal Best Lap, P = Crossed Finish Line in Pit Lane, D = Time Disallowed

P9 34		Andrew JOHNSON		Suzuki SV650 - Rose & Charlie Racing		
IDEAL LAP TIME : 1:20.808		BEST LAP TIME : 1:20.879		DIFFERENCE : 0.071		
LAP	SECTOR 1	SECTOR 2	LAP TIME	MPH	DIFF	TIME OF DAY
1 -		28.254	1:24.745	84.07	3.866	15:42:52.031
2 -	52.889	28.450	1:21.339 (2)	87.59	0.460	15:44:13.370
3 -	52.768	28.111	1:20.879 (1)	88.09		15:45:34.249
4 -	53.442	28.398	1:21.840	87.05	0.961	15:46:56.089
5 -	53.278	28.616	1:21.894	86.99	1.015	15:48:17.983
6 -	53.832	28.655	1:22.487	86.37	1.608	15:49:40.470
7 -	53.391	28.040	1:21.431 (3)	87.49	0.552	15:51:01.901
8 -	53.169	28.711	1:21.880	87.01	1.001	15:52:23.781
9 -	53.221	28.704	1:21.925	86.96	1.046	15:53:45.706
10 -	54.098	28.769	1:22.867	85.97	1.988	15:55:08.573

P10 82		Oliver NUNN		Suzuki SV650 - Intertechnic UK & STVL		
IDEAL LAP TIME : 1:21.238		BEST LAP TIME : 1:21.282		DIFFERENCE : 0.044		
LAP	SECTOR 1	SECTOR 2	LAP TIME	MPH	DIFF	TIME OF DAY
1 -		28.601	1:28.066	80.90	6.784	15:42:55.352
2 -	53.620	28.751	1:22.371	86.49	1.089	15:44:17.723
3 -	54.238	28.771	1:23.009	85.82	1.727	15:45:40.732
4 -	53.360	28.478	1:21.838	87.05	0.556	15:47:02.570
5 -	53.130	28.412	1:21.542 (3)	87.37	0.260	15:48:24.112
6 -	52.826	28.456	1:21.282 (1)	87.65		15:49:45.394
7 -	52.949	28.529	1:21.478 (2)	87.44	0.196	15:51:06.872
8 -	53.219	28.738	1:21.957	86.93	0.675	15:52:28.829
9 -	53.255	28.615	1:21.870	87.02	0.588	15:53:50.699
10 -	53.800	28.516	1:22.316	86.55	1.034	15:55:13.015

P11 561		David LESLIE		Suzuki SV650 -		
IDEAL LAP TIME : 1:21.871		BEST LAP TIME : 1:22.039		DIFFERENCE : 0.168		
LAP	SECTOR 1	SECTOR 2	LAP TIME	MPH	DIFF	TIME OF DAY
1 -		28.928	1:27.742	81.19	5.703	15:42:55.028
2 -	54.368	29.213	1:23.581	85.24	1.542	15:44:18.609
3 -	54.188	28.323	1:22.511 (3)	86.34	0.472	15:45:41.120
4 -	53.694	28.469	1:22.163 (2)	86.71	0.124	15:47:03.283
5 -	53.548	28.491	1:22.039 (1)	86.84		15:48:25.322
6 -	53.815	28.737	1:22.552	86.30	0.513	15:49:47.874
7 -	54.216	28.592	1:22.808	86.03	0.769	15:51:10.682
8 -	54.361	28.807	1:23.168	85.66	1.129	15:52:33.850
9 -	54.082	28.557	1:22.639	86.21	0.600	15:53:56.489
10 -	54.065	28.521	1:22.586	86.26	0.547	15:55:19.075

P12 191 RMT		Justin GRACE		Suzuki SV650 - G-Race Motorsports		
IDEAL LAP TIME : 1:22.556		BEST LAP TIME : 1:22.556		DIFFERENCE : 0.000		
LAP	SECTOR 1	SECTOR 2	LAP TIME	MPH	DIFF	TIME OF DAY
1 -		29.146	1:27.444	81.47	4.888	15:42:54.730
2 -	54.366	29.240	1:23.606	85.21	1.050	15:44:18.336
3 -	54.843	28.985	1:23.828	84.99	1.272	15:45:42.164
4 -	53.929	28.934	1:22.863 (2)	85.98	0.307	15:47:05.027
5 -	54.147	29.187	1:23.334 (3)	85.49	0.778	15:48:28.361
6 -	54.876	29.568	1:24.444	84.37	1.888	15:49:52.805
7 -	54.435	29.414	1:23.849	84.96	1.293	15:51:16.654
8 -	55.097	29.042	1:24.139	84.67	1.583	15:52:40.793
9 -	53.757	28.799	1:22.556 (1)	86.30		15:54:03.349
10 -	54.453	28.963	1:23.416	85.41	0.860	15:55:26.765

BMCRC - MRO Championships 2022 - Rnd 8 @ Donington Park National

MRO Minitwins & Rookie Minitwins

RACE 17 - SECTOR ANALYSIS



SECTOR 1 = FL to I1, SECTOR 2 = I1 to FL, DIFF = Difference To Personal Best Lap, P = Crossed Finish Line in Pit Lane, D = Time Disallowed

P13 167 RMT Terry SMITH			Suzuki SV650 - IMP Racing			
IDEAL LAP TIME : 1:22.104		BEST LAP TIME : 1:22.397		DIFFERENCE : 0.293		
LAP	SECTOR 1	SECTOR 2	LAP TIME	MPH	DIFF	TIME OF DAY
1 -		29.617	1:30.343	78.86	7.946	15:42:57.629
2 -	54.744	28.919	1:23.663	85.15	1.266	15:44:21.292
3 -	54.485	29.435	1:23.920	84.89	1.523	15:45:45.212
4 -	54.988	29.087	1:24.075	84.74	1.678	15:47:09.287
5 -	54.392	28.864	1:23.256	85.57	0.859	15:48:32.543
6 -	54.785	29.672	1:24.457	84.35	2.060	15:49:57.000
7 -	54.249	29.480	1:23.729	85.09	1.332	15:51:20.729
8 -	53.332	29.422	1:22.754 (2)	86.09	0.357	15:52:43.483
9 -	54.107	28.772	1:22.879 (3)	85.96	0.482	15:54:06.362
10 -	53.572	28.825	1:22.397 (1)	86.46		15:55:28.759

P14 45 RMT Terence QUINCE			Suzuki SV650 - K&Q			
IDEAL LAP TIME : 1:22.739		BEST LAP TIME : 1:22.906		DIFFERENCE : 0.167		
LAP	SECTOR 1	SECTOR 2	LAP TIME	MPH	DIFF	TIME OF DAY
1 -		29.746	1:30.997	78.29	8.091	15:42:58.283
2 -	54.541	29.366	1:23.907	84.91	1.001	15:44:22.190
3 -	54.615	29.433	1:24.048	84.76	1.142	15:45:46.238
4 -	54.539	29.496	1:24.035	84.78	1.129	15:47:10.273
5 -	54.245	29.187	1:23.432	85.39	0.526	15:48:33.705
6 -	54.370	29.017	1:23.387	85.44	0.481	15:49:57.092
7 -	53.746	29.265	1:23.011 (2)	85.82	0.105	15:51:20.103
8 -	53.722	29.184	1:22.906 (1)	85.93		15:52:43.009
9 -	54.805	29.574	1:24.379	84.43	1.473	15:54:07.388
10 -	53.828	29.313	1:23.141 (3)	85.69	0.235	15:55:30.529

P15 78 RMT Tim FRAMPTON			Suzuki SV650 - K66			
IDEAL LAP TIME : 1:22.834		BEST LAP TIME : 1:22.834		DIFFERENCE : 0.000		
LAP	SECTOR 1	SECTOR 2	LAP TIME	MPH	DIFF	TIME OF DAY
1 -		29.849	1:29.946	79.20	7.112	15:42:57.232
2 -	54.346	29.293	1:23.639	85.18	0.805	15:44:20.871
3 -	54.596	29.244	1:23.840	84.97	1.006	15:45:44.711
4 -	55.132	29.208	1:24.340	84.47	1.506	15:47:09.051
5 -	54.227	29.121	1:23.348	85.48	0.514	15:48:32.399
6 -	54.496	29.742	1:24.238	84.57	1.404	15:49:56.637
7 -	54.344	30.564	1:24.908	83.91	2.074	15:51:21.545
8 -	53.854	29.043	1:22.897 (2)	85.94	0.063	15:52:44.442
9 -	53.803	29.031	1:22.834 (1)	86.01		15:54:07.276
10 -	54.104	29.231	1:23.335 (3)	85.49	0.501	15:55:30.611

P16 70 Colin HALL			Suzuki SV650 -			
IDEAL LAP TIME : 1:22.023		BEST LAP TIME : 1:22.023		DIFFERENCE : 0.000		
LAP	SECTOR 1	SECTOR 2	LAP TIME	MPH	DIFF	TIME OF DAY
1 -		30.042	1:32.050	77.39	10.027	15:42:59.336
2 -	54.592	29.417	1:24.009	84.80	1.986	15:44:23.345
3 -	55.271	29.730	1:25.001	83.81	2.978	15:45:48.346
4 -	54.711	29.498	1:24.209	84.60	2.186	15:47:12.555
5 -	54.539	29.137	1:23.676	85.14	1.653	15:48:36.231
6 -	54.117	29.442	1:23.559	85.26	1.536	15:49:59.790
7 -	54.087	29.300	1:23.387	85.44	1.364	15:51:23.177
8 -	53.221	28.802	1:22.023 (1)	86.86		15:52:45.200
9 -	53.439	28.832	1:22.271 (2)	86.59	0.248	15:54:07.471
10 -	54.334	29.026	1:23.360 (3)	85.46	1.337	15:55:30.831

BMCRC - MRO Championships 2022 - Rnd 8 @ Donington Park National

MRO Minitwins & Rookie Minitwins

RACE 17 - SECTOR ANALYSIS



SECTOR 1 = FL to I1, SECTOR 2 = I1 to FL, DIFF = Difference To Personal Best Lap, P = Crossed Finish Line in Pit Lane, D = Time Disallowed

P17 138		Craig JARMIN		Suzuki SV650 - SK PreP			
IDEAL LAP TIME : 1:22.884		BEST LAP TIME : 1:22.940		DIFFERENCE : 0.056			
LAP	SECTOR 1	SECTOR 2	LAP TIME	MPH	DIFF	TIME OF DAY	
1 -		29.700	1:32.390	77.11	9.450	15:42:59.676	
2 -	54.760	29.378	1:24.138	84.67	1.198	15:44:23.814	
3 -	55.243	29.847	1:25.090	83.73	2.150	15:45:48.904	
4 -	54.742	29.520	1:24.262	84.55	1.322	15:47:13.166	
5 -	54.484	29.583	1:24.067	84.74	1.127	15:48:37.233	
6 -	53.958	29.513	1:23.471	85.35	0.531	15:50:00.704	
7 -	53.924	29.183	1:23.107 (2)	85.72	0.167	15:51:23.811	
8 -	53.925	29.347	1:23.272	85.55	0.332	15:52:47.083	
9 -	53.701	29.239	1:22.940 (1)	85.90		15:54:10.023	
10 -	53.934	29.312	1:23.246 (3)	85.58	0.306	15:55:33.269	

P18 188 RMT		Ben RICHARDS		Suzuki SV650 -			
IDEAL LAP TIME : 1:24.078		BEST LAP TIME : 1:24.294		DIFFERENCE : 0.216			
LAP	SECTOR 1	SECTOR 2	LAP TIME	MPH	DIFF	TIME OF DAY	
1 -		29.653	1:32.672	76.87	8.378	15:42:59.958	
2 -	54.890	29.404	1:24.294 (1)	84.52		15:44:24.252	
3 -	55.324	29.561	1:24.885	83.93	0.591	15:45:49.137	
4 -	55.141	29.188	1:24.329 (2)	84.48	0.035	15:47:13.466	
5 -	55.154	29.479	1:24.633 (3)	84.18	0.339	15:48:38.099	
6 -	55.983	29.719	1:25.702	83.13	1.408	15:50:03.801	
7 -	56.137	29.694	1:25.831	83.00	1.537	15:51:29.632	
8 -	56.032	29.456	1:25.488	83.34	1.194	15:52:55.120	
9 -	55.945	29.385	1:25.330	83.49	1.036	15:54:20.450	

P19 152 RMT		Samuel DOWNES		Suzuki SV650 -			
IDEAL LAP TIME : 1:27.317		BEST LAP TIME : 1:27.317		DIFFERENCE : 0.000			
LAP	SECTOR 1	SECTOR 2	LAP TIME	MPH	DIFF	TIME OF DAY	
1 -		30.455	1:33.884	75.88	6.567	15:43:01.170	
2 -	1:05.181	30.845	1:36.026	74.19	8.709	15:44:37.196	
3 -	58.221	31.033	1:29.254	79.82	1.937	15:46:06.450	
4 -	59.237	31.714	1:30.951	78.33	3.634	15:47:37.401	
5 -	58.211	31.147	1:29.358	79.73	2.041	15:49:06.759	
6 -	57.646	30.326	1:27.972 (2)	80.98	0.655	15:50:34.731	
7 -	57.786	30.405	1:28.191 (3)	80.78	0.874	15:52:02.922	
8 -	57.235	30.082	1:27.317 (1)	81.59		15:53:30.239	
9 -	57.646	30.984	1:28.630	80.38	1.313	15:54:58.869	

P20 58		Stacey KILLWORTH		Suzuki SV650 - Greenplant/Everns			
IDEAL LAP TIME : 1:19.899		BEST LAP TIME :		DIFFERENCE :			
LAP	SECTOR 1	SECTOR 2	LAP TIME	MPH	DIFF	TIME OF DAY	
1 -		27.958	1:23.893	84.92		15:42:51.179	
2 -	51.941	IN PIT	1:25.721 P	83.11		15:44:16.900	

P21 116		Gareth FAITH		Suzuki SV650 - Sitramoto/Arktis			
IDEAL LAP TIME : 1:33.264		BEST LAP TIME :		DIFFERENCE :			
LAP	SECTOR 1	SECTOR 2	LAP TIME	MPH	DIFF	TIME OF DAY	
1 -		32.029	1:37.252	73.25		15:43:04.538	
2 -	1:01.235	IN PIT	1:40.516 P	70.88		15:44:45.054	

P22 910 RMT		Harry GOWER		Suzuki SV650 - RightGear Motorcycles			
IDEAL LAP TIME :		BEST LAP TIME :		DIFFERENCE :			
LAP	SECTOR 1	SECTOR 2	LAP TIME	MPH	DIFF	TIME OF DAY	
1 -		30.356	1:33.609	76.10		15:43:00.895	

BMCRC - MRO Championships 2022 - Rnd 8 @ Donington Park National

MRO Minitwins & Rookie Minitwins

RACE 17 - BEST SECTORS

SECTOR 1			SECTOR 2			IDEAL / BEST COMPARISON						
POS	NO	NAME	TIME	NO	NAME	TIME	POS	NO	NAME	IDEAL	BEST	DIFF
									PERFECT LAP	1:16.147		
1	26	DAVIES	49.379	79	O'MARA	26.768	1	26	DAVIES	1:16.164	1:16.164	0.000
2	184	TWYFORD	49.497	26	DAVIES	26.785	2	79	O'MARA	1:16.272	1:16.430	0.158
3	79	O'MARA	49.504	184	TWYFORD	26.895	3	184	TWYFORD	1:16.392	1:16.556	0.164
4	97	MANN	50.782	20	MUIR	27.450	4	20	MUIR	1:18.330	1:18.623	0.293
5	19	LILLEY	50.819	19	LILLEY	27.645	5	97	MANN	1:18.461	1:18.461	0.000
6	20	MUIR	50.880	97	MANN	27.679	6	19	LILLEY	1:18.464	1:18.885	0.421
7	6	COOPER	51.432	6	COOPER	27.841	7	6	COOPER	1:19.273	1:19.499	0.226
8	58	KILLWORTH	51.941	58	KILLWORTH	27.958	8	58	KILLWORTH	1:19.899		
9	81	MAY	52.159	34	JOHNSON	28.040	9	81	MAY	1:20.399	1:20.449	0.050
10	34	JOHNSON	52.768	81	MAY	28.240	10	34	JOHNSON	1:20.808	1:20.879	0.071
11	82	NUNN	52.826	561	LESLIE	28.323	11	82	NUNN	1:21.238	1:21.282	0.044
12	70	HALL	53.221	82	NUNN	28.412	12	561	LESLIE	1:21.871	1:22.039	0.168
13	167	SMITH	53.332	167	SMITH	28.772	13	70	HALL	1:22.023	1:22.023	0.000
14	561	LESLIE	53.548	191	GRACE	28.799	14	167	SMITH	1:22.104	1:22.397	0.293
15	138	JARMIN	53.701	70	HALL	28.802	15	191	GRACE	1:22.556	1:22.556	0.000
16	45	QUINCE	53.722	45	QUINCE	29.017	16	45	QUINCE	1:22.739	1:22.906	0.167
17	191	GRACE	53.757	78	FRAMPTON	29.031	17	78	FRAMPTON	1:22.834	1:22.834	0.000
18	78	FRAMPTON	53.803	138	JARMIN	29.183	18	138	JARMIN	1:22.884	1:22.940	0.056
19	188	RICHARDS	54.890	188	RICHARDS	29.188	19	188	RICHARDS	1:24.078	1:24.294	0.216
20	152	DOWNES	57.235	152	DOWNES	30.082	20	152	DOWNES	1:27.317	1:27.317	0.000
21	116	FAITH	1:01.235	910	GOWER	30.356	21	116	FAITH	1:33.264		
22				116	FAITH	32.029	22	910	GOWER			

BMCRC - MRO Championships 2022 - Rnd 8 @ Donington Park National

MRO Minitwins & Rookie Minitwins

RACE 17 - STATISTICS

Competitors Started 22
Planned Start 2022-09-04 @ 16:05:00.000
Actual Start 2022-09-04 @ 15:41:27.285
Finish Time 2022-09-04 @ 15:54:18.875
Track Length 1.9790mi.
Total Laps 193
Total Distance Covered 381.9599mi.

Session Fastest Lap History

NO	CL	NAME	LAP TIME	TIME OF DAY	LAP	VEHICLE
184		David TWYFORD	1:16.678	15:44:04.064	2	Suzuki SV650
184		David TWYFORD	1:16.556	15:47:55.117	5	Suzuki SV650
26		Glynn DAVIES	1:16.164	15:47:55.517	5	Suzuki SV650

Session Leader History

NO	CL	NAME	FROM LAP	LAPS LED	DISTANCE	VEHICLE
26		Glynn DAVIES	1	1	1.94 miles	Suzuki SV650
184		David TWYFORD	2	1	1.97 miles	Suzuki SV650
79		James O'MARA	3	1	1.97 miles	Suzuki SV650
184		David TWYFORD	4	3	5.93 miles	Suzuki SV650
26		Glynn DAVIES	7	4	7.91 miles	Suzuki SV650

Flag History

TYPE	TIME OF DAY
GREEN	15:41:27.285
FINISH	15:54:18.875

Flag Statistics

TYPE	COUNT	TOTAL LAPS	TOTAL TIME
Green	1	10	14:21.866
Red	0	0	0.000
Safety Car	0	0	0.000
FCY	0	0	0.000

BMCRC - MRO Championships 2022 - Rnd 8 @ Donington Park National

MRO Minitwins & Rookie Minitwins

RACE 17 - STATISTICS

CLASS :

14 Starters

Fastest Lap History

NO	NAME	LAP TIME	TIME OF DAY	LAP	VEHICLE
184	David TWYFORD	1:16.678	15:44:04.064	2	Suzuki SV650
184	David TWYFORD	1:16.556	15:47:55.117	5	Suzuki SV650
26	Glynn DAVIES	1:16.164	15:47:55.517	5	Suzuki SV650

Leader History

NO	NAME	FROM LAP	LAPS LED	DISTANCE	VEHICLE
26	Glynn DAVIES	1	1	1.94 miles	Suzuki SV650
184	David TWYFORD	2	1	1.97 miles	Suzuki SV650
79	James O'MARA	3	1	1.97 miles	Suzuki SV650
184	David TWYFORD	4	3	5.93 miles	Suzuki SV650
26	Glynn DAVIES	7	4	7.91 miles	Suzuki SV650

BMCRC - MRO Championships 2022 - Rnd 8 @ Donington Park National

MRO Minitwins & Rookie Minitwins

RACE 17 - STATISTICS

CLASS : RMT

8 Starters

Fastest Lap History

NO	NAME	LAP TIME	TIME OF DAY	LAP	VEHICLE
20	Jack MUIR	1:19.528	15:44:10.344	2	Suzuki SV650
20	Jack MUIR	1:19.171	15:46:49.481	4	Suzuki SV650
20	Jack MUIR	1:18.858	15:48:08.337	5	Suzuki SV650
20	Jack MUIR	1:18.771	15:49:27.108	6	Suzuki SV650
20	Jack MUIR	1:18.623	15:50:45.732	7	Suzuki SV650

Leader History

NO	NAME	FROM LAP	LAPS LED	DISTANCE	VEHICLE
20	Jack MUIR	1	10	19.75 miles	Suzuki SV650

Kawasaki

*Team
Green*
JUNIOR CUP

ACU TEAM GREEN JUNIOR CUP & SENIOR 300



BMCRC-MRO Championships - Round 8
Donington Park National
3rd / 4th September 2022



Timing & Results Provided by Timing Solutions Ltd

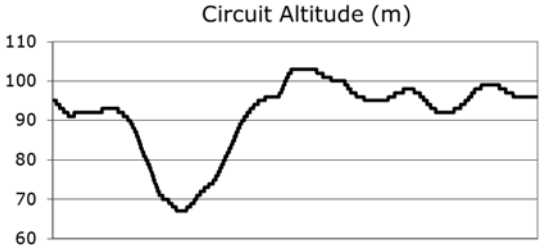
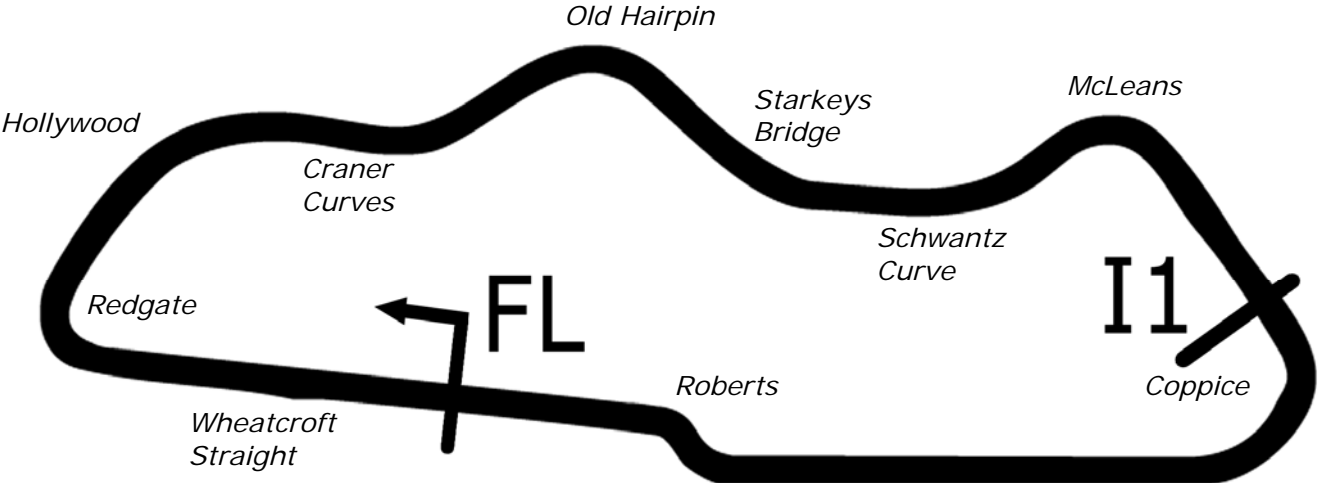
www.tsl-timing.com

Donington Park National



SPORTS TIMING

TIMING SOLUTIONS LTD



Length	1.9790 miles	3185.0 m	
FL		52.82971 N	1.37867 W
I1	2096m	52.82978 N	1.36508 W
Pit Entry	3100m	52.82951 N	1.37832 W
Pit Exit	229m after FL	52.82996 N	1.38205 W
Pit Entry–Pit Exit 256m, 18.4s @50kph, 15.3s @60kph			

All results available at www.tsl-timing.com

ACU Team Green Junior Cup & Senior 300

QUALIFYING - CLASSIFICATION

Kawasaki

POS	NO	CL	PIC NAME	ENTRY	TIME	ON	LAPS	GAP	DIFF	MPH
1	19	J	1 James O'MARA	Kawasaki NINJA 400 - BRP Machining Ltd	1:24.059	9	9			84.75
2	131	J	2 Dylan MELLOR	Kawasaki NINJA 300 - BDS Motorcycles	1:24.293	6	9	0.234	0.234	84.52
3	35	J	3 Zack WESTON	Kawasaki NINJA 400 - NW Racing	1:24.401	5	9	0.342	0.108	84.41
4	777	J	4 Maximus HARDY	Kawasaki NINJA 400 - DAD	1:24.420	7	9	0.361	0.019	84.39
5	8	S	1 Phil ATKINSON	Kawasaki NINJA 400 - ROSE MOT/O Oil Treatments	1:24.435	5	8	0.376	0.015	84.38
6	60	J	5 Lennon DOCHERTY	Kawasaki NINJA 400 - Doc Fit Training	1:24.519	9	9	0.460	0.084	84.29
7	125	J	6 Ben JOLLIFFE	Kawasaki NINJA 400 -	1:24.678	8	9	0.619	0.159	84.13
8	95	J	7 Greg MARSHALL	Kawasaki NINJA 300 - Mum & Dad; HEL Performance	1:24.734	9	9	0.675	0.056	84.08
9	72	J	8 Sam MUNSON	Kawasaki NINJA -	1:25.313	7	9	1.254	0.579	83.51
10	77	J	9 Joe WHITE	Kawasaki NINJA 400 - Just In Graphics /MZ CONTRA	1:25.491	9	9	1.432	0.178	83.33
11	311	J	10 Nathan-Ellis WARD	Kawasaki NINJA 300 - Zipped up racing	1:25.504	9	9	1.445	0.013	83.32
12	67	J	11 Iwan JONES	Kawasaki NINJA 300 - Danosh Services Ltd	1:25.662	7	9	1.603	0.158	83.17
13	20	J	12 Jack MUIR	Kawasaki 400 NINJA -	1:25.671	6	9	1.612	0.009	83.16
14	27	J	13 Felix DORLING	Kawasaki NINJA 400 - Kernow Controls	1:26.157	5	9	2.098	0.486	82.69
15	66	S	2 Mark SMITH	Kawasaki NINJA 300 - IMP RACING	1:26.428	5	9	2.369	0.271	82.43
16	10	S	3 Mike BRUNSDON	Kawasaki NINJA 400 - CF Fairford	1:26.672	5	9	2.613	0.244	82.20
17	44	J	14 Sam GREEN	Kawasaki NINJA 300 -	1:27.077	5	9	3.018	0.405	81.82
18	91	J	15 Sam HIRST	Kawasaki NINJA - Valley Racing	1:27.172	3	9	3.113	0.095	81.73
19	58	J	16 Matthew WOOD	Kawasaki NINJA 300 - Pull the Pin Racing	1:27.388	7	9	3.329	0.216	81.52
20	31	J	17 Robbie PARK	Kawasaki NINJA - Mom	1:27.544	2	2	3.485	0.156	81.38
21	156	S	4 Jack WOLFF	Kawasaki NINJA 300 -	1:27.590	7	9	3.531	0.046	81.34
22	34	J	18 Oliver ARBON	Kawasaki NINJA 400 - tt plumbing and heating	1:27.605	7	9	3.546	0.015	81.32
23	18	J	19 George HIGGINS	Kawasaki NINJA 400 - Aztec Racing	1:27.638	3	9	3.579	0.033	81.29
24	400	S	5 Stuart THURTL	Kawasaki NINJA 400 - TeamTortoise Racing	1:27.802	9	9	3.743	0.164	81.14
25	99	S	6 Elizabeth CLEAVER	Kawasaki NINJA 300 -	1:28.263	9	9	4.204	0.461	80.72
26	62	S	7 Nicholas BETTRIDGE	Kawasaki NINJA - Weald builders	1:28.486	7	9	4.427	0.223	80.51
27	70	S	8 Justin WHITE	Kawasaki NINJA 400 - Just In Graphics	1:28.822	7	9	4.763	0.336	80.21
28	191	J	20 Craig DANCE	Kawasaki NINJA 300 - 2 brothers scaffolding	1:29.710	8	8	5.651	0.888	79.41
29	333*	S	9 Mark STUBBERFIELD	Kawasaki NINJA 300 - Polished concrete London	1:31.661	2	6	7.602	1.951	77.72
30	33	J	21 Patrick KLINGE	Kawasaki NINJA 300 -	1:34.562	7	8	10.503	2.901	75.34
31	4	S	10 Nigel FRANKLIN	Kawasaki NINJA - Jane Franklin	1:35.102	8	8	11.043	0.540	74.91
32	73	S	11 Jemma HANNAFORD	Kawasaki NINJA 300 -	1:35.238	8	8	11.179	0.136	74.80
33	50	J	22 Jay YELDHAM	Kawasaki NINJA 400 - WKD Installations	1:36.018	7	8	11.959	0.780	74.20
34	14	J	23 Maryann McCARTNEY	Kawasaki NINJA 300 - McCartney Racing	1:36.872	8	8	12.813	0.854	73.54
35	97	J	24 Ben PLATT	Kawasaki NINJA 400 - adss ltd	1:37.551	8	8	13.492	0.679	73.03
36	0	S	12 Konrad BREESE	Kawasaki NINJA 400 - STIHL Racing			0			

* Bike 333 - Please check transponder - working intermittently

Weather / Track : Bright / Dry

These results are provisional until the conclusion of any judicial and technical matters.

Donington Park National: 1.9790 miles
Date: 03/09/2022 Start: 09:30 Finish: 09:42

Clerk Of Course :	Stewards :	Timekeeper : <i>Craig Smith</i>
-------------------	------------	------------------------------------

Results can be found at www.tsl-timing.com

Printed - 09:48 Saturday, 03 September 2022



BMCRC - MRO Championships 2022 - Rnd 8 @ Donington Park National

ACU Team Green Junior Cup & Senior 300

QUALIFYING - SECTOR ANALYSIS



SECTOR 1 = FL to I1, SECTOR 2 = I1 to FL, DIFF = Difference To Personal Best Lap, P = Crossed Finish Line in Pit Lane, D = Time Disallowed

P1		19 J		James O'MARA		Kawasaki NINJA 400 - BRP Machining Ltd	
IDEAL LAP TIME : 1:24.059		BEST LAP TIME : 1:24.059		DIFFERENCE : 0.000			
LAP	SECTOR 1	SECTOR 2	LAP TIME	MPH	DIFF	TIME OF DAY	
1 -	OUTLAP	32.030	2:25.876	48.84	1:01.817	09:32:53.414	
2 -	56.383	30.062	1:26.445	82.41	2.386	09:34:19.859	
3 -	56.365	30.378	1:26.743	82.13	2.684	09:35:46.602	
4 -	56.152	29.856	1:26.008	82.83	1.949	09:37:12.610	
5 -	55.433	30.059	1:25.492 (3)	83.33	1.433	09:38:38.102	
6 -	54.744	29.770	1:24.514 (2)	84.30	0.455	09:40:02.616	
7 -	56.035	30.841	1:26.876	82.00	2.817	09:41:29.492	
8 -	56.562	30.888	1:27.450	81.47	3.391	09:42:56.942	
9 -	54.448	29.611	1:24.059 (1)	84.75		09:44:21.001	

P2		131 J		Dylan MELLOR		Kawasaki NINJA 300 - BDS Motorcycles	
IDEAL LAP TIME : 1:24.056		BEST LAP TIME : 1:24.293		DIFFERENCE : 0.237			
LAP	SECTOR 1	SECTOR 2	LAP TIME	MPH	DIFF	TIME OF DAY	
1 -	59.786	31.828	1:31.614	77.76	7.321	09:32:00.619	
2 -	55.876	31.264	1:27.140	81.76	2.847	09:33:27.759	
3 -	55.887	30.694	1:26.581	82.28	2.288	09:34:54.340	
4 -	56.142	30.363	1:26.505	82.36	2.212	09:36:20.845	
5 -	55.363	29.842	1:25.205 (3)	83.61	0.912	09:37:46.050	
6 -	54.750	29.543	1:24.293 (1)	84.52		09:39:10.343	
7 -	54.513	31.284	1:25.797	83.04	1.504	09:40:36.140	
8 -	56.703	30.252	1:26.955	81.93	2.662	09:42:03.095	
9 -	55.252	29.767	1:25.019 (2)	83.80	0.726	09:43:28.114	

P3		35 J		Zack WESTON		Kawasaki NINJA 400 - NW Racing	
IDEAL LAP TIME : 1:24.335		BEST LAP TIME : 1:24.401		DIFFERENCE : 0.066			
LAP	SECTOR 1	SECTOR 2	LAP TIME	MPH	DIFF	TIME OF DAY	
1 -	59.573	31.555	1:31.128	78.18	6.727	09:32:02.159	
2 -	56.284	29.977	1:26.261	82.59	1.860	09:33:28.420	
3 -	55.788	29.654	1:25.442 (3)	83.38	1.041	09:34:53.862	
4 -	56.175	29.739	1:25.914	82.92	1.513	09:36:19.776	
5 -	54.681	29.720	1:24.401 (1)	84.41		09:37:44.177	
6 -	55.101	29.702	1:24.803 (2)	84.01	0.402	09:39:08.980	
7 -	55.773	31.032	1:26.805	82.07	2.404	09:40:35.785	
8 -	56.178	30.860	1:27.038	81.85	2.637	09:42:02.823	
9 -	55.400	IN PIT	1:31.384 P	77.96	6.983	09:43:34.207	

P4		777 J		Maximus HARDY		Kawasaki NINJA 400 - DAD	
IDEAL LAP TIME : 1:23.982		BEST LAP TIME : 1:24.420		DIFFERENCE : 0.438			
LAP	SECTOR 1	SECTOR 2	LAP TIME	MPH	DIFF	TIME OF DAY	
1 -	59.322	31.306	1:30.628	78.61	6.208	09:31:58.400	
2 -	55.703	30.199	1:25.902	82.93	1.482	09:33:24.302	
3 -	55.042	29.809	1:24.851 (2)	83.96	0.431	09:34:49.153	
4 -	57.685	30.285	1:27.970	80.98	3.550	09:36:17.123	
5 -	55.900	IN PIT	1:29.722 P	79.40	5.302	09:37:46.845	
6 -	OUTLAP	29.797	1:42.371	69.59	17.951	09:39:29.216	
7 -	54.772	29.648	1:24.420 (1)	84.39		09:40:53.636	
8 -	54.378	30.670	1:25.048 (3)	83.77	0.628	09:42:18.684	
9 -	55.635	29.604	1:25.239	83.58	0.819	09:43:43.923	

BMCRC - MRO Championships 2022 - Rnd 8 @ Donington Park National

ACU Team Green Junior Cup & Senior 300

QUALIFYING - SECTOR ANALYSIS



SECTOR 1 = FL to I1, SECTOR 2 = I1 to FL, DIFF = Difference To Personal Best Lap, P = Crossed Finish Line in Pit Lane, D = Time Disallowed

P5		8 S		Phil ATKINSON		Kawasaki NINJA 400 - ROSE MOT/Q Oil Treatments	
IDEAL LAP TIME : 1:24.435		BEST LAP TIME : 1:24.435		DIFFERENCE : 0.000			
LAP	SECTOR 1	SECTOR 2	LAP TIME	MPH	DIFF	TIME OF DAY	
1 -	OUTLAP	31.985	2:26.181	48.73	1:01.746	09:32:53.082	
2 -	56.412	30.630	1:27.042	81.85	2.607	09:34:20.124	
3 -	55.803	30.626	1:26.429 (3)	82.43	1.994	09:35:46.553	
4 -	1:14.656	33.246	1:47.902	66.02	23.467	09:37:34.455	
5 -	54.610	29.825	1:24.435 (1)	84.38		09:38:58.890	
6 -	57.798	30.246	1:28.044	80.92	3.609	09:40:26.934	
7 -	56.071	31.339	1:27.410	81.50	2.975	09:41:54.344	
8 -	54.776	29.884	1:24.660 (2)	84.15	0.225	09:43:19.004	

P6		60 J		Lennon DOCHERTY		Kawasaki NINJA 400 - Doc Fit Training	
IDEAL LAP TIME : 1:24.207		BEST LAP TIME : 1:24.519		DIFFERENCE : 0.312			
LAP	SECTOR 1	SECTOR 2	LAP TIME	MPH	DIFF	TIME OF DAY	
1 -	58.489	30.663	1:29.152	79.91	4.633	09:31:51.130	
2 -	55.868	30.164	1:26.032	82.81	1.513	09:33:17.162	
3 -	55.445	29.951	1:25.396 (3)	83.43	0.877	09:34:42.558	
4 -	56.925	29.895	1:26.820	82.06	2.301	09:36:09.378	
5 -	54.966	29.694	1:24.660 (2)	84.15	0.141	09:37:34.038	
6 -	55.330	30.185	1:25.515	83.31	0.996	09:38:59.553	
7 -	56.807	30.391	1:27.198	81.70	2.679	09:40:26.751	
8 -	56.114	31.497	1:27.611	81.32	3.092	09:41:54.362	
9 -	54.513	30.006	1:24.519 (1)	84.29		09:43:18.881	

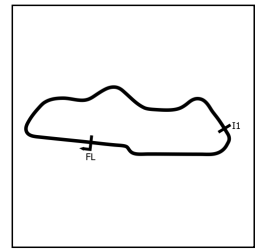
P7		125 J		Ben JOLLIFFE		Kawasaki NINJA 400 -	
IDEAL LAP TIME : 1:24.678		BEST LAP TIME : 1:24.678		DIFFERENCE : 0.000			
LAP	SECTOR 1	SECTOR 2	LAP TIME	MPH	DIFF	TIME OF DAY	
1 -	1:01.084	31.392	1:32.476	77.04	7.798	09:31:59.200	
2 -	57.196	IN PIT	1:32.046 P	77.40	7.368	09:33:31.246	
3 -	OUTLAP	30.575	1:51.506	63.89	26.828	09:35:22.752	
4 -	56.031	30.334	1:26.365	82.49	1.687	09:36:49.117	
5 -	55.411	30.832	1:26.243	82.61	1.565	09:38:15.360	
6 -	55.512	30.283	1:25.795 (3)	83.04	1.117	09:39:41.155	
7 -	55.125	30.112	1:25.237 (2)	83.58	0.559	09:41:06.392	
8 -	54.937	29.741	1:24.678 (1)	84.13		09:42:31.070	
9 -	55.633	32.674	1:28.307	80.68	3.629	09:43:59.377	

P8		95 J		Greg MARSHALL		Kawasaki NINJA 300 - Mum & Dad; HEL Performance	
IDEAL LAP TIME : 1:24.734		BEST LAP TIME : 1:24.734		DIFFERENCE : 0.000			
LAP	SECTOR 1	SECTOR 2	LAP TIME	MPH	DIFF	TIME OF DAY	
1 -	1:02.023	37.752	1:39.775	71.40	15.041	09:32:34.093	
2 -	56.818	31.354	1:28.172	80.80	3.438	09:34:02.265	
3 -	56.573	30.514	1:27.087	81.81	2.353	09:35:29.352	
4 -	55.454	30.404	1:25.858	82.98	1.124	09:36:55.210	
5 -	55.666	30.356	1:26.022	82.82	1.288	09:38:21.232	
6 -	55.569	29.957	1:25.526 (3)	83.30	0.792	09:39:46.758	
7 -	55.439	30.265	1:25.704	83.13	0.970	09:41:12.462	
8 -	55.166	30.123	1:25.289 (2)	83.53	0.555	09:42:37.751	
9 -	54.925	29.809	1:24.734 (1)	84.08		09:44:02.485	

BMCRC - MRO Championships 2022 - Rnd 8 @ Donington Park National

ACU Team Green Junior Cup & Senior 300

QUALIFYING - SECTOR ANALYSIS



SECTOR 1 = FL to I1, SECTOR 2 = I1 to FL, DIFF = Difference To Personal Best Lap, P = Crossed Finish Line in Pit Lane, D = Time Disallowed

P9 72 J Sam MUNSON		Kawasaki NINJA -				
IDEAL LAP TIME : 1:24.290		BEST LAP TIME : 1:25.313		DIFFERENCE : 1.023		
LAP	SECTOR 1	SECTOR 2	LAP TIME	MPH	DIFF	TIME OF DAY
1 -	1:01.582	31.118	1:32.700	76.85	7.387	09:31:55.893
2 -	56.128	30.294	1:26.422	82.44	1.109	09:33:22.315
3 -	55.828	30.048	1:25.876 (2)	82.96	0.563	09:34:48.191
4 -	59.223	29.989	1:29.212	79.86	3.899	09:36:17.403
5 -	55.717	30.171	1:25.888 (3)	82.95	0.575	09:37:43.291
6 -	56.408	29.921	1:26.329	82.52	1.016	09:39:09.620
7 -	54.369	30.944	1:25.313 (1)	83.51		09:40:34.933
8 -	56.779	31.268	1:28.047	80.91	2.734	09:42:02.980
9 -	55.604	30.341	1:25.945	82.89	0.632	09:43:28.925

P10 77 J Joe WHITE		Kawasaki NINJA 400 - Just In Graphics /MZ CONTRACTS/ Silver				
IDEAL LAP TIME : 1:25.491		BEST LAP TIME : 1:25.491		DIFFERENCE : 0.000		
LAP	SECTOR 1	SECTOR 2	LAP TIME	MPH	DIFF	TIME OF DAY
1 -	1:00.595	31.439	1:32.034	77.41	6.543	09:31:58.205
2 -	58.031	30.544	1:28.575	80.43	3.084	09:33:26.780
3 -	56.333	30.167	1:26.500	82.36	1.009	09:34:53.280
4 -	57.194	30.921	1:28.115	80.85	2.624	09:36:21.395
5 -	55.927	30.416	1:26.343	82.51	0.852	09:37:47.738
6 -	56.066	30.160	1:26.226 (2)	82.62	0.735	09:39:13.964
7 -	56.890	30.603	1:27.493	81.43	2.002	09:40:41.457
8 -	56.184	30.128	1:26.312 (3)	82.54	0.821	09:42:07.769
9 -	55.531	29.960	1:25.491 (1)	83.33		09:43:33.260

P11 311 J Nathan-Ellis WARD		Kawasaki NINJA 300 - Zipped up racing				
IDEAL LAP TIME : 1:24.396		BEST LAP TIME : 1:25.504		DIFFERENCE : 1.108		
LAP	SECTOR 1	SECTOR 2	LAP TIME	MPH	DIFF	TIME OF DAY
1 -	57.732	30.563	1:28.295	80.69	2.791	09:31:55.874
2 -	56.772	30.381	1:27.153	81.74	1.649	09:33:23.027
3 -	56.527	29.495	1:26.022	82.82	0.518	09:34:49.049
4 -	57.951	30.064	1:28.015	80.94	2.511	09:36:17.064
5 -	55.838	30.744	1:26.582	82.28	1.078	09:37:43.646
6 -	55.806	29.888	1:25.694 (2)	83.14	0.190	09:39:09.340
7 -	54.901	30.927	1:25.828 (3)	83.01	0.324	09:40:35.168
8 -	56.227	30.887	1:27.114	81.78	1.610	09:42:02.282
9 -	55.504	30.000	1:25.504 (1)	83.32		09:43:27.786

P12 67 J Iwan JONES		Kawasaki NINJA 300 - Danosh Services Ltd				
IDEAL LAP TIME : 1:25.135		BEST LAP TIME : 1:25.662		DIFFERENCE : 0.527		
LAP	SECTOR 1	SECTOR 2	LAP TIME	MPH	DIFF	TIME OF DAY
1 -	1:01.738	31.957	1:33.695	76.04	8.033	09:32:08.875
2 -	56.591	30.990	1:27.581	81.34	1.919	09:33:36.456
3 -	56.282	31.395	1:27.677	81.26	2.015	09:35:04.133
4 -	57.308	31.233	1:28.541	80.46	2.879	09:36:32.674
5 -	58.103	30.932	1:29.035	80.02	3.373	09:38:01.709
6 -	55.877	30.587	1:26.464 (3)	82.40	0.802	09:39:28.173
7 -	55.232	30.430	1:25.662 (1)	83.17		09:40:53.835
8 -	54.705	31.272	1:25.977 (2)	82.86	0.315	09:42:19.812
9 -	56.754	30.814	1:27.568	81.36	1.906	09:43:47.380

BMCRC - MRO Championships 2022 - Rnd 8 @ Donington Park National

ACU Team Green Junior Cup & Senior 300

QUALIFYING - SECTOR ANALYSIS



SECTOR 1 = FL to I1, SECTOR 2 = I1 to FL, DIFF = Difference To Personal Best Lap, P = Crossed Finish Line in Pit Lane, D = Time Disallowed

P13 20 J		Jack MUIR		Kawasaki 400 NINJA -			
IDEAL LAP TIME : 1:25.112		BEST LAP TIME : 1:25.671		DIFFERENCE : 0.559			
LAP	SECTOR 1	SECTOR 2	LAP TIME	MPH	DIFF	TIME OF DAY	
1 -	1:00.990	31.032	1:32.022	77.42	6.351	09:31:56.649	
2 -	57.171	30.865	1:28.036	80.92	2.365	09:33:24.685	
3 -	55.728	30.861	1:26.589	82.28	0.918	09:34:51.274	
4 -	56.991	30.226	1:27.217	81.68	1.546	09:36:18.491	
5 -	55.720	30.568	1:26.288 (3)	82.56	0.617	09:37:44.779	
6 -	55.554	30.117	1:25.671 (1)	83.16		09:39:10.450	
7 -	54.995	30.806	1:25.801 (2)	83.03	0.130	09:40:36.251	
8 -	55.906	30.590	1:26.496	82.36	0.825	09:42:02.747	
9 -	55.869	30.509	1:26.378	82.48	0.707	09:43:29.125	

P14 27 J		Felix DORLING		Kawasaki NINJA 400 - Kernow Controls			
IDEAL LAP TIME : 1:26.157		BEST LAP TIME : 1:26.157		DIFFERENCE : 0.000			
LAP	SECTOR 1	SECTOR 2	LAP TIME	MPH	DIFF	TIME OF DAY	
1 -	1:00.403	31.951	1:32.354	77.14	6.197	09:32:02.822	
2 -	58.655	31.615	1:30.270	78.92	4.113	09:33:33.092	
3 -	57.966	30.850	1:28.816	80.21	2.659	09:35:01.908	
4 -	56.153	30.726	1:26.879 (2)	82.00	0.722	09:36:28.787	
5 -	55.628	30.529	1:26.157 (1)	82.69		09:37:54.944	
6 -	56.467	30.788	1:27.255 (3)	81.65	1.098	09:39:22.199	
7 -	56.387	31.149	1:27.536	81.39	1.379	09:40:49.735	
8 -	56.356	31.416	1:27.772	81.17	1.615	09:42:17.507	
9 -	57.218	54.050	1:51.268	64.03	25.111	09:44:08.775	

P15 66 S		Mark SMITH		Kawasaki NINJA 300 - IMP RACING			
IDEAL LAP TIME : 1:26.428		BEST LAP TIME : 1:26.428		DIFFERENCE : 0.000			
LAP	SECTOR 1	SECTOR 2	LAP TIME	MPH	DIFF	TIME OF DAY	
1 -	1:01.118	33.159	1:34.277	75.57	7.849	09:32:03.301	
2 -	58.145	30.827	1:28.972	80.07	2.544	09:33:32.273	
3 -	57.842	30.906	1:28.748	80.27	2.320	09:35:01.021	
4 -	56.731	31.396	1:28.127	80.84	1.699	09:36:29.148	
5 -	55.887	30.541	1:26.428 (1)	82.43		09:37:55.576	
6 -	56.448	31.293	1:27.741 (2)	81.20	1.313	09:39:23.317	
7 -	56.450	31.725	1:28.175	80.80	1.747	09:40:51.492	
8 -	56.033	31.735	1:27.768 (3)	81.17	1.340	09:42:19.260	
9 -	57.378	IN PIT	1:31.574 P	77.80	5.146	09:43:50.834	

P16 10 S		Mike BRUNSDON		Kawasaki NINJA 400 - CF Fairford			
IDEAL LAP TIME : 1:26.672		BEST LAP TIME : 1:26.672		DIFFERENCE : 0.000			
LAP	SECTOR 1	SECTOR 2	LAP TIME	MPH	DIFF	TIME OF DAY	
1 -	1:02.460	31.250	1:33.710	76.02	7.038	09:31:57.163	
2 -	57.428	30.598	1:28.026	80.93	1.354	09:33:25.189	
3 -	56.615	30.440	1:27.055 (2)	81.84	0.383	09:34:52.244	
4 -	57.386	30.721	1:28.107	80.86	1.435	09:36:20.351	
5 -	56.321	30.351	1:26.672 (1)	82.20		09:37:47.023	
6 -	56.569	30.816	1:27.385 (3)	81.53	0.713	09:39:14.408	
7 -	56.815	30.663	1:27.478	81.44	0.806	09:40:41.886	
8 -	57.594	31.642	1:29.236	79.84	2.564	09:42:11.122	
9 -	57.575	30.503	1:28.078	80.89	1.406	09:43:39.200	

BMCRC - MRO Championships 2022 - Rnd 8 @ Donington Park National

ACU Team Green Junior Cup & Senior 300

QUALIFYING - SECTOR ANALYSIS



SECTOR 1 = FL to I1, SECTOR 2 = I1 to FL, DIFF = Difference To Personal Best Lap, P = Crossed Finish Line in Pit Lane, D = Time Disallowed

P17 44 J		Sam GREEN		Kawasaki NINJA 300 -			
IDEAL LAP TIME : 1:26.596		BEST LAP TIME : 1:27.077		DIFFERENCE : 0.481			
LAP	SECTOR 1	SECTOR 2	LAP TIME	MPH	DIFF	TIME OF DAY	
1 -	1:00.626	32.344	1:32.970	76.63	5.893	09:32:02.292	
2 -	58.625	31.134	1:29.759	79.37	2.682	09:33:32.051	
3 -	57.183	30.986	1:28.169	80.80	1.092	09:35:00.220	
4 -	57.280	30.838	1:28.118 (3)	80.85	1.041	09:36:28.338	
5 -	56.364	30.713	1:27.077 (1)	81.82		09:37:55.415	
6 -	56.322	31.935	1:28.257	80.72	1.180	09:39:23.672	
7 -	57.311	31.433	1:28.744	80.28	1.667	09:40:52.416	
8 -	55.883	32.033	1:27.916 (2)	81.03	0.839	09:42:20.332	
9 -	56.709	31.583	1:28.292	80.69	1.215	09:43:48.624	

P18 91 J		Sam HIRST		Kawasaki NINJA - Valley Racing			
IDEAL LAP TIME : 1:26.680		BEST LAP TIME : 1:27.172		DIFFERENCE : 0.492			
LAP	SECTOR 1	SECTOR 2	LAP TIME	MPH	DIFF	TIME OF DAY	
1 -	1:01.236	31.707	1:32.943	76.65	5.771	09:32:00.117	
2 -	57.740	31.597	1:29.337	79.75	2.165	09:33:29.454	
3 -	55.896	31.276	1:27.172 (1)	81.73		09:34:56.626	
4 -	57.782	31.391	1:29.173	79.89	2.001	09:36:25.799	
5 -	57.293	31.026	1:28.319	80.66	1.147	09:37:54.118	
6 -	57.109	30.784	1:27.893 (3)	81.06	0.721	09:39:22.011	
7 -	57.413	32.479	1:29.892	79.25	2.720	09:40:51.903	
8 -	56.135	31.103	1:27.238 (2)	81.66	0.066	09:42:19.141	
9 -	56.870	31.624	1:28.494	80.50	1.322	09:43:47.635	

P19 58 J		Matthew WOOD		Kawasaki NINJA 300 - Pull the Pin Racing			
IDEAL LAP TIME : 1:27.359		BEST LAP TIME : 1:27.388		DIFFERENCE : 0.029			
LAP	SECTOR 1	SECTOR 2	LAP TIME	MPH	DIFF	TIME OF DAY	
1 -	1:02.569	32.223	1:34.792	75.16	7.404	09:32:04.929	
2 -	58.644	31.189	1:29.833	79.30	2.445	09:33:34.762	
3 -	57.885	31.385	1:29.270	79.81	1.882	09:35:04.032	
4 -	1:01.666	32.009	1:33.675	76.05	6.287	09:36:37.707	
5 -	57.260	30.790	1:28.050 (3)	80.91	0.662	09:38:05.757	
6 -	57.407	30.554	1:27.961 (2)	80.99	0.573	09:39:33.718	
7 -	56.805	30.583	1:27.388 (1)	81.52		09:41:01.106	
8 -	57.215	31.145	1:28.360	80.63	0.972	09:42:29.466	
9 -	57.621	30.775	1:28.396	80.59	1.008	09:43:57.862	

P20 31 J		Robbie PARK		Kawasaki NINJA - Mom			
IDEAL LAP TIME : 1:27.544		BEST LAP TIME : 1:27.544		DIFFERENCE : 0.000			
LAP	SECTOR 1	SECTOR 2	LAP TIME	MPH	DIFF	TIME OF DAY	
1 -	1:12.989	40.946	1:53.935 (2)	62.53	26.391	09:32:29.256	
2 -	56.953	30.591	1:27.544 (1)	81.38		09:33:56.800	

P21 156 S		Jack WOLFF		Kawasaki NINJA 300 -			
IDEAL LAP TIME : 1:27.590		BEST LAP TIME : 1:27.590		DIFFERENCE : 0.000			
LAP	SECTOR 1	SECTOR 2	LAP TIME	MPH	DIFF	TIME OF DAY	
1 -	1:00.928	31.614	1:32.542	76.98	4.952	09:32:03.884	
2 -	58.199	32.033	1:30.232	78.95	2.642	09:33:34.116	
3 -	57.557	30.927	1:28.484	80.51	0.894	09:35:02.600	
4 -	58.056	30.931	1:28.987	80.06	1.397	09:36:31.587	
5 -	57.057	31.258	1:28.315 (2)	80.67	0.725	09:37:59.902	
6 -	58.029	31.003	1:29.032	80.02	1.442	09:39:28.934	
7 -	56.697	30.893	1:27.590 (1)	81.34		09:40:56.524	
8 -	57.308	31.158	1:28.466 (3)	80.53	0.876	09:42:24.990	
9 -	57.115	31.503	1:28.618	80.39	1.028	09:43:53.608	

BMCRC - MRO Championships 2022 - Rnd 8 @ Donington Park National

ACU Team Green Junior Cup & Senior 300

QUALIFYING - SECTOR ANALYSIS



SECTOR 1 = FL to I1, SECTOR 2 = I1 to FL, DIFF = Difference To Personal Best Lap, P = Crossed Finish Line in Pit Lane, D = Time Disallowed

P22 34 J		Oliver ARBON		Kawasaki NINJA 400 - tt plumbing and heating			
IDEAL LAP TIME : 1:27.378		BEST LAP TIME : 1:27.605		DIFFERENCE : 0.227			
LAP	SECTOR 1	SECTOR 2	LAP TIME	MPH	DIFF	TIME OF DAY	
1 -	1:00.642	32.074	1:32.716	76.84	5.111	09:31:58.203	
2 -	57.790	31.642	1:29.432	79.66	1.827	09:33:27.635	
3 -	57.435	31.357	1:28.792	80.23	1.187	09:34:56.427	
4 -	57.745	31.429	1:29.174	79.89	1.569	09:36:25.601	
5 -	57.132	31.310	1:28.442	80.55	0.837	09:37:54.043	
6 -	56.841	30.942	1:27.783 (2)	81.16	0.178	09:39:21.826	
7 -	56.633	30.972	1:27.605 (1)	81.32		09:40:49.431	
8 -	56.607	31.264	1:27.871 (3)	81.08	0.266	09:42:17.302	
9 -	57.227	30.771	1:27.998	80.96	0.393	09:43:45.300	

P23 18 J		George HIGGINS		Kawasaki NINJA 400 - Aztec Racing			
IDEAL LAP TIME : 1:27.388		BEST LAP TIME : 1:27.638		DIFFERENCE : 0.250			
LAP	SECTOR 1	SECTOR 2	LAP TIME	MPH	DIFF	TIME OF DAY	
1 -	1:02.030	32.547	1:34.577	75.33	6.939	09:31:59.097	
2 -	58.425	31.825	1:30.250	78.94	2.612	09:33:29.347	
3 -	56.668	30.970	1:27.638 (1)	81.29		09:34:56.985	
4 -	57.709	31.370	1:29.079	79.98	1.441	09:36:26.064	
5 -	57.249	31.072	1:28.321	80.66	0.683	09:37:54.385	
6 -	57.197	31.074	1:28.271	80.71	0.633	09:39:22.656	
7 -	56.791	31.227	1:28.018 (3)	80.94	0.380	09:40:50.674	
8 -	56.418	31.419	1:27.837 (2)	81.11	0.199	09:42:18.511	
9 -	57.641	31.773	1:29.414	79.68	1.776	09:43:47.925	

P24 400 S		Stuart THURTL		Kawasaki NINJA 400 - TeamTortoise Racing			
IDEAL LAP TIME : 1:27.802		BEST LAP TIME : 1:27.802		DIFFERENCE : 0.000			
LAP	SECTOR 1	SECTOR 2	LAP TIME	MPH	DIFF	TIME OF DAY	
1 -	1:01.814	35.281	1:37.095	73.37	9.293	09:32:02.117	
2 -	59.844	31.570	1:31.414	77.93	3.612	09:33:33.531	
3 -	58.483	31.656	1:30.139	79.04	2.337	09:35:03.670	
4 -	57.963	31.296	1:29.259	79.81	1.457	09:36:32.929	
5 -	58.219	31.496	1:29.715	79.41	1.913	09:38:02.644	
6 -	57.502	31.139	1:28.641	80.37	0.839	09:39:31.285	
7 -	57.471	30.907	1:28.378 (2)	80.61	0.576	09:40:59.663	
8 -	57.436	31.085	1:28.521 (3)	80.48	0.719	09:42:28.184	
9 -	57.051	30.751	1:27.802 (1)	81.14		09:43:55.986	

P25 99 S		Elizabeth CLEAVER		Kawasaki NINJA 300 -			
IDEAL LAP TIME : 1:27.935		BEST LAP TIME : 1:28.263		DIFFERENCE : 0.328			
LAP	SECTOR 1	SECTOR 2	LAP TIME	MPH	DIFF	TIME OF DAY	
1 -	1:01.346	32.077	1:33.423	76.26	5.160	09:32:01.868	
2 -	58.092	31.655	1:29.747	79.38	1.484	09:33:31.615	
3 -	58.881	31.612	1:30.493	78.73	2.230	09:35:02.108	
4 -	58.980	31.417	1:30.397	78.81	2.134	09:36:32.505	
5 -	58.064	31.553	1:29.617	79.50	1.354	09:38:02.122	
6 -	57.445	31.265	1:28.710 (3)	80.31	0.447	09:39:30.832	
7 -	57.102	31.292	1:28.394 (2)	80.60	0.131	09:40:59.226	
8 -	58.887	31.136	1:30.023	79.14	1.760	09:42:29.249	
9 -	57.430	30.833	1:28.263 (1)	80.72		09:43:57.512	

BMCRC - MRO Championships 2022 - Rnd 8 @ Donington Park National

ACU Team Green Junior Cup & Senior 300

QUALIFYING - SECTOR ANALYSIS



SECTOR 1 = FL to I1, SECTOR 2 = I1 to FL, DIFF = Difference To Personal Best Lap, P = Crossed Finish Line in Pit Lane, D = Time Disallowed

P26 62 S		Nicholas BETTRIDGE		Kawasaki NINJA - Weald builders			
IDEAL LAP TIME : 1:28.070		BEST LAP TIME : 1:28.486		DIFFERENCE : 0.416			
LAP	SECTOR 1	SECTOR 2	LAP TIME	MPH	DIFF	TIME OF DAY	
1 -	1:00.601	33.027	1:33.628	76.09	5.142	09:32:01.791	
2 -	59.466	31.493	1:30.959	78.32	2.473	09:33:32.750	
3 -	58.643	31.466	1:30.109	79.06	1.623	09:35:02.859	
4 -	58.395	31.430	1:29.825	79.31	1.339	09:36:32.684	
5 -	58.188	31.609	1:29.797	79.34	1.311	09:38:02.481	
6 -	57.500	31.470	1:28.970	80.07	0.484	09:39:31.451	
7 -	57.043	31.443	1:28.486 (1)	80.51		09:40:59.937	
8 -	57.883	31.027	1:28.910 (3)	80.13	0.424	09:42:28.847	
9 -	57.435	31.076	1:28.511 (2)	80.49	0.025	09:43:57.358	

P27 70 S		Justin WHITE		Kawasaki NINJA 400 - Just In Graphics			
IDEAL LAP TIME : 1:28.666		BEST LAP TIME : 1:28.822		DIFFERENCE : 0.156			
LAP	SECTOR 1	SECTOR 2	LAP TIME	MPH	DIFF	TIME OF DAY	
1 -	1:01.869	31.883	1:33.752	75.99	4.930	09:32:06.747	
2 -	58.132	31.717	1:29.849	79.29	1.027	09:33:36.596	
3 -	58.465	31.036	1:29.501	79.60	0.679	09:35:06.097	
4 -	58.271	31.127	1:29.398	79.69	0.576	09:36:35.495	
5 -	58.109	31.125	1:29.234 (2)	79.84	0.412	09:38:04.729	
6 -	58.156	31.149	1:29.305	79.77	0.483	09:39:34.034	
7 -	57.772	31.050	1:28.822 (1)	80.21		09:41:02.856	
8 -	57.809	31.507	1:29.316	79.76	0.494	09:42:32.172	
9 -	57.630	31.628	1:29.258 (3)	79.82	0.436	09:44:01.430	

P28 191 J		Craig DANCE		Kawasaki NINJA 300 - 2 brothers scaffolding			
IDEAL LAP TIME : 1:29.552		BEST LAP TIME : 1:29.710		DIFFERENCE : 0.158			
LAP	SECTOR 1	SECTOR 2	LAP TIME	MPH	DIFF	TIME OF DAY	
1 -	1:03.034	33.075	1:36.109	74.13	6.399	09:32:32.775	
2 -	59.831	33.151	1:32.982	76.62	3.272	09:34:05.757	
3 -	1:01.913	32.798	1:34.711	75.22	5.001	09:35:40.468	
4 -	59.231	32.603	1:31.834	77.58	2.124	09:37:12.302	
5 -	58.805	31.754	1:30.559	78.67	0.849	09:38:42.861	
6 -	58.393	31.774	1:30.167 (3)	79.01	0.457	09:40:13.028	
7 -	58.624	31.465	1:30.089 (2)	79.08	0.379	09:41:43.117	
8 -	58.087	31.623	1:29.710 (1)	79.41		09:43:12.827	

P29 333 S		Mark STUBBERFIELD		Kawasaki NINJA 300 - Polished concrete London			
IDEAL LAP TIME : 1:31.645		BEST LAP TIME : 1:31.661		DIFFERENCE : 0.016			
LAP	SECTOR 1	SECTOR 2	LAP TIME	MPH	DIFF	TIME OF DAY	
1 -	1:02.120	32.653	1:34.773	75.17	3.112	09:32:04.518	
2 -	59.474	32.187	1:31.661 (1)	77.72		09:33:36.179	
3 -			1:32.418 (2)	77.09	0.757	09:35:08.597	
4 -	1:00.829	32.890	1:33.719	76.02	2.058	09:36:42.316	
5 -			1:33.178	76.46	1.517	09:38:15.494	
6 -	1:00.281	32.171	1:32.452 (3)	77.06	0.791	09:39:47.946	

P30 33 J		Patrick KLINGE		Kawasaki NINJA 300 -			
IDEAL LAP TIME : 1:34.076		BEST LAP TIME : 1:34.562		DIFFERENCE : 0.486			
LAP	SECTOR 1	SECTOR 2	LAP TIME	MPH	DIFF	TIME OF DAY	
1 -	1:10.834	35.875	1:46.709	66.76	12.147	09:32:27.480	
2 -	1:03.701	33.928	1:37.629	72.97	3.067	09:34:05.109	
3 -	1:03.846	33.667	1:37.513	73.06	2.951	09:35:42.622	
4 -	1:03.044	34.255	1:37.299	73.22	2.737	09:37:19.921	
5 -	1:01.911	33.128	1:35.039 (3)	74.96	0.477	09:38:54.960	
6 -	1:01.576	32.999	1:34.575 (2)	75.33	0.013	09:40:29.535	
7 -	1:01.077	33.485	1:34.562 (1)	75.34		09:42:04.097	
8 -	1:01.472	33.698	1:35.170	74.86	0.608	09:43:39.267	

BMCRC - MRO Championships 2022 - Rnd 8 @ Donington Park National

ACU Team Green Junior Cup & Senior 300

QUALIFYING - SECTOR ANALYSIS



SECTOR 1 = FL to I1, SECTOR 2 = I1 to FL, DIFF = Difference To Personal Best Lap, P = Crossed Finish Line in Pit Lane, D = Time Disallowed

P31		4 S		Nigel FRANKLIN		Kawasaki NINJA - Jane Franklin	
IDEAL LAP TIME : 1:34.657		BEST LAP TIME : 1:35.102		DIFFERENCE : 0.445			
LAP	SECTOR 1	SECTOR 2	LAP TIME	MPH	DIFF	TIME OF DAY	
1 -	1:11.412	35.185	1:46.597	66.83	11.495	09:32:24.926	
2 -	1:04.456	34.333	1:38.789	72.11	3.687	09:34:03.715	
3 -	1:04.771	33.751	1:38.522	72.31	3.420	09:35:42.237	
4 -	1:03.661	34.293	1:37.954	72.73	2.852	09:37:20.191	
5 -	1:03.344	33.938	1:37.282	73.23	2.180	09:38:57.473	
6 -	1:02.572	32.724	1:35.296 (3)	74.76	0.194	09:40:32.769	
7 -	1:02.456	32.656	1:35.112 (2)	74.90	0.010	09:42:07.881	
8 -	1:02.001	33.101	1:35.102 (1)	74.91		09:43:42.983	

P32		73 S		Jemma HANNAFORD		Kawasaki NINJA 300 -	
IDEAL LAP TIME : 1:35.195		BEST LAP TIME : 1:35.238		DIFFERENCE : 0.043			
LAP	SECTOR 1	SECTOR 2	LAP TIME	MPH	DIFF	TIME OF DAY	
1 -	1:10.360	39.130	1:49.490	65.07	14.252	09:32:29.703	
2 -	1:02.577	33.887	1:36.464 (3)	73.85	1.226	09:34:06.167	
3 -	1:06.118	34.289	1:40.407	70.95	5.169	09:35:46.574	
4 -	1:02.127	33.460	1:35.587 (2)	74.53	0.349	09:37:22.161	
5 -	1:02.832	36.826	1:39.658	71.49	4.420	09:39:01.819	
6 -	1:01.739	35.878	1:37.617	72.98	2.379	09:40:39.436	
7 -	1:05.753	34.359	1:40.112	71.16	4.874	09:42:19.548	
8 -	1:01.782	33.456	1:35.238 (1)	74.80		09:43:54.786	

P33		50 J		Jay YELDHAM		Kawasaki NINJA 400 - WKD Installations	
IDEAL LAP TIME : 1:35.851		BEST LAP TIME : 1:36.018		DIFFERENCE : 0.167			
LAP	SECTOR 1	SECTOR 2	LAP TIME	MPH	DIFF	TIME OF DAY	
1 -	1:08.402	35.424	1:43.826	68.62	7.808	09:32:15.896	
2 -	1:04.349	34.706	1:39.055	71.92	3.037	09:33:54.951	
3 -	1:04.711	34.126	1:38.837	72.08	2.819	09:35:33.788	
4 -	1:03.849	34.595	1:38.444	72.37	2.426	09:37:12.232	
5 -	1:03.778	34.196	1:37.974	72.71	1.956	09:38:50.206	
6 -	1:02.781	33.854	1:36.635 (3)	73.72	0.617	09:40:26.841	
7 -	1:02.412	33.606	1:36.018 (1)	74.20		09:42:02.859	
8 -	1:02.245	33.816	1:36.061 (2)	74.16	0.043	09:43:38.920	

P34		14 J		Maryann McCARTNEY		Kawasaki NINJA 300 - McCartney Racing	
IDEAL LAP TIME : 1:36.285		BEST LAP TIME : 1:36.872		DIFFERENCE : 0.587			
LAP	SECTOR 1	SECTOR 2	LAP TIME	MPH	DIFF	TIME OF DAY	
1 -	1:11.058	34.966	1:46.024	67.19	9.152	09:32:24.088	
2 -	1:04.581	34.616	1:39.197	71.82	2.325	09:34:03.285	
3 -	1:04.589	34.076	1:38.665	72.21	1.793	09:35:41.950	
4 -	1:03.200	34.294	1:37.494 (3)	73.07	0.622	09:37:19.444	
5 -	1:04.226	34.363	1:38.589	72.26	1.717	09:38:58.033	
6 -	1:03.968	34.025	1:37.993	72.70	1.121	09:40:36.026	
7 -	1:03.273	33.854	1:37.127 (2)	73.35	0.255	09:42:13.153	
8 -	1:03.787	33.085	1:36.872 (1)	73.54		09:43:50.025	

P35		97 J		Ben PLATT		Kawasaki NINJA 400 - adsss ltd	
IDEAL LAP TIME : 1:36.843		BEST LAP TIME : 1:37.551		DIFFERENCE : 0.708			
LAP	SECTOR 1	SECTOR 2	LAP TIME	MPH	DIFF	TIME OF DAY	
1 -	1:10.429	35.611	1:46.040	67.18	8.489	09:32:23.102	
2 -	1:05.010	34.280	1:39.290	71.75	1.739	09:34:02.392	
3 -	1:04.494	34.068	1:38.562	72.28	1.011	09:35:40.954	
4 -	1:03.788	34.156	1:37.944 (3)	72.74	0.393	09:37:18.898	
5 -	1:04.013	33.991	1:38.004	72.69	0.453	09:38:56.902	
6 -	1:04.495	33.562	1:38.057	72.65	0.506	09:40:34.959	
7 -	1:03.611	34.078	1:37.689 (2)	72.93	0.138	09:42:12.648	
8 -	1:03.281	34.270	1:37.551 (1)	73.03		09:43:50.199	

BMCRC - MRO Championships 2022 - Rnd 8 @ Donington Park National

ACU Team Green Junior Cup & Senior 300

QUALIFYING - BEST SECTORS

SECTOR 1				SECTOR 2				IDEAL / BEST COMPARISON				
POS	NO	NAME	TIME	NO	NAME	TIME	POS	NO	NAME	IDEAL	BEST	DIFF
									PERFECT LAP	1:23.864		
1	72	MUNSON	54.369	311	WARD	29.495	1	777	HARDY	1:23.982	1:24.420	0.438
2	777	HARDY	54.378	131	MELLOR	29.543	2	131	MELLOR	1:24.056	1:24.293	0.237
3	19	O'MARA	54.448	777	HARDY	29.604	3	19	O'MARA	1:24.059	1:24.059	0.000
4	131	MELLOR	54.513	19	O'MARA	29.611	4	60	DOCHERTY	1:24.207	1:24.519	0.312
5	60	DOCHERTY	54.513	35	WESTON	29.654	5	72	MUNSON	1:24.290	1:25.313	1.023
6	8	ATKINSON	54.610	60	DOCHERTY	29.694	6	35	WESTON	1:24.335	1:24.401	0.066
7	35	WESTON	54.681	125	JOLLIFFE	29.741	7	311	WARD	1:24.396	1:25.504	1.108
8	67	JONES	54.705	95	MARSHALL	29.809	8	8	ATKINSON	1:24.435	1:24.435	0.000
9	311	WARD	54.901	8	ATKINSON	29.825	9	125	JOLLIFFE	1:24.678	1:24.678	0.000
10	95	MARSHALL	54.925	72	MUNSON	29.921	10	95	MARSHALL	1:24.734	1:24.734	0.000
11	125	JOLLIFFE	54.937	77	WHITE	29.960	11	20	MUIR	1:25.112	1:25.671	0.559
12	20	MUIR	54.995	20	MUIR	30.117	12	67	JONES	1:25.135	1:25.662	0.527
13	77	WHITE	55.531	10	BRUNSDON	30.351	13	77	WHITE	1:25.491	1:25.491	0.000
14	27	DORLING	55.628	67	JONES	30.430	14	27	DORLING	1:26.157	1:26.157	0.000
15	44	GREEN	55.883	27	DORLING	30.529	15	66	SMITH	1:26.428	1:26.428	0.000
16	66	SMITH	55.887	66	SMITH	30.541	16	44	GREEN	1:26.596	1:27.077	0.481
17	91	HIRST	55.896	58	WOOD	30.554	17	10	BRUNSDON	1:26.672	1:26.672	0.000
18	10	BRUNSDON	56.321	31	PARK	30.591	18	91	HIRST	1:26.680	1:27.172	0.492
19	18	HIGGINS	56.418	44	GREEN	30.713	19	58	WOOD	1:27.359	1:27.388	0.029
20	34	ARBON	56.607	400	THURTLER	30.751	20	34	ARBON	1:27.378	1:27.605	0.227
21	156	WOLFF	56.697	34	ARBON	30.771	21	18	HIGGINS	1:27.388	1:27.638	0.250
22	58	WOOD	56.805	91	HIRST	30.784	22	31	PARK	1:27.544	1:27.544	0.000
23	31	PARK	56.953	99	CLEAVER	30.833	23	156	WOLFF	1:27.590	1:27.590	0.000
24	62	BETTRIDGE	57.043	156	WOLFF	30.893	24	400	THURTLER	1:27.802	1:27.802	0.000
25	400	THURTLER	57.051	18	HIGGINS	30.970	25	99	CLEAVER	1:27.935	1:28.263	0.328
26	99	CLEAVER	57.102	62	BETTRIDGE	31.027	26	62	BETTRIDGE	1:28.070	1:28.486	0.416
27	70	WHITE	57.630	70	WHITE	31.036	27	70	WHITE	1:28.666	1:28.822	0.156
28	191	DANCE	58.087	191	DANCE	31.465	28	191	DANCE	1:29.552	1:29.710	0.158
29	333	STUBBERFIELD	59.474	333	STUBBERFIELD	32.171	29	333	STUBBERFIELD	1:31.645	1:31.661	0.016
30	33	KLINGE	1:01.077	4	FRANKLIN	32.656	30	33	KLINGE	1:34.076	1:34.562	0.486
31	73	HANNAFORD	1:01.739	33	KLINGE	32.999	31	4	FRANKLIN	1:34.657	1:35.102	0.445
32	4	FRANKLIN	1:02.001	14	McCARTNEY	33.085	32	73	HANNAFORD	1:35.195	1:35.238	0.043
33	50	YELDHAM	1:02.245	73	HANNAFORD	33.456	33	50	YELDHAM	1:35.851	1:36.018	0.167
34	14	McCARTNEY	1:03.200	97	PLATT	33.562	34	14	McCARTNEY	1:36.285	1:36.872	0.587
35	97	PLATT	1:03.281	50	YELDHAM	33.606	35	97	PLATT	1:36.843	1:37.551	0.708
36												

BMCRC - MRO Championships 2022 - Rnd 8 @ Donington Park National

ACU Team Green Junior Cup & Senior 300

QUALIFYING - STATISTICS

Competitors Started 36
Planned Start 2022-09-03 @ 09:34:00.000
Actual Start 2022-09-03 @ 09:30:02.400
Finish Time 2022-09-03 @ 09:42:59.347
Track Length 1.9790mi.
Total Laps 297
Total Distance Covered 587.7829mi.

Session Fastest Lap History

NO	CL	NAME	LAP TIME	TIME OF DAY	LAP	VEHICLE
60	J	Lennon DOCHERTY	1:29.152	09:31:51.134	1	Kawasaki NINJA 400
311	J	Nathan-Ellis WARD	1:28.295	09:31:55.883	1	Kawasaki NINJA 300
60	J	Lennon DOCHERTY	1:26.032	09:33:17.166	2	Kawasaki NINJA 400
777	J	Maximus HARDY	1:25.902	09:33:24.308	2	Kawasaki NINJA 400
60	J	Lennon DOCHERTY	1:25.396	09:34:42.562	3	Kawasaki NINJA 400
777	J	Maximus HARDY	1:24.851	09:34:49.115	3	Kawasaki NINJA 400
60	J	Lennon DOCHERTY	1:24.660	09:37:34.042	5	Kawasaki NINJA 400
35	J	Zack WESTON	1:24.401	09:37:44.197	5	Kawasaki NINJA 400
131	J	Dylan MELLOR	1:24.293	09:39:10.347	6	Kawasaki NINJA 300
19	J	James O'MARA	1:24.059	09:44:21.001	9	Kawasaki NINJA 400

Flag History

TYPE	TIME OF DAY
GREEN	09:30:02.400
FINISH	09:42:59.347

Flag Statistics

TYPE	COUNT	TOTAL LAPS	TOTAL TIME
Green	1	9	14:29.369
Red	0	0	0.000
Safety Car	0	0	0.000
FCY	0	0	0.000

BMCRC - MRO Championships 2022 - Rnd 8 @ Donington Park National

ACU Team Green Junior Cup & Senior 300

QUALIFYING - STATISTICS

CLASS : J

24 Starters

Fastest Lap History

NO	NAME	LAP TIME	TIME OF DAY	LAP	VEHICLE
60	Lennon DOCHERTY	1:29.152	09:31:51.134	1	Kawasaki NINJA 400
311	Nathan-Ellis WARD	1:28.295	09:31:55.883	1	Kawasaki NINJA 300
60	Lennon DOCHERTY	1:26.032	09:33:17.166	2	Kawasaki NINJA 400
777	Maximus HARDY	1:25.902	09:33:24.308	2	Kawasaki NINJA 400
60	Lennon DOCHERTY	1:25.396	09:34:42.562	3	Kawasaki NINJA 400
777	Maximus HARDY	1:24.851	09:34:49.115	3	Kawasaki NINJA 400
60	Lennon DOCHERTY	1:24.660	09:37:34.042	5	Kawasaki NINJA 400
35	Zack WESTON	1:24.401	09:37:44.197	5	Kawasaki NINJA 400
131	Dylan MELLOR	1:24.293	09:39:10.347	6	Kawasaki NINJA 300
19	James O'MARA	1:24.059	09:44:21.001	9	Kawasaki NINJA 400

BMCRC - MRO Championships 2022 - Rnd 8 @ Donington Park National

ACU Team Green Junior Cup & Senior 300

QUALIFYING - STATISTICS

CLASS : S

12 Starters

Fastest Lap History

NO	NAME	LAP TIME	TIME OF DAY	LAP	VEHICLE
10	Mike BRUNSDON	1:33.710	09:31:57.170	1	Kawasaki NINJA 400
62	Nicholas BETTRIDGE	1:33.628	09:32:01.791	1	Kawasaki NINJA
99	Elizabeth CLEAVER	1:33.423	09:32:01.868	1	Kawasaki NINJA 300
156	Jack WOLFF	1:32.542	09:32:03.910	1	Kawasaki NINJA 300
10	Mike BRUNSDON	1:28.026	09:33:25.196	2	Kawasaki NINJA 400
8	Phil ATKINSON	1:27.042	09:34:20.121	2	Kawasaki NINJA 400
8	Phil ATKINSON	1:26.429	09:35:46.548	3	Kawasaki NINJA 400
66	Mark SMITH	1:26.428	09:37:55.582	5	Kawasaki NINJA 300
8	Phil ATKINSON	1:24.435	09:38:58.887	5	Kawasaki NINJA 400

ACU Team Green Junior Cup & Senior 300

RACE 3 - GRID (7 Laps)



ROW 12	36	0	Konrad BREESE	1:37.551	35	97	Ben PLATT	1:36.872	34	14	Maryann McCARTNEY				
ROW 11				1:36.018	33	50	Jay YELDHAM	1:35.238	32	73	Jemma HANNAFORD	1:35.102	31	4	Nigel FRANKLIN
ROW 10				1:34.562	30	33	Patrick KLINGE	1:31.661	29	333	Mark STUBBERFIELD	1:29.710	28	191	Craig DANCE
ROW 9				1:28.822	27	70	Justin WHITE	1:28.486	26	62	Nicholas BETTRIDGE	1:28.263	25	99	Elizabeth CLEAVER
ROW 8				1:27.802	24	400	Stuart THURTLÉ	1:27.638	23	18	George HIGGINS	1:27.605	22	34	Oliver ARBON
ROW 7				1:27.590	21	156	Jack WOLFF	1:27.544	20	31	Robbie PARK	1:27.388	19	58	Matthew WOOD
ROW 6				1:27.172	18	91	Sam HIRST	1:27.077	17	44	Sam GREEN	1:26.672	16	10	Mike BRUNSDON
ROW 5				1:26.428	15	66	Mark SMITH	1:26.157	14	27	Felix DORLING	1:25.671	13	20	Jack MUIR
ROW 4				1:25.662	12	67	Iwan JONES	1:25.504	11	311	Nathan-Ellis WARD	1:25.491	10	77	Joe WHITE
ROW 3				1:25.313	9	72	Sam MUNSON	1:24.734	8	95	Greg MARSHALL	1:24.678	7	125	Ben JOLLIFFE
ROW 2				1:24.519	6	60	Lennon DOCHERTY	1:24.435	5	8	Phil ATKINSON	1:24.420	4	777	Maximus HARDY
ROW 1				1:24.401	3	35	Zack WESTON	1:24.293	2	131	Dylan MELLOR	1:24.059	1	19	James O'MARA
Pole															

Donington Park National: 1.9790 miles

These results are provisional until the conclusion of any judicial and technical matters.

Clerk Of Course :	Stewards :	Timekeeper : Craig Smith
-------------------	------------	--------------------------

Results can be found at www.tsl-timing.com

Printed - 09:50 Saturday, 03 September 2022



ACU Team Green Junior Cup & Senior 300

RACE 3 - CLASSIFICATION

Kawasaki

POS	NO	CL	PIC NAME	ENTRY	LAPS	TIME	GAP	DIFF	MPH	BEST	ON
1	72	J	1 Sam MUNSON	Kawasaki NINJA -	7	9:54.291			83.68	1:23.452	6
2	60	J	2 Lennon DOCHERTY	Kawasaki NINJA 400 - Doc Fit Training	7	9:54.383	0.092	0.092	83.67	1:23.906	6
3	19	J	3 James O'MARA	Kawasaki NINJA 400 - BRP Machining Ltd	7	9:54.644	0.353	0.261	83.64	1:23.690	5
4	131	J	4 Dylan MELLOR	Kawasaki NINJA 300 - BDS Motorcycles	7	9:54.757	0.466	0.113	83.62	1:23.836	7
5	35	J	5 Zack WESTON	Kawasaki NINJA 400 - NW Racing	7	9:54.920	0.629	0.163	83.60	1:23.912	7
6	311	J	6 Nathan-Ellis WARD	Kawasaki NINJA 300 - Zipped up racing	7	9:56.638	2.347	1.718	83.36	1:23.923	7
7	95	J	7 Greg MARSHALL	Kawasaki NINJA 300 - Mum & Dad; HEL Performanc	7	9:56.986	2.695	0.348	83.31	1:24.225	4
8	777	J	8 Maximus HARDY	Kawasaki NINJA 400 - DAD	7	9:56.993	2.702	0.007	83.31	1:24.109	7
9	125	J	9 Ben JOLLIFFE	Kawasaki NINJA 400 -	7	9:57.150	2.859	0.157	83.28	1:23.741	7
10	8	S	1 Phil ATKINSON	Kawasaki NINJA 400 - ROSE MOT/Q Oil Treatments	7	9:57.409	3.118	0.259	83.25	1:23.861	7
11	34	J	10 Oliver ARBON	Kawasaki NINJA 400 - tt plumbing and heating	7	10:12.645	18.354	15.236	81.18	1:25.806	5
12	27	J	11 Felix DORLING	Kawasaki NINJA 400 - Kernow Controls	7	10:12.750	18.459	0.105	81.16	1:25.802	5
13	91	J	12 Sam HIRST	Kawasaki NINJA - Valley Racing	7	10:12.860	18.569	0.110	81.15	1:26.494	4
14	77	J	13 Joe WHITE	Kawasaki NINJA 400 - Just In Graphics /MZ CONTR	7	10:13.070	18.779	0.210	81.12	1:26.262	5
15	20	J	14 Jack MUIR	Kawasaki 400 NINJA -	7	10:13.135	18.844	0.065	81.11	1:26.146	5
16	31	J	15 Robbie PARK	Kawasaki NINJA - Mom	7	10:13.316	19.025	0.181	81.09	1:25.744	7
17	0	S	2 Konrad BREESE	Kawasaki NINJA 400 - STIHL Racing	7	10:13.424	19.133	0.108	81.07	1:25.751	7
18	67	J	16 Iwan JONES	Kawasaki NINJA 300 - Danosh Services Ltd	7	10:13.919	19.628	0.495	81.01	1:25.681	5
19	18	J	17 George HIGGINS	Kawasaki NINJA 400 - Aztec Racing	7	10:19.302	25.011	5.383	80.30	1:27.051	5
20	66	S	3 Mark SMITH	Kawasaki NINJA 300 - IMP RACING	7	10:19.810	25.519	0.508	80.24	1:27.441	5
21	44	J	18 Sam GREEN	Kawasaki NINJA 300 -	7	10:22.097	27.806	2.287	79.94	1:27.407	3
22	99	S	4 Elizabeth CLEAVER	Kawasaki NINJA 300 -	7	10:22.144	27.853	0.047	79.94	1:27.146	7
23	58	J	19 Matthew WOOD	Kawasaki NINJA 300 - Pull the Pin Racing	7	10:22.376	28.085	0.232	79.91	1:27.148	3
24	10	S	5 Mike BRUNSDON	Kawasaki NINJA 400 - CF Fairford	7	10:22.636	28.345	0.260	79.87	1:27.218	7
25	70	S	6 Justin WHITE	Kawasaki NINJA 400 - Just In Graphics	7	10:29.668	35.377	7.032	78.98	1:28.680	6
26	62	S	7 Nicholas BETTRIDGE	Kawasaki NINJA - Weald builders	7	10:32.167	37.876	2.499	78.67	1:28.324	2
27	191	J	20 Craig DANCE	Kawasaki NINJA 300 - 2 brothers scaffolding	7	10:37.395	43.104	5.228	78.03	1:29.013	7
28	400	S	8 Stuart THURTL	Kawasaki NINJA 400 - TeamTortoise Racing	7	10:42.256	47.965	4.861	77.43	1:28.290	3
29	333	S	9 Mark STUBBERFIELD	Kawasaki NINJA 300 - Polished concrete London	7	10:49.547	55.256	7.291	76.57	1:31.552	6
30	4	S	10 Nigel FRANKLIN	Kawasaki NINJA - Jane Franklin	7	11:09.565	1:15.274	20.018	74.28	1:33.859	7
31	73	S	11 Jemma HANNAFORD	Kawasaki NINJA 300 -	7	11:19.141	1:24.850	9.576	73.23	1:33.725	7
32	33	J	21 Patrick KLINGE	Kawasaki NINJA 300 -	7	11:19.279	1:24.988	0.138	73.21	1:34.709	5
33	97	J	22 Ben PLATT	Kawasaki NINJA 400 - adss ltd	7	11:21.287	1:26.996	2.008	73.00	1:35.737	4
34	14	J	23 Maryann McCARTNEY	Kawasaki NINJA 300 - McCartney Racing	7	11:25.955	1:31.664	4.668	72.50	1:33.958	7
35	50	J	24 Jay YELDHAM	Kawasaki NINJA 400 - WKD Installations	7	11:28.823	1:34.532	2.868	72.20	1:36.374	7

NOT CLASSIFIED

DNF	156	S	Jack WOLFF	Kawasaki NINJA 300 -	4	5:55.228	3 Laps	3 Laps	79.84	1:26.612	4
-----	-----	---	------------	----------------------	---	----------	--------	--------	-------	----------	---

FASTEST LAP

	72	J	Sam MUNSON	Kawasaki NINJA -	6	1:23.452			85.37 mph	137.39 kph	
	8	S	Phil ATKINSON	Kawasaki NINJA 400 - ROSE MOT/Q Oil Treatments	7	1:23.861			84.95 mph	136.72 kph	

Class J - 92.5% of Race Speed = 77.40 mph

Class S - 92.5% of Race Speed = 77.00 mph

Weather / Track : Bright / Dry

These results are provisional until the conclusion of any judicial and technical matters.

Race Distance: 7 Laps / 13.85 miles
 Donington Park National: 1.9790 miles
 Date: 03/09/2022 Start: 12:20 Finish: 12:29

Clerk Of Course :	Stewards :	Timekeeper : <i>Craig Smith</i>
-------------------	------------	------------------------------------

Results can be found at www.tsl-timing.com

Printed - 12:32 Saturday, 03 September 2022



BMCRC - MRO Championships 2022 - Rnd 8 @ Donington Park National

ACU Team Green Junior Cup & Senior 300

RACE 3 - LAP CHART

LAP 1 @ 12:21:30.379		
NO	BEHIND	LAP TIME

35		1:27.906
777	0.350	1:28.256
131	0.482	1:28.388
19	0.861	1:28.767
60	1.054	1:28.960
8	1.362	1:29.268
95	1.640	1:29.546
72	1.726	1:29.632
125	2.017	1:29.923
311	2.047	1:29.953
77	3.290	1:31.196
34	3.611	1:31.517
20	4.059	1:31.965
31	4.143	1:32.049
67	4.407	1:32.313
27	4.775	1:32.681
91	5.018	1:32.924
156	5.134	1:33.040
66	5.725	1:33.631
10	6.053	1:33.959
18	6.252	1:34.158
0	6.783	1:34.689
44	6.921	1:34.827
58	7.256	1:35.162
70	8.032	1:35.938
62	8.178	1:36.084
99	8.289	1:36.195
400	8.926	1:36.832
333	10.284	1:38.190
191	11.772	1:39.678
97	14.378	1:42.284
4	15.430	1:43.336
50	17.311	1:45.217
33	17.402	1:45.308
73	17.814	1:45.720
14	18.391	1:46.297

LAP 2 @ 12:22:55.390		
NO	BEHIND	LAP TIME

35		1:25.011
60	0.337	1:24.294
19	0.598	1:24.748
131	0.908	1:25.437
72	0.935	1:24.220
777	1.246	1:25.907
8	1.330	1:24.979
95	1.459	1:24.830
311	1.979	1:24.943
125	1.997	1:24.991
77	4.955	1:26.676
34	6.517	1:27.917
91	6.619	1:26.612
20	6.816	1:27.768
31	7.293	1:28.161
67	7.395	1:27.999
27	7.529	1:27.765
156	7.669	1:27.546
66	8.410	1:27.696
0	8.831	1:27.059
10	9.103	1:28.061
18	9.200	1:27.959
44	9.694	1:27.784
58	10.140	1:27.895

99	11.153	1:27.875
62	11.491	1:28.324
70	11.758	1:28.737
400	12.582	1:28.667
191	16.892	1:30.131
333	16.993	1:31.720
4	25.872	1:35.453
97	27.709	1:38.342
33	30.022	1:37.631
50	31.057	1:38.757
73	31.150	1:38.347
14	31.899	1:38.519

LAP 3 @ 12:24:19.933		
NO	BEHIND	LAP TIME

35		1:24.543
19	0.400	1:24.345
60	0.504	1:24.710
131	0.682	1:24.317
777	0.840	1:24.137
72	1.026	1:24.634
8	1.638	1:24.851
95	1.723	1:24.807
311	1.994	1:24.558
125	2.102	1:24.648
77	6.980	1:26.568
91	8.678	1:26.602
34	9.482	1:27.508
27	9.792	1:26.806
31	10.050	1:27.300
20	10.094	1:27.821
67	10.275	1:27.423
0	10.668	1:26.380
156	11.156	1:28.030
66	11.478	1:27.611
18	11.745	1:27.088
44	12.558	1:27.407
10	12.609	1:28.049
58	12.745	1:27.148
99	14.139	1:27.529
62	15.846	1:28.898
70	15.986	1:28.771
400	16.329	1:28.290
191	22.778	1:30.429
333	24.192	1:31.742
4	35.451	1:34.122
97	39.850	1:36.684
33	41.121	1:35.642
73	42.533	1:35.926
50	43.524	1:37.010
14	43.921	1:36.565

LAP 4 @ 12:25:44.424		
NO	BEHIND	LAP TIME

35		1:24.491
60	0.405	1:24.392
131	0.562	1:24.371
72	0.745	1:24.210
19	1.038	1:25.129
777	1.364	1:25.015
95	1.457	1:24.225
311	1.702	1:24.199
8	1.839	1:24.692
125	2.461	1:24.850
91	10.681	1:26.494

27	11.379	1:26.078
77	11.417	1:28.928
34	12.189	1:27.198
20	12.349	1:26.746
31	12.546	1:26.987
0	13.094	1:26.917
67	13.099	1:27.315
156	13.277	1:26.612
18	14.982	1:27.728
66	15.169	1:28.182
44	16.595	1:28.528
58	16.782	1:28.528
99	17.110	1:27.462
10	17.211	1:29.093
70	20.636	1:29.141
400	21.126	1:29.288
62	21.933	1:30.578
191	27.745	1:29.458
333	31.368	1:31.667
4	45.299	1:34.339
97	51.096	1:35.737
33	51.381	1:34.751
73	51.887	1:33.845
50	55.415	1:36.382
14	55.682	1:36.252

LAP 5 @ 12:27:08.779		
NO	BEHIND	LAP TIME

60		1:23.950
131	0.200	1:23.993
19	0.373	1:23.690
35	0.718	1:25.073
72	0.918	1:24.528
95	1.867	1:24.765
777	1.966	1:24.957
125	1.979	1:23.873
311	1.981	1:24.634
8	2.095	1:24.611
27	12.826	1:25.802
91	12.868	1:26.542
77	13.324	1:26.262
34	13.640	1:25.806
20	14.140	1:26.146
31	14.271	1:26.080
67	14.425	1:25.681
0	14.576	1:25.837
18	17.678	1:27.051
66	18.255	1:27.441
58	19.814	1:27.387
44	20.132	1:27.892
99	20.431	1:27.676
10	20.601	1:27.745
70	25.398	1:29.117
62	26.973	1:29.395
191	32.902	1:29.512
400	36.918	1:40.147
333	39.923	1:32.910
4	55.054	1:34.110
33	1:01.735	1:34.709
97	1:02.712	1:35.971
73	1:03.440	1:35.908
50	1:08.745	1:37.685
14	1:09.301	1:37.974

LAP 6 @ 12:28:32.685		
NO	BEHIND	LAP TIME

60		1:23.906
19	0.188	1:23.721
72	0.464	1:23.452
131	0.709	1:24.415
35	0.796	1:23.984
95	2.353	1:24.392
311	2.503	1:24.428
777	2.672	1:24.612
125	3.197	1:25.124
8	3.336	1:25.147
27	15.720	1:26.800
34	15.763	1:26.029
91	16.132	1:27.170
77	16.132	1:26.714
20	16.708	1:26.474
31	17.360	1:26.995
0	17.461	1:26.791
67	17.498	1:26.979
18	21.674	1:27.902
66	21.924	1:27.575
44	24.107	1:27.881
58	24.225	1:28.317
99	24.786	1:28.261
10	25.206	1:28.511
70	30.172	1:28.680
62	32.421	1:29.354
191	38.170	1:29.174
400	42.453	1:29.441
333	47.569	1:31.552
4	1:05.494	1:34.346
33	1:12.585	1:34.756
97	1:14.952	1:36.146
73	1:15.204	1:35.670
14	1:21.785	1:36.390
50	1:22.237	1:37.398

LAP 7 @ 12:29:56.764		
NO	BEHIND	LAP TIME

72		1:23.615
60	0.092	1:24.171
19	0.353	1:24.244
131	0.466	1:23.836
35	0.629	1:23.912
311	2.347	1:23.923
95	2.695	1:24.421
777	2.702	1:24.109
125	2.859	1:23.741
8	3.118	1:23.861
34	18.354	1:26.670
27	18.459	1:26.818
91	18.569	1:26.516
77	18.779	1:26.726
20	18.844	1:26.215
31	19.025	1:25.744
0	19.133	1:25.751
67	19.628	1:26.209
18	25.011	1:27.416
66	25.519	1:27.674
44	27.806	1:27.778
99	27.853	1:27.146
58	28.085	1:27.939
10	28.345	1:27.218
70	35.377	1:29.284

62	37.876	1:29.534
191	43.104	1:29.013
400	47.965	1:29.591
333	55.256	1:31.766
4	1:15.274	1:33.859
73	1:24.850	1:33.725
33	1:24.988	1:36.482
97	1:26.996	1:36.123
14	1:31.664	1:33.958
50	1:34.532	1:36.374

BMCRC - MRO Championships 2022 - Rnd 8 @ Donington Park National

ACU Team Green Junior Cup & Senior 300

RACE 3 - SECTOR ANALYSIS



SECTOR 1 = FL to I1, SECTOR 2 = I1 to FL, DIFF = Difference To Personal Best Lap, P = Crossed Finish Line in Pit Lane, D = Time Disallowed

P1 72 J Sam MUNSON		Kawasaki NINJA -				
IDEAL LAP TIME : 1:23.405		BEST LAP TIME : 1:23.452		DIFFERENCE : 0.047		
LAP	SECTOR 1	SECTOR 2	LAP TIME	MPH	DIFF	TIME OF DAY
1 -		30.340	1:29.632	79.48	6.180	12:21:32.105
2 -	54.351	29.869	1:24.220	84.59	0.768	12:22:56.325
3 -	54.801	29.833	1:24.634	84.18	1.182	12:24:20.959
4 -	54.116	30.094	1:24.210 (3)	84.60	0.758	12:25:45.169
5 -	54.372	30.156	1:24.528	84.28	1.076	12:27:09.697
6 -	53.904	29.548	1:23.452 (1)	85.37		12:28:33.149
7 -	53.857	29.758	1:23.615 (2)	85.20	0.163	12:29:56.764

P2 60 J Lennon DOCHERTY		Kawasaki NINJA 400 - Doc Fit Training				
IDEAL LAP TIME : 1:23.847		BEST LAP TIME : 1:23.906		DIFFERENCE : 0.059		
LAP	SECTOR 1	SECTOR 2	LAP TIME	MPH	DIFF	TIME OF DAY
1 -		29.997	1:28.960	80.08	5.054	12:21:31.433
2 -	54.554	29.740	1:24.294	84.52	0.388	12:22:55.727
3 -	54.974	29.736	1:24.710	84.10	0.804	12:24:20.437
4 -	54.523	29.869	1:24.392	84.42	0.486	12:25:44.829
5 -	54.301	29.649	1:23.950 (2)	84.86	0.044	12:27:08.779
6 -	54.299	29.607	1:23.906 (1)	84.91		12:28:32.685
7 -	54.623	29.548	1:24.171 (3)	84.64	0.265	12:29:56.856

P3 19 J James O'MARA		Kawasaki NINJA 400 - BRP Machining Ltd				
IDEAL LAP TIME : 1:23.657		BEST LAP TIME : 1:23.690		DIFFERENCE : 0.033		
LAP	SECTOR 1	SECTOR 2	LAP TIME	MPH	DIFF	TIME OF DAY
1 -		30.551	1:28.767	80.26	5.077	12:21:31.240
2 -	55.026	29.722	1:24.748	84.06	1.058	12:22:55.988
3 -	54.594	29.751	1:24.345	84.47	0.655	12:24:20.333
4 -	54.984	30.145	1:25.129	83.69	1.439	12:25:45.462
5 -	54.125	29.565	1:23.690 (1)	85.13		12:27:09.152
6 -	54.159	29.562	1:23.721 (2)	85.09	0.031	12:28:32.873
7 -	54.712	29.532	1:24.244 (3)	84.57	0.554	12:29:57.117

P4 131 J Dylan MELLOR		Kawasaki NINJA 300 - BDS Motorcycles				
IDEAL LAP TIME : 1:23.645		BEST LAP TIME : 1:23.836		DIFFERENCE : 0.191		
LAP	SECTOR 1	SECTOR 2	LAP TIME	MPH	DIFF	TIME OF DAY
1 -		30.472	1:28.388	80.60	4.552	12:21:30.861
2 -	54.756	30.681	1:25.437	83.39	1.601	12:22:56.298
3 -	54.574	29.743	1:24.317 (3)	84.49	0.481	12:24:20.615
4 -	54.158	30.213	1:24.371	84.44	0.535	12:25:44.986
5 -	54.377	29.616	1:23.993 (2)	84.82	0.157	12:27:08.979
6 -	54.371	30.044	1:24.415	84.40	0.579	12:28:33.394
7 -	54.029	29.807	1:23.836 (1)	84.98		12:29:57.230

P5 35 J Zack WESTON		Kawasaki NINJA 400 - NW Racing				
IDEAL LAP TIME : 1:23.658		BEST LAP TIME : 1:23.912		DIFFERENCE : 0.254		
LAP	SECTOR 1	SECTOR 2	LAP TIME	MPH	DIFF	TIME OF DAY
1 -		30.066	1:27.906	81.04	3.994	12:21:30.379
2 -	54.710	30.301	1:25.011	83.80	1.099	12:22:55.390
3 -	54.807	29.736	1:24.543	84.27	0.631	12:24:19.933
4 -	54.775	29.716	1:24.491 (3)	84.32	0.579	12:25:44.424
5 -	54.914	30.159	1:25.073	83.74	1.161	12:27:09.497
6 -	54.049	29.935	1:23.984 (2)	84.83	0.072	12:28:33.481
7 -	54.303	29.609	1:23.912 (1)	84.90		12:29:57.393

BMCRC - MRO Championships 2022 - Rnd 8 @ Donington Park National

ACU Team Green Junior Cup & Senior 300

RACE 3 - SECTOR ANALYSIS



SECTOR 1 = FL to I1, SECTOR 2 = I1 to FL, DIFF = Difference To Personal Best Lap, P = Crossed Finish Line in Pit Lane, D = Time Disallowed

P6		311 J		Nathan-Ellis WARD		Kawasaki NINJA 300 - Zipped up racing	
IDEAL LAP TIME : 1:23.429		BEST LAP TIME : 1:23.923		DIFFERENCE : 0.494			
LAP	SECTOR 1	SECTOR 2	LAP TIME	MPH	DIFF	TIME OF DAY	
1 -		30.802	1:29.953	79.20	6.030	12:21:32.426	
2 -	54.849	30.094	1:24.943	83.87	1.020	12:22:57.369	
3 -	54.192	30.366	1:24.558	84.25	0.635	12:24:21.927	
4 -	54.759	29.440	1:24.199 (2)	84.61	0.276	12:25:46.126	
5 -	53.989	30.645	1:24.634	84.18	0.711	12:27:10.760	
6 -	54.920	29.508	1:24.428 (3)	84.38	0.505	12:28:35.188	
7 -	54.261	29.662	1:23.923 (1)	84.89		12:29:59.111	

P7		95 J		Greg MARSHALL		Kawasaki NINJA 300 - Mum & Dad; HEL Performance	
IDEAL LAP TIME : 1:23.463		BEST LAP TIME : 1:24.225		DIFFERENCE : 0.762			
LAP	SECTOR 1	SECTOR 2	LAP TIME	MPH	DIFF	TIME OF DAY	
1 -		30.730	1:29.546	79.56	5.321	12:21:32.019	
2 -	54.667	30.163	1:24.830	83.98	0.605	12:22:56.849	
3 -	54.446	30.361	1:24.807	84.01	0.582	12:24:21.656	
4 -	54.474	29.751	1:24.225 (1)	84.59		12:25:45.881	
5 -	53.754	31.011	1:24.765	84.05	0.540	12:27:10.646	
6 -	54.683	29.709	1:24.392 (2)	84.42	0.167	12:28:35.038	
7 -	54.322	30.099	1:24.421 (3)	84.39	0.196	12:29:59.459	

P8		777 J		Maximus HARDY		Kawasaki NINJA 400 - DAD	
IDEAL LAP TIME : 1:23.677		BEST LAP TIME : 1:24.109		DIFFERENCE : 0.432			
LAP	SECTOR 1	SECTOR 2	LAP TIME	MPH	DIFF	TIME OF DAY	
1 -		30.141	1:28.256	80.72	4.147	12:21:30.729	
2 -	55.895	30.012	1:25.907	82.93	1.798	12:22:56.636	
3 -	54.380	29.757	1:24.137 (2)	84.67	0.028	12:24:20.773	
4 -	54.545	30.470	1:25.015	83.80	0.906	12:25:45.788	
5 -	54.077	30.880	1:24.957	83.86	0.848	12:27:10.745	
6 -	55.012	29.600	1:24.612 (3)	84.20	0.503	12:28:35.357	
7 -	54.235	29.874	1:24.109 (1)	84.70		12:29:59.466	

P9		125 J		Ben JOLLIFFE		Kawasaki NINJA 400 -	
IDEAL LAP TIME : 1:23.651		BEST LAP TIME : 1:23.741		DIFFERENCE : 0.090			
LAP	SECTOR 1	SECTOR 2	LAP TIME	MPH	DIFF	TIME OF DAY	
1 -		30.504	1:29.923	79.23	6.182	12:21:32.396	
2 -	54.430	30.561	1:24.991	83.82	1.250	12:22:57.387	
3 -	54.408	30.240	1:24.648 (3)	84.16	0.907	12:24:22.035	
4 -	54.884	29.966	1:24.850	83.96	1.109	12:25:46.885	
5 -	53.776	30.097	1:23.873 (2)	84.94	0.132	12:27:10.758	
6 -	55.079	30.045	1:25.124	83.69	1.383	12:28:35.882	
7 -	53.866	29.875	1:23.741 (1)	85.07		12:29:59.623	

P10		8 S		Phil ATKINSON		Kawasaki NINJA 400 - ROSE MOT/Q Oil Treatments	
IDEAL LAP TIME : 1:23.861		BEST LAP TIME : 1:23.861		DIFFERENCE : 0.000			
LAP	SECTOR 1	SECTOR 2	LAP TIME	MPH	DIFF	TIME OF DAY	
1 -		30.494	1:29.268	79.81	5.407	12:21:31.741	
2 -	54.578	30.401	1:24.979	83.84	1.118	12:22:56.720	
3 -	54.411	30.440	1:24.851	83.96	0.990	12:24:21.571	
4 -	54.728	29.964	1:24.692 (3)	84.12	0.831	12:25:46.263	
5 -	54.158	30.453	1:24.611 (2)	84.20	0.750	12:27:10.874	
6 -	55.088	30.059	1:25.147	83.67	1.286	12:28:36.021	
7 -	54.090	29.771	1:23.861 (1)	84.95		12:29:59.882	

BMCRC - MRO Championships 2022 - Rnd 8 @ Donington Park National

ACU Team Green Junior Cup & Senior 300

RACE 3 - SECTOR ANALYSIS



SECTOR 1 = FL to I1, SECTOR 2 = I1 to FL, DIFF = Difference To Personal Best Lap, P = Crossed Finish Line in Pit Lane, D = Time Disallowed

P11 34 J		Oliver ARBON		Kawasaki NINJA 400 - tt plumbing and heating			
IDEAL LAP TIME : 1:25.806		BEST LAP TIME : 1:25.806		DIFFERENCE : 0.000			
LAP	SECTOR 1	SECTOR 2	LAP TIME	MPH	DIFF	TIME OF DAY	
1 -		30.680	1:31.517	77.85	5.711	12:21:33.990	
2 -	56.797	31.120	1:27.917	81.03	2.111	12:23:01.907	
3 -	56.877	30.631	1:27.508	81.41	1.702	12:24:29.415	
4 -	56.355	30.843	1:27.198	81.70	1.392	12:25:56.613	
5 -	55.554	30.252	1:25.806 (1)	83.03		12:27:22.419	
6 -	55.758	30.271	1:26.029 (2)	82.81	0.223	12:28:48.448	
7 -	56.060	30.610	1:26.670 (3)	82.20	0.864	12:30:15.118	

P12 27 J		Felix DORLING		Kawasaki NINJA 400 - Kernow Controls			
IDEAL LAP TIME : 1:25.802		BEST LAP TIME : 1:25.802		DIFFERENCE : 0.000			
LAP	SECTOR 1	SECTOR 2	LAP TIME	MPH	DIFF	TIME OF DAY	
1 -		31.005	1:32.681	76.87	6.879	12:21:35.154	
2 -	56.329	31.436	1:27.765	81.17	1.963	12:23:02.919	
3 -	56.253	30.553	1:26.806	82.07	1.004	12:24:29.725	
4 -	55.457	30.621	1:26.078 (2)	82.76	0.276	12:25:55.803	
5 -	55.386	30.416	1:25.802 (1)	83.03		12:27:21.605	
6 -	56.065	30.735	1:26.800 (3)	82.08	0.998	12:28:48.405	
7 -	56.342	30.476	1:26.818	82.06	1.016	12:30:15.223	

P13 91 J		Sam HIRST		Kawasaki NINJA - Valley Racing			
IDEAL LAP TIME : 1:26.085		BEST LAP TIME : 1:26.494		DIFFERENCE : 0.409			
LAP	SECTOR 1	SECTOR 2	LAP TIME	MPH	DIFF	TIME OF DAY	
1 -		30.981	1:32.924	76.67	6.430	12:21:35.397	
2 -	55.792	30.820	1:26.612	82.25	0.118	12:23:02.009	
3 -	56.001	30.601	1:26.602	82.26	0.108	12:24:28.611	
4 -	55.890	30.604	1:26.494 (1)	82.37		12:25:55.105	
5 -	55.703	30.839	1:26.542 (3)	82.32	0.048	12:27:21.647	
6 -	56.277	30.893	1:27.170	81.73	0.676	12:28:48.817	
7 -	56.134	30.382	1:26.516 (2)	82.35	0.022	12:30:15.333	

P14 77 J		Joe WHITE		Kawasaki NINJA 400 - Just In Graphics /MZ CONTRACTS/ Silver			
IDEAL LAP TIME : 1:25.958		BEST LAP TIME : 1:26.262		DIFFERENCE : 0.304			
LAP	SECTOR 1	SECTOR 2	LAP TIME	MPH	DIFF	TIME OF DAY	
1 -		30.550	1:31.196	78.12	4.934	12:21:33.669	
2 -	56.059	30.617	1:26.676 (3)	82.19	0.414	12:23:00.345	
3 -	56.045	30.523	1:26.568 (2)	82.30	0.306	12:24:26.913	
4 -	57.565	31.363	1:28.928	80.11	2.666	12:25:55.841	
5 -	56.046	30.216	1:26.262 (1)	82.59		12:27:22.103	
6 -	56.801	29.913	1:26.714	82.16	0.452	12:28:48.817	
7 -	56.311	30.415	1:26.726	82.15	0.464	12:30:15.543	

P15 20 J		Jack MUIR		Kawasaki 400 NINJA -			
IDEAL LAP TIME : 1:26.146		BEST LAP TIME : 1:26.146		DIFFERENCE : 0.000			
LAP	SECTOR 1	SECTOR 2	LAP TIME	MPH	DIFF	TIME OF DAY	
1 -		30.606	1:31.965	77.47	5.819	12:21:34.438	
2 -	56.553	31.215	1:27.768	81.17	1.622	12:23:02.206	
3 -	56.988	30.833	1:27.821	81.12	1.675	12:24:30.027	
4 -	55.970	30.776	1:26.746	82.13	0.600	12:25:56.773	
5 -	55.950	30.196	1:26.146 (1)	82.70		12:27:22.919	
6 -	56.176	30.298	1:26.474 (3)	82.39	0.328	12:28:49.393	
7 -	55.990	30.225	1:26.215 (2)	82.63	0.069	12:30:15.608	

BMCRC - MRO Championships 2022 - Rnd 8 @ Donington Park National

ACU Team Green Junior Cup & Senior 300

RACE 3 - SECTOR ANALYSIS



SECTOR 1 = FL to I1, SECTOR 2 = I1 to FL, DIFF = Difference To Personal Best Lap, P = Crossed Finish Line in Pit Lane, D = Time Disallowed

P16		31 J		Robbie PARK		Kawasaki NINJA - Mom	
IDEAL LAP TIME : 1:25.582		BEST LAP TIME : 1:25.744		DIFFERENCE : 0.162			
LAP	SECTOR 1	SECTOR 2	LAP TIME	MPH	DIFF	TIME OF DAY	
1 -		30.996	1:32.049	77.40	6.305	12:21:34.522	
2 -	56.985	31.176	1:28.161	80.81	2.417	12:23:02.683	
3 -	56.184	31.116	1:27.300	81.61	1.556	12:24:29.983	
4 -	56.034	30.953	1:26.987 (3)	81.90	1.243	12:25:56.970	
5 -	55.370	30.710	1:26.080 (2)	82.76	0.336	12:27:23.050	
6 -	56.133	30.862	1:26.995	81.89	1.251	12:28:50.045	
7 -	55.532	30.212	1:25.744 (1)	83.09		12:30:15.789	

P17		0 S		Konrad BREESE		Kawasaki NINJA 400 - STIHL Racing	
IDEAL LAP TIME : 1:25.676		BEST LAP TIME : 1:25.751		DIFFERENCE : 0.075			
LAP	SECTOR 1	SECTOR 2	LAP TIME	MPH	DIFF	TIME OF DAY	
1 -		31.035	1:34.689	75.24	8.938	12:21:37.162	
2 -	56.515	30.544	1:27.059	81.83	1.308	12:23:04.221	
3 -	56.141	30.239	1:26.380 (3)	82.48	0.629	12:24:30.601	
4 -	55.670	31.247	1:26.917	81.97	1.166	12:25:57.518	
5 -	55.823	30.014	1:25.837 (2)	83.00	0.086	12:27:23.355	
6 -	56.156	30.635	1:26.791	82.08	1.040	12:28:50.146	
7 -	55.662	30.089	1:25.751 (1)	83.08		12:30:15.897	

P18		67 J		Iwan JONES		Kawasaki NINJA 300 - Danosh Services Ltd	
IDEAL LAP TIME : 1:25.681		BEST LAP TIME : 1:25.681		DIFFERENCE : 0.000			
LAP	SECTOR 1	SECTOR 2	LAP TIME	MPH	DIFF	TIME OF DAY	
1 -		30.718	1:32.313	77.17	6.632	12:21:34.786	
2 -	56.546	31.453	1:27.999	80.96	2.318	12:23:02.785	
3 -	56.837	30.586	1:27.423	81.49	1.742	12:24:30.208	
4 -	56.470	30.845	1:27.315	81.59	1.634	12:25:57.523	
5 -	55.498	30.183	1:25.681 (1)	83.15		12:27:26.204	
6 -	56.098	30.881	1:26.979 (3)	81.91	1.298	12:28:50.183	
7 -	55.755	30.454	1:26.209 (2)	82.64	0.528	12:30:16.392	

P19		18 J		George HIGGINS		Kawasaki NINJA 400 - Aztec Racing	
IDEAL LAP TIME : 1:27.051		BEST LAP TIME : 1:27.051		DIFFERENCE : 0.000			
LAP	SECTOR 1	SECTOR 2	LAP TIME	MPH	DIFF	TIME OF DAY	
1 -		31.154	1:34.158	75.66	7.107	12:21:36.631	
2 -	56.853	31.106	1:27.959	80.99	0.908	12:23:04.590	
3 -	56.273	30.815	1:27.088 (2)	81.80	0.037	12:24:31.678	
4 -	56.654	31.074	1:27.728	81.21	0.677	12:25:59.406	
5 -	56.269	30.782	1:27.051 (1)	81.84		12:27:26.457	
6 -	56.853	31.049	1:27.902	81.05	0.851	12:28:54.359	
7 -	56.438	30.978	1:27.416 (3)	81.50	0.365	12:30:21.775	

P20		66 S		Mark SMITH		Kawasaki NINJA 300 - IMP RACING	
IDEAL LAP TIME : 1:27.246		BEST LAP TIME : 1:27.441		DIFFERENCE : 0.195			
LAP	SECTOR 1	SECTOR 2	LAP TIME	MPH	DIFF	TIME OF DAY	
1 -		31.447	1:33.631	76.09	6.190	12:21:36.104	
2 -	56.741	30.955	1:27.696	81.24	0.255	12:23:03.800	
3 -	56.291	31.320	1:27.611 (3)	81.32	0.170	12:24:31.411	
4 -	57.156	31.026	1:28.182	80.79	0.741	12:25:59.593	
5 -	56.361	31.080	1:27.441 (1)	81.47		12:27:27.034	
6 -	56.484	31.091	1:27.575 (2)	81.35	0.134	12:28:54.609	
7 -	56.394	31.280	1:27.674	81.26	0.233	12:30:22.283	

BMCRC - MRO Championships 2022 - Rnd 8 @ Donington Park National

ACU Team Green Junior Cup & Senior 300

RACE 3 - SECTOR ANALYSIS



SECTOR 1 = FL to I1, SECTOR 2 = I1 to FL, DIFF = Difference To Personal Best Lap, P = Crossed Finish Line in Pit Lane, D = Time Disallowed

P21 44 J Sam GREEN		Kawasaki NINJA 300 -				
IDEAL LAP TIME : 1:27.366		BEST LAP TIME : 1:27.407				
		DIFFERENCE : 0.041				
LAP	SECTOR 1	SECTOR 2	LAP TIME	MPH	DIFF	TIME OF DAY
1 -		31.441	1:34.827	75.13	7.420	12:21:37.300
2 -	56.864	30.920	1:27.784 (3)	81.16	0.377	12:23:05.084
3 -	56.492	30.915	1:27.407 (1)	81.51		12:24:32.491
4 -	56.976	31.552	1:28.528	80.47	1.121	12:26:01.019
5 -	56.709	31.183	1:27.892	81.06	0.485	12:27:28.911
6 -	57.007	30.874	1:27.881	81.07	0.474	12:28:56.792
7 -	56.545	31.233	1:27.778 (2)	81.16	0.371	12:30:24.570

P22 99 S Elizabeth CLEAVER		Kawasaki NINJA 300 -				
IDEAL LAP TIME : 1:26.982		BEST LAP TIME : 1:27.146				
		DIFFERENCE : 0.164				
LAP	SECTOR 1	SECTOR 2	LAP TIME	MPH	DIFF	TIME OF DAY
1 -		31.349	1:36.195	74.06	9.049	12:21:38.668
2 -	56.728	31.147	1:27.875	81.07	0.729	12:23:06.543
3 -	56.643	30.886	1:27.529 (3)	81.39	0.383	12:24:34.072
4 -	56.168	31.294	1:27.462 (2)	81.45	0.316	12:26:01.534
5 -	56.862	30.814	1:27.676	81.26	0.530	12:27:29.210
6 -	57.422	30.839	1:28.261	80.72	1.115	12:28:57.471
7 -	56.276	30.870	1:27.146 (1)	81.75		12:30:24.617

P23 58 J Matthew WOOD		Kawasaki NINJA 300 - Pull the Pin Racing				
IDEAL LAP TIME : 1:27.039		BEST LAP TIME : 1:27.148				
		DIFFERENCE : 0.109				
LAP	SECTOR 1	SECTOR 2	LAP TIME	MPH	DIFF	TIME OF DAY
1 -		31.056	1:35.162	74.86	8.014	12:21:37.635
2 -	57.065	30.830	1:27.895 (3)	81.05	0.747	12:23:05.530
3 -	56.371	30.777	1:27.148 (1)	81.75		12:24:32.678
4 -	56.728	31.800	1:28.528	80.47	1.380	12:26:01.206
5 -	56.719	30.668	1:27.387 (2)	81.52	0.239	12:27:28.593
6 -	57.521	30.796	1:28.317	80.67	1.169	12:28:56.910
7 -	56.472	31.467	1:27.939	81.01	0.791	12:30:24.849

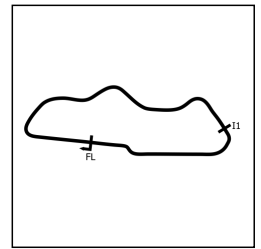
P24 10 S Mike BRUNSDON		Kawasaki NINJA 400 - CF Fairford				
IDEAL LAP TIME : 1:26.773		BEST LAP TIME : 1:27.218				
		DIFFERENCE : 0.445				
LAP	SECTOR 1	SECTOR 2	LAP TIME	MPH	DIFF	TIME OF DAY
1 -		31.075	1:33.959	75.82	6.741	12:21:36.432
2 -	57.427	30.634	1:28.061	80.90	0.843	12:23:04.493
3 -	56.623	31.426	1:28.049 (3)	80.91	0.831	12:24:32.542
4 -	57.268	31.825	1:29.093	79.96	1.875	12:26:01.635
5 -	56.880	30.865	1:27.745 (2)	81.19	0.527	12:27:29.380
6 -	57.476	31.035	1:28.511	80.49	1.293	12:28:57.891
7 -	56.139	31.079	1:27.218 (1)	81.68		12:30:25.109

P25 70 S Justin WHITE		Kawasaki NINJA 400 - Just In Graphics				
IDEAL LAP TIME : 1:28.523		BEST LAP TIME : 1:28.680				
		DIFFERENCE : 0.157				
LAP	SECTOR 1	SECTOR 2	LAP TIME	MPH	DIFF	TIME OF DAY
1 -		31.608	1:35.938	74.26	7.258	12:21:38.411
2 -	57.443	31.294	1:28.737 (2)	80.28	0.057	12:23:07.148
3 -	57.502	31.269	1:28.771 (3)	80.25	0.091	12:24:35.919
4 -	57.894	31.247	1:29.141	79.92	0.461	12:26:05.060
5 -	57.520	31.597	1:29.117	79.94	0.437	12:27:34.177
6 -	57.600	31.080	1:28.680 (1)	80.34		12:29:02.857
7 -	57.715	31.569	1:29.284	79.79	0.604	12:30:32.141

BMCRC - MRO Championships 2022 - Rnd 8 @ Donington Park National

ACU Team Green Junior Cup & Senior 300

RACE 3 - SECTOR ANALYSIS



SECTOR 1 = FL to I1, SECTOR 2 = I1 to FL, DIFF = Difference To Personal Best Lap, P = Crossed Finish Line in Pit Lane, D = Time Disallowed

P26 62 S		Nicholas BETTRIDGE		Kawasaki NINJA - Weald builders		
IDEAL LAP TIME : 1:28.324		BEST LAP TIME : 1:28.324		DIFFERENCE : 0.000		
LAP	SECTOR 1	SECTOR 2	LAP TIME	MPH	DIFF	TIME OF DAY
1 -		31.584	1:36.084	74.15	7.760	12:21:38.557
2 -	57.005	31.319	1:28.324 (1)	80.66		12:23:06.881
3 -	57.551	31.347	1:28.898 (2)	80.14	0.574	12:24:35.779
4 -	58.170	32.408	1:30.578	78.65	2.254	12:26:06.357
5 -	57.971	31.424	1:29.395	79.69	1.071	12:27:35.752
6 -	57.752	31.602	1:29.354 (3)	79.73	1.030	12:29:05.106
7 -	58.099	31.435	1:29.534	79.57	1.210	12:30:34.640

P27 191 J		Craig DANCE		Kawasaki NINJA 300 - 2 brothers scaffolding		
IDEAL LAP TIME : 1:29.013		BEST LAP TIME : 1:29.013		DIFFERENCE : 0.000		
LAP	SECTOR 1	SECTOR 2	LAP TIME	MPH	DIFF	TIME OF DAY
1 -		31.954	1:39.678	71.47	10.665	12:21:42.151
2 -	58.107	32.024	1:30.131	79.04	1.118	12:23:12.282
3 -	58.762	31.667	1:30.429	78.78	1.416	12:24:42.711
4 -	57.901	31.557	1:29.458 (3)	79.64	0.445	12:26:12.169
5 -	57.844	31.668	1:29.512	79.59	0.499	12:27:41.681
6 -	57.847	31.327	1:29.174 (2)	79.89	0.161	12:29:10.855
7 -	57.747	31.266	1:29.013 (1)	80.04		12:30:39.868

P28 400 S		Stuart THURTLÉ		Kawasaki NINJA 400 - TeamTortoise Racing		
IDEAL LAP TIME : 1:28.242		BEST LAP TIME : 1:28.290		DIFFERENCE : 0.048		
LAP	SECTOR 1	SECTOR 2	LAP TIME	MPH	DIFF	TIME OF DAY
1 -		31.823	1:36.832	73.57	8.542	12:21:39.305
2 -	57.347	31.320	1:28.667 (2)	80.35	0.377	12:23:07.972
3 -	57.302	30.988	1:28.290 (1)	80.69		12:24:36.262
4 -	57.852	31.436	1:29.288 (3)	79.79	0.998	12:26:05.550
5 -	57.254	42.893	1:40.147	71.14	11.857	12:27:45.697
6 -	57.944	31.497	1:29.441	79.65	1.151	12:29:15.138
7 -	57.800	31.791	1:29.591	79.52	1.301	12:30:44.729

P29 333 S		Mark STUBBERFIELD		Kawasaki NINJA 300 - Polished concrete London		
IDEAL LAP TIME : 1:31.308		BEST LAP TIME : 1:31.552		DIFFERENCE : 0.244		
LAP	SECTOR 1	SECTOR 2	LAP TIME	MPH	DIFF	TIME OF DAY
1 -			1:38.190	72.55	6.638	12:21:40.663
2 -	59.384	32.336	1:31.720 (3)	77.67	0.168	12:23:12.383
3 -			1:31.742	77.65	0.190	12:24:44.125
4 -	59.279	32.388	1:31.667 (2)	77.72	0.115	12:26:15.792
5 -	1:00.193	32.717	1:32.910	76.68	1.358	12:27:48.702
6 -	59.523	32.029	1:31.552 (1)	77.82		12:29:20.254
7 -			1:31.766	77.63	0.214	12:30:52.020

P30 4 S		Nigel FRANKLIN		Kawasaki NINJA - Jane Franklin		
IDEAL LAP TIME : 1:33.673		BEST LAP TIME : 1:33.859		DIFFERENCE : 0.186		
LAP	SECTOR 1	SECTOR 2	LAP TIME	MPH	DIFF	TIME OF DAY
1 -		33.260	1:43.336	68.94	9.477	12:21:45.809
2 -	1:02.221	33.232	1:35.453	74.64	1.594	12:23:21.262
3 -	1:01.108	33.014	1:34.122 (3)	75.69	0.263	12:24:55.384
4 -	1:01.139	33.200	1:34.339	75.52	0.480	12:26:29.723
5 -	1:01.199	32.911	1:34.110 (2)	75.70	0.251	12:28:03.833
6 -	1:01.314	33.032	1:34.346	75.51	0.487	12:29:38.179
7 -	1:01.294	32.565	1:33.859 (1)	75.90		12:31:12.038

BMCRC - MRO Championships 2022 - Rnd 8 @ Donington Park National

ACU Team Green Junior Cup & Senior 300

RACE 3 - SECTOR ANALYSIS



SECTOR 1 = FL to I1, SECTOR 2 = I1 to FL, DIFF = Difference To Personal Best Lap, P = Crossed Finish Line in Pit Lane, D = Time Disallowed

P31 73 S		Jemma HANNAFORD		Kawasaki NINJA 300 -		
IDEAL LAP TIME : 1:33.171		BEST LAP TIME : 1:33.725		DIFFERENCE : 0.554		
LAP	SECTOR 1	SECTOR 2	LAP TIME	MPH	DIFF	TIME OF DAY
1 -		34.171	1:45.720	67.39	11.995	12:21:48.193
2 -	1:03.526	34.821	1:38.347	72.44	4.622	12:23:26.540
3 -	1:02.592	33.334	1:35.926	74.27	2.201	12:25:02.466
4 -	1:00.164	33.681	1:33.845 (2)	75.91	0.120	12:26:36.311
5 -	1:02.052	33.856	1:35.908	74.28	2.183	12:28:12.219
6 -	1:02.035	33.635	1:35.670 (3)	74.47	1.945	12:29:47.889
7 -	1:00.718	33.007	1:33.725 (1)	76.01		12:31:21.614

P32 33 J		Patrick KLINGE		Kawasaki NINJA 300 -		
IDEAL LAP TIME : 1:34.608		BEST LAP TIME : 1:34.709		DIFFERENCE : 0.101		
LAP	SECTOR 1	SECTOR 2	LAP TIME	MPH	DIFF	TIME OF DAY
1 -		33.925	1:45.308	67.65	10.599	12:21:47.781
2 -	1:03.613	34.018	1:37.631	72.97	2.922	12:23:25.412
3 -	1:02.204	33.438	1:35.642	74.49	0.933	12:25:01.054
4 -	1:01.338	33.413	1:34.751 (2)	75.19	0.042	12:26:35.805
5 -	1:01.216	33.493	1:34.709 (1)	75.22		12:28:10.514
6 -	1:01.312	33.444	1:34.756 (3)	75.18	0.047	12:29:45.270
7 -	1:03.090	33.392	1:36.482	73.84	1.773	12:31:21.752

P33 97 J		Ben PLATT		Kawasaki NINJA 400 - adss ltd		
IDEAL LAP TIME : 1:35.202		BEST LAP TIME : 1:35.737		DIFFERENCE : 0.535		
LAP	SECTOR 1	SECTOR 2	LAP TIME	MPH	DIFF	TIME OF DAY
1 -		33.641	1:42.284	69.65	6.547	12:21:44.757
2 -	1:04.261	34.081	1:38.342	72.44	2.605	12:23:23.099
3 -	1:02.983	33.701	1:36.684	73.68	0.947	12:24:59.783
4 -	1:02.111	33.626	1:35.737 (1)	74.41		12:26:35.520
5 -	1:02.618	33.353	1:35.971 (2)	74.23	0.234	12:28:11.491
6 -	1:02.604	33.542	1:36.146	74.10	0.409	12:29:47.637
7 -	1:03.032	33.091	1:36.123 (3)	74.12	0.386	12:31:23.760

P34 14 J		Maryann McCARTNEY		Kawasaki NINJA 300 - McCartney Racing		
IDEAL LAP TIME : 1:33.958		BEST LAP TIME : 1:33.958		DIFFERENCE : 0.000		
LAP	SECTOR 1	SECTOR 2	LAP TIME	MPH	DIFF	TIME OF DAY
1 -		34.228	1:46.297	67.02	12.339	12:21:48.770
2 -	1:03.432	35.087	1:38.519	72.31	4.561	12:23:27.289
3 -	1:02.788	33.777	1:36.565	73.78	2.607	12:25:03.854
4 -	1:02.539	33.713	1:36.252 (2)	74.02	2.294	12:26:40.106
5 -	1:02.930	35.044	1:37.974	72.71	4.016	12:28:18.080
6 -	1:03.136	33.254	1:36.390 (3)	73.91	2.432	12:29:54.470
7 -	1:01.151	32.807	1:33.958 (1)	75.82		12:31:28.428

P35 50 J		Jay YELDHAM		Kawasaki NINJA 400 - WKD Installations		
IDEAL LAP TIME : 1:36.373		BEST LAP TIME : 1:36.374		DIFFERENCE : 0.001		
LAP	SECTOR 1	SECTOR 2	LAP TIME	MPH	DIFF	TIME OF DAY
1 -		34.237	1:45.217	67.71	8.843	12:21:47.690
2 -	1:03.894	34.863	1:38.757	72.14	2.383	12:23:26.447
3 -	1:03.105	33.905	1:37.010 (3)	73.44	0.636	12:25:03.457
4 -	1:02.583	33.799	1:36.382 (2)	73.92	0.008	12:26:39.839
5 -	1:02.939	34.746	1:37.685	72.93	1.311	12:28:17.524
6 -	1:03.254	34.144	1:37.398	73.14	1.024	12:29:54.922
7 -	1:02.574	33.800	1:36.374 (1)	73.92		12:31:31.296

BMCRC - MRO Championships 2022 - Rnd 8 @ Donington Park National

ACU Team Green Junior Cup & Senior 300

RACE 3 - SECTOR ANALYSIS



SECTOR 1 = FL to I1, SECTOR 2 = I1 to FL, DIFF = Difference To Personal Best Lap, P = Crossed Finish Line in Pit Lane, D = Time Disallowed

P36 156 S		Jack WOLFF		Kawasaki NINJA 300 -			
IDEAL LAP TIME : 1:26.612		BEST LAP TIME : 1:26.612		DIFFERENCE : 0.000			
LAP	SECTOR 1	SECTOR 2	LAP TIME	MPH	DIFF	TIME OF DAY	
1 -		30.923	1:33.040	76.57	6.428	12:21:35.513	
2 -	56.215	31.331	1:27.546 (2)	81.38	0.934	12:23:03.059	
3 -	56.670	31.360	1:28.030 (3)	80.93	1.418	12:24:31.089	
4 -	55.871	30.741	1:26.612 (1)	82.25		12:25:57.701	

BMCRC - MRO Championships 2022 - Rnd 8 @ Donington Park National

ACU Team Green Junior Cup & Senior 300

RACE 3 - BEST SECTORS

SECTOR 1			SECTOR 2			IDEAL / BEST COMPARISON						
POS	NO	NAME	TIME	NO	NAME	TIME	POS	NO	NAME	IDEAL	BEST	DIFF
									PERFECT LAP	1:23.194		
1	95	MARSHALL	53.754	311	WARD	29.440	1	72	MUNSON	1:23.405	1:23.452	0.047
2	125	JOLLIFFE	53.776	19	O'MARA	29.532	2	311	WARD	1:23.429	1:23.923	0.494
3	72	MUNSON	53.857	72	MUNSON	29.548	3	95	MARSHALL	1:23.463	1:24.225	0.762
4	311	WARD	53.989	60	DOCHERTY	29.548	4	131	MELLOR	1:23.645	1:23.836	0.191
5	131	MELLOR	54.029	777	HARDY	29.600	5	125	JOLLIFFE	1:23.651	1:23.741	0.090
6	35	WESTON	54.049	35	WESTON	29.609	6	19	O'MARA	1:23.657	1:23.690	0.033
7	777	HARDY	54.077	131	MELLOR	29.616	7	35	WESTON	1:23.658	1:23.912	0.254
8	8	ATKINSON	54.090	95	MARSHALL	29.709	8	777	HARDY	1:23.677	1:24.109	0.432
9	19	O'MARA	54.125	8	ATKINSON	29.771	9	60	DOCHERTY	1:23.847	1:23.906	0.059
10	60	DOCHERTY	54.299	125	JOLLIFFE	29.875	10	8	ATKINSON	1:23.861	1:23.861	0.000
11	31	PARK	55.370	77	WHITE	29.913	11	31	PARK	1:25.582	1:25.744	0.162
12	27	DORLING	55.386	0	BREESE	30.014	12	0	BREESE	1:25.676	1:25.751	0.075
13	67	JONES	55.498	67	JONES	30.183	13	67	JONES	1:25.681	1:25.681	0.000
14	34	ARBON	55.554	20	MUIR	30.196	14	27	DORLING	1:25.802	1:25.802	0.000
15	0	BREESE	55.662	31	PARK	30.212	15	34	ARBON	1:25.806	1:25.806	0.000
16	91	HIRST	55.703	34	ARBON	30.252	16	77	WHITE	1:25.958	1:26.262	0.304
17	156	WOLFF	55.871	91	HIRST	30.382	17	91	HIRST	1:26.085	1:26.494	0.409
18	20	MUIR	55.950	27	DORLING	30.416	18	20	MUIR	1:26.146	1:26.146	0.000
19	77	WHITE	56.045	10	BRUNSDON	30.634	19	156	WOLFF	1:26.612	1:26.612	0.000
20	10	BRUNSDON	56.139	58	WOOD	30.668	20	10	BRUNSDON	1:26.773	1:27.218	0.445
21	99	CLEAVER	56.168	156	WOLFF	30.741	21	99	CLEAVER	1:26.982	1:27.146	0.164
22	18	HIGGINS	56.269	18	HIGGINS	30.782	22	58	WOOD	1:27.039	1:27.148	0.109
23	66	SMITH	56.291	99	CLEAVER	30.814	23	18	HIGGINS	1:27.051	1:27.051	0.000
24	58	WOOD	56.371	44	GREEN	30.874	24	66	SMITH	1:27.246	1:27.441	0.195
25	44	GREEN	56.492	66	SMITH	30.955	25	44	GREEN	1:27.366	1:27.407	0.041
26	62	BETTRIDGE	57.005	400	THURTL	30.988	26	400	THURTL	1:28.242	1:28.290	0.048
27	400	THURTL	57.254	70	WHITE	31.080	27	62	BETTRIDGE	1:28.324	1:28.324	0.000
28	70	WHITE	57.443	191	DANCE	31.266	28	70	WHITE	1:28.523	1:28.680	0.157
29	191	DANCE	57.747	62	BETTRIDGE	31.319	29	191	DANCE	1:29.013	1:29.013	0.000
30	333	STUBBERFIELD	59.279	333	STUBBERFIELD	32.029	30	333	STUBBERFIELD	1:31.308	1:31.552	0.244
31	73	HANNAFORD	1:00.164	4	FRANKLIN	32.565	31	73	HANNAFORD	1:33.171	1:33.725	0.554
32	4	FRANKLIN	1:01.108	14	McCARTNEY	32.807	32	4	FRANKLIN	1:33.673	1:33.859	0.186
33	14	McCARTNEY	1:01.151	73	HANNAFORD	33.007	33	14	McCARTNEY	1:33.958	1:33.958	0.000
34	33	KLINGE	1:01.216	97	PLATT	33.091	34	33	KLINGE	1:34.608	1:34.709	0.101
35	97	PLATT	1:02.111	33	KLINGE	33.392	35	97	PLATT	1:35.202	1:35.737	0.535
36	50	YELDHAM	1:02.574	50	YELDHAM	33.799	36	50	YELDHAM	1:36.373	1:36.374	0.001

BMCRC - MRO Championships 2022 - Rnd 8 @ Donington Park National

ACU Team Green Junior Cup & Senior 300

RACE 3 - STATISTICS

Competitors Started 36
Planned Start 2022-09-03 @ 12:24:00.000
Actual Start 2022-09-03 @ 12:20:02.473
Finish Time 2022-09-03 @ 12:29:56.763
Track Length 1.9790mi.
Total Laps 249
Total Distance Covered 492.7877mi.

Session Fastest Lap History

NO	CL	NAME	LAP TIME	TIME OF DAY	LAP	VEHICLE
35	J	Zack WESTON	1:25.011	12:22:55.409	2	Kawasaki NINJA 400
60	J	Lennon DOCHERTY	1:24.294	12:22:55.731	2	Kawasaki NINJA 400
72	J	Sam MUNSON	1:24.220	12:22:56.325	2	Kawasaki NINJA
777	J	Maximus HARDY	1:24.137	12:24:20.780	3	Kawasaki NINJA 400
60	J	Lennon DOCHERTY	1:23.950	12:27:08.783	5	Kawasaki NINJA 400
19	J	James O'MARA	1:23.690	12:27:09.152	5	Kawasaki NINJA 400
72	J	Sam MUNSON	1:23.452	12:28:33.154	6	Kawasaki NINJA

Session Leader History

NO	CL	NAME	FROM LAP	LAPS LED	DISTANCE	VEHICLE
35	J	Zack WESTON	1	4	7.87 miles	Kawasaki NINJA 400
60	J	Lennon DOCHERTY	5	2	3.95 miles	Kawasaki NINJA 400
72	J	Sam MUNSON	7	1	1.97 miles	Kawasaki NINJA

Flag History

TYPE	TIME OF DAY
GREEN	12:20:02.473
FINISH	12:29:56.763

Flag Statistics

TYPE	COUNT	TOTAL LAPS	TOTAL TIME
Green	1	7	12:31.425
Red	0	0	0.000
Safety Car	0	0	0.000
FCY	0	0	0.000

BMCRC - MRO Championships 2022 - Rnd 8 @ Donington Park National

ACU Team Green Junior Cup & Senior 300

RACE 3 - STATISTICS

CLASS : J

24 Starters

Fastest Lap History

NO	NAME	LAP TIME	TIME OF DAY	LAP	VEHICLE
35	Zack WESTON	1:25.011	12:22:55.409	2	Kawasaki NINJA 400
60	Lennon DOCHERTY	1:24.294	12:22:55.731	2	Kawasaki NINJA 400
72	Sam MUNSON	1:24.220	12:22:56.325	2	Kawasaki NINJA
777	Maximus HARDY	1:24.137	12:24:20.780	3	Kawasaki NINJA 400
60	Lennon DOCHERTY	1:23.950	12:27:08.783	5	Kawasaki NINJA 400
19	James O'MARA	1:23.690	12:27:09.152	5	Kawasaki NINJA 400
72	Sam MUNSON	1:23.452	12:28:33.154	6	Kawasaki NINJA

Leader History

NO	NAME	FROM LAP	LAPS LED	DISTANCE	VEHICLE
35	Zack WESTON	1	4	7.87 miles	Kawasaki NINJA 400
60	Lennon DOCHERTY	5	2	3.95 miles	Kawasaki NINJA 400
72	Sam MUNSON	7	1	1.97 miles	Kawasaki NINJA

BMCRC - MRO Championships 2022 - Rnd 8 @ Donington Park National

ACU Team Green Junior Cup & Senior 300

RACE 3 - STATISTICS

CLASS : S

12 Starters

Fastest Lap History

NO	NAME	LAP TIME	TIME OF DAY	LAP	VEHICLE
8	Phil ATKINSON	1:24.979	12:22:56.706	2	Kawasaki NINJA 400
8	Phil ATKINSON	1:24.851	12:24:21.568	3	Kawasaki NINJA 400
8	Phil ATKINSON	1:24.692	12:25:46.260	4	Kawasaki NINJA 400
8	Phil ATKINSON	1:24.611	12:27:10.871	5	Kawasaki NINJA 400
8	Phil ATKINSON	1:23.861	12:29:59.878	7	Kawasaki NINJA 400

Leader History

NO	NAME	FROM LAP	LAPS LED	DISTANCE	VEHICLE
8	Phil ATKINSON	1	7	13.81 miles	Kawasaki NINJA 400

ACU Team Green Junior Cup & Senior 300

RACE 13 - GRID (7 Laps)



ROW 12	36	1:36.374	50 Jay YELDHAM	35	1:35.737	97 Ben PLATT	34	1:34.709	33 Patrick KLINGE
ROW 11		1:33.958	33 14 Maryann McCARTNEY	32	1:33.859	4 Nigel FRANKLIN	31	1:33.725	73 Jemma HANNAFORD
ROW 10	30	1:31.552	333 Mark STUBBERFIELD	29	1:29.013	191 Craig DANCE	28	1:28.680	70 Justin WHITE
ROW 9		1:28.324	27 62 Nicholas BETTRIDGE	26	1:28.290	400 Stuart THURTLÉ	25	1:27.441	66 Mark SMITH
ROW 8	24	1:27.407	44 Sam GREEN	23	1:27.218	10 Mike BRUNSDON	22	1:27.148	58 Matthew WOOD
ROW 7		1:27.146	21 99 Elizabeth CLEAVER	20	1:27.051	18 George HIGGINS	19	1:26.612	156 Jack WOLFF
ROW 6	18	1:26.494	91 Sam HIRST	17	1:26.262	77 Joe WHITE	16	1:26.146	20 Jack MUIR
ROW 5		1:25.806	15 34 Oliver ARBON	14	1:25.802	27 Felix DORLING	13	1:25.751	0 Konrad BREESE
ROW 4	12	1:25.744	31 Robbie PARK	11	1:25.681	67 Iwan JONES	10	1:24.225	95 Greg MARSHALL
ROW 3		1:24.109	9 777 Maximus HARDY	8	1:23.923	311 Nathan-Ellis WARD	7	1:23.912	35 Zack WESTON
ROW 2	6	1:23.906	60 Lennon DOCHERTY	5	1:23.861	8 Phil ATKINSON	4	1:23.836	131 Dylan MELLOR
ROW 1		1:23.741	3 125 Ben JOLLIFFE	2	1:23.690	19 James O'MARA	1	1:23.452	72 Sam MUNSON
Pole									

Donington Park National: 1.9790 miles

These results are provisional until the conclusion of any judicial and technical matters.

Clerk Of Course :	Stewards :	Timekeeper : <i>Craig Smith</i>
-------------------	------------	------------------------------------

Results can be found at www.tsl-timing.com

Printed - 12:34 Saturday, 03 September 2022



ACU Team Green Junior Cup & Senior 300

RACE 13 - CLASSIFICATION

Kawasaki

POS	NO	CL	PIC NAME	ENTRY	LAPS	TIME	GAP	DIFF	MPH	BEST	ON
1	19	J	1 James O'MARA	Kawasaki NINJA 400 - BRP Machining Ltd	7	9:57.129			83.29	1:23.462	7
2	311	J	2 Nathan-Ellis WARD	Kawasaki NINJA 300 - Zipped up racing	7	9:57.712	0.583	0.583	83.21	1:23.371	7
3	131	J	3 Dylan MELLOR	Kawasaki NINJA 300 - BDS Motorcycles	7	9:58.058	0.929	0.346	83.16	1:24.223	7
4	125	J	4 Ben JOLLIFFE	Kawasaki NINJA 400 -	7	9:58.171	1.042	0.113	83.14	1:23.376	7
5	35	J	5 Zack WESTON	Kawasaki NINJA 400 - NW Racing	7	9:58.280	1.151	0.109	83.13	1:23.234	7
6	777	J	6 Maximus HARDY	Kawasaki NINJA 400 - DAD	7	9:58.454	1.325	0.174	83.10	1:23.864	7
7	8	S	1 Phil ATKINSON	Kawasaki NINJA 400 - ROSE MOT/Q Oil Treatments	7	9:58.683	1.554	0.229	83.07	1:24.297	6
8	95	J	7 Greg MARSHALL	Kawasaki NINJA 300 - Mum & Dad; HEL Performanc	7	10:05.542	8.413	6.859	82.13	1:25.181	3
9	60	J	8 Lennon DOCHERTY	Kawasaki NINJA 400 - Doc Fit Training	7	10:07.438	10.309	1.896	81.87	1:24.791	3
10	91	J	9 Sam HIRST	Kawasaki NINJA - Valley Racing	7	10:08.651	11.522	1.213	81.71	1:24.960	6
11	20	J	10 Jack MUIR	Kawasaki 400 NINJA -	7	10:08.721	11.592	0.070	81.70	1:25.309	5
12	34	J	11 Oliver ARBON	Kawasaki NINJA 400 - tt plumbing and heating	7	10:13.165	16.036	4.444	81.11	1:26.233	5
13	31	J	12 Robbie PARK	Kawasaki NINJA - Mom	7	10:13.325	16.196	0.160	81.09	1:26.017	4
14	44	J	13 Sam GREEN	Kawasaki NINJA 300 -	7	10:13.551	16.422	0.226	81.06	1:26.149	6
15	77	J	14 Joe WHITE	Kawasaki NINJA 400 - Just In Graphics /MZ CONTR	7	10:13.635	16.506	0.084	81.05	1:25.374	6
16	0	S	2 Konrad BREESE	Kawasaki NINJA 400 - STIHL Racing	7	10:13.853	16.724	0.218	81.02	1:26.016	6
17	67	J	15 Iwan JONES	Kawasaki NINJA 300 - Danosh Services Ltd	7	10:13.992	16.863	0.139	81.00	1:25.692	6
18	156	S	3 Jack WOLFF	Kawasaki NINJA 300 -	7	10:21.755	24.626	7.763	79.99	1:27.291	4
19	99	S	4 Elizabeth CLEAVER	Kawasaki NINJA 300 -	7	10:24.415	27.286	2.660	79.65	1:27.763	6
20	66	S	5 Mark SMITH	Kawasaki NINJA 300 - IMP RACING	7	10:24.594	27.465	0.179	79.62	1:27.545	2
21	58	J	16 Matthew WOOD	Kawasaki NINJA 300 - Pull the Pin Racing	7	10:24.688	27.559	0.094	79.61	1:27.814	5
22	18	J	17 George HIGGINS	Kawasaki NINJA 400 - Aztec Racing	7	10:29.443	32.314	4.755	79.01	1:27.011	6
23	62	S	6 Nicholas BETTRIDGE	Kawasaki NINJA - Weald builders	7	10:31.354	34.225	1.911	78.77	1:28.503	3
24	27	J	18 Felix DORLING	Kawasaki NINJA 400 - Kernow Controls	7	10:33.935	36.806	2.581	78.45	1:26.095	4
25	70	S	7 Justin WHITE	Kawasaki NINJA 400 - Just In Graphics	7	10:34.689	37.560	0.754	78.36	1:28.616	6
26	191	J	19 Craig DANCE	Kawasaki NINJA 300 - 2 brothers scaffolding	7	10:36.787	39.658	2.098	78.10	1:26.361	7
27	10	S	8 Mike BRUNSDON	Kawasaki NINJA 400 - CF Fairford	7	10:45.083	47.954	8.296	77.10	1:28.222	7
28	4	S	9 Nigel FRANKLIN	Kawasaki NINJA - Jane Franklin	7	11:13.872	1:16.743	28.789	73.80	1:34.061	6
29	97	J	20 Ben PLATT	Kawasaki NINJA 400 - adss ltd	7	11:13.920	1:16.791	0.048	73.80	1:34.099	6
30	33	J	21 Patrick KLINGE	Kawasaki NINJA 300 -	7	11:14.015	1:16.886	0.095	73.79	1:34.080	7
31	14	J	22 Maryann McCARTNEY	Kawasaki NINJA 300 - McCartney Racing	7	11:15.340	1:18.211	1.325	73.64	1:33.554	7
32	73	S	10 Jemma HANNAFORD	Kawasaki NINJA 300 -	7	11:15.828	1:18.699	0.488	73.59	1:33.329	7
33	50	J	23 Jay YELDHAM	Kawasaki NINJA 400 - WKD Installations	7	11:25.535	1:28.406	9.707	72.55	1:35.090	6

NOT CLASSIFIED

DNF	72	J	Sam MUNSON	Kawasaki NINJA -	3	4:18.956	4 Laps	4 Laps	82.01	1:24.682	2
DNF	400	S	Stuart THURTLIE	Kawasaki NINJA 400 - TeamTortoise Racing	0						

FASTEST LAP

35	J	Zack WESTON	Kawasaki NINJA 400 - NW Racing	7	1:23.234	85.59 mph	137.75 kph
8	S	Phil ATKINSON	Kawasaki NINJA 400 - ROSE MOT/Q Oil Treatments	6	1:24.297	84.51 mph	136.01 kph

Class J - 92.5% of Race Speed = 77.04 mph

Class S - 92.5% of Race Speed = 76.83 mph

Weather / Track : Bright / Dry

These results are provisional until the conclusion of any judicial and technical matters.

Race Distance: 7 Laps / 13.85 miles
 Donington Park National: 1.9790 miles
 Date: 03/09/2022 Start: 15:59 Finish: 16:09

Clerk Of Course :	Stewards :	Timekeeper : <i>Craig Smith</i>
-------------------	------------	------------------------------------

Results can be found at www.tsl-timing.com

Printed - 16:11 Saturday, 03 September 2022



BMCRC - MRO Championships 2022 - Rnd 8 @ Donington Park National

ACU Team Green Junior Cup & Senior 300

RACE 13 - LAP CHART

LAP 1 @ 16:01:00.450

NO	BEHIND	LAP TIME
19		1:29.005
311	0.363	1:29.368
125	0.463	1:29.468
72	0.576	1:29.581
35	0.583	1:29.588
131	0.925	1:29.930
777	1.213	1:30.218
8	1.294	1:30.299
34	2.581	1:31.586
95	2.704	1:31.709
67	2.894	1:31.899
31	3.257	1:32.262
27	3.271	1:32.276
20	3.624	1:32.629
77	3.721	1:32.726
91	3.965	1:32.970
0	4.076	1:33.081
44	4.916	1:33.921
18	5.347	1:34.352
156	5.848	1:34.853
58	6.596	1:35.601
62	7.068	1:36.073
99	7.156	1:36.161
60	7.247	1:36.252
66	7.797	1:36.802
70	9.845	1:38.850
97	12.827	1:41.832
4	13.813	1:42.818
73	15.082	1:44.087
33	15.506	1:44.511
14	16.583	1:45.588
50	18.103	1:47.108
191	20.308	1:49.313
10	20.342	1:49.347

LAP 2 @ 16:02:25.508

NO	BEHIND	LAP TIME
19		1:25.058
72	0.200	1:24.682
311	0.682	1:25.377
125	0.717	1:25.312
131	0.952	1:25.085
35	0.981	1:25.456
777	0.988	1:24.833
8	1.270	1:25.034
95	3.173	1:25.527
34	4.581	1:27.058
31	4.677	1:26.478
27	4.814	1:26.601
67	5.231	1:27.395
20	5.287	1:26.721
91	5.434	1:26.527
77	5.900	1:27.237
0	6.000	1:26.982
44	6.359	1:26.501
60	7.184	1:24.995
18	8.063	1:27.774
156	8.337	1:27.547
99	9.995	1:27.897
66	10.284	1:27.545
58	10.327	1:28.789
62	10.775	1:28.765
70	13.990	1:29.203

97	24.135	1:36.366
4	24.527	1:35.772
191	24.967	1:29.717
33	25.595	1:35.147
10	25.844	1:30.560
73	26.443	1:36.419
14	26.869	1:35.344
50	30.437	1:37.392

LAP 3 @ 16:03:50.401

NO	BEHIND	LAP TIME
72		1:24.693
19	0.100	1:24.993
131	0.389	1:24.330
311	0.523	1:24.734
125	0.555	1:24.731
35	0.942	1:24.854
8	0.950	1:24.573
777	1.574	1:25.479
95	3.461	1:25.181
31	6.668	1:26.884
27	6.676	1:26.755
60	7.082	1:24.791
91	7.551	1:27.010
20	7.713	1:27.319
34	7.881	1:28.193
0	8.274	1:27.167
67	8.673	1:28.335
44	8.714	1:27.248
77	9.028	1:28.021
18	10.356	1:27.186
156	10.793	1:27.349
99	13.322	1:28.220
66	13.598	1:28.207
58	13.713	1:28.279
62	14.385	1:28.503
70	17.916	1:28.819
191	29.100	1:29.026
10	30.882	1:29.931
4	35.328	1:35.694
97	35.378	1:36.136
73	36.469	1:34.919
33	36.609	1:35.907
14	37.088	1:35.112
50	42.673	1:37.129

LAP 4 @ 16:05:15.208

NO	BEHIND	LAP TIME
19		1:24.707
131	0.367	1:24.785
125	1.009	1:25.261
311	1.099	1:25.383
35	1.188	1:25.053
8	1.427	1:25.284
777	1.452	1:24.685
95	4.270	1:25.616
31	7.878	1:26.017
27	7.964	1:26.095
60	8.181	1:25.906
91	8.516	1:25.772
20	8.711	1:25.805
34	9.442	1:26.368
0	9.538	1:26.071
44	10.307	1:26.400
67	10.680	1:26.814

77	10.913	1:26.692
18	12.606	1:27.057
156	13.277	1:27.291
99	16.925	1:28.410
66	17.141	1:28.350
58	17.232	1:28.326
62	18.679	1:29.101
70	23.223	1:30.114
191	32.543	1:28.250
10	35.976	1:29.901
4	46.748	1:36.227
97	46.862	1:36.291
33	47.609	1:35.807
73	47.863	1:36.201
14	48.587	1:36.306
50	55.077	1:37.211

LAP 5 @ 16:06:40.658

NO	BEHIND	LAP TIME
311		1:24.351
125	0.089	1:24.530
131	0.202	1:25.285
19	0.321	1:25.771
8	0.673	1:24.696
35	0.729	1:24.991
777	1.085	1:25.083
95	4.847	1:26.027
60	8.207	1:25.476
20	8.570	1:25.309
91	9.010	1:25.944
31	9.719	1:27.291
34	10.225	1:26.233
44	11.135	1:26.278
0	11.408	1:27.320
67	11.989	1:26.759
77	11.995	1:26.532
18	14.206	1:27.050
156	15.445	1:27.618
99	19.397	1:27.922
66	19.555	1:27.864
58	19.596	1:27.814
62	22.803	1:29.574
70	26.986	1:29.213
27	29.713	1:47.199
191	34.128	1:27.035
10	39.359	1:28.833
4	55.577	1:34.279
97	56.038	1:34.626
33	56.468	1:34.309
73	56.984	1:34.571
14	57.599	1:34.462
50	1:05.807	1:36.180

LAP 6 @ 16:08:05.112

NO	BEHIND	LAP TIME
19		1:24.133
131	0.168	1:24.420
8	0.516	1:24.297
311	0.674	1:25.128
777	0.923	1:24.292
125	1.128	1:25.493
35	1.379	1:25.104
95	5.933	1:25.540
60	8.608	1:24.855
91	9.516	1:24.960

20	9.652	1:25.536
34	12.459	1:26.688
44	12.830	1:26.149
77	12.915	1:25.374
0	12.970	1:26.016
31	13.014	1:27.749
67	13.227	1:25.692
18	16.763	1:27.011
156	19.250	1:28.259
99	22.706	1:27.763
66	22.964	1:27.863
58	23.063	1:27.921
62	28.101	1:29.752
70	31.148	1:28.616
27	33.306	1:28.047
191	36.759	1:27.085
10	43.194	1:28.289
4	1:05.184	1:34.061
97	1:05.683	1:34.099
33	1:06.268	1:34.254
14	1:08.119	1:34.974
73	1:08.832	1:36.302
50	1:16.443	1:35.090

LAP 7 @ 16:09:28.574

NO	BEHIND	LAP TIME
19		1:23.462
311	0.583	1:23.371
131	0.929	1:24.223
125	1.042	1:23.376
35	1.151	1:23.234
777	1.325	1:23.864
8	1.554	1:24.500
95	8.413	1:25.942
60	10.309	1:25.163
91	11.522	1:25.468
20	11.592	1:25.402
34	16.036	1:27.039
31	16.196	1:26.644
44	16.422	1:27.054
77	16.506	1:27.053
0	16.724	1:27.216
67	16.863	1:27.098
156	24.626	1:28.838
99	27.286	1:28.042
66	27.465	1:27.963
58	27.559	1:27.958
18	32.314	1:39.013
62	34.225	1:29.586
27	36.806	1:26.962
70	37.560	1:29.874
191	39.658	1:26.361
10	47.954	1:28.222
4	1:16.743	1:35.021
97	1:16.791	1:34.570
33	1:16.886	1:34.080
14	1:18.211	1:33.554
73	1:18.699	1:33.329
50	1:28.406	1:35.425

BMCRC - MRO Championships 2022 - Rnd 8 @ Donington Park National

ACU Team Green Junior Cup & Senior 300

RACE 13 - SECTOR ANALYSIS



SECTOR 1 = FL to I1, SECTOR 2 = I1 to FL, DIFF = Difference To Personal Best Lap, P = Crossed Finish Line in Pit Lane, D = Time Disallowed

P1		19 J		James O'MARA		Kawasaki NINJA 400 - BRP Machining Ltd	
IDEAL LAP TIME : 1:23.070		BEST LAP TIME : 1:23.462		DIFFERENCE : 0.392			
LAP	SECTOR 1	SECTOR 2	LAP TIME	MPH	DIFF	TIME OF DAY	
1 -		30.080	1:29.005	80.04	5.543	16:01:00.450	
2 -	55.319	29.739	1:25.058	83.76	1.596	16:02:25.508	
3 -	55.092	29.901	1:24.993	83.82	1.531	16:03:50.501	
4 -	54.905	29.802	1:24.707 (3)	84.10	1.245	16:05:15.208	
5 -	55.337	30.434	1:25.771	83.06	2.309	16:06:40.979	
6 -	54.915	29.218	1:24.133 (2)	84.68	0.671	16:08:05.112	
7 -	53.852	29.610	1:23.462 (1)	85.36		16:09:28.574	

P2		311 J		Nathan-Ellis WARD		Kawasaki NINJA 300 - Zipped up racing	
IDEAL LAP TIME : 1:23.246		BEST LAP TIME : 1:23.371		DIFFERENCE : 0.125			
LAP	SECTOR 1	SECTOR 2	LAP TIME	MPH	DIFF	TIME OF DAY	
1 -		30.260	1:29.368	79.72	5.997	16:01:00.813	
2 -	55.359	30.018	1:25.377	83.44	2.006	16:02:26.190	
3 -	54.678	30.056	1:24.734 (3)	84.08	1.363	16:03:50.924	
4 -	55.128	30.255	1:25.383	83.44	2.012	16:05:16.307	
5 -	54.458	29.893	1:24.351 (2)	84.46	0.980	16:06:40.658	
6 -	55.578	29.550	1:25.128	83.69	1.757	16:08:05.786	
7 -	53.696	29.675	1:23.371 (1)	85.45		16:09:29.157	

P3		131 J		Dylan MELLOR		Kawasaki NINJA 300 - BDS Motorcycles	
IDEAL LAP TIME : 1:23.385		BEST LAP TIME : 1:24.223		DIFFERENCE : 0.838			
LAP	SECTOR 1	SECTOR 2	LAP TIME	MPH	DIFF	TIME OF DAY	
1 -		30.326	1:29.930	79.22	5.707	16:01:01.375	
2 -	55.026	30.059	1:25.085	83.73	0.862	16:02:26.460	
3 -	54.551	29.779	1:24.330 (2)	84.48	0.107	16:03:50.790	
4 -	54.920	29.865	1:24.785	84.03	0.562	16:05:15.575	
5 -	54.759	30.526	1:25.285	83.53	1.062	16:06:40.860	
6 -	55.117	29.303	1:24.420 (3)	84.39	0.197	16:08:05.280	
7 -	54.082	30.141	1:24.223 (1)	84.59		16:09:29.503	

P4		125 J		Ben JOLLIFFE		Kawasaki NINJA 400 -	
IDEAL LAP TIME : 1:23.252		BEST LAP TIME : 1:23.376		DIFFERENCE : 0.124			
LAP	SECTOR 1	SECTOR 2	LAP TIME	MPH	DIFF	TIME OF DAY	
1 -		30.868	1:29.468	79.63	6.092	16:01:00.913	
2 -	55.138	30.174	1:25.312	83.51	1.936	16:02:26.225	
3 -	54.903	29.828	1:24.731 (3)	84.08	1.355	16:03:50.956	
4 -	54.889	30.372	1:25.261	83.56	1.885	16:05:16.217	
5 -	54.016	30.514	1:24.530 (2)	84.28	1.154	16:06:40.747	
6 -	55.782	29.711	1:25.493	83.33	2.117	16:08:06.240	
7 -	53.541	29.835	1:23.376 (1)	85.45		16:09:29.616	

P5		35 J		Zack WESTON		Kawasaki NINJA 400 - NW Racing	
IDEAL LAP TIME : 1:23.234		BEST LAP TIME : 1:23.234		DIFFERENCE : 0.000			
LAP	SECTOR 1	SECTOR 2	LAP TIME	MPH	DIFF	TIME OF DAY	
1 -		30.175	1:29.588	79.52	6.354	16:01:01.033	
2 -	55.341	30.115	1:25.456	83.37	2.222	16:02:26.489	
3 -	55.040	29.814	1:24.854 (2)	83.96	1.620	16:03:51.343	
4 -	54.977	30.076	1:25.053	83.76	1.819	16:05:16.396	
5 -	54.562	30.429	1:24.991 (3)	83.82	1.757	16:06:41.387	
6 -	55.449	29.655	1:25.104	83.71	1.870	16:08:06.491	
7 -	53.935	29.299	1:23.234 (1)	85.59		16:09:29.725	

BMCRC - MRO Championships 2022 - Rnd 8 @ Donington Park National

ACU Team Green Junior Cup & Senior 300

RACE 13 - SECTOR ANALYSIS



SECTOR 1 = FL to I1, SECTOR 2 = I1 to FL, DIFF = Difference To Personal Best Lap, P = Crossed Finish Line in Pit Lane, D = Time Disallowed

P6		777 J		Maximus HARDY		Kawasaki NINJA 400 - DAD	
IDEAL LAP TIME : 1:23.841		BEST LAP TIME : 1:23.864		DIFFERENCE : 0.023			
LAP	SECTOR 1	SECTOR 2	LAP TIME	MPH	DIFF	TIME OF DAY	
1 -		30.712	1:30.218	78.97	6.354	16:01:01.663	
2 -	54.946	29.887	1:24.833	83.98	0.969	16:02:26.496	
3 -	55.136	30.343	1:25.479	83.34	1.615	16:03:51.975	
4 -	54.660	30.025	1:24.685 (3)	84.13	0.821	16:05:16.660	
5 -	54.768	30.315	1:25.083	83.73	1.219	16:06:41.743	
6 -	54.649	29.643	1:24.292 (2)	84.52	0.428	16:08:06.035	
7 -	54.198	29.666	1:23.864 (1)	84.95		16:09:29.899	

P7		8 S		Phil ATKINSON		Kawasaki NINJA 400 - ROSE MOT/Q Oil Treatments	
IDEAL LAP TIME : 1:23.580		BEST LAP TIME : 1:24.297		DIFFERENCE : 0.717			
LAP	SECTOR 1	SECTOR 2	LAP TIME	MPH	DIFF	TIME OF DAY	
1 -		30.538	1:30.299	78.90	6.002	16:01:01.744	
2 -	54.957	30.077	1:25.034	83.78	0.737	16:02:26.778	
3 -	54.510	30.063	1:24.573 (3)	84.24	0.276	16:03:51.351	
4 -	55.025	30.259	1:25.284	83.54	0.987	16:05:16.635	
5 -	54.529	30.167	1:24.696	84.12	0.399	16:06:41.331	
6 -	54.824	29.473	1:24.297 (1)	84.51		16:08:05.628	
7 -	54.107	30.393	1:24.500 (2)	84.31	0.203	16:09:30.128	

P8		95 J		Greg MARSHALL		Kawasaki NINJA 300 - Mum & Dad; HEL Performance	
IDEAL LAP TIME : 1:25.121		BEST LAP TIME : 1:25.181		DIFFERENCE : 0.060			
LAP	SECTOR 1	SECTOR 2	LAP TIME	MPH	DIFF	TIME OF DAY	
1 -		30.770	1:31.709	77.68	6.528	16:01:03.154	
2 -	55.432	30.095	1:25.527 (2)	83.30	0.346	16:02:28.681	
3 -	55.026	30.155	1:25.181 (1)	83.64		16:03:53.862	
4 -	55.170	30.446	1:25.616	83.21	0.435	16:05:19.478	
5 -	55.789	30.238	1:26.027	82.81	0.846	16:06:45.505	
6 -	55.300	30.240	1:25.540 (3)	83.29	0.359	16:08:11.045	
7 -	55.537	30.405	1:25.942	82.90	0.761	16:09:36.987	

P9		60 J		Lennon DOCHERTY		Kawasaki NINJA 400 - Doc Fit Training	
IDEAL LAP TIME : 1:24.587		BEST LAP TIME : 1:24.791		DIFFERENCE : 0.204			
LAP	SECTOR 1	SECTOR 2	LAP TIME	MPH	DIFF	TIME OF DAY	
1 -		30.402	1:36.252	74.02	11.461	16:01:07.697	
2 -	55.270	29.725	1:24.995 (3)	83.82	0.204	16:02:32.692	
3 -	55.012	29.779	1:24.791 (1)	84.02		16:03:57.483	
4 -	55.394	30.512	1:25.906	82.93	1.115	16:05:23.389	
5 -	55.470	30.006	1:25.476	83.35	0.685	16:06:48.865	
6 -	54.862	29.993	1:24.855 (2)	83.96	0.064	16:08:13.720	
7 -	55.040	30.123	1:25.163	83.65	0.372	16:09:38.883	

P10		91 J		Sam HIRST		Kawasaki NINJA - Valley Racing	
IDEAL LAP TIME : 1:24.960		BEST LAP TIME : 1:24.960		DIFFERENCE : 0.000			
LAP	SECTOR 1	SECTOR 2	LAP TIME	MPH	DIFF	TIME OF DAY	
1 -		30.651	1:32.970	76.63	8.010	16:01:04.415	
2 -	56.233	30.294	1:26.527	82.34	1.567	16:02:30.942	
3 -	56.278	30.732	1:27.010	81.88	2.050	16:03:57.952	
4 -	55.497	30.275	1:25.772 (3)	83.06	0.812	16:05:23.724	
5 -	55.755	30.189	1:25.944	82.89	0.984	16:06:49.668	
6 -	55.113	29.847	1:24.960 (1)	83.85		16:08:14.628	
7 -	55.318	30.150	1:25.468 (2)	83.36	0.508	16:09:40.096	

BMCRC - MRO Championships 2022 - Rnd 8 @ Donington Park National

ACU Team Green Junior Cup & Senior 300

RACE 13 - SECTOR ANALYSIS



SECTOR 1 = FL to I1, SECTOR 2 = I1 to FL, DIFF = Difference To Personal Best Lap, P = Crossed Finish Line in Pit Lane, D = Time Disallowed

P11 20 J		Jack MUIR		Kawasaki 400 NINJA -			
IDEAL LAP TIME : 1:25.236		BEST LAP TIME : 1:25.309		DIFFERENCE : 0.073			
LAP	SECTOR 1	SECTOR 2	LAP TIME	MPH	DIFF	TIME OF DAY	
1 -		30.868	1:32.629	76.91	7.320	16:01:04.074	
2 -	55.967	30.754	1:26.721	82.15	1.412	16:02:30.795	
3 -	56.494	30.825	1:27.319	81.59	2.010	16:03:58.114	
4 -	55.769	30.036	1:25.805	83.03	0.496	16:05:23.919	
5 -	55.370	29.939	1:25.309 (1)	83.51		16:06:49.228	
6 -	55.297	30.239	1:25.536 (3)	83.29	0.227	16:08:14.764	
7 -	55.386	30.016	1:25.402 (2)	83.42	0.093	16:09:40.166	

P12 34 J		Oliver ARBON		Kawasaki NINJA 400 - tt plumbing and heating			
IDEAL LAP TIME : 1:26.097		BEST LAP TIME : 1:26.233		DIFFERENCE : 0.136			
LAP	SECTOR 1	SECTOR 2	LAP TIME	MPH	DIFF	TIME OF DAY	
1 -		30.774	1:31.586	77.79	5.353	16:01:03.031	
2 -	56.186	30.872	1:27.058	81.83	0.825	16:02:30.089	
3 -	56.988	31.205	1:28.193	80.78	1.960	16:03:58.282	
4 -	55.967	30.401	1:26.368 (2)	82.49	0.135	16:05:24.650	
5 -	55.696	30.537	1:26.233 (1)	82.62		16:06:50.883	
6 -	55.875	30.813	1:26.688 (3)	82.18	0.455	16:08:17.571	
7 -	56.437	30.602	1:27.039	81.85	0.806	16:09:44.610	

P13 31 J		Robbie PARK		Kawasaki NINJA - Mom			
IDEAL LAP TIME : 1:25.439		BEST LAP TIME : 1:26.017		DIFFERENCE : 0.578			
LAP	SECTOR 1	SECTOR 2	LAP TIME	MPH	DIFF	TIME OF DAY	
1 -		31.121	1:32.262	77.22	6.245	16:01:03.707	
2 -	55.665	30.813	1:26.478 (2)	82.38	0.461	16:02:30.185	
3 -	56.624	30.260	1:26.884	82.00	0.867	16:03:57.069	
4 -	56.243	29.774	1:26.017 (1)	82.82		16:05:23.086	
5 -	56.027	31.264	1:27.291	81.61	1.274	16:06:50.377	
6 -	56.306	31.443	1:27.749	81.19	1.732	16:08:18.126	
7 -	56.237	30.407	1:26.644 (3)	82.22	0.627	16:09:44.770	

P14 44 J		Sam GREEN		Kawasaki NINJA 300 -			
IDEAL LAP TIME : 1:25.672		BEST LAP TIME : 1:26.149		DIFFERENCE : 0.477			
LAP	SECTOR 1	SECTOR 2	LAP TIME	MPH	DIFF	TIME OF DAY	
1 -		31.238	1:33.921	75.85	7.772	16:01:05.366	
2 -	56.044	30.457	1:26.501	82.36	0.352	16:02:31.867	
3 -	56.130	31.118	1:27.248	81.65	1.099	16:03:59.115	
4 -	55.389	31.011	1:26.400 (3)	82.46	0.251	16:05:25.515	
5 -	55.215	31.063	1:26.278 (2)	82.57	0.129	16:06:51.793	
6 -	55.400	30.749	1:26.149 (1)	82.70		16:08:17.942	
7 -	56.281	30.773	1:27.054	81.84	0.905	16:09:44.996	

P15 77 J		Joe WHITE		Kawasaki NINJA 400 - Just In Graphics /MZ CONTRACTS/ Silver			
IDEAL LAP TIME : 1:25.374		BEST LAP TIME : 1:25.374		DIFFERENCE : 0.000			
LAP	SECTOR 1	SECTOR 2	LAP TIME	MPH	DIFF	TIME OF DAY	
1 -		30.636	1:32.726	76.83	7.352	16:01:04.171	
2 -	56.906	30.331	1:27.237	81.66	1.863	16:02:31.408	
3 -	56.500	31.521	1:28.021	80.94	2.647	16:03:59.429	
4 -	56.060	30.632	1:26.692 (3)	82.18	1.318	16:05:26.121	
5 -	56.127	30.405	1:26.532 (2)	82.33	1.158	16:06:52.653	
6 -	55.192	30.182	1:25.374 (1)	83.45		16:08:18.027	
7 -	56.554	30.499	1:27.053	81.84	1.679	16:09:45.080	

BMCRC - MRO Championships 2022 - Rnd 8 @ Donington Park National

ACU Team Green Junior Cup & Senior 300

RACE 13 - SECTOR ANALYSIS



SECTOR 1 = FL to I1, SECTOR 2 = I1 to FL, DIFF = Difference To Personal Best Lap, P = Crossed Finish Line in Pit Lane, D = Time Disallowed

P16		0 S		Konrad BREESE		Kawasaki NINJA 400 - STIHL Racing	
IDEAL LAP TIME : 1:25.799		BEST LAP TIME : 1:26.016		DIFFERENCE : 0.217			
LAP	SECTOR 1	SECTOR 2	LAP TIME	MPH	DIFF	TIME OF DAY	
1 -		31.270	1:33.081	76.54	7.065	16:01:04.526	
2 -	56.617	30.365	1:26.982 (3)	81.90	0.966	16:02:31.508	
3 -	56.201	30.966	1:27.167	81.73	1.151	16:03:58.675	
4 -	55.746	30.325	1:26.071 (2)	82.77	0.055	16:05:24.746	
5 -	55.919	31.401	1:27.320	81.59	1.304	16:06:52.066	
6 -	55.474	30.542	1:26.016 (1)	82.82		16:08:18.082	
7 -	56.587	30.629	1:27.216	81.68	1.200	16:09:45.298	

P17		67 J		Iwan JONES		Kawasaki NINJA 300 - Danosh Services Ltd	
IDEAL LAP TIME : 1:25.229		BEST LAP TIME : 1:25.692		DIFFERENCE : 0.463			
LAP	SECTOR 1	SECTOR 2	LAP TIME	MPH	DIFF	TIME OF DAY	
1 -		30.539	1:31.899	77.52	6.207	16:01:03.344	
2 -	56.263	31.132	1:27.395	81.52	1.703	16:02:30.739	
3 -	56.825	31.510	1:28.335	80.65	2.643	16:03:59.074	
4 -	55.627	31.187	1:26.814 (3)	82.06	1.122	16:05:25.888	
5 -	55.030	31.729	1:26.759 (2)	82.11	1.067	16:06:52.647	
6 -	55.493	30.199	1:25.692 (1)	83.14		16:08:18.339	
7 -	56.336	30.762	1:27.098	81.80	1.406	16:09:45.437	

P18		156 S		Jack WOLFF		Kawasaki NINJA 300 -	
IDEAL LAP TIME : 1:27.113		BEST LAP TIME : 1:27.291		DIFFERENCE : 0.178			
LAP	SECTOR 1	SECTOR 2	LAP TIME	MPH	DIFF	TIME OF DAY	
1 -		31.076	1:34.853	75.11	7.562	16:01:06.298	
2 -	56.459	31.088	1:27.547 (3)	81.38	0.256	16:02:33.845	
3 -	56.462	30.887	1:27.349 (2)	81.56	0.058	16:04:01.194	
4 -	56.360	30.931	1:27.291 (1)	81.61		16:05:28.485	
5 -	56.226	31.392	1:27.618	81.31	0.327	16:06:56.103	
6 -	56.936	31.323	1:28.259	80.72	0.968	16:08:24.362	
7 -	57.308	31.530	1:28.838	80.19	1.547	16:09:53.200	

P19		99 S		Elizabeth CLEAVER		Kawasaki NINJA 300 -	
IDEAL LAP TIME : 1:27.406		BEST LAP TIME : 1:27.763		DIFFERENCE : 0.357			
LAP	SECTOR 1	SECTOR 2	LAP TIME	MPH	DIFF	TIME OF DAY	
1 -		30.721	1:36.161	74.09	8.398	16:01:07.606	
2 -	56.762	31.135	1:27.897 (2)	81.05	0.134	16:02:35.503	
3 -	57.130	31.090	1:28.220	80.75	0.457	16:04:03.723	
4 -	57.109	31.301	1:28.410	80.58	0.647	16:05:32.133	
5 -	56.685	31.237	1:27.922 (3)	81.03	0.159	16:07:00.055	
6 -	56.821	30.942	1:27.763 (1)	81.18		16:08:27.818	
7 -	56.763	31.279	1:28.042	80.92	0.279	16:09:55.860	

P20		66 S		Mark SMITH		Kawasaki NINJA 300 - IMP RACING	
IDEAL LAP TIME : 1:27.455		BEST LAP TIME : 1:27.545		DIFFERENCE : 0.090			
LAP	SECTOR 1	SECTOR 2	LAP TIME	MPH	DIFF	TIME OF DAY	
1 -		31.228	1:36.802	73.59	9.257	16:01:08.247	
2 -	56.665	30.880	1:27.545 (1)	81.38		16:02:35.792	
3 -	56.925	31.282	1:28.207	80.77	0.662	16:04:03.999	
4 -	56.874	31.476	1:28.350	80.64	0.805	16:05:32.349	
5 -	56.575	31.289	1:27.864 (3)	81.08	0.319	16:07:00.213	
6 -	56.754	31.109	1:27.863 (2)	81.08	0.318	16:08:28.076	
7 -	56.712	31.251	1:27.963	80.99	0.418	16:09:56.039	

BMCRC - MRO Championships 2022 - Rnd 8 @ Donington Park National

ACU Team Green Junior Cup & Senior 300

RACE 13 - SECTOR ANALYSIS



SECTOR 1 = FL to I1, SECTOR 2 = I1 to FL, DIFF = Difference To Personal Best Lap, P = Crossed Finish Line in Pit Lane, D = Time Disallowed

P21 58 J		Matthew WOOD		Kawasaki NINJA 300 - Pull the Pin Racing		
IDEAL LAP TIME : 1:27.603		BEST LAP TIME : 1:27.814		DIFFERENCE : 0.211		
LAP	SECTOR 1	SECTOR 2	LAP TIME	MPH	DIFF	TIME OF DAY
1 -		30.915	1:35.601	74.52	7.787	16:01:07.046
2 -	57.453	31.336	1:28.789	80.24	0.975	16:02:35.835
3 -	57.175	31.104	1:28.279	80.70	0.465	16:04:04.114
4 -	56.979	31.347	1:28.326	80.66	0.512	16:05:32.440
5 -	56.688	31.126	1:27.814 (1)	81.13		16:07:00.254
6 -	57.004	30.917	1:27.921 (2)	81.03	0.107	16:08:28.175
7 -	56.952	31.006	1:27.958 (3)	81.00	0.144	16:09:56.133

P22 18 J		George HIGGINS		Kawasaki NINJA 400 - Aztec Racing		
IDEAL LAP TIME : 1:26.850		BEST LAP TIME : 1:27.011		DIFFERENCE : 0.161		
LAP	SECTOR 1	SECTOR 2	LAP TIME	MPH	DIFF	TIME OF DAY
1 -		31.138	1:34.352	75.51	7.341	16:01:05.797
2 -	56.895	30.879	1:27.774	81.17	0.763	16:02:33.571
3 -	56.379	30.807	1:27.186	81.71	0.175	16:04:00.757
4 -	56.174	30.883	1:27.057 (3)	81.83	0.046	16:05:27.814
5 -	56.043	31.007	1:27.050 (2)	81.84	0.039	16:06:54.864
6 -	56.176	30.835	1:27.011 (1)	81.88		16:08:21.875
7 -	57.096	41.917	1:39.013	71.95	12.002	16:10:00.888

P23 62 S		Nicholas BETTRIDGE		Kawasaki NINJA - Weald builders		
IDEAL LAP TIME : 1:28.261		BEST LAP TIME : 1:28.503		DIFFERENCE : 0.242		
LAP	SECTOR 1	SECTOR 2	LAP TIME	MPH	DIFF	TIME OF DAY
1 -		31.185	1:36.073	74.15	7.570	16:01:07.518
2 -	57.212	31.553	1:28.765 (2)	80.26	0.262	16:02:36.283
3 -	57.454	31.049	1:28.503 (1)	80.50		16:04:04.786
4 -	57.610	31.491	1:29.101 (3)	79.96	0.598	16:05:33.887
5 -	57.857	31.717	1:29.574	79.53	1.071	16:07:03.461
6 -	58.208	31.544	1:29.752	79.38	1.249	16:08:33.213
7 -	58.034	31.552	1:29.586	79.52	1.083	16:10:02.799

P24 27 J		Felix DORLING		Kawasaki NINJA 400 - Kernow Controls		
IDEAL LAP TIME : 1:25.792		BEST LAP TIME : 1:26.095		DIFFERENCE : 0.303		
LAP	SECTOR 1	SECTOR 2	LAP TIME	MPH	DIFF	TIME OF DAY
1 -		30.897	1:32.276	77.20	6.181	16:01:03.721
2 -	55.750	30.851	1:26.601 (2)	82.26	0.506	16:02:30.322
3 -	56.376	30.379	1:26.755 (3)	82.12	0.660	16:03:57.077
4 -	55.951	30.144	1:26.095 (1)	82.75		16:05:23.172
5 -	55.648	51.551	1:47.199	66.46	21.104	16:07:10.371
6 -	57.047	31.000	1:28.047	80.91	1.952	16:08:38.418
7 -	56.043	30.919	1:26.962	81.92	0.867	16:10:05.380

P25 70 S		Justin WHITE		Kawasaki NINJA 400 - Just In Graphics		
IDEAL LAP TIME : 1:28.491		BEST LAP TIME : 1:28.616		DIFFERENCE : 0.125		
LAP	SECTOR 1	SECTOR 2	LAP TIME	MPH	DIFF	TIME OF DAY
1 -		32.959	1:38.850	72.07	10.234	16:01:10.295
2 -	58.074	31.129	1:29.203 (3)	79.86	0.587	16:02:39.498
3 -	57.687	31.132	1:28.819 (2)	80.21	0.203	16:04:08.317
4 -	58.284	31.830	1:30.114	79.06	1.498	16:05:38.431
5 -	57.740	31.473	1:29.213	79.86	0.597	16:07:07.644
6 -	57.362	31.254	1:28.616 (1)	80.39		16:08:36.260
7 -	58.134	31.740	1:29.874	79.27	1.258	16:10:06.134

BMCRC - MRO Championships 2022 - Rnd 8 @ Donington Park National

ACU Team Green Junior Cup & Senior 300

RACE 13 - SECTOR ANALYSIS



SECTOR 1 = FL to I1, SECTOR 2 = I1 to FL, DIFF = Difference To Personal Best Lap, P = Crossed Finish Line in Pit Lane, D = Time Disallowed

P26 191 J		Craig DANCE		Kawasaki NINJA 300 - 2 brothers scaffolding		
IDEAL LAP TIME : 1:26.361		BEST LAP TIME : 1:26.361		DIFFERENCE : 0.000		
LAP	SECTOR 1	SECTOR 2	LAP TIME	MPH	DIFF	TIME OF DAY
1 -		42.970	1:49.313	65.17	22.952	16:01:20.758
2 -	57.783	31.934	1:29.717	79.41	3.356	16:02:50.475
3 -	58.041	30.985	1:29.026	80.02	2.665	16:04:19.501
4 -	56.812	31.438	1:28.250	80.73	1.889	16:05:47.751
5 -	56.257	30.778	1:27.035 (2)	81.85	0.674	16:07:14.786
6 -	56.325	30.760	1:27.085 (3)	81.81	0.724	16:08:41.871
7 -	55.854	30.507	1:26.361 (1)	82.49		16:10:08.232

P27 10 S		Mike BRUNSDON		Kawasaki NINJA 400 - CF Fairford		
IDEAL LAP TIME : 1:28.175		BEST LAP TIME : 1:28.222		DIFFERENCE : 0.047		
LAP	SECTOR 1	SECTOR 2	LAP TIME	MPH	DIFF	TIME OF DAY
1 -		43.124	1:49.347	65.15	21.125	16:01:20.792
2 -	58.682	31.878	1:30.560	78.67	2.338	16:02:51.352
3 -	59.021	30.910	1:29.931	79.22	1.709	16:04:21.283
4 -	58.156	31.745	1:29.901	79.24	1.679	16:05:51.184
5 -	57.648	31.185	1:28.833 (3)	80.20	0.611	16:07:20.017
6 -	57.320	30.969	1:28.289 (2)	80.69	0.067	16:08:48.306
7 -	57.367	30.855	1:28.222 (1)	80.75		16:10:16.528

P28 4 S		Nigel FRANKLIN		Kawasaki NINJA - Jane Franklin		
IDEAL LAP TIME : 1:34.006		BEST LAP TIME : 1:34.061		DIFFERENCE : 0.055		
LAP	SECTOR 1	SECTOR 2	LAP TIME	MPH	DIFF	TIME OF DAY
1 -		33.356	1:42.818	69.29	8.757	16:01:14.263
2 -	1:02.763	33.009	1:35.772	74.39	1.711	16:02:50.035
3 -	1:02.584	33.110	1:35.694	74.45	1.633	16:04:25.729
4 -	1:02.577	33.650	1:36.227	74.03	2.166	16:06:01.956
5 -	1:01.501	32.778	1:34.279 (2)	75.56	0.218	16:07:36.235
6 -	1:01.228	32.833	1:34.061 (1)	75.74		16:09:10.296
7 -	1:01.685	33.336	1:35.021 (3)	74.97	0.960	16:10:45.317

P29 97 J		Ben PLATT		Kawasaki NINJA 400 - adss ltd		
IDEAL LAP TIME : 1:33.893		BEST LAP TIME : 1:34.099		DIFFERENCE : 0.206		
LAP	SECTOR 1	SECTOR 2	LAP TIME	MPH	DIFF	TIME OF DAY
1 -		33.481	1:41.832	69.96	7.733	16:01:13.277
2 -	1:02.904	33.462	1:36.366	73.93	2.267	16:02:49.643
3 -	1:02.773	33.363	1:36.136	74.11	2.037	16:04:25.779
4 -	1:02.845	33.446	1:36.291	73.99	2.192	16:06:02.070
5 -	1:02.034	32.592	1:34.626 (3)	75.29	0.527	16:07:36.696
6 -	1:01.615	32.484	1:34.099 (1)	75.71		16:09:10.795
7 -	1:01.409	33.161	1:34.570 (2)	75.33	0.471	16:10:45.365

P30 33 J		Patrick KLINGE		Kawasaki NINJA 300 -		
IDEAL LAP TIME : 1:34.012		BEST LAP TIME : 1:34.080		DIFFERENCE : 0.068		
LAP	SECTOR 1	SECTOR 2	LAP TIME	MPH	DIFF	TIME OF DAY
1 -		34.007	1:44.511	68.17	10.431	16:01:15.956
2 -	1:01.888	33.259	1:35.147	74.88	1.067	16:02:51.103
3 -	1:02.534	33.373	1:35.907	74.28	1.827	16:04:27.010
4 -	1:02.227	33.580	1:35.807	74.36	1.727	16:06:02.817
5 -	1:01.536	32.773	1:34.309 (3)	75.54	0.229	16:07:37.126
6 -	1:01.490	32.764	1:34.254 (2)	75.58	0.174	16:09:11.380
7 -	1:01.248	32.832	1:34.080 (1)	75.72		16:10:45.460

BMCRC - MRO Championships 2022 - Rnd 8 @ Donington Park National

ACU Team Green Junior Cup & Senior 300

RACE 13 - SECTOR ANALYSIS



SECTOR 1 = FL to I1, SECTOR 2 = I1 to FL, DIFF = Difference To Personal Best Lap, P = Crossed Finish Line in Pit Lane, D = Time Disallowed

P31 14 J		Maryann McCARTNEY		Kawasaki NINJA 300 - McCartney Racing		
IDEAL LAP TIME : 1:33.456		BEST LAP TIME : 1:33.554		DIFFERENCE : 0.098		
LAP	SECTOR 1	SECTOR 2	LAP TIME	MPH	DIFF	TIME OF DAY
1 -		34.392	1:45.588	67.47	12.034	16:01:17.033
2 -	1:01.538	33.806	1:35.344	74.72	1.790	16:02:52.377
3 -	1:01.745	33.367	1:35.112	74.90	1.558	16:04:27.489
4 -	1:02.321	33.985	1:36.306	73.97	2.752	16:06:03.795
5 -	1:01.452	33.010	1:34.462 (2)	75.42	0.908	16:07:38.257
6 -	1:01.129	33.845	1:34.974 (3)	75.01	1.420	16:09:13.231
7 -	1:00.446	33.108	1:33.554 (1)	76.15		16:10:46.785

P32 73 S		Jemma HANNAFORD		Kawasaki NINJA 300 -		
IDEAL LAP TIME : 1:33.329		BEST LAP TIME : 1:33.329		DIFFERENCE : 0.000		
LAP	SECTOR 1	SECTOR 2	LAP TIME	MPH	DIFF	TIME OF DAY
1 -		33.915	1:44.087	68.44	10.758	16:01:15.532
2 -	1:02.507	33.912	1:36.419	73.89	3.090	16:02:51.951
3 -	1:01.542	33.377	1:34.919 (3)	75.06	1.590	16:04:26.870
4 -	1:01.925	34.276	1:36.201	74.05	2.872	16:06:03.071
5 -	1:01.530	33.041	1:34.571 (2)	75.33	1.242	16:07:37.642
6 -	1:01.215	35.087	1:36.302	73.98	2.973	16:09:13.944
7 -	1:00.358	32.971	1:33.329 (1)	76.33		16:10:47.273

P33 50 J		Jay YELDHAM		Kawasaki NINJA 400 - WKD Installations		
IDEAL LAP TIME : 1:35.090		BEST LAP TIME : 1:35.090		DIFFERENCE : 0.000		
LAP	SECTOR 1	SECTOR 2	LAP TIME	MPH	DIFF	TIME OF DAY
1 -		35.024	1:47.108	66.51	12.018	16:01:18.553
2 -	1:03.331	34.061	1:37.392	73.15	2.302	16:02:55.945
3 -	1:03.310	33.819	1:37.129	73.35	2.039	16:04:33.074
4 -	1:02.745	34.466	1:37.211	73.29	2.121	16:06:10.285
5 -	1:02.391	33.789	1:36.180 (3)	74.07	1.090	16:07:46.465
6 -	1:01.670	33.420	1:35.090 (1)	74.92		16:09:21.555
7 -	1:01.834	33.591	1:35.425 (2)	74.66	0.335	16:10:56.980

P34 72 J		Sam MUNSON		Kawasaki NINJA -		
IDEAL LAP TIME : 1:24.460		BEST LAP TIME : 1:24.682		DIFFERENCE : 0.222		
LAP	SECTOR 1	SECTOR 2	LAP TIME	MPH	DIFF	TIME OF DAY
1 -		30.461	1:29.581	79.53	4.899	16:01:01.026
2 -	54.850	29.832	1:24.682 (1)	84.13		16:02:25.708
3 -	55.083	29.610	1:24.693 (2)	84.12	0.011	16:03:50.401

BMCRC - MRO Championships 2022 - Rnd 8 @ Donington Park National

ACU Team Green Junior Cup & Senior 300

RACE 13 - BEST SECTORS

SECTOR 1			SECTOR 2			IDEAL / BEST COMPARISON						
POS	NO	NAME	TIME	NO	NAME	TIME	POS	NO	NAME	IDEAL	BEST	DIFF
									PERFECT LAP	1:22.759		
1	125	JOLLIFFE	53.541	19	O'MARA	29.218	1	19	O'MARA	1:23.070	1:23.462	0.392
2	311	WARD	53.696	35	WESTON	29.299	2	35	WESTON	1:23.234	1:23.234	0.000
3	19	O'MARA	53.852	131	MELLOR	29.303	3	311	WARD	1:23.246	1:23.371	0.125
4	35	WESTON	53.935	8	ATKINSON	29.473	4	125	JOLLIFFE	1:23.252	1:23.376	0.124
5	131	MELLOR	54.082	311	WARD	29.550	5	131	MELLOR	1:23.385	1:24.223	0.838
6	8	ATKINSON	54.107	72	MUNSON	29.610	6	8	ATKINSON	1:23.580	1:24.297	0.717
7	777	HARDY	54.198	777	HARDY	29.643	7	777	HARDY	1:23.841	1:23.864	0.023
8	72	MUNSON	54.850	125	JOLLIFFE	29.711	8	72	MUNSON	1:24.460	1:24.682	0.222
9	60	DOCHERTY	54.862	60	DOCHERTY	29.725	9	60	DOCHERTY	1:24.587	1:24.791	0.204
10	95	MARSHALL	55.026	31	PARK	29.774	10	91	HIRST	1:24.960	1:24.960	0.000
11	67	JONES	55.030	91	HIRST	29.847	11	95	MARSHALL	1:25.121	1:25.181	0.060
12	91	HIRST	55.113	20	MUIR	29.939	12	67	JONES	1:25.229	1:25.692	0.463
13	77	WHITE	55.192	95	MARSHALL	30.095	13	20	MUIR	1:25.236	1:25.309	0.073
14	44	GREEN	55.215	27	DORLING	30.144	14	77	WHITE	1:25.374	1:25.374	0.000
15	20	MUIR	55.297	77	WHITE	30.182	15	31	PARK	1:25.439	1:26.017	0.578
16	0	BREESE	55.474	67	JONES	30.199	16	44	GREEN	1:25.672	1:26.149	0.477
17	27	DORLING	55.648	0	BREESE	30.325	17	27	DORLING	1:25.792	1:26.095	0.303
18	31	PARK	55.665	34	ARBON	30.401	18	0	BREESE	1:25.799	1:26.016	0.217
19	34	ARBON	55.696	44	GREEN	30.457	19	34	ARBON	1:26.097	1:26.233	0.136
20	191	DANCE	55.854	191	DANCE	30.507	20	191	DANCE	1:26.361	1:26.361	0.000
21	18	HIGGINS	56.043	99	CLEAVER	30.721	21	18	HIGGINS	1:26.850	1:27.011	0.161
22	156	WOLFF	56.226	18	HIGGINS	30.807	22	156	WOLFF	1:27.113	1:27.291	0.178
23	66	SMITH	56.575	10	BRUNSDON	30.855	23	99	CLEAVER	1:27.406	1:27.763	0.357
24	99	CLEAVER	56.685	66	SMITH	30.880	24	66	SMITH	1:27.455	1:27.545	0.090
25	58	WOOD	56.688	156	WOLFF	30.887	25	58	WOOD	1:27.603	1:27.814	0.211
26	62	BETTRIDGE	57.212	58	WOOD	30.915	26	10	BRUNSDON	1:28.175	1:28.222	0.047
27	10	BRUNSDON	57.320	62	BETTRIDGE	31.049	27	62	BETTRIDGE	1:28.261	1:28.503	0.242
28	70	WHITE	57.362	70	WHITE	31.129	28	70	WHITE	1:28.491	1:28.616	0.125
29	73	HANNAFORD	1:00.358	97	PLATT	32.484	29	73	HANNAFORD	1:33.329	1:33.329	0.000
30	14	McCARTNEY	1:00.446	33	KLINGE	32.764	30	14	McCARTNEY	1:33.456	1:33.554	0.098
31	4	FRANKLIN	1:01.228	4	FRANKLIN	32.778	31	97	PLATT	1:33.893	1:34.099	0.206
32	33	KLINGE	1:01.248	73	HANNAFORD	32.971	32	4	FRANKLIN	1:34.006	1:34.061	0.055
33	97	PLATT	1:01.409	14	McCARTNEY	33.010	33	33	KLINGE	1:34.012	1:34.080	0.068
34	50	YELDHAM	1:01.670	50	YELDHAM	33.420	34	50	YELDHAM	1:35.090	1:35.090	0.000
35												

BMCRC - MRO Championships 2022 - Rnd 8 @ Donington Park National

ACU Team Green Junior Cup & Senior 300

RACE 13 - STATISTICS

Competitors Started 35
Planned Start 2022-09-03 @ 16:10:00.000
Actual Start 2022-09-03 @ 15:59:31.444
Finish Time 2022-09-03 @ 16:09:28.573
Track Length 1.9790mi.
Total Laps 234
Total Distance Covered 463.1017mi.

Session Fastest Lap History

NO	CL	NAME	LAP TIME	TIME OF DAY	LAP	VEHICLE
19	J	James O'MARA	1:25.058	16:02:25.508	2	Kawasaki NINJA 400
72	J	Sam MUNSON	1:24.682	16:02:25.715	2	Kawasaki NINJA
131	J	Dylan MELLOR	1:24.330	16:03:50.794	3	Kawasaki NINJA 300
19	J	James O'MARA	1:24.133	16:08:05.113	6	Kawasaki NINJA 400
19	J	James O'MARA	1:23.462	16:09:28.572	7	Kawasaki NINJA 400
311	J	Nathan-Ellis WARD	1:23.371	16:09:29.166	7	Kawasaki NINJA 300
35	J	Zack WESTON	1:23.234	16:09:29.704	7	Kawasaki NINJA 400

Session Leader History

NO	CL	NAME	FROM LAP	LAPS LED	DISTANCE	VEHICLE
19	J	James O'MARA	1	2	3.92 miles	Kawasaki NINJA 400
72	J	Sam MUNSON	3	1	1.97 miles	Kawasaki NINJA
19	J	James O'MARA	4	1	1.97 miles	Kawasaki NINJA 400
311	J	Nathan-Ellis WARD	5	1	1.97 miles	Kawasaki NINJA 300
19	J	James O'MARA	6	2	3.95 miles	Kawasaki NINJA 400

Flag History

TYPE	TIME OF DAY
GREEN	15:59:31.444
FINISH	16:09:28.573

Flag Statistics

TYPE	COUNT	TOTAL LAPS	TOTAL TIME
Green	1	7	11:38.222
Red	0	0	0.000
Safety Car	0	0	0.000
FCY	0	0	0.000

BMCRC - MRO Championships 2022 - Rnd 8 @ Donington Park National

ACU Team Green Junior Cup & Senior 300

RACE 13 - STATISTICS

CLASS : J

24 Starters

Fastest Lap History

NO	NAME	LAP TIME	TIME OF DAY	LAP	VEHICLE
19	James O'MARA	1:25.058	16:02:25.508	2	Kawasaki NINJA 400
72	Sam MUNSON	1:24.682	16:02:25.715	2	Kawasaki NINJA
131	Dylan MELLOR	1:24.330	16:03:50.794	3	Kawasaki NINJA 300
19	James O'MARA	1:24.133	16:08:05.113	6	Kawasaki NINJA 400
19	James O'MARA	1:23.462	16:09:28.572	7	Kawasaki NINJA 400
311	Nathan-Ellis WARD	1:23.371	16:09:29.166	7	Kawasaki NINJA 300
35	Zack WESTON	1:23.234	16:09:29.704	7	Kawasaki NINJA 400

Leader History

NO	NAME	FROM LAP	LAPS LED	DISTANCE	VEHICLE
19	James O'MARA	1	2	3.92 miles	Kawasaki NINJA 400
72	Sam MUNSON	3	1	1.97 miles	Kawasaki NINJA
19	James O'MARA	4	1	1.97 miles	Kawasaki NINJA 400
311	Nathan-Ellis WARD	5	1	1.97 miles	Kawasaki NINJA 300
19	James O'MARA	6	2	3.95 miles	Kawasaki NINJA 400

BMCRC - MRO Championships 2022 - Rnd 8 @ Donington Park National

ACU Team Green Junior Cup & Senior 300

RACE 13 - STATISTICS

CLASS : S

11 Starters

Fastest Lap History

NO	NAME	LAP TIME	TIME OF DAY	LAP	VEHICLE
8	Phil ATKINSON	1:25.034	16:02:26.774	2	Kawasaki NINJA 400
8	Phil ATKINSON	1:24.573	16:03:51.351	3	Kawasaki NINJA 400
8	Phil ATKINSON	1:24.297	16:08:05.626	6	Kawasaki NINJA 400

Leader History

NO	NAME	FROM LAP	LAPS LED	DISTANCE	VEHICLE
8	Phil ATKINSON	1	7	13.81 miles	Kawasaki NINJA 400

ACU Team Green Junior Cup & Senior 300

RACE 3 - GRID (10 Laps)

Kawasaki

ROW 12	36	333	Mark STUBBERFIELD	1:35.090	35	50	Jay YELDHAM	1:34.099	34	97	Ben PLATT
ROW 11				1:34.080	33	33	Patrick KLINGE		32	400	Stuart THURTLÉ
								1:34.061	31	4	Nigel FRANKLIN
ROW 10	30	14	Maryann McCARTNEY	1:33.554	29	73	Jemma HANNAFORD	1:33.329	28	70	Justin WHITE
ROW 9				1:28.503	27	62	Nicholas BETTRIDGE	1:28.222	26	10	Mike BRUNSDON
								1:27.814	25	58	Matthew WOOD
ROW 8	24	99	Elizabeth CLEAVER	1:27.763	23	66	Mark SMITH	1:27.545	22	156	Jack WOLFF
ROW 7				1:27.011	21	18	George HIGGINS	1:26.361	20	191	Craig DANCE
								1:26.233	19	34	Oliver ARBON
ROW 6	18	44	Sam GREEN	1:26.149	17	27	Felix DORLING	1:26.095	16	31	Robbie PARK
ROW 5				1:26.016	15	0	Konrad BREESE	1:25.692	14	67	Iwan JONES
								1:25.374	13	77	Joe WHITE
ROW 4	12	20	Jack MUIR	1:25.309	11	95	Greg MARSHALL	1:25.181	10	91	Sam HIRST
ROW 3				1:24.791	9	60	Lennon DOCHERTY	1:24.682	8	72	Sam MUNSON
								1:24.297	7	8	Phil ATKINSON
ROW 2	6	131	Dylan MELLOR	1:24.223	5	777	Maximus HARDY	1:23.864	4	19	James O'MARA
ROW 1				1:23.376	3	125	Ben JOLLIFFE	1:23.371	2	311	Nathan-Ellis WARD
								1:23.234	1	35	Zack WESTON
Pole											

Donington Park National: 1.9790 miles

These results are provisional until the conclusion of any judicial and technical matters.

Clerk Of Course :	Stewards :	Timekeeper : <i>Craig Smith</i>
-------------------	------------	------------------------------------

Results can be found at www.tsl-timing.com

Printed - 16:13 Saturday, 03 September 2022



ACU Team Green Junior Cup & Senior 300

RACE 3 - CLASSIFICATION

Kawasaki

POS	NO	CL	PIC NAME	ENTRY	LAPS	TIME	GAP	DIFF	MPH	BEST	ON
1	8	S	1 Phil ATKINSON	Kawasaki NINJA 400 - ROSE MOT/Q Oil Treatment	10	15:12.368			77.93	1:28.984	8
2	777	J	1 Maximus HARDY	Kawasaki NINJA 400 - DAD	10	15:12.585	0.217	0.217	77.92	1:28.907	8
3	131	J	2 Dylan MELLOR	Kawasaki NINJA 300 - BDS Motorcycles	10	15:12.744	0.376	0.159	77.90	1:28.025	10
4	20	J	3 Jack MUIR	Kawasaki 400 NINJA -	10	15:13.035	0.667	0.291	77.88	1:28.477	10
5	60	J	4 Lennon DOCHERTY	Kawasaki NINJA 400 - Doc Fit Training	10	15:28.796	16.428	15.761	76.56	1:30.719	9
6	91	J	5 Sam HIRST	Kawasaki NINJA - Valley Racing	10	15:28.927	16.559	0.131	76.55	1:28.993	10
7	95	J	6 Greg MARSHALL	Kawasaki NINJA 300 - Mum & Dad; HEL Performanc	10	15:29.140	16.772	0.213	76.53	1:30.847	8
8	34	J	7 Oliver ARBON	Kawasaki NINJA 400 - tt plumbing and heating	10	15:32.495	20.127	3.355	76.25	1:29.226	10
9	27	J	8 Felix DORLING	Kawasaki NINJA 400 - Kernow Controls	10	15:34.274	21.906	1.779	76.11	1:30.631	10
10	0	S	2 Konrad BREESE	Kawasaki NINJA 400 - STIHL Racing	10	15:36.288	23.920	2.014	75.94	1:30.964	10
11	58	J	9 Matthew WOOD	Kawasaki NINJA 300 - Pull the Pin Racing	10	15:36.546	24.178	0.258	75.92	1:30.223	8
12	125	J	10 Ben JOLLIFFE	Kawasaki NINJA 400 -	10	15:36.839	24.471	0.293	75.90	1:30.948	10
13	35	J	11 Zack WESTON	Kawasaki NINJA 400 - NW Racing	10	15:37.166	24.798	0.327	75.87	1:30.829	8
14	67	J	12 Iwan JONES	Kawasaki NINJA 300 - Danosh Services Ltd	10	15:40.747	28.379	3.581	75.58	1:31.849	9
15	18	J	13 George HIGGINS	Kawasaki NINJA 400 - Aztec Racing	10	15:44.378	32.010	3.631	75.29	1:31.908	6
16	19	J	14 James O'MARA	Kawasaki NINJA 400 - BRP Machining Ltd	10	15:57.666	45.298	13.288	74.25	1:30.622	4
17	66	S	3 Mark SMITH	Kawasaki NINJA 300 - IMP RACING	10	16:00.513	48.145	2.847	74.03	1:33.718	10
18	70	S	4 Justin WHITE	Kawasaki NINJA 400 - Just In Graphics	10	16:09.184	56.816	8.671	73.37	1:34.812	3
19	62	S	5 Nicholas BETTRIDGE	Kawasaki NINJA - Weald builders	10	16:19.512	1:07.144	10.328	72.59	1:35.534	8
20	10	S	6 Mike BRUNSDON	Kawasaki NINJA 400 - CF Fairford	10	16:21.113	1:08.745	1.601	72.47	1:34.554	10
21	191	J	15 Craig DANCE	Kawasaki NINJA 300 - 2 brothers scaffolding	10	16:36.741	1:24.373	15.628	71.34	1:36.485	9
22	73	S	7 Jemma HANNAFORD	Kawasaki NINJA 300 -	9	15:24.523	1 Lap	1 Lap	69.20	1:37.722	7
23	50	J	16 Jay YELDHAM	Kawasaki NINJA 400 - WKD Installations	9	15:26.262	1 Lap	1.739	69.07	1:38.567	7
24	14	J	17 Maryann McCARTNEY	Kawasaki NINJA 300 - McCartney Racing	9	15:45.811	1 Lap	19.549	67.65	1:38.513	8
25	97	J	18 Ben PLATT	Kawasaki NINJA 400 - adss ltd	9	16:45.784	1 Lap	59.973	63.61	1:49.725	9

NOT CLASSIFIED

DNF	44	J	Sam GREEN	Kawasaki NINJA 300 -	8	12:31.995	2 Laps	1 Lap	75.61	1:31.036	8
DNF	31	J	Robbie PARK	Kawasaki NINJA - Mom	7	10:44.249	3 Laps	1 Lap	77.20	1:29.415	5
DNF	156	S	Jack WOLFF	Kawasaki NINJA 300 -	5	8:15.059	5 Laps	2 Laps	71.68	1:35.959	2
DNF	311	J	Nathan-Ellis WARD	Kawasaki NINJA 300 - Zipped up racing	4	6:14.625	6 Laps	1 Lap	75.70	1:31.421	4
DNF	77	J	Joe WHITE	Kawasaki NINJA 400 - Just In Graphics /MZ CONTR	0						
DNF	99	S	Elizabeth CLEAVER	Kawasaki NINJA 300 -	0						

FASTEST LAP

131	J	Dylan MELLOR	Kawasaki NINJA 300 - BDS Motorcycles	10	1:28.025	80.93 mph	130.25 kph
8	S	Phil ATKINSON	Kawasaki NINJA 400 - ROSE MOT/Q Oil Treatment	8	1:28.984	80.06 mph	128.85 kph

Class S - 92.5% of Race Speed = 72.08 mph

Class J - 92.5% of Race Speed = 72.07 mph

Weather / Track : Bright / Dry

These results are provisional until the conclusion of any judicial and technical matters.

Race Distance: 10 Laps / 19.79 miles
Donington Park National: 1.9790 miles
Date: 04/09/2022 Start: 10:11 Finish: 10:26

Clerk Of Course :	Stewards :	Timekeeper : <i>Craig Smith</i>
-------------------	------------	------------------------------------

Results can be found at www.tsl-timing.com

Printed - 10:35 Sunday, 04 September 2022



BMCRC - MRO Championships 2022 - Rnd 8 @ Donington Park National

ACU Team Green Junior Cup & Senior 300

RACE 3 - LAP CHART

LAP 1 @ 10:13:23.315		
NO	BEHIND	LAP TIME

311		1:37.802
8	0.092	1:37.894
19	1.009	1:38.811
777	1.280	1:39.082
35	1.572	1:39.374
131	1.979	1:39.781
31	2.009	1:39.811
95	2.365	1:40.167
20	2.552	1:40.354
60	2.997	1:40.799
125	3.189	1:40.991
67	3.424	1:41.226
91	3.528	1:41.330
0	3.708	1:41.510
44	4.168	1:41.970
27	5.081	1:42.883
34	5.282	1:43.084
156	5.599	1:43.401
66	5.738	1:43.540
70	8.327	1:46.129
18	9.578	1:47.380
62	9.835	1:47.637
10	10.420	1:48.222
58	10.529	1:48.331
191	14.213	1:52.015
97	20.246	1:58.048
50	20.977	1:58.779
73	21.307	1:59.109
14	21.785	1:59.587

LAP 2 @ 10:14:56.634		
NO	BEHIND	LAP TIME

8		1:33.227
311	0.105	1:33.424
19	1.135	1:33.445
31	1.389	1:32.699
777	1.489	1:33.528
20	2.184	1:32.951
131	2.380	1:33.720
60	3.993	1:34.315
35	4.635	1:36.382
91	4.925	1:34.716
95	5.028	1:35.982
125	5.420	1:35.550
67	6.167	1:36.062
0	6.286	1:35.897
44	6.454	1:35.605
27	6.710	1:34.948
34	7.740	1:35.777
66	8.142	1:35.723
156	8.239	1:35.959
58	10.832	1:33.622
18	11.092	1:34.833
70	11.550	1:36.542
62	14.340	1:37.824
10	14.741	1:37.640
191	24.796	1:43.902
50	31.746	1:44.088
73	34.956	1:46.968
97	38.143	1:51.216
14	38.451	1:49.985

LAP 3 @ 10:16:27.907		
NO	BEHIND	LAP TIME

8		1:31.273
777	0.372	1:30.156
311	0.810	1:31.978
19	1.702	1:31.840
31	1.849	1:31.733
131	2.627	1:31.520
20	2.729	1:31.818
60	5.527	1:32.807
95	5.659	1:31.904
91	7.023	1:33.371
35	7.578	1:34.216
125	7.903	1:33.756
44	8.093	1:32.912
0	8.247	1:33.234
27	8.839	1:33.402
67	9.505	1:34.611
34	10.813	1:34.346
66	12.258	1:35.389
58	12.958	1:33.399
18	13.615	1:33.796
70	15.089	1:34.812
156	19.817	1:42.851
10	21.027	1:37.559
62	21.477	1:38.410
191	33.252	1:39.729
50	43.076	1:42.603
73	46.391	1:42.708
14	56.838	1:49.660
97	58.297	1:51.427

LAP 4 @ 10:17:58.625		
NO	BEHIND	LAP TIME

777		1:30.346
8	0.142	1:30.860
31	1.156	1:30.025
311	1.513	1:31.421
19	1.606	1:30.622
131	1.706	1:29.797
20	1.967	1:29.956
60	6.338	1:31.529
95	6.493	1:31.552
91	8.859	1:32.554
44	9.279	1:31.904
35	9.978	1:33.118
0	10.109	1:32.580
125	10.799	1:33.614
27	11.136	1:33.015
67	11.319	1:32.532
34	13.220	1:33.125
58	13.580	1:31.340
18	15.047	1:32.150
66	15.654	1:34.114
70	19.487	1:35.116
156	25.797	1:36.698
10	26.392	1:36.083
62	26.730	1:35.971
191	39.808	1:37.274
50	54.060	1:41.702
73	56.466	1:40.793
14	1:08.942	1:42.822
97	1:18.568	1:50.989

LAP 5 @ 10:19:28.364		
NO	BEHIND	LAP TIME

777		1:29.739
8	0.404	1:30.001
31	0.832	1:29.415
20	2.726	1:30.498
131	2.770	1:30.803
60	8.105	1:31.506
95	8.205	1:31.451
44	12.847	1:33.307
91	13.165	1:34.045
0	13.533	1:33.163
27	14.453	1:33.056
35	14.686	1:34.447
125	15.023	1:33.963
34	15.574	1:32.093
67	16.953	1:35.373
58	16.983	1:33.142
18	17.370	1:32.062
66	21.313	1:35.398
70	25.377	1:35.629
19	31.077	1:59.210
156	32.208	1:36.150
10	34.983	1:38.330
62	35.285	1:38.294
191	48.294	1:38.225
50	1:05.346	1:41.025
73	1:06.478	1:39.751
14	1:22.089	1:42.886

LAP 6 @ 10:20:57.773		
NO	BEHIND	LAP TIME

777		1:29.409
8	0.330	1:29.335
31	0.908	1:29.485
20	3.497	1:30.180
131	3.591	1:30.230
95	11.560	1:32.764
60	11.649	1:32.953
97	1 Lap	1:52.317
44	15.491	1:32.053
91	15.824	1:32.068
0	16.603	1:32.479
27	16.625	1:31.581
34	17.877	1:31.712
125	18.284	1:32.670
35	18.445	1:33.168
58	18.908	1:31.334
67	19.436	1:31.892
18	19.869	1:31.908
66	26.224	1:34.320
70	30.850	1:34.882
19	35.007	1:33.339
10	43.813	1:38.239
62	43.939	1:38.063
191	56.587	1:37.702
73	1:16.220	1:39.151
50	1:17.183	1:41.246

LAP 7 @ 10:22:28.102		
NO	BEHIND	LAP TIME

8		1:29.999
777	0.196	1:30.525
31	1.660	1:31.081

20	2.303	1:29.135
131	2.393	1:29.131
14	1 Lap	1:41.827
60	12.956	1:31.636
95	13.052	1:31.821
91	16.969	1:31.474
44	18.370	1:33.208
27	18.666	1:32.370
0	18.762	1:32.488
34	19.035	1:31.487
125	20.582	1:32.627
58	20.855	1:32.276
35	21.146	1:33.030
67	21.955	1:32.848
18	22.732	1:33.192
66	31.506	1:35.611
97	1 Lap	1:51.453
70	35.483	1:34.962
19	36.277	1:31.599
62	49.602	1:35.992
10	50.143	1:36.659
191	1:03.720	1:37.462
73	1:23.613	1:37.722
50	1:25.421	1:38.567

LAP 8 @ 10:23:57.086		
NO	BEHIND	LAP TIME

8		1:28.984
777	0.119	1:28.907
20	3.123	1:29.804
131	3.401	1:29.992
95	14.915	1:30.847
14	1 Lap	1:39.849
60	15.138	1:31.166
91	18.529	1:30.544
44	20.422	1:31.036
34	20.603	1:30.552
27	21.255	1:31.573
0	21.465	1:31.687
58	22.094	1:30.223
125	22.790	1:31.192
35	22.991	1:30.829
67	24.933	1:31.962
18	26.118	1:32.370
66	37.892	1:35.370
19	41.965	1:34.672
70	45.143	1:38.644
97	1 Lap	1:50.821
62	56.152	1:35.534
10	57.856	1:36.697
191	1:11.222	1:36.486

LAP 9 @ 10:25:28.471		
NO	BEHIND	LAP TIME

8		1:31.385
777	0.287	1:31.553
20	1.600	1:29.862
131	1.761	1:29.745
73	1 Lap	1:40.023
50	1 Lap	1:39.285
60	14.472	1:30.719
95	14.606	1:31.076
91	16.976	1:29.832
34	20.311	1:31.093
27	20.685	1:30.815

14	1 Lap	1:38.513
58	22.258	1:31.549
0	22.366	1:32.286
125	22.933	1:31.528
35	23.026	1:31.420
67	25.397	1:31.849
18	27.242	1:32.509
66	43.837	1:37.330
19	43.943	1:33.363
70	50.740	1:36.982
62	1:00.575	1:35.808
10	1:03.601	1:37.130
97	1 Lap	1:49.788
191	1:16.322	1:36.485

LAP 10 @ 10:26:57.881		
NO	BEHIND	LAP TIME

8		1:29.410
777	0.217	1:29.340
131	0.376	1:28.025
20	0.667	1:28.477
73	1 Lap	1:38.298
50	1 Lap	1:38.967
60	16.428	1:31.366
91	16.559	1:28.993
95	16.772	1:31.576
34	20.127	1:29.226
27	21.906	1:30.631
0	23.920	1:30.964
58	24.178	1:31.330
125	24.471	1:30.948
35	24.798	1:31.182
67	28.379	1:32.392
18	32.010	1:34.178
14	1 Lap	1:40.682
19	45.298	1:30.765
66	48.145	1:33.718
70	56.816	1:35.486
62	1:07.144	1:35.979
10	1:08.745	1:34.554
191	1:24.373	1:37.461
97	1 Lap	1:49.725

BMCRC - MRO Championships 2022 - Rnd 8 @ Donington Park National

ACU Team Green Junior Cup & Senior 300

RACE 3 - SECTOR ANALYSIS



SECTOR 1 = FL to I1, SECTOR 2 = I1 to FL, DIFF = Difference To Personal Best Lap, P = Crossed Finish Line in Pit Lane, D = Time Disallowed

P1		8 S		Phil ATKINSON		Kawasaki NINJA 400 - ROSE MOT/Q Oil Treatments	
IDEAL LAP TIME : 1:28.984		BEST LAP TIME : 1:28.984		DIFFERENCE : 0.000			
LAP	SECTOR 1	SECTOR 2	LAP TIME	MPH	DIFF	TIME OF DAY	
1 -		32.980	1:37.894	72.77	8.910	10:13:23.407	
2 -	59.735	33.492	1:33.227	76.42	4.243	10:14:56.634	
3 -	59.267	32.006	1:31.273	78.05	2.289	10:16:27.907	
4 -	58.965	31.895	1:30.860	78.41	1.876	10:17:58.767	
5 -	58.610	31.391	1:30.001	79.16	1.017	10:19:28.768	
6 -	58.029	31.306	1:29.335 (2)	79.75	0.351	10:20:58.103	
7 -	58.467	31.532	1:29.999	79.16	1.015	10:22:28.102	
8 -	57.722	31.262	1:28.984 (1)	80.06		10:23:57.086	
9 -	59.020	32.365	1:31.385	77.96	2.401	10:25:28.471	
10 -	57.814	31.596	1:29.410 (3)	79.68	0.426	10:26:57.881	

P2		777 J		Maximus HARDY		Kawasaki NINJA 400 - DAD	
IDEAL LAP TIME : 1:28.558		BEST LAP TIME : 1:28.907		DIFFERENCE : 0.349			
LAP	SECTOR 1	SECTOR 2	LAP TIME	MPH	DIFF	TIME OF DAY	
1 -		33.456	1:39.082	71.90	10.175	10:13:24.595	
2 -	1:00.817	32.711	1:33.528	76.17	4.621	10:14:58.123	
3 -	58.806	31.350	1:30.156	79.02	1.249	10:16:28.279	
4 -	58.560	31.786	1:30.346	78.85	1.439	10:17:58.625	
5 -	58.320	31.419	1:29.739	79.39	0.832	10:19:28.364	
6 -	58.048	31.361	1:29.409 (3)	79.68	0.502	10:20:57.773	
7 -	58.731	31.794	1:30.525	78.70	1.618	10:22:28.298	
8 -	57.208	31.699	1:28.907 (1)	80.13		10:23:57.205	
9 -	59.104	32.449	1:31.553	77.81	2.646	10:25:28.758	
10 -	57.738	31.602	1:29.340 (2)	79.74	0.433	10:26:58.098	

P3		131 J		Dylan MELLOR		Kawasaki NINJA 300 - BDS Motorcycles	
IDEAL LAP TIME : 1:28.025		BEST LAP TIME : 1:28.025		DIFFERENCE : 0.000			
LAP	SECTOR 1	SECTOR 2	LAP TIME	MPH	DIFF	TIME OF DAY	
1 -		34.026	1:39.781	71.40	11.756	10:13:25.294	
2 -	1:00.858	32.862	1:33.720	76.02	5.695	10:14:59.014	
3 -	59.340	32.180	1:31.520	77.84	3.495	10:16:30.534	
4 -	58.106	31.691	1:29.797	79.34	1.772	10:18:00.331	
5 -	58.947	31.856	1:30.803	78.46	2.778	10:19:31.134	
6 -	58.708	31.522	1:30.230	78.96	2.205	10:21:01.364	
7 -	57.653	31.478	1:29.131 (2)	79.93	1.106	10:22:30.495	
8 -	57.738	32.254	1:29.992	79.16	1.967	10:24:00.487	
9 -	57.456	32.289	1:29.745 (3)	79.38	1.720	10:25:30.232	
10 -	56.876	31.149	1:28.025 (1)	80.93		10:26:58.257	

P4		20 J		Jack MUIR		Kawasaki 400 NINJA -	
IDEAL LAP TIME : 1:28.477		BEST LAP TIME : 1:28.477		DIFFERENCE : 0.000			
LAP	SECTOR 1	SECTOR 2	LAP TIME	MPH	DIFF	TIME OF DAY	
1 -		33.595	1:40.354	70.99	11.877	10:13:25.867	
2 -	1:00.485	32.466	1:32.951	76.64	4.474	10:14:58.818	
3 -	59.803	32.015	1:31.818	77.59	3.341	10:16:30.636	
4 -	58.505	31.451	1:29.956	79.20	1.479	10:18:00.592	
5 -	58.791	31.707	1:30.498	78.72	2.021	10:19:31.090	
6 -	58.924	31.256	1:30.180	79.00	1.703	10:21:01.270	
7 -	58.076	31.059	1:29.135 (2)	79.93	0.658	10:22:30.405	
8 -	58.000	31.804	1:29.804 (3)	79.33	1.327	10:24:00.209	
9 -	58.063	31.799	1:29.862	79.28	1.385	10:25:30.071	
10 -	57.737	30.740	1:28.477 (1)	80.52		10:26:58.548	

BMCRC - MRO Championships 2022 - Rnd 8 @ Donington Park National

ACU Team Green Junior Cup & Senior 300

RACE 3 - SECTOR ANALYSIS



SECTOR 1 = FL to I1, SECTOR 2 = I1 to FL, DIFF = Difference To Personal Best Lap, P = Crossed Finish Line in Pit Lane, D = Time Disallowed

P5 60 J		Lennon DOCHERTY		Kawasaki NINJA 400 - Doc Fit Training		
IDEAL LAP TIME : 1:30.566		BEST LAP TIME : 1:30.719		DIFFERENCE : 0.153		
LAP	SECTOR 1	SECTOR 2	LAP TIME	MPH	DIFF	TIME OF DAY
1 -		33.928	1:40.799	70.68	10.080	10:13:26.312
2 -	1:01.064	33.251	1:34.315	75.54	3.596	10:15:00.627
3 -	1:00.364	32.443	1:32.807	76.76	2.088	10:16:33.434
4 -	59.352	32.177	1:31.529	77.84	0.810	10:18:04.963
5 -	59.667	31.839	1:31.506	77.85	0.787	10:19:36.469
6 -	59.487	33.466	1:32.953	76.64	2.234	10:21:09.422
7 -	59.420	32.216	1:31.636	77.74	0.917	10:22:41.058
8 -	59.384	31.782	1:31.166 (2)	78.15	0.447	10:24:12.224
9 -	58.974	31.745	1:30.719 (1)	78.53		10:25:42.943
10 -	59.774	31.592	1:31.366 (3)	77.97	0.647	10:27:14.309

P6 91 J		Sam HIRST		Kawasaki NINJA - Valley Racing		
IDEAL LAP TIME : 1:28.993		BEST LAP TIME : 1:28.993		DIFFERENCE : 0.000		
LAP	SECTOR 1	SECTOR 2	LAP TIME	MPH	DIFF	TIME OF DAY
1 -		33.836	1:41.330	70.31	12.337	10:13:26.843
2 -	1:01.502	33.214	1:34.716	75.22	5.723	10:15:01.559
3 -	1:00.707	32.664	1:33.371	76.30	4.378	10:16:34.930
4 -	1:00.069	32.485	1:32.554	76.97	3.561	10:18:07.484
5 -	1:01.059	32.986	1:34.045	75.75	5.052	10:19:41.529
6 -	59.953	32.115	1:32.068	77.38	3.075	10:21:13.597
7 -	59.694	31.780	1:31.474	77.88	2.481	10:22:45.071
8 -	58.757	31.787	1:30.544 (3)	78.68	1.551	10:24:15.615
9 -	58.178	31.654	1:29.832 (2)	79.31	0.839	10:25:45.447
10 -	57.658	31.335	1:28.993 (1)	80.05		10:27:14.440

P7 95 J		Greg MARSHALL		Kawasaki NINJA 300 - Mum & Dad; HEL Performance		
IDEAL LAP TIME : 1:30.590		BEST LAP TIME : 1:30.847		DIFFERENCE : 0.257		
LAP	SECTOR 1	SECTOR 2	LAP TIME	MPH	DIFF	TIME OF DAY
1 -		33.827	1:40.167	71.12	9.320	10:13:25.680
2 -	1:02.261	33.721	1:35.982	74.22	5.135	10:15:01.662
3 -	59.753	32.151	1:31.904	77.52	1.057	10:16:33.566
4 -	59.519	32.033	1:31.552	77.82	0.705	10:18:05.118
5 -	59.662	31.789	1:31.451 (3)	77.90	0.604	10:19:36.569
6 -	59.410	33.354	1:32.764	76.80	1.917	10:21:09.333
7 -	59.498	32.323	1:31.821	77.59	0.974	10:22:41.154
8 -	58.801	32.046	1:30.847 (1)	78.42		10:24:12.001
9 -	58.965	32.111	1:31.076 (2)	78.22	0.229	10:25:43.077
10 -	59.524	32.052	1:31.576	77.80	0.729	10:27:14.653

P8 34 J		Oliver ARBON		Kawasaki NINJA 400 - ft plumbing and heating		
IDEAL LAP TIME : 1:29.226		BEST LAP TIME : 1:29.226		DIFFERENCE : 0.000		
LAP	SECTOR 1	SECTOR 2	LAP TIME	MPH	DIFF	TIME OF DAY
1 -		34.365	1:43.084	69.11	13.858	10:13:28.597
2 -	1:01.841	33.936	1:35.777	74.38	6.551	10:15:04.374
3 -	1:01.651	32.695	1:34.346	75.51	5.120	10:16:38.720
4 -	1:00.746	32.379	1:33.125	76.50	3.899	10:18:11.845
5 -	1:00.013	32.080	1:32.093	77.36	2.867	10:19:43.938
6 -	59.552	32.160	1:31.712	77.68	2.486	10:21:15.650
7 -	59.457	32.030	1:31.487	77.87	2.261	10:22:47.137
8 -	58.872	31.680	1:30.552 (2)	78.68	1.326	10:24:17.689
9 -	59.058	32.035	1:31.093 (3)	78.21	1.867	10:25:48.782
10 -	57.883	31.343	1:29.226 (1)	79.84		10:27:18.008

BMCRC - MRO Championships 2022 - Rnd 8 @ Donington Park National

ACU Team Green Junior Cup & Senior 300

RACE 3 - SECTOR ANALYSIS



SECTOR 1 = FL to I1, SECTOR 2 = I1 to FL, DIFF = Difference To Personal Best Lap, P = Crossed Finish Line in Pit Lane, D = Time Disallowed

P9 27 J Felix DORLING		Kawasaki NINJA 400 - Kernow Controls				
IDEAL LAP TIME : 1:30.542		BEST LAP TIME : 1:30.631		DIFFERENCE : 0.089		
LAP	SECTOR 1	SECTOR 2	LAP TIME	MPH	DIFF	TIME OF DAY
1 -		34.022	1:42.883	69.24	12.252	10:13:28.396
2 -	1:00.752	34.196	1:34.948	75.03	4.317	10:15:03.344
3 -	1:00.607	32.795	1:33.402	76.27	2.771	10:16:36.746
4 -	59.985	33.030	1:33.015	76.59	2.384	10:18:09.761
5 -	1:00.348	32.708	1:33.056	76.56	2.425	10:19:42.817
6 -	59.634	31.947	1:31.581	77.79	0.950	10:21:14.398
7 -	1:00.208	32.162	1:32.370	77.13	1.739	10:22:46.768
8 -	59.518	32.055	1:31.573 (3)	77.80	0.942	10:24:18.341
9 -	58.727	32.088	1:30.815 (2)	78.45	0.184	10:25:49.156
10 -	58.595	32.036	1:30.631 (1)	78.61		10:27:19.787

P10 0 S Konrad BREESE		Kawasaki NINJA 400 - STIHL Racing				
IDEAL LAP TIME : 1:30.964		BEST LAP TIME : 1:30.964		DIFFERENCE : 0.000		
LAP	SECTOR 1	SECTOR 2	LAP TIME	MPH	DIFF	TIME OF DAY
1 -		33.448	1:41.510	70.18	10.546	10:13:27.023
2 -	1:01.931	33.966	1:35.897	74.29	4.933	10:15:02.920
3 -	1:00.470	32.764	1:33.234	76.41	2.270	10:16:36.154
4 -	1:00.009	32.571	1:32.580	76.95	1.616	10:18:08.734
5 -	1:00.699	32.464	1:33.163	76.47	2.199	10:19:41.897
6 -	59.861	32.618	1:32.479	77.04	1.515	10:21:14.376
7 -	1:00.050	32.438	1:32.488	77.03	1.524	10:22:46.864
8 -	59.690	31.997	1:31.687 (2)	77.70	0.723	10:24:18.551
9 -	59.289	32.997	1:32.286 (3)	77.20	1.322	10:25:50.837
10 -	59.203	31.761	1:30.964 (1)	78.32		10:27:21.801

P11 58 J Matthew WOOD		Kawasaki NINJA 300 - Pull the Pin Racing				
IDEAL LAP TIME : 1:29.994		BEST LAP TIME : 1:30.223		DIFFERENCE : 0.229		
LAP	SECTOR 1	SECTOR 2	LAP TIME	MPH	DIFF	TIME OF DAY
1 -		37.778	1:48.331	65.76	18.108	10:13:33.844
2 -	1:01.110	32.512	1:33.622	76.10	3.399	10:15:07.466
3 -	1:01.011	32.388	1:33.399	76.28	3.176	10:16:40.865
4 -	59.739	31.601	1:31.340	78.00	1.117	10:18:12.205
5 -	59.498	33.644	1:33.142	76.49	2.919	10:19:45.347
6 -	58.600	32.734	1:31.334 (3)	78.00	1.111	10:21:16.681
7 -	59.388	32.888	1:32.276	77.21	2.053	10:22:48.957
8 -	58.393	31.830	1:30.223 (1)	78.96		10:24:19.180
9 -	58.930	32.619	1:31.549	77.82	1.326	10:25:50.729
10 -	59.056	32.274	1:31.330 (2)	78.00	1.107	10:27:22.059

P12 125 J Ben JOLLIFFE		Kawasaki NINJA 400 -				
IDEAL LAP TIME : 1:30.755		BEST LAP TIME : 1:30.948		DIFFERENCE : 0.193		
LAP	SECTOR 1	SECTOR 2	LAP TIME	MPH	DIFF	TIME OF DAY
1 -		34.531	1:40.991	70.54	10.043	10:13:26.504
2 -	1:02.016	33.534	1:35.550	74.56	4.602	10:15:02.054
3 -	1:00.778	32.978	1:33.756	75.99	2.808	10:16:35.810
4 -	1:00.702	32.912	1:33.614	76.10	2.666	10:18:09.424
5 -	1:00.935	33.028	1:33.963	75.82	3.015	10:19:43.387
6 -	1:00.333	32.337	1:32.670	76.88	1.722	10:21:16.057
7 -	59.768	32.859	1:32.627	76.91	1.679	10:22:48.684
8 -	58.967	32.225	1:31.192 (2)	78.12	0.244	10:24:19.876
9 -	59.117	32.411	1:31.528 (3)	77.84	0.580	10:25:51.404
10 -	59.160	31.788	1:30.948 (1)	78.33		10:27:22.352

BMCRC - MRO Championships 2022 - Rnd 8 @ Donington Park National

ACU Team Green Junior Cup & Senior 300

RACE 3 - SECTOR ANALYSIS



SECTOR 1 = FL to I1, SECTOR 2 = I1 to FL, DIFF = Difference To Personal Best Lap, P = Crossed Finish Line in Pit Lane, D = Time Disallowed

P13 35 J		Zack WESTON		Kawasaki NINJA 400 - NW Racing			
IDEAL LAP TIME : 1:30.829		BEST LAP TIME : 1:30.829		DIFFERENCE : 0.000			
LAP	SECTOR 1	SECTOR 2	LAP TIME	MPH	DIFF	TIME OF DAY	
1 -		34.012	1:39.374	71.69	8.545	10:13:24.887	
2 -	1:02.948	33.434	1:36.382	73.92	5.553	10:15:01.269	
3 -	1:01.342	32.874	1:34.216	75.62	3.387	10:16:35.485	
4 -	1:00.501	32.617	1:33.118	76.51	2.289	10:18:08.603	
5 -	1:01.409	33.038	1:34.447	75.43	3.618	10:19:43.050	
6 -	1:00.381	32.787	1:33.168	76.47	2.339	10:21:16.218	
7 -	1:00.409	32.621	1:33.030	76.58	2.201	10:22:49.248	
8 -	58.759	32.070	1:30.829 (1)	78.44		10:24:20.077	
9 -	59.159	32.261	1:31.420 (3)	77.93	0.591	10:25:51.497	
10 -	58.865	32.317	1:31.182 (2)	78.13	0.353	10:27:22.679	

P14 67 J		Iwan JONES		Kawasaki NINJA 300 - Danosh Services Ltd			
IDEAL LAP TIME : 1:31.564		BEST LAP TIME : 1:31.849		DIFFERENCE : 0.285			
LAP	SECTOR 1	SECTOR 2	LAP TIME	MPH	DIFF	TIME OF DAY	
1 -		34.168	1:41.226	70.38	9.377	10:13:26.739	
2 -	1:01.949	34.113	1:36.062	74.16	4.213	10:15:02.801	
3 -	1:00.894	33.717	1:34.611	75.30	2.762	10:16:37.412	
4 -	1:00.066	32.466	1:32.532	76.99	0.683	10:18:09.944	
5 -	1:01.560	33.813	1:35.373	74.70	3.524	10:19:45.317	
6 -	59.302	32.590	1:31.892 (2)	77.53	0.043	10:21:17.209	
7 -	1:00.415	32.433	1:32.848	76.73	0.999	10:22:50.057	
8 -	59.700	32.262	1:31.962 (3)	77.47	0.113	10:24:22.019	
9 -	59.388	32.461	1:31.849 (1)	77.56		10:25:53.868	
10 -	59.999	32.393	1:32.392	77.11	0.543	10:27:26.260	

P15 18 J		George HIGGINS		Kawasaki NINJA 400 - Aztec Racing			
IDEAL LAP TIME : 1:31.508		BEST LAP TIME : 1:31.908		DIFFERENCE : 0.400			
LAP	SECTOR 1	SECTOR 2	LAP TIME	MPH	DIFF	TIME OF DAY	
1 -		37.069	1:47.380	66.34	15.472	10:13:32.893	
2 -	1:01.669	33.164	1:34.833	75.12	2.925	10:15:07.726	
3 -	1:01.081	32.715	1:33.796	75.95	1.888	10:16:41.522	
4 -	59.897	32.253	1:32.150 (3)	77.31	0.242	10:18:13.672	
5 -	59.828	32.234	1:32.062 (2)	77.38	0.154	10:19:45.734	
6 -	59.274	32.634	1:31.908 (1)	77.51		10:21:17.642	
7 -	1:00.352	32.840	1:33.192	76.45	1.284	10:22:50.834	
8 -	59.679	32.691	1:32.370	77.13	0.462	10:24:23.204	
9 -	59.714	32.795	1:32.509	77.01	0.601	10:25:55.713	
10 -	1:00.817	33.361	1:34.178	75.65	2.270	10:27:29.891	

P16 19 J		James O'MARA		Kawasaki NINJA 400 - BRP Machining Ltd			
IDEAL LAP TIME : 1:30.423		BEST LAP TIME : 1:30.622		DIFFERENCE : 0.199			
LAP	SECTOR 1	SECTOR 2	LAP TIME	MPH	DIFF	TIME OF DAY	
1 -		33.300	1:38.811	72.10	8.189	10:13:24.324	
2 -	1:00.780	32.665	1:33.445	76.24	2.823	10:14:57.769	
3 -	59.309	32.531	1:31.840	77.57	1.218	10:16:29.609	
4 -	58.851	31.771	1:30.622 (1)	78.61		10:18:00.231	
5 -	1:26.556	32.654	1:59.210	59.76	28.588	10:19:59.441	
6 -	1:00.958	32.381	1:33.339	76.33	2.717	10:21:32.780	
7 -	59.523	32.076	1:31.599 (3)	77.78	0.977	10:23:04.379	
8 -	1:01.769	32.903	1:34.672	75.25	4.050	10:24:39.051	
9 -	1:00.824	32.539	1:33.363	76.31	2.741	10:26:12.414	
10 -	59.193	31.572	1:30.765 (2)	78.49	0.143	10:27:43.179	

BMCRC - MRO Championships 2022 - Rnd 8 @ Donington Park National

ACU Team Green Junior Cup & Senior 300

RACE 3 - SECTOR ANALYSIS



SECTOR 1 = FL to I1, SECTOR 2 = I1 to FL, DIFF = Difference To Personal Best Lap, P = Crossed Finish Line in Pit Lane, D = Time Disallowed

P17 66 S		Mark SMITH		Kawasaki NINJA 300 - IMP RACING			
IDEAL LAP TIME : 1:33.718		BEST LAP TIME : 1:33.718		DIFFERENCE : 0.000			
LAP	SECTOR 1	SECTOR 2	LAP TIME	MPH	DIFF	TIME OF DAY	
1 -		34.477	1:43.540	68.81	9.822	10:13:29.053	
2 -	1:02.062	33.661	1:35.723	74.42	2.005	10:15:04.776	
3 -	1:01.729	33.660	1:35.389	74.69	1.671	10:16:40.165	
4 -	1:00.984	33.130	1:34.114 (2)	75.70	0.396	10:18:14.279	
5 -	1:02.076	33.322	1:35.398	74.68	1.680	10:19:49.677	
6 -	1:01.231	33.089	1:34.320 (3)	75.53	0.602	10:21:23.997	
7 -	1:01.592	34.019	1:35.611	74.51	1.893	10:22:59.608	
8 -	1:01.279	34.091	1:35.370	74.70	1.652	10:24:34.978	
9 -	1:03.520	33.810	1:37.330	73.20	3.612	10:26:12.308	
10 -	1:00.791	32.927	1:33.718 (1)	76.02		10:27:46.026	

P18 70 S		Justin WHITE		Kawasaki NINJA 400 - Just In Graphics			
IDEAL LAP TIME : 1:34.437		BEST LAP TIME : 1:34.812		DIFFERENCE : 0.375			
LAP	SECTOR 1	SECTOR 2	LAP TIME	MPH	DIFF	TIME OF DAY	
1 -		35.288	1:46.129	67.13	11.317	10:13:31.642	
2 -	1:02.437	34.105	1:36.542	73.79	1.730	10:15:08.184	
3 -	1:01.540	33.272	1:34.812 (1)	75.14		10:16:42.996	
4 -	1:01.767	33.349	1:35.116	74.90	0.304	10:18:18.112	
5 -	1:02.579	33.050	1:35.629	74.50	0.817	10:19:53.741	
6 -	1:01.909	32.973	1:34.882 (2)	75.08	0.070	10:21:28.623	
7 -	1:01.464	33.498	1:34.962 (3)	75.02	0.150	10:23:03.585	
8 -	1:04.881	33.763	1:38.644	72.22	3.832	10:24:42.229	
9 -	1:03.073	33.909	1:36.982	73.46	2.170	10:26:19.211	
10 -	1:02.100	33.386	1:35.486	74.61	0.674	10:27:54.697	

P19 62 S		Nicholas BETTRIDGE		Kawasaki NINJA - Weald builders			
IDEAL LAP TIME : 1:35.067		BEST LAP TIME : 1:35.534		DIFFERENCE : 0.467			
LAP	SECTOR 1	SECTOR 2	LAP TIME	MPH	DIFF	TIME OF DAY	
1 -		36.761	1:47.637	66.19	12.103	10:13:33.150	
2 -	1:03.375	34.449	1:37.824	72.83	2.290	10:15:10.974	
3 -	1:03.568	34.842	1:38.410	72.39	2.876	10:16:49.384	
4 -	1:02.474	33.497	1:35.971 (3)	74.23	0.437	10:18:25.355	
5 -	1:04.344	33.950	1:38.294	72.48	2.760	10:20:03.649	
6 -	1:03.453	34.610	1:38.063	72.65	2.529	10:21:41.712	
7 -	1:02.354	33.638	1:35.992	74.22	0.458	10:23:17.704	
8 -	1:01.852	33.682	1:35.534 (1)	74.57		10:24:53.238	
9 -	1:02.593	33.215	1:35.808 (2)	74.36	0.274	10:26:29.046	
10 -	1:02.529	33.450	1:35.979	74.23	0.445	10:28:05.025	

P20 10 S		Mike BRUNSDON		Kawasaki NINJA 400 - CF Fairford			
IDEAL LAP TIME : 1:34.554		BEST LAP TIME : 1:34.554		DIFFERENCE : 0.000			
LAP	SECTOR 1	SECTOR 2	LAP TIME	MPH	DIFF	TIME OF DAY	
1 -		36.354	1:48.222	65.83	13.668	10:13:33.735	
2 -	1:03.217	34.423	1:37.640	72.96	3.086	10:15:11.375	
3 -	1:03.094	34.465	1:37.559	73.02	3.005	10:16:48.934	
4 -	1:01.796	34.287	1:36.083 (2)	74.15	1.529	10:18:25.017	
5 -	1:04.406	33.924	1:38.330	72.45	3.776	10:20:03.347	
6 -	1:03.252	34.987	1:38.239	72.52	3.685	10:21:41.586	
7 -	1:02.859	33.800	1:36.659 (3)	73.70	2.105	10:23:18.245	
8 -	1:02.406	34.291	1:36.697	73.68	2.143	10:24:54.942	
9 -	1:03.035	34.095	1:37.130	73.35	2.576	10:26:32.072	
10 -	1:01.409	33.145	1:34.554 (1)	75.34		10:28:06.626	

BMCRC - MRO Championships 2022 - Rnd 8 @ Donington Park National

ACU Team Green Junior Cup & Senior 300

RACE 3 - SECTOR ANALYSIS



SECTOR 1 = FL to I1, SECTOR 2 = I1 to FL, DIFF = Difference To Personal Best Lap, P = Crossed Finish Line in Pit Lane, D = Time Disallowed

P21 191 J		Craig DANCE		Kawasaki NINJA 300 - 2 brothers scaffolding			
IDEAL LAP TIME : 1:36.235		BEST LAP TIME : 1:36.485		DIFFERENCE : 0.250			
LAP	SECTOR 1	SECTOR 2	LAP TIME	MPH	DIFF	TIME OF DAY	
1 -		38.025	1:52.015	63.60	15.530	10:13:37.528	
2 -	1:08.169	35.733	1:43.902	68.57	7.417	10:15:21.430	
3 -	1:04.936	34.793	1:39.729	71.44	3.244	10:17:01.159	
4 -	1:03.373	33.901	1:37.274 (3)	73.24	0.789	10:18:38.433	
5 -	1:03.848	34.377	1:38.225	72.53	1.740	10:20:16.658	
6 -	1:03.226	34.476	1:37.702	72.92	1.217	10:21:54.360	
7 -	1:03.310	34.152	1:37.462	73.10	0.977	10:23:31.822	
8 -	1:02.529	33.957	1:36.486 (2)	73.84	0.001	10:25:08.308	
9 -	1:02.779	33.706	1:36.485 (1)	73.84		10:26:44.793	
10 -	1:03.209	34.252	1:37.461	73.10	0.976	10:28:22.254	

P22 73 S		Jemma HANNAFORD		Kawasaki NINJA 300 -			
IDEAL LAP TIME : 1:37.216		BEST LAP TIME : 1:37.722		DIFFERENCE : 0.506			
LAP	SECTOR 1	SECTOR 2	LAP TIME	MPH	DIFF	TIME OF DAY	
1 -		39.210	1:59.109	59.81	21.387	10:13:44.622	
2 -	1:09.731	37.237	1:46.968	66.60	9.246	10:15:31.590	
3 -	1:06.802	35.906	1:42.708	69.36	4.986	10:17:14.298	
4 -	1:05.822	34.971	1:40.793	70.68	3.071	10:18:55.091	
5 -	1:05.153	34.598	1:39.751	71.42	2.029	10:20:34.842	
6 -	1:04.537	34.614	1:39.151 (3)	71.85	1.429	10:22:13.993	
7 -	1:03.290	34.432	1:37.722 (1)	72.90		10:23:51.715	
8 -	1:04.222	35.801	1:40.023	71.23	2.301	10:25:31.738	
9 -	1:04.372	33.926	1:38.298 (2)	72.48	0.576	10:27:10.036	

P23 50 J		Jay YELDHAM		Kawasaki NINJA 400 - WKD Installations			
IDEAL LAP TIME : 1:38.146		BEST LAP TIME : 1:38.567		DIFFERENCE : 0.421			
LAP	SECTOR 1	SECTOR 2	LAP TIME	MPH	DIFF	TIME OF DAY	
1 -		39.492	1:58.779	59.98	20.212	10:13:44.292	
2 -	1:07.681	36.407	1:44.088	68.44	5.521	10:15:28.380	
3 -	1:07.189	35.414	1:42.603	69.43	4.036	10:17:10.983	
4 -	1:06.391	35.311	1:41.702	70.05	3.135	10:18:52.685	
5 -	1:05.880	35.145	1:41.025	70.52	2.458	10:20:33.710	
6 -	1:06.151	35.095	1:41.246	70.36	2.679	10:22:14.956	
7 -	1:03.995	34.572	1:38.567 (1)	72.28		10:23:53.523	
8 -	1:04.285	35.000	1:39.285 (3)	71.75	0.718	10:25:32.808	
9 -	1:04.816	34.151	1:38.967 (2)	71.99	0.400	10:27:11.775	

P24 14 J		Maryann McCARTNEY		Kawasaki NINJA 300 - McCartney Racing			
IDEAL LAP TIME : 1:38.513		BEST LAP TIME : 1:38.513		DIFFERENCE : 0.000			
LAP	SECTOR 1	SECTOR 2	LAP TIME	MPH	DIFF	TIME OF DAY	
1 -		39.122	1:59.587	59.57	21.074	10:13:45.100	
2 -	1:11.067	38.918	1:49.985	64.77	11.472	10:15:35.085	
3 -	1:12.978	36.682	1:49.660	64.97	11.147	10:17:24.745	
4 -	1:06.817	36.005	1:42.822	69.29	4.309	10:19:07.567	
5 -	1:06.971	35.915	1:42.886	69.24	4.373	10:20:50.453	
6 -	1:06.705	35.122	1:41.827	69.96	3.314	10:22:32.280	
7 -	1:03.966	35.883	1:39.849 (2)	71.35	1.336	10:24:12.129	
8 -	1:03.437	35.076	1:38.513 (1)	72.32		10:25:50.642	
9 -	1:05.579	35.103	1:40.682 (3)	70.76	2.169	10:27:31.324	

BMCRC - MRO Championships 2022 - Rnd 8 @ Donington Park National

ACU Team Green Junior Cup & Senior 300

RACE 3 - SECTOR ANALYSIS



SECTOR 1 = FL to I1, SECTOR 2 = I1 to FL, DIFF = Difference To Personal Best Lap, P = Crossed Finish Line in Pit Lane, D = Time Disallowed

P25 97 J Ben PLATT		Kawasaki NINJA 400 - adss ltd				
IDEAL LAP TIME : 1:49.165		BEST LAP TIME : 1:49.725		DIFFERENCE : 0.560		
LAP	SECTOR 1	SECTOR 2	LAP TIME	MPH	DIFF	TIME OF DAY
1 -		39.004	1:58.048	60.35	8.323	10:13:43.561
2 -	1:12.094	39.122	1:51.216	64.06	1.491	10:15:34.777
3 -	1:13.708	37.719	1:51.427	63.93	1.702	10:17:26.204
4 -	1:12.624	38.365	1:50.989	64.19	1.264	10:19:17.193
5 -	1:13.916	38.401	1:52.317	63.43	2.592	10:21:09.510
6 -	1:12.816	38.637	1:51.453	63.92	1.728	10:23:00.963
7 -	1:12.351	38.470	1:50.821 (3)	64.28	1.096	10:24:51.784
8 -	1:12.197	37.591	1:49.788 (2)	64.89	0.063	10:26:41.572
9 -	1:11.574	38.151	1:49.725 (1)	64.93		10:28:31.297

P26 44 J Sam GREEN		Kawasaki NINJA 300 -				
IDEAL LAP TIME : 1:31.036		BEST LAP TIME : 1:31.036		DIFFERENCE : 0.000		
LAP	SECTOR 1	SECTOR 2	LAP TIME	MPH	DIFF	TIME OF DAY
1 -		33.835	1:41.970	69.86	10.934	10:13:27.483
2 -	1:01.465	34.140	1:35.605	74.52	4.569	10:15:03.088
3 -	59.874	33.038	1:32.912	76.68	1.876	10:16:36.000
4 -	59.557	32.347	1:31.904 (2)	77.52	0.868	10:18:07.904
5 -	1:00.671	32.636	1:33.307	76.35	2.271	10:19:41.211
6 -	59.867	32.186	1:32.053 (3)	77.39	1.017	10:21:13.264
7 -	59.572	33.636	1:33.208	76.43	2.172	10:22:46.472
8 -	58.961	32.075	1:31.036 (1)	78.26		10:24:17.508

P27 31 J Robbie PARK		Kawasaki NINJA - Mom				
IDEAL LAP TIME : 1:28.979		BEST LAP TIME : 1:29.415		DIFFERENCE : 0.436		
LAP	SECTOR 1	SECTOR 2	LAP TIME	MPH	DIFF	TIME OF DAY
1 -		32.894	1:39.811	71.38	10.396	10:13:25.324
2 -	59.976	32.723	1:32.699	76.85	3.284	10:14:58.023
3 -	59.241	32.492	1:31.733	77.66	2.318	10:16:29.756
4 -	58.289	31.736	1:30.025 (3)	79.14	0.610	10:17:59.781
5 -	58.473	30.942	1:29.415 (1)	79.68		10:19:29.196
6 -	58.037	31.448	1:29.485 (2)	79.61	0.070	10:20:58.681
7 -	58.668	32.413	1:31.081	78.22	1.666	10:22:29.762

P28 156 S Jack WOLFF		Kawasaki NINJA 300 -				
IDEAL LAP TIME : 1:34.578		BEST LAP TIME : 1:35.959		DIFFERENCE : 1.381		
LAP	SECTOR 1	SECTOR 2	LAP TIME	MPH	DIFF	TIME OF DAY
1 -		34.141	1:43.401	68.90	7.442	10:13:28.914
2 -	1:01.935	34.024	1:35.959 (1)	74.24		10:15:04.873
3 -	1:01.856	40.995	1:42.851	69.27	6.892	10:16:47.724
4 -	1:02.638	34.060	1:36.698 (3)	73.67	0.739	10:18:24.422
5 -	1:02.844	33.306	1:36.150 (2)	74.09	0.191	10:20:00.572

P29 311 J Nathan-Ellis WARD		Kawasaki NINJA 300 - Zipped up racing				
IDEAL LAP TIME : 1:31.421		BEST LAP TIME : 1:31.421		DIFFERENCE : 0.000		
LAP	SECTOR 1	SECTOR 2	LAP TIME	MPH	DIFF	TIME OF DAY
1 -		33.347	1:37.802	72.84	6.381	10:13:23.315
2 -	1:00.054	33.370	1:33.424 (3)	76.26	2.003	10:14:56.739
3 -	59.650	32.328	1:31.978 (2)	77.46	0.557	10:16:28.717
4 -	59.492	31.929	1:31.421 (1)	77.93		10:18:00.138

BMCRC - MRO Championships 2022 - Rnd 8 @ Donington Park National

ACU Team Green Junior Cup & Senior 300

RACE 3 - BEST SECTORS

SECTOR 1			SECTOR 2			IDEAL / BEST COMPARISON						
POS	NO	NAME	TIME	NO	NAME	TIME	POS	NO	NAME	IDEAL	BEST	DIFF
									PERFECT LAP	1:27.616		
1	131	MELLOR	56.876	20	MUIR	30.740	1	131	MELLOR	1:28.025	1:28.025	0.000
2	777	HARDY	57.208	31	PARK	30.942	2	20	MUIR	1:28.477	1:28.477	0.000
3	91	HIRST	57.658	131	MELLOR	31.149	3	777	HARDY	1:28.558	1:28.907	0.349
4	8	ATKINSON	57.722	8	ATKINSON	31.262	4	31	PARK	1:28.979	1:29.415	0.436
5	20	MUIR	57.737	91	HIRST	31.335	5	8	ATKINSON	1:28.984	1:28.984	0.000
6	34	ARBON	57.883	34	ARBON	31.343	6	91	HIRST	1:28.993	1:28.993	0.000
7	31	PARK	58.037	777	HARDY	31.350	7	34	ARBON	1:29.226	1:29.226	0.000
8	58	WOOD	58.393	19	O'MARA	31.572	8	58	WOOD	1:29.994	1:30.223	0.229
9	27	DORLING	58.595	60	DOCHERTY	31.592	9	19	O'MARA	1:30.423	1:30.622	0.199
10	35	WESTON	58.759	58	WOOD	31.601	10	27	DORLING	1:30.542	1:30.631	0.089
11	95	MARSHALL	58.801	0	BREESE	31.761	11	60	DOCHERTY	1:30.566	1:30.719	0.153
12	19	O'MARA	58.851	125	JOLLIFFE	31.788	12	95	MARSHALL	1:30.590	1:30.847	0.257
13	44	GREEN	58.961	95	MARSHALL	31.789	13	125	JOLLIFFE	1:30.755	1:30.948	0.193
14	125	JOLLIFFE	58.967	311	WARD	31.929	14	35	WESTON	1:30.829	1:30.829	0.000
15	60	DOCHERTY	58.974	27	DORLING	31.947	15	0	BREESE	1:30.964	1:30.964	0.000
16	0	BREESE	59.203	35	WESTON	32.070	16	44	GREEN	1:31.036	1:31.036	0.000
17	18	HIGGINS	59.274	44	GREEN	32.075	17	311	WARD	1:31.421	1:31.421	0.000
18	67	JONES	59.302	18	HIGGINS	32.234	18	18	HIGGINS	1:31.508	1:31.908	0.400
19	311	WARD	59.492	67	JONES	32.262	19	67	JONES	1:31.564	1:31.849	0.285
20	66	SMITH	1:00.791	66	SMITH	32.927	20	66	SMITH	1:33.718	1:33.718	0.000
21	156	WOLFF	1:01.272	70	WHITE	32.973	21	70	WHITE	1:34.437	1:34.812	0.375
22	10	BRUNSDON	1:01.409	10	BRUNSDON	33.145	22	10	BRUNSDON	1:34.554	1:34.554	0.000
23	70	WHITE	1:01.464	62	BETTRIDGE	33.215	23	156	WOLFF	1:34.578	1:35.959	1.381
24	62	BETTRIDGE	1:01.852	156	WOLFF	33.306	24	62	BETTRIDGE	1:35.067	1:35.534	0.467
25	191	DANCE	1:02.529	191	DANCE	33.706	25	191	DANCE	1:36.235	1:36.485	0.250
26	73	HANNAFORD	1:03.290	73	HANNAFORD	33.926	26	73	HANNAFORD	1:37.216	1:37.722	0.506
27	14	McCARTNEY	1:03.437	50	YELDHAM	34.151	27	50	YELDHAM	1:38.146	1:38.567	0.421
28	50	YELDHAM	1:03.995	14	McCARTNEY	35.076	28	14	McCARTNEY	1:38.513	1:38.513	0.000
29	97	PLATT	1:11.574	97	PLATT	37.591	29	97	PLATT	1:49.165	1:49.725	0.560
30												
31												

BMCRC - MRO Championships 2022 - Rnd 8 @ Donington Park National

ACU Team Green Junior Cup & Senior 300

RACE 3 - STATISTICS

Competitors Started	31
Planned Start	2022-09-04 @ 09:55:00.000
Actual Start	2022-09-04 @ 10:11:45.512
Finish Time	2022-09-04 @ 10:26:57.880
Track Length	1.9790mi.
Total Laps	270
Total Distance Covered	534.3481mi.

Session Fastest Lap History

NO	CL	NAME	LAP TIME	TIME OF DAY	LAP	VEHICLE
8	S	Phil ATKINSON	1:33.227	10:14:56.629	2	Kawasaki NINJA 400
31	J	Robbie PARK	1:32.699	10:14:58.020	2	Kawasaki NINJA
8	S	Phil ATKINSON	1:31.273	10:16:27.902	3	Kawasaki NINJA 400
777	J	Maximus HARDY	1:30.156	10:16:28.284	3	Kawasaki NINJA 400
31	J	Robbie PARK	1:30.025	10:17:59.779	4	Kawasaki NINJA
131	J	Dylan MELLOR	1:29.797	10:18:00.334	4	Kawasaki NINJA 300
777	J	Maximus HARDY	1:29.739	10:19:28.371	5	Kawasaki NINJA 400
31	J	Robbie PARK	1:29.415	10:19:29.195	5	Kawasaki NINJA
777	J	Maximus HARDY	1:29.409	10:20:57.779	6	Kawasaki NINJA 400
8	S	Phil ATKINSON	1:29.335	10:20:58.099	6	Kawasaki NINJA 400
20	J	Jack MUIR	1:29.135	10:22:30.430	7	Kawasaki 400 NINJA
131	J	Dylan MELLOR	1:29.131	10:22:30.455	7	Kawasaki NINJA 300
8	S	Phil ATKINSON	1:28.984	10:23:57.081	8	Kawasaki NINJA 400
777	J	Maximus HARDY	1:28.907	10:23:57.209	8	Kawasaki NINJA 400
131	J	Dylan MELLOR	1:28.025	10:26:58.259	10	Kawasaki NINJA 300

Session Leader History

NO	CL	NAME	FROM LAP	LAPS LED	DISTANCE	VEHICLE
311	J	Nathan-Ellis WARD	1	1	1.94 miles	Kawasaki NINJA 300
8	S	Phil ATKINSON	2	2	3.95 miles	Kawasaki NINJA 400
777	J	Maximus HARDY	4	3	5.93 miles	Kawasaki NINJA 400
8	S	Phil ATKINSON	7	4	7.91 miles	Kawasaki NINJA 400

Flag History

TYPE	TIME OF DAY
GREEN	10:11:45.512
FINISH	10:26:57.880

Flag Statistics

TYPE	COUNT	TOTAL LAPS	TOTAL TIME
Green	1	10	16:55.169
Red	0	0	0.000
Safety Car	0	0	0.000
FCY	0	0	0.000

BMCRC - MRO Championships 2022 - Rnd 8 @ Donington Park National

ACU Team Green Junior Cup & Senior 300

RACE 3 - STATISTICS

CLASS : J

22 Starters

Fastest Lap History

NO	NAME	LAP TIME	TIME OF DAY	LAP	VEHICLE
311	Nathan-Ellis WARD	1:33.424	10:14:56.701	2	Kawasaki NINJA 300
31	Robbie PARK	1:32.699	10:14:58.020	2	Kawasaki NINJA
777	Maximus HARDY	1:30.156	10:16:28.284	3	Kawasaki NINJA 400
31	Robbie PARK	1:30.025	10:17:59.779	4	Kawasaki NINJA
131	Dylan MELLOR	1:29.797	10:18:00.334	4	Kawasaki NINJA 300
777	Maximus HARDY	1:29.739	10:19:28.371	5	Kawasaki NINJA 400
31	Robbie PARK	1:29.415	10:19:29.195	5	Kawasaki NINJA
777	Maximus HARDY	1:29.409	10:20:57.779	6	Kawasaki NINJA 400
20	Jack MUIR	1:29.135	10:22:30.430	7	Kawasaki 400 NINJA
131	Dylan MELLOR	1:29.131	10:22:30.455	7	Kawasaki NINJA 300
777	Maximus HARDY	1:28.907	10:23:57.209	8	Kawasaki NINJA 400
131	Dylan MELLOR	1:28.025	10:26:58.259	10	Kawasaki NINJA 300

Leader History

NO	NAME	FROM LAP	LAPS LED	DISTANCE	VEHICLE
311	Nathan-Ellis WARD	1	2	3.92 miles	Kawasaki NINJA 300
777	Maximus HARDY	3	8	15.83 miles	Kawasaki NINJA 400

BMCRC - MRO Championships 2022 - Rnd 8 @ Donington Park National

ACU Team Green Junior Cup & Senior 300

RACE 3 - STATISTICS

CLASS : S

9 Starters

Fastest Lap History

NO	NAME	LAP TIME	TIME OF DAY	LAP	VEHICLE
8	Phil ATKINSON	1:33.227	10:14:56.629	2	Kawasaki NINJA 400
8	Phil ATKINSON	1:31.273	10:16:27.902	3	Kawasaki NINJA 400
8	Phil ATKINSON	1:30.860	10:17:58.765	4	Kawasaki NINJA 400
8	Phil ATKINSON	1:30.001	10:19:28.766	5	Kawasaki NINJA 400
8	Phil ATKINSON	1:29.335	10:20:58.099	6	Kawasaki NINJA 400
8	Phil ATKINSON	1:28.984	10:23:57.081	8	Kawasaki NINJA 400

Leader History

NO	NAME	FROM LAP	LAPS LED	DISTANCE	VEHICLE
8	Phil ATKINSON	1	10	19.75 miles	Kawasaki NINJA 400

ACU Team Green Junior Cup & Senior 300

RACE 13 - GRID (10 Laps)



ROW 12	36	333	Mark STUBBERFIELD	35	33	Patrick KLINGE	34	400	Stuart THURTLE			
ROW 11		33	4	Nigel FRANKLIN	32	72	Sam MUNSON	31	97	Ben PLATT	1:49.725	
ROW 10	30	99	Elizabeth CLEAVER	29	50	Jay YELDHAM	28	14	Maryann McCARTNEY	1:38.513	1:38.567	
ROW 9		27	73	Jemma HANNAFORD	26	191	Craig DANCE	25	156	Jack WOLFF	1:35.959	1:37.722
ROW 8	24	62	Nicholas BETTRIDGE	23	70	Justin WHITE	22	10	Mike BRUNSDON	1:34.554	1:34.812	1:35.534
ROW 7		21	66	Mark SMITH	20	18	George HIGGINS	19	77	Joe WHITE	1:31.908	1:33.718
ROW 6	18	67	Iwan JONES	17	311	Nathan-Ellis WARD	16	44	Sam GREEN	1:31.036	1:31.421	1:31.849
ROW 5		15	0	Konrad BREESE	14	125	Ben JOLLIFFE	13	95	Greg MARSHALL	1:30.847	1:30.964
ROW 4	12	35	Zack WESTON	11	60	Lennon DOCHERTY	10	27	Felix DORLING	1:30.631	1:30.719	1:30.829
ROW 3		9	19	James O'MARA	8	58	Matthew WOOD	7	31	Robbie PARK	1:29.415	1:30.622
ROW 2	6	34	Oliver ARBON	5	91	Sam HIRST	4	8	Phil ATKINSON	1:28.984	1:28.993	1:29.226
ROW 1		3	777	Maximus HARDY	2	20	Jack MUIR	1	131	Dylan MELLOR	1:28.025	1:28.907
Pole												

Donington Park National: 1.9790 miles

These results are provisional until the conclusion of any judicial and technical matters.

Clerk Of Course :	Stewards :	Timekeeper : <i>Craig Smith</i>
-------------------	------------	------------------------------------

Results can be found at www.tsl-timing.com

Printed - 10:37 Sunday, 04 September 2022



ACU Team Green Junior Cup & Senior 300

RACE 13 - CLASSIFICATION

Kawasaki

POS	NO	CL	PIC NAME	ENTRY	LAPS	TIME	GAP	DIFF	MPH	BEST	ON
1	60	J	1 Lennon DOCHERTY	Kawasaki NINJA 400 - Doc Fit Training	6	8:35.399			82.67	1:24.370	3
2	27	J	2 Felix DORLING	Kawasaki NINJA 400 - Kernow Controls	6	8:35.823	0.424	0.424	82.60	1:24.690	3
3	91	J	3 Sam HIRST	Kawasaki NINJA - Valley Racing	6	8:35.931	0.532	0.108	82.59	1:24.612	6
4	777	J	4 Maximus HARDY	Kawasaki NINJA 400 - DAD	6	8:36.036	0.637	0.105	82.57	1:24.848	6
5	131	J	5 Dylan MELLOR	Kawasaki NINJA 300 - BDS Motorcycles	6	8:36.335	0.936	0.299	82.52	1:24.929	3
6	35	J	6 Zack WESTON	Kawasaki NINJA 400 - NW Racing	6	8:36.429	1.030	0.094	82.51	1:23.951	5
7	8	S	1 Phil ATKINSON	Kawasaki NINJA 400 - ROSE MOT/Q Oil Treatments	6	8:36.585	1.186	0.156	82.48	1:24.695	3
8	34	J	7 Oliver ARBON	Kawasaki NINJA 400 - tt plumbing and heating	6	8:37.638	2.239	1.053	82.31	1:24.453	6
9	311	J	8 Nathan-Ellis WARD	Kawasaki NINJA 300 - Zipped up racing	6	8:38.003	2.604	0.365	82.26	1:24.925	6
10	95	J	9 Greg MARSHALL	Kawasaki NINJA 300 - Mum & Dad; HEL Performanc	6	8:38.170	2.771	0.167	82.23	1:24.273	6
11	125	J	10 Ben JOLLIFFE	Kawasaki NINJA 400 -	6	8:38.653	3.254	0.483	82.15	1:24.986	4
12	20	J	11 Jack MUIR	Kawasaki 400 NINJA -	6	8:38.702	3.303	0.049	82.15	1:25.190	6
13	67	J	12 Iwan JONES	Kawasaki NINJA 300 - Danosh Services Ltd	6	8:38.945	3.546	0.243	82.11	1:24.624	6
14	44	J	13 Sam GREEN	Kawasaki NINJA 300 -	6	8:41.832	6.433	2.887	81.65	1:25.614	5
15	72	J	14 Sam MUNSON	Kawasaki NINJA -	6	8:45.077	9.678	3.245	81.15	1:25.328	2
16	0	S	2 Konrad BREESE	Kawasaki NINJA 400 - STIHL Racing	6	8:47.100	11.701	2.023	80.84	1:26.095	3
17	77	J	15 Joe WHITE	Kawasaki NINJA 400 - Just In Graphics /MZ CONTR	6	8:51.569	16.170	4.469	80.16	1:27.288	2
18	58	J	16 Matthew WOOD	Kawasaki NINJA 300 - Pull the Pin Racing	6	8:51.807	16.408	0.238	80.12	1:27.467	2
19	10	S	3 Mike BRUNSDON	Kawasaki NINJA 400 - CF Fairford	6	8:54.670	19.271	2.863	79.69	1:27.792	4
20	19	J	17 James O'MARA	Kawasaki NINJA 400 - BRP Machining Ltd	6	8:57.164	21.765	2.494	79.32	1:24.588	4
21	18	J	18 George HIGGINS	Kawasaki NINJA 400 - Aztec Racing	6	9:02.989	27.590	5.825	78.47	1:28.776	6
22	62	S	4 Nicholas BETTRIDGE	Kawasaki NINJA - Weald builders	6	9:03.241	27.842	0.252	78.43	1:28.839	6
23	66	S	5 Mark SMITH	Kawasaki NINJA 300 - IMP RACING	6	9:03.384	27.985	0.143	78.41	1:28.833	2
24	70	S	6 Justin WHITE	Kawasaki NINJA 400 - Just In Graphics	6	9:03.520	28.121	0.136	78.39	1:28.858	6
25	156	S	7 Jack WOLFF	Kawasaki NINJA 300 -	6	9:07.670	32.271	4.150	77.80	1:28.962	2
26	73	S	8 Jemma HANNAFORD	Kawasaki NINJA 300 -	6	9:28.577	53.178	20.907	74.94	1:32.557	6
27	4	S	9 Nigel FRANKLIN	Kawasaki NINJA - Jane Franklin	6	9:35.397	59.998	6.820	74.05	1:33.233	4
28	99	S	10 Elizabeth CLEAVER	Kawasaki NINJA 300 -	6	9:38.294	1:02.895	2.897	73.68	1:34.134	4
29	97	J	19 Ben PLATT	Kawasaki NINJA 400 - adss ltd	6	9:45.523	1:10.124	7.229	72.77	1:36.208	6
30	14	J	20 Maryann McCARTNEY	Kawasaki NINJA 300 - McCartney Racing	6	9:46.221	1:10.822	0.698	72.68	1:35.938	3

NOT CLASSIFIED

DNF	191	J	Craig DANCE	Kawasaki NINJA 300 - 2 brothers scaffolding	5	7:57.048	1 Lap	1 Lap	74.38	1:26.185	2
DNF	50	J	Jay YELDHAM	Kawasaki NINJA 400 - WKD Installations	0						

FASTEST LAP

	35	J	Zack WESTON	Kawasaki NINJA 400 - NW Racing	5	1:23.951			84.86 mph	136.57 kph	
	8	S	Phil ATKINSON	Kawasaki NINJA 400 - ROSE MOT/Q Oil Treatments	3	1:24.695			84.12 mph	135.37 kph	

Class J - 92.5% of Race Speed = 76.46 mph

Class S - 92.5% of Race Speed = 76.29 mph

Weather / Track : Cloudy / Dry

These results are provisional until the conclusion of any judicial and technical matters.

Race Distance: 6 Laps / 11.87 miles
 Donington Park National: 1.9790 miles
 Date: 04/09/2022 Start: 14:27 Finish: 14:36

Clerk Of Course :	Stewards :	Timekeeper : <i>Craig Smith</i>
-------------------	------------	------------------------------------

Results can be found at www.tsl-timing.com

Printed - 14:38 Sunday, 04 September 2022



BMCRC - MRO Championships 2022 - Rnd 8 @ Donington Park National

ACU Team Green Junior Cup & Senior 300

RACE 13 - LAP CHART

LAP 1 @ 14:29:06.855

NO	BEHIND	LAP TIME
777		1:29.387
131	0.029	1:29.416
8	0.348	1:29.735
27	0.799	1:30.186
34	0.989	1:30.376
91	1.323	1:30.710
35	1.606	1:30.993
311	1.652	1:31.039
60	1.715	1:31.102
95	1.967	1:31.354
20	2.018	1:31.405
125	2.176	1:31.563
44	2.664	1:32.051
67	2.749	1:32.136
0	2.976	1:32.363
77	3.648	1:33.035
58	3.929	1:33.316
10	4.502	1:33.889
72	5.322	1:34.709
191	5.907	1:35.294
62	6.530	1:35.917
70	6.620	1:36.007
66	6.933	1:36.320
18	7.287	1:36.674
156	7.741	1:37.128
73	12.373	1:41.760
4	13.668	1:43.055
97	13.790	1:43.177
99	13.900	1:43.287
14	15.233	1:44.620
19	20.112	1:49.499

LAP 2 @ 14:30:32.488

NO	BEHIND	LAP TIME
131		1:25.604
777	0.036	1:25.669
27	0.373	1:25.207
8	0.650	1:25.935
91	0.755	1:25.065
34	1.477	1:26.121
60	1.618	1:25.536
35	1.865	1:25.892
311	1.948	1:25.929
20	2.100	1:25.715
125	2.137	1:25.594
95	2.863	1:26.529
67	2.976	1:25.860
44	3.574	1:26.543
0	3.765	1:26.422
72	5.017	1:25.328
77	5.303	1:27.288
58	5.763	1:27.467
191	6.459	1:26.185
10	6.754	1:27.885
66	10.133	1:28.833
62	10.288	1:29.391
70	10.831	1:29.844
156	11.070	1:28.962
18	11.197	1:29.543
73	20.647	1:33.907
19	21.051	1:26.572
99	23.362	1:35.095
4	24.665	1:36.630

97	24.753	1:36.596
14	26.193	1:36.593

LAP 3 @ 14:31:57.417

NO	BEHIND	LAP TIME
131		1:24.929
27	0.134	1:24.690
777	0.221	1:25.114
8	0.416	1:24.695
91	0.660	1:24.834
60	1.059	1:24.370
34	1.658	1:25.110
35	1.845	1:24.909
20	2.526	1:25.355
125	2.771	1:25.563
311	2.880	1:25.861
67	3.224	1:25.177
95	3.614	1:25.680
44	4.312	1:25.667
0	4.931	1:26.095
72	6.519	1:26.431
77	8.008	1:27.634
58	8.307	1:27.473
10	9.972	1:28.147
66	14.859	1:29.655
62	15.084	1:29.725
156	15.510	1:29.369
18	15.813	1:29.545
70	16.511	1:30.609
191	19.230	1:37.700
19	21.503	1:25.381
73	28.791	1:33.073
99	33.248	1:34.815
4	34.777	1:35.041
97	36.342	1:36.518
14	37.202	1:35.938

LAP 4 @ 14:33:22.692

NO	BEHIND	LAP TIME
27		1:25.141
131	0.106	1:25.381
8	0.114	1:24.973
777	0.399	1:25.453
60	0.432	1:24.648
91	0.784	1:25.399
34	2.187	1:25.804
35	2.277	1:25.707
125	2.482	1:24.986
20	2.692	1:25.441
311	2.923	1:25.318
67	3.022	1:25.073
95	3.365	1:25.026
44	5.051	1:26.014
72	6.880	1:25.636
0	7.145	1:27.489
77	11.080	1:28.347
58	11.318	1:28.286
10	12.489	1:27.792
66	19.039	1:29.455
62	19.185	1:29.376
156	19.406	1:29.171
18	19.541	1:29.003
70	20.341	1:29.105
19	20.816	1:24.588
191	23.874	1:29.919

73	37.617	1:34.101
99	42.107	1:34.134
4	42.735	1:33.233
97	47.438	1:36.371
14	47.996	1:36.069

LAP 5 @ 14:34:48.217

NO	BEHIND	LAP TIME
60		1:25.093
27	0.344	1:25.869
131	0.356	1:25.775
777	0.439	1:25.565
91	0.570	1:25.311
8	0.701	1:26.112
35	0.703	1:23.951
311	2.329	1:24.931
34	2.436	1:25.774
125	2.539	1:25.582
20	2.763	1:25.596
95	3.148	1:25.308
67	3.572	1:26.075
44	5.140	1:25.614
72	8.271	1:26.916
0	8.733	1:27.113
77	13.108	1:27.553
58	13.339	1:27.546
10	15.218	1:28.254
19	21.290	1:25.999
66	23.156	1:29.642
156	23.272	1:29.391
18	23.464	1:29.448
62	23.653	1:29.993
70	23.913	1:29.097
73	45.271	1:33.179
191	46.299	1:47.950 P
4	51.235	1:34.025
99	51.334	1:34.752
97	58.566	1:36.653
14	59.151	1:36.680

LAP 6 @ 14:36:12.867

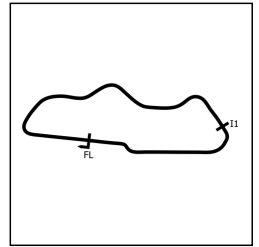
NO	BEHIND	LAP TIME
60		1:24.650
27	0.424	1:24.730
91	0.532	1:24.612
777	0.637	1:24.848
131	0.936	1:25.230
35	1.030	1:24.977
8	1.186	1:25.135
34	2.239	1:24.453
311	2.604	1:24.925
95	2.771	1:24.273
125	3.254	1:25.365
20	3.303	1:25.190
67	3.546	1:24.624
44	6.433	1:25.943
72	9.678	1:26.057
0	11.701	1:27.618
77	16.170	1:27.712
58	16.408	1:27.719
10	19.271	1:28.703
19	21.765	1:25.125
18	27.590	1:28.776
62	27.842	1:28.839
66	27.985	1:29.479

70	28.121	1:28.858
156	32.271	1:33.649
73	53.178	1:32.557
4	59.998	1:33.413
99	1:02.895	1:36.211
97	1:10.124	1:36.208
14	1:10.822	1:36.321

BMCRC - MRO Championships 2022 - Rnd 8 @ Donington Park National

ACU Team Green Junior Cup & Senior 300

RACE 13 - SECTOR ANALYSIS



SECTOR 1 = FL to I1, SECTOR 2 = I1 to FL, DIFF = Difference To Personal Best Lap, P = Crossed Finish Line in Pit Lane, D = Time Disallowed

P1 60 J		Lennon DOCHERTY		Kawasaki NINJA 400 - Doc Fit Training		
IDEAL LAP TIME : 1:24.126		BEST LAP TIME : 1:24.370		DIFFERENCE : 0.244		
LAP	SECTOR 1	SECTOR 2	LAP TIME	MPH	DIFF	TIME OF DAY
1 -		30.694	1:31.102	78.20	6.732	14:29:08.570
2 -	55.116	30.420	1:25.536	83.29	1.166	14:30:34.106
3 -	54.857	29.513	1:24.370 (1)	84.44		14:31:58.476
4 -	54.613	30.035	1:24.648 (2)	84.16	0.278	14:33:23.124
5 -	55.107	29.986	1:25.093	83.72	0.723	14:34:48.217
6 -	54.840	29.810	1:24.650 (3)	84.16	0.280	14:36:12.867

P2 27 J		Felix DORLING		Kawasaki NINJA 400 - Kernow Controls		
IDEAL LAP TIME : 1:24.564		BEST LAP TIME : 1:24.690		DIFFERENCE : 0.126		
LAP	SECTOR 1	SECTOR 2	LAP TIME	MPH	DIFF	TIME OF DAY
1 -		30.188	1:30.186	78.99	5.496	14:29:07.654
2 -	55.110	30.097	1:25.207	83.61	0.517	14:30:32.861
3 -	54.762	29.928	1:24.690 (1)	84.12		14:31:57.551
4 -	55.115	30.026	1:25.141 (3)	83.68	0.451	14:33:22.692
5 -	55.489	30.380	1:25.869	82.97	1.179	14:34:48.561
6 -	54.636	30.094	1:24.730 (2)	84.08	0.040	14:36:13.291

P3 91 J		Sam HIRST		Kawasaki NINJA - Valley Racing		
IDEAL LAP TIME : 1:24.464		BEST LAP TIME : 1:24.612		DIFFERENCE : 0.148		
LAP	SECTOR 1	SECTOR 2	LAP TIME	MPH	DIFF	TIME OF DAY
1 -		30.625	1:30.710	78.54	6.098	14:29:08.178
2 -	55.107	29.958	1:25.065 (3)	83.75	0.453	14:30:33.243
3 -	55.001	29.833	1:24.834 (2)	83.98	0.222	14:31:58.077
4 -	55.196	30.203	1:25.399	83.42	0.787	14:33:23.476
5 -	55.091	30.220	1:25.311	83.51	0.699	14:34:48.787
6 -	54.631	29.981	1:24.612 (1)	84.20		14:36:13.399

P4 777 J		Maximus HARDY		Kawasaki NINJA 400 - DAD		
IDEAL LAP TIME : 1:24.843		BEST LAP TIME : 1:24.848		DIFFERENCE : 0.005		
LAP	SECTOR 1	SECTOR 2	LAP TIME	MPH	DIFF	TIME OF DAY
1 -		30.173	1:29.387	79.70	4.539	14:29:06.855
2 -	55.727	29.942	1:25.669	83.16	0.821	14:30:32.524
3 -	55.010	30.104	1:25.114 (2)	83.70	0.266	14:31:57.638
4 -	55.438	30.015	1:25.453 (3)	83.37	0.605	14:33:23.091
5 -	55.340	30.225	1:25.565	83.26	0.717	14:34:48.656
6 -	55.015	29.833	1:24.848 (1)	83.96		14:36:13.504

P5 131 J		Dylan MELLOR		Kawasaki NINJA 300 - BDS Motorcycles		
IDEAL LAP TIME : 1:24.693		BEST LAP TIME : 1:24.929		DIFFERENCE : 0.236		
LAP	SECTOR 1	SECTOR 2	LAP TIME	MPH	DIFF	TIME OF DAY
1 -		30.090	1:29.416	79.67	4.487	14:29:06.884
2 -	55.555	30.049	1:25.604	83.22	0.675	14:30:32.488
3 -	54.940	29.989	1:24.929 (1)	83.88		14:31:57.417
4 -	55.187	30.194	1:25.381 (3)	83.44	0.452	14:33:22.798
5 -	55.305	30.470	1:25.775	83.06	0.846	14:34:48.573
6 -	54.704	30.526	1:25.230 (2)	83.59	0.301	14:36:13.803

P6 35 J		Zack WESTON		Kawasaki NINJA 400 - NW Racing		
IDEAL LAP TIME : 1:23.951		BEST LAP TIME : 1:23.951		DIFFERENCE : 0.000		
LAP	SECTOR 1	SECTOR 2	LAP TIME	MPH	DIFF	TIME OF DAY
1 -		30.646	1:30.993	78.29	7.042	14:29:08.461
2 -	55.545	30.347	1:25.892	82.94	1.941	14:30:34.353
3 -	55.112	29.797	1:24.909 (2)	83.90	0.958	14:31:59.262
4 -	55.707	30.000	1:25.707	83.12	1.756	14:33:24.969
5 -	54.789	29.162	1:23.951 (1)	84.86		14:34:48.920
6 -	55.117	29.860	1:24.977 (3)	83.84	1.026	14:36:13.897

BMCRC - MRO Championships 2022 - Rnd 8 @ Donington Park National

ACU Team Green Junior Cup & Senior 300

RACE 13 - SECTOR ANALYSIS



SECTOR 1 = FL to I1, SECTOR 2 = I1 to FL, DIFF = Difference To Personal Best Lap, P = Crossed Finish Line in Pit Lane, D = Time Disallowed

P7		8 S		Phil ATKINSON		Kawasaki NINJA 400 - ROSE MOT/Q Oil Treatments	
IDEAL LAP TIME : 1:24.621		BEST LAP TIME : 1:24.695		DIFFERENCE : 0.074			
LAP	SECTOR 1	SECTOR 2	LAP TIME	MPH	DIFF	TIME OF DAY	
1 -		30.344	1:29.735	79.39	5.040	14:29:07.203	
2 -	55.441	30.494	1:25.935	82.90	1.240	14:30:33.138	
3 -	54.698	29.997	1:24.695 (1)	84.12		14:31:57.833	
4 -	55.050	29.923	1:24.973 (2)	83.84	0.278	14:33:22.806	
5 -	55.777	30.335	1:26.112	82.73	1.417	14:34:48.918	
6 -	54.955	30.180	1:25.135 (3)	83.68	0.440	14:36:14.053	

P8		34 J		Oliver ARBON		Kawasaki NINJA 400 - tt plumbing and heating	
IDEAL LAP TIME : 1:24.453		BEST LAP TIME : 1:24.453		DIFFERENCE : 0.000			
LAP	SECTOR 1	SECTOR 2	LAP TIME	MPH	DIFF	TIME OF DAY	
1 -		30.612	1:30.376	78.83	5.923	14:29:07.844	
2 -	55.650	30.471	1:26.121	82.72	1.668	14:30:33.965	
3 -	55.251	29.859	1:25.110 (2)	83.71	0.657	14:31:59.075	
4 -	55.676	30.128	1:25.804	83.03	1.351	14:33:24.879	
5 -	55.593	30.181	1:25.774 (3)	83.06	1.321	14:34:50.653	
6 -	54.884	29.569	1:24.453 (1)	84.36		14:36:15.106	

P9		311 J		Nathan-Ellis WARD		Kawasaki NINJA 300 - Zipped up racing	
IDEAL LAP TIME : 1:24.759		BEST LAP TIME : 1:24.925		DIFFERENCE : 0.166			
LAP	SECTOR 1	SECTOR 2	LAP TIME	MPH	DIFF	TIME OF DAY	
1 -		30.478	1:31.039	78.25	6.114	14:29:08.507	
2 -	55.219	30.710	1:25.929	82.91	1.004	14:30:34.436	
3 -	55.569	30.292	1:25.861	82.97	0.936	14:32:00.297	
4 -	55.435	29.883	1:25.318 (3)	83.50	0.393	14:33:25.615	
5 -	54.994	29.937	1:24.931 (2)	83.88	0.006	14:34:50.546	
6 -	55.160	29.765	1:24.925 (1)	83.89		14:36:15.471	

P10		95 J		Greg MARSHALL		Kawasaki NINJA 300 - Mum & Dad; HEL Performance	
IDEAL LAP TIME : 1:24.273		BEST LAP TIME : 1:24.273		DIFFERENCE : 0.000			
LAP	SECTOR 1	SECTOR 2	LAP TIME	MPH	DIFF	TIME OF DAY	
1 -		30.387	1:31.354	77.98	7.081	14:29:08.822	
2 -	55.917	30.612	1:26.529	82.33	2.256	14:30:35.351	
3 -	55.537	30.143	1:25.680	83.15	1.407	14:32:01.031	
4 -	55.095	29.931	1:25.026 (2)	83.79	0.753	14:33:26.057	
5 -	54.947	30.361	1:25.308 (3)	83.51	1.035	14:34:51.365	
6 -	54.600	29.673	1:24.273 (1)	84.54		14:36:15.638	

P11		125 J		Ben JOLLIFFE		Kawasaki NINJA 400 -	
IDEAL LAP TIME : 1:24.663		BEST LAP TIME : 1:24.986		DIFFERENCE : 0.323			
LAP	SECTOR 1	SECTOR 2	LAP TIME	MPH	DIFF	TIME OF DAY	
1 -		30.440	1:31.563	77.81	6.577	14:29:09.031	
2 -	55.394	30.200	1:25.594	83.23	0.608	14:30:34.625	
3 -	55.757	29.806	1:25.563 (3)	83.26	0.577	14:32:00.188	
4 -	54.857	30.129	1:24.986 (1)	83.83		14:33:25.174	
5 -	55.428	30.154	1:25.582	83.24	0.596	14:34:50.756	
6 -	54.917	30.448	1:25.365 (2)	83.46	0.379	14:36:16.121	

P12		20 J		Jack MUIR		Kawasaki 400 NINJA -	
IDEAL LAP TIME : 1:24.863		BEST LAP TIME : 1:25.190		DIFFERENCE : 0.327			
LAP	SECTOR 1	SECTOR 2	LAP TIME	MPH	DIFF	TIME OF DAY	
1 -		30.629	1:31.405	77.94	6.215	14:29:08.873	
2 -	55.310	30.405	1:25.715	83.12	0.525	14:30:34.588	
3 -	55.617	29.738	1:25.355 (2)	83.47	0.165	14:31:59.943	
4 -	55.270	30.171	1:25.441 (3)	83.38	0.251	14:33:25.384	
5 -	55.447	30.149	1:25.596	83.23	0.406	14:34:50.980	
6 -	55.125	30.065	1:25.190 (1)	83.63		14:36:16.170	

BMCRC - MRO Championships 2022 - Rnd 8 @ Donington Park National

ACU Team Green Junior Cup & Senior 300

RACE 13 - SECTOR ANALYSIS



SECTOR 1 = FL to I1, SECTOR 2 = I1 to FL, DIFF = Difference To Personal Best Lap, P = Crossed Finish Line in Pit Lane, D = Time Disallowed

P13 67 J Iwan JONES		Kawasaki NINJA 300 - Danosh Services Ltd				
IDEAL LAP TIME : 1:24.601		BEST LAP TIME : 1:24.624		DIFFERENCE : 0.023		
LAP	SECTOR 1	SECTOR 2	LAP TIME	MPH	DIFF	TIME OF DAY
1 -		30.258	1:32.136	77.32	7.512	14:29:09.604
2 -	55.345	30.515	1:25.860	82.97	1.236	14:30:35.464
3 -	55.166	30.011	1:25.177 (3)	83.64	0.553	14:32:00.641
4 -	55.229	29.844	1:25.073 (2)	83.74	0.449	14:33:25.714
5 -	55.240	30.835	1:26.075	82.77	1.451	14:34:51.789
6 -	54.757	29.867	1:24.624 (1)	84.19		14:36:16.413

P14 44 J Sam GREEN		Kawasaki NINJA 300 -				
IDEAL LAP TIME : 1:25.515		BEST LAP TIME : 1:25.614		DIFFERENCE : 0.099		
LAP	SECTOR 1	SECTOR 2	LAP TIME	MPH	DIFF	TIME OF DAY
1 -		30.676	1:32.051	77.39	6.437	14:29:09.519
2 -	56.271	30.272	1:26.543	82.32	0.929	14:30:36.062
3 -	55.353	30.314	1:25.667 (2)	83.16	0.053	14:32:01.729
4 -	55.643	30.371	1:26.014	82.83	0.400	14:33:27.743
5 -	55.445	30.169	1:25.614 (1)	83.21		14:34:53.357
6 -	55.781	30.162	1:25.943 (3)	82.89	0.329	14:36:19.300

P15 72 J Sam MUNSON		Kawasaki NINJA -				
IDEAL LAP TIME : 1:25.103		BEST LAP TIME : 1:25.328		DIFFERENCE : 0.225		
LAP	SECTOR 1	SECTOR 2	LAP TIME	MPH	DIFF	TIME OF DAY
1 -	1:00.889	30.583	1:34.709	75.22	9.381	14:29:12.177
2 -	54.977	30.351	1:25.328 (1)	83.49		14:30:37.505
3 -	56.305	30.126	1:26.431	82.43	1.103	14:32:03.936
4 -	55.264	30.372	1:25.636 (2)	83.19	0.308	14:33:29.572
5 -	55.483	31.433	1:26.916	81.97	1.588	14:34:56.488
6 -	55.398	30.659	1:26.057 (3)	82.78	0.729	14:36:22.545

P16 0 S Konrad BREESE		Kawasaki NINJA 400 - STIHL Racing				
IDEAL LAP TIME : 1:26.054		BEST LAP TIME : 1:26.095		DIFFERENCE : 0.041		
LAP	SECTOR 1	SECTOR 2	LAP TIME	MPH	DIFF	TIME OF DAY
1 -		30.275	1:32.363	77.13	6.268	14:29:09.831
2 -	56.267	30.155	1:26.422 (2)	82.44	0.327	14:30:36.253
3 -	55.899	30.196	1:26.095 (1)	82.75		14:32:02.348
4 -	56.924	30.565	1:27.489	81.43	1.394	14:33:29.837
5 -	56.548	30.565	1:27.113 (3)	81.78	1.018	14:34:56.950
6 -	56.788	30.830	1:27.618	81.31	1.523	14:36:24.568

P17 77 J Joe WHITE		Kawasaki NINJA 400 - Just In Graphics /MZ CONTRACTS/ Silver				
IDEAL LAP TIME : 1:26.988		BEST LAP TIME : 1:27.288		DIFFERENCE : 0.300		
LAP	SECTOR 1	SECTOR 2	LAP TIME	MPH	DIFF	TIME OF DAY
1 -		30.516	1:33.035	76.58	5.747	14:29:10.503
2 -	56.472	30.816	1:27.288 (1)	81.62		14:30:37.791
3 -	56.810	30.824	1:27.634 (3)	81.29	0.346	14:32:05.425
4 -	57.444	30.903	1:28.347	80.64	1.059	14:33:33.772
5 -	56.768	30.785	1:27.553 (2)	81.37	0.265	14:35:01.325
6 -	56.807	30.905	1:27.712	81.22	0.424	14:36:29.037

P18 58 J Matthew WOOD		Kawasaki NINJA 300 - Pull the Pin Racing				
IDEAL LAP TIME : 1:26.990		BEST LAP TIME : 1:27.467		DIFFERENCE : 0.477		
LAP	SECTOR 1	SECTOR 2	LAP TIME	MPH	DIFF	TIME OF DAY
1 -		30.601	1:33.316	76.34	5.849	14:29:10.784
2 -	56.389	31.078	1:27.467 (1)	81.45		14:30:38.251
3 -	56.472	31.001	1:27.473 (2)	81.44	0.006	14:32:05.724
4 -	57.141	31.145	1:28.286	80.69	0.819	14:33:34.010
5 -	56.691	30.855	1:27.546 (3)	81.38	0.079	14:35:01.556
6 -	56.750	30.969	1:27.719	81.22	0.252	14:36:29.275

BMCRC - MRO Championships 2022 - Rnd 8 @ Donington Park National

ACU Team Green Junior Cup & Senior 300

RACE 13 - SECTOR ANALYSIS



SECTOR 1 = FL to I1, SECTOR 2 = I1 to FL, DIFF = Difference To Personal Best Lap, P = Crossed Finish Line in Pit Lane, D = Time Disallowed

P19 10 S		Mike BRUNSDON		Kawasaki NINJA 400 - CF Fairford			
IDEAL LAP TIME : 1:27.666		BEST LAP TIME : 1:27.792		DIFFERENCE : 0.126			
LAP	SECTOR 1	SECTOR 2	LAP TIME	MPH	DIFF	TIME OF DAY	
1 -	1:02.016	30.918	1:33.889	75.88	6.097	14:29:11.357	
2 -	57.043	30.842	1:27.885 (2)	81.06	0.093	14:30:39.242	
3 -	57.306	30.841	1:28.147 (3)	80.82	0.355	14:32:07.389	
4 -	57.169	30.623	1:27.792 (1)	81.15		14:33:35.181	
5 -	57.512	30.742	1:28.254	80.72	0.462	14:35:03.435	
6 -	57.609	31.094	1:28.703	80.32	0.911	14:36:32.138	

P20 19 J		James O'MARA		Kawasaki NINJA 400 - BRP Machining Ltd			
IDEAL LAP TIME : 1:24.460		BEST LAP TIME : 1:24.588		DIFFERENCE : 0.128			
LAP	SECTOR 1	SECTOR 2	LAP TIME	MPH	DIFF	TIME OF DAY	
1 -	OUTLAP	30.361	1:49.499	65.06	24.911	14:29:26.967	
2 -	56.589	29.983	1:26.572	82.29	1.984	14:30:53.539	
3 -	55.570	29.811	1:25.381 (3)	83.44	0.793	14:32:18.920	
4 -	54.695	29.893	1:24.588 (1)	84.22		14:33:43.508	
5 -	56.234	29.765	1:25.999	82.84	1.411	14:35:09.507	
6 -	55.335	29.790	1:25.125 (2)	83.69	0.537	14:36:34.632	

P21 18 J		George HIGGINS		Kawasaki NINJA 400 - Aztec Racing			
IDEAL LAP TIME : 1:28.116		BEST LAP TIME : 1:28.776		DIFFERENCE : 0.660			
LAP	SECTOR 1	SECTOR 2	LAP TIME	MPH	DIFF	TIME OF DAY	
1 -		31.799	1:36.674	73.69	7.898	14:29:14.142	
2 -	57.621	31.922	1:29.543	79.56	0.767	14:30:43.685	
3 -	57.891	31.654	1:29.545	79.56	0.769	14:32:13.230	
4 -	57.589	31.414	1:29.003 (2)	80.04	0.227	14:33:42.233	
5 -	58.478	30.970	1:29.448 (3)	79.65	0.672	14:35:11.681	
6 -	57.146	31.630	1:28.776 (1)	80.25		14:36:40.457	

P22 62 S		Nicholas BETTRIDGE		Kawasaki NINJA - Weald builders			
IDEAL LAP TIME : 1:28.757		BEST LAP TIME : 1:28.839		DIFFERENCE : 0.082			
LAP	SECTOR 1	SECTOR 2	LAP TIME	MPH	DIFF	TIME OF DAY	
1 -	1:02.850	31.312	1:35.917	74.27	7.078	14:29:13.385	
2 -	57.707	31.684	1:29.391 (3)	79.70	0.552	14:30:42.776	
3 -	58.462	31.263	1:29.725	79.40	0.886	14:32:12.501	
4 -	57.877	31.499	1:29.376 (2)	79.71	0.537	14:33:41.877	
5 -	58.836	31.157	1:29.993	79.16	1.154	14:35:11.870	
6 -	57.600	31.239	1:28.839 (1)	80.19		14:36:40.709	

P23 66 S		Mark SMITH		Kawasaki NINJA 300 - IMP RACING			
IDEAL LAP TIME : 1:28.833		BEST LAP TIME : 1:28.833		DIFFERENCE : 0.000			
LAP	SECTOR 1	SECTOR 2	LAP TIME	MPH	DIFF	TIME OF DAY	
1 -		31.331	1:36.320	73.96	7.487	14:29:13.788	
2 -	57.734	31.099	1:28.833 (1)	80.20		14:30:42.621	
3 -	58.433	31.222	1:29.655	79.46	0.822	14:32:12.276	
4 -	57.942	31.513	1:29.455 (2)	79.64	0.622	14:33:41.731	
5 -	58.358	31.284	1:29.642	79.47	0.809	14:35:11.373	
6 -	57.811	31.668	1:29.479 (3)	79.62	0.646	14:36:40.852	

P24 70 S		Justin WHITE		Kawasaki NINJA 400 - Just In Graphics			
IDEAL LAP TIME : 1:28.677		BEST LAP TIME : 1:28.858		DIFFERENCE : 0.181			
LAP	SECTOR 1	SECTOR 2	LAP TIME	MPH	DIFF	TIME OF DAY	
1 -	1:02.821	31.896	1:36.007	74.20	7.149	14:29:13.475	
2 -	57.826	32.018	1:29.844	79.30	0.986	14:30:43.319	
3 -	58.953	31.656	1:30.609	78.63	1.751	14:32:13.928	
4 -	57.918	31.187	1:29.105 (3)	79.95	0.247	14:33:43.033	
5 -	58.049	31.048	1:29.097 (2)	79.96	0.239	14:35:12.130	
6 -	57.629	31.229	1:28.858 (1)	80.18		14:36:40.988	

BMCRC - MRO Championships 2022 - Rnd 8 @ Donington Park National

ACU Team Green Junior Cup & Senior 300

RACE 13 - SECTOR ANALYSIS



SECTOR 1 = FL to I1, SECTOR 2 = I1 to FL, DIFF = Difference To Personal Best Lap, P = Crossed Finish Line in Pit Lane, D = Time Disallowed

P25 156 S		Jack WOLFF		Kawasaki NINJA 300 -			
IDEAL LAP TIME : 1:28.301		BEST LAP TIME : 1:28.962		DIFFERENCE : 0.661			
LAP	SECTOR 1	SECTOR 2	LAP TIME	MPH	DIFF	TIME OF DAY	
1 -	1:03.197	31.957	1:37.128	73.35	8.166	14:29:14.596	
2 -	57.406	31.556	1:28.962 (1)	80.08		14:30:43.558	
3 -	57.895	31.474	1:29.369 (3)	79.72	0.407	14:32:12.927	
4 -	57.727	31.444	1:29.171 (2)	79.89	0.209	14:33:42.098	
5 -	58.272	31.119	1:29.391	79.70	0.429	14:35:11.489	
6 -	57.182	36.467	1:33.649	76.07	4.687	14:36:45.138	

P26 73 S		Jemma HANNAFORD		Kawasaki NINJA 300 -			
IDEAL LAP TIME : 1:32.427		BEST LAP TIME : 1:32.557		DIFFERENCE : 0.130			
LAP	SECTOR 1	SECTOR 2	LAP TIME	MPH	DIFF	TIME OF DAY	
1 -	1:06.543	33.007	1:41.760	70.01	9.203	14:29:19.228	
2 -	1:00.956	32.951	1:33.907	75.86	1.350	14:30:53.135	
3 -	1:00.597	32.476	1:33.073 (2)	76.54	0.516	14:32:26.208	
4 -	1:01.076	33.025	1:34.101	75.71	1.544	14:34:00.309	
5 -	1:00.023	33.156	1:33.179 (3)	76.46	0.622	14:35:33.488	
6 -	1:00.153	32.404	1:32.557 (1)	76.97		14:37:06.045	

P27 4 S		Nigel FRANKLIN		Kawasaki NINJA - Jane Franklin			
IDEAL LAP TIME : 1:32.503		BEST LAP TIME : 1:33.233		DIFFERENCE : 0.730			
LAP	SECTOR 1	SECTOR 2	LAP TIME	MPH	DIFF	TIME OF DAY	
1 -	1:05.692	33.522	1:43.055	69.13	9.822	14:29:20.523	
2 -	1:03.632	32.998	1:36.630	73.73	3.397	14:30:57.153	
3 -	1:02.539	32.502	1:35.041	74.96	1.808	14:32:32.194	
4 -	1:01.049	32.184	1:33.233 (1)	76.41		14:34:05.427	
5 -	1:00.630	33.395	1:34.025 (3)	75.77	0.792	14:35:39.452	
6 -	1:00.319	33.094	1:33.413 (2)	76.27	0.180	14:37:12.865	

P28 99 S		Elizabeth CLEAVER		Kawasaki NINJA 300 -			
IDEAL LAP TIME : 1:34.115		BEST LAP TIME : 1:34.134		DIFFERENCE : 0.019			
LAP	SECTOR 1	SECTOR 2	LAP TIME	MPH	DIFF	TIME OF DAY	
1 -	1:06.206	33.575	1:43.287	68.97	9.153	14:29:20.755	
2 -	1:02.082	33.013	1:35.095	74.92	0.961	14:30:55.850	
3 -	1:01.762	33.053	1:34.815 (3)	75.14	0.681	14:32:30.665	
4 -	1:01.102	33.032	1:34.134 (1)	75.68		14:34:04.799	
5 -	1:01.255	33.497	1:34.752 (2)	75.19	0.618	14:35:39.551	
6 -	1:02.159	34.052	1:36.211	74.05	2.077	14:37:15.762	

P29 97 J		Ben PLATT		Kawasaki NINJA 400 - adsss ltd			
IDEAL LAP TIME : 1:36.207		BEST LAP TIME : 1:36.208		DIFFERENCE : 0.001			
LAP	SECTOR 1	SECTOR 2	LAP TIME	MPH	DIFF	TIME OF DAY	
1 -	1:06.271	34.067	1:43.177	69.05	6.969	14:29:20.645	
2 -	1:03.018	33.578	1:36.596	73.75	0.388	14:30:57.241	
3 -	1:02.846	33.672	1:36.518 (3)	73.81	0.310	14:32:33.759	
4 -	1:02.664	33.707	1:36.371 (2)	73.92	0.163	14:34:10.130	
5 -	1:02.845	33.808	1:36.653	73.71	0.445	14:35:46.783	
6 -	1:02.629	33.579	1:36.208 (1)	74.05		14:37:22.991	

P30 14 J		Maryann McCARTNEY		Kawasaki NINJA 300 - McCartney Racing			
IDEAL LAP TIME : 1:35.694		BEST LAP TIME : 1:35.938		DIFFERENCE : 0.244			
LAP	SECTOR 1	SECTOR 2	LAP TIME	MPH	DIFF	TIME OF DAY	
1 -	1:07.670	34.256	1:44.620	68.10	8.682	14:29:22.088	
2 -	1:02.822	33.771	1:36.593	73.75	0.655	14:30:58.681	
3 -	1:02.105	33.833	1:35.938 (1)	74.26		14:32:34.619	
4 -	1:02.312	33.757	1:36.069 (2)	74.16	0.131	14:34:10.688	
5 -	1:02.855	33.825	1:36.680	73.69	0.742	14:35:47.368	
6 -	1:02.732	33.589	1:36.321 (3)	73.96	0.383	14:37:23.689	

BMCRC - MRO Championships 2022 - Rnd 8 @ Donington Park National

ACU Team Green Junior Cup & Senior 300

RACE 13 - SECTOR ANALYSIS



SECTOR 1 = FL to I1, SECTOR 2 = I1 to FL, DIFF = Difference To Personal Best Lap, P = Crossed Finish Line in Pit Lane, D = Time Disallowed

P31 191 J		Craig DANCE		Kawasaki NINJA 300 - 2 brothers scaffolding			
IDEAL LAP TIME : 1:26.185		BEST LAP TIME : 1:26.185		DIFFERENCE : 0.000			
LAP	SECTOR 1	SECTOR 2	LAP TIME	MPH	DIFF	TIME OF DAY	
1 -	1:01.765	30.891	1:35.294	74.76	9.109	14:29:12.762	
2 -	55.775	30.410	1:26.185 (1)	82.66		14:30:38.947	
3 -	1:02.981	34.719	1:37.700 (3)	72.92	11.515	14:32:16.647	
4 -	57.012	32.907	1:29.919 (2)	79.23	3.734	14:33:46.566	
5 -	1:05.700	IN PIT	1:47.950 P	65.99	21.765	14:35:34.516	

BMCRC - MRO Championships 2022 - Rnd 8 @ Donington Park National

ACU Team Green Junior Cup & Senior 300

RACE 13 - BEST SECTORS

SECTOR 1				SECTOR 2				IDEAL / BEST COMPARISON				
POS	NO	NAME	TIME	NO	NAME	TIME	POS	NO	NAME	IDEAL	BEST	DIFF
									PERFECT LAP	1:23.762		
1	95	MARSHALL	54.600	35	WESTON	29.162	1	35	WESTON	1:23.951	1:23.951	0.000
2	60	DOCHERTY	54.613	60	DOCHERTY	29.513	2	60	DOCHERTY	1:24.126	1:24.370	0.244
3	91	HIRST	54.631	34	ARBON	29.569	3	95	MARSHALL	1:24.273	1:24.273	0.000
4	27	DORLING	54.636	95	MARSHALL	29.673	4	34	ARBON	1:24.453	1:24.453	0.000
5	19	O'MARA	54.695	20	MUIR	29.738	5	19	O'MARA	1:24.460	1:24.588	0.128
6	8	ATKINSON	54.698	311	WARD	29.765	6	91	HIRST	1:24.464	1:24.612	0.148
7	131	MELLOR	54.704	19	O'MARA	29.765	7	27	DORLING	1:24.564	1:24.690	0.126
8	67	JONES	54.757	125	JOLLIFFE	29.806	8	67	JONES	1:24.601	1:24.624	0.023
9	35	WESTON	54.789	91	HIRST	29.833	9	8	ATKINSON	1:24.621	1:24.695	0.074
10	125	JOLLIFFE	54.857	777	HARDY	29.833	10	125	JOLLIFFE	1:24.663	1:24.986	0.323
11	34	ARBON	54.884	67	JONES	29.844	11	131	MELLOR	1:24.693	1:24.929	0.236
12	72	MUNSON	54.977	8	ATKINSON	29.923	12	311	WARD	1:24.759	1:24.925	0.166
13	311	WARD	54.994	27	DORLING	29.928	13	777	HARDY	1:24.843	1:24.848	0.005
14	777	HARDY	55.010	131	MELLOR	29.989	14	20	MUIR	1:24.863	1:25.190	0.327
15	20	MUIR	55.125	72	MUNSON	30.126	15	72	MUNSON	1:25.103	1:25.328	0.225
16	44	GREEN	55.353	0	BREESE	30.155	16	44	GREEN	1:25.515	1:25.614	0.099
17	191	DANCE	55.775	44	GREEN	30.162	17	0	BREESE	1:26.054	1:26.095	0.041
18	0	BREESE	55.899	191	DANCE	30.410	18	191	DANCE	1:26.185	1:26.185	0.000
19	58	WOOD	56.389	77	WHITE	30.516	19	77	WHITE	1:26.988	1:27.288	0.300
20	77	WHITE	56.472	58	WOOD	30.601	20	58	WOOD	1:26.990	1:27.467	0.477
21	10	BRUNSDON	57.043	10	BRUNSDON	30.623	21	10	BRUNSDON	1:27.666	1:27.792	0.126
22	18	HIGGINS	57.146	18	HIGGINS	30.970	22	18	HIGGINS	1:28.116	1:28.776	0.660
23	156	WOLFF	57.182	70	WHITE	31.048	23	156	WOLFF	1:28.301	1:28.962	0.661
24	62	BETTRIDGE	57.600	66	SMITH	31.099	24	70	WHITE	1:28.677	1:28.858	0.181
25	70	WHITE	57.629	156	WOLFF	31.119	25	62	BETTRIDGE	1:28.757	1:28.839	0.082
26	66	SMITH	57.734	62	BETTRIDGE	31.157	26	66	SMITH	1:28.833	1:28.833	0.000
27	73	HANNAFORD	1:00.023	4	FRANKLIN	32.184	27	73	HANNAFORD	1:32.427	1:32.557	0.130
28	4	FRANKLIN	1:00.319	73	HANNAFORD	32.404	28	4	FRANKLIN	1:32.503	1:33.233	0.730
29	99	CLEAVER	1:01.102	99	CLEAVER	33.013	29	99	CLEAVER	1:34.115	1:34.134	0.019
30	14	McCARTNEY	1:02.105	97	PLATT	33.578	30	14	McCARTNEY	1:35.694	1:35.938	0.244
31	97	PLATT	1:02.629	14	McCARTNEY	33.589	31	97	PLATT	1:36.207	1:36.208	0.001
32												

BMCRC - MRO Championships 2022 - Rnd 8 @ Donington Park National

ACU Team Green Junior Cup & Senior 300

RACE 13 - STATISTICS

Competitors Started	31
Planned Start	2022-09-04 @ 14:26:00.000
Actual Start	2022-09-04 @ 14:27:37.467
Finish Time	2022-09-04 @ 14:36:12.866
Track Length	1.9790mi.
Total Laps	185
Total Distance Covered	366.1274mi.

Session Fastest Lap History

NO	CL	NAME	LAP TIME	TIME OF DAY	LAP	VEHICLE
131	J	Dylan MELLOR	1:25.604	14:30:32.491	2	Kawasaki NINJA 300
27	J	Felix DORLING	1:25.207	14:30:32.864	2	Kawasaki NINJA 400
91	J	Sam HIRST	1:25.065	14:30:33.243	2	Kawasaki NINJA
131	J	Dylan MELLOR	1:24.929	14:31:57.421	3	Kawasaki NINJA 300
27	J	Felix DORLING	1:24.690	14:31:57.553	3	Kawasaki NINJA 400
60	J	Lennon DOCHERTY	1:24.370	14:31:58.478	3	Kawasaki NINJA 400
35	J	Zack WESTON	1:23.951	14:34:48.967	5	Kawasaki NINJA 400

Session Leader History

NO	CL	NAME	FROM LAP	LAPS LED	DISTANCE	VEHICLE
777	J	Maximus HARDY	1	1	1.94 miles	Kawasaki NINJA 400
131	J	Dylan MELLOR	2	2	3.95 miles	Kawasaki NINJA 300
27	J	Felix DORLING	4	1	1.97 miles	Kawasaki NINJA 400
60	J	Lennon DOCHERTY	5	2	3.95 miles	Kawasaki NINJA 400

Flag History

TYPE	TIME OF DAY
GREEN	14:27:37.467
FINISH	14:36:12.866

Flag Statistics

TYPE	COUNT	TOTAL LAPS	TOTAL TIME
Green	1	6	9:54.105
Red	0	0	0.000
Safety Car	0	0	0.000
FCY	0	0	0.000

BMCRC - MRO Championships 2022 - Rnd 8 @ Donington Park National

ACU Team Green Junior Cup & Senior 300

RACE 13 - STATISTICS

CLASS : J

21 Starters

Fastest Lap History

NO	NAME	LAP TIME	TIME OF DAY	LAP	VEHICLE
131	Dylan MELLOR	1:25.604	14:30:32.491	2	Kawasaki NINJA 300
27	Felix DORLING	1:25.207	14:30:32.864	2	Kawasaki NINJA 400
91	Sam HIRST	1:25.065	14:30:33.243	2	Kawasaki NINJA
131	Dylan MELLOR	1:24.929	14:31:57.421	3	Kawasaki NINJA 300
27	Felix DORLING	1:24.690	14:31:57.553	3	Kawasaki NINJA 400
60	Lennon DOCHERTY	1:24.370	14:31:58.478	3	Kawasaki NINJA 400
35	Zack WESTON	1:23.951	14:34:48.967	5	Kawasaki NINJA 400

Leader History

NO	NAME	FROM LAP	LAPS LED	DISTANCE	VEHICLE
777	Maximus HARDY	1	1	1.94 miles	Kawasaki NINJA 400
131	Dylan MELLOR	2	2	3.95 miles	Kawasaki NINJA 300
27	Felix DORLING	4	1	1.97 miles	Kawasaki NINJA 400
60	Lennon DOCHERTY	5	2	3.95 miles	Kawasaki NINJA 400

BMCRC - MRO Championships 2022 - Rnd 8 @ Donington Park National

ACU Team Green Junior Cup & Senior 300

RACE 13 - STATISTICS

CLASS : S

10 Starters

Fastest Lap History

NO	NAME	LAP TIME	TIME OF DAY	LAP	VEHICLE
8	Phil ATKINSON	1:25.935	14:30:33.136	2	Kawasaki NINJA 400
8	Phil ATKINSON	1:24.695	14:31:57.828	3	Kawasaki NINJA 400

Leader History

NO	NAME	FROM LAP	LAPS LED	DISTANCE	VEHICLE
8	Phil ATKINSON	1	6	11.83 miles	Kawasaki NINJA 400



REACTIVE PARTS MRO POWERBIKES inc CLUBMAN 1000



BMCRC-MRO Championships - Round 8
Donington Park National
3rd / 4th September 2022



Timing & Results Provided by Timing Solutions Ltd

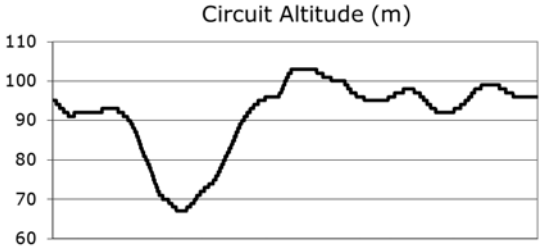
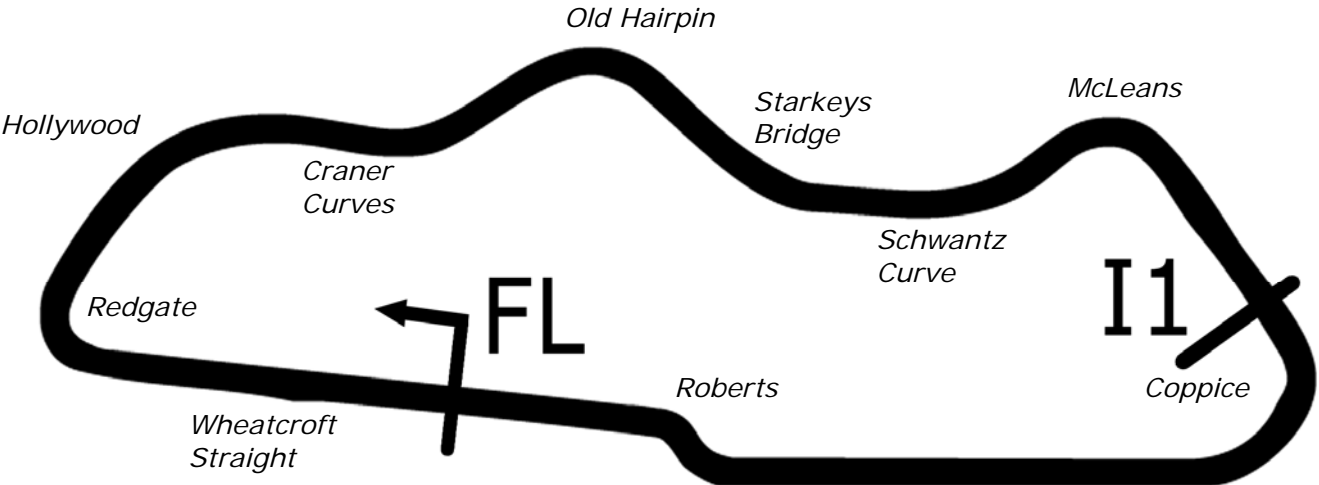
www.tsl-timing.com

Donington Park National



SPORTS TIMING

TIMING SOLUTIONS LTD



Length	1.9790 miles	3185.0 m	
FL		52.82971 N	1.37867 W
I1	2096m	52.82978 N	1.36508 W
Pit Entry	3100m	52.82951 N	1.37832 W
Pit Exit	229m after FL	52.82996 N	1.38205 W
Pit Entry–Pit Exit 256m, 18.4s @50kph, 15.3s @60kph			

All results available at www.tsl-timing.com

BMCRC - MRO Championships 2022 - Rnd 8 @ Donington Park National

Reactive Parts MRO Powerbikes inc Clubman 1000



QUALIFYING - CLASSIFICATION

POS	NO	CL	PIC NAME	ENTRY	TIME	ON	LAPS	GAP	DIFF	MPH
1	48		1 Nicky WILSON	Suzuki GSXR 1000 - Demon GP/Haslemere Motorcycle	1:10.412	4	8			101.18
2	39*		2 Max MORGAN	Kawasaki ZXR 1000 -	1:10.555	5	11	0.143	0.143	100.97
3	2		3 Peter BAKER	Kawasaki ZX10R - TJ & Peter Baker MC/Dodfrey Eng	1:10.852	5	11	0.440	0.297	100.55
4	5		4 Sam MIDDLEMAS	Suzuki GSXR1000 - Albany Shed Co	1:11.147	6	8	0.735	0.295	100.13
5	711		5 Ritchie THORNTON	Kawasaki ZX10R - Team 71	1:11.243	10	10	0.831	0.096	100.00
6	53	C	1 Seamus McGLYNN	Yamaha R1 -	1:11.329	4	6	0.917	0.086	99.88
7	9		6 Luke DIXON	BMW S1000RR -	1:11.667	6	10	1.255	0.338	99.41
8	98		7 Rick DICKINSON	Ducati PANIGALE V4 - MotorcycleRaceParts.co.uk	1:12.086	7	8	1.674	0.419	98.83
9	82		8 James BULL	MV Agusta - team bull racing	1:12.415	5	9	2.003	0.329	98.38
10	21		9 Jack CROUCHER	Kawasaki ZX10R - Trendy lofts	1:12.892	4	9	2.480	0.477	97.74
11	449	C	2 Luke WALLINGTON	Yamaha R1 4C8 - BW Bespoke Developments Ltd	1:12.989	6	8	2.577	0.097	97.61
12	17		10 Phil BAKER	BMW S1000RR -	1:13.215	4	4	2.803	0.226	97.31
13	77		11 Martin PLATT	Kawasaki ZX10R -	1:13.379	8	10	2.967	0.164	97.09
14	23		12 Sean MONTGOMERY	Suzuki GSXR1000 - Preston Power Stering	1:13.623	8	10	3.211	0.244	96.77
15	22	C	3 Phil ROOKE	Kawasaki ZX10R - GW HIGHWAYS & CLEARWAY TR.	1:13.648	8	9	3.236	0.025	96.73
16	188		13 Dawid KRAWIECKI	Yamaha R1 - Code Blue LTD & D A East Electrical	1:13.925	2	9	3.513	0.277	96.37
17	60		14 Jack YOUNGE	Kawasaki ZX10R - Chase Timber products	1:14.177	7	9	3.765	0.252	96.04
18	110	C	4 Michael CLARKE	Yamaha R1 - BIKEBASE - MX5 PARTS WAREHOUSE	1:14.544	5	8	4.132	0.367	95.57
19	333		15 Andrew HOUGHTON	BMW S1000RR - Bahnstomer BMW	1:14.575	9	9	4.163	0.031	95.53
20	84	C	5 Tunc GUNERGUN	Aprilia RSV4 RF - 1 - BIKERSWORLD	1:14.975	4	7	4.563	0.400	95.02
21	71	C	6 Matt VENN	Ducati V2 -	1:15.338	6	9	4.926	0.363	94.56
22	86	C	7 Frederico LOPES	Yamaha R1 - FLR Procurement Ltd	1:15.691	3	8	5.279	0.353	94.12
23	334	C	8 Anthony BRANDISH	Suzuki GSXR 1000 - BW bespoke developments ltd	1:15.922	3	7	5.510	0.231	93.84
24	16		16 James BUCHANAN	Kawasaki ZX10R - Bluemotion Racing	1:16.364	6	9	5.952	0.442	93.29
25	56	C	9 Paul HARRIS	Kawasaki ZX10R - Nhr Neil Harris Racing	1:16.946	5	10	6.534	0.582	92.59
26	46	C	10 Simon GATES	Yamaha YZF R1 - Canine Plus	1:17.226	8	9	6.814	0.280	92.25
27	69		17 Craig BICKNELL	Suzuki GSXR - Onlyfans.com	1:17.339	8	9	6.927	0.113	92.12
28	34	C	11 Ben CHEESEMAN	Kawasaki ZX10RR - BCH Services Kent Ltd	1:18.380	3	6	7.968	1.041	90.89

* Bike 39 - Please check transponder fitment - poor signal

Weather / Track : Bright / Dry

These results are provisional until the conclusion of any judicial and technical matters.

Donington Park National: 1.9790 miles
Date: 03/09/2022 Start: 10:45 Finish: 10:57

Clerk Of Course :	Stewards :	Timekeeper : <i>Craig Smith</i>
-------------------	------------	------------------------------------

Results can be found at www.tsl-timing.com

Printed - 11:03 Saturday, 03 September 2022



BMCRC - MRO Championships 2022 - Rnd 8 @ Donington Park National

Reactive Parts MRO Powerbikes inc Clubman 1000

QUALIFYING - SECTOR ANALYSIS



SECTOR 1 = FL to I1, SECTOR 2 = I1 to FL, DIFF = Difference To Personal Best Lap, P = Crossed Finish Line in Pit Lane, D = Time Disallowed

P1 48		Nicky WILSON		Suzuki GSXR 1000 - Demon GP/Haslemere Motorcycles			
IDEAL LAP TIME : 1:10.412		BEST LAP TIME : 1:10.412		DIFFERENCE : 0.000			
LAP	SECTOR 1	SECTOR 2	LAP TIME	MPH	DIFF	TIME OF DAY	
1 -	51.111	25.779	1:16.890	92.66	6.478	10:46:50.815	
2 -	47.401	24.772	1:12.173	98.71	1.761	10:48:02.988	
3 -	46.415	24.645	1:11.060 (3)	100.26	0.648	10:49:14.048	
4 -	45.785	24.627	1:10.412 (1)	101.18		10:50:24.460	
5 -	47.692	24.793	1:12.485	98.29	2.073	10:51:36.945	
6 -	46.195	24.849	1:11.044 (2)	100.28	0.632	10:52:47.989	
7 -	47.573	24.664	1:12.237	98.62	1.825	10:54:00.226	
8 -	46.429	IN PIT	1:17.064 P	92.45	6.652	10:55:17.290	

P2 39		Max MORGAN		Kawasaki ZXR 1000 -			
IDEAL LAP TIME : 1:10.555		BEST LAP TIME : 1:10.555		DIFFERENCE : 0.000			
LAP	SECTOR 1	SECTOR 2	LAP TIME	MPH	DIFF	TIME OF DAY	
1 -	49.200	26.179	1:15.379	94.51	4.824	10:46:56.897	
2 -	47.656	26.555	1:14.211	96.00	3.656	10:48:11.108	
3 -	46.795	26.333	1:13.128	97.42	2.573	10:49:24.236	
4 -	45.775	25.051	1:10.826 (2)	100.59	0.271	10:50:35.062	
5 -	45.644	24.911	1:10.555 (1)	100.97		10:51:45.617	
6 -	45.692	25.175	1:10.867 (3)	100.53	0.312	10:52:56.484	
7 -	49.413	25.021	1:14.434	95.71	3.879	10:54:10.918	
8 -	47.360	25.674	1:13.034	97.55	2.479	10:55:23.952	
9 -	45.824	25.167	1:10.991	100.35	0.436	10:56:34.943	
10 -	48.629	26.068	1:14.697	95.38	4.142	10:57:49.640	
11 -	53.029	25.434	1:18.463	90.80	7.908	10:59:08.103	

P3 2		Peter BAKER		Kawasaki ZX10R - TJ & Peter Baker MC/Dodfrey Eng			
IDEAL LAP TIME : 1:10.591		BEST LAP TIME : 1:10.852		DIFFERENCE : 0.261			
LAP	SECTOR 1	SECTOR 2	LAP TIME	MPH	DIFF	TIME OF DAY	
1 -	48.976	25.979	1:14.955	95.05	4.103	10:46:56.932	
2 -	48.004	25.700	1:13.704	96.66	2.852	10:48:10.636	
3 -	46.247	24.829	1:11.076 (3)	100.23	0.224	10:49:21.712	
4 -	46.329	24.649	1:10.978 (2)	100.37	0.126	10:50:32.690	
5 -	46.420	24.432	1:10.852 (1)	100.55		10:51:43.542	
6 -	46.219	24.889	1:11.108	100.19	0.256	10:52:54.650	
7 -	46.159	25.651	1:11.810	99.21	0.958	10:54:06.460	
8 -	46.512	24.851	1:11.363	99.83	0.511	10:55:17.823	
9 -	46.319	24.915	1:11.234	100.01	0.382	10:56:29.057	
10 -	46.449	24.827	1:11.276	99.95	0.424	10:57:40.333	
11 -	46.416	24.692	1:11.108	100.19	0.256	10:58:51.441	

P4 5		Sam MIDDLEMAS		Suzuki GSXR1000 - Albany Shed Co			
IDEAL LAP TIME : 1:10.969		BEST LAP TIME : 1:11.147		DIFFERENCE : 0.178			
LAP	SECTOR 1	SECTOR 2	LAP TIME	MPH	DIFF	TIME OF DAY	
1 -	48.441	26.045	1:14.486	95.65	3.339	10:49:34.286	
2 -	46.273	25.128	1:11.401 (3)	99.78	0.254	10:50:45.687	
3 -	49.349	IN PIT	1:21.852 P	87.04	10.705	10:52:07.539	
4 -	OUTLAP	25.922	1:59.007	59.86	47.860	10:54:06.546	
5 -	48.780	25.217	1:13.997	96.28	2.850	10:55:20.543	
6 -	46.067	25.080	1:11.147 (1)	100.13		10:56:31.690	
7 -	47.104	25.754	1:12.858	97.78	1.711	10:57:44.548	
8 -	46.296	24.902	1:11.198 (2)	100.06	0.051	10:58:55.746	

BMCRC - MRO Championships 2022 - Rnd 8 @ Donington Park National

Reactive Parts MRO Powerbikes inc Clubman 1000

QUALIFYING - SECTOR ANALYSIS



SECTOR 1 = FL to I1, SECTOR 2 = I1 to FL, DIFF = Difference To Personal Best Lap, P = Crossed Finish Line in Pit Lane, D = Time Disallowed

P5 711		Ritchie THORNTON		Kawasaki ZX10R - Team 71			
IDEAL LAP TIME : 1:11.243		BEST LAP TIME : 1:11.243		DIFFERENCE : 0.000			
LAP	SECTOR 1	SECTOR 2	LAP TIME	MPH	DIFF	TIME OF DAY	
1 -	51.826	25.845	1:17.671	91.72	6.428	10:47:09.292	
2 -	48.211	25.429	1:13.640	96.74	2.397	10:48:22.932	
3 -	50.061	25.509	1:15.570	94.27	4.327	10:49:38.502	
4 -	48.483	25.577	1:14.060	96.20	2.817	10:50:52.562	
5 -	46.906	25.784	1:12.690	98.01	1.447	10:52:05.252	
6 -	46.971	25.182	1:12.153 (3)	98.74	0.910	10:53:17.405	
7 -	47.056	25.016	1:12.072 (2)	98.85	0.829	10:54:29.477	
8 -	48.616	25.232	1:13.848	96.47	2.605	10:55:43.325	
9 -	48.812	25.129	1:13.941	96.35	2.698	10:56:57.266	
10 -	46.400	24.843	1:11.243 (1)	100.00		10:58:08.509	

P6 53 C		Seamus McGLYNN		Yamaha R1 -			
IDEAL LAP TIME : 1:11.329		BEST LAP TIME : 1:11.329		DIFFERENCE : 0.000			
LAP	SECTOR 1	SECTOR 2	LAP TIME	MPH	DIFF	TIME OF DAY	
1 -	OUTLAP	26.282	1:29.827	79.31	18.498	10:47:51.033	
2 -	48.070	25.074	1:13.144	97.40	1.815	10:49:04.177	
3 -	47.884	24.857	1:12.741 (3)	97.94	1.412	10:50:16.918	
4 -	46.631	24.698	1:11.329 (1)	99.88		10:51:28.247	
5 -	46.936	25.233	1:12.169 (2)	98.72	0.840	10:52:40.416	
6 -	48.779	IN PIT	1:18.217 P	91.08	6.888	10:53:58.633	

P7 9		Luke DIXON		BMW S1000RR -			
IDEAL LAP TIME : 1:11.652		BEST LAP TIME : 1:11.667		DIFFERENCE : 0.015			
LAP	SECTOR 1	SECTOR 2	LAP TIME	MPH	DIFF	TIME OF DAY	
1 -	50.003	25.939	1:15.942	93.81	4.275	10:46:46.714	
2 -	47.387	25.144	1:12.531	98.22	0.864	10:47:59.245	
3 -	46.754	24.961	1:11.715 (2)	99.34	0.048	10:49:10.960	
4 -	46.885	25.833	1:12.718	97.97	1.051	10:50:23.678	
5 -	47.383	25.091	1:12.474	98.30	0.807	10:51:36.152	
6 -	46.691	24.976	1:11.667 (1)	99.41		10:52:47.819	
7 -	46.833	25.070	1:11.903 (3)	99.08	0.236	10:53:59.722	
8 -	46.785	25.290	1:12.075	98.85	0.408	10:55:11.797	
9 -	47.698	28.708	1:16.406	93.24	4.739	10:56:28.203	
10 -	51.213	IN PIT	1:21.807 P	87.09	10.140	10:57:50.010	

P8 98		Rick DICKINSON		Ducati PANIGALE V4 - MotorcycleRaceParts.co.uk			
IDEAL LAP TIME : 1:12.028		BEST LAP TIME : 1:12.086		DIFFERENCE : 0.058			
LAP	SECTOR 1	SECTOR 2	LAP TIME	MPH	DIFF	TIME OF DAY	
1 -	50.631	25.790	1:16.421	93.22	4.335	10:47:10.735	
2 -	48.033	25.620	1:13.653	96.73	1.567	10:48:24.388	
3 -	48.059	25.504	1:13.563	96.85	1.477	10:49:37.951	
4 -	48.009	25.212	1:13.221 (3)	97.30	1.135	10:50:51.172	
5 -	47.972	25.479	1:13.451	96.99	1.365	10:52:04.623	
6 -	47.119	25.206	1:12.325 (2)	98.50	0.239	10:53:16.948	
7 -	47.177	24.909	1:12.086 (1)	98.83		10:54:29.034	
8 -	48.688	IN PIT	1:25.070 P	83.75	12.984	10:55:54.104	

BMCRC - MRO Championships 2022 - Rnd 8 @ Donington Park National

Reactive Parts MRO Powerbikes inc Clubman 1000

QUALIFYING - SECTOR ANALYSIS



SECTOR 1 = FL to I1, SECTOR 2 = I1 to FL, DIFF = Difference To Personal Best Lap, P = Crossed Finish Line in Pit Lane, D = Time Disallowed

P9 82		James BULL		MV Agusta - team bull racing			
IDEAL LAP TIME : 1:12.281		BEST LAP TIME : 1:12.415		DIFFERENCE : 0.134			
LAP	SECTOR 1	SECTOR 2	LAP TIME	MPH	DIFF	TIME OF DAY	
1 -	50.444	26.168	1:16.612	92.99	4.197	10:46:51.278	
2 -	47.671	25.769	1:13.440	97.01	1.025	10:48:04.718	
3 -	47.493	25.729	1:13.222	97.30	0.807	10:49:17.940	
4 -	47.360	25.622	1:12.982	97.62	0.567	10:50:30.922	
5 -	47.004	25.411	1:12.415 (1)	98.38		10:51:43.337	
6 -	47.011	25.789	1:12.800 (3)	97.86	0.385	10:52:56.137	
7 -	47.748	25.389	1:13.137	97.41	0.722	10:54:09.274	
8 -	46.892	25.568	1:12.460 (2)	98.32	0.045	10:55:21.734	
9 -	47.556	IN PIT	1:17.300 P	92.16	4.885	10:56:39.034	

P10 21		Jack CROUCHER		Kawasaki ZX10R - Trendy lofts			
IDEAL LAP TIME : 1:12.796		BEST LAP TIME : 1:12.892		DIFFERENCE : 0.096			
LAP	SECTOR 1	SECTOR 2	LAP TIME	MPH	DIFF	TIME OF DAY	
1 -	OUTLAP	26.152	1:31.611	77.77	18.719	10:48:49.027	
2 -	48.769	25.715	1:14.484	95.65	1.592	10:50:03.511	
3 -	47.751	25.504	1:13.255 (3)	97.25	0.363	10:51:16.766	
4 -	47.789	25.103	1:12.892 (1)	97.74		10:52:29.658	
5 -	49.061	25.485	1:14.546	95.57	1.654	10:53:44.204	
6 -	47.695	25.656	1:13.351	97.13	0.459	10:54:57.555	
7 -	47.693	25.536	1:13.229 (2)	97.29	0.337	10:56:10.784	
8 -	51.088	26.040	1:17.128	92.37	4.236	10:57:27.912	
9 -	47.905	25.364	1:13.269	97.23	0.377	10:58:41.181	

P11 449 C		Luke WALLINGTON		Yamaha R1 4C8 - BW Bespoke Developments Ltd			
IDEAL LAP TIME : 1:12.640		BEST LAP TIME : 1:12.989		DIFFERENCE : 0.349			
LAP	SECTOR 1	SECTOR 2	LAP TIME	MPH	DIFF	TIME OF DAY	
1 -	54.338	27.347	1:21.685	87.22	8.696	10:46:58.256	
2 -	51.089	26.434	1:17.523	91.90	4.534	10:48:15.779	
3 -	48.295	25.350	1:13.645	96.74	0.656	10:49:29.424	
4 -	47.508	25.538	1:13.046 (2)	97.53	0.057	10:50:42.470	
5 -	47.903	25.268	1:13.171 (3)	97.36	0.182	10:51:55.641	
6 -	47.372	25.617	1:12.989 (1)	97.61		10:53:08.630	
7 -	49.142	26.485	1:15.627	94.20	2.638	10:54:24.257	
8 -	50.393	IN PIT	1:32.158 P	77.30	19.169	10:55:56.415	

P12 17		Phil BAKER		BMW S1000RR -			
IDEAL LAP TIME : 1:13.215		BEST LAP TIME : 1:13.215		DIFFERENCE : 0.000			
LAP	SECTOR 1	SECTOR 2	LAP TIME	MPH	DIFF	TIME OF DAY	
1 -	OUTLAP	26.076	1:40.754	70.71	27.539	10:48:22.006	
2 -	50.585	26.122	1:16.707 (3)	92.88	3.492	10:49:38.713	
3 -	49.235	26.432	1:15.667 (2)	94.15	2.452	10:50:54.380	
4 -	48.006	25.209	1:13.215 (1)	97.31		10:52:07.595	

P13 77		Martin PLATT		Kawasaki ZX10R -			
IDEAL LAP TIME : 1:13.379		BEST LAP TIME : 1:13.379		DIFFERENCE : 0.000			
LAP	SECTOR 1	SECTOR 2	LAP TIME	MPH	DIFF	TIME OF DAY	
1 -	55.599	26.945	1:22.544	86.31	9.165	10:47:11.246	
2 -	49.190	25.707	1:14.897	95.12	1.518	10:48:26.143	
3 -	48.504	25.758	1:14.262	95.93	0.883	10:49:40.405	
4 -	48.457	26.424	1:14.881	95.14	1.502	10:50:55.286	
5 -	49.744	25.795	1:15.539	94.31	2.160	10:52:10.825	
6 -	48.964	25.575	1:14.539	95.58	1.160	10:53:25.364	
7 -	48.406	25.838	1:14.244 (3)	95.96	0.865	10:54:39.608	
8 -	47.946	25.433	1:13.379 (1)	97.09		10:55:52.987	
9 -	48.149	25.664	1:13.813 (2)	96.52	0.434	10:57:06.800	
10 -	52.360	IN PIT	1:25.181 P	83.64	11.802	10:58:31.981	

BMCRC - MRO Championships 2022 - Rnd 8 @ Donington Park National

Reactive Parts MRO Powerbikes inc Clubman 1000

QUALIFYING - SECTOR ANALYSIS



SECTOR 1 = FL to I1, SECTOR 2 = I1 to FL, DIFF = Difference To Personal Best Lap, P = Crossed Finish Line in Pit Lane, D = Time Disallowed

P14 23		Sean MONTGOMERY		Suzuki GSXR1000 - Preston Power Steering			
IDEAL LAP TIME : 1:13.513		BEST LAP TIME : 1:13.623		DIFFERENCE : 0.110			
LAP	SECTOR 1	SECTOR 2	LAP TIME	MPH	DIFF	TIME OF DAY	
1 -	52.067	27.384	1:19.451	89.67	5.828	10:47:03.898	
2 -	49.845	26.312	1:16.157	93.55	2.534	10:48:20.055	
3 -	48.923	26.427	1:15.350	94.55	1.727	10:49:35.405	
4 -	49.415	25.938	1:15.353	94.55	1.730	10:50:50.758	
5 -	48.245	26.139	1:14.384	95.78	0.761	10:52:05.142	
6 -	48.058	25.880	1:13.938 (3)	96.35	0.315	10:53:19.080	
7 -	48.304	25.853	1:14.157	96.07	0.534	10:54:33.237	
8 -	47.660	25.963	1:13.623 (1)	96.77		10:55:46.860	
9 -	48.703	26.415	1:15.118	94.84	1.495	10:57:01.978	
10 -	48.068	25.854	1:13.922 (2)	96.38	0.299	10:58:15.900	

P15 22 C		Phil ROOKE		Kawasaki ZX10R - GW HIGHWAYS & CLEARWAY TRAFFIC SIG			
IDEAL LAP TIME : 1:13.367		BEST LAP TIME : 1:13.648		DIFFERENCE : 0.281			
LAP	SECTOR 1	SECTOR 2	LAP TIME	MPH	DIFF	TIME OF DAY	
1 -	54.112	26.299	1:20.411	88.60	6.763	10:46:55.852	
2 -	50.163	25.794	1:15.957	93.79	2.309	10:48:11.809	
3 -	49.161	25.657	1:14.818	95.22	1.170	10:49:26.627	
4 -	49.325	25.317	1:14.642	95.45	0.994	10:50:41.269	
5 -	52.456	25.474	1:17.930	91.42	4.282	10:51:59.199	
6 -	49.280	25.230	1:14.510 (3)	95.61	0.862	10:53:13.709	
7 -	48.610	25.061	1:13.671 (2)	96.70	0.023	10:54:27.380	
8 -	48.306	25.342	1:13.648 (1)	96.73		10:55:41.028	
9 -	56.563	IN PIT	1:29.201 P	79.87	15.553	10:57:10.229	

P16 188		Dawid KRAWIECKI		Yamaha R1 - Code Blue LTD & D A East Electrical			
IDEAL LAP TIME : 1:13.758		BEST LAP TIME : 1:13.925		DIFFERENCE : 0.167			
LAP	SECTOR 1	SECTOR 2	LAP TIME	MPH	DIFF	TIME OF DAY	
1 -	50.586	26.320	1:16.906	92.64	2.981	10:47:23.778	
2 -	47.831	26.094	1:13.925 (1)	96.37		10:48:37.703	
3 -	48.733	26.449	1:15.182	94.76	1.257	10:49:52.885	
4 -	48.478	25.927	1:14.405 (3)	95.75	0.480	10:51:07.290	
5 -	53.181	26.468	1:19.649	89.45	5.724	10:52:26.939	
6 -	52.045	26.259	1:18.304	90.98	4.379	10:53:45.243	
7 -	48.289	25.987	1:14.276 (2)	95.92	0.351	10:54:59.519	
8 -	47.934	50.494	1:38.428	72.38	24.503	10:56:37.947	
9 -	51.508	25.970	1:17.478	91.95	3.553	10:57:55.425	

P17 60		Jack YOUNGE		Kawasaki ZX10R - Chase Timber products			
IDEAL LAP TIME : 1:14.148		BEST LAP TIME : 1:14.177		DIFFERENCE : 0.029			
LAP	SECTOR 1	SECTOR 2	LAP TIME	MPH	DIFF	TIME OF DAY	
1 -	53.671	26.911	1:20.582	88.41	6.405	10:46:58.271	
2 -	51.347	26.151	1:17.498	91.93	3.321	10:48:15.769	
3 -	48.771	25.568	1:14.339 (2)	95.83	0.162	10:49:30.108	
4 -	48.631	25.876	1:14.507	95.62	0.330	10:50:44.615	
5 -	49.275	25.768	1:15.043	94.94	0.866	10:51:59.658	
6 -	48.612	25.854	1:14.466	95.67	0.289	10:53:14.124	
7 -	48.641	25.536	1:14.177 (1)	96.04		10:54:28.301	
8 -	48.745	25.609	1:14.354 (3)	95.82	0.177	10:55:42.655	
9 -	50.377	28.318	1:18.695	90.53	4.518	10:57:01.350	

BMCRC - MRO Championships 2022 - Rnd 8 @ Donington Park National

Reactive Parts MRO Powerbikes inc Clubman 1000

QUALIFYING - SECTOR ANALYSIS



SECTOR 1 = FL to I1, SECTOR 2 = I1 to FL, DIFF = Difference To Personal Best Lap, P = Crossed Finish Line in Pit Lane, D = Time Disallowed

P18 110 C		Michael CLARKE		Yamaha R1 - BIKEBASE - MX5 PARTS WAREHOUSE			
IDEAL LAP TIME : 1:14.169		BEST LAP TIME : 1:14.544		DIFFERENCE : 0.375			
LAP	SECTOR 1	SECTOR 2	LAP TIME	MPH	DIFF	TIME OF DAY	
1 -	49.777	25.816	1:15.593	94.25	1.049	10:49:03.197	
2 -	49.856	25.631	1:15.487	94.38	0.943	10:50:18.684	
3 -	1:04.272	IN PIT	1:34.178 P	75.65	19.634	10:51:52.862	
4 -	OUTLAP	25.769	1:44.903	67.91	30.359	10:53:37.765	
5 -	48.538	26.006	1:14.544 (1)	95.57		10:54:52.309	
6 -	48.725	25.911	1:14.636 (2)	95.45	0.092	10:56:06.945	
7 -	48.768	26.331	1:15.099 (3)	94.86	0.555	10:57:22.044	
8 -	49.815	IN PIT	1:22.317 P	86.55	7.773	10:58:44.361	

P19 333		Andrew HOUGHTON		BMW S1000RR - Bahnstomer BMW			
IDEAL LAP TIME : 1:14.384		BEST LAP TIME : 1:14.575		DIFFERENCE : 0.191			
LAP	SECTOR 1	SECTOR 2	LAP TIME	MPH	DIFF	TIME OF DAY	
1 -	51.192	26.851	1:18.043	91.29	3.468	10:48:10.805	
2 -	49.654	25.880	1:15.534	94.32	0.959	10:49:26.339	
3 -	48.998	25.778	1:14.776 (2)	95.27	0.201	10:50:41.115	
4 -	49.528	25.813	1:15.341	94.56	0.766	10:51:56.456	
5 -	49.099	25.787	1:14.886 (3)	95.13	0.311	10:53:11.342	
6 -	50.470	26.161	1:16.631	92.97	2.056	10:54:27.973	
7 -	49.991	26.119	1:16.110	93.60	1.535	10:55:44.083	
8 -	49.637	26.721	1:16.358	93.30	1.783	10:57:00.441	
9 -	49.189	25.386	1:14.575 (1)	95.53		10:58:15.016	

P20 84 C		Tunc GUNERGUN		Aprilia RSV4 RF - 1 - BIKERSWORLD			
IDEAL LAP TIME : 1:14.975		BEST LAP TIME : 1:14.975		DIFFERENCE : 0.000			
LAP	SECTOR 1	SECTOR 2	LAP TIME	MPH	DIFF	TIME OF DAY	
1 -	52.592	26.717	1:19.309	89.83	4.334	10:47:21.414	
2 -	50.011	26.062	1:16.073 (3)	93.65	1.098	10:48:37.487	
3 -	49.559	26.206	1:15.765 (2)	94.03	0.790	10:49:53.252	
4 -	49.215	25.760	1:14.975 (1)	95.02		10:51:08.227	
5 -	49.640	26.617	1:16.257	93.42	1.282	10:52:24.484	
6 -	50.559	26.589	1:17.148	92.35	2.173	10:53:41.632	
7 -	50.060	IN PIT	1:20.669 P	88.31	5.694	10:55:02.301	

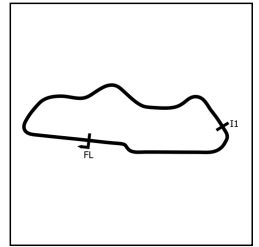
P21 71 C		Matt VENN		Ducati V2 -			
IDEAL LAP TIME : 1:14.832		BEST LAP TIME : 1:15.338		DIFFERENCE : 0.506			
LAP	SECTOR 1	SECTOR 2	LAP TIME	MPH	DIFF	TIME OF DAY	
1 -	OUTLAP	26.624	1:38.935	72.01	23.597	10:48:12.221	
2 -	49.928	26.273	1:16.201	93.49	0.863	10:49:28.422	
3 -	49.506	26.187	1:15.693	94.12	0.355	10:50:44.115	
4 -	50.481	IN PIT	1:23.385 P	85.44	8.047	10:52:07.500	
5 -	OUTLAP	26.154	1:46.083	67.16	30.745	10:53:53.583	
6 -	49.576	25.762	1:15.338 (1)	94.56		10:55:08.921	
7 -	49.070	26.297	1:15.367 (2)	94.53	0.029	10:56:24.288	
8 -	49.386	26.188	1:15.574 (3)	94.27	0.236	10:57:39.862	
9 -	50.488	26.120	1:16.608	93.00	1.270	10:58:56.470	

P22 86 C		Frederico LOPES		Yamaha R1 - FLR Procurement Ltd			
IDEAL LAP TIME : 1:15.615		BEST LAP TIME : 1:15.691		DIFFERENCE : 0.076			
LAP	SECTOR 1	SECTOR 2	LAP TIME	MPH	DIFF	TIME OF DAY	
1 -	51.786	27.008	1:18.794	90.42	3.103	10:50:00.428	
2 -	51.097	26.332	1:17.429	92.01	1.738	10:51:17.857	
3 -	49.492	26.199	1:15.691 (1)	94.12		10:52:33.548	
4 -	50.518	26.208	1:16.726	92.85	1.035	10:53:50.274	
5 -	49.679	26.756	1:16.435 (3)	93.21	0.744	10:55:06.709	
6 -	50.855	26.337	1:17.192	92.29	1.501	10:56:23.901	
7 -	49.416	26.380	1:15.796 (2)	93.99	0.105	10:57:39.697	
8 -	50.267	26.233	1:16.500	93.13	0.809	10:58:56.197	

BMCRC - MRO Championships 2022 - Rnd 8 @ Donington Park National

Reactive Parts MRO Powerbikes inc Clubman 1000

QUALIFYING - SECTOR ANALYSIS



SECTOR 1 = FL to I1, SECTOR 2 = I1 to FL, DIFF = Difference To Personal Best Lap, P = Crossed Finish Line in Pit Lane, D = Time Disallowed

P23 334 C		Anthony BRANDISH		Suzuki GSXR 1000 - BW bespoke developments ltd		
IDEAL LAP TIME : 1:15.762		BEST LAP TIME : 1:15.922		DIFFERENCE : 0.160		
LAP	SECTOR 1	SECTOR 2	LAP TIME	MPH	DIFF	TIME OF DAY
1 -	52.844	26.338	1:19.182	89.97	3.260	10:46:53.554
2 -	50.655	27.066	1:17.721 (3)	91.66	1.799	10:48:11.275
3 -	49.547	26.375	1:15.922 (1)	93.84		10:49:27.197
4 -	49.424	26.609	1:16.033 (2)	93.70	0.111	10:50:43.230
5 -	51.051	27.377	1:18.428	90.84	2.506	10:52:01.658
6 -	50.299	27.736	1:18.035	91.30	2.113	10:53:19.693
7 -	51.803	IN PIT	1:24.479 P	84.33	8.557	10:54:44.172

P24 16		James BUCHANAN		Kawasaki ZX10R - Bluemotion Racing		
IDEAL LAP TIME : 1:16.364		BEST LAP TIME : 1:16.364		DIFFERENCE : 0.000		
LAP	SECTOR 1	SECTOR 2	LAP TIME	MPH	DIFF	TIME OF DAY
1 -	53.460	27.253	1:20.713	88.27	4.349	10:47:27.334
2 -	52.037	26.677	1:18.714	90.51	2.350	10:48:46.048
3 -	1:07.830	27.628	1:35.458	74.63	19.094	10:50:21.506
4 -	51.279	26.407	1:17.686	91.71	1.322	10:51:39.192
5 -	50.312	26.492	1:16.804 (3)	92.76	0.440	10:52:55.996
6 -	50.016	26.348	1:16.364 (1)	93.29		10:54:12.360
7 -	50.723	26.370	1:17.093	92.41	0.729	10:55:29.453
8 -	50.182	26.583	1:16.765 (2)	92.81	0.401	10:56:46.218
9 -	50.631	27.023	1:17.654	91.74	1.290	10:58:03.872

P25 56 C		Paul HARRIS		Kawasaki ZX10R - Nhr Neil Harris Racing		
IDEAL LAP TIME : 1:16.929		BEST LAP TIME : 1:16.946		DIFFERENCE : 0.017		
LAP	SECTOR 1	SECTOR 2	LAP TIME	MPH	DIFF	TIME OF DAY
1 -	58.513	28.105	1:26.618	82.25	9.672	10:47:14.564
2 -	53.006	27.366	1:20.372	88.64	3.426	10:48:34.936
3 -	51.292	26.991	1:18.283	91.01	1.337	10:49:53.219
4 -	51.455	26.720	1:18.175 (3)	91.13	1.229	10:51:11.394
5 -	50.268	26.678	1:16.946 (1)	92.59		10:52:28.340
6 -	52.450	27.517	1:19.967	89.09	3.021	10:53:48.307
7 -	51.462	26.857	1:18.319	90.96	1.373	10:55:06.626
8 -	50.732	26.661	1:17.393 (2)	92.05	0.447	10:56:24.019
9 -	56.382	31.095	1:27.477	81.44	10.531	10:57:51.496
10 -	59.372	IN PIT	1:34.323 P	75.53	17.377	10:59:25.819

P26 46 C		Simon GATES		Yamaha YZF R1 - Canine Plus		
IDEAL LAP TIME : 1:16.880		BEST LAP TIME : 1:17.226		DIFFERENCE : 0.346		
LAP	SECTOR 1	SECTOR 2	LAP TIME	MPH	DIFF	TIME OF DAY
1 -	52.950	27.425	1:20.375	88.64	3.149	10:46:56.235
2 -	53.436	26.954	1:20.390	88.62	3.164	10:48:16.625
3 -	51.346	27.093	1:18.439	90.83	1.213	10:49:35.064
4 -	51.998	27.230	1:19.228	89.92	2.002	10:50:54.292
5 -	51.188	26.972	1:18.160	91.15	0.934	10:52:12.452
6 -	50.737	26.537	1:17.274 (2)	92.19	0.048	10:53:29.726
7 -	50.575	26.708	1:17.283 (3)	92.18	0.057	10:54:47.009
8 -	50.921	26.305	1:17.226 (1)	92.25		10:56:04.235
9 -	50.598	IN PIT	1:25.022 P	83.79	7.796	10:57:29.257

BMCRC - MRO Championships 2022 - Rnd 8 @ Donington Park National

Reactive Parts MRO Powerbikes inc Clubman 1000

QUALIFYING - SECTOR ANALYSIS



SECTOR 1 = FL to I1, SECTOR 2 = I1 to FL, DIFF = Difference To Personal Best Lap, P = Crossed Finish Line in Pit Lane, D = Time Disallowed

P27 69		Craig BICKNELL		Suzuki GSXR - Onlyfans.com			
IDEAL LAP TIME : 1:17.339		BEST LAP TIME : 1:17.339		DIFFERENCE : 0.000			
LAP	SECTOR 1	SECTOR 2	LAP TIME	MPH	DIFF	TIME OF DAY	
1 -	55.064	27.264	1:22.328	86.53	4.989	10:46:57.677	
2 -	52.767	27.440	1:20.207	88.82	2.868	10:48:17.884	
3 -	51.829	27.127	1:18.956	90.23	1.617	10:49:36.840	
4 -	50.799	27.570	1:18.369	90.91	1.030	10:50:55.209	
5 -	50.988	26.915	1:17.903 (3)	91.45	0.564	10:52:13.112	
6 -	53.011	28.668	1:21.679	87.22	4.340	10:53:34.791	
7 -	50.917	26.985	1:17.902 (2)	91.45	0.563	10:54:52.693	
8 -	50.616	26.723	1:17.339 (1)	92.12		10:56:10.032	
9 -	52.122	IN PIT	1:25.199 P	83.62	7.860	10:57:35.231	

P28 34 C		Ben CHEESEMAN		Kawasaki ZX10RR - BCH Services Kent Ltd			
IDEAL LAP TIME : 1:18.225		BEST LAP TIME : 1:18.380		DIFFERENCE : 0.155			
LAP	SECTOR 1	SECTOR 2	LAP TIME	MPH	DIFF	TIME OF DAY	
1 -	56.141	27.722	1:23.863	84.95	5.483	10:46:55.847	
2 -	53.304	27.245	1:20.549	88.45	2.169	10:48:16.396	
3 -	51.284	27.096	1:18.380 (1)	90.89		10:49:34.776	
4 -	52.019	27.305	1:19.324 (3)	89.81	0.944	10:50:54.100	
5 -	51.129	27.413	1:18.542 (2)	90.71	0.162	10:52:12.642	
6 -	52.977	IN PIT	1:27.747 P	81.19	9.367	10:53:40.389	

BMCRC - MRO Championships 2022 - Rnd 8 @ Donington Park National

Reactive Parts MRO Powerbikes inc Clubman 1000

QUALIFYING - BEST SECTORS

SECTOR 1			SECTOR 2			IDEAL / BEST COMPARISON						
POS	NO	NAME	TIME	NO	NAME	TIME	POS	NO	NAME	IDEAL	BEST	DIFF
									PERFECT LAP	1:10.076		
1	39	MORGAN	45.644	2	BAKER	24.432	1	48	WILSON	1:10.412	1:10.412	0.000
2	48	WILSON	45.785	48	WILSON	24.627	2	39	MORGAN	1:10.555	1:10.555	0.000
3	5	MIDDLEMAS	46.067	53	McGLYNN	24.698	3	2	BAKER	1:10.591	1:10.852	0.261
4	2	BAKER	46.159	711	THORNTON	24.843	4	5	MIDDLEMAS	1:10.969	1:11.147	0.178
5	711	THORNTON	46.400	5	MIDDLEMAS	24.902	5	711	THORNTON	1:11.243	1:11.243	0.000
6	53	McGLYNN	46.631	98	DICKINSON	24.909	6	53	McGLYNN	1:11.329	1:11.329	0.000
7	9	DIXON	46.691	39	MORGAN	24.911	7	9	DIXON	1:11.652	1:11.667	0.015
8	82	BULL	46.892	9	DIXON	24.961	8	98	DICKINSON	1:12.028	1:12.086	0.058
9	98	DICKINSON	47.119	22	ROOKE	25.061	9	82	BULL	1:12.281	1:12.415	0.134
10	449	WALLINGTON	47.372	21	CROUCHER	25.103	10	449	WALLINGTON	1:12.640	1:12.989	0.349
11	23	MONTGOMERY	47.660	17	BAKER	25.209	11	21	CROUCHER	1:12.796	1:12.892	0.096
12	21	CROUCHER	47.693	449	WALLINGTON	25.268	12	17	BAKER	1:13.215	1:13.215	0.000
13	188	KRAWIECKI	47.831	333	HOUGHTON	25.386	13	22	ROOKE	1:13.367	1:13.648	0.281
14	77	PLATT	47.946	82	BULL	25.389	14	77	PLATT	1:13.379	1:13.379	0.000
15	17	BAKER	48.006	77	PLATT	25.433	15	23	MONTGOMERY	1:13.513	1:13.623	0.110
16	22	ROOKE	48.306	60	YOUNGE	25.536	16	188	KRAWIECKI	1:13.758	1:13.925	0.167
17	110	CLARKE	48.538	110	CLARKE	25.631	17	60	YOUNGE	1:14.148	1:14.177	0.029
18	60	YOUNGE	48.612	84	GUNERGUN	25.760	18	110	CLARKE	1:14.169	1:14.544	0.375
19	333	HOUGHTON	48.998	71	VENN	25.762	19	333	HOUGHTON	1:14.384	1:14.575	0.191
20	71	VENN	49.070	23	MONTGOMERY	25.853	20	71	VENN	1:14.832	1:15.338	0.506
21	84	GUNERGUN	49.215	188	KRAWIECKI	25.927	21	84	GUNERGUN	1:14.975	1:14.975	0.000
22	86	LOPES	49.416	86	LOPES	26.199	22	86	LOPES	1:15.615	1:15.691	0.076
23	334	BRANDISH	49.424	46	GATES	26.305	23	334	BRANDISH	1:15.762	1:15.922	0.160
24	16	BUCHANAN	50.016	334	BRANDISH	26.338	24	16	BUCHANAN	1:16.364	1:16.364	0.000
25	56	HARRIS	50.268	16	BUCHANAN	26.348	25	46	GATES	1:16.880	1:17.226	0.346
26	46	GATES	50.575	56	HARRIS	26.661	26	56	HARRIS	1:16.929	1:16.946	0.017
27	69	BICKNELL	50.616	69	BICKNELL	26.723	27	69	BICKNELL	1:17.339	1:17.339	0.000
28	34	CHEESEMAN	51.129	34	CHEESEMAN	27.096	28	34	CHEESEMAN	1:18.225	1:18.380	0.155

BMCRC - MRO Championships 2022 - Rnd 8 @ Donington Park National

Reactive Parts MRO Powerbikes inc Clubman 1000

QUALIFYING - STATISTICS

Competitors Started	28
Planned Start	2022-09-03 @ 10:59:00.000
Actual Start	2022-09-03 @ 10:45:08.287
Finish Time	2022-09-03 @ 10:57:51.497
Track Length	1.9790mi.
Total Laps	240
Total Distance Covered	474.9761mi.

Session Fastest Lap History

NO	CL	NAME	LAP TIME	TIME OF DAY	LAP	VEHICLE
9		Luke DIXON	1:15.942	10:46:46.737	1	BMW S1000RR
39		Max MORGAN	1:15.379	10:46:56.902	1	Kawasaki ZXR 1000
2		Peter BAKER	1:14.955	10:46:56.932	1	Kawasaki ZX10R
9		Luke DIXON	1:12.531	10:47:59.267	2	BMW S1000RR
48		Nicky WILSON	1:12.173	10:48:02.991	2	Suzuki GSXR 1000
9		Luke DIXON	1:11.715	10:49:10.981	3	BMW S1000RR
48		Nicky WILSON	1:11.060	10:49:14.051	3	Suzuki GSXR 1000
48		Nicky WILSON	1:10.412	10:50:24.463	4	Suzuki GSXR 1000

Flag History

TYPE	TIME OF DAY
GREEN	10:45:08.287
FINISH	10:57:51.497

Flag Statistics

TYPE	COUNT	TOTAL LAPS	TOTAL TIME
Green	1	11	14:44.463
Red	0	0	0.000
Safety Car	0	0	0.000
FCY	0	0	0.000

BMCRC - MRO Championships 2022 - Rnd 8 @ Donington Park National

Reactive Parts MRO Powerbikes inc Clubman 1000

QUALIFYING - STATISTICS

CLASS :

17 Starters

Fastest Lap History

NO	NAME	LAP TIME	TIME OF DAY	LAP	VEHICLE
9	Luke DIXON	1:15.942	10:46:46.737	1	BMW S1000RR
39	Max MORGAN	1:15.379	10:46:56.902	1	Kawasaki ZXR 1000
2	Peter BAKER	1:14.955	10:46:56.932	1	Kawasaki ZX10R
9	Luke DIXON	1:12.531	10:47:59.267	2	BMW S1000RR
48	Nicky WILSON	1:12.173	10:48:02.991	2	Suzuki GSXR 1000
9	Luke DIXON	1:11.715	10:49:10.981	3	BMW S1000RR
48	Nicky WILSON	1:11.060	10:49:14.051	3	Suzuki GSXR 1000
48	Nicky WILSON	1:10.412	10:50:24.463	4	Suzuki GSXR 1000

BMCRC - MRO Championships 2022 - Rnd 8 @ Donington Park National

Reactive Parts MRO Powerbikes inc Clubman 1000

QUALIFYING - STATISTICS

CLASS : C

11 Starters

Fastest Lap History

NO	NAME	LAP TIME	TIME OF DAY	LAP	VEHICLE
334	Anthony BRANDISH	1:19.182	10:46:53.568	1	Suzuki GSXR 1000
334	Anthony BRANDISH	1:17.721	10:48:11.288	2	Suzuki GSXR 1000
22	Phil ROOKE	1:15.957	10:48:11.812	2	Kawasaki ZX10R
110	Michael CLARKE	1:15.593	10:49:03.212	1	Yamaha R1
53	Seamus McGLYNN	1:13.144	10:49:04.196	2	Yamaha R1
53	Seamus McGLYNN	1:12.741	10:50:16.936	3	Yamaha R1
53	Seamus McGLYNN	1:11.329	10:51:28.267	4	Yamaha R1

BMCRC - MRO Championships 2022 - Rnd 8 @ Donington Park National



Reactive Parts MRO Powerbikes inc Clubman 1000

RACE 8 - GRID (10 Laps)

ROW 10	30		29	7	Seb JENKINS	1:18.380	28	34	Ben CHEESEMAN					
ROW 9			27	69	Craig BICKNELL	1:17.339	26	46	Simon GATES	1:17.226	25	56	Paul HARRIS	1:16.946
ROW 8	24	16	James BUCHANAN	1:16.364	23	334	Anthony BRANDISH	1:15.922	22	86	Frederico LOPES	1:15.691		
ROW 7			21	71	Matt VENN	1:15.338	20	84	Tunc GUNERGUN	1:14.975	19	333	Andrew HOUGHTON	1:14.575
ROW 6	18	110	Michael CLARKE	1:14.544	17	60	Jack YOUNGE	1:14.177	16	188	Dawid KRAWIECKI	1:13.925		
ROW 5			15	22	Phil ROOKE	1:13.648	14	23	Sean MONTGOMERY	1:13.623	13	77	Martin PLATT	1:13.379
ROW 4	12	17	Phil BAKER	1:13.215	11	449	Luke WALLINGTON	1:12.989	10	21	Jack CROUCHER	1:12.892		
ROW 3			9	82	James BULL	1:12.415	8	98	Rick DICKINSON	1:12.086	7	9	Luke DIXON	1:11.667
ROW 2	6	53	Seamus McGLYNN	1:11.329	5	711	Ritchie THORNTON	1:11.243	4	5	Sam MIDDLEMAS	1:11.147		
ROW 1			3	2	Peter BAKER	1:10.852	2	39	Max MORGAN	1:10.555	1	48	Nicky WILSON	1:10.412
Pole														

Donington Park National: 1.9790 miles

These results are provisional until the conclusion of any judicial and technical matters.

Clerk Of Course :	Stewards :	Timekeeper : <i>Craig Smith</i>
-------------------	------------	------------------------------------

Results can be found at www.tsl-timing.com

Printed - 11:05 Saturday, 03 September 2022



BMCRC - MRO Championships 2022 - Rnd 8 @ Donington Park National

Reactive Parts MRO Powerbikes inc Clubman 1000



RACE 8 - CLASSIFICATION

POS	NO	CL	PIC NAME	ENTRY	LAPS	TIME	GAP	DIFF	MPH	BEST	ON
1	5		1 Sam MIDDLEMAS	Suzuki GSXR1000 - Albany Shed Co	10	11:53.413			99.67	1:10.067	6
2	48		2 Nicky WILSON	Suzuki GSXR 1000 - Demon GP/Haslemere Motorcy	10	11:53.682	0.269	0.269	99.63	1:10.403	2
3	2		3 Peter BAKER	Kawasaki ZX10R - TJ & Peter Baker MC/Dodfrey En	10	11:55.157	1.744	1.475	99.43	1:10.399	7
4	39*		4 Max MORGAN	Kawasaki ZXR 1000 -	10	11:55.550	2.137	0.393	99.37	1:10.579	7
5	711		5 Ritchie THORNTON	Kawasaki ZX10R - Team 71	10	11:57.339	3.926	1.789	99.13	1:10.646	5
6	37		6 James BULL	MV Agusta - team bull racing	10	12:02.496	9.083	5.157	98.42	1:11.458	6
7	53 C		1 Seamus McGLYNN	Yamaha R1 -	10	12:04.721	11.308	2.225	98.12	1:11.181	10
8	21		7 Jack CROUCHER	Kawasaki ZX10R - Trendy lofts	10	12:05.957	12.544	1.236	97.95	1:11.458	2
9	9		8 Luke DIXON	BMW S1000RR -	10	12:16.902	23.489	10.945	96.49	1:10.679	5
10	188		9 Dawid KRAWIECKI	Yamaha R1 - Code Blue LTD & D A East Electrical	10	12:18.672	25.259	1.770	96.26	1:12.533	2
11	23		10 Sean MONTGOMERY	Suzuki GSXR1000 - Preston Power Stering	10	12:18.734	25.321	0.062	96.25	1:12.231	8
12	77		11 Martin PLATT	Kawasaki ZX10R -	10	12:27.214	33.801	8.480	95.16	1:13.442	2
13	60		12 Jack YOUNGE	Kawasaki ZX10R - Chase Timber products	10	12:27.495	34.082	0.281	95.13	1:13.277	7
14	22 C		2 Phil ROOKE	Kawasaki ZX10R - GW HIGHWAYS & CLEARWAY	10	12:28.045	34.632	0.550	95.06	1:13.470	3
15	110 C		3 Michael CLARKE	Yamaha R1 - BIKEBASE - MX5 PARTS WAREHOU	10	12:28.558	35.145	0.513	94.99	1:13.500	7
16	71 C		4 Matt VENN	Ducati V2 -	10	12:35.646	42.233	7.088	94.10	1:14.259	9
17	84 C		5 Tunc GUNERGUN	Aprilia RSV4 RF - 1 - BIKERSWORLD	10	12:37.102	43.689	1.456	93.92	1:14.633	10
18	333*		13 Andrew HOUGHTON	BMW S1000RR - Bahnstormer BMW	10	12:37.333	43.920	0.231	93.89	1:14.295	10
19	334 C		6 Anthony BRANDISH	Suzuki GSXR 1000 - BW bespoke developments ltd	10	12:37.570	44.157	0.237	93.86	1:13.441	6
20	86* C		7 Frederico LOPES	Yamaha R1 - FLR Procurement Ltd	10	12:49.090	55.677	11.520	92.45	1:15.473	5
21	46 C		8 Simon GATES	Yamaha YZF R1 - Canine Plus	10	12:51.313	57.900	2.223	92.19	1:15.763	10
22	56 C		9 Paul HARRIS	Kawasaki ZX10R - Nhr Neil Harris Racing	10	13:00.799	1:07.386	9.486	91.07	1:15.834	9
23	69		14 Craig BICKNELL	Suzuki GSXR - Onlyfans.com	9	11:55.310	1 Lap	1 Lap	89.45	1:18.081	4

NOT CLASSIFIED

DNF	449 C		Luke WALLINGTON	Yamaha R1 4C8 - BW Bespoke Developments Ltd	9	11:14.115	1 Lap		94.91	1:11.362	3
-----	-------	--	-----------------	---------------------------------------------	---	-----------	-------	--	-------	----------	---

NOT STARTED

NS	98		Rick DICKINSON	Ducati PANIGALE V4 - MotorcycleRaceParts.co.uk							
----	----	--	----------------	------------------------------------------------	--	--	--	--	--	--	--

FASTEST LAP

	5		Sam MIDDLEMAS	Suzuki GSXR1000 - Albany Shed Co	6	1:10.067			101.68 mph	163.64 kph	
	53 C		Seamus McGLYNN	Yamaha R1 -	10	1:11.181			100.09 mph	161.08 kph	

* No. 333 - Please fit a working transponder

* No. 39 & 86 - Please check location of transponder - poor signal

Class - 92.5% of Race Speed = 92.19 mph

Class C - 92.5% of Race Speed = 90.76 mph

Weather / Track : Bright / Dry

These results are provisional until the conclusion of any judicial and technical matters.

Race Distance: 10 Laps / 19.79 miles

Donington Park National: 1.9790 miles

Date: 03/09/2022 Start: 14:33 Finish: 14:44

Clerk Of Course :

Stewards :

Timekeeper :

Craig Smith

Results can be found at www.tsl-timing.com

Printed - 14:48 Saturday, 03 September 2022



BMCRC - MRO Championships 2022 - Rnd 8 @ Donington Park National

Reactive Parts MRO Powerbikes inc Clubman 1000

RACE 8 - LAP CHART

LAP 1 @ 14:34:20.705														
NO	BEHIND	LAP TIME												
48		1:15.372	449	4.294	1:11.362	334	28.480	1:14.582	5	0.692	1:10.636	22	34.632	1:14.301
53	0.307	1:15.679	188	6.490	1:12.791	86	29.108	1:15.473	2	1.319	1:10.538	110	35.145	1:14.035
39	0.921	1:16.293	110	9.906	1:14.306	46	31.182	1:17.007	711	3.781	1:10.799	71	42.233	1:14.367
2	1.280	1:16.652	77	10.170	1:14.239	56	38.110	1:17.986	37	8.164	1:11.774	84	43.689	1:14.633
711	1.784	1:17.156	60	10.458	1:13.783	69	39.332	1:18.824	21	10.481	1:12.502	333	43.920	1:14.295
5	2.208	1:17.580	23	10.946	1:13.656	LAP 6 @ 14:40:15.270			53	10.631	1:12.024	334	44.157	1:14.282
37	2.508	1:17.880	22	11.078	1:13.470	NO	BEHIND	LAP TIME	449	11.884	1:13.315	86	55.677	1:16.379
21	2.627	1:17.999	71	14.154	1:15.090	48		1:10.611	188	20.225	1:13.859	46	57.900	1:15.763
449	2.905	1:18.277	84	14.577	1:14.753	39	0.746	1:10.785	23	22.464	1:12.231	56	1:07.386	1:16.059
188	3.199	1:18.571	333	15.185	1:15.293	5	1.054	1:10.067	9	22.613	1:11.780			
110	3.939	1:19.311	9	18.212	1:11.817	2	1.785	1:10.666	60	27.425	1:13.850			
77	4.522	1:19.894	46	18.972	1:16.711	711	3.603	1:10.924	77	27.698	1:14.253			
60	4.650	1:20.022	86	19.453	1:16.996	37	6.205	1:11.458	22	27.946	1:13.837			
23	5.578	1:20.950	334	19.582	1:15.300	21	7.087	1:12.009	110	29.488	1:15.098			
22	5.983	1:21.355	56	23.905	1:18.299	449	7.187	1:11.575	71	35.680	1:14.522			
71	6.309	1:21.681	69	24.348	1:19.343	53	7.734	1:12.879	84	36.183	1:15.442			
84	6.549	1:21.921	LAP 4 @ 14:37:53.670			188	13.845	1:13.925	333	37.115	1:14.950			
333	6.962	1:22.334	NO	BEHIND	LAP TIME	23	18.949	1:12.656	334	37.783	1:13.944			
46	7.577	1:22.949	48		1:10.932	77	21.067	1:14.185	86	45.030	1:16.003			
86	8.324	1:23.696	39	0.874	1:10.686	9	21.300	1:13.368	46	48.097	1:16.015			
69	8.832	1:24.204	2	1.735	1:10.510	22	21.508	1:14.089	56	57.566	1:16.991			
56	9.144	1:24.516	5	2.124	1:10.232	60	21.701	1:14.438	69	1:04.603	1:18.757			
334	10.489	1:25.861	711	3.633	1:11.510	110	22.293	1:14.440	LAP 9 @ 14:43:47.457					
9	17.527	1:32.899	53	4.452	1:12.471	84	27.174	1:15.043	NO	BEHIND	LAP TIME			
			37	4.740	1:11.618	71	27.582	1:14.645	48		1:10.784			
			21	4.923	1:12.278	333	28.856	1:15.135	5	0.334	1:10.426			
			449	5.087	1:11.725	334	31.310	1:13.441	2	1.238	1:10.703			
			188	8.373	1:12.815	86	34.393	1:15.896	39	2.020	1:12.201			
			110	13.418	1:14.444	46	37.043	1:16.472	711	4.274	1:11.277			
			77	13.566	1:14.328	56	44.829	1:17.330	37	8.894	1:11.514			
			23	13.729	1:13.715	69	47.603	1:18.882	53	11.416	1:11.569			
			60	13.969	1:14.443	LAP 7 @ 14:41:26.027			21	12.158	1:12.461			
			22	14.814	1:14.668	NO	BEHIND	LAP TIME	188	23.128	1:13.687			
			71	18.764	1:15.542	48		1:10.757	9	23.650	1:11.821			
			9	18.853	1:11.573	39	0.568	1:10.579	23	24.119	1:12.439			
			84	18.937	1:15.292	5	0.702	1:10.405	77	31.129	1:14.215			
			333	19.854	1:15.601	2	1.427	1:10.399	60	31.241	1:14.600			
			86	24.624	1:16.103	711	3.628	1:10.782	22	31.620	1:14.458			
			334	24.887	1:16.237	37	7.036	1:11.588	449	31.991	1:30.891 P			
			46	25.164	1:17.124	21	8.625	1:12.295	110	32.399	1:13.695			
			56	31.113	1:18.140	449	9.215	1:12.785	71	39.155	1:14.259			
			69	31.497	1:18.081	53	9.253	1:12.276	84	40.345	1:14.946			
			LAP 5 @ 14:39:04.659			188	17.012	1:13.924	333	40.914	1:14.583			
			NO	BEHIND	LAP TIME	23	20.879	1:12.687	334	41.164	1:14.165			
			48		1:10.989	9	21.479	1:10.936	86	50.587	1:16.341			
			39	0.572	1:10.687	77	24.091	1:13.781	46	53.426	1:16.113			
			5	1.598	1:10.463	60	24.221	1:13.277	56	1:02.616	1:15.834			
			2	1.730	1:10.984	22	24.755	1:14.004	LAP 10 @ 14:44:58.746					
			711	3.290	1:10.646	110	25.036	1:13.500	NO	BEHIND	LAP TIME			
			37	5.358	1:11.607	84	31.387	1:14.970	5		1:10.955			
			53	5.466	1:12.003	71	31.804	1:14.979	48	0.269	1:11.558			
			21	5.689	1:11.755	333	32.811	1:14.712	2	1.744	1:11.795			
			449	6.223	1:12.125	334	34.485	1:13.932	69	1 Lap	1:19.367			
			188	10.531	1:13.147	86	39.673	1:16.037	39	2.137	1:11.406			
			23	16.904	1:14.164	46	42.728	1:16.442	711	3.926	1:10.941			
			77	17.493	1:14.916	56	51.221	1:17.149	37	9.083	1:11.478			
			60	17.874	1:14.894	69	56.492	1:19.646	53	11.308	1:11.181			
			22	18.030	1:14.205	LAP 8 @ 14:42:36.673			21	12.544	1:11.675			
			110	18.464	1:16.035	NO	BEHIND	LAP TIME	9	23.489	1:11.128			
			9	18.543	1:10.679	48		1:10.646	188	25.259	1:13.420			
			84	22.742	1:14.794	39	0.603	1:10.681	23	25.321	1:12.491			
			71	23.548	1:15.773				77	33.801	1:13.961			
			333	24.332	1:15.467				60	34.082	1:14.130			

BMCRC - MRO Championships 2022 - Rnd 8 @ Donington Park National

Reactive Parts MRO Powerbikes inc Clubman 1000

RACE 8 - SECTOR ANALYSIS



SECTOR 1 = FL to I1, SECTOR 2 = I1 to FL, DIFF = Difference To Personal Best Lap, P = Crossed Finish Line in Pit Lane, D = Time Disallowed

P1 5		Sam MIDDLEMAS		Suzuki GSXR1000 - Albany Shed Co			
IDEAL LAP TIME : 1:10.063		BEST LAP TIME : 1:10.067		DIFFERENCE : 0.004			
LAP	SECTOR 1	SECTOR 2	LAP TIME	MPH	DIFF	TIME OF DAY	
1 -		25.386	1:17.580	91.83	7.513	14:34:22.913	
2 -	46.193	24.816	1:11.009	100.33	0.942	14:35:33.922	
3 -	46.671	24.969	1:11.640	99.45	1.573	14:36:45.562	
4 -	45.647	24.585	1:10.232 (2)	101.44	0.165	14:37:55.794	
5 -	45.748	24.715	1:10.463	101.11	0.396	14:39:06.257	
6 -	45.478	24.589	1:10.067 (1)	101.68		14:40:16.324	
7 -	45.584	24.821	1:10.405 (3)	101.19	0.338	14:41:26.729	
8 -	45.777	24.859	1:10.636	100.86	0.569	14:42:37.365	
9 -	45.706	24.720	1:10.426	101.16	0.359	14:43:47.791	
10 -	45.986	24.969	1:10.955	100.41	0.888	14:44:58.746	

P2 48		Nicky WILSON		Suzuki GSXR 1000 - Demon GP/Haslemere Motorcycles			
IDEAL LAP TIME : 1:10.256		BEST LAP TIME : 1:10.403		DIFFERENCE : 0.147			
LAP	SECTOR 1	SECTOR 2	LAP TIME	MPH	DIFF	TIME OF DAY	
1 -		24.968	1:15.372	94.52	4.969	14:34:20.705	
2 -	45.927	24.476	1:10.403 (1)	101.19		14:35:31.108	
3 -	45.780	25.850	1:11.630	99.46	1.227	14:36:42.738	
4 -	46.102	24.830	1:10.932	100.44	0.529	14:37:53.670	
5 -	46.050	24.939	1:10.989	100.36	0.586	14:39:04.659	
6 -	45.910	24.701	1:10.611 (2)	100.89	0.208	14:40:15.270	
7 -	46.016	24.741	1:10.757	100.69	0.354	14:41:26.027	
8 -	45.961	24.685	1:10.646 (3)	100.84	0.243	14:42:36.673	
9 -	45.986	24.798	1:10.784	100.65	0.381	14:43:47.457	
10 -	45.966	25.592	1:11.558	99.56	1.155	14:44:59.015	

P3 2		Peter BAKER		Kawasaki ZX10R - TJ & Peter Baker MC/Dodfrey Eng			
IDEAL LAP TIME : 1:10.190		BEST LAP TIME : 1:10.399		DIFFERENCE : 0.209			
LAP	SECTOR 1	SECTOR 2	LAP TIME	MPH	DIFF	TIME OF DAY	
1 -		25.121	1:16.652	92.94	6.253	14:34:21.985	
2 -	46.127	25.138	1:11.265	99.97	0.866	14:35:33.250	
3 -	46.704	24.941	1:11.645	99.44	1.246	14:36:44.895	
4 -	46.069	24.441	1:10.510 (2)	101.04	0.111	14:37:55.405	
5 -	46.003	24.981	1:10.984	100.36	0.585	14:39:06.389	
6 -	46.018	24.648	1:10.666	100.82	0.267	14:40:17.055	
7 -	45.876	24.523	1:10.399 (1)	101.20		14:41:27.454	
8 -	46.075	24.463	1:10.538 (3)	101.00	0.139	14:42:37.992	
9 -	46.171	24.532	1:10.703	100.76	0.304	14:43:48.695	
10 -	45.749	26.046	1:11.795	99.23	1.396	14:45:00.490	

P4 39		Max MORGAN		Kawasaki ZXR 1000 -			
IDEAL LAP TIME : 1:10.452		BEST LAP TIME : 1:10.579		DIFFERENCE : 0.127			
LAP	SECTOR 1	SECTOR 2	LAP TIME	MPH	DIFF	TIME OF DAY	
1 -		25.120	1:16.293	93.38	5.714	14:34:21.626	
2 -	46.201	25.217	1:11.418	99.75	0.839	14:35:33.044	
3 -	45.606	25.208	1:10.814	100.61	0.235	14:36:43.858	
4 -	45.660	25.026	1:10.686 (3)	100.79	0.107	14:37:54.544	
5 -	45.835	24.852	1:10.687	100.79	0.108	14:39:05.231	
6 -	45.939	24.846	1:10.785	100.65	0.206	14:40:16.016	
7 -	45.656	24.923	1:10.579 (1)	100.94		14:41:26.595	
8 -	45.703	24.978	1:10.681 (2)	100.79	0.102	14:42:37.276	
9 -	47.135	25.066	1:12.201	98.67	1.622	14:43:49.477	
10 -	46.022	25.384	1:11.406	99.77	0.827	14:45:00.883	

BMCRC - MRO Championships 2022 - Rnd 8 @ Donington Park National

Reactive Parts MRO Powerbikes inc Clubman 1000

RACE 8 - SECTOR ANALYSIS



SECTOR 1 = FL to I1, SECTOR 2 = I1 to FL, DIFF = Difference To Personal Best Lap, P = Crossed Finish Line in Pit Lane, D = Time Disallowed

P5 711		Ritchie THORNTON		Kawasaki ZX10R - Team 71			
IDEAL LAP TIME : 1:10.618		BEST LAP TIME : 1:10.646		DIFFERENCE : 0.028			
LAP	SECTOR 1	SECTOR 2	LAP TIME	MPH	DIFF	TIME OF DAY	
1 -		25.007	1:17.156	92.34	6.510	14:34:22.489	
2 -	46.429	24.732	1:11.161	100.12	0.515	14:35:33.650	
3 -	47.160	24.983	1:12.143	98.75	1.497	14:36:45.793	
4 -	46.882	24.628	1:11.510	99.63	0.864	14:37:57.303	
5 -	46.064	24.582	1:10.646 (1)	100.84		14:39:07.949	
6 -	46.370	24.554	1:10.924	100.45	0.278	14:40:18.873	
7 -	46.157	24.625	1:10.782 (2)	100.65	0.136	14:41:29.655	
8 -	46.155	24.644	1:10.799 (3)	100.63	0.153	14:42:40.454	
9 -	46.609	24.668	1:11.277	99.95	0.631	14:43:51.731	
10 -	46.255	24.686	1:10.941	100.43	0.295	14:45:02.672	

P6 37		James BULL		MV Agusta - team bull racing			
IDEAL LAP TIME : 1:11.138		BEST LAP TIME : 1:11.458		DIFFERENCE : 0.320			
LAP	SECTOR 1	SECTOR 2	LAP TIME	MPH	DIFF	TIME OF DAY	
1 -		25.496	1:17.880	91.48	6.422	14:34:23.213	
2 -	46.911	25.189	1:12.100	98.81	0.642	14:35:35.313	
3 -	46.385	25.094	1:11.479 (3)	99.67	0.021	14:36:46.792	
4 -	46.591	25.027	1:11.618	99.48	0.160	14:37:58.410	
5 -	46.311	25.296	1:11.607	99.49	0.149	14:39:10.017	
6 -	46.487	24.971	1:11.458 (1)	99.70		14:40:21.475	
7 -	46.461	25.127	1:11.588	99.52	0.130	14:41:33.063	
8 -	46.363	25.411	1:11.774	99.26	0.316	14:42:44.837	
9 -	46.285	25.229	1:11.514	99.62	0.056	14:43:56.351	
10 -	46.167	25.311	1:11.478 (2)	99.67	0.020	14:45:07.829	

P7 53 C		Seamus McGLYNN		Yamaha R1 -			
IDEAL LAP TIME : 1:11.181		BEST LAP TIME : 1:11.181		DIFFERENCE : 0.000			
LAP	SECTOR 1	SECTOR 2	LAP TIME	MPH	DIFF	TIME OF DAY	
1 -		24.743	1:15.679	94.14	4.498	14:34:21.012	
2 -	46.610	25.505	1:12.115	98.79	0.934	14:35:33.127	
3 -	47.278	25.246	1:12.524	98.23	1.343	14:36:45.651	
4 -	47.666	24.805	1:12.471	98.31	1.290	14:37:58.122	
5 -	47.196	24.807	1:12.003 (3)	98.94	0.822	14:39:10.125	
6 -	47.985	24.894	1:12.879	97.75	1.698	14:40:23.004	
7 -	47.265	25.011	1:12.276	98.57	1.095	14:41:35.280	
8 -	46.983	25.041	1:12.024	98.92	0.843	14:42:47.304	
9 -	46.682	24.887	1:11.569 (2)	99.54	0.388	14:43:58.873	
10 -	46.489	24.692	1:11.181 (1)	100.09		14:45:10.054	

P8 21		Jack CROUCHER		Kawasaki ZX10R - Trendy lofts			
IDEAL LAP TIME : 1:11.417		BEST LAP TIME : 1:11.458		DIFFERENCE : 0.041			
LAP	SECTOR 1	SECTOR 2	LAP TIME	MPH	DIFF	TIME OF DAY	
1 -		25.312	1:17.999	91.34	6.541	14:34:23.332	
2 -	46.629	24.829	1:11.458 (1)	99.70		14:35:34.790	
3 -	46.737	24.788	1:11.525 (2)	99.61	0.067	14:36:46.315	
4 -	47.301	24.977	1:12.278	98.57	0.820	14:37:58.593	
5 -	46.927	24.828	1:11.755	99.29	0.297	14:39:10.348	
6 -	46.870	25.139	1:12.009	98.94	0.551	14:40:22.357	
7 -	47.102	25.193	1:12.295	98.54	0.837	14:41:34.652	
8 -	47.332	25.170	1:12.502	98.26	1.044	14:42:47.154	
9 -	47.161	25.300	1:12.461	98.32	1.003	14:43:59.615	
10 -	46.717	24.958	1:11.675 (3)	99.40	0.217	14:45:11.290	

BMCRC - MRO Championships 2022 - Rnd 8 @ Donington Park National

Reactive Parts MRO Powerbikes inc Clubman 1000

RACE 8 - SECTOR ANALYSIS



SECTOR 1 = FL to I1, SECTOR 2 = I1 to FL, DIFF = Difference To Personal Best Lap, P = Crossed Finish Line in Pit Lane, D = Time Disallowed

P9 9		Luke DIXON		BMW S1000RR -			
IDEAL LAP TIME : 1:10.298		BEST LAP TIME : 1:10.679		DIFFERENCE : 0.381			
LAP	SECTOR 1	SECTOR 2	LAP TIME	MPH	DIFF	TIME OF DAY	
1 -		41.149	1:32.899	76.69	22.220	14:34:38.232	
2 -	46.135	24.766	1:10.901 (2)	100.48	0.222	14:35:49.133	
3 -	46.568	25.249	1:11.817	99.20	1.138	14:37:00.950	
4 -	45.777	25.796	1:11.573	99.54	0.894	14:38:12.523	
5 -	45.963	24.716	1:10.679 (1)	100.80		14:39:23.202	
6 -	47.687	25.681	1:13.368	97.10	2.689	14:40:36.570	
7 -	46.415	24.521	1:10.936 (3)	100.43	0.257	14:41:47.506	
8 -	46.755	25.025	1:11.780	99.25	1.101	14:42:59.286	
9 -	46.673	25.148	1:11.821	99.19	1.142	14:44:11.107	
10 -	46.249	24.879	1:11.128	100.16	0.449	14:45:22.235	

P10 188		Dawid KRAWIECKI		Yamaha R1 - Code Blue LTD & D A East Electrical			
IDEAL LAP TIME : 1:12.464		BEST LAP TIME : 1:12.533		DIFFERENCE : 0.069			
LAP	SECTOR 1	SECTOR 2	LAP TIME	MPH	DIFF	TIME OF DAY	
1 -		25.375	1:18.571	90.67	6.038	14:34:23.904	
2 -	47.349	25.184	1:12.533 (1)	98.22		14:35:36.437	
3 -	47.505	25.286	1:12.791 (2)	97.87	0.258	14:36:49.228	
4 -	47.581	25.234	1:12.815 (3)	97.84	0.282	14:38:02.043	
5 -	47.280	25.867	1:13.147	97.40	0.614	14:39:15.190	
6 -	47.981	25.944	1:13.925	96.37	1.392	14:40:29.115	
7 -	47.715	26.209	1:13.924	96.37	1.391	14:41:43.039	
8 -	47.954	25.905	1:13.859	96.46	1.326	14:42:56.898	
9 -	48.312	25.375	1:13.687	96.68	1.154	14:44:10.585	
10 -	47.520	25.900	1:13.420	97.03	0.887	14:45:24.005	

P11 23		Sean MONTGOMERY		Suzuki GSXR1000 - Preston Power Stering			
IDEAL LAP TIME : 1:11.742		BEST LAP TIME : 1:12.231		DIFFERENCE : 0.489			
LAP	SECTOR 1	SECTOR 2	LAP TIME	MPH	DIFF	TIME OF DAY	
1 -		26.448	1:20.950	88.01	8.719	14:34:26.283	
2 -	48.112	25.633	1:13.745	96.61	1.514	14:35:40.028	
3 -	48.076	25.580	1:13.656	96.72	1.425	14:36:53.684	
4 -	48.184	25.531	1:13.715	96.65	1.484	14:38:07.399	
5 -	48.754	25.410	1:14.164	96.06	1.933	14:39:21.563	
6 -	47.434	25.222	1:12.656	98.05	0.425	14:40:34.219	
7 -	47.357	25.330	1:12.687	98.01	0.456	14:41:46.906	
8 -	47.151	25.080	1:12.231 (1)	98.63		14:42:59.137	
9 -	46.662	25.777	1:12.439 (2)	98.35	0.208	14:44:11.576	
10 -	46.789	25.702	1:12.491 (3)	98.28	0.260	14:45:24.067	

P12 77		Martin PLATT		Kawasaki ZX10R -			
IDEAL LAP TIME : 1:13.422		BEST LAP TIME : 1:13.442		DIFFERENCE : 0.020			
LAP	SECTOR 1	SECTOR 2	LAP TIME	MPH	DIFF	TIME OF DAY	
1 -		26.074	1:19.894	89.17	6.452	14:34:25.227	
2 -	47.999	25.443	1:13.442 (1)	97.01		14:35:38.669	
3 -	48.772	25.467	1:14.239	95.96	0.797	14:36:52.908	
4 -	48.432	25.896	1:14.328	95.85	0.886	14:38:07.236	
5 -	49.399	25.517	1:14.916	95.10	1.474	14:39:22.152	
6 -	48.543	25.642	1:14.185	96.03	0.743	14:40:36.337	
7 -	48.201	25.580	1:13.781 (2)	96.56	0.339	14:41:50.118	
8 -	48.533	25.720	1:14.253	95.95	0.811	14:43:04.371	
9 -	48.771	25.444	1:14.215	96.00	0.773	14:44:18.586	
10 -	48.538	25.423	1:13.961 (3)	96.32	0.519	14:45:32.547	

BMCRC - MRO Championships 2022 - Rnd 8 @ Donington Park National

Reactive Parts MRO Powerbikes inc Clubman 1000

RACE 8 - SECTOR ANALYSIS



SECTOR 1 = FL to I1, SECTOR 2 = I1 to FL, DIFF = Difference To Personal Best Lap, P = Crossed Finish Line in Pit Lane, D = Time Disallowed

P13 60		Jack YOUNGE		Kawasaki ZX10R - Chase Timber products			
IDEAL LAP TIME : 1:13.277		BEST LAP TIME : 1:13.277		DIFFERENCE : 0.000			
LAP	SECTOR 1	SECTOR 2	LAP TIME	MPH	DIFF	TIME OF DAY	
1 -		25.973	1:20.022	89.03	6.745	14:34:25.355	
2 -	48.431	25.627	1:14.058	96.20	0.781	14:35:39.413	
3 -	48.158	25.625	1:13.783 (2)	96.56	0.506	14:36:53.196	
4 -	48.305	26.138	1:14.443	95.70	1.166	14:38:07.639	
5 -	49.135	25.759	1:14.894	95.12	1.617	14:39:22.533	
6 -	48.262	26.176	1:14.438	95.71	1.161	14:40:36.971	
7 -	47.889	25.388	1:13.277 (1)	97.22		14:41:50.248	
8 -	48.090	25.760	1:13.850 (3)	96.47	0.573	14:43:04.098	
9 -	48.695	25.905	1:14.600	95.50	1.323	14:44:18.698	
10 -	48.208	25.922	1:14.130	96.11	0.853	14:45:32.828	

P14 22 C		Phil ROOKE		Kawasaki ZX10R - GW HIGHWAYS & CLEARWAY TRAFFIC S			
IDEAL LAP TIME : 1:13.470		BEST LAP TIME : 1:13.470		DIFFERENCE : 0.000			
LAP	SECTOR 1	SECTOR 2	LAP TIME	MPH	DIFF	TIME OF DAY	
1 -		26.143	1:21.355	87.57	7.885	14:34:26.688	
2 -	48.403	25.255	1:13.658 (2)	96.72	0.188	14:35:40.346	
3 -	48.323	25.147	1:13.470 (1)	96.97		14:36:53.816	
4 -	49.049	25.619	1:14.668	95.41	1.198	14:38:08.484	
5 -	48.827	25.378	1:14.205	96.01	0.735	14:39:22.689	
6 -	48.410	25.679	1:14.089	96.16	0.619	14:40:36.778	
7 -	48.622	25.382	1:14.004	96.27	0.534	14:41:50.782	
8 -	48.381	25.456	1:13.837 (3)	96.49	0.367	14:43:04.619	
9 -	48.656	25.802	1:14.458	95.68	0.988	14:44:19.077	
10 -	48.734	25.567	1:14.301	95.88	0.831	14:45:33.378	

P15 110 C		Michael CLARKE		Yamaha R1 - BIKEBASE - MX5 PARTS WAREHOUSE			
IDEAL LAP TIME : 1:13.435		BEST LAP TIME : 1:13.500		DIFFERENCE : 0.065			
LAP	SECTOR 1	SECTOR 2	LAP TIME	MPH	DIFF	TIME OF DAY	
1 -		25.812	1:19.311	89.83	5.811	14:34:24.644	
2 -	48.013	25.681	1:13.694 (2)	96.67	0.194	14:35:38.338	
3 -	48.603	25.703	1:14.306	95.88	0.806	14:36:52.644	
4 -	48.131	26.313	1:14.444	95.70	0.944	14:38:07.088	
5 -	49.938	26.097	1:16.035	93.70	2.535	14:39:23.123	
6 -	48.429	26.011	1:14.440	95.70	0.940	14:40:37.563	
7 -	48.078	25.422	1:13.500 (1)	96.93		14:41:51.063	
8 -	48.649	26.449	1:15.098	94.87	1.598	14:43:06.161	
9 -	48.195	25.500	1:13.695 (3)	96.67	0.195	14:44:19.856	
10 -	48.348	25.687	1:14.035	96.23	0.535	14:45:33.891	

P16 71 C		Matt VENN		Ducati V2 -			
IDEAL LAP TIME : 1:14.259		BEST LAP TIME : 1:14.259		DIFFERENCE : 0.000			
LAP	SECTOR 1	SECTOR 2	LAP TIME	MPH	DIFF	TIME OF DAY	
1 -		26.697	1:21.681	87.22	7.422	14:34:27.014	
2 -	49.004	25.784	1:14.788	95.26	0.529	14:35:41.802	
3 -	49.068	26.022	1:15.090	94.88	0.831	14:36:56.892	
4 -	48.928	26.614	1:15.542	94.31	1.283	14:38:12.434	
5 -	49.640	26.133	1:15.773	94.02	1.514	14:39:28.207	
6 -	48.845	25.800	1:14.645	95.44	0.386	14:40:42.852	
7 -	49.123	25.856	1:14.979	95.02	0.720	14:41:57.831	
8 -	48.628	25.894	1:14.522 (3)	95.60	0.263	14:43:12.353	
9 -	48.482	25.777	1:14.259 (1)	95.94		14:44:26.612	
10 -	48.583	25.784	1:14.367 (2)	95.80	0.108	14:45:40.979	

BMCRC - MRO Championships 2022 - Rnd 8 @ Donington Park National

Reactive Parts MRO Powerbikes inc Clubman 1000

RACE 8 - SECTOR ANALYSIS



SECTOR 1 = FL to I1, SECTOR 2 = I1 to FL, DIFF = Difference To Personal Best Lap, P = Crossed Finish Line in Pit Lane, D = Time Disallowed

P17 84 C		Tunc GUNERGUN		Aprilia RSV4 RF - 1 - BIKERSWORLD		
IDEAL LAP TIME : 1:14.464		BEST LAP TIME : 1:14.633		DIFFERENCE : 0.169		
LAP	SECTOR 1	SECTOR 2	LAP TIME	MPH	DIFF	TIME OF DAY
1 -		26.348	1:21.921	86.96	7.288	14:34:27.254
2 -	49.233	26.075	1:15.308	94.60	0.675	14:35:42.562
3 -	49.016	25.737	1:14.753 (2)	95.30	0.120	14:36:57.315
4 -	48.862	26.430	1:15.292	94.62	0.659	14:38:12.607
5 -	48.991	25.803	1:14.794 (3)	95.25	0.161	14:39:27.401
6 -	49.308	25.735	1:15.043	94.94	0.410	14:40:42.444
7 -	49.217	25.753	1:14.970	95.03	0.337	14:41:57.414
8 -	49.464	25.978	1:15.442	94.43	0.809	14:43:12.856
9 -	49.125	25.821	1:14.946	95.06	0.313	14:44:27.802
10 -	49.031	25.602	1:14.633 (1)	95.46		14:45:42.435

P18 333		Andrew HOUGHTON		BMW S1000RR - Bahnstormer BMW		
IDEAL LAP TIME :		BEST LAP TIME : 1:14.295		DIFFERENCE :		
LAP	SECTOR 1	SECTOR 2	LAP TIME	MPH	DIFF	TIME OF DAY
1 -		26.160	1:22.334	86.53	8.039	14:34:27.667
2 -			1:14.962	95.04	0.667	14:35:42.629
3 -			1:15.293	94.62	0.998	14:36:57.923
4 -			1:15.601	94.24	1.306	14:38:13.524
5 -			1:15.467	94.40	1.172	14:39:28.991
6 -			1:15.135	94.82	0.840	14:40:44.126
7 -			1:14.712 (3)	95.36	0.417	14:41:58.838
8 -			1:14.950	95.05	0.655	14:43:13.788
9 -			1:14.583 (2)	95.52	0.288	14:44:28.371
10 -			1:14.295 (1)	95.89		14:45:42.666

P19 334 C		Anthony BRANDISH		Suzuki GSXR 1000 - BW bespoke developments ltd		
IDEAL LAP TIME : 1:13.229		BEST LAP TIME : 1:13.441		DIFFERENCE : 0.212		
LAP	SECTOR 1	SECTOR 2	LAP TIME	MPH	DIFF	TIME OF DAY
1 -		26.153	1:25.861	82.97	12.420	14:34:31.194
2 -	49.814	26.012	1:15.826	93.96	2.385	14:35:47.020
3 -	49.083	26.217	1:15.300	94.61	1.859	14:37:02.320
4 -	49.851	26.386	1:16.237	93.45	2.796	14:38:18.557
5 -	49.225	25.357	1:14.582	95.52	1.141	14:39:33.139
6 -	47.872	25.569	1:13.441 (1)	97.01		14:40:46.580
7 -	48.199	25.733	1:13.932 (2)	96.36	0.491	14:42:00.512
8 -	48.398	25.546	1:13.944 (3)	96.35	0.503	14:43:14.456
9 -	48.642	25.523	1:14.165	96.06	0.724	14:44:28.621
10 -	48.703	25.579	1:14.282	95.91	0.841	14:45:42.903

P20 86 C		Frederico LOPES		Yamaha R1 - FLR Procurement Ltd		
IDEAL LAP TIME : 1:15.343		BEST LAP TIME : 1:15.473		DIFFERENCE : 0.130		
LAP	SECTOR 1	SECTOR 2	LAP TIME	MPH	DIFF	TIME OF DAY
1 -		26.943	1:23.696	85.12	8.223	14:34:29.029
2 -	49.890	26.276	1:16.166	93.54	0.693	14:35:45.195
3 -	50.335	26.661	1:16.996	92.53	1.523	14:37:02.191
4 -	49.716	26.387	1:16.103	93.61	0.630	14:38:18.294
5 -	49.155	26.318	1:15.473 (1)	94.39		14:39:33.767
6 -	49.680	26.216	1:15.896 (2)	93.87	0.423	14:40:49.663
7 -	49.849	26.188	1:16.037	93.69	0.564	14:42:05.700
8 -	49.464	26.539	1:16.003 (3)	93.74	0.530	14:43:21.703
9 -	49.642	26.699	1:16.341	93.32	0.868	14:44:38.044
10 -	49.485	26.894	1:16.379	93.28	0.906	14:45:54.423

BMCRC - MRO Championships 2022 - Rnd 8 @ Donington Park National

Reactive Parts MRO Powerbikes inc Clubman 1000

RACE 8 - SECTOR ANALYSIS



SECTOR 1 = FL to I1, SECTOR 2 = I1 to FL, DIFF = Difference To Personal Best Lap, P = Crossed Finish Line in Pit Lane, D = Time Disallowed

P21 46 C		Simon GATES		Yamaha YZF R1 - Canine Plus			
IDEAL LAP TIME : 1:15.763		BEST LAP TIME : 1:15.763		DIFFERENCE : 0.000			
LAP	SECTOR 1	SECTOR 2	LAP TIME	MPH	DIFF	TIME OF DAY	
1 -		26.988	1:22.949	85.89	7.186	14:34:28.282	
2 -	50.113	26.604	1:16.717	92.86	0.954	14:35:44.999	
3 -	50.290	26.421	1:16.711	92.87	0.948	14:37:01.710	
4 -	49.999	27.125	1:17.124	92.37	1.361	14:38:18.834	
5 -	50.718	26.289	1:17.007	92.51	1.244	14:39:35.841	
6 -	50.165	26.307	1:16.472	93.16	0.709	14:40:52.313	
7 -	49.921	26.521	1:16.442	93.20	0.679	14:42:08.755	
8 -	49.730	26.285	1:16.015 (2)	93.72	0.252	14:43:24.770	
9 -	49.846	26.267	1:16.113 (3)	93.60	0.350	14:44:40.883	
10 -	49.599	26.164	1:15.763 (1)	94.03		14:45:56.646	

P22 56 C		Paul HARRIS		Kawasaki ZX10R - Nhr Neil Harris Racing			
IDEAL LAP TIME : 1:15.750		BEST LAP TIME : 1:15.834		DIFFERENCE : 0.084			
LAP	SECTOR 1	SECTOR 2	LAP TIME	MPH	DIFF	TIME OF DAY	
1 -		26.912	1:24.516	84.29	8.682	14:34:29.849	
2 -	51.482	27.013	1:18.495	90.76	2.661	14:35:48.344	
3 -	51.565	26.734	1:18.299	90.99	2.465	14:37:06.643	
4 -	51.006	27.134	1:18.140	91.17	2.306	14:38:24.783	
5 -	51.165	26.821	1:17.986	91.35	2.152	14:39:42.769	
6 -	50.807	26.523	1:17.330	92.13	1.496	14:41:00.099	
7 -	50.806	26.343	1:17.149	92.34	1.315	14:42:17.248	
8 -	50.302	26.689	1:16.991 (3)	92.53	1.157	14:43:34.239	
9 -	49.491	26.343	1:15.834 (1)	93.95		14:44:50.073	
10 -	49.407	26.652	1:16.059 (2)	93.67	0.225	14:46:06.132	

P23 69		Craig BICKNELL		Suzuki GSXR - Onlyfans.com			
IDEAL LAP TIME : 1:17.924		BEST LAP TIME : 1:18.081		DIFFERENCE : 0.157			
LAP	SECTOR 1	SECTOR 2	LAP TIME	MPH	DIFF	TIME OF DAY	
1 -		26.864	1:24.204	84.61	6.123	14:34:29.537	
2 -	51.142	27.064	1:18.206 (2)	91.10	0.125	14:35:47.743	
3 -	51.878	27.465	1:19.343	89.79	1.262	14:37:07.086	
4 -	51.085	26.996	1:18.081 (1)	91.24		14:38:25.167	
5 -	51.742	27.082	1:18.824	90.38	0.743	14:39:43.991	
6 -	51.905	26.977	1:18.882	90.32	0.801	14:41:02.873	
7 -	52.184	27.462	1:19.646	89.45	1.565	14:42:22.519	
8 -	51.534	27.223	1:18.757 (3)	90.46	0.676	14:43:41.276	
9 -	51.060	28.307	1:19.367	89.76	1.286	14:45:00.643	

P24 449 C		Luke WALLINGTON		Yamaha R1 4C8 - BW Bespoke Developments Ltd			
IDEAL LAP TIME : 1:11.362		BEST LAP TIME : 1:11.362		DIFFERENCE : 0.000			
LAP	SECTOR 1	SECTOR 2	LAP TIME	MPH	DIFF	TIME OF DAY	
1 -		25.306	1:18.277	91.01	6.915	14:34:23.610	
2 -	46.993	25.067	1:12.060	98.87	0.698	14:35:35.670	
3 -	46.473	24.889	1:11.362 (1)	99.83		14:36:47.032	
4 -	46.717	25.008	1:11.725 (3)	99.33	0.363	14:37:58.757	
5 -	47.046	25.079	1:12.125	98.78	0.763	14:39:10.882	
6 -	46.562	25.013	1:11.575 (2)	99.54	0.213	14:40:22.457	
7 -	47.545	25.240	1:12.785	97.88	1.423	14:41:35.242	
8 -	47.635	25.680	1:13.315	97.17	1.953	14:42:48.557	
9 -	53.600	IN PIT	1:30.891 P	78.38	19.529	14:44:19.448	

BMCRC - MRO Championships 2022 - Rnd 8 @ Donington Park National

Reactive Parts MRO Powerbikes inc Clubman 1000

RACE 8 - BEST SECTORS

SECTOR 1			SECTOR 2			IDEAL / BEST COMPARISON						
POS	NO	NAME	TIME	NO	NAME	TIME	POS	NO	NAME	IDEAL	BEST	DIFF
									PERFECT LAP	1:09.919		
1	5	MIDDLEMAS	45.478	2	BAKER	24.441	1	5	MIDDLEMAS	1:10.063	1:10.067	0.004
2	39	MORGAN	45.606	48	WILSON	24.476	2	2	BAKER	1:10.190	1:10.399	0.209
3	2	BAKER	45.749	9	DIXON	24.521	3	48	WILSON	1:10.256	1:10.403	0.147
4	9	DIXON	45.777	711	THORNTON	24.554	4	9	DIXON	1:10.298	1:10.679	0.381
5	48	WILSON	45.780	5	MIDDLEMAS	24.585	5	39	MORGAN	1:10.452	1:10.579	0.127
6	711	THORNTON	46.064	53	McGLYNN	24.692	6	711	THORNTON	1:10.618	1:10.646	0.028
7	37	BULL	46.167	21	CROUCHER	24.788	7	37	BULL	1:11.138	1:11.458	0.320
8	449	WALLINGTON	46.473	39	MORGAN	24.846	8	53	McGLYNN	1:11.181	1:11.181	0.000
9	53	McGLYNN	46.489	449	WALLINGTON	24.889	9	449	WALLINGTON	1:11.362	1:11.362	0.000
10	21	CROUCHER	46.629	37	BULL	24.971	10	21	CROUCHER	1:11.417	1:11.458	0.041
11	23	MONTGOMERY	46.662	23	MONTGOMERY	25.080	11	23	MONTGOMERY	1:11.742	1:12.231	0.489
12	188	KRAWIECKI	47.280	22	ROOKE	25.147	12	188	KRAWIECKI	1:12.464	1:12.533	0.069
13	334	BRANDISH	47.872	188	KRAWIECKI	25.184	13	334	BRANDISH	1:13.229	1:13.441	0.212
14	60	YOUNGE	47.889	334	BRANDISH	25.357	14	60	YOUNGE	1:13.277	1:13.277	0.000
15	77	PLATT	47.999	60	YOUNGE	25.388	15	77	PLATT	1:13.422	1:13.442	0.020
16	110	CLARKE	48.013	110	CLARKE	25.422	16	110	CLARKE	1:13.435	1:13.500	0.065
17	22	ROOKE	48.323	77	PLATT	25.423	17	22	ROOKE	1:13.470	1:13.470	0.000
18	71	VENN	48.482	84	GUNERGUN	25.602	18	71	VENN	1:14.259	1:14.259	0.000
19	84	GUNERGUN	48.862	71	VENN	25.777	19	84	GUNERGUN	1:14.464	1:14.633	0.169
20	86	LOPES	49.155	333	HOUGHTON	26.160	20	86	LOPES	1:15.343	1:15.473	0.130
21	56	HARRIS	49.407	46	GATES	26.164	21	56	HARRIS	1:15.750	1:15.834	0.084
22	46	GATES	49.599	86	LOPES	26.188	22	46	GATES	1:15.763	1:15.763	0.000
23	69	BICKNELL	51.060	56	HARRIS	26.343	23	69	BICKNELL	1:17.924	1:18.081	0.157
24				69	BICKNELL	26.864	24	333	HOUGHTON		1:14.295	

BMCRC - MRO Championships 2022 - Rnd 8 @ Donington Park National

Reactive Parts MRO Powerbikes inc Clubman 1000

RACE 8 - STATISTICS

Competitors Started	24
Planned Start	2022-09-03 @ 14:34:00.000
Actual Start	2022-09-03 @ 14:33:05.332
Finish Time	2022-09-03 @ 14:44:58.745
Track Length	1.9790mi.
Total Laps	238
Total Distance Covered	471.0180mi.

Session Fastest Lap History

NO	CL	NAME	LAP TIME	TIME OF DAY	LAP	VEHICLE
48		Nicky WILSON	1:10.403	14:35:31.111	2	Suzuki GSXR 1000
5		Sam MIDDLEMAS	1:10.232	14:37:55.808	4	Suzuki GSXR1000
5		Sam MIDDLEMAS	1:10.067	14:40:16.337	6	Suzuki GSXR1000

Session Leader History

NO	CL	NAME	FROM LAP	LAPS LED	DISTANCE	VEHICLE
48		Nicky WILSON	1	9	17.77 miles	Suzuki GSXR 1000
5		Sam MIDDLEMAS	10	1	1.97 miles	Suzuki GSXR1000

Flag History

TYPE	TIME OF DAY
GREEN	14:33:05.332
FINISH	14:44:58.745

Flag Statistics

TYPE	COUNT	TOTAL LAPS	TOTAL TIME
Green	1	10	13:49.988
Red	0	0	0.000
Safety Car	0	0	0.000
FCY	0	0	0.000

BMCRC - MRO Championships 2022 - Rnd 8 @ Donington Park National

Reactive Parts MRO Powerbikes inc Clubman 1000

RACE 8 - STATISTICS

CLASS :

14 Starters

Fastest Lap History

NO	NAME	LAP TIME	TIME OF DAY	LAP	VEHICLE
48	Nicky WILSON	1:10.403	14:35:31.111	2	Suzuki GSXR 1000
5	Sam MIDDLEMAS	1:10.232	14:37:55.808	4	Suzuki GSXR1000
5	Sam MIDDLEMAS	1:10.067	14:40:16.337	6	Suzuki GSXR1000

Leader History

NO	NAME	FROM LAP	LAPS LED	DISTANCE	VEHICLE
48	Nicky WILSON	1	9	17.77 miles	Suzuki GSXR 1000
5	Sam MIDDLEMAS	10	1	1.97 miles	Suzuki GSXR1000

BMCRC - MRO Championships 2022 - Rnd 8 @ Donington Park National

Reactive Parts MRO Powerbikes inc Clubman 1000

RACE 8 - STATISTICS

CLASS : C

10 Starters

Fastest Lap History

NO	NAME	LAP TIME	TIME OF DAY	LAP	VEHICLE
53	Seamus McGLYNN	1:12.115	14:35:33.147	2	Yamaha R1
449	Luke WALLINGTON	1:12.060	14:35:35.674	2	Yamaha R1 4C8
449	Luke WALLINGTON	1:11.362	14:36:47.041	3	Yamaha R1 4C8
53	Seamus McGLYNN	1:11.181	14:45:10.073	10	Yamaha R1

Leader History

NO	NAME	FROM LAP	LAPS LED	DISTANCE	VEHICLE
53	Seamus McGLYNN	1	5	9.85 miles	Yamaha R1
449	Luke WALLINGTON	6	2	3.95 miles	Yamaha R1 4C8
53	Seamus McGLYNN	8	3	5.93 miles	Yamaha R1

BMCRC - MRO Championships 2022 - Rnd 8 @ Donington Park National



Reactive Parts MRO Powerbikes inc Clubman 1000

RACE 8 - GRID (14 Laps)

ROW 10	30		29	7	Seb JENKINS	28	34	Ben CHEESEMAN						
ROW 9		27	16	James BUCHANAN	26	17	Phil BAKER	25	98	Rick DICKINSON				
ROW 8		24	69	Craig BICKNELL	1:18.081	23	56	Paul HARRIS	1:15.834	22	46	Simon GATES	1:15.763	
ROW 7			21	86	Frederico LOPES	1:15.473	20	84	Tunc GUNERGUN	1:14.633	19	333	Andrew HOUGHTON	1:14.295
ROW 6		18	71	Matt VENN	1:14.259	17	110	Michael CLARKE	1:13.500	16	22	Phil ROOKE	1:13.470	
ROW 5			15	77	Martin PLATT	1:13.442	14	334	Anthony BRANDISH	1:13.441	13	60	Jack YOUNGE	1:13.277
ROW 4		12	188	Dawid KRAWIECKI	1:12.533	11	23	Sean MONTGOMERY	1:12.231	10	37	James BULL	1:11.458	
ROW 3			9	21	Jack CROUCHER	1:11.458	8	449	Luke WALLINGTON	1:11.362	7	53	Seamus McGLYNN	1:11.181
ROW 2		6	9	Luke DIXON	1:10.679	5	711	Ritchie THORNTON	1:10.646	4	39	Max MORGAN	1:10.579	
ROW 1			3	48	Nicky WILSON	1:10.403	2	2	Peter BAKER	1:10.399	1	5	Sam MIDDLEMAS	1:10.067
Pole														

Donington Park National: 1.9790 miles

These results are provisional until the conclusion of any judicial and technical matters.

Clerk Of Course :	Stewards :	Timekeeper : <i>Craig Smith</i>
-------------------	------------	------------------------------------

Results can be found at www.tsl-timing.com

Printed - 14:49 Saturday, 03 September 2022



BMCRC - MRO Championships 2022 - Rnd 8 @ Donington Park National



Reactive Parts MRO Powerbikes inc Clubman 1000

RACE 8 - CLASSIFICATION

POS	NO	CL	PIC NAME	ENTRY	LAPS	TIME	GAP	DIFF	MPH	BEST	ON
1	48		1 Nicky WILSON	Suzuki GSXR 1000 - Demon GP/Haslemere Motorcy	14	16:32.757			100.33	1:09.960	4
2	2		2 Peter BAKER	Kawasaki ZX10R - TJ & Peter Baker MC/Dodfrey En	14	16:35.914	3.157	3.157	100.01	1:10.015	5
3	9		3 Luke DIXON	BMW S1000RR -	14	16:40.538	7.781	4.624	99.55	1:10.105	6
4	5		4 Sam MIDDLEMAS	Suzuki GSXR1000 - Albany Shed Co	14	16:44.795	12.038	4.257	99.13	1:10.190	4
5	37		5 James BULL	MV Agusta - team bull racing	14	16:49.663	16.906	4.868	98.65	1:11.326	11
6	449	C	1 Luke WALLINGTON	Yamaha R1 4C8 - BW Bespoke Developments Ltd	14	16:52.829	20.072	3.166	98.34	1:11.419	10
7	21		6 Jack CROUCHER	Kawasaki ZX10R - Trendy lofts	14	16:56.322	23.565	3.493	98.00	1:11.408	3
8	188		7 Dawid KRAWIECKI	Yamaha R1 - Code Blue LTD & D A East Electrical	14	17:11.197	38.440	14.875	96.59	1:12.078	14
9	98		8 Rick DICKINSON	Ducati PANIGALE V4 - MotorcycleRaceParts.co.uk	14	17:11.638	38.881	0.441	96.55	1:12.116	10
10	23		9 Sean MONTGOMERY	Suzuki GSXR1000 - Preston Power Stering	14	17:11.770	39.013	0.132	96.54	1:12.055	7
11	22	C	2 Phil ROOKE	Kawasaki ZX10R - GW HIGHWAYS & CLEARWAY	14	17:23.075	50.318	11.305	95.49	1:12.986	7
12	60		10 Jack YOUNGE	Kawasaki ZX10R - Chase Timber products	14	17:23.170	50.413	0.095	95.48	1:13.336	6
13	77		11 Martin PLATT	Kawasaki ZX10R -	14	17:24.904	52.147	1.734	95.32	1:13.365	14
14	333		12 Andrew HOUGHTON	BMW S1000RR - Bahnstormer BMW	14	17:33.165	1:00.408	8.261	94.58	1:13.331	13
15	334	C	3 Anthony BRANDISH	Suzuki GSXR 1000 - BW bespoke developments ltd	14	17:34.423	1:01.666	1.258	94.46	1:14.380	10
16	110	C	4 Michael CLARKE	Yamaha R1 - BIKEBASE - MX5 PARTS WAREHOU:	14	17:36.517	1:03.760	2.094	94.28	1:14.370	13
17	84	C	5 Tunc GUNERGUN	Aprilia RSV4 RF - 1 - BIKERSWORLD	14	17:39.305	1:06.548	2.788	94.03	1:14.661	5
18	71	C	6 Matt VENN	Ducati V2 -	14	17:43.960	1:11.203	4.655	93.62	1:14.995	10
19	86	C	7 Frederico LOPES	Yamaha R1 - FLR Procurement Ltd	13	16:36.327	1 Lap	1 Lap	92.82	1:14.453	13
20	69		13 Craig BICKNELL	Suzuki GSXR - Onlyfans.com	13	16:59.443	1 Lap	23.116	90.71	1:16.983	5
21	57		14 Jason BURRILL	BMW S1000RR -	13	17:03.205	1 Lap	3.762	90.38	1:17.040	7

NOT CLASSIFIED

DNF	46	C	Simon GATES	Yamaha YZF R1 - Canine Plus	10	13:02.435	4 Laps	3 Laps	90.88	1:16.263	4
DNF	53	C	Seamus McGLYNN	Yamaha R1 -	1	1:35.734	13 Laps	9 Laps	72.99		
DNF	711		Ritchie THORNTON	Kawasaki ZX10R - Team 71	0						

FASTEST LAP

48	Nicky WILSON	Suzuki GSXR 1000 - Demon GP/Haslemere Motorcy	4	1:09.960	101.83 mph	163.89 kph
449	C Luke WALLINGTON	Yamaha R1 4C8 - BW Bespoke Developments Ltd	10	1:11.419	99.75 mph	160.54 kph

Class - 92.5% of Race Speed = 92.80 mph
 Class C - 92.5% of Race Speed = 90.96 mph

Weather / Track : Bright / Dry

These results are provisional until the conclusion of any judicial and technical matters.

Race Distance: 14 Laps / 27.70 miles
 Donington Park National: 1.9790 miles
 Date: 04/09/2022 Start: 11:55 Finish: 12:12

Clerk Of Course :	Stewards :	Timekeeper : <i>Craig Smith</i>
-------------------	------------	------------------------------------

Results can be found at www.tsl-timing.com

Printed - 12:14 Sunday, 04 September 2022



BMCR - MRO Championships 2022 - Rnd 8 @ Donington Park National

Reactive Parts MRO Powerbikes inc Clubman 1000

RACE 8 - LAP CHART

LAP 1 @ 11:57:11.438

NO	BEHIND	LAP TIME
48		1:16.121
2	0.460	1:16.581
9	0.577	1:16.698
449	1.092	1:17.213
5	1.313	1:17.434
37	1.570	1:17.691
21	1.822	1:17.943
188	2.089	1:18.210
22	3.608	1:19.729
60	3.877	1:19.998
334	4.372	1:20.493
77	5.035	1:21.156
110	5.374	1:21.495
98	6.009	1:22.130
23	6.387	1:22.508
71	6.788	1:22.909
84	7.164	1:23.285
86	7.411	1:23.532
46	7.989	1:24.110
333	8.640	1:24.761
57	9.536	1:25.657
69	10.104	1:26.225
53	19.613	1:35.734 P

LAP 2 @ 11:58:22.298

NO	BEHIND	LAP TIME
48		1:10.860
2	0.546	1:10.946
9	0.907	1:11.190
5	2.404	1:11.951
449	2.440	1:12.208
21	2.552	1:11.590
37	2.850	1:12.140
188	3.734	1:12.505
22	7.703	1:14.955
60	8.055	1:15.038
334	8.514	1:15.002
77	9.348	1:15.173
98	9.621	1:14.472
23	9.961	1:14.434
110	10.638	1:16.124
71	11.057	1:15.129
84	11.458	1:15.154
86	12.168	1:15.617
333	13.702	1:15.922
46	14.386	1:17.257
57	16.833	1:18.157
69	17.869	1:18.625

LAP 3 @ 11:59:32.690

NO	BEHIND	LAP TIME
48		1:10.392
2	0.411	1:10.257
9	0.802	1:10.287
5	3.023	1:11.011
21	3.568	1:11.408
37	3.850	1:11.392
449	4.040	1:11.992
188	8.324	1:14.982
22	11.728	1:14.417
60	11.823	1:14.160
334	12.530	1:14.408

LAP 4 @ 12:00:42.650

NO	BEHIND	LAP TIME
98	12.844	1:13.615
23	13.349	1:13.780
77	14.104	1:15.148
110	15.642	1:15.396
84	15.781	1:14.715
71	15.990	1:15.325
86	16.622	1:14.846
333	17.688	1:14.378
46	20.466	1:16.472
57	23.887	1:17.446
69	24.798	1:17.321
48		1:09.960
2	0.692	1:10.241
9	1.304	1:10.462
5	3.253	1:10.190
37	5.240	1:11.350
21	5.462	1:11.854
449	5.721	1:11.641
188	11.889	1:13.525
60	15.917	1:14.054
22	16.236	1:14.468
98	16.321	1:13.437
23	17.110	1:13.721
334	17.578	1:15.008
77	18.398	1:14.254
110	20.928	1:15.246
84	21.271	1:15.450
86	21.747	1:15.085
71	21.973	1:15.943
333	22.009	1:14.281
46	26.769	1:16.263
69	32.208	1:17.370
57	33.462	1:19.535

LAP 5 @ 12:01:52.840

NO	BEHIND	LAP TIME
48		1:10.190
2	0.517	1:10.015
9	1.487	1:10.373
5	3.577	1:10.514
37	6.968	1:11.918
21	7.107	1:11.835
449	7.386	1:11.855
188	15.495	1:13.796
98	19.363	1:13.232
60	20.045	1:14.318
23	20.487	1:13.567
22	20.792	1:14.746
334	22.127	1:14.739
77	22.421	1:14.213
110	25.492	1:14.754
84	25.742	1:14.661
86	26.157	1:14.600
333	26.281	1:14.462
71	27.276	1:15.493
46	33.384	1:16.805
69	39.001	1:16.983
57	41.839	1:18.567

LAP 6 @ 12:03:03.065

NO	BEHIND	LAP TIME
48		1:10.225
2	0.641	1:10.349
9	1.367	1:10.105
5	4.331	1:10.979
37	8.709	1:11.966
449	8.804	1:11.643
21	9.187	1:12.305
188	19.312	1:14.042
98	21.801	1:12.663
23	22.774	1:12.512
60	23.156	1:13.336
22	23.913	1:13.346
77	26.379	1:14.183
334	27.244	1:15.342
110	30.538	1:15.271
84	30.706	1:15.189
333	30.837	1:14.781
86	31.104	1:15.172
71	32.329	1:15.278
46	40.276	1:17.117
69	46.689	1:17.913
57	49.999	1:18.385

LAP 7 @ 12:04:13.300

NO	BEHIND	LAP TIME
48		1:10.235
2	0.911	1:10.505
9	1.983	1:10.851
5	4.909	1:10.813
37	9.987	1:11.513
449	10.277	1:11.708
21	10.767	1:11.815
188	23.338	1:14.261
98	24.151	1:12.585
23	24.594	1:12.055
60	26.323	1:13.402
22	26.664	1:12.986
77	30.159	1:14.015
334	32.169	1:15.160
110	35.530	1:15.227
84	35.930	1:15.459
333	36.042	1:15.440
71	37.633	1:15.539
86	44.795	1:23.926
46	47.503	1:17.462
69	54.004	1:17.550
57	56.804	1:17.040

LAP 8 @ 12:05:23.861

NO	BEHIND	LAP TIME
48		1:10.561
2	0.721	1:10.371
9	2.821	1:11.399
5	5.022	1:10.674
37	11.092	1:11.666
449	11.393	1:11.677
21	12.416	1:12.210
188	25.682	1:12.905
98	26.201	1:12.611
23	26.281	1:12.248
22	29.249	1:13.146
60	29.588	1:13.826

77	33.674	1:14.076
334	36.555	1:14.947
110	39.878	1:14.909
84	40.078	1:14.709
333	40.206	1:14.725
71	42.199	1:15.127
86	50.246	1:16.012
46	53.879	1:16.937
69	1:00.956	1:17.513
57	1:03.661	1:17.418

LAP 9 @ 12:06:34.609

NO	BEHIND	LAP TIME
48		1:10.748
2	0.707	1:10.734
9	3.584	1:11.511
5	5.789	1:11.515
37	12.175	1:11.831
449	12.491	1:11.846
21	13.939	1:12.271
23	28.508	1:12.975
188	28.809	1:13.875
98	28.898	1:13.445
22	32.307	1:13.806
60	33.123	1:14.283
77	37.115	1:14.189
334	40.361	1:14.554
110	44.180	1:15.050
84	44.521	1:15.191
333	44.658	1:15.200
71	46.931	1:15.480
86	55.969	1:16.471
46	1:00.617	1:17.486
69	1:08.459	1:18.251
57	1:10.450	1:17.537

LAP 10 @ 12:07:45.438

NO	BEHIND	LAP TIME
48		1:10.829
2	0.648	1:10.770
9	3.664	1:10.909
5	6.743	1:11.783
449	13.081	1:11.419
37	13.390	1:12.044
21	15.528	1:12.418
23	30.047	1:12.368
98	30.147	1:12.078
188	30.620	1:12.640
22	36.159	1:14.681
60	36.667	1:14.373
77	40.326	1:14.040
334	43.912	1:14.380
333	47.446	1:13.617
110	48.425	1:15.074
84	48.886	1:15.194
71	51.097	1:14.995
86	1:00.769	1:15.629

LAP 11 @ 12:08:56.156

NO	BEHIND	LAP TIME
48		1:10.718
2	1.332	1:11.402
46	1 Lap	1:22.526 P
9	4.369	1:11.423

69	1 Lap	1:17.597
57	1 Lap	1:18.551
5	7.552	1:11.527
37	13.998	1:11.326
449	14.414	1:12.051
21	17.304	1:12.494
98	31.931	1:12.502
23	32.609	1:13.280
188	32.701	1:12.799
22	39.677	1:14.236
60	40.448	1:14.499
77	43.617	1:14.009
334	48.378	1:15.184
333	50.983	1:14.255
110	52.246	1:14.539
84	52.982	1:14.814
71	56.375	1:15.996
86	1:05.544	1:15.493

LAP 12 @ 12:10:06.500

NO	BEHIND	LAP TIME
48		1:10.344
2	1.993	1:11.005
9	5.342	1:11.317
5	9.429	1:12.221
69	1 Lap	1:18.204
57	1 Lap	1:18.089
37	15.278	1:11.624
449	15.828	1:11.758
21	19.362	1:12.402
98	34.451	1:12.864
23	35.365	1:13.100
188	35.458	1:13.101
22	43.594	1:14.261
60	44.090	1:13.986
77	46.861	1:13.588
334	52.690	1:14.656
333	54.439	1:13.800
110	56.481	1:14.579
84	57.531	1:14.893
71	1:02.106	1:16.075
86	1:10.691	1:15.491

LAP 13 @ 12:11:17.311

NO	BEHIND	LAP TIME
48		1:10.811
2	2.023	1:10.841
9	6.282	1:11.751
5	10.459	1:11.841
37	16.212	1:11.745
449	18.056	1:13.039
69	1 Lap	1:18.252
21	21.158	1:12.607
57	1 Lap	1:18.014
98	36.097	1:12.457
23	37.018	1:12.464
188	37.087	1:12.440
22	47.061	1:14.278
60	47.486	1:14.207
77	49.545	1:13.495
334	56.827	1:14.948
333	56.959	1:13.331
110	1:00.040	1:14.370
84	1:01.804	1:15.084
71	1:06.681	1:15.386

BMCRC - MRO Championships 2022 - Rnd 8 @ Donington Park National

Reactive Parts MRO Powerbikes inc Clubman 1000

RACE 8 - LAP CHART

LAP 14	@ 12:12:28.074
---------------	-----------------------

NO	BEHIND	LAP TIME
48		1:10.763
2	3.157	1:11.897
86	1 Lap	1:14.453
9	7.781	1:12.262
5	12.038	1:12.342
37	16.906	1:11.457
449	20.072	1:12.779
21	23.565	1:13.170
69	1 Lap	1:17.639
57	1 Lap	1:18.809
188	38.440	1:12.116
98	38.881	1:13.547
23	39.013	1:12.758
22	50.318	1:14.020
60	50.413	1:13.690
77	52.147	1:13.365
333	1:00.408	1:14.212
334	1:01.666	1:15.602
110	1:03.760	1:14.483
84	1:06.548	1:15.507
71	1:11.203	1:15.285

BMCRC - MRO Championships 2022 - Rnd 8 @ Donington Park National

Reactive Parts MRO Powerbikes inc Clubman 1000

RACE 8 - SECTOR ANALYSIS



SECTOR 1 = FL to I1, SECTOR 2 = I1 to FL, DIFF = Difference To Personal Best Lap, P = Crossed Finish Line in Pit Lane, D = Time Disallowed

P1 48		Nicky WILSON		Suzuki GSXR 1000 - Demon GP/Haslemere Motorcycles			
IDEAL LAP TIME : 1:09.908		BEST LAP TIME : 1:09.960		DIFFERENCE : 0.052			
LAP	SECTOR 1	SECTOR 2	LAP TIME	MPH	DIFF	TIME OF DAY	
1 -		24.783	1:16.121	93.59	6.161	11:57:11.438	
2 -	46.288	24.572	1:10.860	100.54	0.900	11:58:22.298	
3 -	45.712	24.680	1:10.392	101.21	0.432	11:59:32.690	
4 -	45.418	24.542	1:09.960 (1)	101.83		12:00:42.650	
5 -	45.700	24.490	1:10.190 (2)	101.50	0.230	12:01:52.840	
6 -	45.637	24.588	1:10.225 (3)	101.45	0.265	12:03:03.065	
7 -	45.689	24.546	1:10.235	101.44	0.275	12:04:13.300	
8 -	45.958	24.603	1:10.561	100.97	0.601	12:05:23.861	
9 -	46.073	24.675	1:10.748	100.70	0.788	12:06:34.609	
10 -	46.038	24.791	1:10.829	100.58	0.869	12:07:45.438	
11 -	46.148	24.570	1:10.718	100.74	0.758	12:08:56.156	
12 -	45.657	24.687	1:10.344	101.28	0.384	12:10:06.500	
13 -	45.846	24.965	1:10.811	100.61	0.851	12:11:17.311	
14 -	45.900	24.863	1:10.763	100.68	0.803	12:12:28.074	

P2 2		Peter BAKER		Kawasaki ZX10R - TJ & Peter Baker MC/Dodfrey Eng			
IDEAL LAP TIME : 1:09.894		BEST LAP TIME : 1:10.015		DIFFERENCE : 0.121			
LAP	SECTOR 1	SECTOR 2	LAP TIME	MPH	DIFF	TIME OF DAY	
1 -		25.519	1:16.581	93.03	6.566	11:57:11.898	
2 -	46.078	24.868	1:10.946	100.42	0.931	11:58:22.844	
3 -	45.728	24.529	1:10.257 (3)	101.40	0.242	11:59:33.101	
4 -	45.774	24.467	1:10.241 (2)	101.43	0.226	12:00:43.342	
5 -	45.566	24.449	1:10.015 (1)	101.75		12:01:53.357	
6 -	46.021	24.328	1:10.349	101.27	0.334	12:03:03.706	
7 -	45.928	24.577	1:10.505	101.05	0.490	12:04:14.211	
8 -	45.894	24.477	1:10.371	101.24	0.356	12:05:24.582	
9 -	46.115	24.619	1:10.734	100.72	0.719	12:06:35.316	
10 -	46.067	24.703	1:10.770	100.67	0.755	12:07:46.086	
11 -	46.487	24.915	1:11.402	99.78	1.387	12:08:57.488	
12 -	46.137	24.868	1:11.005	100.34	0.990	12:10:08.493	
13 -	46.128	24.713	1:10.841	100.57	0.826	12:11:19.334	
14 -	46.627	25.270	1:11.897	99.09	1.882	12:12:31.231	

P3 9		Luke DIXON		BMW S1000RR -			
IDEAL LAP TIME : 1:10.038		BEST LAP TIME : 1:10.105		DIFFERENCE : 0.067			
LAP	SECTOR 1	SECTOR 2	LAP TIME	MPH	DIFF	TIME OF DAY	
1 -		25.133	1:16.698	92.89	6.593	11:57:12.015	
2 -	46.203	24.987	1:11.190	100.07	1.085	11:58:23.205	
3 -	45.595	24.692	1:10.287 (2)	101.36	0.182	11:59:33.492	
4 -	45.696	24.766	1:10.462	101.11	0.357	12:00:43.954	
5 -	45.550	24.823	1:10.373 (3)	101.24	0.268	12:01:54.327	
6 -	45.617	24.488	1:10.105 (1)	101.62		12:03:04.432	
7 -	45.810	25.041	1:10.851	100.55	0.746	12:04:15.283	
8 -	46.637	24.762	1:11.399	99.78	1.294	12:05:26.682	
9 -	46.508	25.003	1:11.511	99.63	1.406	12:06:38.193	
10 -	46.094	24.815	1:10.909	100.47	0.804	12:07:49.102	
11 -	46.352	25.071	1:11.423	99.75	1.318	12:09:00.525	
12 -	46.393	24.924	1:11.317	99.90	1.212	12:10:11.842	
13 -	46.733	25.018	1:11.751	99.29	1.646	12:11:23.593	
14 -	46.965	25.297	1:12.262	98.59	2.157	12:12:35.855	

BMCRC - MRO Championships 2022 - Rnd 8 @ Donington Park National

Reactive Parts MRO Powerbikes inc Clubman 1000

RACE 8 - SECTOR ANALYSIS



SECTOR 1 = FL to I1, SECTOR 2 = I1 to FL, DIFF = Difference To Personal Best Lap, P = Crossed Finish Line in Pit Lane, D = Time Disallowed

P4		5		Sam MIDDLEMAS		Suzuki GSXR1000 - Albany Shed Co	
IDEAL LAP TIME : 1:10.190		BEST LAP TIME : 1:10.190		DIFFERENCE : 0.000			
LAP	SECTOR 1	SECTOR 2	LAP TIME	MPH	DIFF	TIME OF DAY	
1 -		25.248	1:17.434	92.00	7.244	11:57:12.751	
2 -	46.871	25.080	1:11.951	99.02	1.761	11:58:24.702	
3 -	46.242	24.769	1:11.011	100.33	0.821	11:59:35.713	
4 -	45.593	24.597	1:10.190 (1)	101.50		12:00:45.903	
5 -	45.669	24.845	1:10.514 (2)	101.03	0.324	12:01:56.417	
6 -	46.041	24.938	1:10.979	100.37	0.789	12:03:07.396	
7 -	46.008	24.805	1:10.813	100.61	0.623	12:04:18.209	
8 -	45.856	24.818	1:10.674 (3)	100.80	0.484	12:05:28.883	
9 -	46.313	25.202	1:11.515	99.62	1.325	12:06:40.398	
10 -	46.569	25.214	1:11.783	99.25	1.593	12:07:52.181	
11 -	46.173	25.354	1:11.527	99.60	1.337	12:09:03.708	
12 -	47.217	25.004	1:12.221	98.65	2.031	12:10:15.929	
13 -	46.624	25.217	1:11.841	99.17	1.651	12:11:27.770	
14 -	46.931	25.411	1:12.342	98.48	2.152	12:12:40.112	

P5		37		James BULL		MV Agusta - team bull racing	
IDEAL LAP TIME : 1:11.111		BEST LAP TIME : 1:11.326		DIFFERENCE : 0.215			
LAP	SECTOR 1	SECTOR 2	LAP TIME	MPH	DIFF	TIME OF DAY	
1 -		25.426	1:17.691	91.70	6.365	11:57:13.008	
2 -	46.726	25.414	1:12.140	98.76	0.814	11:58:25.148	
3 -	46.456	24.936	1:11.392 (3)	99.79	0.066	11:59:36.540	
4 -	46.427	24.923	1:11.350 (2)	99.85	0.024	12:00:47.890	
5 -	46.614	25.304	1:11.918	99.06	0.592	12:01:59.808	
6 -	46.899	25.067	1:11.966	99.00	0.640	12:03:11.774	
7 -	46.504	25.009	1:11.513	99.62	0.187	12:04:23.287	
8 -	46.489	25.177	1:11.666	99.41	0.340	12:05:34.953	
9 -	46.729	25.102	1:11.831	99.18	0.505	12:06:46.784	
10 -	46.954	25.090	1:12.044	98.89	0.718	12:07:58.828	
11 -	46.312	25.014	1:11.326 (1)	99.88		12:09:10.154	
12 -	46.188	25.436	1:11.624	99.47	0.298	12:10:21.778	
13 -	46.659	25.086	1:11.745	99.30	0.419	12:11:33.523	
14 -	46.339	25.118	1:11.457	99.70	0.131	12:12:44.980	

P6		449 C		Luke WALLINGTON		Yamaha R1 4C8 - BW Bespoke Developments Ltd	
IDEAL LAP TIME : 1:11.231		BEST LAP TIME : 1:11.419		DIFFERENCE : 0.188			
LAP	SECTOR 1	SECTOR 2	LAP TIME	MPH	DIFF	TIME OF DAY	
1 -		25.278	1:17.213	92.27	5.794	11:57:12.530	
2 -	46.908	25.300	1:12.208	98.66	0.789	11:58:24.738	
3 -	47.039	24.953	1:11.992	98.96	0.573	11:59:36.730	
4 -	46.636	25.005	1:11.641 (2)	99.44	0.222	12:00:48.371	
5 -	46.934	24.921	1:11.855	99.15	0.436	12:02:00.226	
6 -	46.862	24.781	1:11.643 (3)	99.44	0.224	12:03:11.869	
7 -	46.745	24.963	1:11.708	99.35	0.289	12:04:23.577	
8 -	46.582	25.095	1:11.677	99.39	0.258	12:05:35.254	
9 -	46.794	25.052	1:11.846	99.16	0.427	12:06:47.100	
10 -	46.450	24.969	1:11.419 (1)	99.75		12:07:58.519	
11 -	46.948	25.103	1:12.051	98.88	0.632	12:09:10.570	
12 -	46.790	24.968	1:11.758	99.28	0.339	12:10:22.328	
13 -	47.506	25.533	1:13.039	97.54	1.620	12:11:35.367	
14 -	47.609	25.170	1:12.779	97.89	1.360	12:12:48.146	

BMCRC - MRO Championships 2022 - Rnd 8 @ Donington Park National

Reactive Parts MRO Powerbikes inc Clubman 1000

RACE 8 - SECTOR ANALYSIS



SECTOR 1 = FL to I1, SECTOR 2 = I1 to FL, DIFF = Difference To Personal Best Lap, P = Crossed Finish Line in Pit Lane, D = Time Disallowed

P7 21		Jack CROUCHER		Kawasaki ZX10R - Trendy lofts		
IDEAL LAP TIME : 1:11.352		BEST LAP TIME : 1:11.408		DIFFERENCE : 0.056		
LAP	SECTOR 1	SECTOR 2	LAP TIME	MPH	DIFF	TIME OF DAY
1 -		25.139	1:17.943	91.40	6.535	11:57:13.260
2 -	46.761	24.829	1:11.590 (2)	99.52	0.182	11:58:24.850
3 -	46.523	24.885	1:11.408 (1)	99.77		11:59:36.258
4 -	47.000	24.854	1:11.854	99.15	0.446	12:00:48.112
5 -	46.927	24.908	1:11.835	99.18	0.427	12:01:59.947
6 -	47.357	24.948	1:12.305	98.53	0.897	12:03:12.252
7 -	46.837	24.978	1:11.815 (3)	99.20	0.407	12:04:24.067
8 -	47.095	25.115	1:12.210	98.66	0.802	12:05:36.277
9 -	47.314	24.957	1:12.271	98.58	0.863	12:06:48.548
10 -	47.409	25.009	1:12.418	98.38	1.010	12:08:00.966
11 -	47.369	25.125	1:12.494	98.27	1.086	12:09:13.460
12 -	47.196	25.206	1:12.402	98.40	0.994	12:10:25.862
13 -	47.295	25.312	1:12.607	98.12	1.199	12:11:38.469
14 -	47.735	25.435	1:13.170	97.37	1.762	12:12:51.639

P8 188		Dawid KRAWIECKI		Yamaha R1 - Code Blue LTD & D A East Electrical		
IDEAL LAP TIME : 1:11.703		BEST LAP TIME : 1:12.116		DIFFERENCE : 0.413		
LAP	SECTOR 1	SECTOR 2	LAP TIME	MPH	DIFF	TIME OF DAY
1 -		25.675	1:18.210	91.09	6.094	11:57:13.527
2 -	47.167	25.338	1:12.505 (3)	98.26	0.389	11:58:26.032
3 -	48.146	26.836	1:14.982	95.01	2.866	11:59:41.014
4 -	47.952	25.573	1:13.525	96.90	1.409	12:00:54.539
5 -	48.316	25.480	1:13.796	96.54	1.680	12:02:08.335
6 -	48.336	25.706	1:14.042	96.22	1.926	12:03:22.377
7 -	48.989	25.272	1:14.261	95.94	2.145	12:04:36.638
8 -	47.538	25.367	1:12.905	97.72	0.789	12:05:49.543
9 -	47.794	26.081	1:13.875	96.44	1.759	12:07:03.418
10 -	47.445	25.195	1:12.640	98.08	0.524	12:08:16.058
11 -	47.431	25.368	1:12.799	97.86	0.683	12:09:28.857
12 -	47.752	25.349	1:13.101	97.46	0.985	12:10:41.958
13 -	47.413	25.027	1:12.440 (2)	98.35	0.324	12:11:54.398
14 -	46.676	25.440	1:12.116 (1)	98.79		12:13:06.514

P9 98		Rick DICKINSON		Ducati PANIGALE V4 - MotorcycleRaceParts.co.uk		
IDEAL LAP TIME : 1:12.032		BEST LAP TIME : 1:12.078		DIFFERENCE : 0.046		
LAP	SECTOR 1	SECTOR 2	LAP TIME	MPH	DIFF	TIME OF DAY
1 -		26.240	1:22.130	86.74	10.052	11:57:17.447
2 -	48.593	25.879	1:14.472	95.66	2.394	11:58:31.919
3 -	47.880	25.735	1:13.615	96.78	1.537	11:59:45.534
4 -	48.048	25.389	1:13.437	97.01	1.359	12:00:58.971
5 -	47.581	25.651	1:13.232	97.28	1.154	12:02:12.203
6 -	47.322	25.341	1:12.663	98.05	0.585	12:03:24.866
7 -	47.063	25.522	1:12.585	98.15	0.507	12:04:37.451
8 -	47.051	25.560	1:12.611	98.12	0.533	12:05:50.062
9 -	47.701	25.744	1:13.445	97.00	1.367	12:07:03.507
10 -	46.818	25.260	1:12.078 (1)	98.84		12:08:15.585
11 -	47.288	25.214	1:12.502 (3)	98.26	0.424	12:09:28.087
12 -	47.603	25.261	1:12.864	97.78	0.786	12:10:40.951
13 -	47.212	25.245	1:12.457 (2)	98.32	0.379	12:11:53.408
14 -	47.668	25.879	1:13.547	96.87	1.469	12:13:06.955

BMCRC - MRO Championships 2022 - Rnd 8 @ Donington Park National

Reactive Parts MRO Powerbikes inc Clubman 1000

RACE 8 - SECTOR ANALYSIS



SECTOR 1 = FL to I1, SECTOR 2 = I1 to FL, DIFF = Difference To Personal Best Lap, P = Crossed Finish Line in Pit Lane, D = Time Disallowed

P10 23		Sean MONTGOMERY		Suzuki GSXR1000 - Preston Power Stering		
IDEAL LAP TIME : 1:11.440		BEST LAP TIME : 1:12.055		DIFFERENCE : 0.615		
LAP	SECTOR 1	SECTOR 2	LAP TIME	MPH	DIFF	TIME OF DAY
1 -		26.405	1:22.508	86.35	10.453	11:57:17.825
2 -	48.466	25.968	1:14.434	95.71	2.379	11:58:32.259
3 -	48.331	25.449	1:13.780	96.56	1.725	11:59:46.039
4 -	48.266	25.455	1:13.721	96.64	1.666	12:00:59.760
5 -	47.494	26.073	1:13.567	96.84	1.512	12:02:13.327
6 -	47.500	25.012	1:12.512	98.25	0.457	12:03:25.839
7 -	46.428	25.627	1:12.055 (1)	98.87		12:04:37.894
8 -	47.030	25.218	1:12.248 (2)	98.61	0.193	12:05:50.142
9 -	47.511	25.464	1:12.975	97.63	0.920	12:07:03.117
10 -	47.028	25.340	1:12.368 (3)	98.45	0.313	12:08:15.485
11 -	47.780	25.500	1:13.280	97.22	1.225	12:09:28.765
12 -	47.673	25.427	1:13.100	97.46	1.045	12:10:41.865
13 -	47.259	25.205	1:12.464	98.31	0.409	12:11:54.329
14 -	47.155	25.603	1:12.758	97.92	0.703	12:13:07.087

P11 22 C		Phil ROOKE		Kawasaki ZX10R - GW HIGHWAYS & CLEARWAY TRAFFIC SI		
IDEAL LAP TIME : 1:12.893		BEST LAP TIME : 1:12.986		DIFFERENCE : 0.093		
LAP	SECTOR 1	SECTOR 2	LAP TIME	MPH	DIFF	TIME OF DAY
1 -		25.605	1:19.729	89.36	6.743	11:57:15.046
2 -	49.651	25.304	1:14.955	95.05	1.969	11:58:30.001
3 -	48.973	25.444	1:14.417	95.73	1.431	11:59:44.418
4 -	48.800	25.668	1:14.468	95.67	1.482	12:00:58.886
5 -	48.563	26.183	1:14.746	95.31	1.760	12:02:13.632
6 -	48.172	25.174	1:13.346 (3)	97.13	0.360	12:03:26.978
7 -	47.810	25.176	1:12.986 (1)	97.61		12:04:39.964
8 -	48.063	25.083	1:13.146 (2)	97.40	0.160	12:05:53.110
9 -	48.477	25.329	1:13.806	96.53	0.820	12:07:06.916
10 -	49.454	25.227	1:14.681	95.40	1.695	12:08:21.597
11 -	48.928	25.308	1:14.236	95.97	1.250	12:09:35.833
12 -	48.732	25.529	1:14.261	95.94	1.275	12:10:50.094
13 -	48.841	25.437	1:14.278	95.91	1.292	12:12:04.372
14 -	48.810	25.210	1:14.020	96.25	1.034	12:13:18.392

P12 60		Jack YOUNGE		Kawasaki ZX10R - Chase Timber products		
IDEAL LAP TIME : 1:13.059		BEST LAP TIME : 1:13.336		DIFFERENCE : 0.277		
LAP	SECTOR 1	SECTOR 2	LAP TIME	MPH	DIFF	TIME OF DAY
1 -		26.066	1:19.998	89.05	6.662	11:57:15.315
2 -	49.240	25.798	1:15.038	94.94	1.702	11:58:30.353
3 -	48.393	25.767	1:14.160	96.07	0.824	11:59:44.513
4 -	48.450	25.604	1:14.054	96.20	0.718	12:00:58.567
5 -	48.301	26.017	1:14.318	95.86	0.982	12:02:12.885
6 -	47.619	25.717	1:13.336 (1)	97.15		12:03:26.221
7 -	47.595	25.807	1:13.402 (2)	97.06	0.066	12:04:39.623
8 -	48.091	25.735	1:13.826	96.50	0.490	12:05:53.449
9 -	48.652	25.631	1:14.283	95.91	0.947	12:07:07.732
10 -	48.430	25.943	1:14.373	95.79	1.037	12:08:22.105
11 -	48.799	25.700	1:14.499	95.63	1.163	12:09:36.604
12 -	48.344	25.642	1:13.986	96.29	0.650	12:10:50.590
13 -	48.576	25.631	1:14.207	96.01	0.871	12:12:04.797
14 -	48.226	25.464	1:13.690 (3)	96.68	0.354	12:13:18.487

BMCRC - MRO Championships 2022 - Rnd 8 @ Donington Park National

Reactive Parts MRO Powerbikes inc Clubman 1000

RACE 8 - SECTOR ANALYSIS



SECTOR 1 = FL to I1, SECTOR 2 = I1 to FL, DIFF = Difference To Personal Best Lap, P = Crossed Finish Line in Pit Lane, D = Time Disallowed

P13 77		Martin PLATT		Kawasaki ZX10R -		
IDEAL LAP TIME : 1:13.259		BEST LAP TIME : 1:13.365		DIFFERENCE : 0.106		
LAP	SECTOR 1	SECTOR 2	LAP TIME	MPH	DIFF	TIME OF DAY
1 -		26.050	1:21.156	87.78	7.791	11:57:16.473
2 -	49.232	25.941	1:15.173	94.77	1.808	11:58:31.646
3 -	49.104	26.044	1:15.148	94.80	1.783	11:59:46.794
4 -	48.602	25.652	1:14.254	95.94	0.889	12:01:01.048
5 -	48.523	25.690	1:14.213	96.00	0.848	12:02:15.261
6 -	48.635	25.548	1:14.183	96.04	0.818	12:03:29.444
7 -	48.420	25.595	1:14.015	96.25	0.650	12:04:43.459
8 -	48.548	25.528	1:14.076	96.18	0.711	12:05:57.535
9 -	48.687	25.502	1:14.189	96.03	0.824	12:07:11.724
10 -	48.508	25.532	1:14.040	96.22	0.675	12:08:25.764
11 -	48.377	25.632	1:14.009	96.26	0.644	12:09:39.773
12 -	48.297	25.291	1:13.588 (3)	96.81	0.223	12:10:53.361
13 -	48.122	25.373	1:13.495 (2)	96.94	0.130	12:12:06.856
14 -	47.968	25.397	1:13.365 (1)	97.11		12:13:20.221

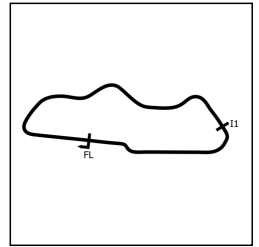
P14 333		Andrew HOUGHTON		BMW S1000RR - Bahnstormer BMW		
IDEAL LAP TIME : 1:13.197		BEST LAP TIME : 1:13.331		DIFFERENCE : 0.134		
LAP	SECTOR 1	SECTOR 2	LAP TIME	MPH	DIFF	TIME OF DAY
1 -		26.742	1:24.761	84.05	11.430	11:57:20.078
2 -	50.004	25.918	1:15.922	93.84	2.591	11:58:36.000
3 -	48.973	25.405	1:14.378	95.78	1.047	11:59:50.378
4 -	48.702	25.579	1:14.281	95.91	0.950	12:01:04.659
5 -	48.921	25.541	1:14.462	95.68	1.131	12:02:19.121
6 -	49.014	25.767	1:14.781	95.27	1.450	12:03:33.902
7 -	49.732	25.708	1:15.440	94.44	2.109	12:04:49.342
8 -	49.007	25.718	1:14.725	95.34	1.394	12:06:04.067
9 -	49.560	25.640	1:15.200	94.74	1.869	12:07:19.267
10 -	48.193	25.424	1:13.617 (2)	96.77	0.286	12:08:32.884
11 -	48.694	25.561	1:14.255	95.94	0.924	12:09:47.139
12 -	48.394	25.406	1:13.800 (3)	96.53	0.469	12:11:00.939
13 -	48.327	25.004	1:13.331 (1)	97.15		12:12:14.270
14 -	48.598	25.614	1:14.212	96.00	0.881	12:13:28.482

P15 334 C		Anthony BRANDISH		Suzuki GSXR 1000 - BW bespoke developments ltd		
IDEAL LAP TIME : 1:14.349		BEST LAP TIME : 1:14.380		DIFFERENCE : 0.031		
LAP	SECTOR 1	SECTOR 2	LAP TIME	MPH	DIFF	TIME OF DAY
1 -		25.999	1:20.493	88.51	6.113	11:57:15.810
2 -	49.217	25.785	1:15.002	94.99	0.622	11:58:30.812
3 -	48.679	25.729	1:14.408 (2)	95.75	0.028	11:59:45.220
4 -	48.891	26.117	1:15.008	94.98	0.628	12:01:00.228
5 -	48.674	26.065	1:14.739	95.32	0.359	12:02:14.967
6 -	49.203	26.139	1:15.342	94.56	0.962	12:03:30.309
7 -	49.349	25.811	1:15.160	94.79	0.780	12:04:45.469
8 -	49.038	25.909	1:14.947	95.06	0.567	12:06:00.416
9 -	48.646	25.908	1:14.554 (3)	95.56	0.174	12:07:14.970
10 -	48.620	25.760	1:14.380 (1)	95.78		12:08:29.350
11 -	49.060	26.124	1:15.184	94.76	0.804	12:09:44.534
12 -	48.676	25.980	1:14.656	95.43	0.276	12:10:59.190
13 -	48.896	26.052	1:14.948	95.06	0.568	12:12:14.138
14 -	49.436	26.166	1:15.602	94.23	1.222	12:13:29.740

BMCRC - MRO Championships 2022 - Rnd 8 @ Donington Park National

Reactive Parts MRO Powerbikes inc Clubman 1000

RACE 8 - SECTOR ANALYSIS



SECTOR 1 = FL to I1, SECTOR 2 = I1 to FL, DIFF = Difference To Personal Best Lap, P = Crossed Finish Line in Pit Lane, D = Time Disallowed

P16 110 C		Michael CLARKE		Yamaha R1 - BIKEBASE - MX5 PARTS WAREHOUSE		
IDEAL LAP TIME : 1:14.204		BEST LAP TIME : 1:14.370		DIFFERENCE : 0.166		
LAP	SECTOR 1	SECTOR 2	LAP TIME	MPH	DIFF	TIME OF DAY
1 -		25.861	1:21.495	87.42	7.125	11:57:16.812
2 -	49.963	26.161	1:16.124	93.59	1.754	11:58:32.936
3 -	49.128	26.268	1:15.396	94.49	1.026	11:59:48.332
4 -	49.223	26.023	1:15.246	94.68	0.876	12:01:03.578
5 -	48.919	25.835	1:14.754	95.30	0.384	12:02:18.332
6 -	49.269	26.002	1:15.271	94.65	0.901	12:03:33.603
7 -	49.575	25.652	1:15.227	94.70	0.857	12:04:48.830
8 -	49.006	25.903	1:14.909	95.11	0.539	12:06:03.739
9 -	49.175	25.875	1:15.050	94.93	0.680	12:07:18.789
10 -	49.100	25.974	1:15.074	94.90	0.704	12:08:33.863
11 -	48.579	25.960	1:14.539 (3)	95.58	0.169	12:09:48.402
12 -	48.658	25.921	1:14.579	95.53	0.209	12:11:02.981
13 -	48.552	25.818	1:14.370 (1)	95.79		12:12:17.351
14 -	48.602	25.881	1:14.483 (2)	95.65	0.113	12:13:31.834

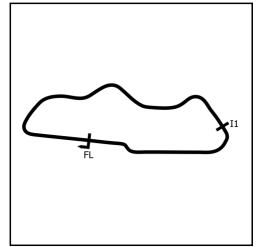
P17 84 C		Tunc GUNERGUN		Aprilia RSV4 RF - 1 - BIKERSWORLD		
IDEAL LAP TIME : 1:14.481		BEST LAP TIME : 1:14.661		DIFFERENCE : 0.180		
LAP	SECTOR 1	SECTOR 2	LAP TIME	MPH	DIFF	TIME OF DAY
1 -		26.606	1:23.285	85.54	8.624	11:57:18.602
2 -	49.094	26.060	1:15.154	94.80	0.493	11:58:33.756
3 -	48.875	25.840	1:14.715 (3)	95.35	0.054	11:59:48.471
4 -	49.378	26.072	1:15.450	94.42	0.789	12:01:03.921
5 -	48.967	25.694	1:14.661 (1)	95.42		12:02:18.582
6 -	49.321	25.868	1:15.189	94.75	0.528	12:03:33.771
7 -	49.714	25.745	1:15.459	94.41	0.798	12:04:49.230
8 -	48.822	25.887	1:14.709 (2)	95.36	0.048	12:06:03.939
9 -	49.303	25.888	1:15.191	94.75	0.530	12:07:19.130
10 -	49.155	26.039	1:15.194	94.75	0.533	12:08:34.324
11 -	48.929	25.885	1:14.814	95.23	0.153	12:09:49.138
12 -	49.234	25.659	1:14.893	95.13	0.232	12:11:04.031
13 -	49.421	25.663	1:15.084	94.88	0.423	12:12:19.115
14 -	49.699	25.808	1:15.507	94.35	0.846	12:13:34.622

P18 71 C		Matt VENN		Ducati V2 -		
IDEAL LAP TIME : 1:14.869		BEST LAP TIME : 1:14.995		DIFFERENCE : 0.126		
LAP	SECTOR 1	SECTOR 2	LAP TIME	MPH	DIFF	TIME OF DAY
1 -		26.561	1:22.909	85.93	7.914	11:57:18.226
2 -	49.106	26.023	1:15.129 (3)	94.83	0.134	11:58:33.355
3 -	48.903	26.422	1:15.325	94.58	0.330	11:59:48.680
4 -	49.544	26.399	1:15.943	93.81	0.948	12:01:04.623
5 -	49.485	26.008	1:15.493	94.37	0.498	12:02:20.116
6 -	49.312	25.966	1:15.278	94.64	0.283	12:03:35.394
7 -	49.427	26.112	1:15.539	94.31	0.544	12:04:50.933
8 -	48.953	26.174	1:15.127 (2)	94.83	0.132	12:06:06.060
9 -	49.359	26.121	1:15.480	94.39	0.485	12:07:21.540
10 -	48.911	26.084	1:14.995 (1)	95.00		12:08:36.535
11 -	49.477	26.519	1:15.996	93.75	1.001	12:09:52.531
12 -	49.637	26.438	1:16.075	93.65	1.080	12:11:08.606
13 -	48.991	26.395	1:15.386	94.50	0.391	12:12:23.992
14 -	49.047	26.238	1:15.285	94.63	0.290	12:13:39.277

BMCRC - MRO Championships 2022 - Rnd 8 @ Donington Park National

Reactive Parts MRO Powerbikes inc Clubman 1000

RACE 8 - SECTOR ANALYSIS



SECTOR 1 = FL to I1, SECTOR 2 = I1 to FL, DIFF = Difference To Personal Best Lap, P = Crossed Finish Line in Pit Lane, D = Time Disallowed

P19 86 C		Frederico LOPES		Yamaha R1 - FLR Procurement Ltd		
IDEAL LAP TIME : 1:14.180		BEST LAP TIME : 1:14.453		DIFFERENCE : 0.273		
LAP	SECTOR 1	SECTOR 2	LAP TIME	MPH	DIFF	TIME OF DAY
1 -		27.079	1:23.532	85.29	9.079	11:57:18.849
2 -	49.121	26.496	1:15.617	94.22	1.164	11:58:34.466
3 -	48.981	25.865	1:14.846 (3)	95.19	0.393	11:59:49.312
4 -	49.055	26.030	1:15.085	94.88	0.632	12:01:04.397
5 -	48.736	25.864	1:14.600 (2)	95.50	0.147	12:02:18.997
6 -	49.459	25.713	1:15.172	94.77	0.719	12:03:34.169
7 -	49.617	34.309	1:23.926	84.89	9.473	12:04:58.095
8 -	49.613	26.399	1:16.012	93.73	1.559	12:06:14.107
9 -	49.829	26.642	1:16.471	93.16	2.018	12:07:30.578
10 -	49.152	26.477	1:15.629	94.20	1.176	12:08:46.207
11 -	49.152	26.341	1:15.493	94.37	1.040	12:10:01.700
12 -	49.236	26.255	1:15.491	94.37	1.038	12:11:17.191
13 -	48.467	25.986	1:14.453 (1)	95.69		12:12:31.644

P20 69		Craig BICKNELL		Suzuki GSXR - Onlyfans.com		
IDEAL LAP TIME : 1:16.894		BEST LAP TIME : 1:16.983		DIFFERENCE : 0.089		
LAP	SECTOR 1	SECTOR 2	LAP TIME	MPH	DIFF	TIME OF DAY
1 -		27.580	1:26.225	82.62	9.242	11:57:21.542
2 -	51.638	26.987	1:18.625	90.61	1.642	11:58:40.167
3 -	50.636	26.685	1:17.321 (2)	92.14	0.338	11:59:57.488
4 -	50.855	26.515	1:17.370 (3)	92.08	0.387	12:01:14.858
5 -	50.379	26.604	1:16.983 (1)	92.54		12:02:31.841
6 -	50.919	26.994	1:17.913	91.44	0.930	12:03:49.754
7 -	50.717	26.833	1:17.550	91.87	0.567	12:05:07.304
8 -	50.852	26.661	1:17.513	91.91	0.530	12:06:24.817
9 -	51.140	27.111	1:18.251	91.04	1.268	12:07:43.068
10 -	50.843	26.754	1:17.597	91.81	0.614	12:09:00.665
11 -	51.160	27.044	1:18.204	91.10	1.221	12:10:18.869
12 -	51.553	26.699	1:18.252	91.04	1.269	12:11:37.121
13 -	50.989	26.650	1:17.639	91.76	0.656	12:12:54.760

P21 57		Jason BURRILL		BMW S1000RR -		
IDEAL LAP TIME : 1:17.040		BEST LAP TIME : 1:17.040		DIFFERENCE : 0.000		
LAP	SECTOR 1	SECTOR 2	LAP TIME	MPH	DIFF	TIME OF DAY
1 -		27.834	1:25.657	83.17	8.617	11:57:20.974
2 -	51.455	26.702	1:18.157	91.15	1.117	11:58:39.131
3 -	50.929	26.517	1:17.446 (3)	91.99	0.406	11:59:56.577
4 -	52.073	27.462	1:19.535	89.57	2.495	12:01:16.112
5 -	51.580	26.987	1:18.567	90.68	1.527	12:02:34.679
6 -	51.544	26.841	1:18.385	90.89	1.345	12:03:53.064
7 -	50.730	26.310	1:17.040 (1)	92.47		12:05:10.104
8 -	50.847	26.571	1:17.418 (2)	92.02	0.378	12:06:27.522
9 -	50.949	26.588	1:17.537	91.88	0.497	12:07:45.059
10 -	51.647	26.904	1:18.551	90.70	1.511	12:09:03.610
11 -	51.178	26.911	1:18.089	91.23	1.049	12:10:21.699
12 -	51.067	26.947	1:18.014	91.32	0.974	12:11:39.713
13 -	51.783	27.026	1:18.809	90.40	1.769	12:12:58.522

BMCRC - MRO Championships 2022 - Rnd 8 @ Donington Park National

Reactive Parts MRO Powerbikes inc Clubman 1000

RACE 8 - SECTOR ANALYSIS



SECTOR 1 = FL to I1, SECTOR 2 = I1 to FL, DIFF = Difference To Personal Best Lap, P = Crossed Finish Line in Pit Lane, D = Time Disallowed

P22 46 C		Simon GATES		Yamaha YZF R1 - Canine Plus			
IDEAL LAP TIME : 1:16.263		BEST LAP TIME : 1:16.263		DIFFERENCE : 0.000			
LAP	SECTOR 1	SECTOR 2	LAP TIME	MPH	DIFF	TIME OF DAY	
1 -		27.131	1:24.110	84.70	7.847	11:57:19.427	
2 -	50.313	26.944	1:17.257	92.22	0.994	11:58:36.684	
3 -	50.098	26.374	1:16.472 (2)	93.16	0.209	11:59:53.156	
4 -	49.981	26.282	1:16.263 (1)	93.42		12:01:09.419	
5 -	50.390	26.415	1:16.805 (3)	92.76	0.542	12:02:26.224	
6 -	50.639	26.478	1:17.117	92.38	0.854	12:03:43.341	
7 -	50.794	26.668	1:17.462	91.97	1.199	12:05:00.803	
8 -	50.284	26.653	1:16.937	92.60	0.674	12:06:17.740	
9 -	50.677	26.809	1:17.486	91.94	1.223	12:07:35.226	
10 -	50.831	IN PIT	1:22.526 P	86.33	6.263	12:08:57.752	

P23 53 C		Seamus McGLYNN		Yamaha R1 -			
IDEAL LAP TIME :		BEST LAP TIME :		DIFFERENCE :			
LAP	SECTOR 1	SECTOR 2	LAP TIME	MPH	DIFF	TIME OF DAY	
1 -		IN PIT	1:35.734 P	74.42		11:57:31.051	

BMCRC - MRO Championships 2022 - Rnd 8 @ Donington Park National

Reactive Parts MRO Powerbikes inc Clubman 1000

RACE 8 - BEST SECTORS

SECTOR 1			SECTOR 2			IDEAL / BEST COMPARISON						
POS	NO	NAME	TIME	NO	NAME	TIME	POS	NO	NAME	IDEAL	BEST	DIFF
									PERFECT LAP	1:09.746		
1	48	WILSON	45.418	2	BAKER	24.328	1	2	BAKER	1:09.894	1:10.015	0.121
2	9	DIXON	45.550	9	DIXON	24.488	2	48	WILSON	1:09.908	1:09.960	0.052
3	2	BAKER	45.566	48	WILSON	24.490	3	9	DIXON	1:10.038	1:10.105	0.067
4	5	MIDDLEMAS	45.593	5	MIDDLEMAS	24.597	4	5	MIDDLEMAS	1:10.190	1:10.190	0.000
5	37	BULL	46.188	449	WALLINGTON	24.781	5	37	BULL	1:11.111	1:11.326	0.215
6	23	MONTGOMERY	46.428	21	CROUCHER	24.829	6	449	WALLINGTON	1:11.231	1:11.419	0.188
7	449	WALLINGTON	46.450	37	BULL	24.923	7	21	CROUCHER	1:11.352	1:11.408	0.056
8	21	CROUCHER	46.523	333	HOUGHTON	25.004	8	23	MONTGOMERY	1:11.440	1:12.055	0.615
9	188	KRAWIECKI	46.676	23	MONTGOMERY	25.012	9	188	KRAWIECKI	1:11.703	1:12.116	0.413
10	98	DICKINSON	46.818	188	KRAWIECKI	25.027	10	98	DICKINSON	1:12.032	1:12.078	0.046
11	60	YOUNGE	47.595	22	ROOKE	25.083	11	22	ROOKE	1:12.893	1:12.986	0.093
12	22	ROOKE	47.810	98	DICKINSON	25.214	12	60	YOUNGE	1:13.059	1:13.336	0.277
13	77	PLATT	47.968	77	PLATT	25.291	13	333	HOUGHTON	1:13.197	1:13.331	0.134
14	333	HOUGHTON	48.193	60	YOUNGE	25.464	14	77	PLATT	1:13.259	1:13.365	0.106
15	86	LOPES	48.467	110	CLARKE	25.652	15	86	LOPES	1:14.180	1:14.453	0.273
16	110	CLARKE	48.552	84	GUNERGUN	25.659	16	110	CLARKE	1:14.204	1:14.370	0.166
17	334	BRANDISH	48.620	86	LOPES	25.713	17	334	BRANDISH	1:14.349	1:14.380	0.031
18	84	GUNERGUN	48.822	334	BRANDISH	25.729	18	84	GUNERGUN	1:14.481	1:14.661	0.180
19	71	VENN	48.903	71	VENN	25.966	19	71	VENN	1:14.869	1:14.995	0.126
20	46	GATES	49.981	46	GATES	26.282	20	46	GATES	1:16.263	1:16.263	0.000
21	69	BICKNELL	50.379	57	BURRILL	26.310	21	69	BICKNELL	1:16.894	1:16.983	0.089
22	57	BURRILL	50.730	69	BICKNELL	26.515	22	57	BURRILL	1:17.040	1:17.040	0.000
23							23	53	McGLYNN			
24												

BMCRC - MRO Championships 2022 - Rnd 8 @ Donington Park National

Reactive Parts MRO Powerbikes inc Clubman 1000

RACE 8 - STATISTICS

Competitors Started 23
Planned Start 2022-09-04 @ 11:35:00.000
Actual Start 2022-09-04 @ 11:55:55.316
Finish Time 2022-09-04 @ 12:12:28.073
Track Length 1.9790mi.
Total Laps 302
Total Distance Covered 597.6783mi.

Session Fastest Lap History

NO	CL	NAME	LAP TIME	TIME OF DAY	LAP	VEHICLE
48		Nicky WILSON	1:10.860	11:58:22.301	2	Suzuki GSXR 1000
48		Nicky WILSON	1:10.392	11:59:32.692	3	Suzuki GSXR 1000
2		Peter BAKER	1:10.257	11:59:33.101	3	Kawasaki ZX10R
48		Nicky WILSON	1:09.960	12:00:42.653	4	Suzuki GSXR 1000

Session Leader History

NO	CL	NAME	FROM LAP	LAPS LED	DISTANCE	VEHICLE
48		Nicky WILSON	1	14	27.66 miles	Suzuki GSXR 1000

Flag History

TYPE	TIME OF DAY
GREEN	11:55:55.316
FINISH	12:12:28.073

Flag Statistics

TYPE	COUNT	TOTAL LAPS	TOTAL TIME
Green	1	14	17:50.521
Red	0	0	0.000
Safety Car	0	0	0.000
FCY	0	0	0.000

BMCRC - MRO Championships 2022 - Rnd 8 @ Donington Park National

Reactive Parts MRO Powerbikes inc Clubman 1000

RACE 8 - STATISTICS

CLASS :

14 Starters

Fastest Lap History

NO	NAME	LAP TIME	TIME OF DAY	LAP	VEHICLE
48	Nicky WILSON	1:10.860	11:58:22.301	2	Suzuki GSXR 1000
48	Nicky WILSON	1:10.392	11:59:32.692	3	Suzuki GSXR 1000
2	Peter BAKER	1:10.257	11:59:33.101	3	Kawasaki ZX10R
48	Nicky WILSON	1:09.960	12:00:42.653	4	Suzuki GSXR 1000

Leader History

NO	NAME	FROM LAP	LAPS LED	DISTANCE	VEHICLE
48	Nicky WILSON	1	14	27.66 miles	Suzuki GSXR 1000

BMCRC - MRO Championships 2022 - Rnd 8 @ Donington Park National

Reactive Parts MRO Powerbikes inc Clubman 1000

RACE 8 - STATISTICS

CLASS : C

9 Starters

Fastest Lap History

NO	NAME	LAP TIME	TIME OF DAY	LAP	VEHICLE
449	Luke WALLINGTON	1:12.208	11:58:24.738	2	Yamaha R1 4C8
449	Luke WALLINGTON	1:11.992	11:59:36.737	3	Yamaha R1 4C8
449	Luke WALLINGTON	1:11.641	12:00:48.379	4	Yamaha R1 4C8
449	Luke WALLINGTON	1:11.419	12:07:58.530	10	Yamaha R1 4C8

Leader History

NO	NAME	FROM LAP	LAPS LED	DISTANCE	VEHICLE
449	Luke WALLINGTON	1	14	27.66 miles	Yamaha R1 4C8

BMCRC - MRO Championships 2022 - Rnd 8 @ Donington Park National



Reactive Parts MRO Powerbikes inc Clubman 1000

RACE 18 - GRID (12 Laps)

ROW 10	29	333	Andrew HOUGHTON	1:13.331	28	34	Ben CHEESEMAN
ROW 9	27	16	James BUCHANAN		26	17	Phil BAKER
ROW 8	24	39	Max MORGAN		23	57	Jason BURRILL
ROW 7	21	46	Simon GATES	1:16.263	20	71	Matt VENN
ROW 6	18	86	Frederico LOPES	1:14.453	17	334	Anthony BRANDISH
ROW 5	15	77	Martin PLATT	1:13.365	14	60	Jack YOUNGE
ROW 4	12	22	Phil ROOKE	1:12.986	11	711	Ritchie THORNTON
ROW 3	9	98	Rick DICKINSON	1:12.078	8	23	Sean MONTGOMERY
ROW 2	6	21	Jack CROUCHER	1:11.408	5	37	James BULL
ROW 1	3	9	Luke DIXON	1:10.105	2	2	Peter BAKER
					1	48	Nicky WILSON
							Pole

Donington Park National: 1.9790 miles

These results are provisional until the conclusion of any judicial and technical matters.

Clerk Of Course :	Stewards :	Timekeeper : <i>Craig Smith</i>
-------------------	------------	------------------------------------

Results can be found at www.tsl-timing.com

Printed - 12:16 Sunday, 04 September 2022



BMCRC - MRO Championships 2022 - Rnd 8 @ Donington Park National

Reactive Parts MRO Powerbikes inc Clubman 1000



RACE 18 - CLASSIFICATION

POS	NO	CL	PIC NAME	ENTRY	LAPS	TIME	GAP	DIFF	MPH	BEST	ON
1	5		1 Sam MIDDLEMAS	Suzuki GSXR1000 - Albany Shed Co	12	14:22.074			99.01	1:10.636	5
2	711		2 Ritchie THORNTON	Kawasaki ZX10R - Team 71	12	14:25.982	3.908	3.908	98.56	1:11.163	9
3	98		3 Rick DICKINSON	Ducati PANIGALE V4 - MotorcycleRaceParts.co.uk	12	14:30.220	8.146	4.238	98.08	1:11.363	2
4	188		4 Dawid KRAWIECKI	Yamaha R1 - Code Blue LTD & D A East Electrical	12	14:32.228	10.154	2.008	97.86	1:11.429	2
5	53	C	1 Seamus McGLYNN	Yamaha R1 -	12	14:49.831	27.757	17.603	95.92	1:12.972	7
6	110	C	2 Michael CLARKE	Yamaha R1 - BIKEBASE - MX5 PARTS WAREHOUSE	12	14:55.832	33.758	6.001	95.28	1:13.526	5
7	334	C	3 Anthony BRANDISH	Suzuki GSXR 1000 - BW bespoke developments ltd	12	14:55.904	33.830	0.072	95.27	1:13.441	2
8	60		5 Jack YOUNGE	Kawasaki ZX10R - Chase Timber products	12	14:56.178	34.104	0.274	95.24	1:13.354	2
9	333		6 Andrew HOUGHTON	BMW S1000RR - Bahnstormer BMW	12	15:08.093	46.019	11.915	93.99	1:14.238	4
10	22	C	4 Phil ROOKE	Kawasaki ZX10R - GW HIGHWAYS & CLEARWAY	12	15:11.285	49.211	3.192	93.66	1:14.790	12
11	86	C	5 Frederico LOPES	Yamaha R1 - FLR Procurement Ltd	12	15:12.849	50.775	1.564	93.50	1:15.163	6
12	84	C	6 Tunc GUNERGUN	Aprilia RSV4 RF - 1 - BIKERSWORLD	12	15:12.954	50.880	0.105	93.49	1:14.675	2
13	46	C	7 Simon GATES	Yamaha YZF R1 - Canine Plus	12	15:13.251	51.177	0.297	93.46	1:14.915	3
14	57		7 Jason BURRILL	BMW S1000RR -	12	15:28.644	1:06.570	15.393	91.91	1:15.972	2

NOT CLASSIFIED

DNF	48		Nicky WILSON	Suzuki GSXR 1000 - Demon GP/Haslemere Motorcy	11	13:00.509	1 Lap	1 Lap	100.23	1:10.286	4
DNF	2		Peter BAKER	Kawasaki ZX10R - TJ & Peter Baker MC/Dodfrey En	11	13:19.518	1 Lap	19.009	97.85	1:11.952	2
DNF	9		Luke DIXON	BMW S1000RR -	10	12:07.223	2 Laps	1 Lap	97.78	1:10.281	4
DNF	449	C	Luke WALLINGTON	Yamaha R1 4C8 - BW Bespoke Developments Ltd	9	13:54.620	3 Laps	1 Lap	76.66	1:12.466	8
DNF	69		Craig BICKNELL	Suzuki GSXR - Onlyfans.com	7	9:20.420	5 Laps	2 Laps	88.74	1:17.019	2
DNF	71	C	Matt VENN	Ducati V2 -	3	3:59.834	9 Laps	4 Laps	88.55	1:16.010	2

FASTEST LAP

	9		Luke DIXON	BMW S1000RR -	4	1:10.281			101.37 mph	163.14 kph	
	449	C	Luke WALLINGTON	Yamaha R1 4C8 - BW Bespoke Developments Ltd	8	1:12.466			98.31 mph	158.22 kph	

Class - 92.5% of Race Speed = 91.58 mph
 Class C - 92.5% of Race Speed = 88.72 mph

Weather / Track : Bright / Dry

These results are provisional until the conclusion of any judicial and technical matters.

Race Distance: 12 Laps / 23.74 miles
 Donington Park National: 1.9790 miles
 Date: 04/09/2022 Start: 16:00 Finish: 16:15

Clerk Of Course :	Stewards :	Timekeeper : <i>Craig Smith</i>
-------------------	------------	------------------------------------

Results can be found at www.tsl-timing.com

Printed - 16:17 Sunday, 04 September 2022



BMCRC - MRO Championships 2022 - Rnd 8 @ Donington Park National

Reactive Parts MRO Powerbikes inc Clubman 1000

RACE 18 - LAP CHART

LAP 1 @ 16:02:01.203

NO	BEHIND	LAP TIME
9		1:15.040
48	0.196	1:15.236
2	0.462	1:15.502
5	1.158	1:16.198
449	1.326	1:16.366
188	1.411	1:16.451
98	2.028	1:17.068
711	2.163	1:17.203
60	2.969	1:18.009
334	3.507	1:18.547
53	3.697	1:18.737
22	4.031	1:19.071
110	4.568	1:19.608
84	5.613	1:20.653
46	5.936	1:20.976
86	6.417	1:21.457
71	6.838	1:21.878
333	7.237	1:22.277
57	7.826	1:22.866
69	8.709	1:23.749

LAP 2 @ 16:03:11.946

NO	BEHIND	LAP TIME
9		1:10.743
48	0.413	1:10.960
2	1.671	1:11.952
5	1.804	1:11.389
188	2.097	1:11.429
98	2.648	1:11.363
711	3.066	1:11.646
60	5.580	1:13.354
334	6.205	1:13.441
53	6.453	1:13.499
22	8.578	1:15.290
110	8.730	1:14.905
84	9.545	1:14.675
46	10.272	1:15.079
86	11.430	1:15.756
333	11.707	1:15.213
71	12.105	1:16.010
57	13.055	1:15.972
69	14.985	1:17.019
449	25.979	1:35.396

LAP 3 @ 16:04:22.445

NO	BEHIND	LAP TIME
9		1:10.499
48	0.303	1:10.389
5	2.850	1:11.545
98	3.819	1:11.670
2	3.911	1:12.739
188	4.049	1:12.451
711	4.237	1:11.670
60	9.348	1:14.267
334	10.041	1:14.335
53	10.164	1:14.210
110	12.350	1:14.119
22	13.153	1:15.074
84	13.974	1:14.928
46	14.688	1:14.915
333	15.780	1:14.572
86	16.215	1:15.284

57	19.090	1:16.534
69	22.350	1:17.864
71	23.552	1:21.946 P
449	51.433	1:35.953 P

LAP 4 @ 16:05:32.726

NO	BEHIND	LAP TIME
9		1:10.281
48	0.308	1:10.286
5	3.445	1:10.876
98	5.952	1:12.414
2	6.582	1:12.952
188	6.654	1:12.886
711	6.719	1:12.763
60	13.548	1:14.481
334	13.896	1:14.136
53	14.002	1:14.119
110	16.047	1:13.978
22	18.359	1:15.487
84	18.818	1:15.125
46	19.437	1:15.030
333	19.737	1:14.238
86	21.106	1:15.172
57	24.923	1:16.114
69	30.263	1:18.194

LAP 5 @ 16:06:43.228

NO	BEHIND	LAP TIME
9		1:10.502
48	0.097	1:10.291
5	3.579	1:10.636
98	7.353	1:11.903
711	7.632	1:11.415
2	8.113	1:12.033
188	8.392	1:12.240
60	17.366	1:14.320
53	17.657	1:14.157
334	17.919	1:14.525
110	19.071	1:13.526
22	23.665	1:15.808
84	24.097	1:15.781
333	24.343	1:15.108
46	24.740	1:15.805
86	26.560	1:15.956
57	30.626	1:16.205
69	37.246	1:17.485

LAP 6 @ 16:07:53.900

NO	BEHIND	LAP TIME
48		1:10.575
9	0.285	1:10.957
5	3.688	1:10.781
449	2 Laps	2:47.735
98	8.242	1:11.561
711	8.475	1:11.515
2	9.458	1:12.017
188	9.891	1:12.171
53	20.744	1:13.759
60	21.085	1:14.391
334	21.867	1:14.620
110	22.223	1:13.824
22	29.428	1:16.435
84	29.725	1:16.300
333	29.857	1:16.186

46	30.309	1:16.241
86	31.051	1:15.163
57	36.453	1:16.499
69	46.266	1:19.692

LAP 7 @ 16:09:04.351

NO	BEHIND	LAP TIME
48		1:10.451
9	0.464	1:10.630
5	4.222	1:10.985
98	9.746	1:11.955
711	9.914	1:11.890
2	11.444	1:12.437
188	11.677	1:12.237
53	23.265	1:12.972
60	25.103	1:14.469
110	25.772	1:14.000
334	26.164	1:14.748
449	2 Laps	1:29.428
333	34.762	1:15.356
22	35.353	1:16.376
84	35.626	1:16.352
86	35.965	1:15.365
46	36.317	1:16.459
57	43.072	1:17.070
69	1:02.232	1:26.417 P

LAP 8 @ 16:10:14.801

NO	BEHIND	LAP TIME
48		1:10.450
5	5.522	1:11.750
711	11.277	1:11.813
98	11.570	1:12.274
2	13.142	1:12.148
188	13.595	1:12.368
9	16.777	1:26.763
53	26.374	1:13.559
110	29.151	1:13.829
60	29.332	1:14.679
334	29.719	1:14.005
449	2 Laps	1:18.199
333	39.100	1:14.788
22	40.812	1:15.909
84	41.543	1:16.367
86	41.626	1:16.111
46	41.996	1:16.129
57	49.295	1:16.673

LAP 9 @ 16:11:25.537

NO	BEHIND	LAP TIME
48		1:10.736
5	6.900	1:12.114
711	11.704	1:11.163
98	12.706	1:11.872
2	14.764	1:12.358
188	15.013	1:12.154
9	16.741	1:10.700
53	29.286	1:13.648
110	31.964	1:13.549
60	32.869	1:14.273
334	33.175	1:14.192
449	2 Laps	1:12.840
333	43.105	1:14.741
22	46.349	1:16.273

86	46.459	1:15.569
84	47.001	1:16.194
46	47.289	1:16.029
57	55.345	1:16.786

LAP 10 @ 16:12:36.061

NO	BEHIND	LAP TIME
48		1:10.524
5	8.253	1:11.877
711	12.412	1:11.232
98	14.185	1:12.003
2	16.997	1:12.757
188	17.031	1:12.542
9	17.325	1:11.108
53	32.190	1:13.428
110	35.265	1:13.825
334	36.405	1:13.754
60	36.638	1:14.293
449	2 Laps	1:12.466
333	47.699	1:15.118
86	51.322	1:15.387
22	51.721	1:15.896
84	52.123	1:15.646
46	52.468	1:15.703
57	1:02.032	1:17.211

LAP 11 @ 16:13:46.672

NO	BEHIND	LAP TIME
48		1:10.611
5	8.935	1:11.293
711	13.413	1:11.612
98	16.315	1:12.741
188	18.771	1:12.351
2	19.009	1:12.623
53	35.551	1:13.972
110	39.747	1:15.093
334	39.855	1:14.061
60	40.829	1:14.802
333	52.484	1:15.396
449	2 Laps	1:26.235 P
22	55.986	1:14.876
86	56.522	1:15.811
84	56.833	1:15.321
46	57.070	1:15.213
57	1:09.092	1:17.671

LAP 12 @ 16:15:08.237

NO	BEHIND	LAP TIME
5		1:12.630
711	3.908	1:12.060
98	8.146	1:13.396
188	10.154	1:12.948
53	27.757	1:13.771
110	33.758	1:15.576
334	33.830	1:15.540
60	34.104	1:14.840
333	46.019	1:15.100
22	49.211	1:14.790
86	50.775	1:15.818
84	50.880	1:15.612
46	51.177	1:15.672
57	1:06.570	1:19.043

BMCRC - MRO Championships 2022 - Rnd 8 @ Donington Park National

Reactive Parts MRO Powerbikes inc Clubman 1000

RACE 18 - SECTOR ANALYSIS



SECTOR 1 = FL to I1, SECTOR 2 = I1 to FL, DIFF = Difference To Personal Best Lap, P = Crossed Finish Line in Pit Lane, D = Time Disallowed

P1		5		Sam MIDDLEMAS		Suzuki GSXR1000 - Albany Shed Co	
IDEAL LAP TIME : 1:10.636		BEST LAP TIME : 1:10.636		DIFFERENCE : 0.000			
LAP	SECTOR 1	SECTOR 2	LAP TIME	MPH	DIFF	TIME OF DAY	
1 -		25.235	1:16.198	93.50	5.562	16:02:02.361	
2 -	46.420	24.969	1:11.389	99.80	0.753	16:03:13.750	
3 -	46.806	24.739	1:11.545	99.58	0.909	16:04:25.295	
4 -	46.232	24.644	1:10.876 (3)	100.52	0.240	16:05:36.171	
5 -	46.040	24.596	1:10.636 (1)	100.86		16:06:46.807	
6 -	46.092	24.689	1:10.781 (2)	100.65	0.145	16:07:57.588	
7 -	46.248	24.737	1:10.985	100.36	0.349	16:09:08.573	
8 -	46.293	25.457	1:11.750	99.29	1.114	16:10:20.323	
9 -	46.883	25.231	1:12.114	98.79	1.478	16:11:32.437	
10 -	46.827	25.050	1:11.877	99.12	1.241	16:12:44.314	
11 -	46.350	24.943	1:11.293	99.93	0.657	16:13:55.607	
12 -	46.669	25.961	1:12.630	98.09	1.994	16:15:08.237	

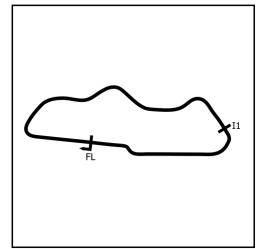
P2		711		Ritchie THORNTON		Kawasaki ZX10R - Team 71	
IDEAL LAP TIME : 1:11.049		BEST LAP TIME : 1:11.163		DIFFERENCE : 0.114			
LAP	SECTOR 1	SECTOR 2	LAP TIME	MPH	DIFF	TIME OF DAY	
1 -		25.471	1:17.203	92.28	6.040	16:02:03.366	
2 -	46.880	24.766	1:11.646	99.44	0.483	16:03:15.012	
3 -	46.635	25.035	1:11.670	99.40	0.507	16:04:26.682	
4 -	47.673	25.090	1:12.763	97.91	1.600	16:05:39.445	
5 -	46.430	24.985	1:11.415 (3)	99.76	0.252	16:06:50.860	
6 -	46.717	24.798	1:11.515	99.62	0.352	16:08:02.375	
7 -	47.078	24.812	1:11.890	99.10	0.727	16:09:14.265	
8 -	46.969	24.844	1:11.813	99.21	0.650	16:10:26.078	
9 -	46.544	24.619	1:11.163 (1)	100.11		16:11:37.241	
10 -	46.478	24.754	1:11.232 (2)	100.02	0.069	16:12:48.473	
11 -	46.859	24.753	1:11.612	99.48	0.449	16:14:00.085	
12 -	46.907	25.153	1:12.060	98.87	0.897	16:15:12.145	

P3		98		Rick DICKINSON		Ducati PANIGALE V4 - MotorcycleRaceParts.co.uk	
IDEAL LAP TIME : 1:11.361		BEST LAP TIME : 1:11.363		DIFFERENCE : 0.002			
LAP	SECTOR 1	SECTOR 2	LAP TIME	MPH	DIFF	TIME OF DAY	
1 -		25.566	1:17.068	92.44	5.705	16:02:03.231	
2 -	46.527	24.836	1:11.363 (1)	99.83		16:03:14.594	
3 -	46.546	25.124	1:11.670 (3)	99.40	0.307	16:04:26.264	
4 -	47.443	24.971	1:12.414	98.38	1.051	16:05:38.678	
5 -	46.981	24.922	1:11.903	99.08	0.540	16:06:50.581	
6 -	46.727	24.834	1:11.561 (2)	99.56	0.198	16:08:02.142	
7 -	47.036	24.919	1:11.955	99.01	0.592	16:09:14.097	
8 -	46.888	25.386	1:12.274	98.57	0.911	16:10:26.371	
9 -	46.840	25.032	1:11.872	99.12	0.509	16:11:38.243	
10 -	47.072	24.931	1:12.003	98.94	0.640	16:12:50.246	
11 -	47.481	25.260	1:12.741	97.94	1.378	16:14:02.987	
12 -	47.703	25.693	1:13.396	97.07	2.033	16:15:16.383	

BMCRC - MRO Championships 2022 - Rnd 8 @ Donington Park National

Reactive Parts MRO Powerbikes inc Clubman 1000

RACE 18 - SECTOR ANALYSIS



SECTOR 1 = FL to I1, SECTOR 2 = I1 to FL, DIFF = Difference To Personal Best Lap, P = Crossed Finish Line in Pit Lane, D = Time Disallowed

P4 188		Dawid KRAWIECKI		Yamaha R1 - Code Blue LTD & D A East Electrical		
IDEAL LAP TIME : 1:11.429		BEST LAP TIME : 1:11.429		DIFFERENCE : 0.000		
LAP	SECTOR 1	SECTOR 2	LAP TIME	MPH	DIFF	TIME OF DAY
1 -		25.234	1:16.451	93.19	5.022	16:02:02.614
2 -	46.937	24.492	1:11.429 (1)	99.74		16:03:14.043
3 -	47.317	25.134	1:12.451	98.33	1.022	16:04:26.494
4 -	47.622	25.264	1:12.886	97.75	1.457	16:05:39.380
5 -	47.250	24.990	1:12.240	98.62	0.811	16:06:51.620
6 -	47.253	24.918	1:12.171 (3)	98.71	0.742	16:08:03.791
7 -	47.072	25.165	1:12.237	98.62	0.808	16:09:16.028
8 -	47.087	25.281	1:12.368	98.45	0.939	16:10:28.396
9 -	47.019	25.135	1:12.154 (2)	98.74	0.725	16:11:40.550
10 -	47.510	25.032	1:12.542	98.21	1.113	16:12:53.092
11 -	47.299	25.052	1:12.351	98.47	0.922	16:14:05.443
12 -	47.520	25.428	1:12.948	97.66	1.519	16:15:18.391

P5 53 C		Seamus McGLYNN		Yamaha R1 -		
IDEAL LAP TIME : 1:12.972		BEST LAP TIME : 1:12.972		DIFFERENCE : 0.000		
LAP	SECTOR 1	SECTOR 2	LAP TIME	MPH	DIFF	TIME OF DAY
1 -		25.733	1:18.737	90.48	5.765	16:02:04.900
2 -	47.861	25.638	1:13.499 (3)	96.93	0.527	16:03:18.399
3 -	48.195	26.015	1:14.210	96.00	1.238	16:04:32.609
4 -	48.265	25.854	1:14.119	96.12	1.147	16:05:46.728
5 -	48.553	25.604	1:14.157	96.07	1.185	16:07:00.885
6 -	48.273	25.486	1:13.759	96.59	0.787	16:08:14.644
7 -	47.846	25.126	1:12.972 (1)	97.63		16:09:27.616
8 -	47.914	25.645	1:13.559	96.85	0.587	16:10:41.175
9 -	48.278	25.370	1:13.648	96.73	0.676	16:11:54.823
10 -	48.056	25.372	1:13.428 (2)	97.02	0.456	16:13:08.251
11 -	48.553	25.419	1:13.972	96.31	1.000	16:14:22.223
12 -	48.087	25.684	1:13.771	96.57	0.799	16:15:35.994

P6 110 C		Michael CLARKE		Yamaha R1 - BIKEBASE - MX5 PARTS WAREHOUSE		
IDEAL LAP TIME : 1:13.336		BEST LAP TIME : 1:13.526		DIFFERENCE : 0.190		
LAP	SECTOR 1	SECTOR 2	LAP TIME	MPH	DIFF	TIME OF DAY
1 -		25.710	1:19.608	89.49	6.082	16:02:05.771
2 -	48.463	26.442	1:14.905	95.11	1.379	16:03:20.676
3 -	48.391	25.728	1:14.119	96.12	0.593	16:04:34.795
4 -	48.228	25.750	1:13.978	96.30	0.452	16:05:48.773
5 -	47.984	25.542	1:13.526 (1)	96.89		16:07:02.299
6 -	47.931	25.893	1:13.824 (3)	96.50	0.298	16:08:16.123
7 -	48.492	25.508	1:14.000	96.27	0.474	16:09:30.123
8 -	48.185	25.644	1:13.829	96.50	0.303	16:10:43.952
9 -	48.144	25.405	1:13.549 (2)	96.86	0.023	16:11:57.501
10 -	48.027	25.798	1:13.825	96.50	0.299	16:13:11.326
11 -	49.122	25.971	1:15.093	94.87	1.567	16:14:26.419
12 -	49.098	26.478	1:15.576	94.27	2.050	16:15:41.995

BMCRC - MRO Championships 2022 - Rnd 8 @ Donington Park National

Reactive Parts MRO Powerbikes inc Clubman 1000

RACE 18 - SECTOR ANALYSIS



SECTOR 1 = FL to I1, SECTOR 2 = I1 to FL, DIFF = Difference To Personal Best Lap, P = Crossed Finish Line in Pit Lane, D = Time Disallowed

P7 334 C		Anthony BRANDISH		Suzuki GSXR 1000 - BW bespoke developments ltd		
IDEAL LAP TIME : 1:13.014		BEST LAP TIME : 1:13.441		DIFFERENCE : 0.427		
LAP	SECTOR 1	SECTOR 2	LAP TIME	MPH	DIFF	TIME OF DAY
1 -		25.939	1:18.547	90.70	5.106	16:02:04.710
2 -	47.506	25.935	1:13.441 (1)	97.01		16:03:18.151
3 -	48.055	26.280	1:14.335	95.84	0.894	16:04:32.486
4 -	48.113	26.023	1:14.136	96.10	0.695	16:05:46.622
5 -	48.405	26.120	1:14.525	95.60	1.084	16:07:01.147
6 -	48.541	26.079	1:14.620	95.47	1.179	16:08:15.767
7 -	48.625	26.123	1:14.748	95.31	1.307	16:09:30.515
8 -	48.334	25.671	1:14.005 (3)	96.27	0.564	16:10:44.520
9 -	48.476	25.716	1:14.192	96.02	0.751	16:11:58.712
10 -	48.246	25.508	1:13.754 (2)	96.60	0.313	16:13:12.466
11 -	48.438	25.623	1:14.061	96.19	0.620	16:14:26.527
12 -	49.230	26.310	1:15.540	94.31	2.099	16:15:42.067

P8 60		Jack YOUNGE		Kawasaki ZX10R - Chase Timber products		
IDEAL LAP TIME : 1:13.354		BEST LAP TIME : 1:13.354		DIFFERENCE : 0.000		
LAP	SECTOR 1	SECTOR 2	LAP TIME	MPH	DIFF	TIME OF DAY
1 -		25.644	1:18.009	91.33	4.655	16:02:04.172
2 -	47.799	25.555	1:13.354 (1)	97.12		16:03:17.526
3 -	48.263	26.004	1:14.267 (2)	95.93	0.913	16:04:31.793
4 -	48.584	25.897	1:14.481	95.65	1.127	16:05:46.274
5 -	48.445	25.875	1:14.320	95.86	0.966	16:07:00.594
6 -	48.342	26.049	1:14.391	95.77	1.037	16:08:14.985
7 -	48.628	25.841	1:14.469	95.67	1.115	16:09:29.454
8 -	48.587	26.092	1:14.679	95.40	1.325	16:10:44.133
9 -	48.622	25.651	1:14.273 (3)	95.92	0.919	16:11:58.406
10 -	48.396	25.897	1:14.293	95.89	0.939	16:13:12.699
11 -	48.966	25.836	1:14.802	95.24	1.448	16:14:27.501
12 -	48.731	26.109	1:14.840	95.19	1.486	16:15:42.341

P9 333		Andrew HOUGHTON		BMW S1000RR - Bahnstormer BMW		
IDEAL LAP TIME : 1:14.238		BEST LAP TIME : 1:14.238		DIFFERENCE : 0.000		
LAP	SECTOR 1	SECTOR 2	LAP TIME	MPH	DIFF	TIME OF DAY
1 -		26.009	1:22.277	86.59	8.039	16:02:08.440
2 -	49.292	25.921	1:15.213	94.72	0.975	16:03:23.653
3 -	48.970	25.602	1:14.572 (2)	95.54	0.334	16:04:38.225
4 -	48.790	25.448	1:14.238 (1)	95.97		16:05:52.463
5 -	49.405	25.703	1:15.108	94.85	0.870	16:07:07.571
6 -	50.288	25.898	1:16.186	93.51	1.948	16:08:23.757
7 -	49.849	25.507	1:15.356	94.54	1.118	16:09:39.113
8 -	49.211	25.577	1:14.788	95.26	0.550	16:10:53.901
9 -	49.046	25.695	1:14.741 (3)	95.32	0.503	16:12:08.642
10 -	49.343	25.775	1:15.118	94.84	0.880	16:13:23.760
11 -	49.816	25.580	1:15.396	94.49	1.158	16:14:39.156
12 -	49.447	25.653	1:15.100	94.86	0.862	16:15:54.256

BMCRC - MRO Championships 2022 - Rnd 8 @ Donington Park National

Reactive Parts MRO Powerbikes inc Clubman 1000

RACE 18 - SECTOR ANALYSIS



SECTOR 1 = FL to I1, SECTOR 2 = I1 to FL, DIFF = Difference To Personal Best Lap, P = Crossed Finish Line in Pit Lane, D = Time Disallowed

P10 22 C		Phil ROOKE		Kawasaki ZX10R - GW HIGHWAYS & CLEARWAY TRAFFIC S			
IDEAL LAP TIME : 1:14.505		BEST LAP TIME : 1:14.790		DIFFERENCE : 0.285			
LAP	SECTOR 1	SECTOR 2	LAP TIME	MPH	DIFF	TIME OF DAY	
1 -		25.615	1:19.071	90.10	4.281	16:02:05.234	
2 -	49.331	25.959	1:15.290	94.62	0.500	16:03:20.524	
3 -	48.946	26.128	1:15.074 (3)	94.90	0.284	16:04:35.598	
4 -	49.686	25.801	1:15.487	94.38	0.697	16:05:51.085	
5 -	49.878	25.930	1:15.808	93.98	1.018	16:07:06.893	
6 -	50.387	26.048	1:16.435	93.21	1.645	16:08:23.328	
7 -	50.651	25.725	1:16.376	93.28	1.586	16:09:39.704	
8 -	50.350	25.559	1:15.909	93.85	1.119	16:10:55.613	
9 -	50.304	25.969	1:16.273	93.40	1.483	16:12:11.886	
10 -	50.099	25.797	1:15.896	93.87	1.106	16:13:27.782	
11 -	49.276	25.600	1:14.876 (2)	95.15	0.086	16:14:42.658	
12 -	49.199	25.591	1:14.790 (1)	95.26		16:15:57.448	

P11 86 C		Frederico LOPES		Yamaha R1 - FLR Procurement Ltd			
IDEAL LAP TIME : 1:14.356		BEST LAP TIME : 1:15.163		DIFFERENCE : 0.807			
LAP	SECTOR 1	SECTOR 2	LAP TIME	MPH	DIFF	TIME OF DAY	
1 -		26.313	1:21.457	87.46	6.294	16:02:07.620	
2 -	49.339	26.417	1:15.756	94.04	0.593	16:03:23.376	
3 -	48.810	26.474	1:15.284 (3)	94.63	0.121	16:04:38.660	
4 -	48.632	26.540	1:15.172 (2)	94.77	0.009	16:05:53.832	
5 -	49.650	26.306	1:15.956	93.79	0.793	16:07:09.788	
6 -	49.191	25.972	1:15.163 (1)	94.78		16:08:24.951	
7 -	49.477	25.888	1:15.365	94.53	0.202	16:09:40.316	
8 -	50.256	25.855	1:16.111	93.60	0.948	16:10:56.427	
9 -	49.845	25.724	1:15.569	94.27	0.406	16:12:11.996	
10 -	49.075	26.312	1:15.387	94.50	0.224	16:13:27.383	
11 -	49.483	26.328	1:15.811	93.97	0.648	16:14:43.194	
12 -	49.354	26.464	1:15.818	93.97	0.655	16:15:59.012	

P12 84 C		Tunc GUNERGUN		Aprilia RSV4 RF - 1 - BIKERSWORLD			
IDEAL LAP TIME : 1:14.571		BEST LAP TIME : 1:14.675		DIFFERENCE : 0.104			
LAP	SECTOR 1	SECTOR 2	LAP TIME	MPH	DIFF	TIME OF DAY	
1 -		25.908	1:20.653	88.33	5.978	16:02:06.816	
2 -	48.806	25.869	1:14.675 (1)	95.40		16:03:21.491	
3 -	48.983	25.945	1:14.928 (2)	95.08	0.253	16:04:36.419	
4 -	49.329	25.796	1:15.125 (3)	94.83	0.450	16:05:51.544	
5 -	49.843	25.938	1:15.781	94.01	1.106	16:07:07.325	
6 -	50.239	26.061	1:16.300	93.37	1.625	16:08:23.625	
7 -	50.587	25.765	1:16.352	93.31	1.677	16:09:39.977	
8 -	50.390	25.977	1:16.367	93.29	1.692	16:10:56.344	
9 -	50.337	25.857	1:16.194	93.50	1.519	16:12:12.538	
10 -	49.682	25.964	1:15.646	94.18	0.971	16:13:28.184	
11 -	49.385	25.936	1:15.321	94.59	0.646	16:14:43.505	
12 -	49.734	25.878	1:15.612	94.22	0.937	16:15:59.117	

BMCRC - MRO Championships 2022 - Rnd 8 @ Donington Park National

Reactive Parts MRO Powerbikes inc Clubman 1000

RACE 18 - SECTOR ANALYSIS



SECTOR 1 = FL to I1, SECTOR 2 = I1 to FL, DIFF = Difference To Personal Best Lap, P = Crossed Finish Line in Pit Lane, D = Time Disallowed

P13 46 C		Simon GATES		Yamaha YZF R1 - Canine Plus		
IDEAL LAP TIME : 1:14.621		BEST LAP TIME : 1:14.915		DIFFERENCE : 0.294		
LAP	SECTOR 1	SECTOR 2	LAP TIME	MPH	DIFF	TIME OF DAY
1 -		26.639	1:20.976	87.98	6.061	16:02:07.139
2 -	48.925	26.154	1:15.079 (3)	94.89	0.164	16:03:22.218
3 -	48.799	26.116	1:14.915 (1)	95.10		16:04:37.133
4 -	49.114	25.916	1:15.030 (2)	94.95	0.115	16:05:52.163
5 -	49.424	26.381	1:15.805	93.98	0.890	16:07:07.968
6 -	50.145	26.096	1:16.241	93.44	1.326	16:08:24.209
7 -	50.491	25.968	1:16.459	93.18	1.544	16:09:40.668
8 -	50.054	26.075	1:16.129	93.58	1.214	16:10:56.797
9 -	50.207	25.822	1:16.029	93.70	1.114	16:12:12.826
10 -	49.664	26.039	1:15.703	94.11	0.788	16:13:28.529
11 -	49.358	25.855	1:15.213	94.72	0.298	16:14:43.742
12 -	49.725	25.947	1:15.672	94.15	0.757	16:15:59.414

P14 57		Jason BURRILL		BMW S1000RR -		
IDEAL LAP TIME : 1:15.803		BEST LAP TIME : 1:15.972		DIFFERENCE : 0.169		
LAP	SECTOR 1	SECTOR 2	LAP TIME	MPH	DIFF	TIME OF DAY
1 -		26.806	1:22.866	85.97	6.894	16:02:09.029
2 -	49.668	26.304	1:15.972 (1)	93.77		16:03:25.001
3 -	49.976	26.558	1:16.534	93.09	0.562	16:04:41.535
4 -	49.808	26.306	1:16.114 (2)	93.60	0.142	16:05:57.649
5 -	50.070	26.135	1:16.205 (3)	93.49	0.233	16:07:13.854
6 -	50.247	26.252	1:16.499	93.13	0.527	16:08:30.353
7 -	50.506	26.564	1:17.070	92.44	1.098	16:09:47.423
8 -	50.216	26.457	1:16.673	92.92	0.701	16:11:04.096
9 -	50.283	26.503	1:16.786	92.78	0.814	16:12:20.882
10 -	50.646	26.565	1:17.211	92.27	1.239	16:13:38.093
11 -	50.742	26.929	1:17.671	91.72	1.699	16:14:55.764
12 -	51.607	27.436	1:19.043	90.13	3.071	16:16:14.807

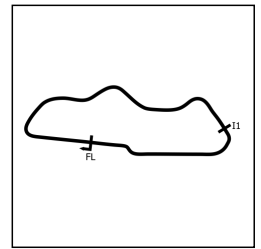
P15 48		Nicky WILSON		Suzuki GSXR 1000 - Demon GP/Haslemere Motorcycles		
IDEAL LAP TIME : 1:09.839		BEST LAP TIME : 1:10.286		DIFFERENCE : 0.447		
LAP	SECTOR 1	SECTOR 2	LAP TIME	MPH	DIFF	TIME OF DAY
1 -		24.963	1:15.236	94.69	4.950	16:02:01.399
2 -	46.472	24.488	1:10.960	100.40	0.674	16:03:12.359
3 -	45.634	24.755	1:10.389 (3)	101.21	0.103	16:04:22.748
4 -	45.502	24.784	1:10.286 (1)	101.36		16:05:33.034
5 -	45.757	24.534	1:10.291 (2)	101.35	0.005	16:06:43.325
6 -	45.955	24.620	1:10.575	100.95	0.289	16:07:53.900
7 -	45.946	24.505	1:10.451	101.12	0.165	16:09:04.351
8 -	46.113	24.337	1:10.450	101.13	0.164	16:10:14.801
9 -	46.113	24.623	1:10.736	100.72	0.450	16:11:25.537
10 -	45.886	24.638	1:10.524	101.02	0.238	16:12:36.061
11 -	45.939	24.672	1:10.611	100.89	0.325	16:13:46.672

P16 2		Peter BAKER		Kawasaki ZX10R - TJ & Peter Baker MC/Dodfrey Eng		
IDEAL LAP TIME : 1:11.741		BEST LAP TIME : 1:11.952		DIFFERENCE : 0.211		
LAP	SECTOR 1	SECTOR 2	LAP TIME	MPH	DIFF	TIME OF DAY
1 -		24.911	1:15.502	94.36	3.550	16:02:01.665
2 -	46.896	25.056	1:11.952 (1)	99.01		16:03:13.617
3 -	47.019	25.720	1:12.739	97.94	0.787	16:04:26.356
4 -	47.524	25.428	1:12.952	97.66	1.000	16:05:39.308
5 -	46.830	25.203	1:12.033 (3)	98.90	0.081	16:06:51.341
6 -	47.004	25.013	1:12.017 (2)	98.93	0.065	16:08:03.358
7 -	47.219	25.218	1:12.437	98.35	0.485	16:09:15.795
8 -	46.871	25.277	1:12.148	98.75	0.196	16:10:27.943
9 -	47.080	25.278	1:12.358	98.46	0.406	16:11:40.301
10 -	47.314	25.443	1:12.757	97.92	0.805	16:12:53.058
11 -	47.066	25.557	1:12.623	98.10	0.671	16:14:05.681

BMCRC - MRO Championships 2022 - Rnd 8 @ Donington Park National

Reactive Parts MRO Powerbikes inc Clubman 1000

RACE 18 - SECTOR ANALYSIS



SECTOR 1 = FL to I1, SECTOR 2 = I1 to FL, DIFF = Difference To Personal Best Lap, P = Crossed Finish Line in Pit Lane, D = Time Disallowed

P17 9		Luke DIXON		BMW S1000RR -		
IDEAL LAP TIME : 1:10.233		BEST LAP TIME : 1:10.281		DIFFERENCE : 0.048		
LAP	SECTOR 1	SECTOR 2	LAP TIME	MPH	DIFF	TIME OF DAY
1 -		25.066	1:15.040	94.94	4.759	16:02:01.203
2 -	46.172	24.571	1:10.743	100.71	0.462	16:03:11.946
3 -	45.845	24.654	1:10.499 (2)	101.06	0.218	16:04:22.445
4 -	45.662	24.619	1:10.281 (1)	101.37		16:05:32.726
5 -	45.915	24.587	1:10.502 (3)	101.05	0.221	16:06:43.228
6 -	46.284	24.673	1:10.957	100.40	0.676	16:07:54.185
7 -	45.877	24.753	1:10.630	100.87	0.349	16:09:04.815
8 -	45.988	40.775	1:26.763	82.11	16.482	16:10:31.578
9 -	46.088	24.612	1:10.700	100.77	0.419	16:11:42.278
10 -	46.082	25.026	1:11.108	100.19	0.827	16:12:53.386

P18 449 C		Luke WALLINGTON		Yamaha R1 4C8 - BW Bespoke Developments Ltd		
IDEAL LAP TIME : 1:12.171		BEST LAP TIME : 1:12.466		DIFFERENCE : 0.295		
LAP	SECTOR 1	SECTOR 2	LAP TIME	MPH	DIFF	TIME OF DAY
1 -		25.466	1:16.366	93.29	3.900	16:02:02.529
2 -	47.489	47.907	1:35.396	74.68	22.930	16:03:37.925
3 -	54.011	IN PIT	1:35.953 P	74.25	23.487	16:05:13.878
4 -	OUTLAP	25.173	2:47.735	42.47	1:35.269	16:08:01.614
5 -	1:04.127	25.301	1:29.428	79.66	16.962	16:09:31.042
6 -	50.223	27.976	1:18.199 (3)	91.10	5.733	16:10:49.241
7 -	47.020	25.820	1:12.840 (2)	97.81	0.374	16:12:02.081
8 -	47.315	25.151	1:12.466 (1)	98.31		16:13:14.547
9 -	51.740	IN PIT	1:26.235 P	82.61	13.769	16:14:40.782

P19 69		Craig BICKNELL		Suzuki GSXR - Onlyfans.com		
IDEAL LAP TIME : 1:17.019		BEST LAP TIME : 1:17.019		DIFFERENCE : 0.000		
LAP	SECTOR 1	SECTOR 2	LAP TIME	MPH	DIFF	TIME OF DAY
1 -		26.633	1:23.749	85.07	6.730	16:02:09.912
2 -	50.484	26.535	1:17.019 (1)	92.50		16:03:26.931
3 -	50.742	27.122	1:17.864 (3)	91.50	0.845	16:04:44.795
4 -	51.410	26.784	1:18.194	91.11	1.175	16:06:02.989
5 -	50.709	26.776	1:17.485 (2)	91.94	0.466	16:07:20.474
6 -	51.578	28.114	1:19.692	89.40	2.673	16:08:40.166
7 -	53.222	IN PIT	1:26.417 P	82.44	9.398	16:10:06.583

P20 71 C		Matt VENN		Ducati V2 -		
IDEAL LAP TIME : 1:15.842		BEST LAP TIME : 1:16.010		DIFFERENCE : 0.168		
LAP	SECTOR 1	SECTOR 2	LAP TIME	MPH	DIFF	TIME OF DAY
1 -		26.326	1:21.878	87.01	5.868	16:02:08.041
2 -	49.516	26.494	1:16.010 (1)	93.73		16:03:24.051
3 -	50.172	IN PIT	1:21.946 P	86.94	5.936	16:04:45.997

BMCRC - MRO Championships 2022 - Rnd 8 @ Donington Park National

Reactive Parts MRO Powerbikes inc Clubman 1000

RACE 18 - BEST SECTORS

SECTOR 1			SECTOR 2			IDEAL / BEST COMPARISON						
POS	NO	NAME	TIME	NO	NAME	TIME	POS	NO	NAME	IDEAL	BEST	DIFF
									PERFECT LAP	1:09.839		
1	48	WILSON	45.502	48	WILSON	24.337	1	48	WILSON	1:09.839	1:10.286	0.447
2	9	DIXON	45.662	188	KRAWIECKI	24.492	2	9	DIXON	1:10.233	1:10.281	0.048
3	5	MIDDLEMAS	46.040	9	DIXON	24.571	3	5	MIDDLEMAS	1:10.636	1:10.636	0.000
4	711	THORNTON	46.430	5	MIDDLEMAS	24.596	4	711	THORNTON	1:11.049	1:11.163	0.114
5	98	DICKINSON	46.527	711	THORNTON	24.619	5	98	DICKINSON	1:11.361	1:11.363	0.002
6	2	BAKER	46.830	98	DICKINSON	24.834	6	188	KRAWIECKI	1:11.429	1:11.429	0.000
7	188	KRAWIECKI	46.937	2	BAKER	24.911	7	2	BAKER	1:11.741	1:11.952	0.211
8	449	WALLINGTON	47.020	53	McGLYNN	25.126	8	449	WALLINGTON	1:12.171	1:12.466	0.295
9	334	BRANDISH	47.506	449	WALLINGTON	25.151	9	53	McGLYNN	1:12.972	1:12.972	0.000
10	60	YOUNGE	47.799	110	CLARKE	25.405	10	334	BRANDISH	1:13.014	1:13.441	0.427
11	53	McGLYNN	47.846	333	HOUGHTON	25.448	11	110	CLARKE	1:13.336	1:13.526	0.190
12	110	CLARKE	47.931	334	BRANDISH	25.508	12	60	YOUNGE	1:13.354	1:13.354	0.000
13	86	LOPES	48.632	60	YOUNGE	25.555	13	333	HOUGHTON	1:14.238	1:14.238	0.000
14	333	HOUGHTON	48.790	22	ROOKE	25.559	14	86	LOPES	1:14.356	1:15.163	0.807
15	46	GATES	48.799	86	LOPES	25.724	15	22	ROOKE	1:14.505	1:14.790	0.285
16	84	GUNERGUN	48.806	84	GUNERGUN	25.765	16	84	GUNERGUN	1:14.571	1:14.675	0.104
17	22	ROOKE	48.946	46	GATES	25.822	17	46	GATES	1:14.621	1:14.915	0.294
18	71	VENN	49.516	57	BURRILL	26.135	18	57	BURRILL	1:15.803	1:15.972	0.169
19	57	BURRILL	49.668	71	VENN	26.326	19	71	VENN	1:15.842	1:16.010	0.168
20	69	BICKNELL	50.484	69	BICKNELL	26.535	20	69	BICKNELL	1:17.019	1:17.019	0.000

BMCRC - MRO Championships 2022 - Rnd 8 @ Donington Park National

Reactive Parts MRO Powerbikes inc Clubman 1000

RACE 18 - STATISTICS

Competitors Started 20
Planned Start 2022-09-04 @ 16:30:00.000
Actual Start 2022-09-04 @ 16:00:46.162
Finish Time 2022-09-04 @ 16:15:08.236
Track Length 1.9790mi.
Total Laps 219
Total Distance Covered 433.4157mi.

Session Fastest Lap History

NO	CL	NAME	LAP TIME	TIME OF DAY	LAP	VEHICLE
9		Luke DIXON	1:10.743	16:03:11.967	2	BMW S1000RR
9		Luke DIXON	1:10.499	16:04:22.466	3	BMW S1000RR
48		Nicky WILSON	1:10.389	16:04:22.751	3	Suzuki GSXR 1000
9		Luke DIXON	1:10.281	16:05:32.748	4	BMW S1000RR

Session Leader History

NO	CL	NAME	FROM LAP	LAPS LED	DISTANCE	VEHICLE
9		Luke DIXON	1	5	9.85 miles	BMW S1000RR
48		Nicky WILSON	6	6	11.87 miles	Suzuki GSXR 1000
5		Sam MIDDLEMAS	12	1	1.97 miles	Suzuki GSXR1000

Flag History

TYPE	TIME OF DAY
GREEN	16:00:46.162
FINISH	16:15:08.236

Flag Statistics

TYPE	COUNT	TOTAL LAPS	TOTAL TIME
Green	1	12	15:59.952
Red	0	0	0.000
Safety Car	0	0	0.000
FCY	0	0	0.000

BMCRC - MRO Championships 2022 - Rnd 8 @ Donington Park National

Reactive Parts MRO Powerbikes inc Clubman 1000

RACE 18 - STATISTICS

CLASS :

11 Starters

Fastest Lap History

NO	NAME	LAP TIME	TIME OF DAY	LAP	VEHICLE
9	Luke DIXON	1:10.743	16:03:11.967	2	BMW S1000RR
9	Luke DIXON	1:10.499	16:04:22.466	3	BMW S1000RR
48	Nicky WILSON	1:10.389	16:04:22.751	3	Suzuki GSXR 1000
9	Luke DIXON	1:10.281	16:05:32.748	4	BMW S1000RR

Leader History

NO	NAME	FROM LAP	LAPS LED	DISTANCE	VEHICLE
9	Luke DIXON	1	5	9.85 miles	BMW S1000RR
48	Nicky WILSON	6	6	11.87 miles	Suzuki GSXR 1000
5	Sam MIDDLEMAS	12	1	1.97 miles	Suzuki GSXR1000

BMCRC - MRO Championships 2022 - Rnd 8 @ Donington Park National

Reactive Parts MRO Powerbikes inc Clubman 1000

RACE 18 - STATISTICS

CLASS : C

9 Starters

Fastest Lap History

NO	NAME	LAP TIME	TIME OF DAY	LAP	VEHICLE
334	Anthony BRANDISH	1:13.441	16:03:18.164	2	Suzuki GSXR 1000
53	Seamus McGLYNN	1:12.972	16:09:27.631	7	Yamaha R1
449	Luke WALLINGTON	1:12.840	16:12:02.092	7	Yamaha R1 4C8
449	Luke WALLINGTON	1:12.466	16:13:14.553	8	Yamaha R1 4C8

Leader History

NO	NAME	FROM LAP	LAPS LED	DISTANCE	VEHICLE
449	Luke WALLINGTON	1	1	1.94 miles	Yamaha R1 4C8
334	Anthony BRANDISH	2	3	5.93 miles	Suzuki GSXR 1000
53	Seamus McGLYNN	5	8	15.83 miles	Yamaha R1



L & W CONTRACTORS

BMCRC ROOKIE 600 & 1000



BMCRC-MRO Championships - Round 8
Donington Park National
3rd / 4th September 2022



Timing & Results Provided by Timing Solutions Ltd

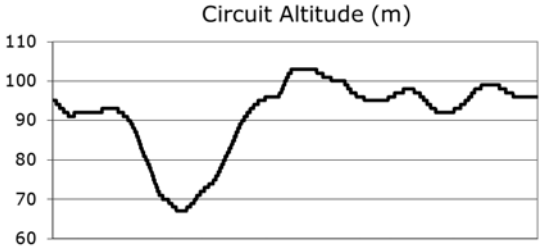
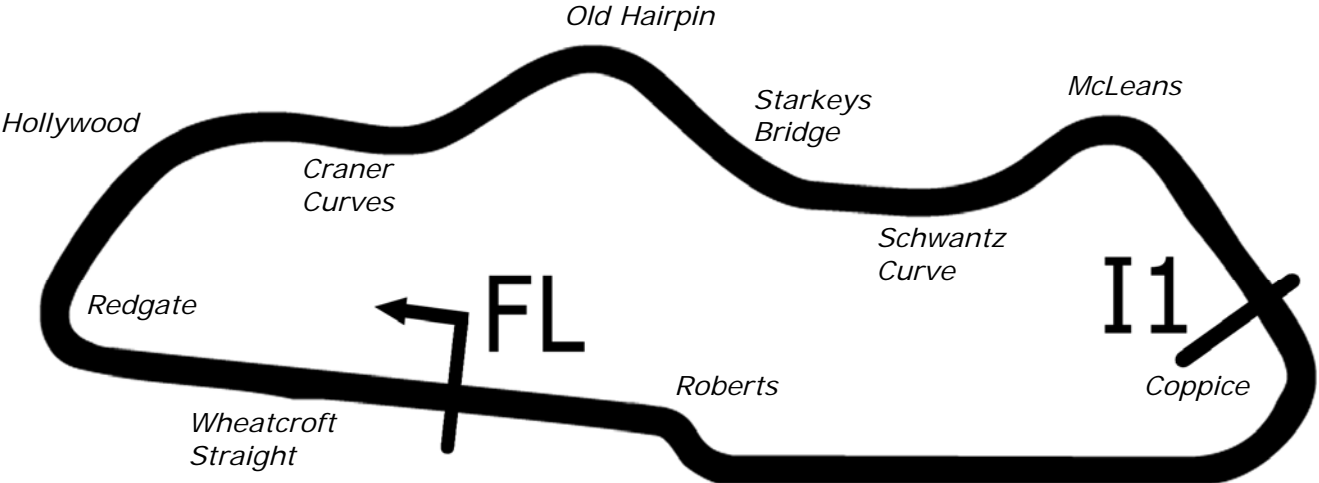
www.tsl-timing.com

Donington Park National



SPORTS TIMING

TIMING SOLUTIONS LTD



Length	1.9790 miles	3185.0 m	
FL		52.82971 N	1.37867 W
I1	2096m	52.82978 N	1.36508 W
Pit Entry	3100m	52.82951 N	1.37832 W
Pit Exit	229m after FL	52.82996 N	1.38205 W
Pit Entry–Pit Exit 256m, 18.4s @50kph, 15.3s @60kph			

All results available at www.tsl-timing.com

BMCRC - MRO Championships 2022 - Rnd 8 @ Donington Park National

BMCRC Rookie 600 & 1000

QUALIFYING - CLASSIFICATION



CONTRACTORS LTD

POS	NO	CL	PIC NAME	ENTRY	TIME	ON	LAPS	GAP	DIFF	MPH	
1	449	1000	1	Luke WALLINGTON	Yamaha R1 4C8 - BW Bespoke Developments Ltd	1:13.144	9	9		97.40	
2	224	1000	2	Lee HEALEY	Suzuki GSXR 1000R - F-Tech Fire & Electrical Ltd / Ark	1:14.018	10	10	0.874	0.874	96.25
3	29	600	1	Michael SHEPPHARD	Kawasaki ZX6R - RTR Performance, KRS Solutions	1:14.833	9	10	1.689	0.815	95.20
4	334	1000	3	Anthony BRANDISH	Suzuki GSXR 1000 - BW bespoke developments ltd	1:15.111	10	10	1.967	0.278	94.85
5	23	1000	4	Harry HINCHCLIFFE	Kawasaki ZX10R GEN 4 -	1:15.443	8	8	2.299	0.332	94.43
6	87	1000	5	Karl THOMPSON	Yamaha R1 - #Teamrace	1:15.547	9	9	2.403	0.104	94.30
7	149	1000	6	David WILKINS	Yamaha R1 - TwoClicksOut Racing	1:15.788	4	9	2.644	0.241	94.00
8	141	600	2	Henry ROSS	Yamaha R6 -	1:15.970	4	8	2.826	0.181	93.78
9	36	1000	7	Alan MORGAN	Suzuki GSXR 1000 - Little Duck Racing	1:16.232	10	10	3.088	0.262	93.45
10	56	1000	8	Paul HARRIS	Kawasaki ZX10R - Nhr Neil Harris Racing	1:16.272	8	9	3.128	0.040	93.41
11	929	600	3	Aaron DAYKIN	Yamaha R6 - Quadros Financial Solutions LTD	1:16.368	2	4	3.224	0.096	93.29
12	69	1000	9	Alfie COKER	Kawasaki ZX10RR - Elmech Racing	1:16.603	7	8	3.459	0.235	93.00
13	187	1000	10	Scott DERMOTT	Yamaha R1 - TwoClicksOut Racing	1:16.794	8	9	3.650	0.191	92.77
14	34	1000	11	Ben CHEESEMAN	Kawasaki ZX10RR - BCH Services Kent Ltd	1:17.240	10	10	4.096	0.446	92.24
15	81	1000	12	Dan HARTLE	Yamaha R1 - #Teamrace	1:17.755	7	9	4.611	0.515	91.62
16	222	1000	13	Daniel MERCER	Honda CBR1000RR - Desperate Dan Racing	1:18.094	5	10	4.950	0.339	91.23
17	120	600	4	James GOWER	Yamaha R6 - TeamRubyRacing	1:18.147	10	10	5.003	0.053	91.16
18	46	600	5	Pete MARSH	Kawasaki ZX6R - Zipped Up Racing	1:18.283	8	9	5.139	0.136	91.01
19	41	600	6	Toby COOK	Triumph DAYTONA - Brixham Bodyworks	1:18.348	8	8	5.204	0.065	90.93
20	45	1000	14	Glenn SMITH	Kawasaki ZX10R - Team Blumpkin Racing	1:18.403	10	10	5.259	0.055	90.87
21	37	1000	15	Adam DAVEY	BMW S1000RR -	1:18.788	3	4	5.644	0.385	90.42
22	58	600	7	Paul NICHOLAS	Yamaha YZF R6 - MARLEY COMMS	1:18.924	3	9	5.780	0.136	90.27
23	96	1000	16	Pete SCOTT	Suzuki GSXR750 - South Hill MOT Centre	1:19.570	8	9	6.426	0.646	89.53
24	320	600	8	Will HOPKINS	Kawasaki ZX6R - WH RACING	1:19.647	4	4	6.503	0.077	89.45
25	885	600	9	Oliver HOBBS	Kawasaki ZX6R - Skyline Roofing centres	1:19.678	7	9	6.534	0.031	89.41
26	50	1000	17	Jason PAES	Aprilia RSV4 -	1:19.697	8	9	6.553	0.019	89.39
27	281	1000	18	Daniel FARLEY	Suzuki GSXR - F-TECH FIRE & ELECTRICAL LTD	1:19.862	9	10	6.718	0.165	89.21
28	42	600	10	Kai EVANS	Kawasaki ZX6R - CBS Ltd Construction and Engineeri	1:20.156	3	3	7.012	0.294	88.88
29	888	1000	19	Paul FAGG	Yamaha R1 4C8 - OnlyFans	1:20.450	4	4	7.306	0.294	88.55
30	7	1000	20	Steve WALLINGTON	Aprilia RSV4 -	1:20.685	9	9	7.541	0.235	88.30
31	274	1000	21	Stewart LATIMER	Suzuki GSXR1000 R - Fat Bloke Racing RR	1:21.070	4	9	7.926	0.385	87.88
32	126	600	11	Rhys SNOOK	Yamaha R6 - RES Ventures	1:21.155	9	9	8.011	0.085	87.79
33	28	600	12	Tom WALKER	Honda CBR600RR -	1:21.228	4	4	8.084	0.073	87.71
34	43	600	13	Paul NIELD	Honda CBR600RR -	1:21.687	4	9	8.543	0.459	87.21
35	155	600	14	Eliot SMITH	Honda CBR600RR - Pro-Moto Europe Ltd	1:23.389	8	9	10.245	1.702	85.43
36	84	1000	22	Colin MCPHERSON	Kawasaki ZX10R -	1:24.895	4	9	11.751	1.506	83.92
37	4	600	15	Kallum BEDWELL	Suzuki GSXR - KB	1:25.190	7	8	12.046	0.295	83.63
38	444	600	16	Micheal HANRAHAN	Yamaha R600 - T G CAD SERVICES/ G and g mobility	1:27.464	3	4	14.320	2.274	81.45

Weather / Track : Bright / Dry

These results are provisional until the conclusion of any judicial and technical matters.

Donington Park National: 1.9790 miles
Date: 03/09/2022 Start: 11:14 Finish: 11:43

Clerk Of Course :	Stewards :	Timekeeper : <i>Craig Smith</i>
-------------------	------------	------------------------------------

Results can be found at www.tsl-timing.com

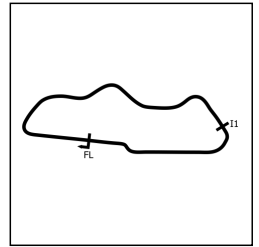
Printed - 11:45 Saturday, 03 September 2022



BMCRC - MRO Championships 2022 - Rnd 8 @ Donington Park National

BMCRC Rookie 600 & 1000

QUALIFYING - SECTOR ANALYSIS



SECTOR 1 = FL to I1, SECTOR 2 = I1 to FL, DIFF = Difference To Personal Best Lap, P = Crossed Finish Line in Pit Lane, D = Time Disallowed

P1		449	1000	Luke WALLINGTON		Yamaha R1 4C8 - BW Bespoke Developments Ltd			
IDEAL LAP TIME :		1:13.108		BEST LAP TIME :		1:13.144		DIFFERENCE : 0.036	
LAP	SECTOR 1	SECTOR 2	LAP TIME	MPH	DIFF	TIME OF DAY			
1 -	50.123	31.735	1:21.858	87.03	8.714	11:16:45.343			
2 -	53.374	27.468	1:20.842	88.13	7.698	11:18:06.185			
3 -	50.416	25.713	1:16.129	93.58	2.985	11:19:22.314			
4 -	49.788	26.563	1:16.351	93.31	3.207	11:20:38.665			
5 -			17:54.308	6.63	16:41.164	11:38:32.973			
6 -	50.617	26.017	1:16.634	92.96	3.490	11:39:49.607			
7 -	48.288	25.860	1:14.148 (3)	96.08	1.004	11:41:03.755			
8 -	48.193	25.273	1:13.466 (2)	96.97	0.322	11:42:17.221			
9 -	47.835	25.309	1:13.144 (1)	97.40		11:43:30.365			

P2		224	1000	Lee HEALEY		Suzuki GSXR 1000R - F-Tech Fire & Electrical Ltd / Ark Joinery			
IDEAL LAP TIME :		1:14.018		BEST LAP TIME :		1:14.018		DIFFERENCE : 0.000	
LAP	SECTOR 1	SECTOR 2	LAP TIME	MPH	DIFF	TIME OF DAY			
1 -	55.125	27.324	1:22.449	86.41	8.431	11:16:20.105			
2 -	51.232	26.260	1:17.492	91.94	3.474	11:17:37.597			
3 -	50.208	26.746	1:16.954	92.58	2.936	11:18:54.551			
4 -	49.993	26.029	1:16.022	93.71	2.004	11:20:10.573			
5 -	49.358	26.152	1:15.510 (3)	94.35	1.492	11:21:26.083			
6 -	1:04.185		16:59.317	6.98	15:45.299	11:38:25.400			
7 -	52.966	27.716	1:20.682	88.30	6.664	11:39:46.082			
8 -	50.464	26.467	1:16.931	92.61	2.913	11:41:03.013			
9 -	49.487	26.015	1:15.502 (2)	94.36	1.484	11:42:18.515			
10 -	48.644	25.374	1:14.018 (1)	96.25		11:43:32.533			

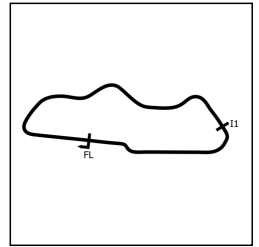
P3		29	600	Michael SHEPPHARD		Kawasaki ZX6R - RTR Performance, KRS Solutions			
IDEAL LAP TIME :		1:14.833		BEST LAP TIME :		1:14.833		DIFFERENCE : 0.000	
LAP	SECTOR 1	SECTOR 2	LAP TIME	MPH	DIFF	TIME OF DAY			
1 -	54.774	28.018	1:22.792	86.05	7.959	11:16:33.731			
2 -	50.740	27.646	1:18.386	90.89	3.553	11:17:52.117			
3 -	50.942	27.402	1:18.344	90.94	3.511	11:19:10.461			
4 -	49.464	26.222	1:15.686 (3)	94.13	0.853	11:20:26.147			
5 -	50.057	27.698	1:17.755	91.62	2.922	11:21:43.902			
6 -		IN PIT	17:19.029 P	6.85	16:04.196	11:39:02.931			
7 -	OUTLAP	26.570	1:33.641	76.08	18.808	11:40:36.572			
8 -	49.187	26.186	1:15.373 (2)	94.52	0.540	11:41:51.945			
9 -	48.992	25.841	1:14.833 (1)	95.20		11:43:06.778			
10 -	54.666	IN PIT	1:34.082 P	75.72	19.249	11:44:40.860			

P4		334	1000	Anthony BRANDISH		Suzuki GSXR 1000 - BW bespoke developments ltd			
IDEAL LAP TIME :		1:14.889		BEST LAP TIME :		1:15.111		DIFFERENCE : 0.222	
LAP	SECTOR 1	SECTOR 2	LAP TIME	MPH	DIFF	TIME OF DAY			
1 -	50.021	26.378	1:16.399	93.25	1.288	11:16:08.549			
2 -	50.511	26.274	1:16.785	92.78	1.674	11:17:25.334			
3 -	49.369	26.198	1:15.567 (3)	94.28	0.456	11:18:40.901			
4 -	50.086	26.061	1:16.147	93.56	1.036	11:19:57.048			
5 -	49.734	25.967	1:15.701	94.11	0.590	11:21:12.749			
6 -	54.757		17:21.591	6.84	16:06.480	11:38:34.340			
7 -	51.749	26.499	1:18.248	91.05	3.137	11:39:52.588			
8 -	50.854	27.109	1:17.963	91.38	2.852	11:41:10.551			
9 -	49.214	26.168	1:15.382 (2)	94.51	0.271	11:42:25.933			
10 -	48.922	26.189	1:15.111 (1)	94.85		11:43:41.044			

BMCRC - MRO Championships 2022 - Rnd 8 @ Donington Park National

BMCRC Rookie 600 & 1000

QUALIFYING - SECTOR ANALYSIS



SECTOR 1 = FL to I1, SECTOR 2 = I1 to FL, DIFF = Difference To Personal Best Lap, P = Crossed Finish Line in Pit Lane, D = Time Disallowed

P5		23 1000		Harry HINCHCLIFFE		Kawasaki ZX10R GEN 4 -	
IDEAL LAP TIME : 1:15.087		BEST LAP TIME : 1:15.443		DIFFERENCE : 0.356			
LAP	SECTOR 1	SECTOR 2	LAP TIME	MPH	DIFF	TIME OF DAY	
1 -	54.606	27.784	1:22.390	86.47	6.947	11:16:47.025	
2 -	52.027	26.779	1:18.806	90.40	3.363	11:18:05.831	
3 -	51.179	26.468	1:17.647	91.75	2.204	11:19:23.478	
4 -	49.193	26.436	1:15.629 (2)	94.20	0.186	11:20:39.107	
5 -		IN PIT	18:53.167 P	6.28	17:37.724	11:39:32.274	
6 -	OUTLAP	27.021	1:32.395	77.11	16.952	11:41:04.669	
7 -	50.344	25.995	1:16.339 (3)	93.32	0.896	11:42:21.008	
8 -	49.549	25.894	1:15.443 (1)	94.43		11:43:36.451	

P6		87 1000		Karl THOMPSON		Yamaha R1 - #Teamrace	
IDEAL LAP TIME : 1:15.547		BEST LAP TIME : 1:15.547		DIFFERENCE : 0.000			
LAP	SECTOR 1	SECTOR 2	LAP TIME	MPH	DIFF	TIME OF DAY	
1 -	57.900	29.152	1:27.052	81.84	11.505	11:16:57.324	
2 -	52.924	27.744	1:20.668	88.32	5.121	11:18:17.992	
3 -	51.504	27.496	1:19.000	90.18	3.453	11:19:36.992	
4 -	50.739	26.364	1:17.103 (3)	92.40	1.556	11:20:54.095	
5 -	49.737		17:36.436	6.74	16:20.889	11:38:30.531	
6 -	53.423	26.783	1:20.206	88.82	4.659	11:39:50.737	
7 -	50.921	26.284	1:17.205	92.28	1.658	11:41:07.942	
8 -	49.618	26.479	1:16.097 (2)	93.62	0.550	11:42:24.039	
9 -	49.530	26.017	1:15.547 (1)	94.30		11:43:39.586	

P7		149 1000		David WILKINS		Yamaha R1 - TwoClicksOut Racing	
IDEAL LAP TIME : 1:15.788		BEST LAP TIME : 1:15.788		DIFFERENCE : 0.000			
LAP	SECTOR 1	SECTOR 2	LAP TIME	MPH	DIFF	TIME OF DAY	
1 -	53.219	26.858	1:20.077	88.97	4.288	11:17:02.778	
2 -	50.740	26.366	1:17.106	92.40	1.317	11:18:19.884	
3 -	51.144	27.442	1:18.586	90.65	2.798	11:19:38.470	
4 -	49.636	26.152	1:15.788 (1)	94.00		11:20:54.259	
5 -	50.213		17:43.971	6.69	16:28.182	11:38:38.230	
6 -	52.434	26.806	1:19.240	89.91	3.451	11:39:57.470	
7 -	50.897	26.574	1:17.471	91.96	1.682	11:41:14.941	
8 -	49.916	26.358	1:16.274 (2)	93.40	0.485	11:42:31.215	
9 -	50.078	26.252	1:16.330 (3)	93.33	0.541	11:43:47.545	

P8		141 600		Henry ROSS		Yamaha R6 -	
IDEAL LAP TIME : 1:15.800		BEST LAP TIME : 1:15.970		DIFFERENCE : 0.170			
LAP	SECTOR 1	SECTOR 2	LAP TIME	MPH	DIFF	TIME OF DAY	
1 -	53.583	27.732	1:21.315	87.61	5.345	11:17:26.911	
2 -	50.502	26.874	1:17.376	92.07	1.406	11:18:44.287	
3 -	49.634	26.349	1:15.983 (2)	93.76	0.013	11:20:00.270	
4 -	49.573	26.397	1:15.970 (1)	93.78		11:21:16.240	
5 -	52.560	IN PIT	18:23.101 P	6.45	17:07.131	11:39:39.341	
6 -	OUTLAP	27.112	1:41.226	70.38	25.256	11:41:20.567	
7 -	50.138	26.227	1:16.365 (3)	93.29	0.395	11:42:36.932	
8 -	50.666	27.356	1:18.022	91.31	2.052	11:43:54.954	

BMCRC - MRO Championships 2022 - Rnd 8 @ Donington Park National

BMCRC Rookie 600 & 1000

QUALIFYING - SECTOR ANALYSIS



SECTOR 1 = FL to I1, SECTOR 2 = I1 to FL, DIFF = Difference To Personal Best Lap, P = Crossed Finish Line in Pit Lane, D = Time Disallowed

P9 36 1000 Alan MORGAN			Suzuki GSXR 1000 - Little Duck Racing			
IDEAL LAP TIME : 1:16.232		BEST LAP TIME : 1:16.232		DIFFERENCE : 0.000		
LAP	SECTOR 1	SECTOR 2	LAP TIME	MPH	DIFF	TIME OF DAY
1 -	53.131	28.968	1:22.099	86.78	5.867	11:16:18.474
2 -	51.772	27.215	1:18.987	90.20	2.755	11:17:37.461
3 -	50.780	27.432	1:18.212	91.09	1.980	11:18:55.673
4 -	51.398	27.147	1:18.545	90.70	2.313	11:20:14.218
5 -	49.900	26.804	1:16.704 (2)	92.88	0.472	11:21:30.922
6 -	1:01.559		16:55.816	7.01	15:39.584	11:38:26.738
7 -	51.870	27.204	1:19.074	90.10	2.842	11:39:45.812
8 -	50.065	26.745	1:16.810 (3)	92.75	0.578	11:41:02.622
9 -	50.664	26.526	1:17.190	92.30	0.958	11:42:19.812
10 -	49.801	26.431	1:16.232 (1)	93.45		11:43:36.044

P10 56 1000 Paul HARRIS			Kawasaki ZX10R - Nhr Neil Harris Racing			
IDEAL LAP TIME : 1:15.943		BEST LAP TIME : 1:16.272		DIFFERENCE : 0.329		
LAP	SECTOR 1	SECTOR 2	LAP TIME	MPH	DIFF	TIME OF DAY
1 -	59.290	IN PIT	1:35.514 P	74.59	19.242	11:16:45.042
2 -	OUTLAP	27.020	1:40.145	71.14	23.873	11:18:25.187
3 -	50.302	26.224	1:16.526 (3)	93.10	0.254	11:19:41.713
4 -	52.387	27.630	1:20.017	89.03	3.745	11:21:01.730
5 -	50.419		17:33.212	6.76	16:16.940	11:38:34.942
6 -	56.369	IN PIT	1:26.763 P	82.11	10.491	11:40:01.705
7 -	OUTLAP	27.323	1:31.831	77.58	15.559	11:41:33.536
8 -	49.719	26.553	1:16.272 (1)	93.41		11:42:49.808
9 -	50.013	26.275	1:16.288 (2)	93.39	0.016	11:44:06.096

P11 929 600 Aaron DAYKIN			Yamaha R6 - Quadros Financial Solutions LTD			
IDEAL LAP TIME : 1:15.318		BEST LAP TIME : 1:16.368		DIFFERENCE : 1.050		
LAP	SECTOR 1	SECTOR 2	LAP TIME	MPH	DIFF	TIME OF DAY
1 -	52.747	28.255	1:21.002	87.95	4.634	11:16:25.621
2 -	49.843	26.525	1:16.368 (1)	93.29		11:17:41.989
3 -	51.014	27.267	1:18.281 (3)	91.01	1.913	11:19:00.270
4 -	50.670	26.230	1:16.900 (2)	92.64	0.532	11:20:17.170

P12 69 1000 Alfie COKER			Kawasaki ZX10RR - Elmech Racing			
IDEAL LAP TIME : 1:16.603		BEST LAP TIME : 1:16.603		DIFFERENCE : 0.000		
LAP	SECTOR 1	SECTOR 2	LAP TIME	MPH	DIFF	TIME OF DAY
1 -	54.757	27.193	1:21.950	86.93	5.347	11:17:00.565
2 -	50.784	26.970	1:17.754	91.63	1.151	11:18:18.319
3 -	50.636	26.717	1:17.353 (2)	92.10	0.750	11:19:35.672
4 -	50.844	27.028	1:17.872	91.49	1.269	11:20:53.544
5 -	50.681	IN PIT	18:45.058 P	6.33	17:28.455	11:39:38.602
6 -	OUTLAP	27.334	1:42.825	69.28	26.222	11:41:21.427
7 -	50.049	26.554	1:16.603 (1)	93.00		11:42:38.030
8 -	50.305	27.073	1:17.378 (3)	92.07	0.775	11:43:55.408

P13 187 1000 Scott DERMOTT			Yamaha R1 - TwoClicksOut Racing			
IDEAL LAP TIME : 1:15.684		BEST LAP TIME : 1:16.794		DIFFERENCE : 1.110		
LAP	SECTOR 1	SECTOR 2	LAP TIME	MPH	DIFF	TIME OF DAY
1 -	54.973	28.348	1:23.321	85.50	6.527	11:17:01.198
2 -	51.162	26.926	1:18.088	91.23	1.294	11:18:19.286
3 -	52.001	28.400	1:20.401	88.61	3.607	11:19:39.687
4 -	51.441	26.069	1:17.510 (3)	91.91	0.716	11:20:57.197
5 -	51.817		17:41.116	6.71	16:24.322	11:38:38.313
6 -	53.420	28.153	1:21.573	87.34	4.779	11:39:59.886
7 -	51.080	27.348	1:18.428	90.84	1.634	11:41:18.314
8 -	49.615	27.179	1:16.794 (1)	92.77		11:42:35.108
9 -	50.485	27.008	1:17.493 (2)	91.93	0.699	11:43:52.601

BMCRC - MRO Championships 2022 - Rnd 8 @ Donington Park National

BMCRC Rookie 600 & 1000

QUALIFYING - SECTOR ANALYSIS



SECTOR 1 = FL to I1, SECTOR 2 = I1 to FL, DIFF = Difference To Personal Best Lap, P = Crossed Finish Line in Pit Lane, D = Time Disallowed

P14		34 1000		Ben CHEESEMAN		Kawasaki ZX10RR - BCH Services Kent Ltd	
IDEAL LAP TIME : 1:17.240		BEST LAP TIME : 1:17.240		DIFFERENCE : 0.000			
LAP	SECTOR 1	SECTOR 2	LAP TIME	MPH	DIFF	TIME OF DAY	
1 -	58.886	28.710	1:27.596	81.33	10.356	11:16:28.567	
2 -	52.075	27.507	1:19.582	89.52	2.342	11:17:48.149	
3 -	51.111	27.114	1:18.225 (2)	91.07	0.985	11:19:06.374	
4 -	51.778	27.070	1:18.848 (3)	90.35	1.608	11:20:25.222	
5 -	51.039	27.942	1:18.981	90.20	1.741	11:21:44.203	
6 -			16:48.441	7.06	15:31.201	11:38:32.644	
7 -	55.202	27.502	1:22.704	86.14	5.464	11:39:55.348	
8 -	52.595	27.400	1:19.995	89.06	2.755	11:41:15.343	
9 -	51.518	27.777	1:19.295	89.84	2.055	11:42:34.638	
10 -	50.621	26.619	1:17.240 (1)	92.24		11:43:51.878	

P15		81 1000		Dan HARTLE		Yamaha R1 - #Teamrace	
IDEAL LAP TIME : 1:17.184		BEST LAP TIME : 1:17.755		DIFFERENCE : 0.571			
LAP	SECTOR 1	SECTOR 2	LAP TIME	MPH	DIFF	TIME OF DAY	
1 -	53.091	30.558	1:23.649	85.17	5.894	11:16:41.122	
2 -	53.175	28.167	1:21.342	87.58	3.587	11:18:02.464	
3 -	51.506	27.228	1:18.734	90.49	0.979	11:19:21.198	
4 -	51.325	27.306	1:18.631	90.60	0.876	11:20:39.829	
5 -			17:54.600	6.63	16:36.845	11:38:34.429	
6 -	52.892	27.599	1:20.491	88.51	2.736	11:39:54.920	
7 -	50.302	27.453	1:17.755 (1)	91.62		11:41:12.675	
8 -	51.075	27.265	1:18.340 (3)	90.94	0.585	11:42:31.015	
9 -	51.307	26.882	1:18.189 (2)	91.12	0.434	11:43:49.204	

P16		222 1000		Daniel MERCER		Honda CBR1000RR - Desperate Dan Racing	
IDEAL LAP TIME : 1:18.094		BEST LAP TIME : 1:18.094		DIFFERENCE : 0.000			
LAP	SECTOR 1	SECTOR 2	LAP TIME	MPH	DIFF	TIME OF DAY	
1 -	55.675	27.769	1:23.444	85.38	5.350	11:16:20.987	
2 -	52.325	26.941	1:19.266 (2)	89.88	1.172	11:17:40.253	
3 -	53.126	29.932	1:23.058	85.77	4.964	11:19:03.311	
4 -	55.377	28.001	1:23.378	85.44	5.284	11:20:26.689	
5 -	51.245	26.849	1:18.094 (1)	91.23		11:21:44.783	
6 -			16:52.385	7.03	15:34.291	11:38:37.168	
7 -	56.081	30.454	1:26.535	82.33	8.441	11:40:03.703	
8 -	53.172	27.668	1:20.840	88.13	2.746	11:41:24.543	
9 -	52.522	27.240	1:19.762 (3)	89.32	1.668	11:42:44.305	
10 -	52.464	27.358	1:19.822	89.25	1.728	11:44:04.127	

P17		120 600		James GOWER		Yamaha R6 - TeamRubyRacing	
IDEAL LAP TIME : 1:17.832		BEST LAP TIME : 1:18.147		DIFFERENCE : 0.315			
LAP	SECTOR 1	SECTOR 2	LAP TIME	MPH	DIFF	TIME OF DAY	
1 -	55.649	28.160	1:23.809	85.01	5.662	11:16:22.172	
2 -	51.566	27.203	1:18.769	90.44	0.622	11:17:40.941	
3 -	52.422	27.416	1:19.838	89.23	1.691	11:19:00.779	
4 -	51.193	27.223	1:18.416 (2)	90.85	0.269	11:20:19.195	
5 -	51.131	27.423	1:18.554 (3)	90.69	0.407	11:21:37.749	
6 -	1:00.586		16:51.907	7.04	15:33.760	11:38:29.656	
7 -	53.431	28.330	1:21.761	87.13	3.614	11:39:51.417	
8 -	52.156	28.291	1:20.447	88.56	2.300	11:41:11.864	
9 -	50.816	27.753	1:18.569	90.68	0.422	11:42:30.433	
10 -	50.629	27.518	1:18.147 (1)	91.16		11:43:48.580	

BMCRC - MRO Championships 2022 - Rnd 8 @ Donington Park National

BMCRC Rookie 600 & 1000

QUALIFYING - SECTOR ANALYSIS



SECTOR 1 = FL to I1, SECTOR 2 = I1 to FL, DIFF = Difference To Personal Best Lap, P = Crossed Finish Line in Pit Lane, D = Time Disallowed

P18 46 600 Pete MARSH			Kawasaki ZX6R - Zipped Up Racing			
IDEAL LAP TIME : 1:17.641		BEST LAP TIME : 1:18.283	DIFFERENCE : 0.642			
LAP	SECTOR 1	SECTOR 2	LAP TIME	MPH	DIFF	TIME OF DAY
1 -	55.992	28.019	1:24.011	84.80	5.728	11:17:14.665
2 -	51.874	27.827	1:19.701	89.39	1.418	11:18:34.366
3 -	51.776	27.303	1:19.079 (3)	90.09	0.796	11:19:53.445
4 -	50.787	27.698	1:18.485 (2)	90.77	0.202	11:21:11.930
5 -	54.681		17:23.681	6.82	16:05.398	11:38:35.611
6 -	53.174	28.592	1:21.766	87.13	3.483	11:39:57.377
7 -	52.836	27.949	1:20.785	88.19	2.502	11:41:18.162
8 -	51.429	26.854	1:18.283 (1)	91.01		11:42:36.445
9 -	51.579	29.162	1:20.741	88.24	2.458	11:43:57.186

P19 41 600 Toby COOK			Triumph DAYTONA - Brixham Bodyworks			
IDEAL LAP TIME : 1:18.229		BEST LAP TIME : 1:18.348	DIFFERENCE : 0.119			
LAP	SECTOR 1	SECTOR 2	LAP TIME	MPH	DIFF	TIME OF DAY
1 -	56.052	30.160	1:26.212	82.64	7.864	11:16:39.184
2 -	57.599	33.326	1:30.925	78.35	12.577	11:18:10.109
3 -	50.992	28.328	1:19.320 (2)	89.82	0.972	11:19:29.429
4 -	1:04.271	32.541	1:36.812	73.59	18.464	11:21:06.241
5 -	53.480	IN PIT	18:00.925 P	6.59	16:42.577	11:39:07.166
6 -	OUTLAP	40.316	1:50.942	64.21	32.594	11:40:58.108
7 -	52.323	27.712	1:20.035 (3)	89.01	1.687	11:42:18.143
8 -	51.111	27.237	1:18.348 (1)	90.93		11:43:36.491

P20 45 1000 Glenn SMITH			Kawasaki ZX10R - Team Blumpkin Racing			
IDEAL LAP TIME : 1:17.918		BEST LAP TIME : 1:18.403	DIFFERENCE : 0.485			
LAP	SECTOR 1	SECTOR 2	LAP TIME	MPH	DIFF	TIME OF DAY
1 -	55.075	28.367	1:23.442	85.38	5.039	11:16:20.072
2 -	52.338	27.704	1:20.042	89.01	1.639	11:17:40.114
3 -	52.163	27.261	1:19.424	89.70	1.021	11:18:59.538
4 -	51.922	26.889	1:18.811 (3)	90.40	0.408	11:20:18.349
5 -	52.197	IN PIT	1:26.532 P	82.33	8.129	11:21:44.881
6 -			16:42.761	7.10	15:24.358	11:38:27.642
7 -	53.754	28.169	1:21.923	86.96	3.520	11:39:49.565
8 -	51.470	27.502	1:18.972	90.21	0.569	11:41:08.537
9 -	51.346	27.272	1:18.618 (2)	90.62	0.215	11:42:27.155
10 -	51.029	27.374	1:18.403 (1)	90.87		11:43:45.558

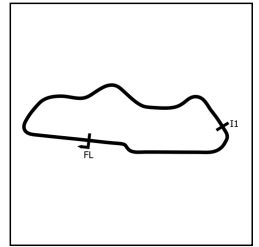
P21 37 1000 Adam DAVEY			BMW S1000RR -			
IDEAL LAP TIME : 1:18.788		BEST LAP TIME : 1:18.788	DIFFERENCE : 0.000			
LAP	SECTOR 1	SECTOR 2	LAP TIME	MPH	DIFF	TIME OF DAY
1 -	58.456	28.317	1:26.773	82.10	7.985	11:17:03.445
2 -	53.464	27.006	1:20.470 (2)	88.53	1.682	11:18:23.915
3 -	52.470	26.318	1:18.788 (1)	90.42		11:19:42.703
4 -	53.255	27.393	1:20.648 (3)	88.34	1.860	11:21:03.351

P22 58 600 Paul NICHOLAS			Yamaha YZF R6 - MARLEY COMMS			
IDEAL LAP TIME : 1:18.753		BEST LAP TIME : 1:18.924	DIFFERENCE : 0.171			
LAP	SECTOR 1	SECTOR 2	LAP TIME	MPH	DIFF	TIME OF DAY
1 -	57.488	29.085	1:26.573	82.29	7.649	11:17:26.822
2 -	51.864	27.389	1:19.253 (3)	89.89	0.329	11:18:46.075
3 -	51.364	27.560	1:18.924 (1)	90.27		11:20:04.999
4 -	51.904	27.691	1:19.595	89.51	0.671	11:21:24.594
5 -	1:00.338		17:09.650	6.91	15:50.726	11:38:34.244
6 -	54.143	28.831	1:22.974	85.86	4.050	11:39:57.218
7 -	52.734	27.996	1:20.730	88.25	1.806	11:41:17.948
8 -	1:00.524	28.584	1:29.108	79.95	10.184	11:42:47.056
9 -	51.532	27.586	1:19.118 (2)	90.05	0.194	11:44:06.174

BMCRC - MRO Championships 2022 - Rnd 8 @ Donington Park National

BMCRC Rookie 600 & 1000

QUALIFYING - SECTOR ANALYSIS



SECTOR 1 = FL to I1, SECTOR 2 = I1 to FL, DIFF = Difference To Personal Best Lap, P = Crossed Finish Line in Pit Lane, D = Time Disallowed

P23 96 1000 Pete SCOTT			Suzuki GSXR750 - South Hill MOT Centre			
IDEAL LAP TIME : 1:19.570		BEST LAP TIME : 1:19.570		DIFFERENCE : 0.000		
LAP	SECTOR 1	SECTOR 2	LAP TIME	MPH	DIFF	TIME OF DAY
1 -	1:02.111	31.506	1:33.617	76.10	14.047	11:16:37.502
2 -	57.312	29.369	1:26.681	82.19	7.111	11:18:04.183
3 -	56.298	28.649	1:24.947	83.87	5.377	11:19:29.130
4 -	54.074	28.000	1:22.074	86.80	2.504	11:20:51.204
5 -	52.563		17:38.358	6.73	16:18.788	11:38:29.562
6 -	56.218	28.565	1:24.783	84.03	5.213	11:39:54.345
7 -	53.030	28.490	1:21.520 (3)	87.39	1.950	11:41:15.865
8 -	51.823	27.747	1:19.570 (1)	89.53		11:42:35.435
9 -	51.877	28.512	1:20.389 (2)	88.62	0.819	11:43:55.824

P24 320 600 Will HOPKINS			Kawasaki ZX6R - WH RACING			
IDEAL LAP TIME : 1:19.647		BEST LAP TIME : 1:19.647		DIFFERENCE : 0.000		
LAP	SECTOR 1	SECTOR 2	LAP TIME	MPH	DIFF	TIME OF DAY
1 -	58.353	29.199	1:27.552	81.37	7.905	11:16:28.301
2 -	53.203	27.871	1:21.074 (2)	87.87	1.427	11:17:49.375
3 -	53.337	27.965	1:21.302 (3)	87.63	1.655	11:19:10.677
4 -	52.338	27.309	1:19.647 (1)	89.45		11:20:30.324

P25 885 600 Oliver HOBBS			Kawasaki ZX6R - Skyline Roofing centres			
IDEAL LAP TIME : 1:19.492		BEST LAP TIME : 1:19.678		DIFFERENCE : 0.186		
LAP	SECTOR 1	SECTOR 2	LAP TIME	MPH	DIFF	TIME OF DAY
1 -	55.835	28.929	1:24.764	84.05	5.086	11:16:56.489
2 -	53.078	28.801	1:21.879	87.01	2.201	11:18:18.368
3 -	52.503	28.748	1:21.251 (3)	87.68	1.573	11:19:39.619
4 -	55.816	29.988	1:25.804	83.03	6.126	11:21:05.423
5 -	53.602		17:23.182	6.82	16:03.504	11:38:28.605
6 -	54.026	28.332	1:22.358	86.50	2.680	11:39:50.963
7 -	51.947	27.731	1:19.678 (1)	89.41		11:41:10.641
8 -	51.761	28.762	1:20.523 (2)	88.47	0.845	11:42:31.164
9 -	55.844	29.245	1:25.089	83.73	5.411	11:43:56.253

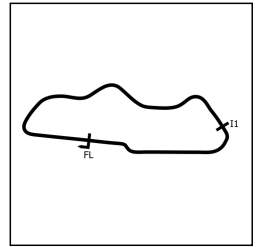
P26 50 1000 Jason PAES			Aprilia RSV4 -			
IDEAL LAP TIME : 1:19.185		BEST LAP TIME : 1:19.697		DIFFERENCE : 0.512		
LAP	SECTOR 1	SECTOR 2	LAP TIME	MPH	DIFF	TIME OF DAY
1 -	57.715	28.746	1:26.461	82.40	6.764	11:16:25.904
2 -	54.232	28.282	1:22.514	86.34	2.817	11:17:48.418
3 -	54.082	27.892	1:21.974	86.91	2.277	11:19:10.392
4 -	57.056	27.436	1:24.492	84.32	4.795	11:20:34.884
5 -	51.749		17:54.481	6.63	16:34.784	11:38:29.365
6 -	53.611	28.280	1:21.891	87.00	2.194	11:39:51.256
7 -	52.119	28.200	1:20.319 (2)	88.70	0.622	11:41:11.575
8 -	51.858	27.839	1:19.697 (1)	89.39		11:42:31.272
9 -	52.507	28.489	1:20.996 (3)	87.96	1.299	11:43:52.268

P27 281 1000 Daniel FARLEY			Suzuki GSXR - F-TECH FIRE & ELECTRICAL LTD			
IDEAL LAP TIME : 1:19.642		BEST LAP TIME : 1:19.862		DIFFERENCE : 0.220		
LAP	SECTOR 1	SECTOR 2	LAP TIME	MPH	DIFF	TIME OF DAY
1 -	56.445	28.464	1:24.909	83.90	5.047	11:16:17.847
2 -	54.175	27.354	1:21.529	87.38	1.667	11:17:39.376
3 -	53.467	27.151	1:20.618 (2)	88.37	0.756	11:18:59.994
4 -	53.488	28.090	1:21.578	87.33	1.716	11:20:21.572
5 -	53.677	29.014	1:22.691	86.15	2.829	11:21:44.263
6 -			16:42.993	7.10	15:23.131	11:38:27.256
7 -	53.706	27.889	1:21.595	87.31	1.733	11:39:48.851
8 -	53.146	27.636	1:20.782 (3)	88.19	0.920	11:41:09.633
9 -	52.491	27.371	1:19.862 (1)	89.21		11:42:29.495
10 -	54.046	32.303	1:26.349	82.50	6.487	11:43:55.844

BMCRC - MRO Championships 2022 - Rnd 8 @ Donington Park National

BMCRC Rookie 600 & 1000

QUALIFYING - SECTOR ANALYSIS



SECTOR 1 = FL to I1, SECTOR 2 = I1 to FL, DIFF = Difference To Personal Best Lap, P = Crossed Finish Line in Pit Lane, D = Time Disallowed

P28 42 600 Kai EVANS		Kawasaki ZX6R - CBS Ltd Construction and Engineering				
IDEAL LAP TIME : 1:19.084		BEST LAP TIME : 1:20.156		DIFFERENCE : 1.072		
LAP	SECTOR 1	SECTOR 2	LAP TIME	MPH	DIFF	TIME OF DAY
1 -	58.160	29.615	1:27.775 (3)	81.16	7.619	11:17:32.846
2 -	53.689	28.055	1:21.744 (2)	87.15	1.588	11:18:54.590
3 -	52.141	28.015	1:20.156 (1)	88.88		11:20:14.746

P29 888 1000 Paul FAGG		Yamaha R1 4C8 - OnlyFans				
IDEAL LAP TIME : 1:19.426		BEST LAP TIME : 1:20.450		DIFFERENCE : 1.024		
LAP	SECTOR 1	SECTOR 2	LAP TIME	MPH	DIFF	TIME OF DAY
1 -	57.520	30.017	1:27.537	81.39	7.087	11:16:36.327
2 -	55.997	29.452	1:25.449 (3)	83.37	4.999	11:18:01.776
3 -	54.000	27.770	1:21.770 (2)	87.13	1.320	11:19:23.546
4 -	52.531	27.919	1:20.450 (1)	88.55		11:20:43.996

P30 7 1000 Steve WALLINGTON		Aprilia RSV4 -				
IDEAL LAP TIME : 1:20.685		BEST LAP TIME : 1:20.685		DIFFERENCE : 0.000		
LAP	SECTOR 1	SECTOR 2	LAP TIME	MPH	DIFF	TIME OF DAY
1 -	56.504	28.817	1:25.321	83.50	4.636	11:16:48.403
2 -	55.731	29.314	1:25.045	83.77	4.360	11:18:13.448
3 -	55.850	29.270	1:25.120	83.70	4.435	11:19:38.568
4 -	54.384	27.680	1:22.064	86.81	1.379	11:21:00.632
5 -	54.932		17:34.032	6.75	16:13.347	11:38:34.664
6 -	54.367	30.443	1:24.810	84.00	4.125	11:39:59.474
7 -	54.072	27.698	1:21.770 (3)	87.13	1.085	11:41:21.244
8 -	53.452	27.824	1:21.276 (2)	87.65	0.591	11:42:42.520
9 -	53.275	27.410	1:20.685 (1)	88.30		11:44:03.205

P31 274 1000 Stewart LATIMER		Suzuki GSXR1000 R - Fat Bloke Racing RR				
IDEAL LAP TIME : 1:21.070		BEST LAP TIME : 1:21.070		DIFFERENCE : 0.000		
LAP	SECTOR 1	SECTOR 2	LAP TIME	MPH	DIFF	TIME OF DAY
1 -	1:02.704	31.754	1:34.458	75.42	13.388	11:16:37.252
2 -	57.253	29.344	1:26.597	82.27	5.527	11:18:03.849
3 -	56.210	28.140	1:24.350	84.46	3.280	11:19:28.199
4 -	53.225	27.845	1:21.070 (1)	87.88		11:20:49.269
5 -	54.052		18:01.008	6.59	16:39.938	11:38:50.277
6 -	58.647	29.511	1:28.158	80.81	7.088	11:40:18.435
7 -	55.241	28.930	1:24.171	84.64	3.101	11:41:42.606
8 -	53.466	28.355	1:21.821 (2)	87.07	0.751	11:43:04.427
9 -	53.517	28.349	1:21.866 (3)	87.02	0.796	11:44:26.293

P32 126 600 Rhys SNOOK		Yamaha R6 - RES Ventures				
IDEAL LAP TIME : 1:20.843		BEST LAP TIME : 1:21.155		DIFFERENCE : 0.312		
LAP	SECTOR 1	SECTOR 2	LAP TIME	MPH	DIFF	TIME OF DAY
1 -	56.848	29.059	1:25.907	82.93	4.752	11:16:25.003
2 -	54.766	28.248	1:23.014	85.82	1.859	11:17:48.017
3 -	54.166	28.087	1:22.253	86.61	1.098	11:19:10.270
4 -	54.537	28.526	1:23.063	85.77	1.908	11:20:33.333
5 -			17:58.825	6.60	16:37.670	11:38:32.158
6 -	54.821	29.303	1:24.124	84.69	2.969	11:39:56.282
7 -	53.380	28.177	1:21.557 (2)	87.35	0.402	11:41:17.839
8 -	53.453	28.220	1:21.673 (3)	87.23	0.518	11:42:39.512
9 -	53.252	27.903	1:21.155 (1)	87.79		11:44:00.667

BMCRC - MRO Championships 2022 - Rnd 8 @ Donington Park National

BMCRC Rookie 600 & 1000

QUALIFYING - SECTOR ANALYSIS



SECTOR 1 = FL to I1, SECTOR 2 = I1 to FL, DIFF = Difference To Personal Best Lap, P = Crossed Finish Line in Pit Lane, D = Time Disallowed

P33 28 600 Tom WALKER			Honda CBR600RR -			
IDEAL LAP TIME : 1:20.713		BEST LAP TIME : 1:21.228		DIFFERENCE : 0.515		
LAP	SECTOR 1	SECTOR 2	LAP TIME	MPH	DIFF	TIME OF DAY
1 -	56.445	30.120	1:26.565	82.30	5.337	11:16:38.483
2 -	55.358	28.978	1:24.336 (3)	84.47	3.108	11:18:02.819
3 -	55.182	27.892	1:23.074 (2)	85.76	1.846	11:19:25.893
4 -	53.005	28.223	1:21.228 (1)	87.71		11:20:47.121

P34 43 600 Paul NIELD			Honda CBR600RR -			
IDEAL LAP TIME : 1:21.584		BEST LAP TIME : 1:21.687		DIFFERENCE : 0.103		
LAP	SECTOR 1	SECTOR 2	LAP TIME	MPH	DIFF	TIME OF DAY
1 -	1:03.854	31.906	1:35.760	74.40	14.073	11:16:35.864
2 -	57.289	29.105	1:26.394	82.46	4.707	11:18:02.258
3 -	55.339	27.706	1:23.045 (3)	85.79	1.358	11:19:25.303
4 -	53.878	27.809	1:21.687 (1)	87.21		11:20:46.990
5 -	53.993		17:56.485	6.61	16:34.798	11:38:43.475
6 -	1:02.689	30.744	1:33.433	76.25	11.746	11:40:16.908
7 -	55.922	28.243	1:24.165	84.65	2.478	11:41:41.073
8 -	54.579	28.387	1:22.966 (2)	85.87	1.279	11:43:04.039
9 -	55.126	28.658	1:23.784	85.03	2.097	11:44:27.823

P35 155 600 Eliot SMITH			Honda CBR600RR - Pro-Moto Europe Ltd			
IDEAL LAP TIME : 1:23.254		BEST LAP TIME : 1:23.389		DIFFERENCE : 0.135		
LAP	SECTOR 1	SECTOR 2	LAP TIME	MPH	DIFF	TIME OF DAY
1 -	58.217	30.367	1:28.584	80.42	5.195	11:16:28.710
2 -	54.486	29.108	1:23.594 (3)	85.22	0.205	11:17:52.304
3 -	54.670	29.054	1:23.724	85.09	0.335	11:19:16.028
4 -	54.490	29.115	1:23.605	85.21	0.216	11:20:39.633
5 -	54.909		17:50.784	6.65	16:27.395	11:38:30.417
6 -	56.033	29.578	1:25.611	83.22	2.222	11:39:56.028
7 -	55.313	29.345	1:24.658	84.15	1.269	11:41:20.686
8 -	54.621	28.768	1:23.389 (1)	85.43		11:42:44.075
9 -	54.603	28.861	1:23.464 (2)	85.36	0.075	11:44:07.539

P36 84 1000 Colin MCPHERSON			Kawasaki ZX10R -			
IDEAL LAP TIME : 1:24.317		BEST LAP TIME : 1:24.895		DIFFERENCE : 0.578		
LAP	SECTOR 1	SECTOR 2	LAP TIME	MPH	DIFF	TIME OF DAY
1 -	1:03.046	30.788	1:33.834	75.92	8.939	11:16:35.299
2 -	56.831	29.974	1:26.805	82.07	1.910	11:18:02.104
3 -	57.496	29.332	1:26.828	82.05	1.933	11:19:28.932
4 -	56.113	28.782	1:24.895 (1)	83.92		11:20:53.827
5 -	55.535		17:49.693	6.66	16:24.798	11:38:43.520
6 -	56.733	29.708	1:26.441	82.42	1.546	11:40:09.961
7 -	56.676	29.376	1:26.052 (3)	82.79	1.157	11:41:36.013
8 -	55.893	29.392	1:25.285 (2)	83.53	0.390	11:43:01.298
9 -	56.668	29.588	1:26.256	82.59	1.361	11:44:27.554

P37 4 600 Kallum BEDWELL			Suzuki GSXR - KB			
IDEAL LAP TIME : 1:23.876		BEST LAP TIME : 1:25.190		DIFFERENCE : 1.314		
LAP	SECTOR 1	SECTOR 2	LAP TIME	MPH	DIFF	TIME OF DAY
1 -	1:01.043	30.567	1:31.610	77.77	6.420	11:16:29.859
2 -	56.611	28.866	1:25.477 (3)	83.35	0.287	11:17:55.336
3 -	57.579	29.430	1:27.009	81.88	1.819	11:19:22.345
4 -	55.935	29.505	1:25.440 (2)	83.38	0.250	11:20:47.785
5 -	55.010	IN PIT	18:53.062 P	6.28	17:27.872	11:39:40.847
6 -	OUTLAP	30.454	1:53.835	62.58	28.645	11:41:34.682
7 -	55.575	29.615	1:25.190 (1)	83.63		11:42:59.872
8 -	57.658	30.211	1:27.869	81.08	2.679	11:44:27.741

BMCRC - MRO Championships 2022 - Rnd 8 @ Donington Park National

BMCRC Rookie 600 & 1000

QUALIFYING - SECTOR ANALYSIS



SECTOR 1 = FL to I1, SECTOR 2 = I1 to FL, DIFF = Difference To Personal Best Lap, P = Crossed Finish Line in Pit Lane, D = Time Disallowed

P38 444 600 Micheal HANRAHAN		Yamaha R600 - T G CAD SERVICES/ G and g mobility services				
IDEAL LAP TIME : 1:27.464		BEST LAP TIME : 1:27.464		DIFFERENCE : 0.000		
LAP	SECTOR 1	SECTOR 2	LAP TIME	MPH	DIFF	TIME OF DAY
1 -	1:03.050	33.304	1:36.354	73.94	8.890	11:16:41.362
2 -	57.981	31.665	1:29.646 (3)	79.47	2.182	11:18:11.008
3 -	57.110	30.354	1:27.464 (1)	81.45		11:19:38.472
4 -	57.119	30.533	1:27.652 (2)	81.28	0.188	11:21:06.124

BMCRC - MRO Championships 2022 - Rnd 8 @ Donington Park National

BMCRC Rookie 600 & 1000

QUALIFYING - BEST SECTORS

SECTOR 1			SECTOR 2			IDEAL / BEST COMPARISON						
POS	NO	NAME	TIME	NO	NAME	TIME	POS	NO	NAME	IDEAL	BEST	DIFF
									PERFECT LAP	1:13.108		
1	449	WALLINGTON	47.835	449	WALLINGTON	25.273	1	449	WALLINGTON	1:13.108	1:13.144	0.036
2	224	HEALEY	48.644	224	HEALEY	25.374	2	224	HEALEY	1:14.018	1:14.018	0.000
3	334	BRANDISH	48.922	29	SHEPPHARD	25.841	3	29	SHEPPHARD	1:14.833	1:14.833	0.000
4	29	SHEPPHARD	48.992	23	HINCHCLIFFE	25.894	4	334	BRANDISH	1:14.889	1:15.111	0.222
5	929	DAYKIN	49.088	334	BRANDISH	25.967	5	23	HINCHCLIFFE	1:15.087	1:15.443	0.356
6	23	HINCHCLIFFE	49.193	87	THOMPSON	26.017	6	929	DAYKIN	1:15.318	1:16.368	1.050
7	87	THOMPSON	49.530	187	DERMOTT	26.069	7	87	THOMPSON	1:15.547	1:15.547	0.000
8	141	ROSS	49.573	149	WILKINS	26.152	8	187	DERMOTT	1:15.684	1:16.794	1.110
9	187	DERMOTT	49.615	56	HARRIS	26.224	9	149	WILKINS	1:15.788	1:15.788	0.000
10	149	WILKINS	49.636	141	ROSS	26.227	10	141	ROSS	1:15.800	1:15.970	0.170
11	56	HARRIS	49.719	929	DAYKIN	26.230	11	56	HARRIS	1:15.943	1:16.272	0.329
12	36	MORGAN	49.801	37	DAVEY	26.318	12	36	MORGAN	1:16.232	1:16.232	0.000
13	69	COKER	50.049	36	MORGAN	26.431	13	69	COKER	1:16.603	1:16.603	0.000
14	81	HARTLE	50.302	69	COKER	26.554	14	81	HARTLE	1:17.184	1:17.755	0.571
15	34	CHEESEMAN	50.621	34	CHEESEMAN	26.619	15	34	CHEESEMAN	1:17.240	1:17.240	0.000
16	120	GOWER	50.629	222	MERCER	26.849	16	46	MARSH	1:17.641	1:18.283	0.642
17	46	MARSH	50.787	46	MARSH	26.854	17	120	GOWER	1:17.832	1:18.147	0.315
18	41	COOK	50.992	81	HARTLE	26.882	18	45	SMITH	1:17.918	1:18.403	0.485
19	45	SMITH	51.029	45	SMITH	26.889	19	222	MERCER	1:18.094	1:18.094	0.000
20	42	EVANS	51.069	281	FARLEY	27.151	20	41	COOK	1:18.229	1:18.348	0.119
21	222	MERCER	51.245	120	GOWER	27.203	21	58	NICHOLAS	1:18.753	1:18.924	0.171
22	58	NICHOLAS	51.364	41	COOK	27.237	22	37	DAVEY	1:18.788	1:18.788	0.000
23	888	FAGG	51.656	320	HOPKINS	27.309	23	42	EVANS	1:19.084	1:20.156	1.072
24	50	PAES	51.749	58	NICHOLAS	27.389	24	50	PAES	1:19.185	1:19.697	0.512
25	885	HOBBS	51.761	7	WALLINGTON	27.410	25	888	FAGG	1:19.426	1:20.450	1.024
26	96	SCOTT	51.823	50	PAES	27.436	26	885	HOBBS	1:19.492	1:19.678	0.186
27	320	HOPKINS	52.338	43	NIELD	27.706	27	96	SCOTT	1:19.570	1:19.570	0.000
28	37	DAVEY	52.470	885	HOBBS	27.731	28	281	FARLEY	1:19.642	1:19.862	0.220
29	281	FARLEY	52.491	96	SCOTT	27.747	29	320	HOPKINS	1:19.647	1:19.647	0.000
30	28	WALKER	52.821	888	FAGG	27.770	30	7	WALLINGTON	1:20.685	1:20.685	0.000
31	126	SNOOK	52.940	274	LATIMER	27.845	31	28	WALKER	1:20.713	1:21.228	0.515
32	274	LATIMER	53.225	28	WALKER	27.892	32	126	SNOOK	1:20.843	1:21.155	0.312
33	7	WALLINGTON	53.275	126	SNOOK	27.903	33	274	LATIMER	1:21.070	1:21.070	0.000
34	43	NIELD	53.878	42	EVANS	28.015	34	43	NIELD	1:21.584	1:21.687	0.103
35	155	SMITH	54.486	155	SMITH	28.768	35	155	SMITH	1:23.254	1:23.389	0.135
36	4	BEDWELL	55.010	84	MCPHERSON	28.782	36	4	BEDWELL	1:23.876	1:25.190	1.314
37	84	MCPHERSON	55.535	4	BEDWELL	28.866	37	84	MCPHERSON	1:24.317	1:24.895	0.578
38	444	HANRAHAN	57.110	444	HANRAHAN	30.354	38	444	HANRAHAN	1:27.464	1:27.464	0.000

BMCRC - MRO Championships 2022 - Rnd 8 @ Donington Park National

BMCRC Rookie 600 & 1000

QUALIFYING - STATISTICS

Competitors Started	38
Planned Start	2022-09-03 @ 11:33:00.000
Actual Start	2022-09-03 @ 11:14:24.798
Finish Time	2022-09-03 @ 11:43:14.158
Track Length	1.9790mi.
Total Laps	310
Total Distance Covered	613.5108mi.

Session Fastest Lap History

NO	CL	NAME	LAP TIME	TIME OF DAY	LAP	VEHICLE
334	1000	Anthony BRANDISH	1:16.399	11:16:08.564	1	Suzuki GSXR 1000
929	600	Aaron DAYKIN	1:16.368	11:17:42.004	2	Yamaha R6
334	1000	Anthony BRANDISH	1:15.567	11:18:40.915	3	Suzuki GSXR 1000
224	1000	Lee HEALEY	1:15.510	11:21:26.102	5	Suzuki GSXR 1000R
449	1000	Luke WALLINGTON	1:14.148	11:41:03.760	7	Yamaha R1 4C8
449	1000	Luke WALLINGTON	1:13.466	11:42:17.231	8	Yamaha R1 4C8
449	1000	Luke WALLINGTON	1:13.144	11:43:30.369	9	Yamaha R1 4C8

Flag History

TYPE	TIME OF DAY
GREEN	11:14:24.798
RED	11:21:46.737
GREEN	11:38:11.181
FINISH	11:43:14.158

Flag Statistics

TYPE	COUNT	TOTAL LAPS	TOTAL TIME
Green	2	10	13:55.387
Red	1	0	16:24.444
Safety Car	0	0	0.000
FCY	0	0	0.000

BMCRC - MRO Championships 2022 - Rnd 8 @ Donington Park National

BMCRC Rookie 600 & 1000

QUALIFYING - STATISTICS

CLASS : 1000

22 Starters

Fastest Lap History

NO	NAME	LAP TIME	TIME OF DAY	LAP	VEHICLE
334	Anthony BRANDISH	1:16.399	11:16:08.564	1	Suzuki GSXR 1000
334	Anthony BRANDISH	1:15.567	11:18:40.915	3	Suzuki GSXR 1000
224	Lee HEALEY	1:15.510	11:21:26.102	5	Suzuki GSXR 1000R
449	Luke WALLINGTON	1:14.148	11:41:03.760	7	Yamaha R1 4C8
449	Luke WALLINGTON	1:13.466	11:42:17.231	8	Yamaha R1 4C8
449	Luke WALLINGTON	1:13.144	11:43:30.369	9	Yamaha R1 4C8

BMCRC - MRO Championships 2022 - Rnd 8 @ Donington Park National

BMCRC Rookie 600 & 1000

QUALIFYING - STATISTICS

CLASS : 600

16 Starters

Fastest Lap History

NO	NAME	LAP TIME	TIME OF DAY	LAP	VEHICLE
120	James GOWER	1:23.809	11:16:22.188	1	Yamaha R6
929	Aaron DAYKIN	1:21.002	11:16:25.637	1	Yamaha R6
120	James GOWER	1:18.769	11:17:40.956	2	Yamaha R6
929	Aaron DAYKIN	1:16.368	11:17:42.004	2	Yamaha R6
141	Henry ROSS	1:15.983	11:20:00.285	3	Yamaha R6
29	Michael SHEPPHARD	1:15.686	11:20:26.149	4	Kawasaki ZX6R
29	Michael SHEPPHARD	1:15.373	11:41:51.946	8	Kawasaki ZX6R
29	Michael SHEPPHARD	1:14.833	11:43:06.780	9	Kawasaki ZX6R

BMCRC - MRO Championships 2022 - Rnd 8 @ Donington Park National

BMCRC Rookie 600 & 1000

RACE 10 - GRID (7 Laps)



CONTRACTORS LTD

ROW 15	45		44	177 Calogero LAURICELLA	43	444 1:27.464 Micheal HANRAHAN
ROW 14	42	4 1:25.190 Kallum BEDWELL	41	155 1:23.389 Eliot SMITH	40	43 1:21.687 Paul NIELD
ROW 13	39	28 1:21.228 Tom WALKER	38	126 1:21.155 Rhys SNOOK	37	42 1:20.156 Kai EVANS
ROW 12	36	885 1:19.678 Oliver HOBBS	35	320 1:19.647 Will HOPKINS	34	58 1:18.924 Paul NICHOLAS
ROW 11	33	41 1:18.348 Toby COOK	32	46 1:18.283 Pete MARSH	31	120 1:18.147 James GOWER
ROW 10	30	929 1:16.368 Aaron DAYKIN	29	141 1:15.970 Henry ROSS	28	29 1:14.833 Michael SHEPPHARD
ROW 9	27		26		25	
ROW 8	24		23		22	84 1:24.895 Colin MCPHERSON
ROW 7	21	274 1:21.070 Stewart LATIMER	20	7 1:20.685 Steve WALLINGTON	19	888 1:20.450 Paul FAGG
ROW 6	18	281 1:19.862 Daniel FARLEY	17	50 1:19.697 Jason PAES	16	96 1:19.570 Pete SCOTT
ROW 5	15	37 1:18.788 Adam DAVEY	14	45 1:18.403 Glenn SMITH	13	222 1:18.094 Daniel MERCER
ROW 4	12	81 1:17.755 Dan HARTLE	11	34 1:17.240 Ben CHEESEMAN	10	187 1:16.794 Scott DERMOTT
ROW 3	9	69 1:16.603 Alfie COKER	8	56 1:16.272 Paul HARRIS	7	36 1:16.232 Alan MORGAN
ROW 2	6	149 1:15.788 David WILKINS	5	87 1:15.547 Karl THOMPSON	4	23 1:15.443 Harry HINCHCLIFFE
ROW 1	3	334 1:15.111 Anthony BRANDISH	2	224 1:14.018 Lee HEALEY	1	449 1:13.144 Luke WALLINGTON

Pole

Donington Park National: 1.9790 miles

These results are provisional until the conclusion of any judicial and technical matters.

Clerk Of Course :	Stewards :	Timekeeper : <i>Craig Smith</i>
-------------------	------------	------------------------------------

Results can be found at www.tsl-timing.com

Printed - 11:46 Saturday, 03 September 2022



BMCRC - MRO Championships 2022 - Rnd 8 @ Donington Park National

BMCRC Rookie 600 & 1000

RACE 10 - CLASSIFICATION



CONTRACTORS LTD

POS	NO	CL	PIC NAME	ENTRY	LAPS	TIME	GAP	DIFF	MPH	BEST	ON
1	449	1000	1 Luke WALLINGTON	Yamaha R1 4C8 - BW Bespoke Developments Ltd	6	7:19.054			97.05	1:12.162	2
2	334	1000	2 Anthony BRANDISH	Suzuki GSXR 1000 - BW bespoke developments ltc	6	7:26.531	7.477	7.477	95.42	1:13.616	2
3	69	1000	3 Alfie COKER	Kawasaki ZX10RR - Elmech Racing	6	7:33.114	14.060	6.583	94.04	1:13.910	4
4	23	1000	4 Harry HINCHCLIFFE	Kawasaki ZX10R GEN 4 -	6	7:33.936	14.882	0.822	93.87	1:14.351	4
5	149	1000	5 David WILKINS	Yamaha R1 - TwoClicksOut Racing	6	7:39.330	20.276	5.394	92.76	1:15.834	4
6	87	1000	6 Karl THOMPSON	Yamaha R1 - #Teamrace	6	7:39.573	20.519	0.243	92.71	1:14.940	6
7	224	1000	7 Lee HEALEY	Suzuki GSXR 1000R - F-Tech Fire & Electrical Ltd /	6	7:40.018	20.964	0.445	92.62	1:15.461	4
8	56	1000	8 Paul HARRIS	Kawasaki ZX10R - Nhr Neil Harris Racing	6	7:42.143	23.089	2.125	92.20	1:15.756	5
9	187	1000	9 Scott DERMOTT	Yamaha R1 - TwoClicksOut Racing	6	7:42.507	23.453	0.364	92.13	1:15.910	2
10	36	1000	10 Alan MORGAN	Suzuki GSXR 1000 - Little Duck Racing	6	7:42.898	23.844	0.391	92.05	1:16.110	2
11	81	1000	11 Dan HARTLE	Yamaha R1 - #Teamrace	6	7:52.387	33.333	9.489	90.20	1:17.148	2
12	37	1000	12 Adam DAVEY	BMW S1000RR -	6	7:53.599	34.545	1.212	89.97	1:17.039	5
13	34	1000	13 Ben CHEESEMAN	Kawasaki ZX10RR - BCH Services Kent Ltd	6	7:53.624	34.570	0.025	89.96	1:17.264	2
14	45	1000	14 Glenn SMITH	Kawasaki ZX10R - Team Blumpkin Racing	6	7:58.920	39.866	5.296	88.97	1:17.502	2
15	222	1000	15 Daniel MERCER	Honda CBR1000RR - Desperate Dan Racing	6	7:59.448	40.394	0.528	88.87	1:18.436	4
16	281	1000	16 Daniel FARLEY	Suzuki GSXR - F-TECH FIRE & ELECTRICAL LTD	5	6:50.669	1 Lap	1 Lap	86.41	1:20.185	3
17	96	1000	17 Pete SCOTT	Suzuki GSXR750 - South Hill MOT Centre	5	6:51.333	1 Lap	0.664	86.27	1:19.913	4
18	50	1000	18 Jason PAES	Aprilia RSV4 -	5	6:51.746	1 Lap	0.413	86.18	1:20.111	4
19	888	1000	19 Paul FAGG	Yamaha R1 4C8 - OnlyFans	5	6:52.632	1 Lap	0.886	86.00	1:19.710	4
20	274	1000	20 Stewart LATIMER	Suzuki GSXR1000 R - Fat Bloke Racing RR	5	6:57.306	1 Lap	4.674	85.03	1:21.531	3
21	141	600	1 Henry ROSS	Yamaha R6 -	5	6:57.667	1 Lap	0.361	84.96	1:15.390	5
22	7	1000	21 Steve WALLINGTON	Aprilia RSV4 -	5	6:57.845	1 Lap	0.178	84.92	1:21.453	3
23	29	600	2 Michael SHEPPHARD	Kawasaki ZX6R - RTR Performance, KRS Solutions	5	6:59.376	1 Lap	1.531	84.61	1:15.970	4
24	84	1000	22 Colin MCPHERSON	Kawasaki ZX10R -	5	7:06.184	1 Lap	6.808	83.26	1:22.713	2
25	41	600	3 Toby COOK	Triumph DAYTONA - Brixham Bodyworks	5	7:08.333	1 Lap	2.149	82.84	1:17.013	4
26	58	600	4 Paul NICHOLAS	Yamaha YZF R6 - MARLEY COMMS	5	7:09.616	1 Lap	1.283	82.60	1:17.608	4
27	120	600	5 James GOWER	Yamaha R6 - TeamRubyRacing	5	7:10.471	1 Lap	0.855	82.43	1:18.228	2
28	320	600	6 Will HOPKINS	Kawasaki ZX6R - WH RACING	5	7:13.621	1 Lap	3.150	81.83	1:18.734	4
29	28	600	7 Tom WALKER	Honda CBR600RR -	5	7:18.523	1 Lap	4.902	80.92	1:19.522	2
30	43	600	8 Paul NIELD	Honda CBR600RR -	5	7:23.144	1 Lap	4.621	80.07	1:20.426	2
31	885	600	9 Oliver HOBBS	Kawasaki ZX6R - Skyline Roofing centres	5	7:23.785	1 Lap	0.641	79.96	1:19.872	4
32	126	600	10 Rhys SNOOK	Yamaha R6 - RES Ventures	5	7:27.771	1 Lap	3.986	79.25	1:21.662	3
33	155	600	11 Eliot SMITH	Honda CBR600RR - Pro-Moto Europe Ltd	5	7:37.245	1 Lap	9.474	77.60	1:22.937	4
34	4	600	12 Kallum BEDWELL	Suzuki GSXR - KB	5	7:37.366	1 Lap	0.121	77.58	1:22.541	4

NOT CLASSIFIED

DNF	46	600	Pete MARSH	Kawasaki ZX6R - Zipped Up Racing	5	7:08.689	1 Lap		82.77	1:18.182	4
DNF	444	600	Micheal HANRAHAN	Yamaha R600 - T G CAD SERVICES/ G and g mol	1	2:05.475	5 Laps	4 Laps	55.69		

FASTEST LAP

449	1000	Luke WALLINGTON	Yamaha R1 4C8 - BW Bespoke Developments Ltd	2	1:12.162	98.73 mph	158.89 kph
141	600	Henry ROSS	Yamaha R6 -	5	1:15.390	94.50 mph	152.08 kph

Class 1000 - 92.5% of Race Speed = 89.77 mph

Class 600 - 92.5% of Race Speed = 78.58 mph

Red Flag (end of session): 15:15

Weather / Track : Bright / Dry

These results are provisional until the conclusion of any judicial and technical matters.

Race Distance: 6 Laps / 11.87 miles

Donington Park National: 1.9790 miles

Date: 03/09/2022 Start: 15:07 Finish: 15:14

Clerk Of Course :	Stewards :	Timekeeper : <i>Craig Smith</i>
-------------------	------------	------------------------------------

Results can be found at www.tsl-timing.com

Printed - 15:19 Saturday, 03 September 2022



BMCRC - MRO Championships 2022 - Rnd 8 @ Donington Park National

BMCRC Rookie 600 & 1000

RACE 10 - LAP CHART

LAP 1 @ 15:08:49.960

NO	BEHIND	LAP TIME
449		1:15.497
334	1.323	1:16.820
224	2.665	1:18.162
149	3.698	1:19.195
23	4.004	1:19.501
69	4.180	1:19.677
36	5.203	1:20.700
87	5.489	1:20.986
187	5.820	1:21.317
56	6.055	1:21.552
81	7.721	1:23.218
34	8.268	1:23.765
45	8.876	1:24.373
37	9.509	1:25.006
222	10.227	1:25.724
281	12.446	1:27.943
96	12.464	1:27.961
50	12.977	1:28.474
888	13.673	1:29.170
274	14.513	1:30.010
7	14.722	1:30.219
84	15.487	1:30.984
29	37.708	1:53.205
141	37.857	1:53.354
46	40.266	1:55.763
120	40.979	1:56.476
41	41.504	1:57.001
58	41.607	1:57.104
320	42.032	1:57.529
28	42.841	1:58.338
43	43.584	1:59.081
126	45.032	2:00.529
885	46.244	2:01.741
155	46.340	2:01.837
4	47.784	2:03.281
444	49.978	2:05.475

LAP 2 @ 15:10:02.122

NO	BEHIND	LAP TIME
449		1:12.162
334	2.777	1:13.616
23	6.713	1:14.871
224	7.040	1:16.537
69	7.327	1:15.309
149	7.673	1:16.137
36	9.151	1:16.110
187	9.568	1:15.910
87	10.207	1:16.880
56	10.663	1:16.770
81	12.707	1:17.148
34	13.370	1:17.264
45	14.216	1:17.502
37	15.876	1:18.529
222	17.271	1:19.206
281	20.821	1:20.537
50	21.333	1:20.518
96	22.506	1:22.204
888	23.504	1:21.993
274	23.981	1:21.630
7	24.365	1:21.805
84	26.038	1:22.713
29	42.211	1:16.665
141	42.494	1:16.799

Weather / Track : Bright / Dry

Results can be found at www.tsl-timing.com

46	46.303	1:18.199
120	47.045	1:18.228
41	47.379	1:18.037
58	47.774	1:18.329
320	49.266	1:19.396
28	50.201	1:19.522
43	51.848	1:20.426
126	54.838	1:21.968
885	54.990	1:20.908
155	57.919	1:23.741
4	59.353	1:23.731

LAP 3 @ 15:11:14.438

NO	BEHIND	LAP TIME
449		1:12.316
334	4.204	1:13.743
23	9.159	1:14.762
69	9.830	1:14.819
224	10.756	1:16.032
149	11.238	1:15.881
36	13.107	1:16.272
187	13.487	1:16.235
87	13.871	1:15.980
56	14.542	1:16.195
81	18.169	1:17.778
34	19.371	1:18.317
45	20.590	1:18.690
37	21.210	1:17.650
222	23.721	1:18.766
281	28.690	1:20.185
50	29.516	1:20.499
96	30.226	1:20.036
888	31.199	1:20.011
274	33.196	1:21.531
7	33.502	1:21.453
84	37.586	1:23.864
141	46.138	1:15.960
29	46.816	1:16.921
46	52.254	1:18.267
120	53.661	1:18.932
41	53.742	1:18.679
58	54.319	1:18.861
320	55.873	1:18.923
28	57.496	1:19.611
43	1:00.326	1:20.794
885	1:02.748	1:20.074
126	1:04.184	1:21.662
155	1:09.619	1:24.016
4	1:11.244	1:24.207

LAP 4 @ 15:12:27.508

NO	BEHIND	LAP TIME
449		1:13.070
334	5.313	1:14.179
23	10.440	1:14.351
69	10.670	1:13.910
224	13.147	1:15.461
149	14.002	1:15.834
36	16.299	1:16.262
87	16.610	1:15.809
187	16.875	1:16.458
56	17.260	1:15.788
81	23.474	1:18.375
34	24.592	1:18.291
37	25.991	1:17.851

45	28.003	1:20.483
222	29.087	1:18.436
281	36.279	1:20.659
50	36.557	1:20.111
96	37.069	1:19.913
888	37.839	1:19.710
274	42.121	1:21.995
7	42.308	1:21.876
141	49.232	1:16.164
84	49.450	1:24.934
29	49.716	1:15.970
46	57.366	1:18.182
41	57.685	1:17.013
58	58.857	1:17.608
120	59.007	1:18.416
320	1:01.537	1:18.734
28	1:05.217	1:20.791
43	1:08.701	1:21.445
885	1:09.550	1:19.872

LAP 5 @ 15:13:39.975

NO	BEHIND	LAP TIME
449		1:12.467
126	1 Lap	1:21.702
155	1 Lap	1:22.937
334	7.063	1:14.217
4	1 Lap	1:22.541
23	12.859	1:14.886
69	12.951	1:14.748
224	17.346	1:16.666
149	17.701	1:16.166
87	19.121	1:14.978
36	20.270	1:16.438
187	20.490	1:16.082
56	20.549	1:15.756
81	28.953	1:17.946
34	30.153	1:18.028
37	30.563	1:17.039
45	34.260	1:18.724
222	35.198	1:18.578
281	45.157	1:21.345
96	45.821	1:21.219
50	46.234	1:22.144
888	47.120	1:21.748
274	51.794	1:22.140
141	52.155	1:15.390
7	52.333	1:22.492
29	53.864	1:16.615
84	1:00.672	1:23.689
41	1:02.821	1:17.603
46	1:03.177	1:18.278
58	1:04.104	1:17.714
120	1:04.959	1:18.419
320	1:08.109	1:19.039
28	1:13.011	1:20.261

LAP 6 @ 15:14:53.517

NO	BEHIND	LAP TIME
449		1:13.542
43	1 Lap	1:21.398
885	1 Lap	1:21.190
334	7.477	1:13.956
126	1 Lap	1:21.910
69	14.060	1:14.651
23	14.882	1:15.565

155	1 Lap	1:24.714
4	1 Lap	1:23.606
149	20.276	1:16.117
87	20.519	1:14.940
224	20.964	1:17.160
56	23.089	1:16.082
187	23.453	1:16.505
36	23.844	1:17.116
81	33.333	1:17.922
37	34.545	1:17.524
34	34.570	1:17.959
45	39.866	1:19.148
222	40.394	1:18.738

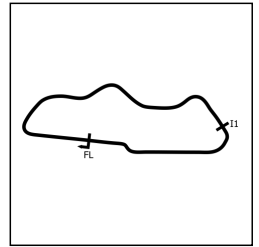
Donington Park National: 1.9790 miles
Date: 03/09/2022 Start: 15:07 Finish: 15:14

Printed - 15:21 Saturday, 03 September 2022

BMCRC - MRO Championships 2022 - Rnd 8 @ Donington Park National

BMCRC Rookie 600 & 1000

RACE 10 - SECTOR ANALYSIS



SECTOR 1 = FL to I1, SECTOR 2 = I1 to FL, DIFF = Difference To Personal Best Lap, P = Crossed Finish Line in Pit Lane, D = Time Disallowed

P1		449 1000		Luke WALLINGTON		Yamaha R1 4C8 - BW Bespoke Developments Ltd	
IDEAL LAP TIME : 1:12.136		BEST LAP TIME : 1:12.162		DIFFERENCE : 0.026			
LAP	SECTOR 1	SECTOR 2	LAP TIME	MPH	DIFF	TIME OF DAY	
1 -		25.070	1:15.497	94.36	3.335	15:08:49.960	
2 -	47.078	25.084	1:12.162 (1)	98.73		15:10:02.122	
3 -	47.100	25.216	1:12.316 (2)	98.52	0.154	15:11:14.438	
4 -	47.387	25.683	1:13.070	97.50	0.908	15:12:27.508	
5 -	47.409	25.058	1:12.467 (3)	98.31	0.305	15:13:39.975	
6 -	48.251	25.291	1:13.542	96.87	1.380	15:14:53.517	

P2		334 1000		Anthony BRANDISH		Suzuki GSXR 1000 - BW bespoke developments ltd	
IDEAL LAP TIME : 1:13.586		BEST LAP TIME : 1:13.616		DIFFERENCE : 0.030			
LAP	SECTOR 1	SECTOR 2	LAP TIME	MPH	DIFF	TIME OF DAY	
1 -		25.731	1:16.820	92.74	3.204	15:08:51.283	
2 -	47.953	25.663	1:13.616 (1)	96.78		15:10:04.899	
3 -	47.993	25.750	1:13.743 (2)	96.61	0.127	15:11:18.642	
4 -	48.546	25.633	1:14.179	96.04	0.563	15:12:32.821	
5 -	48.400	25.817	1:14.217	95.99	0.601	15:13:47.038	
6 -	48.010	25.946	1:13.956 (3)	96.33	0.340	15:15:00.994	

P3		69 1000		Alfie COKER		Kawasaki ZX10RR - Elmech Racing	
IDEAL LAP TIME : 1:13.910		BEST LAP TIME : 1:13.910		DIFFERENCE : 0.000			
LAP	SECTOR 1	SECTOR 2	LAP TIME	MPH	DIFF	TIME OF DAY	
1 -		25.821	1:19.677	89.41	5.767	15:08:54.140	
2 -	49.334	25.975	1:15.309	94.60	1.399	15:10:09.449	
3 -	49.152	25.667	1:14.819	95.22	0.909	15:11:24.268	
4 -	48.492	25.418	1:13.910 (1)	96.39		15:12:38.178	
5 -	48.968	25.780	1:14.748 (3)	95.31	0.838	15:13:52.926	
6 -	49.098	25.553	1:14.651 (2)	95.43	0.741	15:15:07.577	

P4		23 1000		Harry HINCHCLIFFE		Kawasaki ZX10R GEN 4 -	
IDEAL LAP TIME : 1:14.238		BEST LAP TIME : 1:14.351		DIFFERENCE : 0.113			
LAP	SECTOR 1	SECTOR 2	LAP TIME	MPH	DIFF	TIME OF DAY	
1 -		25.915	1:19.501	89.61	5.150	15:08:53.964	
2 -	48.745	26.126	1:14.871 (3)	95.15	0.520	15:10:08.835	
3 -	48.428	26.334	1:14.762 (2)	95.29	0.411	15:11:23.597	
4 -	48.541	25.810	1:14.351 (1)	95.82		15:12:37.948	
5 -	48.674	26.212	1:14.886	95.13	0.535	15:13:52.834	
6 -	49.531	26.034	1:15.565	94.28	1.214	15:15:08.399	

P5		149 1000		David WILKINS		Yamaha R1 - TwoClicksOut Racing	
IDEAL LAP TIME : 1:15.066		BEST LAP TIME : 1:15.834		DIFFERENCE : 0.768			
LAP	SECTOR 1	SECTOR 2	LAP TIME	MPH	DIFF	TIME OF DAY	
1 -		26.027	1:19.195	89.96	3.361	15:08:53.658	
2 -	49.622	26.515	1:16.137	93.57	0.303	15:10:09.795	
3 -	49.943	25.938	1:15.881 (2)	93.89	0.047	15:11:25.676	
4 -	49.128	26.706	1:15.834 (1)	93.95		15:12:41.510	
5 -	49.880	26.286	1:16.166	93.54	0.332	15:13:57.676	
6 -	49.845	26.272	1:16.117 (3)	93.60	0.283	15:15:13.793	

P6		87 1000		Karl THOMPSON		Yamaha R1 - #Teamrace	
IDEAL LAP TIME : 1:14.810		BEST LAP TIME : 1:14.940		DIFFERENCE : 0.130			
LAP	SECTOR 1	SECTOR 2	LAP TIME	MPH	DIFF	TIME OF DAY	
1 -		26.569	1:20.986	87.97	6.046	15:08:55.449	
2 -	50.825	26.055	1:16.880	92.67	1.940	15:10:12.329	
3 -	49.538	26.442	1:15.980	93.76	1.040	15:11:28.309	
4 -	49.743	26.066	1:15.809 (3)	93.98	0.869	15:12:44.118	
5 -	48.755	26.223	1:14.978 (2)	95.02	0.038	15:13:59.096	
6 -	48.859	26.081	1:14.940 (1)	95.07		15:15:14.036	

BMCRC - MRO Championships 2022 - Rnd 8 @ Donington Park National

BMCRC Rookie 600 & 1000

RACE 10 - SECTOR ANALYSIS



SECTOR 1 = FL to I1, SECTOR 2 = I1 to FL, DIFF = Difference To Personal Best Lap, P = Crossed Finish Line in Pit Lane, D = Time Disallowed

P7		224 1000		Lee HEALEY		Suzuki GSXR 1000R - F-Tech Fire & Electrical Ltd / Ark Joinery	
IDEAL LAP TIME : 1:14.721		BEST LAP TIME : 1:15.461		DIFFERENCE : 0.740			
LAP	SECTOR 1	SECTOR 2	LAP TIME	MPH	DIFF	TIME OF DAY	
1 -		25.923	1:18.162	91.15	2.701	15:08:52.625	
2 -	49.560	26.977	1:16.537 (3)	93.08	1.076	15:10:09.162	
3 -	50.111	25.921	1:16.032 (2)	93.70	0.571	15:11:25.194	
4 -	48.800	26.661	1:15.461 (1)	94.41		15:12:40.655	
5 -	50.200	26.466	1:16.666	92.93	1.205	15:13:57.321	
6 -	50.729	26.431	1:17.160	92.33	1.699	15:15:14.481	

P8		56 1000		Paul HARRIS		Kawasaki ZX10R - Nhr Neil Harris Racing	
IDEAL LAP TIME : 1:15.670		BEST LAP TIME : 1:15.756		DIFFERENCE : 0.086			
LAP	SECTOR 1	SECTOR 2	LAP TIME	MPH	DIFF	TIME OF DAY	
1 -		26.176	1:21.552	87.36	5.796	15:08:56.015	
2 -	50.326	26.444	1:16.770	92.80	1.014	15:10:12.785	
3 -	49.996	26.199	1:16.195	93.50	0.439	15:11:28.980	
4 -	49.530	26.258	1:15.788 (2)	94.00	0.032	15:12:44.768	
5 -	49.603	26.153	1:15.756 (1)	94.04		15:14:00.524	
6 -	49.942	26.140	1:16.082 (3)	93.64	0.326	15:15:16.606	

P9		187 1000		Scott DERMOTT		Yamaha R1 - TwoClicksOut Racing	
IDEAL LAP TIME : 1:15.721		BEST LAP TIME : 1:15.910		DIFFERENCE : 0.189			
LAP	SECTOR 1	SECTOR 2	LAP TIME	MPH	DIFF	TIME OF DAY	
1 -		26.417	1:21.317	87.61	5.407	15:08:55.780	
2 -	49.878	26.032	1:15.910 (1)	93.85		15:10:11.690	
3 -	49.879	26.356	1:16.235 (3)	93.45	0.325	15:11:27.925	
4 -	50.026	26.432	1:16.458	93.18	0.548	15:12:44.383	
5 -	49.689	26.393	1:16.082 (2)	93.64	0.172	15:14:00.465	
6 -	50.371	26.134	1:16.505	93.12	0.595	15:15:16.970	

P10		36 1000		Alan MORGAN		Suzuki GSXR 1000 - Little Duck Racing	
IDEAL LAP TIME : 1:15.730		BEST LAP TIME : 1:16.110		DIFFERENCE : 0.380			
LAP	SECTOR 1	SECTOR 2	LAP TIME	MPH	DIFF	TIME OF DAY	
1 -		26.442	1:20.700	88.28	4.590	15:08:55.163	
2 -	49.983	26.127	1:16.110 (1)	93.60		15:10:11.273	
3 -	49.801	26.471	1:16.272 (3)	93.41	0.162	15:11:27.545	
4 -	50.004	26.258	1:16.262 (2)	93.42	0.152	15:12:43.807	
5 -	49.603	26.835	1:16.438	93.20	0.328	15:14:00.245	
6 -	50.888	26.228	1:17.116	92.38	1.006	15:15:17.361	

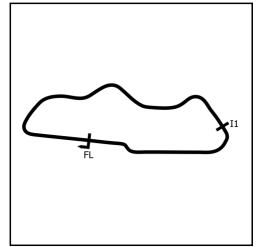
P11		81 1000		Dan HARTLE		Yamaha R1 - #Teamrace	
IDEAL LAP TIME : 1:17.148		BEST LAP TIME : 1:17.148		DIFFERENCE : 0.000			
LAP	SECTOR 1	SECTOR 2	LAP TIME	MPH	DIFF	TIME OF DAY	
1 -		26.860	1:23.218	85.61	6.070	15:08:57.681	
2 -	50.369	26.779	1:17.148 (1)	92.35		15:10:14.829	
3 -	50.785	26.993	1:17.778 (2)	91.60	0.630	15:11:32.607	
4 -	51.467	26.908	1:18.375	90.90	1.227	15:12:50.982	
5 -	50.757	27.189	1:17.946	91.40	0.798	15:14:08.928	
6 -	50.689	27.233	1:17.922 (3)	91.43	0.774	15:15:26.850	

P12		37 1000		Adam DAVEY		BMW S1000RR -	
IDEAL LAP TIME : 1:17.039		BEST LAP TIME : 1:17.039		DIFFERENCE : 0.000			
LAP	SECTOR 1	SECTOR 2	LAP TIME	MPH	DIFF	TIME OF DAY	
1 -		27.106	1:25.006	83.81	7.967	15:08:59.469	
2 -	51.988	26.541	1:18.529	90.72	1.490	15:10:17.998	
3 -	51.220	26.430	1:17.650 (3)	91.75	0.611	15:11:35.648	
4 -	51.454	26.397	1:17.851	91.51	0.812	15:12:53.499	
5 -	50.872	26.167	1:17.039 (1)	92.48		15:14:10.538	
6 -	51.013	26.511	1:17.524 (2)	91.90	0.485	15:15:28.062	

BMCRC - MRO Championships 2022 - Rnd 8 @ Donington Park National

BMCRC Rookie 600 & 1000

RACE 10 - SECTOR ANALYSIS



SECTOR 1 = FL to I1, SECTOR 2 = I1 to FL, DIFF = Difference To Personal Best Lap, P = Crossed Finish Line in Pit Lane, D = Time Disallowed

P13 34 1000 Ben CHEESEMAN		Kawasaki ZX10RR - BCH Services Kent Ltd				
IDEAL LAP TIME : 1:17.264		BEST LAP TIME : 1:17.264		DIFFERENCE : 0.000		
LAP	SECTOR 1	SECTOR 2	LAP TIME	MPH	DIFF	TIME OF DAY
1 -		26.939	1:23.765	85.05	6.501	15:08:58.228
2 -	50.436	26.828	1:17.264 (1)	92.21		15:10:15.492
3 -	51.052	27.265	1:18.317	90.97	1.053	15:11:33.809
4 -	51.227	27.064	1:18.291	91.00	1.027	15:12:52.100
5 -	51.061	26.967	1:18.028 (3)	91.30	0.764	15:14:10.128
6 -	50.917	27.042	1:17.959 (2)	91.38	0.695	15:15:28.087

P14 45 1000 Glenn SMITH		Kawasaki ZX10R - Team Blumpkin Racing				
IDEAL LAP TIME : 1:17.502		BEST LAP TIME : 1:17.502		DIFFERENCE : 0.000		
LAP	SECTOR 1	SECTOR 2	LAP TIME	MPH	DIFF	TIME OF DAY
1 -		27.211	1:24.373	84.44	6.871	15:08:58.836
2 -	50.620	26.882	1:17.502 (1)	91.92		15:10:16.338
3 -	51.550	27.140	1:18.690 (2)	90.54	1.188	15:11:35.028
4 -	50.994	29.489	1:20.483	88.52	2.981	15:12:55.511
5 -	51.221	27.503	1:18.724 (3)	90.50	1.222	15:14:14.235
6 -	51.739	27.409	1:19.148	90.01	1.646	15:15:33.383

P15 222 1000 Daniel MERCER		Honda CBR1000RR - Desperate Dan Racing				
IDEAL LAP TIME : 1:17.988		BEST LAP TIME : 1:18.436		DIFFERENCE : 0.448		
LAP	SECTOR 1	SECTOR 2	LAP TIME	MPH	DIFF	TIME OF DAY
1 -		27.152	1:25.724	83.11	7.288	15:09:00.187
2 -	52.183	27.023	1:19.206	89.95	0.770	15:10:19.393
3 -	51.958	26.808	1:18.766	90.45	0.330	15:11:38.159
4 -	51.910	26.526	1:18.436 (1)	90.83		15:12:56.595
5 -	51.462	27.116	1:18.578 (2)	90.66	0.142	15:14:15.173
6 -	51.879	26.859	1:18.738 (3)	90.48	0.302	15:15:33.911

P16 281 1000 Daniel FARLEY		Suzuki GSXR - F-TECH FIRE & ELECTRICAL LTD				
IDEAL LAP TIME : 1:20.024		BEST LAP TIME : 1:20.185		DIFFERENCE : 0.161		
LAP	SECTOR 1	SECTOR 2	LAP TIME	MPH	DIFF	TIME OF DAY
1 -		27.706	1:27.943	81.01	7.758	15:09:02.406
2 -	53.249	27.288	1:20.537 (2)	88.46	0.352	15:10:22.943
3 -	52.736	27.449	1:20.185 (1)	88.85		15:11:43.128
4 -	53.076	27.583	1:20.659 (3)	88.33	0.474	15:13:03.787
5 -	53.725	27.620	1:21.345	87.58	1.160	15:14:25.132

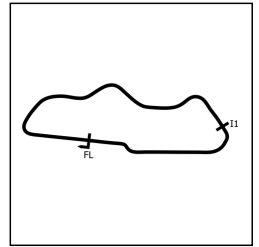
P17 96 1000 Pete SCOTT		Suzuki GSXR750 - South Hill MOT Centre				
IDEAL LAP TIME : 1:19.601		BEST LAP TIME : 1:19.913		DIFFERENCE : 0.312		
LAP	SECTOR 1	SECTOR 2	LAP TIME	MPH	DIFF	TIME OF DAY
1 -		28.465	1:27.961	80.99	8.048	15:09:02.424
2 -	53.920	28.284	1:22.204	86.67	2.291	15:10:24.628
3 -	51.991	28.045	1:20.036 (2)	89.01	0.123	15:11:44.664
4 -	52.303	27.610	1:19.913 (1)	89.15		15:13:04.577
5 -	53.439	27.780	1:21.219 (3)	87.72	1.306	15:14:25.796

P18 50 1000 Jason PAES		Aprilia RSV4 -				
IDEAL LAP TIME : 1:19.993		BEST LAP TIME : 1:20.111		DIFFERENCE : 0.118		
LAP	SECTOR 1	SECTOR 2	LAP TIME	MPH	DIFF	TIME OF DAY
1 -		28.016	1:28.474	80.52	8.363	15:09:02.937
2 -	53.220	27.298	1:20.518 (3)	88.48	0.407	15:10:23.455
3 -	52.867	27.632	1:20.499 (2)	88.50	0.388	15:11:43.954
4 -	52.695	27.416	1:20.111 (1)	88.93		15:13:04.065
5 -	53.764	28.380	1:22.144	86.73	2.033	15:14:26.209

BMCRC - MRO Championships 2022 - Rnd 8 @ Donington Park National

BMCRC Rookie 600 & 1000

RACE 10 - SECTOR ANALYSIS



SECTOR 1 = FL to I1, SECTOR 2 = I1 to FL, DIFF = Difference To Personal Best Lap, P = Crossed Finish Line in Pit Lane, D = Time Disallowed

P19 888 1000 Paul FAGG		Yamaha R1 4C8 - OnlyFans				
IDEAL LAP TIME : 1:19.698		BEST LAP TIME : 1:19.710		DIFFERENCE : 0.012		
LAP	SECTOR 1	SECTOR 2	LAP TIME	MPH	DIFF	TIME OF DAY
1 -		30.060	1:29.170	79.89	9.460	15:09:03.633
2 -	53.739	28.254	1:21.993	86.89	2.283	15:10:25.626
3 -	52.104	27.907	1:20.011 (2)	89.04	0.301	15:11:45.637
4 -	51.791	27.919	1:19.710 (1)	89.38		15:13:05.347
5 -	52.941	28.807	1:21.748 (3)	87.15	2.038	15:14:27.095

P20 274 1000 Stewart LATIMER		Suzuki GSXR1000 R - Fat Bloke Racing RR				
IDEAL LAP TIME : 1:21.064		BEST LAP TIME : 1:21.531		DIFFERENCE : 0.467		
LAP	SECTOR 1	SECTOR 2	LAP TIME	MPH	DIFF	TIME OF DAY
1 -		28.682	1:30.010	79.15	8.479	15:09:04.473
2 -	53.185	28.445	1:21.630 (2)	87.27	0.099	15:10:26.103
3 -	53.652	27.879	1:21.531 (1)	87.38		15:11:47.634
4 -	53.582	28.413	1:21.995 (3)	86.89	0.464	15:13:09.629
5 -	53.998	28.142	1:22.140	86.73	0.609	15:14:31.769

P21 141 600 Henry ROSS		Yamaha R6 -				
IDEAL LAP TIME : 1:15.301		BEST LAP TIME : 1:15.390		DIFFERENCE : 0.089		
LAP	SECTOR 1	SECTOR 2	LAP TIME	MPH	DIFF	TIME OF DAY
1 -		26.405	1:53.354	62.85	37.964	15:09:27.817
2 -	50.196	26.603	1:16.799	92.76	1.409	15:10:44.616
3 -	49.845	26.115	1:15.960 (2)	93.79	0.570	15:12:00.576
4 -	49.263	26.901	1:16.164 (3)	93.54	0.774	15:13:16.740
5 -	49.186	26.204	1:15.390 (1)	94.50		15:14:32.130

P22 7 1000 Steve WALLINGTON		Aprilia RSV4 -				
IDEAL LAP TIME : 1:21.221		BEST LAP TIME : 1:21.453		DIFFERENCE : 0.232		
LAP	SECTOR 1	SECTOR 2	LAP TIME	MPH	DIFF	TIME OF DAY
1 -		28.457	1:30.219	78.96	8.766	15:09:04.682
2 -	53.508	28.297	1:21.805 (2)	87.09	0.352	15:10:26.487
3 -	53.740	27.713	1:21.453 (1)	87.46		15:11:47.940
4 -	53.760	28.116	1:21.876 (3)	87.01	0.423	15:13:09.816
5 -	54.175	28.317	1:22.492	86.36	1.039	15:14:32.308

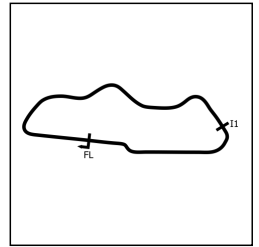
P23 29 600 Michael SHEPPHARD		Kawasaki ZX6R - RTR Performance, KRS Solutions				
IDEAL LAP TIME : 1:15.970		BEST LAP TIME : 1:15.970		DIFFERENCE : 0.000		
LAP	SECTOR 1	SECTOR 2	LAP TIME	MPH	DIFF	TIME OF DAY
1 -		26.638	1:53.205	62.93	37.235	15:09:27.668
2 -	50.048	26.617	1:16.665 (3)	92.93	0.695	15:10:44.333
3 -	50.458	26.463	1:16.921	92.62	0.951	15:12:01.254
4 -	49.738	26.232	1:15.970 (1)	93.78		15:13:17.224
5 -	50.091	26.524	1:16.615 (2)	92.99	0.645	15:14:33.839

P24 84 1000 Colin MCPHERSON		Kawasaki ZX10R -				
IDEAL LAP TIME : 1:22.643		BEST LAP TIME : 1:22.713		DIFFERENCE : 0.070		
LAP	SECTOR 1	SECTOR 2	LAP TIME	MPH	DIFF	TIME OF DAY
1 -		28.878	1:30.984	78.30	8.271	15:09:05.447
2 -	54.255	28.458	1:22.713 (1)	86.13		15:10:28.160
3 -	55.172	28.692	1:23.864 (3)	84.95	1.151	15:11:52.024
4 -	55.706	29.228	1:24.934	83.88	2.221	15:13:16.958
5 -	55.301	28.388	1:23.689 (2)	85.13	0.976	15:14:40.647

BMCRC - MRO Championships 2022 - Rnd 8 @ Donington Park National

BMCRC Rookie 600 & 1000

RACE 10 - SECTOR ANALYSIS



SECTOR 1 = FL to I1, SECTOR 2 = I1 to FL, DIFF = Difference To Personal Best Lap, P = Crossed Finish Line in Pit Lane, D = Time Disallowed

P25 41 600		Toby COOK		Triumph DAYTONA - Brixham Bodyworks		
IDEAL LAP TIME : 1:16.948		BEST LAP TIME : 1:17.013		DIFFERENCE : 0.065		
LAP	SECTOR 1	SECTOR 2	LAP TIME	MPH	DIFF	TIME OF DAY
1 -		27.683	1:57.001	60.89	39.988	15:09:31.464
2 -	50.943	27.094	1:18.037 (3)	91.29	1.024	15:10:49.501
3 -	50.834	27.845	1:18.679	90.55	1.666	15:12:08.180
4 -	50.161	26.852	1:17.013 (1)	92.51		15:13:25.193
5 -	50.512	27.091	1:17.603 (2)	91.80	0.590	15:14:42.796

P26 58 600		Paul NICHOLAS		Yamaha YZF R6 - MARLEY COMMS		
IDEAL LAP TIME : 1:17.443		BEST LAP TIME : 1:17.608		DIFFERENCE : 0.165		
LAP	SECTOR 1	SECTOR 2	LAP TIME	MPH	DIFF	TIME OF DAY
1 -		27.770	1:57.104	60.83	39.496	15:09:31.567
2 -	51.139	27.190	1:18.329 (3)	90.95	0.721	15:10:49.896
3 -	50.992	27.869	1:18.861	90.34	1.253	15:12:08.757
4 -	50.544	27.064	1:17.608 (1)	91.80		15:13:26.365
5 -	50.379	27.335	1:17.714 (2)	91.67	0.106	15:14:44.079

P27 120 600		James GOWER		Yamaha R6 - TeamRubyRacing		
IDEAL LAP TIME : 1:18.222		BEST LAP TIME : 1:18.228		DIFFERENCE : 0.006		
LAP	SECTOR 1	SECTOR 2	LAP TIME	MPH	DIFF	TIME OF DAY
1 -		27.679	1:56.476	61.16	38.248	15:09:30.939
2 -	50.835	27.393	1:18.228 (1)	91.07		15:10:49.167
3 -	51.008	27.924	1:18.932	90.26	0.704	15:12:08.099
4 -	50.829	27.587	1:18.416 (2)	90.85	0.188	15:13:26.515
5 -	51.020	27.399	1:18.419 (3)	90.85	0.191	15:14:44.934

P28 320 600		Will HOPKINS		Kawasaki ZX6R - WH RACING		
IDEAL LAP TIME : 1:18.605		BEST LAP TIME : 1:18.734		DIFFERENCE : 0.129		
LAP	SECTOR 1	SECTOR 2	LAP TIME	MPH	DIFF	TIME OF DAY
1 -		27.551	1:57.529	60.61	38.795	15:09:31.992
2 -	52.143	27.253	1:19.396	89.73	0.662	15:10:51.388
3 -	51.732	27.191	1:18.923 (2)	90.27	0.189	15:12:10.311
4 -	51.485	27.249	1:18.734 (1)	90.49		15:13:29.045
5 -	51.919	27.120	1:19.039 (3)	90.14	0.305	15:14:48.084

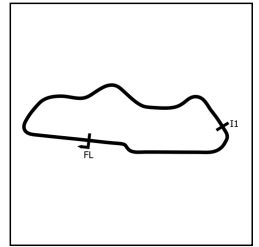
P29 28 600		Tom WALKER		Honda CBR600RR -		
IDEAL LAP TIME : 1:19.314		BEST LAP TIME : 1:19.522		DIFFERENCE : 0.208		
LAP	SECTOR 1	SECTOR 2	LAP TIME	MPH	DIFF	TIME OF DAY
1 -		28.112	1:58.338	60.20	38.816	15:09:32.801
2 -	51.751	27.771	1:19.522 (1)	89.59		15:10:52.323
3 -	52.048	27.563	1:19.611 (2)	89.49	0.089	15:12:11.934
4 -	52.965	27.826	1:20.791	88.18	1.269	15:13:32.725
5 -	52.444	27.817	1:20.261 (3)	88.76	0.739	15:14:52.986

P30 43 600		Paul NIELD		Honda CBR600RR -		
IDEAL LAP TIME : 1:20.426		BEST LAP TIME : 1:20.426		DIFFERENCE : 0.000		
LAP	SECTOR 1	SECTOR 2	LAP TIME	MPH	DIFF	TIME OF DAY
1 -		27.872	1:59.081	59.82	38.655	15:09:33.544
2 -	52.792	27.634	1:20.426 (1)	88.58		15:10:53.970
3 -	52.934	27.860	1:20.794 (2)	88.18	0.368	15:12:14.764
4 -	53.255	28.190	1:21.445	87.47	1.019	15:13:36.209
5 -	53.378	28.020	1:21.398 (3)	87.52	0.972	15:14:57.607

BMCRC - MRO Championships 2022 - Rnd 8 @ Donington Park National

BMCRC Rookie 600 & 1000

RACE 10 - SECTOR ANALYSIS



SECTOR 1 = FL to I1, SECTOR 2 = I1 to FL, DIFF = Difference To Personal Best Lap, P = Crossed Finish Line in Pit Lane, D = Time Disallowed

P31 885 600		Oliver HOBBS		Kawasaki ZX6R - Skyline Roofing centres		
IDEAL LAP TIME : 1:19.589		BEST LAP TIME : 1:19.872		DIFFERENCE : 0.283		
LAP	SECTOR 1	SECTOR 2	LAP TIME	MPH	DIFF	TIME OF DAY
1 -		28.657	2:01.741	58.52	41.869	15:09:36.204
2 -	52.798	28.110	1:20.908 (3)	88.05	1.036	15:10:57.112
3 -	51.966	28.108	1:20.074 (2)	88.97	0.202	15:12:17.186
4 -	52.249	27.623	1:19.872 (1)	89.20		15:13:37.058
5 -	53.088	28.102	1:21.190	87.75	1.318	15:14:58.248

P32 126 600		Rhys SNOOK		Yamaha R6 - RES Ventures		
IDEAL LAP TIME : 1:21.595		BEST LAP TIME : 1:21.662		DIFFERENCE : 0.067		
LAP	SECTOR 1	SECTOR 2	LAP TIME	MPH	DIFF	TIME OF DAY
1 -		28.463	2:00.529	59.11	38.867	15:09:34.992
2 -	53.695	28.273	1:21.968	86.91	0.306	15:10:56.960
3 -	53.416	28.246	1:21.662 (1)	87.24		15:12:18.622
4 -	53.523	28.179	1:21.702 (2)	87.20	0.040	15:13:40.324
5 -	53.493	28.417	1:21.910 (3)	86.98	0.248	15:15:02.234

P33 155 600		Eliot SMITH		Honda CBR600RR - Pro-Moto Europe Ltd		
IDEAL LAP TIME : 1:22.908		BEST LAP TIME : 1:22.937		DIFFERENCE : 0.029		
LAP	SECTOR 1	SECTOR 2	LAP TIME	MPH	DIFF	TIME OF DAY
1 -		29.220	2:01.837	58.47	38.900	15:09:36.300
2 -	54.751	28.990	1:23.741 (2)	85.07	0.804	15:11:00.041
3 -	55.042	28.974	1:24.016 (3)	84.80	1.079	15:12:24.057
4 -	53.934	29.003	1:22.937 (1)	85.90		15:13:46.994
5 -	55.157	29.557	1:24.714	84.10	1.777	15:15:11.708

P34 4 600		Kallum BEDWELL		Suzuki GSXR - KB		
IDEAL LAP TIME : 1:22.227		BEST LAP TIME : 1:22.541		DIFFERENCE : 0.314		
LAP	SECTOR 1	SECTOR 2	LAP TIME	MPH	DIFF	TIME OF DAY
1 -		28.857	2:03.281	57.79	40.740	15:09:37.744
2 -	55.118	28.613	1:23.731 (3)	85.08	1.190	15:11:01.475
3 -	55.325	28.882	1:24.207	84.60	1.666	15:12:25.682
4 -	53.614	28.927	1:22.541 (1)	86.31		15:13:48.223
5 -	54.284	29.322	1:23.606 (2)	85.21	1.065	15:15:11.829

P35 46 600		Pete MARSH		Kawasaki ZX6R - Zipped Up Racing		
IDEAL LAP TIME : 1:17.920		BEST LAP TIME : 1:18.182		DIFFERENCE : 0.262		
LAP	SECTOR 1	SECTOR 2	LAP TIME	MPH	DIFF	TIME OF DAY
1 -		27.147	1:55.763	61.54	37.581	15:09:30.226
2 -	50.993	27.206	1:18.199 (2)	91.10	0.017	15:10:48.425
3 -	50.960	27.307	1:18.267 (3)	91.02	0.085	15:12:06.692
4 -	50.929	27.253	1:18.182 (1)	91.12		15:13:24.874
5 -	50.773	27.505	1:18.278	91.01	0.096	15:14:43.152

P36 444 600		Micheal HANRAHAN		Yamaha R600 - T G CAD SERVICES/ G and g mobility services		
IDEAL LAP TIME :		BEST LAP TIME :		DIFFERENCE :		
LAP	SECTOR 1	SECTOR 2	LAP TIME	MPH	DIFF	TIME OF DAY
1 -		30.505	2:05.475	56.78		15:09:39.938

BMCRC - MRO Championships 2022 - Rnd 8 @ Donington Park National

BMCRC Rookie 600 & 1000

RACE 10 - BEST SECTORS

SECTOR 1			SECTOR 2			IDEAL / BEST COMPARISON						
POS	NO	NAME	TIME	NO	NAME	TIME	POS	NO	NAME	IDEAL	BEST	DIFF
									PERFECT LAP	1:12.136		
1	449	WALLINGTON	47.078	449	WALLINGTON	25.058	1	449	WALLINGTON	1:12.136	1:12.162	0.026
2	334	BRANDISH	47.953	69	COKER	25.418	2	334	BRANDISH	1:13.586	1:13.616	0.030
3	23	HINCHCLIFFE	48.428	334	BRANDISH	25.633	3	69	COKER	1:13.910	1:13.910	0.000
4	69	COKER	48.492	23	HINCHCLIFFE	25.810	4	23	HINCHCLIFFE	1:14.238	1:14.351	0.113
5	87	THOMPSON	48.755	224	HEALEY	25.921	5	224	HEALEY	1:14.721	1:15.461	0.740
6	224	HEALEY	48.800	149	WILKINS	25.938	6	87	THOMPSON	1:14.810	1:14.940	0.130
7	149	WILKINS	49.128	187	DERMOTT	26.032	7	149	WILKINS	1:15.066	1:15.834	0.768
8	141	ROSS	49.186	87	THOMPSON	26.055	8	141	ROSS	1:15.301	1:15.390	0.089
9	56	HARRIS	49.530	141	ROSS	26.115	9	56	HARRIS	1:15.670	1:15.756	0.086
10	36	MORGAN	49.603	36	MORGAN	26.127	10	187	DERMOTT	1:15.721	1:15.910	0.189
11	187	DERMOTT	49.689	56	HARRIS	26.140	11	36	MORGAN	1:15.730	1:16.110	0.380
12	29	SHEPPHARD	49.738	37	DAVEY	26.167	12	29	SHEPPHARD	1:15.970	1:15.970	0.000
13	41	COOK	50.096	29	SHEPPHARD	26.232	13	41	COOK	1:16.948	1:17.013	0.065
14	81	HARTLE	50.369	222	MERCER	26.526	14	37	DAVEY	1:17.039	1:17.039	0.000
15	58	NICHOLAS	50.379	81	HARTLE	26.779	15	81	HARTLE	1:17.148	1:17.148	0.000
16	34	CHEESEMAN	50.436	34	CHEESEMAN	26.828	16	34	CHEESEMAN	1:17.264	1:17.264	0.000
17	45	SMITH	50.620	41	COOK	26.852	17	58	NICHOLAS	1:17.443	1:17.608	0.165
18	46	MARSH	50.773	45	SMITH	26.882	18	45	SMITH	1:17.502	1:17.502	0.000
19	120	GOWER	50.829	58	NICHOLAS	27.064	19	46	MARSH	1:17.920	1:18.182	0.262
20	37	DAVEY	50.872	320	HOPKINS	27.120	20	222	MERCER	1:17.988	1:18.436	0.448
21	222	MERCER	51.462	46	MARSH	27.147	21	120	GOWER	1:18.222	1:18.228	0.006
22	320	HOPKINS	51.485	281	FARLEY	27.288	22	320	HOPKINS	1:18.605	1:18.734	0.129
23	28	WALKER	51.751	50	PAES	27.298	23	28	WALKER	1:19.314	1:19.522	0.208
24	888	FAGG	51.791	120	GOWER	27.393	24	885	HOBBS	1:19.589	1:19.872	0.283
25	885	HOBBS	51.966	28	WALKER	27.563	25	96	SCOTT	1:19.601	1:19.913	0.312
26	96	SCOTT	51.991	96	SCOTT	27.610	26	888	FAGG	1:19.698	1:19.710	0.012
27	50	PAES	52.695	885	HOBBS	27.623	27	50	PAES	1:19.993	1:20.111	0.118
28	281	FARLEY	52.736	43	NIELD	27.634	28	281	FARLEY	1:20.024	1:20.185	0.161
29	43	NIELD	52.792	7	WALLINGTON	27.713	29	43	NIELD	1:20.426	1:20.426	0.000
30	274	LATIMER	53.185	274	LATIMER	27.879	30	274	LATIMER	1:21.064	1:21.531	0.467
31	126	SNOOK	53.416	888	FAGG	27.907	31	7	WALLINGTON	1:21.221	1:21.453	0.232
32	7	WALLINGTON	53.508	126	SNOOK	28.179	32	126	SNOOK	1:21.595	1:21.662	0.067
33	4	BEDWELL	53.614	84	MCPHERSON	28.388	33	4	BEDWELL	1:22.227	1:22.541	0.314
34	155	SMITH	53.934	4	BEDWELL	28.613	34	84	MCPHERSON	1:22.643	1:22.713	0.070
35	84	MCPHERSON	54.255	155	SMITH	28.974	35	155	SMITH	1:22.908	1:22.937	0.029
36				444	HANRAHAN	30.505	36	444	HANRAHAN			

BMCRC - MRO Championships 2022 - Rnd 8 @ Donington Park National

BMCRC Rookie 600 & 1000

RACE 10 - STATISTICS

Competitors Started 36
Planned Start 2022-09-03 @ 15:12:00.000
Actual Start 2022-09-03 @ 15:07:34.462
Finish Time 2022-09-03 @ 15:14:53.516
Track Length 1.9790mi.
Total Laps 191
Total Distance Covered 378.0018mi.

Session Fastest Lap History

NO	CL	NAME	LAP TIME	TIME OF DAY	LAP	VEHICLE
449	1000	Luke WALLINGTON	1:12.162	15:10:02.120	2	Yamaha R1 4C8

Session Leader History

NO	CL	NAME	FROM LAP	LAPS LED	DISTANCE	VEHICLE
449	1000	Luke WALLINGTON	1	6	11.83 miles	Yamaha R1 4C8

Flag History

TYPE	TIME OF DAY
GREEN	15:07:34.462
FINISH	15:14:53.516

Flag Statistics

TYPE	COUNT	TOTAL LAPS	TOTAL TIME
Green	1	6	10:28.197
Red	0	0	0.000
Safety Car	0	0	0.000
FCY	0	0	0.000

BMCRC - MRO Championships 2022 - Rnd 8 @ Donington Park National

BMCRC Rookie 600 & 1000

RACE 10 - STATISTICS

CLASS : 1000

22 Starters

Fastest Lap History

NO	NAME	LAP TIME	TIME OF DAY	LAP	VEHICLE
449	Luke WALLINGTON	1:12.162	15:10:02.120	2	Yamaha R1 4C8

Leader History

NO	NAME	FROM LAP	LAPS LED	DISTANCE	VEHICLE
449	Luke WALLINGTON	1	6	11.83 miles	Yamaha R1 4C8

BMCRC - MRO Championships 2022 - Rnd 8 @ Donington Park National

BMCRC Rookie 600 & 1000

RACE 10 - STATISTICS

CLASS : 600

14 Starters

Fastest Lap History

NO	NAME	LAP TIME	TIME OF DAY	LAP	VEHICLE
29	Michael SHEPPHARD	1:16.665	15:10:44.335	2	Kawasaki ZX6R
141	Henry ROSS	1:15.960	15:12:00.591	3	Yamaha R6
141	Henry ROSS	1:15.390	15:14:32.144	5	Yamaha R6

Leader History

NO	NAME	FROM LAP	LAPS LED	DISTANCE	VEHICLE
29	Michael SHEPPHARD	1	2	3.92 miles	Kawasaki ZX6R
141	Henry ROSS	3	3	5.93 miles	Yamaha R6

BMCRC - MRO Championships 2022 - Rnd 8 @ Donington Park National

BMCRC Rookie 600 & 1000

RACE 19 - GRID (7 Laps)



CONTRACTORS LTD

ROW 15	45		44	177	Calogero LAURICELLA	43	42	Kai EVANS	
ROW 14	42	929	Aaron DAYKIN	41	444	Micheal HANRAHAN	40	155	1:22.937 Eliot SMITH
ROW 13	39	4	1:22.541 Kallum BEDWELL	38	126	1:21.662 Rhys SNOOK	37	43	1:20.426 Paul NIELD
ROW 12	36	885	1:19.872 Oliver HOBBS	35	28	1:19.522 Tom WALKER	34	320	1:18.734 Will HOPKINS
ROW 11	33	120	1:18.228 James GOWER	32	46	1:18.182 Pete MARSH	31	58	1:17.608 Paul NICHOLAS
ROW 10	30	41	1:17.013 Toby COOK	29	29	1:15.970 Michael SHEPPHARD	28	141	1:15.390 Henry ROSS
ROW 9	27			26			25		
ROW 8	24			23			22	84	1:22.713 Colin MCPHERSON
ROW 7	21	274	1:21.531 Stewart LATIMER	20	7	1:21.453 Steve WALLINGTON	19	281	1:20.185 Daniel FARLEY
ROW 6	18	50	1:20.111 Jason PAES	17	96	1:19.913 Pete SCOTT	16	888	1:19.710 Paul FAGG
ROW 5	15	222	1:18.436 Daniel MERCER	14	45	1:17.502 Glenn SMITH	13	34	1:17.264 Ben CHEESEMAN
ROW 4	12	81	1:17.148 Dan HARTLE	11	37	1:17.039 Adam DAVEY	10	36	1:16.110 Alan MORGAN
ROW 3	9	187	1:15.910 Scott DERMOTT	8	149	1:15.834 David WILKINS	7	56	1:15.756 Paul HARRIS
ROW 2	6	224	1:15.461 Lee HEALEY	5	87	1:14.940 Karl THOMPSON	4	23	1:14.351 Harry HINCHCLIFFE
ROW 1	3	69	1:13.910 Alfie COKER	2	334	1:13.616 Anthony BRANDISH	1	449	1:12.162 Luke WALLINGTON

Pole

Donington Park National: 1.9790 miles

These results are provisional until the conclusion of any judicial and technical matters.

Clerk Of Course :	Stewards :	Timekeeper : <i>Craig Smith</i>
-------------------	------------	------------------------------------

Results can be found at www.tsl-timing.com

Printed - 15:23 Saturday, 03 September 2022



BMCRC - MRO Championships 2022 - Rnd 8 @ Donington Park National

BMCRC Rookie 600 & 1000

RACE 19 - CLASSIFICATION



CONTRACTORS LTD

POS	NO	CL	PIC NAME	ENTRY	LAPS	TIME	GAP	DIFF	MPH	BEST	ON
1	449	1000	1 Luke WALLINGTON	Yamaha R1 4C8 - BW Bespoke Developments Ltd	7	8:35.929			96.40	1:13.022	3
2	334	1000	2 Anthony BRANDISH	Suzuki GSXR 1000 - BW bespoke developments ltd	7	8:39.957	4.028	4.028	95.65	1:13.483	4
3	23	1000	3 Harry HINCHCLIFFE	Kawasaki ZX10R GEN 4 -	7	8:43.809	7.880	3.852	94.95	1:13.863	2
4	69	1000	4 Alfie COKER	Kawasaki ZX10RR - Elmech Racing	7	8:44.223	8.294	0.414	94.87	1:13.901	2
5	224	1000	5 Lee HEALEY	Suzuki GSXR 1000R - F-Tech Fire & Electrical Ltd /	7	8:50.868	14.939	6.645	93.68	1:14.633	3
6	87	1000	6 Karl THOMPSON	Yamaha R1 - #Teamrace	7	8:51.083	15.154	0.215	93.65	1:14.524	7
7	149	1000	7 David WILKINS	Yamaha R1 - TwoClicksOut Racing	7	8:52.842	16.913	1.759	93.34	1:15.295	3
8	187	1000	8 Scott DERMOTT	Yamaha R1 - TwoClicksOut Racing	7	8:52.860	16.931	0.018	93.33	1:15.075	4
9	36	1000	9 Alan MORGAN	Suzuki GSXR 1000 - Little Duck Racing	7	9:05.452	29.523	12.592	91.18	1:16.707	2
10	34	1000	10 Ben CHEESEMAN	Kawasaki ZX10RR - BCH Services Kent Ltd	7	9:06.921	30.992	1.469	90.93	1:16.782	6
11	81	1000	11 Dan HARTLE	Yamaha R1 - #Teamrace	7	9:06.976	31.047	0.055	90.92	1:16.590	7
12	56	1000	12 Paul HARRIS	Kawasaki ZX10R - Nhr Neil Harris Racing	7	9:09.975	34.046	2.999	90.43	1:16.778	4
13	45	1000	13 Glenn SMITH	Kawasaki ZX10R - Team Blumpkin Racing	7	9:19.720	43.791	9.745	88.85	1:17.709	4
14	222	1000	14 Daniel MERCER	Honda CBR1000RR - Desperate Dan Racing	7	9:23.682	47.753	3.962	88.23	1:19.056	4
15	281	1000	15 Daniel FARLEY	Suzuki GSXR - F-TECH FIRE & ELECTRICAL LTD	7	9:23.935	48.006	0.253	88.19	1:18.670	4
16	888	1000	16 Paul FAGG	Yamaha R1 4C8 - OnlyFans	7	9:24.871	48.942	0.936	88.04	1:18.649	7
17	50	1000	17 Jason PAES	Aprilia RSV4 -	7	9:26.464	50.535	1.593	87.80	1:19.070	4
18	29	600	1 Michael SHEPPHARD	Kawasaki ZX6R - RTR Performance, KRS Solutions	7	9:29.145	53.216	2.681	87.38	1:15.830	7
19	141	600	2 Henry ROSS	Yamaha R6 -	7	9:30.484	54.555	1.339	87.18	1:15.619	2
20	96	1000	18 Pete SCOTT	Suzuki GSXR750 - South Hill MOT Centre	7	9:30.967	55.038	0.483	87.10	1:18.967	3
21	274	1000	19 Stewart LATIMER	Suzuki GSXR1000 R - Fat Bloke Racing RR	7	9:38.347	1:02.418	7.380	85.99	1:21.166	3
22	41	600	3 Toby COOK	Triumph DAYTONA - Brixham Bodyworks	7	9:45.756	1:09.827	7.409	84.90	1:17.379	7
23	58	600	4 Paul NICHOLAS	Yamaha YZF R6 - MARLEY COMMS	7	9:46.788	1:10.859	1.032	84.75	1:17.572	6
24	120	600	5 James GOWER	Yamaha R6 - TeamRubyRacing	7	9:48.798	1:12.869	2.010	84.47	1:17.874	6
25	320	600	6 Will HOPKINS	Kawasaki ZX6R - WH RACING	7	9:50.191	1:14.262	1.393	84.27	1:18.732	6
26	7*	1000	20 Steve WALLINGTON	Aprilia RSV4 -	7	9:51.236	1:15.307	1.045	84.12	1:20.811	6
27	84	1000	21 Colin MCPHERSON	Kawasaki ZX10R -	7	9:53.650	1:17.721	2.414	83.78	1:23.293	3
28	28	600	7 Tom WALKER	Honda CBR600RR -	7	9:57.218	1:21.289	3.568	83.27	1:18.770	2
29	43	600	8 Paul NIELD	Honda CBR600RR -	6	8:37.539	1 Lap	1 Lap	82.33	1:19.068	2
30	885	600	9 Oliver HOBBS	Kawasaki ZX6R - Skyline Roofing centres	6	8:37.645	1 Lap	0.106	82.31	1:18.800	5
31	126	600	10 Rhys SNOOK	Yamaha R6 - RES Ventures	6	8:52.866	1 Lap	15.221	79.96	1:21.132	6
32	4	600	11 Kallum BEDWELL	Suzuki GSXR - KB	6	8:59.419	1 Lap	6.553	78.99	1:22.540	6
33	155	600	12 Eliot SMITH	Honda CBR600RR - Pro-Moto Europe Ltd	6	9:00.703	1 Lap	1.284	78.80	1:23.160	5

NOT CLASSIFIED

DNF	37	1000	Adam DAVEY	BMW S1000RR -	5	9:17.404	2 Laps	1 Lap	63.66	1:16.588	4
-----	----	------	------------	---------------	---	----------	--------	-------	-------	----------	---

FASTEST LAP

449	1000	Luke WALLINGTON	Yamaha R1 4C8 - BW Bespoke Developments Ltd	3	1:13.022	97.56 mph	157.02 kph
141	600	Henry ROSS	Yamaha R6 -	2	1:15.619	94.21 mph	151.62 kph

* No. 7 - 10 second penalty - jump start
 Class 1000 - 92.5% of Race Speed = 89.17 mph
 Class 600 - 92.5% of Race Speed = 80.82 mph

Weather / Track : Cloudy / Dry

These results are provisional until the conclusion of any judicial and technical matters.

Race Distance: 7 Laps / 13.85 miles
 Donington Park National: 1.9790 miles
 Date: 03/09/2022 Start: 17:33 Finish: 17:42

Clerk Of Course :	Stewards :	Timekeeper : <i>Craig Smith</i>
-------------------	------------	------------------------------------

Results can be found at www.tsl-timing.com

Printed - 17:44 Saturday, 03 September 2022



BMCRC - MRO Championships 2022 - Rnd 8 @ Donington Park National

BMCRC Rookie 600 & 1000

RACE 19 - LAP CHART

LAP 1 @ 17:34:43.155

NO	BEHIND	LAP TIME
449		1:15.938
334	1.026	1:16.964
69	1.477	1:17.415
23	2.271	1:18.209
149	2.979	1:18.917
224	3.130	1:19.068
87	3.928	1:19.866
187	4.546	1:20.484
34	6.564	1:22.502
36	6.845	1:22.783
81	7.546	1:23.484
37	8.315	1:24.253
222	8.651	1:24.589
56	8.927	1:24.865
45	10.397	1:26.335
888	10.532	1:26.470
281	11.297	1:27.235
50	12.046	1:27.984
96	12.110	1:28.048
274	12.757	1:28.695
7	13.670	1:29.608
84	14.605	1:30.543
29	36.927	1:52.865
141	37.746	1:53.684
58	39.703	1:55.641
320	40.177	1:56.115
41	40.583	1:56.521
28	41.293	1:57.231
120	41.628	1:57.566
43	42.349	1:58.287
885	43.310	1:59.248
126	45.510	2:01.448
155	46.796	2:02.734
4	47.847	2:03.785

LAP 2 @ 17:35:56.342

NO	BEHIND	LAP TIME
449		1:13.187
334	1.629	1:13.790
69	2.191	1:13.901
23	2.947	1:13.863
224	4.776	1:14.833
149	5.362	1:15.570
87	6.003	1:15.262
187	6.830	1:15.471
36	10.365	1:16.707
34	10.801	1:17.424
81	11.866	1:17.507
56	14.194	1:18.454
37	14.212	1:19.084
45	15.651	1:18.441
222	16.158	1:20.694
888	17.039	1:19.694
281	17.473	1:19.363
50	18.271	1:19.412
96	19.410	1:20.487
274	20.954	1:21.384
7	22.226	1:21.743
84	24.957	1:23.539
29	39.725	1:15.985
141	40.178	1:15.619
58	45.300	1:18.784
41	46.319	1:18.923

320	46.556	1:19.566
28	46.876	1:18.770
120	47.551	1:19.110
43	48.230	1:19.068
885	50.080	1:19.957
126	55.213	1:22.890
155	56.803	1:23.194
4	58.750	1:24.090

LAP 3 @ 17:37:09.364

NO	BEHIND	LAP TIME
449		1:13.022
334	2.226	1:13.619
69	3.343	1:14.174
23	3.893	1:13.968
224	6.387	1:14.633
149	7.635	1:15.295
87	7.953	1:14.972
187	9.014	1:15.206
36	14.057	1:16.714
34	14.998	1:17.219
81	16.586	1:17.742
56	19.082	1:17.910
37	19.731	1:18.541
45	20.821	1:18.192
222	22.563	1:19.427
888	23.601	1:19.584
281	23.675	1:19.224
50	24.556	1:19.307
96	25.355	1:18.967
274	29.098	1:21.166
7	31.490	1:22.286
84	35.228	1:23.293
29	42.541	1:15.838
141	43.107	1:15.951
41	52.008	1:18.711
58	52.008	1:19.730
320	52.350	1:18.816
120	53.108	1:18.579
43	54.298	1:19.090
28	54.600	1:20.746
885	58.000	1:20.942
126	1:04.802	1:22.611
155	1:07.461	1:23.680
4	1:09.018	1:23.290

LAP 4 @ 17:38:22.568

NO	BEHIND	LAP TIME
449		1:13.204
334	2.505	1:13.483
69	4.584	1:14.445
23	5.049	1:14.360
224	8.388	1:15.205
87	10.032	1:15.283
149	10.182	1:15.751
187	10.885	1:15.075
36	17.725	1:16.872
34	18.722	1:16.928
81	20.560	1:17.178
56	22.656	1:16.778
37	23.115	1:16.588
45	25.326	1:17.709
222	28.415	1:19.056
281	29.141	1:18.670
888	29.809	1:19.412

50	30.422	1:19.070
96	31.360	1:19.209
274	37.384	1:21.490
7	40.431	1:22.145
29	45.355	1:16.018
84	45.468	1:23.444
141	45.674	1:15.771
41	56.667	1:17.863
58	57.476	1:18.672
320	57.983	1:18.837
120	58.130	1:18.226
43	1:00.795	1:19.701
28	1:00.882	1:19.486
885	1:03.770	1:18.974
126	1:14.029	1:22.431

LAP 5 @ 17:39:36.731

NO	BEHIND	LAP TIME
449		1:14.163
334	2.789	1:14.447
155	1 Lap	1:23.885
4	1 Lap	1:22.952
69	4.875	1:14.454
23	5.263	1:14.377
224	9.232	1:15.007
87	11.722	1:15.853
149	11.805	1:15.786
187	12.344	1:15.622
36	21.138	1:17.576
34	21.980	1:17.421
81	23.728	1:17.331
56	25.472	1:16.979
45	30.305	1:19.142
222	34.674	1:20.422
281	35.071	1:20.093
888	36.033	1:20.387
50	36.391	1:20.132
96	38.244	1:21.047
274	45.816	1:22.595
29	47.749	1:16.557
141	48.045	1:16.534
7	49.020	1:22.752
84	55.637	1:24.332
41	1:00.701	1:18.197
58	1:00.927	1:17.614
320	1:02.822	1:19.002
120	1:03.368	1:19.401
28	1:06.331	1:19.612
43	1:07.381	1:20.749
885	1:08.407	1:18.800

LAP 6 @ 17:40:49.806

NO	BEHIND	LAP TIME
449		1:13.075
334	3.880	1:14.166
69	6.396	1:14.596
23	7.044	1:14.856
126	1 Lap	1:22.354
224	12.008	1:15.851
87	13.970	1:15.323
155	1 Lap	1:23.160
4	1 Lap	1:22.762
149	14.461	1:15.731
187	14.914	1:15.645
36	25.451	1:17.388

34	25.687	1:16.782
81	27.797	1:17.144
56	29.846	1:17.449
45	37.489	1:20.259
222	41.548	1:19.949
281	42.575	1:20.579
888	43.633	1:20.675
50	43.775	1:20.459
96	45.785	1:20.616
29	50.726	1:16.052
141	51.114	1:16.144
274	54.300	1:21.559
7	56.756	1:20.811
58	1:05.424	1:17.572
41	1:05.788	1:18.162
84	1:06.675	1:24.113
120	1:08.167	1:17.874
320	1:08.479	1:18.732
28	1:12.695	1:19.439

LAP 7 @ 17:42:03.146

NO	BEHIND	LAP TIME
449		1:13.340
43	1 Lap	1:20.644
885	1 Lap	1:19.724
334	4.028	1:13.488
23	7.880	1:14.176
69	8.294	1:15.238
224	14.939	1:16.271
87	15.154	1:14.524
149	16.913	1:15.792
187	16.931	1:15.357
126	1 Lap	1:21.132
4	1 Lap	1:22.540
155	1 Lap	1:24.050
36	29.523	1:17.412
34	30.992	1:18.645
81	31.047	1:16.590
56	34.046	1:17.540
37	2 Laps	3:58.938 P
45	43.791	1:19.642
222	47.753	1:19.545
281	48.006	1:18.771
888	48.942	1:18.649
50	50.535	1:20.100
29	53.216	1:15.830
141	54.555	1:16.781
96	55.038	1:22.593
274	1:02.418	1:21.458
7	1:05.307	1:21.891
41	1:09.827	1:17.379
58	1:10.859	1:18.775
120	1:12.869	1:18.042
320	1:14.262	1:19.123
84	1:17.721	1:24.386
28	1:21.289	1:21.934

BMCRC - MRO Championships 2022 - Rnd 8 @ Donington Park National

BMCRC Rookie 600 & 1000

RACE 19 - SECTOR ANALYSIS



SECTOR 1 = FL to I1, SECTOR 2 = I1 to FL, DIFF = Difference To Personal Best Lap, P = Crossed Finish Line in Pit Lane, D = Time Disallowed

P1 449 1000 Luke WALLINGTON		Yamaha R1 4C8 - BW Bespoke Developments Ltd				
IDEAL LAP TIME : 1:12.806		BEST LAP TIME : 1:13.022		DIFFERENCE : 0.216		
LAP	SECTOR 1	SECTOR 2	LAP TIME	MPH	DIFF	TIME OF DAY
1 -		25.304	1:15.938	93.82	2.916	17:34:43.155
2 -	47.705	25.482	1:13.187 (3)	97.34	0.165	17:35:56.342
3 -	47.502	25.520	1:13.022 (1)	97.56		17:37:09.364
4 -	47.781	25.423	1:13.204	97.32	0.182	17:38:22.568
5 -	48.575	25.588	1:14.163	96.06	1.141	17:39:36.731
6 -	47.604	25.471	1:13.075 (2)	97.49	0.053	17:40:49.806
7 -	47.678	25.662	1:13.340	97.14	0.318	17:42:03.146

P2 334 1000 Anthony BRANDISH		Suzuki GSXR 1000 - BW bespoke developments ltd				
IDEAL LAP TIME : 1:13.301		BEST LAP TIME : 1:13.483		DIFFERENCE : 0.182		
LAP	SECTOR 1	SECTOR 2	LAP TIME	MPH	DIFF	TIME OF DAY
1 -		25.727	1:16.964	92.57	3.481	17:34:44.181
2 -	47.876	25.914	1:13.790	96.55	0.307	17:35:57.971
3 -	47.969	25.650	1:13.619 (3)	96.77	0.136	17:37:11.590
4 -	47.651	25.832	1:13.483 (1)	96.95		17:38:25.073
5 -	48.196	26.251	1:14.447	95.70	0.964	17:39:39.520
6 -	48.367	25.799	1:14.166	96.06	0.683	17:40:53.686
7 -	47.671	25.817	1:13.488 (2)	96.94	0.005	17:42:07.174

P3 23 1000 Harry HINCHCLIFFE		Kawasaki ZX10R GEN 4 -				
IDEAL LAP TIME : 1:13.633		BEST LAP TIME : 1:13.863		DIFFERENCE : 0.230		
LAP	SECTOR 1	SECTOR 2	LAP TIME	MPH	DIFF	TIME OF DAY
1 -		25.699	1:18.209	91.09	4.346	17:34:45.426
2 -	47.962	25.901	1:13.863 (1)	96.45		17:35:59.289
3 -	48.148	25.820	1:13.968 (2)	96.32	0.105	17:37:13.257
4 -	48.689	25.671	1:14.360	95.81	0.497	17:38:27.617
5 -	48.547	25.830	1:14.377	95.79	0.514	17:39:41.994
6 -	48.517	26.339	1:14.856	95.17	0.993	17:40:56.850
7 -	48.203	25.973	1:14.176 (3)	96.05	0.313	17:42:11.026

P4 69 1000 Alfie COKER		Kawasaki ZX10RR - Elmech Racing				
IDEAL LAP TIME : 1:13.901		BEST LAP TIME : 1:13.901		DIFFERENCE : 0.000		
LAP	SECTOR 1	SECTOR 2	LAP TIME	MPH	DIFF	TIME OF DAY
1 -		25.806	1:17.415	92.03	3.514	17:34:44.632
2 -	48.349	25.552	1:13.901 (1)	96.40		17:35:58.533
3 -	48.431	25.743	1:14.174 (2)	96.05	0.273	17:37:12.707
4 -	48.686	25.759	1:14.445 (3)	95.70	0.544	17:38:27.152
5 -	48.753	25.701	1:14.454	95.69	0.553	17:39:41.606
6 -	48.461	26.135	1:14.596	95.50	0.695	17:40:56.202
7 -	49.146	26.092	1:15.238	94.69	1.337	17:42:11.440

P5 224 1000 Lee HEALEY		Suzuki GSXR 1000R - F-Tech Fire & Electrical Ltd / Ark Joinery				
IDEAL LAP TIME : 1:14.562		BEST LAP TIME : 1:14.633		DIFFERENCE : 0.071		
LAP	SECTOR 1	SECTOR 2	LAP TIME	MPH	DIFF	TIME OF DAY
1 -		25.872	1:19.068	90.10	4.435	17:34:46.285
2 -	48.768	26.065	1:14.833 (2)	95.20	0.200	17:36:01.118
3 -	48.690	25.943	1:14.633 (1)	95.46		17:37:15.751
4 -	49.288	25.917	1:15.205	94.73	0.572	17:38:30.956
5 -	49.016	25.991	1:15.007 (3)	94.98	0.374	17:39:45.963
6 -	49.298	26.553	1:15.851	93.92	1.218	17:41:01.814
7 -	49.744	26.527	1:16.271	93.41	1.638	17:42:18.085

BMCRC - MRO Championships 2022 - Rnd 8 @ Donington Park National

BMCRC Rookie 600 & 1000

RACE 19 - SECTOR ANALYSIS



SECTOR 1 = FL to I1, SECTOR 2 = I1 to FL, DIFF = Difference To Personal Best Lap, P = Crossed Finish Line in Pit Lane, D = Time Disallowed

P6		87 1000 Karl THOMPSON		Yamaha R1 - #Teamrace		
IDEAL LAP TIME : 1:14.250		BEST LAP TIME : 1:14.524		DIFFERENCE : 0.274		
LAP	SECTOR 1	SECTOR 2	LAP TIME	MPH	DIFF	TIME OF DAY
1 -		26.202	1:19.866	89.20	5.342	17:34:47.083
2 -	49.105	26.157	1:15.262 (3)	94.66	0.738	17:36:02.345
3 -	48.972	26.000	1:14.972 (2)	95.03	0.448	17:37:17.317
4 -	49.153	26.130	1:15.283	94.63	0.759	17:38:32.600
5 -	49.651	26.202	1:15.853	93.92	1.329	17:39:48.453
6 -	48.711	26.612	1:15.323	94.58	0.799	17:41:03.776
7 -	48.250	26.274	1:14.524 (1)	95.60		17:42:18.300

P7		149 1000 David WILKINS		Yamaha R1 - TwoClicksOut Racing		
IDEAL LAP TIME : 1:15.222		BEST LAP TIME : 1:15.295		DIFFERENCE : 0.073		
LAP	SECTOR 1	SECTOR 2	LAP TIME	MPH	DIFF	TIME OF DAY
1 -		26.089	1:18.917	90.28	3.622	17:34:46.134
2 -	49.244	26.326	1:15.570 (2)	94.27	0.275	17:36:01.704
3 -	49.133	26.162	1:15.295 (1)	94.62		17:37:16.999
4 -	49.340	26.411	1:15.751	94.05	0.456	17:38:32.750
5 -	49.540	26.246	1:15.786	94.01	0.491	17:39:48.536
6 -	49.451	26.280	1:15.731 (3)	94.07	0.436	17:41:04.267
7 -	49.604	26.188	1:15.792	94.00	0.497	17:42:20.059

P8		187 1000 Scott DERMOTT		Yamaha R1 - TwoClicksOut Racing		
IDEAL LAP TIME : 1:15.003		BEST LAP TIME : 1:15.075		DIFFERENCE : 0.072		
LAP	SECTOR 1	SECTOR 2	LAP TIME	MPH	DIFF	TIME OF DAY
1 -		26.274	1:20.484	88.52	5.409	17:34:47.701
2 -	49.409	26.062	1:15.471	94.40	0.396	17:36:03.172
3 -	48.998	26.208	1:15.206 (2)	94.73	0.131	17:37:18.378
4 -	48.941	26.134	1:15.075 (1)	94.90		17:38:33.453
5 -	49.274	26.348	1:15.622	94.21	0.547	17:39:49.075
6 -	49.263	26.382	1:15.645	94.18	0.570	17:41:04.720
7 -	49.270	26.087	1:15.357 (3)	94.54	0.282	17:42:20.077

P9		36 1000 Alan MORGAN		Suzuki GSXR 1000 - Little Duck Racing		
IDEAL LAP TIME : 1:15.810		BEST LAP TIME : 1:16.707		DIFFERENCE : 0.897		
LAP	SECTOR 1	SECTOR 2	LAP TIME	MPH	DIFF	TIME OF DAY
1 -		26.866	1:22.783	86.06	6.076	17:34:50.000
2 -	49.618	27.089	1:16.707 (1)	92.88		17:36:06.707
3 -	50.210	26.504	1:16.714 (2)	92.87	0.007	17:37:23.421
4 -	49.830	27.042	1:16.872 (3)	92.68	0.165	17:38:40.293
5 -	50.872	26.704	1:17.576	91.84	0.869	17:39:57.869
6 -	50.333	27.055	1:17.388	92.06	0.681	17:41:15.257
7 -	51.220	26.192	1:17.412	92.03	0.705	17:42:32.669

P10		34 1000 Ben CHEESEMAN		Kawasaki ZX10RR - BCH Services Kent Ltd		
IDEAL LAP TIME : 1:16.319		BEST LAP TIME : 1:16.782		DIFFERENCE : 0.463		
LAP	SECTOR 1	SECTOR 2	LAP TIME	MPH	DIFF	TIME OF DAY
1 -		26.767	1:22.502	86.35	5.720	17:34:49.719
2 -	50.592	26.832	1:17.424	92.02	0.642	17:36:07.143
3 -	50.906	26.313	1:17.219 (3)	92.26	0.437	17:37:24.362
4 -	50.498	26.430	1:16.928 (2)	92.61	0.146	17:38:41.290
5 -	50.592	26.829	1:17.421	92.02	0.639	17:39:58.711
6 -	50.006	26.776	1:16.782 (1)	92.79		17:41:15.493
7 -	51.626	27.019	1:18.645	90.59	1.863	17:42:34.138

BMCRC - MRO Championships 2022 - Rnd 8 @ Donington Park National

BMCRC Rookie 600 & 1000

RACE 19 - SECTOR ANALYSIS



SECTOR 1 = FL to I1, SECTOR 2 = I1 to FL, DIFF = Difference To Personal Best Lap, P = Crossed Finish Line in Pit Lane, D = Time Disallowed

P11 81 1000 Dan HARTLE			Yamaha R1 - #Teamrace			
IDEAL LAP TIME : 1:16.590		BEST LAP TIME : 1:16.590		DIFFERENCE : 0.000		
LAP	SECTOR 1	SECTOR 2	LAP TIME	MPH	DIFF	TIME OF DAY
1 -		27.091	1:23.484	85.34	6.894	17:34:50.701
2 -	50.500	27.007	1:17.507	91.92	0.917	17:36:08.208
3 -	50.568	27.174	1:17.742	91.64	1.152	17:37:25.950
4 -	50.364	26.814	1:17.178 (3)	92.31	0.588	17:38:43.128
5 -	50.544	26.787	1:17.331	92.13	0.741	17:40:00.459
6 -	49.956	27.188	1:17.144 (2)	92.35	0.554	17:41:17.603
7 -	49.847	26.743	1:16.590 (1)	93.02		17:42:34.193

P12 56 1000 Paul HARRIS			Kawasaki ZX10R - Nhr Neil Harris Racing			
IDEAL LAP TIME : 1:16.778		BEST LAP TIME : 1:16.778		DIFFERENCE : 0.000		
LAP	SECTOR 1	SECTOR 2	LAP TIME	MPH	DIFF	TIME OF DAY
1 -		26.982	1:24.865	83.95	8.087	17:34:52.082
2 -	51.495	26.959	1:18.454	90.81	1.676	17:36:10.536
3 -	51.116	26.794	1:17.910	91.44	1.132	17:37:28.446
4 -	50.291	26.487	1:16.778 (1)	92.79		17:38:45.224
5 -	50.413	26.566	1:16.979 (2)	92.55	0.201	17:40:02.203
6 -	50.572	26.877	1:17.449 (3)	91.99	0.671	17:41:19.652
7 -	50.570	26.970	1:17.540	91.88	0.762	17:42:37.192

P13 45 1000 Glenn SMITH			Kawasaki ZX10R - Team Blumpkin Racing			
IDEAL LAP TIME : 1:17.709		BEST LAP TIME : 1:17.709		DIFFERENCE : 0.000		
LAP	SECTOR 1	SECTOR 2	LAP TIME	MPH	DIFF	TIME OF DAY
1 -		27.443	1:26.335	82.52	8.626	17:34:53.552
2 -	51.285	27.156	1:18.441 (3)	90.82	0.732	17:36:11.993
3 -	50.973	27.219	1:18.192 (2)	91.11	0.483	17:37:30.185
4 -	50.563	27.146	1:17.709 (1)	91.68		17:38:47.894
5 -	51.464	27.678	1:19.142	90.02	1.433	17:40:07.036
6 -	52.235	28.024	1:20.259	88.77	2.550	17:41:27.295
7 -	52.225	27.417	1:19.642	89.45	1.933	17:42:46.937

P14 222 1000 Daniel MERCER			Honda CBR1000RR - Desperate Dan Racing			
IDEAL LAP TIME : 1:18.828		BEST LAP TIME : 1:19.056		DIFFERENCE : 0.228		
LAP	SECTOR 1	SECTOR 2	LAP TIME	MPH	DIFF	TIME OF DAY
1 -		27.159	1:24.589	84.22	5.533	17:34:51.806
2 -	53.523	27.171	1:20.694	88.29	1.638	17:36:12.500
3 -	52.424	27.003	1:19.427 (2)	89.70	0.371	17:37:31.927
4 -	51.825	27.231	1:19.056 (1)	90.12		17:38:50.983
5 -	52.886	27.536	1:20.422	88.59	1.366	17:40:11.405
6 -	52.769	27.180	1:19.949	89.11	0.893	17:41:31.354
7 -	52.305	27.240	1:19.545 (3)	89.56	0.489	17:42:50.899

P15 281 1000 Daniel FARLEY			Suzuki GSXR - F-TECH FIRE & ELECTRICAL LTD			
IDEAL LAP TIME : 1:18.245		BEST LAP TIME : 1:18.670		DIFFERENCE : 0.425		
LAP	SECTOR 1	SECTOR 2	LAP TIME	MPH	DIFF	TIME OF DAY
1 -		27.417	1:27.235	81.67	8.565	17:34:54.452
2 -	52.243	27.120	1:19.363	89.77	0.693	17:36:13.815
3 -	52.017	27.207	1:19.224 (3)	89.93	0.554	17:37:33.039
4 -	51.225	27.445	1:18.670 (1)	90.56		17:38:51.709
5 -	52.511	27.582	1:20.093	88.95	1.423	17:40:11.802
6 -	52.840	27.739	1:20.579	88.41	1.909	17:41:32.381
7 -	51.751	27.020	1:18.771 (2)	90.44	0.101	17:42:51.152

BMCRC - MRO Championships 2022 - Rnd 8 @ Donington Park National

BMCRC Rookie 600 & 1000

RACE 19 - SECTOR ANALYSIS



SECTOR 1 = FL to I1, SECTOR 2 = I1 to FL, DIFF = Difference To Personal Best Lap, P = Crossed Finish Line in Pit Lane, D = Time Disallowed

P16 888 1000 Paul FAGG			Yamaha R1 4C8 - OnlyFans			
IDEAL LAP TIME : 1:18.649		BEST LAP TIME : 1:18.649		DIFFERENCE : 0.000		
LAP	SECTOR 1	SECTOR 2	LAP TIME	MPH	DIFF	TIME OF DAY
1 -		28.018	1:26.470	82.39	7.821	17:34:53.687
2 -	52.299	27.395	1:19.694	89.39	1.045	17:36:13.381
3 -	52.017	27.567	1:19.584 (3)	89.52	0.935	17:37:32.965
4 -	51.671	27.741	1:19.412 (2)	89.71	0.763	17:38:52.377
5 -	52.200	28.187	1:20.387	88.62	1.738	17:40:12.764
6 -	52.344	28.331	1:20.675	88.31	2.026	17:41:33.439
7 -	51.317	27.332	1:18.649 (1)	90.58		17:42:52.088

P17 50 1000 Jason PAES			Aprilia RSV4 -			
IDEAL LAP TIME : 1:19.070		BEST LAP TIME : 1:19.070		DIFFERENCE : 0.000		
LAP	SECTOR 1	SECTOR 2	LAP TIME	MPH	DIFF	TIME OF DAY
1 -		27.711	1:27.984	80.97	8.914	17:34:55.201
2 -	52.105	27.307	1:19.412 (3)	89.71	0.342	17:36:14.613
3 -	51.922	27.385	1:19.307 (2)	89.83	0.237	17:37:33.920
4 -	51.877	27.193	1:19.070 (1)	90.10		17:38:52.990
5 -	52.318	27.814	1:20.132	88.91	1.062	17:40:13.122
6 -	52.604	27.855	1:20.459	88.54	1.389	17:41:33.581
7 -	52.523	27.577	1:20.100	88.94	1.030	17:42:53.681

P18 29 600 Michael SHEPPHARD			Kawasaki ZX6R - RTR Performance, KRS Solutions			
IDEAL LAP TIME : 1:15.305		BEST LAP TIME : 1:15.830		DIFFERENCE : 0.525		
LAP	SECTOR 1	SECTOR 2	LAP TIME	MPH	DIFF	TIME OF DAY
1 -		26.281	1:52.865	63.12	37.035	17:35:20.082
2 -	49.823	26.162	1:15.985 (3)	93.76	0.155	17:36:36.067
3 -	49.725	26.113	1:15.838 (2)	93.94	0.008	17:37:51.905
4 -	49.405	26.613	1:16.018	93.72	0.188	17:39:07.923
5 -	49.561	26.996	1:16.557	93.06	0.727	17:40:24.480
6 -	49.994	26.058	1:16.052	93.68	0.222	17:41:40.532
7 -	49.930	25.900	1:15.830 (1)	93.95		17:42:56.362

P19 141 600 Henry ROSS			Yamaha R6 -			
IDEAL LAP TIME : 1:15.128		BEST LAP TIME : 1:15.619		DIFFERENCE : 0.491		
LAP	SECTOR 1	SECTOR 2	LAP TIME	MPH	DIFF	TIME OF DAY
1 -		26.548	1:53.684	62.67	38.065	17:35:20.901
2 -	49.361	26.258	1:15.619 (1)	94.21		17:36:36.520
3 -	49.592	26.359	1:15.951 (3)	93.80	0.332	17:37:52.471
4 -	49.128	26.643	1:15.771 (2)	94.02	0.152	17:39:08.242
5 -	49.769	26.765	1:16.534	93.09	0.915	17:40:24.776
6 -	50.144	26.000	1:16.144	93.56	0.525	17:41:40.920
7 -	49.549	27.232	1:16.781	92.79	1.162	17:42:57.701

P20 96 1000 Pete SCOTT			Suzuki GSXR750 - South Hill MOT Centre			
IDEAL LAP TIME : 1:18.888		BEST LAP TIME : 1:18.967		DIFFERENCE : 0.079		
LAP	SECTOR 1	SECTOR 2	LAP TIME	MPH	DIFF	TIME OF DAY
1 -		28.770	1:28.048	80.91	9.081	17:34:55.265
2 -	52.487	28.000	1:20.487 (3)	88.51	1.520	17:36:15.752
3 -	51.561	27.406	1:18.967 (1)	90.22		17:37:34.719
4 -	51.482	27.727	1:19.209 (2)	89.94	0.242	17:38:53.928
5 -	52.797	28.250	1:21.047	87.90	2.080	17:40:14.975
6 -	52.659	27.957	1:20.616	88.37	1.649	17:41:35.591
7 -	52.286	30.307	1:22.593	86.26	3.626	17:42:58.184

BMCRC - MRO Championships 2022 - Rnd 8 @ Donington Park National

BMCRC Rookie 600 & 1000

RACE 19 - SECTOR ANALYSIS



SECTOR 1 = FL to I1, SECTOR 2 = I1 to FL, DIFF = Difference To Personal Best Lap, P = Crossed Finish Line in Pit Lane, D = Time Disallowed

P21 274 1000		Stewart LATIMER		Suzuki GSXR1000 R - Fat Bloke Racing RR			
IDEAL LAP TIME : 1:20.854		BEST LAP TIME : 1:21.166		DIFFERENCE : 0.312			
LAP	SECTOR 1	SECTOR 2	LAP TIME	MPH	DIFF	TIME OF DAY	
1 -		28.051	1:28.695	80.32	7.529	17:34:55.912	
2 -	53.171	28.213	1:21.384 (2)	87.54	0.218	17:36:17.296	
3 -	52.955	28.211	1:21.166 (1)	87.77		17:37:38.462	
4 -	53.591	27.899	1:21.490	87.42	0.324	17:38:59.952	
5 -	53.544	29.051	1:22.595	86.25	1.429	17:40:22.547	
6 -	53.656	27.903	1:21.559	87.35	0.393	17:41:44.106	
7 -	53.517	27.941	1:21.458 (3)	87.46	0.292	17:43:05.564	

P22 41 600		Toby COOK		Triumph DAYTONA - Brixham Bodyworks			
IDEAL LAP TIME : 1:17.379		BEST LAP TIME : 1:17.379		DIFFERENCE : 0.000			
LAP	SECTOR 1	SECTOR 2	LAP TIME	MPH	DIFF	TIME OF DAY	
1 -		27.558	1:56.521	61.14	39.142	17:35:23.738	
2 -	51.541	27.382	1:18.923	90.27	1.544	17:36:42.661	
3 -	51.095	27.616	1:18.711	90.51	1.332	17:38:01.372	
4 -	50.730	27.133	1:17.863 (2)	91.50	0.484	17:39:19.235	
5 -	50.912	27.285	1:18.197	91.11	0.818	17:40:37.432	
6 -	50.749	27.413	1:18.162 (3)	91.15	0.783	17:41:55.594	
7 -	50.298	27.081	1:17.379 (1)	92.07		17:43:12.973	

P23 58 600		Paul NICHOLAS		Yamaha YZF R6 - MARLEY COMMS			
IDEAL LAP TIME : 1:17.572		BEST LAP TIME : 1:17.572		DIFFERENCE : 0.000			
LAP	SECTOR 1	SECTOR 2	LAP TIME	MPH	DIFF	TIME OF DAY	
1 -		27.438	1:55.641	61.61	38.069	17:35:22.858	
2 -	51.073	27.711	1:18.784	90.43	1.212	17:36:41.642	
3 -	52.033	27.697	1:19.730	89.35	2.158	17:38:01.372	
4 -	51.510	27.162	1:18.672 (3)	90.56	1.100	17:39:20.044	
5 -	50.500	27.114	1:17.614 (2)	91.79	0.042	17:40:37.658	
6 -	50.475	27.097	1:17.572 (1)	91.84		17:41:55.230	
7 -	50.942	27.833	1:18.775	90.44	1.203	17:43:14.005	

P24 120 600		James GOWER		Yamaha R6 - TeamRubyRacing			
IDEAL LAP TIME : 1:17.813		BEST LAP TIME : 1:17.874		DIFFERENCE : 0.061			
LAP	SECTOR 1	SECTOR 2	LAP TIME	MPH	DIFF	TIME OF DAY	
1 -		27.705	1:57.566	60.60	39.692	17:35:24.783	
2 -	51.466	27.644	1:19.110	90.05	1.236	17:36:43.893	
3 -	51.241	27.338	1:18.579	90.66	0.705	17:38:02.472	
4 -	51.172	27.054	1:18.226 (3)	91.07	0.352	17:39:20.698	
5 -	51.391	28.010	1:19.401	89.72	1.527	17:40:40.099	
6 -	50.759	27.115	1:17.874 (1)	91.48		17:41:57.973	
7 -	50.829	27.213	1:18.042 (2)	91.29	0.168	17:43:16.015	

P25 320 600		Will HOPKINS		Kawasaki ZX6R - WH RACING			
IDEAL LAP TIME : 1:18.353		BEST LAP TIME : 1:18.732		DIFFERENCE : 0.379			
LAP	SECTOR 1	SECTOR 2	LAP TIME	MPH	DIFF	TIME OF DAY	
1 -		27.210	1:56.115	61.35	37.383	17:35:23.332	
2 -	51.812	27.754	1:19.566	89.54	0.834	17:36:42.898	
3 -	51.704	27.112	1:18.816 (2)	90.39	0.084	17:38:01.714	
4 -	51.646	27.191	1:18.837 (3)	90.37	0.105	17:39:20.551	
5 -	51.255	27.747	1:19.002	90.18	0.270	17:40:39.553	
6 -	51.349	27.383	1:18.732 (1)	90.49		17:41:58.285	
7 -	51.241	27.882	1:19.123	90.04	0.391	17:43:17.408	

BMCRC - MRO Championships 2022 - Rnd 8 @ Donington Park National

BMCRC Rookie 600 & 1000

RACE 19 - SECTOR ANALYSIS



SECTOR 1 = FL to I1, SECTOR 2 = I1 to FL, DIFF = Difference To Personal Best Lap, P = Crossed Finish Line in Pit Lane, D = Time Disallowed

P26		7 1000		Steve WALLINGTON		Aprilia RSV4 -	
IDEAL LAP TIME : 1:20.811		BEST LAP TIME : 1:20.811		DIFFERENCE : 0.000			
LAP	SECTOR 1	SECTOR 2	LAP TIME	MPH	DIFF	TIME OF DAY	
1 -		28.535	1:29.608	79.50	8.797	17:34:56.825	
2 -	53.857	27.886	1:21.743 (2)	87.15	0.932	17:36:18.568	
3 -	53.800	28.486	1:22.286	86.58	1.475	17:37:40.854	
4 -	54.230	27.915	1:22.145	86.73	1.334	17:39:02.999	
5 -	54.533	28.219	1:22.752	86.09	1.941	17:40:25.751	
6 -	53.229	27.582	1:20.811 (1)	88.16		17:41:46.562	
7 -	53.567	28.324	1:21.891 (3)	87.00	1.080	17:43:08.453	

P27		84 1000		Colin MCPHERSON		Kawasaki ZX10R -	
IDEAL LAP TIME : 1:23.293		BEST LAP TIME : 1:23.293		DIFFERENCE : 0.000			
LAP	SECTOR 1	SECTOR 2	LAP TIME	MPH	DIFF	TIME OF DAY	
1 -		28.873	1:30.543	78.68	7.250	17:34:57.760	
2 -	55.017	28.522	1:23.539 (3)	85.28	0.246	17:36:21.299	
3 -	54.912	28.381	1:23.293 (1)	85.53		17:37:44.592	
4 -	54.971	28.473	1:23.444 (2)	85.38	0.151	17:39:08.036	
5 -	55.309	29.023	1:24.332	84.48	1.039	17:40:32.368	
6 -	55.221	28.892	1:24.113	84.70	0.820	17:41:56.481	
7 -	55.360	29.026	1:24.386	84.42	1.093	17:43:20.867	

P28		28 600		Tom WALKER		Honda CBR600RR -	
IDEAL LAP TIME : 1:18.608		BEST LAP TIME : 1:18.770		DIFFERENCE : 0.162			
LAP	SECTOR 1	SECTOR 2	LAP TIME	MPH	DIFF	TIME OF DAY	
1 -		27.551	1:57.231	60.77	38.461	17:35:24.448	
2 -	51.348	27.422	1:18.770 (1)	90.44		17:36:43.218	
3 -	53.486	27.260	1:20.746	88.23	1.976	17:38:03.964	
4 -	51.793	27.693	1:19.486 (3)	89.63	0.716	17:39:23.450	
5 -	51.640	27.972	1:19.612	89.49	0.842	17:40:43.062	
6 -	51.823	27.616	1:19.439 (2)	89.68	0.669	17:42:02.501	
7 -	53.868	28.066	1:21.934	86.95	3.164	17:43:24.435	

P29		43 600		Paul NIELD		Honda CBR600RR -	
IDEAL LAP TIME : 1:18.928		BEST LAP TIME : 1:19.068		DIFFERENCE : 0.140			
LAP	SECTOR 1	SECTOR 2	LAP TIME	MPH	DIFF	TIME OF DAY	
1 -		27.622	1:58.287	60.23	39.219	17:35:25.504	
2 -	51.767	27.301	1:19.068 (1)	90.10		17:36:44.572	
3 -	51.627	27.463	1:19.090 (2)	90.08	0.022	17:38:03.662	
4 -	51.801	27.900	1:19.701 (3)	89.39	0.633	17:39:23.363	
5 -	52.649	28.100	1:20.749	88.23	1.681	17:40:44.112	
6 -	52.247	28.397	1:20.644	88.34	1.576	17:42:04.756	

P30		885 600		Oliver HOBBS		Kawasaki ZX6R - Skyline Roofing centres	
IDEAL LAP TIME : 1:18.358		BEST LAP TIME : 1:18.800		DIFFERENCE : 0.442			
LAP	SECTOR 1	SECTOR 2	LAP TIME	MPH	DIFF	TIME OF DAY	
1 -		28.143	1:59.248	59.74	40.448	17:35:26.465	
2 -	52.168	27.789	1:19.957	89.10	1.157	17:36:46.422	
3 -	52.572	28.370	1:20.942	88.02	2.142	17:38:07.364	
4 -	51.544	27.430	1:18.974 (2)	90.21	0.174	17:39:26.338	
5 -	50.928	27.872	1:18.800 (1)	90.41		17:40:45.138	
6 -	51.317	28.407	1:19.724 (3)	89.36	0.924	17:42:04.862	

BMCRC - MRO Championships 2022 - Rnd 8 @ Donington Park National

BMCRC Rookie 600 & 1000

RACE 19 - SECTOR ANALYSIS



SECTOR 1 = FL to I1, SECTOR 2 = I1 to FL, DIFF = Difference To Personal Best Lap, P = Crossed Finish Line in Pit Lane, D = Time Disallowed

P31 126 600 Rhys SNOOK		Yamaha R6 - RES Ventures				
IDEAL LAP TIME : 1:21.132		BEST LAP TIME : 1:21.132		DIFFERENCE : 0.000		
LAP	SECTOR 1	SECTOR 2	LAP TIME	MPH	DIFF	TIME OF DAY
1 -		28.827	2:01.448	58.66	40.316	17:35:28.665
2 -	53.990	28.900	1:22.890	85.95	1.758	17:36:51.555
3 -	54.010	28.601	1:22.611	86.24	1.479	17:38:14.166
4 -	53.876	28.555	1:22.431 (3)	86.43	1.299	17:39:36.597
5 -	53.495	28.859	1:22.354 (2)	86.51	1.222	17:40:58.951
6 -	53.421	27.711	1:21.132 (1)	87.81		17:42:20.083

P32 4 600 Kallum BEDWELL		Suzuki GSXR - KB				
IDEAL LAP TIME : 1:22.525		BEST LAP TIME : 1:22.540		DIFFERENCE : 0.015		
LAP	SECTOR 1	SECTOR 2	LAP TIME	MPH	DIFF	TIME OF DAY
1 -		29.764	2:03.785	57.55	41.245	17:35:31.002
2 -	55.416	28.674	1:24.090	84.72	1.550	17:36:55.092
3 -	54.608	28.682	1:23.290	85.54	0.750	17:38:18.382
4 -	54.341	28.611	1:22.952 (3)	85.88	0.412	17:39:41.334
5 -	53.978	28.784	1:22.762 (2)	86.08	0.222	17:41:04.096
6 -	53.993	28.547	1:22.540 (1)	86.31		17:42:26.636

P33 155 600 Eliot SMITH		Honda CBR600RR - Pro-Moto Europe Ltd				
IDEAL LAP TIME : 1:22.884		BEST LAP TIME : 1:23.160		DIFFERENCE : 0.276		
LAP	SECTOR 1	SECTOR 2	LAP TIME	MPH	DIFF	TIME OF DAY
1 -		28.795	2:02.734	58.04	39.574	17:35:29.951
2 -	54.347	28.847	1:23.194 (2)	85.63	0.034	17:36:53.145
3 -	54.824	28.856	1:23.680 (3)	85.14	0.520	17:38:16.825
4 -	54.694	29.191	1:23.885	84.93	0.725	17:39:40.710
5 -	54.089	29.071	1:23.160 (1)	85.67		17:41:03.870
6 -	54.964	29.086	1:24.050	84.76	0.890	17:42:27.920

P34 37 1000 Adam DAVEY		BMW S1000RR -				
IDEAL LAP TIME : 1:16.372		BEST LAP TIME : 1:16.588		DIFFERENCE : 0.216		
LAP	SECTOR 1	SECTOR 2	LAP TIME	MPH	DIFF	TIME OF DAY
1 -		27.389	1:24.253	84.56	7.665	17:34:51.470
2 -	51.640	27.444	1:19.084 (3)	90.08	2.496	17:36:10.554
3 -	51.353	27.188	1:18.541 (2)	90.71	1.953	17:37:29.095
4 -	50.450	26.138	1:16.588 (1)	93.02		17:38:45.683
5 -	50.234	IN PIT	3:58.938 P	29.81	2:42.350	17:42:44.621

BMCRC - MRO Championships 2022 - Rnd 8 @ Donington Park National

BMCRC Rookie 600 & 1000

RACE 19 - BEST SECTORS

SECTOR 1			SECTOR 2			IDEAL / BEST COMPARISON						
POS	NO	NAME	TIME	NO	NAME	TIME	POS	NO	NAME	IDEAL	BEST	DIFF
									PERFECT LAP	1:12.806		
1	449	WALLINGTON	47.502	449	WALLINGTON	25.304	1	449	WALLINGTON	1:12.806	1:13.022	0.216
2	334	BRANDISH	47.651	69	COKER	25.552	2	334	BRANDISH	1:13.301	1:13.483	0.182
3	23	HINCHCLIFFE	47.962	334	BRANDISH	25.650	3	23	HINCHCLIFFE	1:13.633	1:13.863	0.230
4	87	THOMPSON	48.250	23	HINCHCLIFFE	25.671	4	69	COKER	1:13.901	1:13.901	0.000
5	69	COKER	48.349	224	HEALEY	25.872	5	87	THOMPSON	1:14.250	1:14.524	0.274
6	224	HEALEY	48.690	29	SHEPPHARD	25.900	6	224	HEALEY	1:14.562	1:14.633	0.071
7	187	DERMOTT	48.941	87	THOMPSON	26.000	7	187	DERMOTT	1:15.003	1:15.075	0.072
8	141	ROSS	49.128	141	ROSS	26.000	8	141	ROSS	1:15.128	1:15.619	0.491
9	149	WILKINS	49.133	187	DERMOTT	26.062	9	149	WILKINS	1:15.222	1:15.295	0.073
10	29	SHEPPHARD	49.405	149	WILKINS	26.089	10	29	SHEPPHARD	1:15.305	1:15.830	0.525
11	36	MORGAN	49.618	37	DAVEY	26.138	11	36	MORGAN	1:15.810	1:16.707	0.897
12	81	HARTLE	49.847	36	MORGAN	26.192	12	34	CHEESEMAN	1:16.319	1:16.782	0.463
13	34	CHEESEMAN	50.006	34	CHEESEMAN	26.313	13	37	DAVEY	1:16.372	1:16.588	0.216
14	37	DAVEY	50.234	56	HARRIS	26.487	14	81	HARTLE	1:16.590	1:16.590	0.000
15	56	HARRIS	50.291	81	HARTLE	26.743	15	56	HARRIS	1:16.778	1:16.778	0.000
16	41	COOK	50.298	222	MERCER	27.003	16	41	COOK	1:17.379	1:17.379	0.000
17	58	NICHOLAS	50.475	281	FARLEY	27.020	17	58	NICHOLAS	1:17.572	1:17.572	0.000
18	45	SMITH	50.563	120	GOWER	27.054	18	45	SMITH	1:17.709	1:17.709	0.000
19	120	GOWER	50.759	41	COOK	27.081	19	120	GOWER	1:17.813	1:17.874	0.061
20	885	HOBBS	50.928	58	NICHOLAS	27.097	20	281	FARLEY	1:18.245	1:18.670	0.425
21	281	FARLEY	51.225	320	HOPKINS	27.112	21	320	HOPKINS	1:18.353	1:18.732	0.379
22	320	HOPKINS	51.241	45	SMITH	27.146	22	885	HOBBS	1:18.358	1:18.800	0.442
23	888	FAGG	51.317	50	PAES	27.193	23	28	WALKER	1:18.608	1:18.770	0.162
24	28	WALKER	51.348	28	WALKER	27.260	24	888	FAGG	1:18.649	1:18.649	0.000
25	96	SCOTT	51.482	43	NIELD	27.301	25	222	MERCER	1:18.828	1:19.056	0.228
26	43	NIELD	51.627	888	FAGG	27.332	26	96	SCOTT	1:18.888	1:18.967	0.079
27	222	MERCER	51.825	96	SCOTT	27.406	27	43	NIELD	1:18.928	1:19.068	0.140
28	50	PAES	51.877	885	HOBBS	27.430	28	50	PAES	1:19.070	1:19.070	0.000
29	274	LATIMER	52.955	7	WALLINGTON	27.582	29	7	WALLINGTON	1:20.811	1:20.811	0.000
30	7	WALLINGTON	53.229	126	SNOOK	27.711	30	274	LATIMER	1:20.854	1:21.166	0.312
31	126	SNOOK	53.421	274	LATIMER	27.899	31	126	SNOOK	1:21.132	1:21.132	0.000
32	4	BEDWELL	53.978	84	MCPHERSON	28.381	32	4	BEDWELL	1:22.525	1:22.540	0.015
33	155	SMITH	54.089	4	BEDWELL	28.547	33	155	SMITH	1:22.884	1:23.160	0.276
34	84	MCPHERSON	54.912	155	SMITH	28.795	34	84	MCPHERSON	1:23.293	1:23.293	0.000

BMCRC - MRO Championships 2022 - Rnd 8 @ Donington Park National

BMCRC Rookie 600 & 1000

RACE 19 - STATISTICS

Competitors Started 34
Planned Start 2022-09-03 @ 18:10:00.000
Actual Start 2022-09-03 @ 17:33:27.217
Finish Time 2022-09-03 @ 17:42:03.145
Track Length 1.9790mi.
Total Laps 231
Total Distance Covered 457.1645mi.

Session Fastest Lap History

NO	CL	NAME	LAP TIME	TIME OF DAY	LAP	VEHICLE
449	1000	Luke WALLINGTON	1:13.187	17:35:56.352	2	Yamaha R1 4C8
449	1000	Luke WALLINGTON	1:13.022	17:37:09.375	3	Yamaha R1 4C8

Session Leader History

NO	CL	NAME	FROM LAP	LAPS LED	DISTANCE	VEHICLE
449	1000	Luke WALLINGTON	1	7	13.81 miles	Yamaha R1 4C8

Flag History

TYPE	TIME OF DAY
GREEN	17:33:27.217
FINISH	17:42:03.145

Flag Statistics

TYPE	COUNT	TOTAL LAPS	TOTAL TIME
Green	1	7	10:26.490
Red	0	0	0.000
Safety Car	0	0	0.000
FCY	0	0	0.000

BMCRC - MRO Championships 2022 - Rnd 8 @ Donington Park National

BMCRC Rookie 600 & 1000

RACE 19 - STATISTICS

CLASS : 1000

22 Starters

Fastest Lap History

NO	NAME	LAP TIME	TIME OF DAY	LAP	VEHICLE
449	Luke WALLINGTON	1:13.187	17:35:56.352	2	Yamaha R1 4C8
449	Luke WALLINGTON	1:13.022	17:37:09.375	3	Yamaha R1 4C8

Leader History

NO	NAME	FROM LAP	LAPS LED	DISTANCE	VEHICLE
449	Luke WALLINGTON	1	7	13.81 miles	Yamaha R1 4C8

BMCRC - MRO Championships 2022 - Rnd 8 @ Donington Park National

BMCRC Rookie 600 & 1000

RACE 19 - STATISTICS

CLASS : 600

12 Starters

Fastest Lap History

NO	NAME	LAP TIME	TIME OF DAY	LAP	VEHICLE
29	Michael SHEPPHARD	1:15.985	17:36:36.068	2	Kawasaki ZX6R
141	Henry ROSS	1:15.619	17:36:36.536	2	Yamaha R6

Leader History

NO	NAME	FROM LAP	LAPS LED	DISTANCE	VEHICLE
29	Michael SHEPPHARD	1	7	13.81 miles	Kawasaki ZX6R

BMCRC - MRO Championships 2022 - Rnd 8 @ Donington Park National

BMCRC Rookie 600 & 1000

RACE 10 - GRID (10 Laps)



CONTRACTORS LTD

ROW 15	45		44	177	Calogero LAURICELLA	43	42	Kai EVANS	
ROW 14	42	929	Aaron DAYKIN	41	444	Micheal HANRAHAN	40	46	Pete MARSH
ROW 13	39	155	1:23.160 Eliot SMITH	38	4	1:22.540 Kallum BEDWELL	37	126	1:21.132 Rhys SNOOK
ROW 12	36	43	1:19.068 Paul NIELD	35	885	1:18.800 Oliver HOBBS	34	28	1:18.770 Tom WALKER
ROW 11	33	320	1:18.732 Will HOPKINS	32	120	1:17.874 James GOWER	31	58	1:17.572 Paul NICHOLAS
ROW 10	30	41	1:17.379 Toby COOK	29	29	1:15.830 Michael SHEPPHARD	28	141	1:15.619 Henry ROSS
ROW 9	27			26			25		
ROW 8	24			23			22	84	1:23.293 Colin MCPHERSON
ROW 7	21	274	1:21.166 Stewart LATIMER	20	7	1:20.811 Steve WALLINGTON	19	50	1:19.070 Jason PAES
ROW 6	18	222	1:19.056 Daniel MERCER	17	96	1:18.967 Pete SCOTT	16	281	1:18.670 Daniel FARLEY
ROW 5	15	888	1:18.649 Paul FAGG	14	45	1:17.709 Glenn SMITH	13	34	1:16.782 Ben CHEESEMAN
ROW 4	12	56	1:16.778 Paul HARRIS	11	36	1:16.707 Alan MORGAN	10	81	1:16.590 Dan HARTLE
ROW 3	9	37	1:16.588 Adam DAVEY	8	149	1:15.295 David WILKINS	7	187	1:15.075 Scott DERMOTT
ROW 2	6	224	1:14.633 Lee HEALEY	5	87	1:14.524 Karl THOMPSON	4	69	1:13.901 Alfie COKER
ROW 1	3	23	1:13.863 Harry HINCHCLIFFE	2	334	1:13.483 Anthony BRANDISH	1	449	1:13.022 Luke WALLINGTON
Pole									

Donington Park National: 1.9790 miles

These results are provisional until the conclusion of any judicial and technical matters.

Clerk Of Course :	Stewards :	Timekeeper : <i>Craig Smith</i>
-------------------	------------	------------------------------------

Results can be found at www.tsl-timing.com

Printed - 17:46 Saturday, 03 September 2022



BMCRC - MRO Championships 2022 - Rnd 8 @ Donington Park National

BMCRC Rookie 600 & 1000

RACE 10 - CLASSIFICATION - AMENDED



CONTRACTORS LTD

POS	NO	CL	PIC NAME	ENTRY	LAPS	TIME	GAP	DIFF	MPH	BEST	ON
1	449	1000	1 Luke WALLINGTON	Yamaha R1 4C8 - BW Bespoke Developments Ltd	10	12:22.851			95.72	1:12.884	2
2	23	1000	2 Harry HINCHCLIFFE	Kawasaki ZX10R GEN 4 -	10	12:31.510	8.659	8.659	94.62	1:14.136	8
3	334	1000	3 Anthony BRANDISH	Suzuki GSXR 1000 - BW bespoke developments ltr	10	12:31.626	8.775	0.116	94.60	1:13.861	2
4	87	1000	4 Karl THOMPSON	Yamaha R1 - #Teamrace	10	12:41.605	18.754	9.979	93.36	1:14.057	9
5	149	1000	5 David WILKINS	Yamaha R1 - TwoClicksOut Racing	10	12:43.618	20.767	2.013	93.12	1:14.942	8
6	224	1000	6 Lee HEALEY	Suzuki GSXR 1000R - F-Tech Fire & Electrical Ltd /	10	12:43.762	20.911	0.144	93.10	1:15.014	2
7	187	1000	7 Scott DERMOTT	Yamaha R1 - TwoClicksOut Racing	10	12:44.398	21.547	0.636	93.02	1:14.020	8
8	81	1000	8 Dan HARTLE	Yamaha R1 - #Teamrace	10	12:52.499	29.648	8.101	92.05	1:15.945	6
9	34	1000	9 Ben CHEESEMAN	Kawasaki ZX10RR - BCH Services Kent Ltd	10	13:05.110	42.259	12.611	90.57	1:15.200	8
10	36	1000	10 Alan MORGAN	Suzuki GSXR 1000 - Little Duck Racing	10	13:11.569	48.718	6.459	89.83	1:17.472	8
11	56	1000	11 Paul HARRIS	Kawasaki ZX10R - Nhr Neil Harris Racing	10	13:16.442	53.591	4.873	89.28	1:17.513	10
12	281	1000	12 Daniel FARLEY	Suzuki GSXR - F-TECH FIRE & ELECTRICAL LTD	10	13:18.817	55.966	2.375	89.01	1:18.094	5
13	45	1000	13 Glenn SMITH	Kawasaki ZX10R - Team Blumpkin Racing	10	13:23.679	1:00.828	4.862	88.48	1:18.536	9
14	96	1000	14 Pete SCOTT	Suzuki GSXR750 - South Hill MOT Centre	10	13:24.459	1:01.608	0.780	88.39	1:18.948	10
15	888	1000	15 Paul FAGG	Yamaha R1 4C8 - OnlyFans	10	13:25.208	1:02.357	0.749	88.31	1:18.452	7
16	29	600	1 Michael SHEPPHARD	Kawasaki ZX6R - RTR Performance, KRS Solutions	10	13:25.559	1:02.708	0.351	88.27	1:14.986	8
17	50	1000	16 Jason PAES	Aprilia RSV4 -	10	13:26.103	1:03.252	0.544	88.21	1:18.761	10
18	222	1000	17 Daniel MERCER	Honda CBR1000RR - Desperate Dan Racing	10	13:33.070	1:10.219	6.967	87.45	1:18.856	6
19	37	1000	18 Adam DAVEY	BMW S1000RR -	10	13:33.207	1:10.356	0.137	87.44	1:18.224	9
20	141*	600	2 Henry ROSS	Yamaha R6 -	10	13:35.380	1:12.529	2.173	87.21	1:15.632	4
21	69	1000	19 Alfie COKER	Kawasaki ZX10RR - Elmech Racing	10	13:42.022	1:19.171	6.642	86.50	1:13.935	7
22	58	600	3 Paul NICHOLAS	Yamaha YZF R6 - MARLEY COMMS	9	12:24.276	1 Lap	1 Lap	85.96	1:17.786	5
23	929	600	4 Aaron DAYKIN	Yamaha R6 - Quadros Financial Solutions LTD	9	12:24.392	1 Lap	0.116	85.95	1:15.970	9
24	41	600	5 Toby COOK	Triumph DAYTONA - Brixham Bodyworks	9	12:26.184	1 Lap	1.792	85.74	1:17.554	3
25	274	1000	20 Stewart LATIMER	Suzuki GSXR1000 R - Fat Bloke Racing RR	9	12:32.098	1 Lap	5.914	85.07	1:21.055	2
26	320	600	6 Will HOPKINS	Kawasaki ZX6R - WH RACING	9	12:36.421	1 Lap	4.323	84.58	1:18.326	4
27	7	1000	21 Steve WALLINGTON	Aprilia RSV4 -	9	12:41.435	1 Lap	5.014	84.03	1:21.333	7
28	84	1000	22 Colin MCPHERSON	Kawasaki ZX10R -	9	12:41.519	1 Lap	0.084	84.02	1:22.717	9
29	885	600	7 Oliver HOBBS	Kawasaki ZX6R - Skyline Roofing centres	9	12:41.917	1 Lap	0.398	83.97	1:18.918	8
30	43	600	8 Paul NIELD	Honda CBR600RR -	9	12:42.073	1 Lap	0.156	83.96	1:19.186	9
31	28	600	9 Tom WALKER	Honda CBR600RR -	9	12:45.307	1 Lap	3.234	83.60	1:19.194	8
32	126	600	10 Rhys SNOOK	Yamaha R6 - RES Ventures	9	12:51.354	1 Lap	6.047	82.95	1:19.550	7
33	4	600	11 Kallum BEDWELL	Suzuki GSXR - KB	9	13:12.514	1 Lap	21.160	80.73	1:22.758	4
34	155	600	12 Eliot SMITH	Honda CBR600RR - Pro-Moto Europe Ltd	9	13:12.927	1 Lap	0.413	80.69	1:22.820	7

NOT CLASSIFIED

DNF	120	600	James GOWER	Yamaha R6 - TeamRubyRacing	4	5:58.269	6 Laps	5 Laps	79.16	1:18.219	3
-----	-----	-----	-------------	----------------------------	---	----------	--------	--------	-------	----------	---

FASTEST LAP

	449	1000	Luke WALLINGTON	Yamaha R1 4C8 - BW Bespoke Developments Ltd	2	1:12.884			97.75 mph	157.31 kph	
	29	600	Michael SHEPPHARD	Kawasaki ZX6R - RTR Performance, KRS Solutions	8	1:14.986			95.01 mph	152.90 kph	

* No. 141 - 10 second penalty - yellow flag infringement

Class 1000 - 92.5% of Race Speed = 88.54 mph

Class 600 - 92.5% of Race Speed = 81.64 mph

Race Distance: 10 Laps / 19.79 miles

Donington Park National: 1.9790 miles

Date: 04/09/2022 Start: 12:38 Finish: 12:50

Weather / Track : Bright / Dry

These results are provisional until the conclusion of any judicial and technical matters.

Clerk Of Course :	Stewards :	Timekeeper : <i>Craig Smith</i>
-------------------	------------	------------------------------------

Results can be found at www.tsl-timing.com

Printed - 13:14 Sunday, 04 September 2022



BMCRC - MRO Championships 2022 - Rnd 8 @ Donington Park National

BMCRC Rookie 600 & 1000

RACE 10 - LAP CHART

LAP 1 @ 12:39:27.238		
NO	BEHIND	LAP TIME

334		1:16.850
23	2.582	1:19.432
69	2.890	1:19.740
149	3.999	1:20.849
224	4.113	1:20.963
449	4.640	1:21.490
87	4.836	1:21.686
81	5.319	1:22.169
187	5.573	1:22.423
96	8.356	1:25.206
36	8.996	1:25.846
281	9.211	1:26.061
45	9.305	1:26.155
56	9.433	1:26.283
34	9.778	1:26.628
888	10.434	1:27.284
222	10.817	1:27.667
50	11.209	1:28.059
274	13.229	1:30.079
7	13.312	1:30.162
37	13.829	1:30.679
84	14.397	1:31.247
29	40.437	1:57.287
141	40.753	1:57.603
41	41.925	1:58.775
58	42.792	1:59.642
320	43.896	2:00.746
885	45.057	2:01.907
929	45.210	2:02.060
120	45.518	2:02.368
28	46.232	2:03.082
43	46.690	2:03.540
126	47.539	2:04.389
155	49.337	2:06.187
4	50.061	2:06.911

LAP 2 @ 12:40:41.099		
NO	BEHIND	LAP TIME

334		1:13.861
23	3.162	1:14.441
449	3.663	1:12.884
69	4.051	1:15.022
224	5.266	1:15.014
149	6.084	1:15.946
87	6.552	1:15.577
81	7.795	1:16.337
187	7.989	1:16.277
36	13.023	1:17.888
96	13.926	1:19.431
281	14.463	1:19.113
56	14.825	1:19.253
34	15.198	1:19.281
45	16.031	1:20.587
888	16.685	1:20.112
222	16.780	1:19.824
50	17.245	1:19.897
274	20.423	1:21.055
37	23.345	1:23.377
7	23.536	1:24.085
84	24.594	1:24.058
29	43.042	1:16.466
141	43.320	1:16.428
41	46.305	1:18.241

58	46.834	1:17.903
320	48.878	1:18.843
929	49.899	1:18.550
885	50.566	1:19.370
120	50.642	1:18.985
28	52.931	1:20.560
43	53.178	1:20.349
126	54.506	1:20.828
155	58.971	1:23.495
4	1:00.180	1:23.980

LAP 3 @ 12:41:57.840		
NO	BEHIND	LAP TIME

334		1:16.741
449	0.532	1:13.610
23	0.823	1:14.402
69	2.854	1:15.544
224	5.620	1:17.095
149	5.714	1:16.371
87	6.146	1:16.335
81	7.643	1:16.589
187	7.859	1:16.611
36	14.920	1:18.638
281	17.158	1:19.436
56	17.741	1:19.657
96	18.488	1:21.303
34	19.458	1:21.001
45	20.402	1:21.112
222	21.423	1:21.384
888	21.710	1:21.766
50	21.745	1:21.241
274	26.770	1:23.088
37	27.174	1:20.570
84	32.899	1:25.046
7	34.263	1:27.468
29	42.996	1:16.695
141	43.167	1:16.588
41	47.118	1:17.554
58	48.026	1:17.933
320	51.527	1:19.390
929	51.805	1:18.647
120	52.120	1:18.219
885	54.035	1:20.210
43	56.887	1:20.450
28	58.233	1:22.043
126	58.534	1:20.769
155	1:05.679	1:23.449
4	1:06.499	1:23.060

LAP 4 @ 12:43:11.320		
NO	BEHIND	LAP TIME

449		1:12.948
23	2.364	1:15.021
334	2.403	1:15.883
69	3.951	1:14.577
224	8.182	1:16.042
149	8.625	1:16.391
87	8.805	1:16.139
81	10.112	1:15.949
187	10.340	1:15.961
36	20.657	1:19.217
281	23.366	1:19.688
56	23.943	1:19.682
34	24.242	1:18.264
96	25.667	1:20.659

222	27.493	1:19.550
45	27.952	1:21.030
888	28.695	1:20.465
50	29.021	1:20.756
37	35.646	1:21.952
274	36.368	1:23.078
84	43.613	1:24.194
7	44.248	1:23.465
141	45.319	1:15.632
29	45.765	1:16.249
41	51.492	1:17.854
58	52.682	1:18.136
320	56.373	1:18.326
929	56.778	1:18.453
120	57.337	1:18.697
885	1:00.701	1:20.146
43	1:02.773	1:19.366
126	1:04.829	1:19.775
28	1:05.756	1:21.003

LAP 5 @ 12:44:24.347		
NO	BEHIND	LAP TIME

449		1:13.027
155	1 Lap	1:22.894
4	1 Lap	1:22.758
23	4.456	1:15.119
334	4.772	1:15.396
69	5.939	1:15.015
224	10.437	1:15.282
149	11.606	1:16.008
87	13.134	1:17.356
81	13.463	1:16.378
187	13.800	1:16.487
36	25.141	1:17.511
281	28.433	1:18.094
56	28.736	1:17.820
34	29.312	1:18.097
96	32.079	1:19.439
222	33.397	1:18.931
45	34.632	1:19.707
888	35.256	1:19.588
50	35.623	1:19.629
37	42.159	1:19.540
274	46.471	1:23.130
141	48.884	1:16.592
29	50.480	1:17.742
84	54.345	1:23.759
7	54.754	1:23.533
41	56.569	1:18.104
58	57.441	1:17.786
929	1:01.142	1:17.391
320	1:02.329	1:18.983
885	1:08.116	1:20.442
43	1:09.255	1:19.509
126	1:11.705	1:19.903
28	1:13.172	1:20.443

LAP 6 @ 12:45:38.180		
NO	BEHIND	LAP TIME

449		1:13.833
23	5.527	1:14.904
334	6.162	1:15.223
69	8.037	1:15.931
155	1 Lap	1:23.041
4	1 Lap	1:23.155

224	12.486	1:15.882
149	13.523	1:15.750
87	13.880	1:14.579
81	15.575	1:15.945
187	15.744	1:15.777
36	29.703	1:18.395
34	32.315	1:16.836
281	33.008	1:18.408
56	33.690	1:18.787
96	38.243	1:19.997
222	38.420	1:18.856
45	39.946	1:19.147
888	40.846	1:19.423
50	40.985	1:19.195
37	50.293	1:21.967
141	50.875	1:15.824
29	52.601	1:15.954
274	55.436	1:22.798
41	1:01.486	1:18.750
58	1:01.679	1:18.071
7	1:04.153	1:23.232
84	1:04.462	1:23.950
929	1:04.617	1:17.308
320	1:08.450	1:19.954

LAP 7 @ 12:46:51.714		
NO	BEHIND	LAP TIME

449		1:13.534
43	1 Lap	1:19.696
885	1 Lap	1:21.734
126	1 Lap	1:20.135
28	1 Lap	1:20.185
23	6.285	1:14.292
334	6.716	1:14.088
69	8.438	1:13.935
224	15.039	1:16.087
149	15.911	1:15.922
87	16.382	1:16.036
187	17.545	1:15.335
81	19.835	1:17.794
155	1 Lap	1:23.527
4	1 Lap	1:23.426
34	34.239	1:15.458
36	34.639	1:18.470
281	38.260	1:18.786
56	39.984	1:19.828
222	44.319	1:19.433
45	45.218	1:18.806
96	45.478	1:20.769
888	45.764	1:18.452
50	47.096	1:19.645
141	54.035	1:16.694
29	54.827	1:15.760
37	56.189	1:19.430
274	1:04.437	1:22.535
58	1:06.405	1:18.260
41	1:06.682	1:18.730
929	1:09.057	1:17.974
7	1:11.952	1:21.333

LAP 8 @ 12:48:05.368		
NO	BEHIND	LAP TIME

449		1:13.654
84	1 Lap	1:23.362
320	1 Lap	1:20.140

23	6.767	1:14.136
334	8.090	1:15.028
885	1 Lap	1:19.757
43	1 Lap	1:20.773
69	8.876	1:14.092
126	1 Lap	1:19.550
28	1 Lap	1:19.249
224	16.798	1:15.413
87	16.970	1:14.242
149	17.199	1:14.942
187	17.911	1:14.020
81	22.476	1:16.295
155	1 Lap	1:22.820
4	1 Lap	1:23.084
34	35.785	1:15.200
36	38.457	1:17.472
281	44.400	1:19.794
56	44.745	1:18.415
45	51.058	1:19.494
96	51.522	1:19.698
222	52.206	1:21.541
888	52.415	1:20.305
50	52.761	1:19.319
29	56.159	1:14.986
141	56.317	1:15.936
37	1:01.221	1:18.686
58	1:11.303	1:18.552
41	1:12.616	1:19.588
929	1:13.442	1:18.039

LAP 9 @ 12:49:19.240		
NO	BEHIND	LAP TIME

449		1:13.872
274	1 Lap	1:23.574
320	1 Lap	1:20.280
23	8.277	1:15.382
334	8.302	1:14.084
69	9.719	1:14.715
84	1 Lap	1:23.186
7	1 Lap	1:26.346
885	1 Lap	1:18.918
43	1 Lap	1:19.204
28	1 Lap	1:19.194
87	17.155	1:14.057
149	18.550	1:15.223
224	18.798	1:15.872
187	19.271	1:15.232
126	1 Lap	1:22.967
81	25.572	1:16.968
34	39.120	1:17.207
4	1 Lap	1:22.961
155	1 Lap	1:24.302
36	42.718	1:18.133
56	50.077	1:19.204
281	50.348	1:19.820
45	55.722	1:18.536
96	56.659	1:19.009
888	57.207	1:18.664
29	57.936	1:15.649
50	58.490	1:19.601
141	58.866	1:16.421
222	1:01.265	1:22.931
37	1:05.573	1:18.224

BMCRC - MRO Championships 2022 - Rnd 8 @ Donington Park National

BMCRC Rookie 600 & 1000

RACE 10 - LAP CHART

LAP 10	@ 12:50:33.239
---------------	-----------------------

NO	BEHIND	LAP TIME
449		1:13.999
58	1 Lap	1:17.993
929	1 Lap	1:15.970
41	1 Lap	1:18.588
23	8.659	1:14.381
334	8.775	1:14.472
274	1 Lap	1:22.761
320	1 Lap	1:19.759
7	1 Lap	1:21.811
84	1 Lap	1:22.717
87	18.754	1:15.598
885	1 Lap	1:19.433
43	1 Lap	1:19.186
149	20.767	1:16.216
224	20.911	1:16.112
187	21.547	1:16.275
28	1 Lap	1:19.548
126	1 Lap	1:23.038
81	29.648	1:18.075
34	42.259	1:17.138
36	48.718	1:19.999
4	1 Lap	1:23.179
155	1 Lap	1:23.212
56	53.591	1:17.513
281	55.966	1:19.617
45	1:00.828	1:19.105
96	1:01.608	1:18.948
888	1:02.357	1:19.149
141	1:02.529	1:17.662
29	1:02.708	1:18.771
50	1:03.252	1:18.761
222	1:10.219	1:22.953
37	1:10.356	1:18.782
69	1:19.171	2:23.451

BMCRC - MRO Championships 2022 - Rnd 8 @ Donington Park National

BMCRC Rookie 600 & 1000

RACE 10 - SECTOR ANALYSIS



SECTOR 1 = FL to I1, SECTOR 2 = I1 to FL, DIFF = Difference To Personal Best Lap, P = Crossed Finish Line in Pit Lane, D = Time Disallowed

P1 449 1000 Luke WALLINGTON		Yamaha R1 4C8 - BW Bespoke Developments Ltd				
IDEAL LAP TIME : 1:12.597		BEST LAP TIME : 1:12.884		DIFFERENCE : 0.287		
LAP	SECTOR 1	SECTOR 2	LAP TIME	MPH	DIFF	TIME OF DAY
1 -		27.044	1:21.490	87.42	8.606	12:39:31.878
2 -	47.337	25.547	1:12.884 (1)	97.75		12:40:44.762
3 -	47.592	26.018	1:13.610	96.78	0.726	12:41:58.372
4 -	47.688	25.260	1:12.948 (2)	97.66	0.064	12:43:11.320
5 -	47.610	25.417	1:13.027 (3)	97.56	0.143	12:44:24.347
6 -	47.566	26.267	1:13.833	96.49	0.949	12:45:38.180
7 -	47.550	25.984	1:13.534	96.88	0.650	12:46:51.714
8 -	47.746	25.908	1:13.654	96.73	0.770	12:48:05.368
9 -	47.702	26.170	1:13.872	96.44	0.988	12:49:19.240
10 -	48.408	25.591	1:13.999	96.28	1.115	12:50:33.239

P2 23 1000 Harry HINCHCLIFFE		Kawasaki ZX10R GEN 4 -				
IDEAL LAP TIME : 1:14.020		BEST LAP TIME : 1:14.136		DIFFERENCE : 0.116		
LAP	SECTOR 1	SECTOR 2	LAP TIME	MPH	DIFF	TIME OF DAY
1 -		26.075	1:19.432	89.69	5.296	12:39:29.820
2 -	48.710	25.731	1:14.441	95.70	0.305	12:40:44.261
3 -	48.505	25.897	1:14.402	95.75	0.266	12:41:58.663
4 -	48.654	26.367	1:15.021	94.96	0.885	12:43:13.684
5 -	48.804	26.315	1:15.119	94.84	0.983	12:44:28.803
6 -	48.890	26.014	1:14.904	95.11	0.768	12:45:43.707
7 -	48.327	25.965	1:14.292 (2)	95.90	0.156	12:46:57.999
8 -	48.424	25.712	1:14.136 (1)	96.10		12:48:12.135
9 -	48.387	26.995	1:15.382	94.51	1.246	12:49:27.517
10 -	48.688	25.693	1:14.381 (3)	95.78	0.245	12:50:41.898

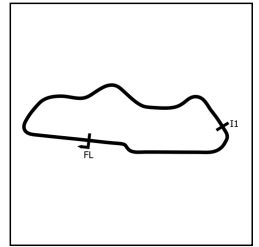
P3 334 1000 Anthony BRANDISH		Suzuki GSXR 1000 - BW bespoke developments ltd				
IDEAL LAP TIME : 1:13.405		BEST LAP TIME : 1:13.861		DIFFERENCE : 0.456		
LAP	SECTOR 1	SECTOR 2	LAP TIME	MPH	DIFF	TIME OF DAY
1 -		25.538	1:16.850	92.70	2.989	12:39:27.238
2 -	48.201	25.660	1:13.861 (1)	96.46		12:40:41.099
3 -	48.646	28.095	1:16.741	92.84	2.880	12:41:57.840
4 -	49.267	26.616	1:15.883	93.88	2.022	12:43:13.723
5 -	49.112	26.284	1:15.396	94.49	1.535	12:44:29.119
6 -	48.911	26.312	1:15.223	94.71	1.362	12:45:44.342
7 -	48.236	25.852	1:14.088 (3)	96.16	0.227	12:46:58.430
8 -	48.748	26.280	1:15.028	94.95	1.167	12:48:13.458
9 -	47.867	26.217	1:14.084 (2)	96.16	0.223	12:49:27.542
10 -	48.890	25.582	1:14.472	95.66	0.611	12:50:42.014

P4 87 1000 Karl THOMPSON		Yamaha R1 - #Teamrace				
IDEAL LAP TIME : 1:13.896		BEST LAP TIME : 1:14.057		DIFFERENCE : 0.161		
LAP	SECTOR 1	SECTOR 2	LAP TIME	MPH	DIFF	TIME OF DAY
1 -		26.854	1:21.686	87.21	7.629	12:39:32.074
2 -	48.967	26.610	1:15.577	94.26	1.520	12:40:47.651
3 -	49.328	27.007	1:16.335	93.33	2.278	12:42:03.986
4 -	49.585	26.554	1:16.139	93.57	2.082	12:43:20.125
5 -	48.627	28.729	1:17.356	92.10	3.299	12:44:37.481
6 -	48.121	26.458	1:14.579 (3)	95.53	0.522	12:45:52.060
7 -	49.687	26.349	1:16.036	93.70	1.979	12:47:08.096
8 -	48.423	25.819	1:14.242 (2)	95.96	0.185	12:48:22.338
9 -	48.077	25.980	1:14.057 (1)	96.20		12:49:36.395
10 -	48.465	27.133	1:15.598	94.24	1.541	12:50:51.993

BMCRC - MRO Championships 2022 - Rnd 8 @ Donington Park National

BMCRC Rookie 600 & 1000

RACE 10 - SECTOR ANALYSIS



SECTOR 1 = FL to I1, SECTOR 2 = I1 to FL, DIFF = Difference To Personal Best Lap, P = Crossed Finish Line in Pit Lane, D = Time Disallowed

P5		149	1000	David WILKINS	Yamaha R1 - TwoClicksOut Racing				
IDEAL LAP TIME :		1:14.942		BEST LAP TIME :		1:14.942		DIFFERENCE : 0.000	
LAP	SECTOR 1	SECTOR 2		LAP TIME	MPH	DIFF	TIME OF DAY		
1 -		26.669		1:20.849	88.12	5.907	12:39:31.237		
2 -	49.540	26.406		1:15.946	93.81	1.004	12:40:47.183		
3 -	49.378	26.993		1:16.371	93.28	1.429	12:42:03.554		
4 -	49.820	26.571		1:16.391	93.26	1.449	12:43:19.945		
5 -	49.676	26.332		1:16.008	93.73	1.066	12:44:35.953		
6 -	49.404	26.346		1:15.750 (3)	94.05	0.808	12:45:51.703		
7 -	49.946	25.976		1:15.922	93.84	0.980	12:47:07.625		
8 -	48.999	25.943		1:14.942 (1)	95.06		12:48:22.567		
9 -	49.046	26.177		1:15.223 (2)	94.71	0.281	12:49:37.790		
10 -	49.756	26.460		1:16.216	93.47	1.274	12:50:54.006		

P6		224	1000	Lee HEALEY	Suzuki GSXR 1000R - F-Tech Fire & Electrical Ltd / Ark Joinery				
IDEAL LAP TIME :		1:15.014		BEST LAP TIME :		1:15.014		DIFFERENCE : 0.000	
LAP	SECTOR 1	SECTOR 2		LAP TIME	MPH	DIFF	TIME OF DAY		
1 -		26.962		1:20.963	87.99	5.949	12:39:31.351		
2 -	49.058	25.956		1:15.014 (1)	94.97		12:40:46.365		
3 -	49.431	27.664		1:17.095	92.41	2.081	12:42:03.460		
4 -	49.776	26.266		1:16.042	93.69	1.028	12:43:19.502		
5 -	49.179	26.103		1:15.282 (2)	94.63	0.268	12:44:34.784		
6 -	49.440	26.442		1:15.882	93.89	0.868	12:45:50.666		
7 -	49.865	26.222		1:16.087	93.63	1.073	12:47:06.753		
8 -	49.110	26.303		1:15.413 (3)	94.47	0.399	12:48:22.166		
9 -	49.203	26.669		1:15.872	93.90	0.858	12:49:38.038		
10 -	49.554	26.558		1:16.112	93.60	1.098	12:50:54.150		

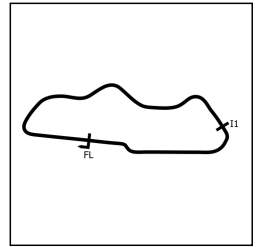
P7		187	1000	Scott DERMOTT	Yamaha R1 - TwoClicksOut Racing				
IDEAL LAP TIME :		1:13.524		BEST LAP TIME :		1:14.020		DIFFERENCE : 0.496	
LAP	SECTOR 1	SECTOR 2		LAP TIME	MPH	DIFF	TIME OF DAY		
1 -		26.630		1:22.423	86.43	8.403	12:39:32.811		
2 -	49.756	26.521		1:16.277	93.40	2.257	12:40:49.088		
3 -	49.898	26.713		1:16.611	92.99	2.591	12:42:05.699		
4 -	49.390	26.571		1:15.961	93.79	1.941	12:43:21.660		
5 -	49.189	27.298		1:16.487	93.14	2.467	12:44:38.147		
6 -	49.020	26.757		1:15.777	94.02	1.757	12:45:53.924		
7 -	49.800	25.535		1:15.335 (3)	94.57	1.315	12:47:09.259		
8 -	47.989	26.031		1:14.020 (1)	96.25		12:48:23.279		
9 -	48.646	26.586		1:15.232 (2)	94.70	1.212	12:49:38.511		
10 -	49.569	26.706		1:16.275	93.40	2.255	12:50:54.786		

P8		81	1000	Dan HARTLE	Yamaha R1 - #Teamrace				
IDEAL LAP TIME :		1:15.626		BEST LAP TIME :		1:15.945		DIFFERENCE : 0.319	
LAP	SECTOR 1	SECTOR 2		LAP TIME	MPH	DIFF	TIME OF DAY		
1 -		26.827		1:22.169	86.70	6.224	12:39:32.557		
2 -	49.698	26.639		1:16.337	93.33	0.392	12:40:48.894		
3 -	49.827	26.762		1:16.589	93.02	0.644	12:42:05.483		
4 -	49.363	26.586		1:15.949 (2)	93.80	0.004	12:43:21.432		
5 -	49.187	27.191		1:16.378	93.28	0.433	12:44:37.810		
6 -	49.040	26.905		1:15.945 (1)	93.81		12:45:53.755		
7 -	50.839	26.955		1:17.794	91.58	1.849	12:47:11.549		
8 -	49.560	26.735		1:16.295 (3)	93.38	0.350	12:48:27.844		
9 -	50.196	26.772		1:16.968	92.56	1.023	12:49:44.812		
10 -	51.071	27.004		1:18.075	91.25	2.130	12:51:02.887		

BMCRC - MRO Championships 2022 - Rnd 8 @ Donington Park National

BMCRC Rookie 600 & 1000

RACE 10 - SECTOR ANALYSIS



SECTOR 1 = FL to I1, SECTOR 2 = I1 to FL, DIFF = Difference To Personal Best Lap, P = Crossed Finish Line in Pit Lane, D = Time Disallowed

P9		34 1000 Ben CHEESEMAN		Kawasaki ZX10RR - BCH Services Kent Ltd			
IDEAL LAP TIME : 1:15.197		BEST LAP TIME : 1:15.200		DIFFERENCE : 0.003			
LAP	SECTOR 1	SECTOR 2	LAP TIME	MPH	DIFF	TIME OF DAY	
1 -		26.811	1:26.628	82.24	11.428	12:39:37.016	
2 -	52.341	26.940	1:19.281	89.86	4.081	12:40:56.297	
3 -	52.951	28.050	1:21.001	87.95	5.801	12:42:17.298	
4 -	51.377	26.887	1:18.264	91.03	3.064	12:43:35.562	
5 -	51.175	26.922	1:18.097	91.22	2.897	12:44:53.659	
6 -	50.662	26.174	1:16.836 (3)	92.72	1.636	12:46:10.495	
7 -	49.145	26.313	1:15.458 (2)	94.41	0.258	12:47:25.953	
8 -	49.023	26.177	1:15.200 (1)	94.74		12:48:41.153	
9 -	50.087	27.120	1:17.207	92.27	2.007	12:49:58.360	
10 -	50.400	26.738	1:17.138	92.36	1.938	12:51:15.498	

P10		36 1000 Alan MORGAN		Suzuki GSXR 1000 - Little Duck Racing			
IDEAL LAP TIME : 1:17.029		BEST LAP TIME : 1:17.472		DIFFERENCE : 0.443			
LAP	SECTOR 1	SECTOR 2	LAP TIME	MPH	DIFF	TIME OF DAY	
1 -		27.133	1:25.846	82.99	8.374	12:39:36.234	
2 -	51.147	26.741	1:17.888 (3)	91.47	0.416	12:40:54.122	
3 -	50.590	28.048	1:18.638	90.60	1.166	12:42:12.760	
4 -	51.991	27.226	1:19.217	89.93	1.745	12:43:31.977	
5 -	50.326	27.185	1:17.511 (2)	91.91	0.039	12:44:49.488	
6 -	50.816	27.579	1:18.395	90.88	0.923	12:46:07.883	
7 -	51.212	27.258	1:18.470	90.79	0.998	12:47:26.353	
8 -	50.288	27.184	1:17.472 (1)	91.96		12:48:43.825	
9 -	50.708	27.425	1:18.133	91.18	0.661	12:50:01.958	
10 -	52.013	27.986	1:19.999	89.05	2.527	12:51:21.957	

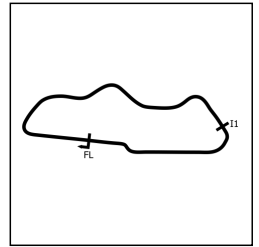
P11		56 1000 Paul HARRIS		Kawasaki ZX10R - Nhr Neil Harris Racing			
IDEAL LAP TIME : 1:17.357		BEST LAP TIME : 1:17.513		DIFFERENCE : 0.156			
LAP	SECTOR 1	SECTOR 2	LAP TIME	MPH	DIFF	TIME OF DAY	
1 -		27.183	1:26.283	82.57	8.770	12:39:36.671	
2 -	52.157	27.096	1:19.253	89.89	1.740	12:40:55.924	
3 -	52.186	27.471	1:19.657	89.44	2.144	12:42:15.581	
4 -	51.966	27.716	1:19.682	89.41	2.169	12:43:35.263	
5 -	51.207	26.613	1:17.820 (2)	91.55	0.307	12:44:53.083	
6 -	51.712	27.075	1:18.787	90.42	1.274	12:46:11.870	
7 -	52.717	27.111	1:19.828	89.24	2.315	12:47:31.698	
8 -	51.404	27.011	1:18.415 (3)	90.85	0.902	12:48:50.113	
9 -	52.211	26.993	1:19.204	89.95	1.691	12:50:09.317	
10 -	50.744	26.769	1:17.513 (1)	91.91		12:51:26.830	

P12		281 1000 Daniel FARLEY		Suzuki GSXR - F-TECH FIRE & ELECTRICAL LTD			
IDEAL LAP TIME : 1:18.094		BEST LAP TIME : 1:18.094		DIFFERENCE : 0.000			
LAP	SECTOR 1	SECTOR 2	LAP TIME	MPH	DIFF	TIME OF DAY	
1 -		27.731	1:26.061	82.78	7.967	12:39:36.449	
2 -	51.836	27.277	1:19.113	90.05	1.019	12:40:55.562	
3 -	52.244	27.192	1:19.436	89.69	1.342	12:42:14.998	
4 -	52.101	27.587	1:19.688	89.40	1.594	12:43:34.686	
5 -	51.284	26.810	1:18.094 (1)	91.23		12:44:52.780	
6 -	51.330	27.078	1:18.408 (2)	90.86	0.314	12:46:11.188	
7 -	51.433	27.353	1:18.786 (3)	90.43	0.692	12:47:29.974	
8 -	52.088	27.706	1:19.794	89.28	1.700	12:48:49.768	
9 -	52.333	27.487	1:19.820	89.25	1.726	12:50:09.588	
10 -	52.114	27.503	1:19.617	89.48	1.523	12:51:29.205	

BMCRC - MRO Championships 2022 - Rnd 8 @ Donington Park National

BMCRC Rookie 600 & 1000

RACE 10 - SECTOR ANALYSIS



SECTOR 1 = FL to I1, SECTOR 2 = I1 to FL, DIFF = Difference To Personal Best Lap, P = Crossed Finish Line in Pit Lane, D = Time Disallowed

P13 45 1000 Glenn SMITH			Kawasaki ZX10R - Team Blumpkin Racing			
IDEAL LAP TIME : 1:18.364		BEST LAP TIME : 1:18.536		DIFFERENCE : 0.172		
LAP	SECTOR 1	SECTOR 2	LAP TIME	MPH	DIFF	TIME OF DAY
1 -		28.115	1:26.155	82.69	7.619	12:39:36.543
2 -	53.407	27.180	1:20.587	88.40	2.051	12:40:57.130
3 -	52.260	28.852	1:21.112	87.83	2.576	12:42:18.242
4 -	52.908	28.122	1:21.030	87.92	2.494	12:43:39.272
5 -	52.291	27.416	1:19.707	89.38	1.171	12:44:58.979
6 -	52.057	27.090	1:19.147	90.01	0.611	12:46:18.126
7 -	51.274	27.532	1:18.806 (2)	90.40	0.270	12:47:36.932
8 -	51.840	27.654	1:19.494	89.62	0.958	12:48:56.426
9 -	51.357	27.179	1:18.536 (1)	90.71		12:50:14.962
10 -	51.796	27.309	1:19.105 (3)	90.06	0.569	12:51:34.067

P14 96 1000 Pete SCOTT			Suzuki GSXR750 - South Hill MOT Centre			
IDEAL LAP TIME : 1:18.930		BEST LAP TIME : 1:18.948		DIFFERENCE : 0.018		
LAP	SECTOR 1	SECTOR 2	LAP TIME	MPH	DIFF	TIME OF DAY
1 -		28.137	1:25.206	83.61	6.258	12:39:35.594
2 -	51.485	27.946	1:19.431 (3)	89.69	0.483	12:40:55.025
3 -	52.541	28.762	1:21.303	87.63	2.355	12:42:16.328
4 -	52.614	28.045	1:20.659	88.33	1.711	12:43:36.987
5 -	51.650	27.789	1:19.439	89.68	0.491	12:44:56.426
6 -	52.209	27.788	1:19.997	89.06	1.049	12:46:16.423
7 -	52.531	28.238	1:20.769	88.21	1.821	12:47:37.192
8 -	51.995	27.703	1:19.698	89.39	0.750	12:48:56.890
9 -	51.534	27.475	1:19.009 (2)	90.17	0.061	12:50:15.899
10 -	51.455	27.493	1:18.948 (1)	90.24		12:51:34.847

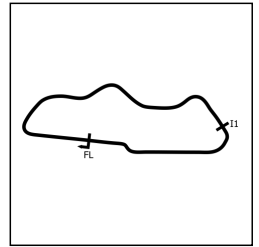
P15 888 1000 Paul FAGG			Yamaha R1 4C8 - OnlyFans			
IDEAL LAP TIME : 1:18.141		BEST LAP TIME : 1:18.452		DIFFERENCE : 0.311		
LAP	SECTOR 1	SECTOR 2	LAP TIME	MPH	DIFF	TIME OF DAY
1 -		27.851	1:27.284	81.62	8.832	12:39:37.672
2 -	52.609	27.503	1:20.112	88.93	1.660	12:40:57.784
3 -	52.089	29.677	1:21.766	87.13	3.314	12:42:19.550
4 -	52.801	27.664	1:20.465	88.54	2.013	12:43:40.015
5 -	51.980	27.608	1:19.588	89.51	1.136	12:44:59.603
6 -	51.694	27.729	1:19.423	89.70	0.971	12:46:19.026
7 -	50.724	27.728	1:18.452 (1)	90.81		12:47:37.478
8 -	52.183	28.122	1:20.305	88.71	1.853	12:48:57.783
9 -	51.247	27.417	1:18.664 (2)	90.57	0.212	12:50:16.447
10 -	51.382	27.767	1:19.149 (3)	90.01	0.697	12:51:35.596

P16 141 600 Henry ROSS			Yamaha R6 -			
IDEAL LAP TIME : 1:15.502		BEST LAP TIME : 1:15.632		DIFFERENCE : 0.130		
LAP	SECTOR 1	SECTOR 2	LAP TIME	MPH	DIFF	TIME OF DAY
1 -		26.948	1:57.603	60.58	41.971	12:40:07.991
2 -	49.889	26.539	1:16.428	93.22	0.796	12:41:24.419
3 -	50.065	26.523	1:16.588	93.02	0.956	12:42:41.007
4 -	49.417	26.215	1:15.632 (1)	94.20		12:43:56.639
5 -	50.128	26.464	1:16.592	93.02	0.960	12:45:13.231
6 -	49.482	26.342	1:15.824 (2)	93.96	0.192	12:46:29.055
7 -	50.485	26.209	1:16.694	92.89	1.062	12:47:45.749
8 -	49.851	26.085	1:15.936 (3)	93.82	0.304	12:49:01.685
9 -	50.070	26.351	1:16.421	93.22	0.789	12:50:18.106
10 -	50.163	27.499	1:17.662	91.73	2.030	12:51:35.768

BMCRC - MRO Championships 2022 - Rnd 8 @ Donington Park National

BMCRC Rookie 600 & 1000

RACE 10 - SECTOR ANALYSIS



SECTOR 1 = FL to I1, SECTOR 2 = I1 to FL, DIFF = Difference To Personal Best Lap, P = Crossed Finish Line in Pit Lane, D = Time Disallowed

P17 29 600		Michael SHEPPHARD		Kawasaki ZX6R - RTR Performance, KRS Solutions			
IDEAL LAP TIME : 1:14.986		BEST LAP TIME : 1:14.986		DIFFERENCE : 0.000			
LAP	SECTOR 1	SECTOR 2	LAP TIME	MPH	DIFF	TIME OF DAY	
1 -		26.950	1:57.287	60.74	42.301	12:40:07.675	
2 -	49.924	26.542	1:16.466	93.17	1.480	12:41:24.141	
3 -	50.099	26.596	1:16.695	92.89	1.709	12:42:40.836	
4 -	49.992	26.257	1:16.249	93.43	1.263	12:43:57.085	
5 -	51.510	26.232	1:17.742	91.64	2.756	12:45:14.827	
6 -	49.832	26.122	1:15.954	93.80	0.968	12:46:30.781	
7 -	49.726	26.034	1:15.760 (3)	94.04	0.774	12:47:46.541	
8 -	49.265	25.721	1:14.986 (1)	95.01		12:49:01.527	
9 -	49.586	26.063	1:15.649 (2)	94.18	0.663	12:50:17.176	
10 -	50.842	27.929	1:18.771	90.44	3.785	12:51:35.947	

P18 50 1000		Jason PAES		Aprilia RSV4 -			
IDEAL LAP TIME : 1:18.311		BEST LAP TIME : 1:18.761		DIFFERENCE : 0.450			
LAP	SECTOR 1	SECTOR 2	LAP TIME	MPH	DIFF	TIME OF DAY	
1 -		27.469	1:28.059	80.90	9.298	12:39:38.447	
2 -	52.408	27.489	1:19.897	89.17	1.136	12:40:58.344	
3 -	52.384	28.857	1:21.241	87.69	2.480	12:42:19.585	
4 -	53.210	27.546	1:20.756	88.22	1.995	12:43:40.341	
5 -	52.080	27.549	1:19.629	89.47	0.868	12:44:59.970	
6 -	51.857	27.338	1:19.195 (2)	89.96	0.434	12:46:19.165	
7 -	51.930	27.715	1:19.645	89.45	0.884	12:47:38.810	
8 -	51.610	27.709	1:19.319 (3)	89.82	0.558	12:48:58.129	
9 -	52.589	27.012	1:19.601	89.50	0.840	12:50:17.730	
10 -	51.299	27.462	1:18.761 (1)	90.45		12:51:36.491	

P19 222 1000		Daniel MERCER		Honda CBR1000RR - Desperate Dan Racing			
IDEAL LAP TIME : 1:18.745		BEST LAP TIME : 1:18.856		DIFFERENCE : 0.111			
LAP	SECTOR 1	SECTOR 2	LAP TIME	MPH	DIFF	TIME OF DAY	
1 -		27.579	1:27.667	81.26	8.811	12:39:38.055	
2 -	52.584	27.240	1:19.824	89.25	0.968	12:40:57.879	
3 -	52.319	29.065	1:21.384	87.54	2.528	12:42:19.263	
4 -	52.469	27.081	1:19.550	89.56	0.694	12:43:38.813	
5 -	51.980	26.951	1:18.931 (2)	90.26	0.075	12:44:57.744	
6 -	51.794	27.062	1:18.856 (1)	90.35		12:46:16.600	
7 -	51.917	27.516	1:19.433 (3)	89.69	0.577	12:47:36.033	
8 -	53.104	28.437	1:21.541	87.37	2.685	12:48:57.574	
9 -	54.365	28.566	1:22.931	85.91	4.075	12:50:20.505	
10 -	54.036	28.917	1:22.953	85.88	4.097	12:51:43.458	

P20 37 1000		Adam DAVEY		BMW S1000RR -			
IDEAL LAP TIME : 1:17.861		BEST LAP TIME : 1:18.224		DIFFERENCE : 0.363			
LAP	SECTOR 1	SECTOR 2	LAP TIME	MPH	DIFF	TIME OF DAY	
1 -		27.863	1:30.679	78.56	12.455	12:39:41.067	
2 -	54.899	28.478	1:23.377	85.45	5.153	12:41:04.444	
3 -	53.260	27.310	1:20.570	88.42	2.346	12:42:25.014	
4 -	54.146	27.806	1:21.952	86.93	3.728	12:43:46.966	
5 -	52.620	26.920	1:19.540	89.57	1.316	12:45:06.506	
6 -	51.900	30.067	1:21.967	86.92	3.743	12:46:28.473	
7 -	52.714	26.716	1:19.430	89.69	1.206	12:47:47.903	
8 -	51.848	26.838	1:18.686 (2)	90.54	0.462	12:49:06.589	
9 -	51.371	26.853	1:18.224 (1)	91.08		12:50:24.813	
10 -	51.145	27.637	1:18.782 (3)	90.43	0.558	12:51:43.595	

BMCRC - MRO Championships 2022 - Rnd 8 @ Donington Park National

BMCRC Rookie 600 & 1000

RACE 10 - SECTOR ANALYSIS



SECTOR 1 = FL to I1, SECTOR 2 = I1 to FL, DIFF = Difference To Personal Best Lap, P = Crossed Finish Line in Pit Lane, D = Time Disallowed

P21 69 1000 Alfie COKER		Kawasaki ZX10RR - Elmech Racing				
IDEAL LAP TIME : 1:13.280		BEST LAP TIME : 1:13.935		DIFFERENCE : 0.655		
LAP	SECTOR 1	SECTOR 2	LAP TIME	MPH	DIFF	TIME OF DAY
1 -		26.210	1:19.740	89.34	5.805	12:39:30.128
2 -	48.785	26.237	1:15.022	94.96	1.087	12:40:45.150
3 -	49.113	26.431	1:15.544	94.31	1.609	12:42:00.694
4 -	48.808	25.769	1:14.577 (3)	95.53	0.642	12:43:15.271
5 -	49.260	25.755	1:15.015	94.97	1.080	12:44:30.286
6 -	49.934	25.997	1:15.931	93.83	1.996	12:45:46.217
7 -	47.817	26.118	1:13.935 (1)	96.36		12:47:00.152
8 -	48.629	25.463	1:14.092 (2)	96.15	0.157	12:48:14.244
9 -	48.438	26.277	1:14.715	95.35	0.780	12:49:28.959
10 -	48.923	1:34.528	2:23.451	49.66	1:09.516	12:51:52.410

P22 58 600 Paul NICHOLAS		Yamaha YZF R6 - MARLEY COMMS				
IDEAL LAP TIME : 1:17.682		BEST LAP TIME : 1:17.786		DIFFERENCE : 0.104		
LAP	SECTOR 1	SECTOR 2	LAP TIME	MPH	DIFF	TIME OF DAY
1 -		27.622	1:59.642	59.54	41.856	12:40:10.030
2 -	50.531	27.372	1:17.903 (2)	91.45	0.117	12:41:27.933
3 -	50.564	27.369	1:17.933 (3)	91.42	0.147	12:42:45.866
4 -	50.790	27.346	1:18.136	91.18	0.350	12:44:04.002
5 -	50.542	27.244	1:17.786 (1)	91.59		12:45:21.788
6 -	50.835	27.236	1:18.071	91.25	0.285	12:46:39.859
7 -	50.931	27.329	1:18.260	91.03	0.474	12:47:58.119
8 -	50.875	27.677	1:18.552	90.69	0.766	12:49:16.671
9 -	50.446	27.547	1:17.993	91.34	0.207	12:50:34.664

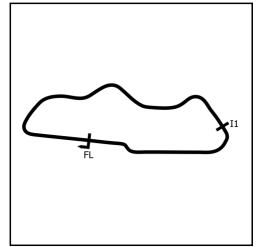
P23 929 600 Aaron DAYKIN		Yamaha R6 - Quadros Financial Solutions LTD				
IDEAL LAP TIME : 1:15.970		BEST LAP TIME : 1:15.970		DIFFERENCE : 0.000		
LAP	SECTOR 1	SECTOR 2	LAP TIME	MPH	DIFF	TIME OF DAY
1 -		27.261	2:02.060	58.36	46.090	12:40:12.448
2 -	51.163	27.387	1:18.550	90.70	2.580	12:41:30.998
3 -	51.014	27.633	1:18.647	90.59	2.677	12:42:49.645
4 -	51.293	27.160	1:18.453	90.81	2.483	12:44:08.098
5 -	50.788	26.603	1:17.391 (3)	92.06	1.421	12:45:25.489
6 -	50.092	27.216	1:17.308 (2)	92.15	1.338	12:46:42.797
7 -	51.470	26.504	1:17.974	91.37	2.004	12:48:00.771
8 -	50.212	27.827	1:18.039	91.29	2.069	12:49:18.810
9 -	49.641	26.329	1:15.970 (1)	93.78		12:50:34.780

P24 41 600 Toby COOK		Triumph DAYTONA - Brixham Bodyworks				
IDEAL LAP TIME : 1:17.404		BEST LAP TIME : 1:17.554		DIFFERENCE : 0.150		
LAP	SECTOR 1	SECTOR 2	LAP TIME	MPH	DIFF	TIME OF DAY
1 -		27.252	1:58.775	59.98	41.221	12:40:09.163
2 -	50.581	27.660	1:18.241	91.06	0.687	12:41:27.404
3 -	50.296	27.258	1:17.554 (1)	91.86		12:42:44.958
4 -	50.746	27.108	1:17.854 (2)	91.51	0.300	12:44:02.812
5 -	50.871	27.233	1:18.104 (3)	91.21	0.550	12:45:20.916
6 -	51.340	27.410	1:18.750	90.47	1.196	12:46:39.666
7 -	51.409	27.321	1:18.730	90.49	1.176	12:47:58.396
8 -	51.992	27.596	1:19.588	89.51	2.034	12:49:17.984
9 -	51.435	27.153	1:18.588	90.65	1.034	12:50:36.572

BMCRC - MRO Championships 2022 - Rnd 8 @ Donington Park National

BMCRC Rookie 600 & 1000

RACE 10 - SECTOR ANALYSIS



SECTOR 1 = FL to I1, SECTOR 2 = I1 to FL, DIFF = Difference To Personal Best Lap, P = Crossed Finish Line in Pit Lane, D = Time Disallowed

P25 274 1000 Stewart LATIMER			Suzuki GSXR1000 R - Fat Bloke Racing RR			
IDEAL LAP TIME : 1:21.055		BEST LAP TIME : 1:21.055		DIFFERENCE : 0.000		
LAP	SECTOR 1	SECTOR 2	LAP TIME	MPH	DIFF	TIME OF DAY
1 -		28.700	1:30.079	79.09	9.024	12:39:40.467
2 -	53.072	27.983	1:21.055 (1)	87.89		12:41:01.522
3 -	53.870	29.218	1:23.088	85.74	2.033	12:42:24.610
4 -	54.308	28.770	1:23.078	85.75	2.023	12:43:47.688
5 -	54.408	28.722	1:23.130	85.70	2.075	12:45:10.818
6 -	54.200	28.598	1:22.798	86.04	1.743	12:46:33.616
7 -	54.145	28.390	1:22.535 (2)	86.32	1.480	12:47:56.151
8 -	54.628	28.946	1:23.574	85.24	2.519	12:49:19.725
9 -	53.659	29.102	1:22.761 (3)	86.08	1.706	12:50:42.486

P26 320 600 Will HOPKINS			Kawasaki ZX6R - WH RACING			
IDEAL LAP TIME : 1:18.326		BEST LAP TIME : 1:18.326		DIFFERENCE : 0.000		
LAP	SECTOR 1	SECTOR 2	LAP TIME	MPH	DIFF	TIME OF DAY
1 -		27.247	2:00.746	59.00	42.420	12:40:11.134
2 -	51.561	27.282	1:18.843 (2)	90.36	0.517	12:41:29.977
3 -	52.187	27.203	1:19.390	89.74	1.064	12:42:49.367
4 -	51.257	27.069	1:18.326 (1)	90.96		12:44:07.693
5 -	51.767	27.216	1:18.983 (3)	90.20	0.657	12:45:26.676
6 -	52.389	27.565	1:19.954	89.10	1.628	12:46:46.630
7 -	52.277	27.863	1:20.140	88.90	1.814	12:48:06.770
8 -	52.420	27.860	1:20.280	88.74	1.954	12:49:27.050
9 -	52.386	27.373	1:19.759	89.32	1.433	12:50:46.809

P27 7 1000 Steve WALLINGTON			Aprilia RSV4 -			
IDEAL LAP TIME : 1:21.272		BEST LAP TIME : 1:21.333		DIFFERENCE : 0.061		
LAP	SECTOR 1	SECTOR 2	LAP TIME	MPH	DIFF	TIME OF DAY
1 -		28.567	1:30.162	79.01	8.829	12:39:40.550
2 -	55.164	28.921	1:24.085	84.73	2.752	12:41:04.635
3 -	58.391	29.077	1:27.468	81.45	6.135	12:42:32.103
4 -	55.093	28.372	1:23.465	85.36	2.132	12:43:55.568
5 -	55.282	28.251	1:23.533	85.29	2.200	12:45:19.101
6 -	55.156	28.076	1:23.232 (3)	85.59	1.899	12:46:42.333
7 -	53.783	27.550	1:21.333 (1)	87.59		12:48:03.666
8 -	58.537	27.809	1:26.346	82.51	5.013	12:49:30.012
9 -	53.722	28.089	1:21.811 (2)	87.08	0.478	12:50:51.823

P28 84 1000 Colin MCPHERSON			Kawasaki ZX10R -			
IDEAL LAP TIME : 1:22.468		BEST LAP TIME : 1:22.717		DIFFERENCE : 0.249		
LAP	SECTOR 1	SECTOR 2	LAP TIME	MPH	DIFF	TIME OF DAY
1 -		28.874	1:31.247	78.08	8.530	12:39:41.635
2 -	55.231	28.827	1:24.058	84.75	1.341	12:41:05.693
3 -	55.474	29.572	1:25.046	83.77	2.329	12:42:30.739
4 -	55.763	28.431	1:24.194	84.62	1.477	12:43:54.933
5 -	55.536	28.223	1:23.759	85.06	1.042	12:45:18.692
6 -	55.327	28.623	1:23.950	84.86	1.233	12:46:42.642
7 -	55.040	28.322	1:23.362 (3)	85.46	0.645	12:48:06.004
8 -	54.868	28.318	1:23.186 (2)	85.64	0.469	12:49:29.190
9 -	54.245	28.472	1:22.717 (1)	86.13		12:50:51.907

BMCRC - MRO Championships 2022 - Rnd 8 @ Donington Park National

BMCRC Rookie 600 & 1000

RACE 10 - SECTOR ANALYSIS



SECTOR 1 = FL to I1, SECTOR 2 = I1 to FL, DIFF = Difference To Personal Best Lap, P = Crossed Finish Line in Pit Lane, D = Time Disallowed

P29 885 600		Oliver HOBBS		Kawasaki ZX6R - Skyline Roofing centres		
IDEAL LAP TIME : 1:18.894		BEST LAP TIME : 1:18.918		DIFFERENCE : 0.024		
LAP	SECTOR 1	SECTOR 2	LAP TIME	MPH	DIFF	TIME OF DAY
1 -		27.641	2:01.907	58.44	42.989	12:40:12.295
2 -	51.744	27.626	1:19.370 (2)	89.76	0.452	12:41:31.665
3 -	52.293	27.917	1:20.210	88.82	1.292	12:42:51.875
4 -	52.297	27.849	1:20.146	88.89	1.228	12:44:12.021
5 -	52.423	28.019	1:20.442	88.56	1.524	12:45:32.463
6 -	53.611	28.123	1:21.734	87.16	2.816	12:46:54.197
7 -	51.757	28.000	1:19.757	89.32	0.839	12:48:13.954
8 -	51.376	27.542	1:18.918 (1)	90.27		12:49:32.872
9 -	51.352	28.081	1:19.433 (3)	89.69	0.515	12:50:52.305

P30 43 600		Paul NIELD		Honda CBR600RR -		
IDEAL LAP TIME : 1:18.806		BEST LAP TIME : 1:19.186		DIFFERENCE : 0.380		
LAP	SECTOR 1	SECTOR 2	LAP TIME	MPH	DIFF	TIME OF DAY
1 -		27.833	2:03.540	57.67	44.354	12:40:13.928
2 -	52.461	27.888	1:20.349	88.67	1.163	12:41:34.277
3 -	53.192	27.258	1:20.450	88.55	1.264	12:42:54.727
4 -	51.860	27.506	1:19.366 (3)	89.76	0.180	12:44:14.093
5 -	52.032	27.477	1:19.509	89.60	0.323	12:45:33.602
6 -	52.042	27.654	1:19.696	89.39	0.510	12:46:53.298
7 -	52.119	28.654	1:20.773	88.20	1.587	12:48:14.071
8 -	51.935	27.269	1:19.204 (2)	89.95	0.018	12:49:33.275
9 -	51.548	27.638	1:19.186 (1)	89.97		12:50:52.461

P31 28 600		Tom WALKER		Honda CBR600RR -		
IDEAL LAP TIME : 1:18.773		BEST LAP TIME : 1:19.194		DIFFERENCE : 0.421		
LAP	SECTOR 1	SECTOR 2	LAP TIME	MPH	DIFF	TIME OF DAY
1 -		27.761	2:03.082	57.88	43.888	12:40:13.470
2 -	52.668	27.892	1:20.560	88.43	1.366	12:41:34.030
3 -	53.788	28.255	1:22.043	86.84	2.849	12:42:56.073
4 -	53.254	27.749	1:21.003	87.95	1.809	12:44:17.076
5 -	52.711	27.732	1:20.443	88.56	1.249	12:45:37.519
6 -	52.440	27.745	1:20.185	88.85	0.991	12:46:57.704
7 -	51.778	27.471	1:19.249 (2)	89.90	0.055	12:48:16.953
8 -	51.915	27.279	1:19.194 (1)	89.96		12:49:36.147
9 -	51.494	28.054	1:19.548 (3)	89.56	0.354	12:50:55.695

P32 126 600		Rhys SNOOK		Yamaha R6 - RES Ventures		
IDEAL LAP TIME : 1:19.507		BEST LAP TIME : 1:19.550		DIFFERENCE : 0.043		
LAP	SECTOR 1	SECTOR 2	LAP TIME	MPH	DIFF	TIME OF DAY
1 -		28.496	2:04.389	57.27	44.839	12:40:14.777
2 -	52.638	28.190	1:20.828	88.14	1.278	12:41:35.605
3 -	52.861	27.908	1:20.769	88.21	1.219	12:42:56.374
4 -	51.923	27.852	1:19.775 (2)	89.30	0.225	12:44:16.149
5 -	52.088	27.815	1:19.903 (3)	89.16	0.353	12:45:36.052
6 -	52.468	27.667	1:20.135	88.90	0.585	12:46:56.187
7 -	51.840	27.710	1:19.550 (1)	89.56		12:48:15.737
8 -	52.731	30.236	1:22.967	85.87	3.417	12:49:38.704
9 -	55.005	28.033	1:23.038	85.79	3.488	12:51:01.742

BMCRC - MRO Championships 2022 - Rnd 8 @ Donington Park National

BMCRC Rookie 600 & 1000

RACE 10 - SECTOR ANALYSIS



SECTOR 1 = FL to I1, SECTOR 2 = I1 to FL, DIFF = Difference To Personal Best Lap, P = Crossed Finish Line in Pit Lane, D = Time Disallowed

P33		4 600		Kallum BEDWELL		Suzuki GSXR - KB	
IDEAL LAP TIME : 1:22.549		BEST LAP TIME : 1:22.758		DIFFERENCE : 0.209			
LAP	SECTOR 1	SECTOR 2	LAP TIME	MPH	DIFF	TIME OF DAY	
1 -		29.616	2:06.911	56.13	44.153	12:40:17.299	
2 -	54.451	29.529	1:23.980	84.83	1.222	12:41:41.279	
3 -	53.942	29.118	1:23.060 (3)	85.77	0.302	12:43:04.339	
4 -	53.605	29.153	1:22.758 (1)	86.09		12:44:27.097	
5 -	54.020	29.135	1:23.155	85.67	0.397	12:45:50.252	
6 -	54.269	29.157	1:23.426	85.40	0.668	12:47:13.678	
7 -	54.110	28.974	1:23.084	85.75	0.326	12:48:36.762	
8 -	54.017	28.944	1:22.961 (2)	85.87	0.203	12:49:59.723	
9 -	53.775	29.404	1:23.179	85.65	0.421	12:51:22.902	

P34		155 600		Eliot SMITH		Honda CBR600RR - Pro-Moto Europe Ltd	
IDEAL LAP TIME : 1:22.395		BEST LAP TIME : 1:22.820		DIFFERENCE : 0.425			
LAP	SECTOR 1	SECTOR 2	LAP TIME	MPH	DIFF	TIME OF DAY	
1 -		29.194	2:06.187	56.46	43.367	12:40:16.575	
2 -	54.730	28.765	1:23.495	85.33	0.675	12:41:40.070	
3 -	54.565	28.884	1:23.449	85.37	0.629	12:43:03.519	
4 -	53.995	28.899	1:22.894 (2)	85.94	0.074	12:44:26.413	
5 -	54.108	28.933	1:23.041 (3)	85.79	0.221	12:45:49.454	
6 -	54.627	28.900	1:23.527	85.29	0.707	12:47:12.981	
7 -	53.921	28.899	1:22.820 (1)	86.02		12:48:35.801	
8 -	55.072	29.230	1:24.302	84.51	1.482	12:50:00.103	
9 -	53.630	29.582	1:23.212	85.62	0.392	12:51:23.315	

P35		120 600		James GOWER		Yamaha R6 - TeamRubyRacing	
IDEAL LAP TIME : 1:18.067		BEST LAP TIME : 1:18.219		DIFFERENCE : 0.152			
LAP	SECTOR 1	SECTOR 2	LAP TIME	MPH	DIFF	TIME OF DAY	
1 -		27.862	2:02.368	58.22	44.149	12:40:12.756	
2 -	51.555	27.430	1:18.985 (3)	90.20	0.766	12:41:31.741	
3 -	50.637	27.582	1:18.219 (1)	91.08		12:42:49.960	
4 -	51.257	27.440	1:18.697 (2)	90.53	0.478	12:44:08.657	

BMCRC - MRO Championships 2022 - Rnd 8 @ Donington Park National

BMCRC Rookie 600 & 1000

RACE 10 - BEST SECTORS

SECTOR 1			SECTOR 2			IDEAL / BEST COMPARISON						
POS	NO	NAME	TIME	NO	NAME	TIME	POS	NO	NAME	IDEAL	BEST	DIFF
									PERFECT LAP	1:12.597		
1	449	WALLINGTON	47.337	449	WALLINGTON	25.260	1	449	WALLINGTON	1:12.597	1:12.884	0.287
2	69	COKER	47.817	69	COKER	25.463	2	69	COKER	1:13.280	1:13.935	0.655
3	334	BRANDISH	47.867	187	DERMOTT	25.535	3	334	BRANDISH	1:13.405	1:13.861	0.456
4	187	DERMOTT	47.989	334	BRANDISH	25.538	4	187	DERMOTT	1:13.524	1:14.020	0.496
5	87	THOMPSON	48.077	23	HINCHCLIFFE	25.693	5	87	THOMPSON	1:13.896	1:14.057	0.161
6	23	HINCHCLIFFE	48.327	29	SHEPPHARD	25.721	6	23	HINCHCLIFFE	1:14.020	1:14.136	0.116
7	149	WILKINS	48.999	87	THOMPSON	25.819	7	149	WILKINS	1:14.942	1:14.942	0.000
8	34	CHEESEMAN	49.023	149	WILKINS	25.943	8	29	SHEPPHARD	1:14.986	1:14.986	0.000
9	81	HARTLE	49.040	224	HEALEY	25.956	9	224	HEALEY	1:15.014	1:15.014	0.000
10	224	HEALEY	49.058	141	ROSS	26.085	10	34	CHEESEMAN	1:15.197	1:15.200	0.003
11	29	SHEPPHARD	49.265	34	CHEESEMAN	26.174	11	141	ROSS	1:15.502	1:15.632	0.130
12	141	ROSS	49.417	929	DAYKIN	26.329	12	81	HARTLE	1:15.626	1:15.945	0.319
13	929	DAYKIN	49.641	81	HARTLE	26.586	13	929	DAYKIN	1:15.970	1:15.970	0.000
14	36	MORGAN	50.288	56	HARRIS	26.613	14	36	MORGAN	1:17.029	1:17.472	0.443
15	41	COOK	50.296	37	DAVEY	26.716	15	56	HARRIS	1:17.357	1:17.513	0.156
16	58	NICHOLAS	50.446	36	MORGAN	26.741	16	41	COOK	1:17.404	1:17.554	0.150
17	120	GOWER	50.637	281	FARLEY	26.810	17	58	NICHOLAS	1:17.682	1:17.786	0.104
18	888	FAGG	50.724	222	MERCER	26.951	18	37	DAVEY	1:17.861	1:18.224	0.363
19	56	HARRIS	50.744	50	PAES	27.012	19	120	GOWER	1:18.067	1:18.219	0.152
20	37	DAVEY	51.145	320	HOPKINS	27.069	20	281	FARLEY	1:18.094	1:18.094	0.000
21	320	HOPKINS	51.257	45	SMITH	27.090	21	888	FAGG	1:18.141	1:18.452	0.311
22	45	SMITH	51.274	41	COOK	27.108	22	50	PAES	1:18.311	1:18.761	0.450
23	281	FARLEY	51.284	58	NICHOLAS	27.236	23	320	HOPKINS	1:18.326	1:18.326	0.000
24	50	PAES	51.299	43	NIELD	27.258	24	45	SMITH	1:18.364	1:18.536	0.172
25	885	HOBBS	51.352	28	WALKER	27.279	25	222	MERCER	1:18.745	1:18.856	0.111
26	96	SCOTT	51.455	888	FAGG	27.417	26	28	WALKER	1:18.773	1:19.194	0.421
27	28	WALKER	51.494	120	GOWER	27.430	27	43	NIELD	1:18.806	1:19.186	0.380
28	43	NIELD	51.548	96	SCOTT	27.475	28	885	HOBBS	1:18.894	1:18.918	0.024
29	222	MERCER	51.794	885	HOBBS	27.542	29	96	SCOTT	1:18.930	1:18.948	0.018
30	126	SNOOK	51.840	7	WALLINGTON	27.550	30	126	SNOOK	1:19.507	1:19.550	0.043
31	274	LATIMER	53.072	126	SNOOK	27.667	31	274	LATIMER	1:21.055	1:21.055	0.000
32	4	BEDWELL	53.605	274	LATIMER	27.983	32	7	WALLINGTON	1:21.272	1:21.333	0.061
33	155	SMITH	53.630	84	MCPHERSON	28.223	33	155	SMITH	1:22.395	1:22.820	0.425
34	7	WALLINGTON	53.722	155	SMITH	28.765	34	84	MCPHERSON	1:22.468	1:22.717	0.249
35	84	MCPHERSON	54.245	4	BEDWELL	28.944	35	4	BEDWELL	1:22.549	1:22.758	0.209

BMCRC - MRO Championships 2022 - Rnd 8 @ Donington Park National

BMCRC Rookie 600 & 1000

RACE 10 - STATISTICS

Competitors Started 35
Planned Start 2022-09-04 @ 12:25:00.000
Actual Start 2022-09-04 @ 12:38:10.387
Finish Time 2022-09-04 @ 12:50:33.238
Track Length 1.9790mi.
Total Laps 331
Total Distance Covered 655.0712mi.

Session Fastest Lap History

NO	CL	NAME	LAP TIME	TIME OF DAY	LAP	VEHICLE
334	1000	Anthony BRANDISH	1:13.861	12:40:41.113	2	Suzuki GSXR 1000
449	1000	Luke WALLINGTON	1:12.884	12:40:44.768	2	Yamaha R1 4C8

Session Leader History

NO	CL	NAME	FROM LAP	LAPS LED	DISTANCE	VEHICLE
334	1000	Anthony BRANDISH	1	3	5.89 miles	Suzuki GSXR 1000
449	1000	Luke WALLINGTON	4	7	13.85 miles	Yamaha R1 4C8

Flag History

TYPE	TIME OF DAY
GREEN	12:38:10.387
FINISH	12:50:33.238

Flag Statistics

TYPE	COUNT	TOTAL LAPS	TOTAL TIME
Green	1	10	14:00.458
Red	0	0	0.000
Safety Car	0	0	0.000
FCY	0	0	0.000

BMCRC - MRO Championships 2022 - Rnd 8 @ Donington Park National

BMCRC Rookie 600 & 1000

RACE 10 - STATISTICS

CLASS : 1000

22 Starters

Fastest Lap History

NO	NAME	LAP TIME	TIME OF DAY	LAP	VEHICLE
334	Anthony BRANDISH	1:13.861	12:40:41.113	2	Suzuki GSXR 1000
449	Luke WALLINGTON	1:12.884	12:40:44.768	2	Yamaha R1 4C8

Leader History

NO	NAME	FROM LAP	LAPS LED	DISTANCE	VEHICLE
334	Anthony BRANDISH	1	3	5.89 miles	Suzuki GSXR 1000
449	Luke WALLINGTON	4	7	13.85 miles	Yamaha R1 4C8

BMCRC - MRO Championships 2022 - Rnd 8 @ Donington Park National

BMCRC Rookie 600 & 1000

RACE 10 - STATISTICS

CLASS : 600

13 Starters

Fastest Lap History

NO	NAME	LAP TIME	TIME OF DAY	LAP	VEHICLE
29	Michael SHEPPHARD	1:16.466	12:41:24.142	2	Kawasaki ZX6R
141	Henry ROSS	1:16.428	12:41:24.434	2	Yamaha R6
141	Henry ROSS	1:15.632	12:43:56.655	4	Yamaha R6
29	Michael SHEPPHARD	1:14.986	12:49:01.529	8	Kawasaki ZX6R

Leader History

NO	NAME	FROM LAP	LAPS LED	DISTANCE	VEHICLE
29	Michael SHEPPHARD	1	3	5.89 miles	Kawasaki ZX6R
141	Henry ROSS	4	4	7.91 miles	Yamaha R6
29	Michael SHEPPHARD	8	2	3.95 miles	Kawasaki ZX6R
141	Henry ROSS	10	1	1.97 miles	Yamaha R6

BMCRC - MRO Championships 2022 - Rnd 8 @ Donington Park National

BMCRC Rookie 600 & 1000

RACE 20 - GRID (10 Laps)



CONTRACTORS LTD

ROW 14	42	177	Calogero LAURICELLA	41	46	Pete MARSH	40	155	Eliot SMITH	1:22.820	
ROW 13				39	4	Kallum BEDWELL	38	126	Rhys SNOOK	1:19.550	
								37	28	Tom WALKER	1:19.194
ROW 12				36	43	Paul NIELD	35	885	Oliver HOBBS	1:18.918	
								34	320	Will HOPKINS	1:18.326
ROW 11								33	120	James GOWER	1:18.219
								32	58	Paul NICHOLAS	1:17.786
								31	41	Toby COOK	1:17.554
ROW 10				30	929	Aaron DAYKIN	29	141	Henry ROSS	1:15.632	
								28	29	Michael SHEPPHARD	1:14.986
ROW 9				27			26				
ROW 8				24			23				
								22	84	Colin MCPHERSON	1:22.717
ROW 7								21	7	Steve WALLINGTON	1:21.333
								20	274	Stewart LATIMER	1:21.055
								19	96	Pete SCOTT	1:18.948
ROW 6				18	222	Daniel MERCER	17	50	Jason PAES	1:18.761	
								16	45	Glenn SMITH	1:18.536
ROW 5								15	888	Paul FAGG	1:18.452
								14	37	Adam DAVEY	1:18.224
								13	281	Daniel FARLEY	1:18.094
ROW 4				12	56	Paul HARRIS	11	36	Alan MORGAN	1:17.472	
								10	81	Dan HARTLE	1:15.945
ROW 3								9	34	Ben CHEESEMAN	1:15.200
								8	224	Lee HEALEY	1:15.014
								7	149	David WILKINS	1:14.942
ROW 2				6	23	Harry HINCHCLIFFE	5	87	Karl THOMPSON	1:14.057	
								4	187	Scott DERMOTT	1:14.020
ROW 1								3	69	Alfie COKER	1:13.935
								2	334	Anthony BRANDISH	1:13.861
								1	449	Luke WALLINGTON	1:12.884
											Pole

Donington Park National: 1.9790 miles

These results are provisional until the conclusion of any judicial and technical matters.

Clerk Of Course :	Stewards :	Timekeeper : <i>Craig Smith</i>
-------------------	------------	------------------------------------

Results can be found at www.tsl-timing.com

Printed - 12:55 Sunday, 04 September 2022



BMCRC - MRO Championships 2022 - Rnd 8 @ Donington Park National

BMCRC Rookie 600 & 1000

RACE 20 - CLASSIFICATION



CONTRACTORS LTD

POS	NO	CL	PIC NAME	ENTRY	LAPS	TIME	GAP	DIFF	MPH	BEST	ON
1	449	1000	1 Luke WALLINGTON	Yamaha R1 4C8 - BW Bespoke Developments Ltd	10	12:24.536			95.50	1:12.828	2
2	334	1000	2 Anthony BRANDISH	Suzuki GSXR 1000 - BW bespoke developments ltd	10	12:26.547	2.011	2.011	95.25	1:13.618	10
3	23	1000	3 Harry HINCHCLIFFE	Kawasaki ZX10R GEN 4 -	10	12:30.659	6.123	4.112	94.72	1:14.186	5
4	69	1000	4 Alfie COKER	Kawasaki ZX10RR - Elmech Racing	10	12:36.719	12.183	6.060	93.97	1:14.588	2
5	149	1000	5 David WILKINS	Yamaha R1 - TwoClicksOut Racing	10	12:36.876	12.340	0.157	93.95	1:14.778	2
6	187	1000	6 Scott DERMOTT	Yamaha R1 - TwoClicksOut Racing	10	12:38.554	14.018	1.678	93.74	1:14.197	9
7	87	1000	7 Karl THOMPSON	Yamaha R1 - #Teamrace	10	12:40.578	16.042	2.024	93.49	1:14.028	9
8	224	1000	8 Lee HEALEY	Suzuki GSXR 1000R - F-Tech Fire & Electrical Ltd /	10	12:42.893	18.357	2.315	93.21	1:15.115	9
9	34	1000	9 Ben CHEESEMAN	Kawasaki ZX10RR - BCH Services Kent Ltd	10	12:53.083	28.547	10.190	91.98	1:15.980	6
10	36	1000	10 Alan MORGAN	Suzuki GSXR 1000 - Little Duck Racing	10	12:57.508	32.972	4.425	91.45	1:15.920	10
11	81	1000	11 Dan HARTLE	Yamaha R1 - #Teamrace	10	12:57.756	33.220	0.248	91.42	1:16.194	9
12	56	1000	12 Paul HARRIS	Kawasaki ZX10R - Nhr Neil Harris Racing	10	13:02.000	37.464	4.244	90.93	1:15.939	8
13	281	1000	13 Daniel FARLEY	Suzuki GSXR - F-TECH FIRE & ELECTRICAL LTD	10	13:16.062	51.526	14.062	89.32	1:18.360	5
14	45	1000	14 Glenn SMITH	Kawasaki ZX10R - Team Blumpkin Racing	10	13:16.078	51.541	0.015	89.32	1:18.424	5
15	37	1000	15 Adam DAVEY	BMW S1000RR -	10	13:16.327	51.791	0.249	89.29	1:17.346	4
16	888	1000	16 Paul FAGG	Yamaha R1 4C8 - OnlyFans	10	13:17.933	53.397	1.606	89.11	1:17.507	10
17	96	1000	17 Pete SCOTT	Suzuki GSXR750 - South Hill MOT Centre	10	13:22.994	58.458	5.061	88.55	1:18.382	9
18	29	600	1 Michael SHEPPHARD	Kawasaki ZX6R - RTR Performance, KRS Solutions	10	13:23.246	58.710	0.252	88.52	1:15.266	4
19	141	600	2 Henry ROSS	Yamaha R6 -	10	13:24.362	59.826	1.116	88.40	1:15.718	4
20	50	1000	18 Jason PAES	Aprilia RSV4 -	10	13:27.502	1:02.966	3.140	88.06	1:19.397	10
21	929	600	3 Aaron DAYKIN	Yamaha R6 - Quadros Financial Solutions LTD	10	13:32.343	1:07.807	4.841	87.53	1:16.205	2
22	222	1000	19 Daniel MERCER	Honda CBR1000RR - Desperate Dan Racing	10	13:36.273	1:11.737	3.930	87.11	1:18.634	4
23	7	1000	20 Steve WALLINGTON	Aprilia RSV4 -	10	13:36.995	1:12.459	0.722	87.03	1:20.359	6
24	274	1000	21 Stewart LATIMER	Suzuki GSXR1000 R - Fat Bloke Racing RR	10	13:41.957	1:17.421	4.962	86.51	1:20.913	8
25	58	600	4 Paul NICHOLAS	Yamaha YZF R6 - MARLEY COMMS	9	12:32.970	1 Lap	1 Lap	84.97	1:18.241	7
26	41	600	5 Toby COOK	Triumph DAYTONA - Brixham Bodyworks	9	12:33.189	1 Lap	0.219	84.95	1:18.625	8
27	320	600	6 Will HOPKINS	Kawasaki ZX6R - WH RACING	9	12:34.020	1 Lap	0.831	84.85	1:17.912	4
28	43	600	7 Paul NIELD	Honda CBR600RR -	9	12:38.124	1 Lap	4.104	84.39	1:18.638	4
29	28	600	8 Tom WALKER	Honda CBR600RR -	9	12:44.082	1 Lap	5.958	83.74	1:19.108	4
30	84	1000	22 Colin MCPHERSON	Kawasaki ZX10R -	9	12:47.963	1 Lap	3.881	83.31	1:23.910	9
31	885	600	9 Oliver HOBBS	Kawasaki ZX6R - Skyline Roofing centres	9	12:49.919	1 Lap	1.956	83.10	1:18.692	8
32	126	600	10 Rhys SNOOK	Yamaha R6 - RES Ventures	9	13:01.707	1 Lap	11.788	81.85	1:20.178	9
33	4	600	11 Kallum BEDWELL	Suzuki GSXR - KB	9	13:25.746	1 Lap	24.039	79.41	1:21.968	4

FASTEST LAP

449	1000	Luke WALLINGTON	Yamaha R1 4C8 - BW Bespoke Developments Ltd	2	1:12.828	97.82 mph	157.43 kph
29	600	Michael SHEPPHARD	Kawasaki ZX6R - RTR Performance, KRS Solutions	4	1:15.266	94.65 mph	152.33 kph

Class 1000 - 92.5% of Race Speed = 88.33 mph

Class 600 - 92.5% of Race Speed = 81.88 mph

Weather / Track : Cloudy / Dry

These results are provisional until the conclusion of any judicial and technical matters.

Race Distance: 10 Laps / 19.79 miles

Donington Park National: 1.9790 miles

Date: 04/09/2022 Start: 16:43 Finish: 16:55

Clerk Of Course :	Stewards :	Timekeeper : <i>Craig Smith</i>
-------------------	------------	------------------------------------

Results can be found at www.tsl-timing.com

Printed - 16:57 Sunday, 04 September 2022



BMCRC - MRO Championships 2022 - Rnd 8 @ Donington Park National

BMCRC Rookie 600 & 1000

RACE 20 - LAP CHART

LAP 1 @ 16:44:48.907														
NO	BEHIND	LAP TIME												
449		1:17.615	43	51.822	1:20.274	274	35.404	1:21.473	45	32.762	1:18.687	34	22.395	1:17.339
334	0.051	1:17.666	320	52.497	1:20.217	84	47.272	1:24.774	37	32.929	1:18.772	126	1 Lap	1:30.606
69	0.598	1:18.213	28	52.737	1:19.656	29	47.685	1:15.266	888	34.385	1:18.477	81	29.320	1:16.633
23	1.293	1:18.908	885	56.053	1:21.699	141	49.352	1:15.718	222	39.969	1:20.136	36	30.268	1:16.285
149	2.119	1:19.734	126	56.098	1:21.083	929	50.348	1:16.778	96	40.961	1:18.745	56	33.194	1:15.939
87	2.747	1:20.362	4	1:00.606	1:24.195	58	1:01.871	1:19.315	50	41.885	1:19.575	45	42.654	1:19.388
224	2.847	1:20.462	LAP 3 @ 16:47:15.184			320	1:02.090	1:17.912	7	45.993	1:20.359	281	43.151	1:19.607
187	3.451	1:21.066	NO	BEHIND	LAP TIME	41	1:02.353	1:19.018	274	50.188	1:22.327	4	1 Lap	1:25.558
34	4.085	1:21.700	449		1:13.449	43	1:02.744	1:18.638	29	50.603	1:15.844	37	43.692	1:19.987
81	5.386	1:23.001	334	2.072	1:14.126	28	1:04.409	1:19.108	141	52.844	1:16.191	888	44.691	1:19.843
281	6.127	1:23.742	69	3.766	1:14.857	126	1:10.917	1:21.216	929	55.055	1:16.734	96	50.315	1:18.739
36	7.255	1:24.870	23	4.268	1:15.004	885	1:11.967	1:21.733	84	1:08.295	1:24.788	50	53.545	1:20.224
45	7.301	1:24.916	149	5.479	1:14.859	LAP 5 @ 16:49:43.383			58	1:09.853	1:18.434	222	55.488	1:22.277
56	7.447	1:25.062	224	8.234	1:15.680	NO	BEHIND	LAP TIME	41	1:10.788	1:18.626	29	55.552	1:16.602
888	8.636	1:26.251	87	8.931	1:16.357	449		1:14.773	320	1:11.144	1:19.462	141	56.715	1:16.265
96	9.289	1:26.904	187	9.002	1:16.223	334	1.837	1:13.940	43	1:11.826	1:19.053	7	1:00.328	1:22.374
37	9.412	1:27.027	34	10.444	1:16.310	4	1 Lap	1:21.968	LAP 7 @ 16:52:11.879			929	1:02.171	1:18.148
222	9.739	1:27.354	81	13.965	1:17.244	23	4.919	1:14.186	NO	BEHIND	LAP TIME	274	1:04.420	1:20.913
7	9.951	1:27.566	36	16.568	1:17.114	69	5.947	1:15.204	449		1:14.333	LAP 9 @ 16:54:42.170		
50	10.407	1:28.022	281	17.948	1:19.470	149	8.287	1:15.341	28	1 Lap	1:19.849	NO	BEHIND	LAP TIME
274	11.351	1:28.966	56	18.435	1:19.070	87	11.392	1:15.141	334	2.733	1:14.026	449		1:15.813
84	12.969	1:30.584	45	19.227	1:19.368	224	11.465	1:15.735	23	6.478	1:15.651	334	2.051	1:14.850
29	40.252	1:57.867	888	20.754	1:18.744	187	11.636	1:15.215	69	8.591	1:16.158	58	1 Lap	1:19.517
929	40.618	1:58.233	37	20.827	1:17.764	34	15.186	1:16.675	126	1 Lap	1:20.552	41	1 Lap	1:18.625
141	41.208	1:58.823	222	24.640	1:20.447	81	20.321	1:17.298	885	1 Lap	1:20.226	320	1 Lap	1:18.877
58	43.689	2:01.304	96	24.669	1:20.774	36	23.012	1:17.506	149	10.465	1:15.191	23	5.367	1:14.870
43	44.376	2:01.991	50	24.901	1:19.494	56	26.147	1:17.468	187	14.513	1:15.838	43	1 Lap	1:19.642
41	45.073	2:02.688	7	26.821	1:21.250	281	27.432	1:18.360	87	14.703	1:16.486	69	10.290	1:15.755
320	45.108	2:02.723	274	27.357	1:21.076	45	28.238	1:18.424	224	15.083	1:16.188	149	11.076	1:15.129
28	45.909	2:03.524	84	35.924	1:24.736	37	28.320	1:18.346	34	19.534	1:16.864	28	1 Lap	1:22.712
885	47.182	2:04.797	929	45.845	1:15.534	888	30.071	1:18.218	81	27.165	1:17.432	187	13.150	1:14.197
126	47.843	2:05.458	96	46.996	1:16.450	222	33.996	1:18.921	36	28.461	1:16.935	84	1 Lap	1:24.390
4	49.239	2:06.854	141	47.060	1:16.040	96	36.379	1:20.080	56	31.733	1:16.703	87	14.671	1:14.028
			58	55.982	1:19.541	50	36.473	1:19.988	4	1 Lap	1:34.549	224	15.875	1:15.115
			41	56.761	1:18.726	7	39.797	1:20.538	45	37.744	1:19.315	885	1 Lap	1:18.692
			43	57.532	1:19.159	274	42.024	1:21.393	281	38.022	1:20.078	34	24.133	1:17.551
			320	57.604	1:18.556	29	48.922	1:16.010	37	38.183	1:19.587	81	29.701	1:16.194
			28	58.727	1:19.439	141	50.816	1:16.237	888	39.326	1:19.274	126	1 Lap	1:20.935
			126	1:03.127	1:20.478	929	52.484	1:16.909	96	46.054	1:19.426	36	30.710	1:16.255
			885	1:03.660	1:21.056	84	57.670	1:25.171	222	47.689	1:22.053	56	33.677	1:16.296
			4	1:10.066	1:22.909	58	1:05.582	1:18.484	50	47.799	1:20.247	45	46.339	1:19.498
			LAP 4 @ 16:48:28.610			320	1:05.845	1:18.528	7	52.432	1:20.772	281	46.452	1:19.114
			NO	BEHIND	LAP TIME	41	1:06.325	1:18.745	29	53.428	1:17.158	37	46.599	1:18.720
			449		1:13.426	43	1:06.936	1:18.965	141	54.928	1:16.417	888	49.548	1:20.670
			334	2.670	1:14.024	28	1:08.989	1:19.353	274	57.985	1:22.130	4	1 Lap	1:23.712
			23	5.506	1:14.664	LAP 6 @ 16:50:57.546			929	58.501	1:17.779	96	52.884	1:18.382
			69	5.516	1:15.176	NO	BEHIND	LAP TIME	58	1:13.761	1:18.241	29	55.471	1:15.732
			149	7.719	1:15.666	449		1:14.163	LAP 8 @ 16:53:26.357			50	57.227	1:19.495
			224	10.503	1:15.695	334	3.040	1:15.366	NO	BEHIND	LAP TIME	141	57.330	1:16.428
			87	11.024	1:15.519	126	1 Lap	1:21.201	449		1:14.478	222	1:02.758	1:23.083
			187	11.194	1:15.618	885	1 Lap	1:20.720	41	1 Lap	1:18.646	929	1:04.051	1:17.693
			34	13.284	1:16.266	23	5.160	1:14.404	320	1 Lap	1:19.427	7	1:05.675	1:21.160
			81	17.796	1:17.257	69	6.766	1:14.982	43	1 Lap	1:19.964	274	1:09.925	1:21.318
			36	20.279	1:17.137	149	9.607	1:15.483	334	3.014	1:14.759	LAP 10 @ 16:55:55.828		
			56	23.452	1:18.443	4	1 Lap	1:22.223	84	1 Lap	1:25.114	NO	BEHIND	LAP TIME
			281	23.845	1:19.323	87	12.550	1:15.321	81	1 Lap	1:19.845	449		1:13.658
			45	24.587	1:18.786	187	13.008	1:15.535	28	1 Lap	1:19.845	334	2.011	1:13.618
			37	24.747	1:17.346	224	13.228	1:15.926	23	6.310	1:14.310	23	6.123	1:14.414
			888	26.626	1:19.298	34	17.003	1:15.980	69	10.348	1:16.235	58	1 Lap	1:19.105
			222	29.848	1:18.634	81	24.066	1:17.908	149	11.760	1:15.773	41	1 Lap	1:18.876
			96	31.072	1:19.829	36	25.859	1:17.010	87	16.456	1:16.231	320	1 Lap	1:18.318
			50	31.258	1:19.783	56	29.363	1:17.379	224	16.573	1:15.968	69	12.183	1:15.551
			7	34.032	1:20.637	281	32.277	1:19.008	885	1 Lap	1:21.478	149	12.340	1:14.922

Weather / Track : Cloudy / Dry

Donington Park National: 1.9790 miles
Date: 04/09/2022 Start: 16:43 Finish: 16:55

BMCRC - MRO Championships 2022 - Rnd 8 @ Donington Park National

BMCRC Rookie 600 & 1000

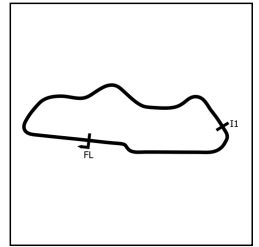
RACE 20 - LAP CHART

43	1 Lap	1:20.438
187	14.018	1:14.526
87	16.042	1:15.029
224	18.357	1:16.140
28	1 Lap	1:20.596
84	1 Lap	1:23.910
885	1 Lap	1:19.518
34	28.547	1:18.072
36	32.972	1:15.920
81	33.220	1:17.177
126	1 Lap	1:20.178
56	37.464	1:17.445
281	51.526	1:18.732
45	51.541	1:18.860
37	51.791	1:18.850
888	53.397	1:17.507
96	58.458	1:19.232
29	58.710	1:16.897
141	59.826	1:16.154
4	1 Lap	1:23.778
50	1:02.966	1:19.397
929	1:07.807	1:17.414
222	1:11.737	1:22.637
7	1:12.459	1:20.442
274	1:17.421	1:21.154

BMCRC - MRO Championships 2022 - Rnd 8 @ Donington Park National

BMCRC Rookie 600 & 1000

RACE 20 - SECTOR ANALYSIS



SECTOR 1 = FL to I1, SECTOR 2 = I1 to FL, DIFF = Difference To Personal Best Lap, P = Crossed Finish Line in Pit Lane, D = Time Disallowed

P1		449	1000	Luke WALLINGTON	Yamaha R1 4C8 - BW Bespoke Developments Ltd				
IDEAL LAP TIME :		1:12.776		BEST LAP TIME :		1:12.828		DIFFERENCE : 0.052	
LAP	SECTOR 1	SECTOR 2		LAP TIME	MPH	DIFF	TIME OF DAY		
1 -		25.479		1:17.615	91.79	4.787	16:44:48.907		
2 -	47.595	25.233		1:12.828 (1)	97.82		16:46:01.735		
3 -	48.016	25.433		1:13.449 (3)	97.00	0.621	16:47:15.184		
4 -	48.111	25.315		1:13.426 (2)	97.03	0.598	16:48:28.610		
5 -	49.592	25.181		1:14.773	95.28	1.945	16:49:43.383		
6 -	48.652	25.511		1:14.163	96.06	1.335	16:50:57.546		
7 -	48.496	25.837		1:14.333	95.84	1.505	16:52:11.879		
8 -	48.804	25.674		1:14.478	95.66	1.650	16:53:26.357		
9 -	49.708	26.105		1:15.813	93.97	2.985	16:54:42.170		
10 -	48.411	25.247		1:13.658	96.72	0.830	16:55:55.828		

P2		334	1000	Anthony BRANDISH	Suzuki GSXR 1000 - BW bespoke developments ltd				
IDEAL LAP TIME :		1:13.171		BEST LAP TIME :		1:13.618		DIFFERENCE : 0.447	
LAP	SECTOR 1	SECTOR 2		LAP TIME	MPH	DIFF	TIME OF DAY		
1 -		26.164		1:17.666	91.73	4.048	16:44:48.958		
2 -	48.261	25.911		1:14.172	96.05	0.554	16:46:03.130		
3 -	48.716	25.410		1:14.126	96.11	0.508	16:47:17.256		
4 -	48.415	25.609		1:14.024 (3)	96.24	0.406	16:48:31.280		
5 -	48.318	25.622		1:13.940 (2)	96.35	0.322	16:49:45.220		
6 -	48.669	26.697		1:15.366	94.53	1.748	16:51:00.586		
7 -	47.817	26.209		1:14.026	96.24	0.408	16:52:14.612		
8 -	48.309	26.450		1:14.759	95.30	1.141	16:53:29.371		
9 -	48.965	25.885		1:14.850	95.18	1.232	16:54:44.221		
10 -	47.761	25.857		1:13.618 (1)	96.77		16:55:57.839		

P3		23	1000	Harry HINCHCLIFFE	Kawasaki ZX10R GEN 4 -				
IDEAL LAP TIME :		1:13.760		BEST LAP TIME :		1:14.186		DIFFERENCE : 0.426	
LAP	SECTOR 1	SECTOR 2		LAP TIME	MPH	DIFF	TIME OF DAY		
1 -		25.880		1:18.908	90.28	4.722	16:44:50.200		
2 -	48.155	26.093		1:14.248 (2)	95.95	0.062	16:46:04.448		
3 -	48.777	26.227		1:15.004	94.99	0.818	16:47:19.452		
4 -	48.731	25.933		1:14.664	95.42	0.478	16:48:34.116		
5 -	48.437	25.749		1:14.186 (1)	96.03		16:49:48.302		
6 -	48.600	25.804		1:14.404	95.75	0.218	16:51:02.706		
7 -	49.539	26.112		1:15.651	94.17	1.465	16:52:18.357		
8 -	48.310	26.000		1:14.310 (3)	95.87	0.124	16:53:32.667		
9 -	48.864	26.006		1:14.870	95.16	0.684	16:54:47.537		
10 -	48.809	25.605		1:14.414	95.74	0.228	16:56:01.951		

P4		69	1000	Alfie COKER	Kawasaki ZX10RR - Elmech Racing				
IDEAL LAP TIME :		1:14.255		BEST LAP TIME :		1:14.588		DIFFERENCE : 0.333	
LAP	SECTOR 1	SECTOR 2		LAP TIME	MPH	DIFF	TIME OF DAY		
1 -		25.711		1:18.213	91.09	3.625	16:44:49.505		
2 -	48.544	26.044		1:14.588 (1)	95.51		16:46:04.093		
3 -	48.880	25.977		1:14.857 (2)	95.17	0.269	16:47:18.950		
4 -	48.999	26.177		1:15.176	94.77	0.588	16:48:34.126		
5 -	49.121	26.083		1:15.204	94.73	0.616	16:49:49.330		
6 -	49.163	25.819		1:14.982 (3)	95.01	0.394	16:51:04.312		
7 -	49.753	26.405		1:16.158	93.55	1.570	16:52:20.470		
8 -	49.875	26.360		1:16.235	93.45	1.647	16:53:36.705		
9 -	49.551	26.204		1:15.755	94.04	1.167	16:54:52.460		
10 -	49.194	26.357		1:15.551	94.30	0.963	16:56:08.011		

BMCRC - MRO Championships 2022 - Rnd 8 @ Donington Park National

BMCRC Rookie 600 & 1000

RACE 20 - SECTOR ANALYSIS



SECTOR 1 = FL to I1, SECTOR 2 = I1 to FL, DIFF = Difference To Personal Best Lap, P = Crossed Finish Line in Pit Lane, D = Time Disallowed

P5		149	1000	David WILKINS	Yamaha R1 - TwoClicksOut Racing		
IDEAL LAP TIME : 1:14.580		BEST LAP TIME : 1:14.778		DIFFERENCE : 0.198			
LAP	SECTOR 1	SECTOR 2	LAP TIME	MPH	DIFF	TIME OF DAY	
1 -		26.398	1:19.734	89.35	4.956	16:44:51.026	
2 -	48.840	25.938	1:14.778 (1)	95.27		16:46:05.804	
3 -	48.789	26.070	1:14.859 (2)	95.17	0.081	16:47:20.663	
4 -	49.461	26.205	1:15.666	94.15	0.888	16:48:36.329	
5 -	49.386	25.955	1:15.341	94.56	0.563	16:49:51.670	
6 -	49.285	26.198	1:15.483	94.38	0.705	16:51:07.153	
7 -	49.322	25.869	1:15.191	94.75	0.413	16:52:22.344	
8 -	49.731	26.042	1:15.773	94.02	0.995	16:53:38.117	
9 -	48.997	26.132	1:15.129	94.83	0.351	16:54:53.246	
10 -	48.711	26.211	1:14.922 (3)	95.09	0.144	16:56:08.168	

P6		187	1000	Scott DERMOTT	Yamaha R1 - TwoClicksOut Racing		
IDEAL LAP TIME : 1:13.660		BEST LAP TIME : 1:14.197		DIFFERENCE : 0.537			
LAP	SECTOR 1	SECTOR 2	LAP TIME	MPH	DIFF	TIME OF DAY	
1 -		26.543	1:21.066	87.88	6.869	16:44:52.358	
2 -	49.395	26.210	1:15.605	94.23	1.408	16:46:07.963	
3 -	49.921	26.302	1:16.223	93.47	2.026	16:47:24.186	
4 -	49.472	26.146	1:15.618	94.21	1.421	16:48:39.804	
5 -	49.163	26.052	1:15.215	94.72	1.018	16:49:55.019	
6 -	49.424	26.111	1:15.535	94.32	1.338	16:51:10.554	
7 -	49.953	25.885	1:15.838	93.94	1.641	16:52:26.392	
8 -	48.383	26.348	1:14.731 (3)	95.33	0.534	16:53:41.123	
9 -	48.233	25.964	1:14.197 (1)	96.02		16:54:55.320	
10 -	49.099	25.427	1:14.526 (2)	95.59	0.329	16:56:09.846	

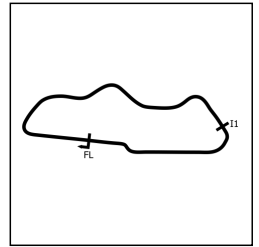
P7		87	1000	Karl THOMPSON	Yamaha R1 - #Teamrace		
IDEAL LAP TIME : 1:14.028		BEST LAP TIME : 1:14.028		DIFFERENCE : 0.000			
LAP	SECTOR 1	SECTOR 2	LAP TIME	MPH	DIFF	TIME OF DAY	
1 -		26.413	1:20.362	88.65	6.334	16:44:51.654	
2 -	49.360	26.744	1:16.104	93.61	2.076	16:46:07.758	
3 -	49.780	26.577	1:16.357	93.30	2.329	16:47:24.115	
4 -	49.190	26.329	1:15.519	94.34	1.491	16:48:39.634	
5 -	49.055	26.086	1:15.141 (3)	94.81	1.113	16:49:54.775	
6 -	49.058	26.263	1:15.321	94.59	1.293	16:51:10.096	
7 -	50.125	26.361	1:16.486	93.14	2.458	16:52:26.582	
8 -	48.448	27.783	1:16.231	93.46	2.203	16:53:42.813	
9 -	48.173	25.855	1:14.028 (1)	96.24		16:54:56.841	
10 -	49.165	25.864	1:15.029 (2)	94.95	1.001	16:56:11.870	

P8		224	1000	Lee HEALEY	Suzuki GSXR 1000R - F-Tech Fire & Electrical Ltd / Ark Joinery		
IDEAL LAP TIME : 1:15.107		BEST LAP TIME : 1:15.115		DIFFERENCE : 0.008			
LAP	SECTOR 1	SECTOR 2	LAP TIME	MPH	DIFF	TIME OF DAY	
1 -		26.219	1:20.462	88.54	5.347	16:44:51.754	
2 -	49.642	26.342	1:15.984	93.76	0.869	16:46:07.738	
3 -	49.508	26.172	1:15.680 (2)	94.14	0.565	16:47:23.418	
4 -	49.522	26.173	1:15.695 (3)	94.12	0.580	16:48:39.113	
5 -	49.372	26.363	1:15.735	94.07	0.620	16:49:54.848	
6 -	49.353	26.573	1:15.926	93.83	0.811	16:51:10.774	
7 -	50.122	26.066	1:16.188	93.51	1.073	16:52:26.962	
8 -	49.217	26.751	1:15.968	93.78	0.853	16:53:42.930	
9 -	49.041	26.074	1:15.115 (1)	94.84		16:54:58.045	
10 -	49.686	26.454	1:16.140	93.57	1.025	16:56:14.185	

BMCRC - MRO Championships 2022 - Rnd 8 @ Donington Park National

BMCRC Rookie 600 & 1000

RACE 20 - SECTOR ANALYSIS



SECTOR 1 = FL to I1, SECTOR 2 = I1 to FL, DIFF = Difference To Personal Best Lap, P = Crossed Finish Line in Pit Lane, D = Time Disallowed

P9 34 1000 Ben CHEESEMAN		Kawasaki ZX10RR - BCH Services Kent Ltd				
IDEAL LAP TIME : 1:15.977		BEST LAP TIME : 1:15.980		DIFFERENCE : 0.003		
LAP	SECTOR 1	SECTOR 2	LAP TIME	MPH	DIFF	TIME OF DAY
1 -		26.534	1:21.700	87.20	5.720	16:44:52.992
2 -	49.804	26.522	1:16.326	93.34	0.346	16:46:09.318
3 -	49.828	26.482	1:16.310 (3)	93.36	0.330	16:47:25.628
4 -	49.715	26.551	1:16.266 (2)	93.41	0.286	16:48:41.894
5 -	50.207	26.468	1:16.675	92.92	0.695	16:49:58.569
6 -	49.718	26.262	1:15.980 (1)	93.76		16:51:14.549
7 -	50.099	26.765	1:16.864	92.69	0.884	16:52:31.413
8 -	50.534	26.805	1:17.339	92.12	1.359	16:53:48.752
9 -	50.913	26.638	1:17.551	91.87	1.571	16:55:06.303
10 -	51.096	26.976	1:18.072	91.25	2.092	16:56:24.375

P10 36 1000 Alan MORGAN		Suzuki GSXR 1000 - Little Duck Racing				
IDEAL LAP TIME : 1:15.534		BEST LAP TIME : 1:15.920		DIFFERENCE : 0.386		
LAP	SECTOR 1	SECTOR 2	LAP TIME	MPH	DIFF	TIME OF DAY
1 -		28.042	1:24.870	83.94	8.950	16:44:56.162
2 -	51.704	26.772	1:18.476	90.78	2.556	16:46:14.638
3 -	50.690	26.424	1:17.114	92.39	1.194	16:47:31.752
4 -	50.078	27.059	1:17.137	92.36	1.217	16:48:48.889
5 -	50.736	26.770	1:17.506	91.92	1.586	16:50:06.395
6 -	50.447	26.563	1:17.010	92.51	1.090	16:51:23.405
7 -	50.359	26.576	1:16.935	92.60	1.015	16:52:40.340
8 -	49.287	26.998	1:16.285 (3)	93.39	0.365	16:53:56.625
9 -	49.208	27.047	1:16.255 (2)	93.43	0.335	16:55:12.880
10 -	49.594	26.326	1:15.920 (1)	93.84		16:56:28.800

P11 81 1000 Dan HARTLE		Yamaha R1 - #Teamrace				
IDEAL LAP TIME : 1:16.194		BEST LAP TIME : 1:16.194		DIFFERENCE : 0.000		
LAP	SECTOR 1	SECTOR 2	LAP TIME	MPH	DIFF	TIME OF DAY
1 -		26.978	1:23.001	85.83	6.807	16:44:54.293
2 -	50.701	26.911	1:17.612	91.79	1.418	16:46:11.905
3 -	50.230	27.014	1:17.244	92.23	1.050	16:47:29.149
4 -	50.641	26.616	1:17.257	92.22	1.063	16:48:46.406
5 -	50.506	26.792	1:17.298	92.17	1.104	16:50:03.704
6 -	51.101	26.807	1:17.908	91.44	1.714	16:51:21.612
7 -	50.399	27.033	1:17.432	92.01	1.238	16:52:39.044
8 -	50.191	26.442	1:16.633 (2)	92.97	0.439	16:53:55.677
9 -	49.812	26.382	1:16.194 (1)	93.50		16:55:11.871
10 -	50.023	27.154	1:17.177 (3)	92.31	0.983	16:56:29.048

P12 56 1000 Paul HARRIS		Kawasaki ZX10R - Nhr Neil Harris Racing				
IDEAL LAP TIME : 1:15.939		BEST LAP TIME : 1:15.939		DIFFERENCE : 0.000		
LAP	SECTOR 1	SECTOR 2	LAP TIME	MPH	DIFF	TIME OF DAY
1 -		27.263	1:25.062	83.75	9.123	16:44:56.354
2 -	51.189	27.006	1:18.195	91.11	2.256	16:46:14.549
3 -	51.731	27.339	1:19.070	90.10	3.131	16:47:33.619
4 -	51.618	26.825	1:18.443	90.82	2.504	16:48:52.062
5 -	50.671	26.797	1:17.468	91.96	1.529	16:50:09.530
6 -	50.546	26.833	1:17.379	92.07	1.440	16:51:26.909
7 -	50.253	26.450	1:16.703 (3)	92.88	0.764	16:52:43.612
8 -	49.713	26.226	1:15.939 (1)	93.82		16:53:59.551
9 -	49.821	26.475	1:16.296 (2)	93.38	0.357	16:55:15.847
10 -	50.126	27.319	1:17.445	91.99	1.506	16:56:33.292

BMCRC - MRO Championships 2022 - Rnd 8 @ Donington Park National

BMCRC Rookie 600 & 1000

RACE 20 - SECTOR ANALYSIS



SECTOR 1 = FL to I1, SECTOR 2 = I1 to FL, DIFF = Difference To Personal Best Lap, P = Crossed Finish Line in Pit Lane, D = Time Disallowed

P13		281 1000 Daniel FARLEY		Suzuki GSXR - F-TECH FIRE & ELECTRICAL LTD		
IDEAL LAP TIME : 1:18.324		BEST LAP TIME : 1:18.360		DIFFERENCE : 0.036		
LAP	SECTOR 1	SECTOR 2	LAP TIME	MPH	DIFF	TIME OF DAY
1 -		27.144	1:23.742	85.07	5.382	16:44:55.034
2 -	51.690	26.938	1:18.628 (2)	90.61	0.268	16:46:13.662
3 -	52.392	27.078	1:19.470	89.65	1.110	16:47:33.132
4 -	51.867	27.456	1:19.323	89.81	0.963	16:48:52.455
5 -	51.587	26.773	1:18.360 (1)	90.92		16:50:10.815
6 -	51.923	27.085	1:19.008	90.17	0.648	16:51:29.823
7 -	52.740	27.338	1:20.078	88.97	1.718	16:52:49.901
8 -	52.629	26.978	1:19.607	89.49	1.247	16:54:09.508
9 -	51.551	27.563	1:19.114	90.05	0.754	16:55:28.622
10 -	51.561	27.171	1:18.732 (3)	90.49	0.372	16:56:47.354

P14		45 1000 Glenn SMITH		Kawasaki ZX10R - Team Blumpkin Racing		
IDEAL LAP TIME : 1:17.890		BEST LAP TIME : 1:18.424		DIFFERENCE : 0.534		
LAP	SECTOR 1	SECTOR 2	LAP TIME	MPH	DIFF	TIME OF DAY
1 -		27.669	1:24.916	83.90	6.492	16:44:56.208
2 -	52.170	26.665	1:18.835	90.37	0.411	16:46:15.043
3 -	51.630	27.738	1:19.368	89.76	0.944	16:47:34.411
4 -	51.292	27.494	1:18.786 (3)	90.43	0.362	16:48:53.197
5 -	51.225	27.199	1:18.424 (1)	90.84		16:50:11.621
6 -	51.487	27.200	1:18.687 (2)	90.54	0.263	16:51:30.308
7 -	51.657	27.658	1:19.315	89.82	0.891	16:52:49.623
8 -	52.185	27.203	1:19.388	89.74	0.964	16:54:09.011
9 -	51.721	27.777	1:19.498	89.62	1.074	16:55:28.509
10 -	51.380	27.480	1:18.860	90.34	0.436	16:56:47.369

P15		37 1000 Adam DAVEY		BMW S1000RR -		
IDEAL LAP TIME : 1:17.331		BEST LAP TIME : 1:17.346		DIFFERENCE : 0.015		
LAP	SECTOR 1	SECTOR 2	LAP TIME	MPH	DIFF	TIME OF DAY
1 -		27.186	1:27.027	81.86	9.681	16:44:58.319
2 -	53.207	26.721	1:19.928	89.13	2.582	16:46:18.247
3 -	50.917	26.847	1:17.764 (2)	91.61	0.418	16:47:36.011
4 -	50.932	26.414	1:17.346 (1)	92.11		16:48:53.357
5 -	51.388	26.958	1:18.346 (3)	90.93	1.000	16:50:11.703
6 -	51.457	27.315	1:18.772	90.44	1.426	16:51:30.475
7 -	52.302	27.285	1:19.587	89.52	2.241	16:52:50.062
8 -	52.777	27.210	1:19.987	89.07	2.641	16:54:10.049
9 -	51.364	27.356	1:18.720	90.50	1.374	16:55:28.769
10 -	51.554	27.296	1:18.850	90.35	1.504	16:56:47.619

P16		888 1000 Paul FAGG		Yamaha R1 4C8 - OnlyFans		
IDEAL LAP TIME : 1:17.507		BEST LAP TIME : 1:17.507		DIFFERENCE : 0.000		
LAP	SECTOR 1	SECTOR 2	LAP TIME	MPH	DIFF	TIME OF DAY
1 -		28.422	1:26.251	82.60	8.744	16:44:57.543
2 -	51.835	27.816	1:19.651	89.44	2.144	16:46:17.194
3 -	50.962	27.782	1:18.744	90.47	1.237	16:47:35.938
4 -	51.729	27.569	1:19.298	89.84	1.791	16:48:55.236
5 -	50.934	27.284	1:18.218 (2)	91.08	0.711	16:50:13.454
6 -	50.798	27.679	1:18.477 (3)	90.78	0.970	16:51:31.931
7 -	51.171	28.103	1:19.274	89.87	1.767	16:52:51.205
8 -	52.294	27.549	1:19.843	89.23	2.336	16:54:11.048
9 -	52.868	27.802	1:20.670	88.31	3.163	16:55:31.718
10 -	50.299	27.208	1:17.507 (1)	91.92		16:56:49.225

BMCRC - MRO Championships 2022 - Rnd 8 @ Donington Park National

BMCRC Rookie 600 & 1000

RACE 20 - SECTOR ANALYSIS



SECTOR 1 = FL to I1, SECTOR 2 = I1 to FL, DIFF = Difference To Personal Best Lap, P = Crossed Finish Line in Pit Lane, D = Time Disallowed

P17 96 1000 Pete SCOTT		Suzuki GSXR750 - South Hill MOT Centre				
IDEAL LAP TIME : 1:18.217		BEST LAP TIME : 1:18.382		DIFFERENCE : 0.165		
LAP	SECTOR 1	SECTOR 2	LAP TIME	MPH	DIFF	TIME OF DAY
1 -		28.239	1:26.904	81.98	8.522	16:44:58.196
2 -	53.037	27.846	1:20.883	88.08	2.501	16:46:19.079
3 -	52.581	28.193	1:20.774	88.20	2.392	16:47:39.853
4 -	52.499	27.330	1:19.829	89.24	1.447	16:48:59.682
5 -	52.033	28.047	1:20.080	88.96	1.698	16:50:19.762
6 -	51.496	27.249	1:18.745 (3)	90.47	0.363	16:51:38.507
7 -	52.399	27.027	1:19.426	89.70	1.044	16:52:57.933
8 -	51.453	27.286	1:18.739 (2)	90.48	0.357	16:54:16.672
9 -	51.190	27.192	1:18.382 (1)	90.89		16:55:35.054
10 -	51.849	27.383	1:19.232	89.92	0.850	16:56:54.286

P18 29 600 Michael SHEPPHARD		Kawasaki ZX6R - RTR Performance, KRS Solutions				
IDEAL LAP TIME : 1:15.037		BEST LAP TIME : 1:15.266		DIFFERENCE : 0.229		
LAP	SECTOR 1	SECTOR 2	LAP TIME	MPH	DIFF	TIME OF DAY
1 -		26.534	1:57.867	60.44	42.601	16:45:29.159
2 -	49.948	26.388	1:16.336	93.33	1.070	16:46:45.495
3 -	49.493	26.041	1:15.534 (2)	94.32	0.268	16:48:01.029
4 -	48.996	26.270	1:15.266 (1)	94.65		16:49:16.295
5 -	49.773	26.237	1:16.010	93.73	0.744	16:50:32.305
6 -	49.581	26.263	1:15.844	93.93	0.578	16:51:48.149
7 -	50.880	26.278	1:17.158	92.33	1.892	16:53:05.307
8 -	50.148	26.454	1:16.602	93.00	1.336	16:54:21.909
9 -	49.585	26.147	1:15.732 (3)	94.07	0.466	16:55:37.641
10 -	50.060	26.837	1:16.897	92.65	1.631	16:56:54.538

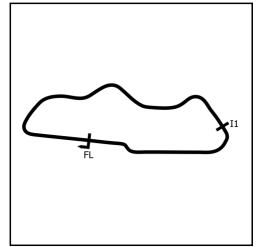
P19 141 600 Henry ROSS		Yamaha R6 -				
IDEAL LAP TIME : 1:15.337		BEST LAP TIME : 1:15.718		DIFFERENCE : 0.381		
LAP	SECTOR 1	SECTOR 2	LAP TIME	MPH	DIFF	TIME OF DAY
1 -		26.567	1:58.823	59.95	43.105	16:45:30.115
2 -	49.701	26.388	1:16.089 (3)	93.63	0.371	16:46:46.204
3 -	49.624	26.416	1:16.040 (2)	93.69	0.322	16:48:02.244
4 -	49.174	26.544	1:15.718 (1)	94.09		16:49:17.962
5 -	49.885	26.352	1:16.237	93.45	0.519	16:50:34.199
6 -	49.852	26.339	1:16.191	93.51	0.473	16:51:50.390
7 -	50.212	26.205	1:16.417	93.23	0.699	16:53:06.807
8 -	50.102	26.163	1:16.265	93.41	0.547	16:54:23.072
9 -	50.082	26.346	1:16.428	93.22	0.710	16:55:39.500
10 -	49.829	26.325	1:16.154	93.55	0.436	16:56:55.654

P20 50 1000 Jason PAES		Aprilia RSV4 -				
IDEAL LAP TIME : 1:18.955		BEST LAP TIME : 1:19.397		DIFFERENCE : 0.442		
LAP	SECTOR 1	SECTOR 2	LAP TIME	MPH	DIFF	TIME OF DAY
1 -		27.709	1:28.022	80.94	8.625	16:44:59.314
2 -	53.564	27.713	1:21.277	87.65	1.880	16:46:20.591
3 -	51.769	27.725	1:19.494 (2)	89.62	0.097	16:47:40.085
4 -	52.597	27.186	1:19.783	89.30	0.386	16:48:59.868
5 -	52.445	27.543	1:19.988	89.07	0.591	16:50:19.856
6 -	52.066	27.509	1:19.575	89.53	0.178	16:51:39.431
7 -	52.517	27.730	1:20.247	88.78	0.850	16:52:59.678
8 -	53.036	27.188	1:20.224	88.80	0.827	16:54:19.902
9 -	51.858	27.637	1:19.495 (3)	89.62	0.098	16:55:39.397
10 -	51.930	27.467	1:19.397 (1)	89.73		16:56:58.794

BMCRC - MRO Championships 2022 - Rnd 8 @ Donington Park National

BMCRC Rookie 600 & 1000

RACE 20 - SECTOR ANALYSIS



SECTOR 1 = FL to I1, SECTOR 2 = I1 to FL, DIFF = Difference To Personal Best Lap, P = Crossed Finish Line in Pit Lane, D = Time Disallowed

P21 929 600		Aaron DAYKIN		Yamaha R6 - Quadros Financial Solutions LTD		
IDEAL LAP TIME : 1:16.153		BEST LAP TIME : 1:16.205		DIFFERENCE : 0.052		
LAP	SECTOR 1	SECTOR 2	LAP TIME	MPH	DIFF	TIME OF DAY
1 -		26.474	1:58.233	60.25	42.028	16:45:29.525
2 -	49.947	26.258	1:16.205 (1)	93.49		16:46:45.730
3 -	49.895	26.555	1:16.450 (2)	93.19	0.245	16:48:02.180
4 -	50.200	26.578	1:16.778	92.79	0.573	16:49:18.958
5 -	50.209	26.700	1:16.909	92.63	0.704	16:50:35.867
6 -	50.082	26.652	1:16.734 (3)	92.84	0.529	16:51:52.601
7 -	50.822	26.957	1:17.779	91.60	1.574	16:53:10.380
8 -	51.539	26.609	1:18.148	91.16	1.943	16:54:28.528
9 -	50.801	26.892	1:17.693	91.70	1.488	16:55:46.221
10 -	50.581	26.833	1:17.414	92.03	1.209	16:57:03.635

P22 222 1000		Daniel MERCER		Honda CBR1000RR - Desperate Dan Racing		
IDEAL LAP TIME : 1:18.362		BEST LAP TIME : 1:18.634		DIFFERENCE : 0.272		
LAP	SECTOR 1	SECTOR 2	LAP TIME	MPH	DIFF	TIME OF DAY
1 -		27.841	1:27.354	81.56	8.720	16:44:58.646
2 -	53.392	27.339	1:20.731	88.25	2.097	16:46:19.377
3 -	52.589	27.858	1:20.447	88.56	1.813	16:47:39.824
4 -	52.093	26.541	1:18.634 (1)	90.60		16:48:58.458
5 -	51.821	27.100	1:18.921 (2)	90.27	0.287	16:50:17.379
6 -	52.589	27.547	1:20.136 (3)	88.90	1.502	16:51:37.515
7 -	53.860	28.193	1:22.053	86.82	3.419	16:52:59.568
8 -	54.453	27.824	1:22.277	86.59	3.643	16:54:21.845
9 -	54.850	28.233	1:23.083	85.75	4.449	16:55:44.928
10 -	53.933	28.704	1:22.637	86.21	4.003	16:57:07.565

P23 7 1000		Steve WALLINGTON		Aprilia RSV4 -		
IDEAL LAP TIME : 1:20.059		BEST LAP TIME : 1:20.359		DIFFERENCE : 0.300		
LAP	SECTOR 1	SECTOR 2	LAP TIME	MPH	DIFF	TIME OF DAY
1 -		27.650	1:27.566	81.36	7.207	16:44:58.858
2 -	53.751	28.146	1:21.897	86.99	1.538	16:46:20.755
3 -	53.348	27.902	1:21.250	87.68	0.891	16:47:42.005
4 -	53.237	27.400	1:20.637	88.35	0.278	16:49:02.642
5 -	52.865	27.673	1:20.538 (3)	88.46	0.179	16:50:23.180
6 -	52.659	27.700	1:20.359 (1)	88.66		16:51:43.539
7 -	53.258	27.514	1:20.772	88.20	0.413	16:53:04.311
8 -	54.648	27.726	1:22.374	86.49	2.015	16:54:26.685
9 -	53.348	27.812	1:21.160	87.78	0.801	16:55:47.845
10 -	52.720	27.722	1:20.442 (2)	88.56	0.083	16:57:08.287

P24 274 1000		Stewart LATIMER		Suzuki GSXR1000 R - Fat Bloke Racing RR		
IDEAL LAP TIME : 1:20.567		BEST LAP TIME : 1:20.913		DIFFERENCE : 0.346		
LAP	SECTOR 1	SECTOR 2	LAP TIME	MPH	DIFF	TIME OF DAY
1 -		27.813	1:28.966	80.08	8.053	16:45:00.258
2 -	53.361	27.846	1:21.207	87.73	0.294	16:46:21.465
3 -	53.198	27.878	1:21.076 (2)	87.87	0.163	16:47:42.541
4 -	53.193	28.280	1:21.473	87.44	0.560	16:49:04.014
5 -	52.838	28.555	1:21.393	87.53	0.480	16:50:25.407
6 -	53.765	28.562	1:22.327	86.54	1.414	16:51:47.734
7 -	54.088	28.042	1:22.130	86.74	1.217	16:53:09.864
8 -	52.754	28.159	1:20.913 (1)	88.05		16:54:30.777
9 -	52.982	28.336	1:21.318	87.61	0.405	16:55:52.095
10 -	52.996	28.158	1:21.154 (3)	87.79	0.241	16:57:13.249

BMCRC - MRO Championships 2022 - Rnd 8 @ Donington Park National

BMCRC Rookie 600 & 1000

RACE 20 - SECTOR ANALYSIS



SECTOR 1 = FL to I1, SECTOR 2 = I1 to FL, DIFF = Difference To Personal Best Lap, P = Crossed Finish Line in Pit Lane, D = Time Disallowed

P25 58 600 Paul NICHOLAS			Yamaha YZF R6 - MARLEY COMMS			
IDEAL LAP TIME : 1:17.992		BEST LAP TIME : 1:18.241		DIFFERENCE : 0.249		
LAP	SECTOR 1	SECTOR 2	LAP TIME	MPH	DIFF	TIME OF DAY
1 -		27.939	2:01.304	58.73	43.063	16:45:32.596
2 -	51.393	27.636	1:19.029	90.15	0.788	16:46:51.625
3 -	51.749	27.792	1:19.541	89.57	1.300	16:48:11.166
4 -	51.810	27.505	1:19.315	89.82	1.074	16:49:30.481
5 -	51.124	27.360	1:18.484 (3)	90.77	0.243	16:50:48.965
6 -	50.784	27.650	1:18.434 (2)	90.83	0.193	16:52:07.399
7 -	51.033	27.208	1:18.241 (1)	91.06		16:53:25.640
8 -	51.912	27.605	1:19.517	89.59	1.276	16:54:45.157
9 -	51.513	27.592	1:19.105	90.06	0.864	16:56:04.262

P26 41 600 Toby COOK			Triumph DAYTONA - Brixham Bodyworks			
IDEAL LAP TIME : 1:18.442		BEST LAP TIME : 1:18.625		DIFFERENCE : 0.183		
LAP	SECTOR 1	SECTOR 2	LAP TIME	MPH	DIFF	TIME OF DAY
1 -		27.286	2:02.688	58.07	44.063	16:45:33.980
2 -	51.378	27.861	1:19.239	89.91	0.614	16:46:53.219
3 -	51.268	27.458	1:18.726	90.49	0.101	16:48:11.945
4 -	51.450	27.568	1:19.018	90.16	0.393	16:49:30.963
5 -	51.366	27.379	1:18.745	90.47	0.120	16:50:49.708
6 -	51.311	27.315	1:18.626 (2)	90.61	0.001	16:52:08.334
7 -	51.274	27.372	1:18.646 (3)	90.59	0.021	16:53:26.980
8 -	51.156	27.469	1:18.625 (1)	90.61		16:54:45.605
9 -	51.240	27.636	1:18.876	90.32	0.251	16:56:04.481

P27 320 600 Will HOPKINS			Kawasaki ZX6R - WH RACING			
IDEAL LAP TIME : 1:17.912		BEST LAP TIME : 1:17.912		DIFFERENCE : 0.000		
LAP	SECTOR 1	SECTOR 2	LAP TIME	MPH	DIFF	TIME OF DAY
1 -		27.452	2:02.723	58.05	44.811	16:45:34.015
2 -	51.524	28.693	1:20.217	88.81	2.305	16:46:54.232
3 -	51.485	27.071	1:18.556	90.69	0.644	16:48:12.788
4 -	51.017	26.895	1:17.912 (1)	91.44		16:49:30.700
5 -	51.413	27.115	1:18.528 (3)	90.72	0.616	16:50:49.228
6 -	51.895	27.567	1:19.462	89.66	1.550	16:52:08.690
7 -	52.049	27.378	1:19.427	89.70	1.515	16:53:28.117
8 -	51.914	26.963	1:18.877	90.32	0.965	16:54:46.994
9 -	51.237	27.081	1:18.318 (2)	90.97	0.406	16:56:05.312

P28 43 600 Paul NIELD			Honda CBR600RR -			
IDEAL LAP TIME : 1:18.548		BEST LAP TIME : 1:18.638		DIFFERENCE : 0.090		
LAP	SECTOR 1	SECTOR 2	LAP TIME	MPH	DIFF	TIME OF DAY
1 -		27.705	2:01.991	58.40	43.353	16:45:33.283
2 -	51.981	28.293	1:20.274	88.75	1.636	16:46:53.557
3 -	51.915	27.244	1:19.159	90.00	0.521	16:48:12.716
4 -	51.583	27.055	1:18.638 (1)	90.60		16:49:31.354
5 -	51.493	27.472	1:18.965 (2)	90.22	0.327	16:50:50.319
6 -	51.623	27.430	1:19.053 (3)	90.12	0.415	16:52:09.372
7 -	52.536	27.428	1:19.964	89.09	1.326	16:53:29.336
8 -	52.018	27.624	1:19.642	89.45	1.004	16:54:48.978
9 -	52.359	28.079	1:20.438	88.57	1.800	16:56:09.416

BMCRC - MRO Championships 2022 - Rnd 8 @ Donington Park National

BMCRC Rookie 600 & 1000

RACE 20 - SECTOR ANALYSIS



SECTOR 1 = FL to I1, SECTOR 2 = I1 to FL, DIFF = Difference To Personal Best Lap, P = Crossed Finish Line in Pit Lane, D = Time Disallowed

P29 28 600 Tom WALKER			Honda CBR600RR -			
IDEAL LAP TIME : 1:18.703		BEST LAP TIME : 1:19.108		DIFFERENCE : 0.405		
LAP	SECTOR 1	SECTOR 2	LAP TIME	MPH	DIFF	TIME OF DAY
1 -		27.579	2:03.524	57.67	44.416	16:45:34.816
2 -	52.079	27.577	1:19.656	89.44	0.548	16:46:54.472
3 -	52.177	27.262	1:19.439 (3)	89.68	0.331	16:48:13.911
4 -	51.441	27.667	1:19.108 (1)	90.06		16:49:33.019
5 -	51.807	27.546	1:19.353 (2)	89.78	0.245	16:50:52.372
6 -	51.949	27.900	1:19.849	89.22	0.741	16:52:12.221
7 -	52.290	27.555	1:19.845	89.23	0.737	16:53:32.066
8 -	54.457	28.255	1:22.712	86.13	3.604	16:54:54.778
9 -	52.721	27.875	1:20.596	88.39	1.488	16:56:15.374

P30 84 1000 Colin MCPHERSON			Kawasaki ZX10R -			
IDEAL LAP TIME : 1:23.830		BEST LAP TIME : 1:23.910		DIFFERENCE : 0.080		
LAP	SECTOR 1	SECTOR 2	LAP TIME	MPH	DIFF	TIME OF DAY
1 -		28.593	1:30.584	78.65	6.674	16:45:01.876
2 -	55.309	29.187	1:24.496 (3)	84.31	0.586	16:46:26.372
3 -	56.016	28.720	1:24.736	84.08	0.826	16:47:51.108
4 -	56.092	28.682	1:24.774	84.04	0.864	16:49:15.882
5 -	56.232	28.939	1:25.171	83.65	1.261	16:50:41.053
6 -	55.990	28.798	1:24.788	84.02	0.878	16:52:05.841
7 -	56.102	29.012	1:25.114	83.70	1.204	16:53:30.955
8 -	55.315	29.075	1:24.390 (2)	84.42	0.480	16:54:55.345
9 -	55.237	28.673	1:23.910 (1)	84.90		16:56:19.255

P31 885 600 Oliver HOBBS			Kawasaki ZX6R - Skyline Roofing centres			
IDEAL LAP TIME : 1:18.692		BEST LAP TIME : 1:18.692		DIFFERENCE : 0.000		
LAP	SECTOR 1	SECTOR 2	LAP TIME	MPH	DIFF	TIME OF DAY
1 -		28.076	2:04.797	57.08	46.105	16:45:36.089
2 -	52.183	29.516	1:21.699	87.20	3.007	16:46:57.788
3 -	53.103	27.953	1:21.056	87.89	2.364	16:48:18.844
4 -	53.684	28.049	1:21.733	87.16	3.041	16:49:40.577
5 -	52.805	27.915	1:20.720	88.26	2.028	16:51:01.297
6 -	52.571	27.655	1:20.226 (3)	88.80	1.534	16:52:21.523
7 -	52.199	29.279	1:21.478	87.44	2.786	16:53:43.001
8 -	51.213	27.479	1:18.692 (1)	90.53		16:55:01.693
9 -	51.379	28.139	1:19.518 (2)	89.59	0.826	16:56:21.211

P32 126 600 Rhys SNOOK			Yamaha R6 - RES Ventures			
IDEAL LAP TIME : 1:20.178		BEST LAP TIME : 1:20.178		DIFFERENCE : 0.000		
LAP	SECTOR 1	SECTOR 2	LAP TIME	MPH	DIFF	TIME OF DAY
1 -		28.130	2:05.458	56.78	45.280	16:45:36.750
2 -	52.710	28.373	1:21.083	87.86	0.905	16:46:57.833
3 -	52.531	27.947	1:20.478 (2)	88.52	0.300	16:48:18.311
4 -	53.163	28.053	1:21.216	87.72	1.038	16:49:39.527
5 -	53.131	28.070	1:21.201	87.74	1.023	16:51:00.728
6 -	52.501	28.051	1:20.552 (3)	88.44	0.374	16:52:21.280
7 -	53.204	37.402	1:30.606	78.63	10.428	16:53:51.886
8 -	53.053	27.882	1:20.935	88.02	0.757	16:55:12.821
9 -	52.388	27.790	1:20.178 (1)	88.86		16:56:32.999

BMCRC - MRO Championships 2022 - Rnd 8 @ Donington Park National

BMCRC Rookie 600 & 1000

RACE 20 - SECTOR ANALYSIS



SECTOR 1 = FL to I1, SECTOR 2 = I1 to FL, DIFF = Difference To Personal Best Lap, P = Crossed Finish Line in Pit Lane, D = Time Disallowed

P33		4 600		Kallum BEDWELL		Suzuki GSXR - KB	
IDEAL LAP TIME : 1:21.734		BEST LAP TIME : 1:21.968		DIFFERENCE : 0.234			
LAP	SECTOR 1	SECTOR 2	LAP TIME	MPH	DIFF	TIME OF DAY	
1 -		29.036	2:06.854	56.16	44.886	16:45:38.146	
2 -	55.231	28.964	1:24.195	84.62	2.227	16:47:02.341	
3 -	54.250	28.659	1:22.909 (3)	85.93	0.941	16:48:25.250	
4 -	53.706	28.262	1:21.968 (1)	86.91		16:49:47.218	
5 -	53.472	28.751	1:22.223 (2)	86.65	0.255	16:51:09.441	
6 -	53.788	40.761	1:34.549	75.35	12.581	16:52:43.990	
7 -	56.174	29.384	1:25.558	83.27	3.590	16:54:09.548	
8 -	54.677	29.035	1:23.712	85.10	1.744	16:55:33.260	
9 -	55.188	28.590	1:23.778	85.04	1.810	16:56:57.038	

BMCRC - MRO Championships 2022 - Rnd 8 @ Donington Park National

BMCRC Rookie 600 & 1000

RACE 20 - BEST SECTORS

SECTOR 1			SECTOR 2			IDEAL / BEST COMPARISON						
POS	NO	NAME	TIME	NO	NAME	TIME	POS	NO	NAME	IDEAL	BEST	DIFF
									PERFECT LAP	1:12.776		
1	449	WALLINGTON	47.595	449	WALLINGTON	25.181	1	449	WALLINGTON	1:12.776	1:12.828	0.052
2	334	BRANDISH	47.761	334	BRANDISH	25.410	2	334	BRANDISH	1:13.171	1:13.618	0.447
3	23	HINCHCLIFFE	48.155	187	DERMOTT	25.427	3	187	DERMOTT	1:13.660	1:14.197	0.537
4	87	THOMPSON	48.173	23	HINCHCLIFFE	25.605	4	23	HINCHCLIFFE	1:13.760	1:14.186	0.426
5	187	DERMOTT	48.233	69	COKER	25.711	5	87	THOMPSON	1:14.028	1:14.028	0.000
6	69	COKER	48.544	87	THOMPSON	25.855	6	69	COKER	1:14.255	1:14.588	0.333
7	149	WILKINS	48.711	149	WILKINS	25.869	7	149	WILKINS	1:14.580	1:14.778	0.198
8	29	SHEPPHARD	48.996	29	SHEPPHARD	26.041	8	29	SHEPPHARD	1:15.037	1:15.266	0.229
9	224	HEALEY	49.041	224	HEALEY	26.066	9	224	HEALEY	1:15.107	1:15.115	0.008
10	141	ROSS	49.174	141	ROSS	26.163	10	141	ROSS	1:15.337	1:15.718	0.381
11	36	MORGAN	49.208	56	HARRIS	26.226	11	36	MORGAN	1:15.534	1:15.920	0.386
12	56	HARRIS	49.713	929	DAYKIN	26.258	12	56	HARRIS	1:15.939	1:15.939	0.000
13	34	CHEESEMAN	49.715	34	CHEESEMAN	26.262	13	34	CHEESEMAN	1:15.977	1:15.980	0.003
14	81	HARTLE	49.812	36	MORGAN	26.326	14	929	DAYKIN	1:16.153	1:16.205	0.052
15	929	DAYKIN	49.895	81	HARTLE	26.382	15	81	HARTLE	1:16.194	1:16.194	0.000
16	888	FAGG	50.299	37	DAVEY	26.414	16	37	DAVEY	1:17.331	1:17.346	0.015
17	58	NICHOLAS	50.784	222	MERCER	26.541	17	888	FAGG	1:17.507	1:17.507	0.000
18	37	DAVEY	50.917	45	SMITH	26.665	18	45	SMITH	1:17.890	1:18.424	0.534
19	320	HOPKINS	51.017	281	FARLEY	26.773	19	320	HOPKINS	1:17.912	1:17.912	0.000
20	41	COOK	51.156	320	HOPKINS	26.895	20	58	NICHOLAS	1:17.992	1:18.241	0.249
21	96	SCOTT	51.190	96	SCOTT	27.027	21	96	SCOTT	1:18.217	1:18.382	0.165
22	885	HOBBS	51.213	43	NIELD	27.055	22	281	FARLEY	1:18.324	1:18.360	0.036
23	45	SMITH	51.225	50	PAES	27.186	23	222	MERCER	1:18.362	1:18.634	0.272
24	28	WALKER	51.441	888	FAGG	27.208	24	41	COOK	1:18.442	1:18.625	0.183
25	43	NIELD	51.493	58	NICHOLAS	27.208	25	43	NIELD	1:18.548	1:18.638	0.090
26	281	FARLEY	51.551	28	WALKER	27.262	26	885	HOBBS	1:18.692	1:18.692	0.000
27	50	PAES	51.769	41	COOK	27.286	27	28	WALKER	1:18.703	1:19.108	0.405
28	222	MERCER	51.821	7	WALLINGTON	27.400	28	50	PAES	1:18.955	1:19.397	0.442
29	126	SNOOK	52.388	885	HOBBS	27.479	29	7	WALLINGTON	1:20.059	1:20.359	0.300
30	7	WALLINGTON	52.659	126	SNOOK	27.790	30	126	SNOOK	1:20.178	1:20.178	0.000
31	274	LATIMER	52.754	274	LATIMER	27.813	31	274	LATIMER	1:20.567	1:20.913	0.346
32	4	BEDWELL	53.472	4	BEDWELL	28.262	32	4	BEDWELL	1:21.734	1:21.968	0.234
33	84	MCPHERSON	55.237	84	MCPHERSON	28.593	33	84	MCPHERSON	1:23.830	1:23.910	0.080

BMCRC - MRO Championships 2022 - Rnd 8 @ Donington Park National

BMCRC Rookie 600 & 1000

RACE 20 - STATISTICS

Competitors Started 33
Planned Start 2022-09-04 @ 17:20:00.000
Actual Start 2022-09-04 @ 16:43:31.291
Finish Time 2022-09-04 @ 16:55:55.827
Track Length 1.9790mi.
Total Laps 321
Total Distance Covered 635.2805mi.

Session Fastest Lap History

NO	CL	NAME	LAP TIME	TIME OF DAY	LAP	VEHICLE
449	1000	Luke WALLINGTON	1:12.828	16:46:01.739	2	Yamaha R1 4C8

Session Leader History

NO	CL	NAME	FROM LAP	LAPS LED	DISTANCE	VEHICLE
449	1000	Luke WALLINGTON	1	10	19.75 miles	Yamaha R1 4C8

Flag History

TYPE	TIME OF DAY
GREEN	16:43:31.291
FINISH	16:55:55.827

Flag Statistics

TYPE	COUNT	TOTAL LAPS	TOTAL TIME
Green	1	10	14:02.074
Red	0	0	0.000
Safety Car	0	0	0.000
FCY	0	0	0.000

BMCRC - MRO Championships 2022 - Rnd 8 @ Donington Park National

BMCRC Rookie 600 & 1000

RACE 20 - STATISTICS

CLASS : 1000

22 Starters

Fastest Lap History

NO	NAME	LAP TIME	TIME OF DAY	LAP	VEHICLE
449	Luke WALLINGTON	1:12.828	16:46:01.739	2	Yamaha R1 4C8

Leader History

NO	NAME	FROM LAP	LAPS LED	DISTANCE	VEHICLE
449	Luke WALLINGTON	1	10	19.75 miles	Yamaha R1 4C8

BMCRC - MRO Championships 2022 - Rnd 8 @ Donington Park National

BMCRC Rookie 600 & 1000

RACE 20 - STATISTICS

CLASS : 600

11 Starters

Fastest Lap History

NO	NAME	LAP TIME	TIME OF DAY	LAP	VEHICLE
29	Michael SHEPPHARD	1:16.336	16:46:45.496	2	Kawasaki ZX6R
929	Aaron DAYKIN	1:16.205	16:46:45.745	2	Yamaha R6
141	Henry ROSS	1:16.089	16:46:46.219	2	Yamaha R6
29	Michael SHEPPHARD	1:15.534	16:48:01.031	3	Kawasaki ZX6R
29	Michael SHEPPHARD	1:15.266	16:49:16.297	4	Kawasaki ZX6R

Leader History

NO	NAME	FROM LAP	LAPS LED	DISTANCE	VEHICLE
29	Michael SHEPPHARD	1	10	19.75 miles	Kawasaki ZX6R



BMCRC THUNDERBIKE SPORT & EXTREME

Supported by Steve Jordan Motorcycles



BMCRC-MRO Championships - Round 8
Donington Park National
3rd / 4th September 2022



Timing & Results Provided by Timing Solutions Ltd

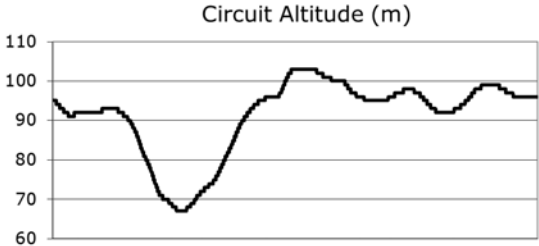
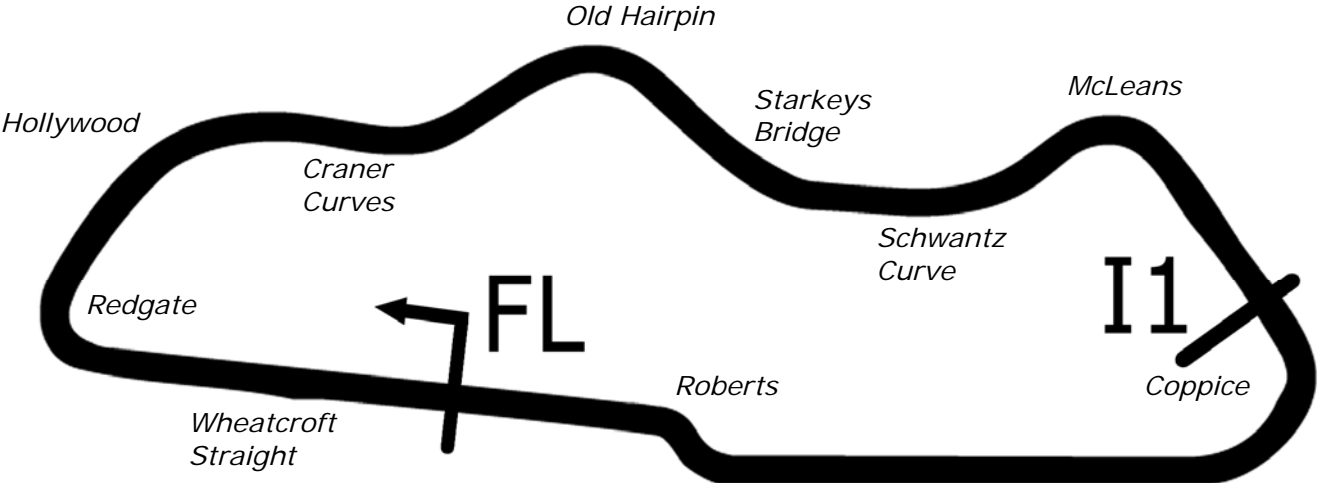
www.tsl-timing.com

Donington Park National



SPORTS TIMING

TIMING SOLUTIONS LTD



Length	1.9790 miles	3185.0 m	
FL		52.82971 N	1.37867 W
I1	2096m	52.82978 N	1.36508 W
Pit Entry	3100m	52.82951 N	1.37832 W
Pit Exit	229m after FL	52.82996 N	1.38205 W
Pit Entry–Pit Exit 256m, 18.4s @50kph, 15.3s @60kph			

All results available at www.tsl-timing.com

BMCRC - MRO Championships 2022 - Rnd 8 @ Donington Park National



BMCRC Thunderbike Sport & Extreme

QUALIFYING - CLASSIFICATION

POS	NO	CL	PIC NAME	ENTRY	TIME	ON	LAPS	GAP	DIFF	MPH
1	117	E	1 Raymond STAGG	SUZUKI GSXR 750 -	1:16.990	7	9			92.53
2	118		1 Darren CORKETT	Suzuki GSXR 600 SRAD - Jackson & Phillips	1:17.293	10	10	0.303	0.303	92.17
3	240	E	2 Andy SCANLON	Ducati 996 - hel, Continental, Dads wallet	1:17.358	6	8	0.368	0.065	92.09
4	624		2 Matthew FEDRICK	Yamaha R6 - Matthew Fedrick farriers ltd/ Palmer Rac	1:17.530	3	10	0.540	0.172	91.89
5	72	R	1 Luke LAWSON	Yamaha R6 - Bloom Valley Ltd - Farm Shop & Event C	1:17.685	6	10	0.695	0.155	91.71
6	28	E	3 David SPENCER	Suzuki GSXR 600 - Paramount 26 Ltd	1:17.720	7	9	0.730	0.035	91.67
7	77	E	4 David MAY	Suzuki GSXR 750 K1 - ELP Racing	1:18.070	4	10	1.080	0.350	91.25
8	54		3 Adam JAMISON	Yamaha R6 - Team AJR	1:18.360	4	6	1.370	0.290	90.92
9	43		4 Colin WALKER	Kawasaki ZX6R G2 - ELP Racing	1:18.512	7	8	1.522	0.152	90.74
10	69		5 Tony RUSSO	Yamaha R6 - Wymark Lubricants	1:18.585	8	10	1.595	0.073	90.66
11	81		6 Malvern MAY	Honda CBR600RR - IMP racing	1:18.623	8	9	1.633	0.038	90.61
12	51	E	5 Michael HOGARTH	Suzuki GSXR750 - WHR Racing	1:18.753	7	10	1.763	0.130	90.46
13	168	E	6 Ian ASHBY	TRIUMPH 955I - Clive Wood Triumph	1:18.922	4	10	1.932	0.169	90.27
14	84		7 Ricardo BRANCO	Yamaha R6 - IMP Racing	1:18.950	7	10	1.960	0.028	90.24
15	25		8 Harrison DAY	Yamaha R6 -	1:19.255	4	10	2.265	0.305	89.89
16	6	E	7 Andrew FIRTH	Yamaha YZF-R1 - LTRmotorcycles.co.uk / Palmer Ra	1:19.376	9	10	2.386	0.121	89.75
17	19		9 Michael REGAN	Yamaha YZF-R6 - North weald motorcycles	1:20.025	8	8	3.035	0.649	89.03
18	48		10 Shaun WALLIS	Yamaha R6 - MBC Despatch Racing	1:20.204	4	10	3.214	0.179	88.83
19	58		11 Mark LAWSON	Honda CBR - Crawfords metal detectors	1:20.237	10	10	3.247	0.033	88.79
20	994	R	2 Adrian HOWARD	Suzuki GSXR 600 -	1:21.183	4	10	4.193	0.946	87.76
21	90	R	3 Marco STRILLOZZI	Yamaha R6 - KLUAPP.COM	1:21.474	9	9	4.484	0.291	87.44
22	38	E	8 Andrew HOWE	Kawasaki ZXR 750 - Finlay Howe Ltd	1:21.562	7	9	4.572	0.088	87.35
23	75		12 Stewart MAY	Honda CBR600F3 - Powered by Bacon	1:21.713	7	10	4.723	0.151	87.19
24	744	E	9 Gary ANDERSON	Honda 954RR - A&M MOT Services. Guildford	1:21.813	5	9	4.823	0.100	87.08
25	116		13 Gareth FAITH	Suzuki SV650 - Sitramoto/Arktis	1:23.211	5	9	6.221	1.398	85.62
26	103	E	10 Craig GOFFORD	Yamaha R1 4XV - Guardian warm roofs, Meala Racinq	1:23.792	7	9	6.802	0.581	85.02
27	689		14 David TREVEIL	Yamaha YZF-R6 -	1:25.910	7	9	8.920	2.118	82.93
28	101	E	11 Glen TRIPP	Honda CBR6/900RR - yaki too racing	1:26.183	7	9	9.193	0.273	82.66
29	46	E	12 Adrian DRAPER	Suzuki GSXR 750 - droopy racing uk	1:26.543	4	6	9.553	0.360	82.32
30	171	E	13 Daniel GIBBS	Suzuki GSXR 750 Y - Thomas Racing	1:29.904	6	8	12.914	3.361	79.24
31	138		15 Craig JARMIN	Suzuki SV650 - SK PreP	1:32.995	3	4	16.005	3.091	76.61
32	17		16 Karie HENLY	Honda CBR600 RR - Thomas Racing	1:37.121	6	8	20.131	4.126	73.35

Weather / Track : Bright / Dry

These results are provisional until the conclusion of any judicial and technical matters.

Donington Park National: 1.9790 miles
Date: 03/09/2022 Start: 09:15 Finish: 09:28

Clerk Of Course :	Stewards :	Timekeeper : <i>Craig Smith</i>
-------------------	------------	------------------------------------

Results can be found at www.tsl-timing.com

Printed - 09:31 Saturday, 03 September 2022



BMCRC - MRO Championships 2022 - Rnd 8 @ Donington Park National

BMCRC Thunderbike Sport & Extreme

QUALIFYING - SECTOR ANALYSIS



SECTOR 1 = FL to I1, SECTOR 2 = I1 to FL, DIFF = Difference To Personal Best Lap, P = Crossed Finish Line in Pit Lane, D = Time Disallowed

P1 117 E		Raymond STAGG		SUZUKI GSXR 750 -			
IDEAL LAP TIME : 1:16.990		BEST LAP TIME : 1:16.990		DIFFERENCE : 0.000			
LAP	SECTOR 1	SECTOR 2	LAP TIME	MPH	DIFF	TIME OF DAY	
1 -	57.345	28.942	1:26.287	82.56	9.297	09:16:59.003	
2 -	52.937	27.642	1:20.579	88.41	3.589	09:18:19.582	
3 -	52.108	28.033	1:20.141	88.90	3.151	09:19:39.723	
4 -	50.234	27.606	1:17.840 (3)	91.52	0.850	09:20:57.563	
5 -	51.625	27.520	1:19.145	90.02	2.155	09:22:16.708	
6 -	50.483	27.568	1:18.051	91.28	1.061	09:23:34.759	
7 -	49.951	27.039	1:16.990 (1)	92.53		09:24:51.749	
8 -	50.015	27.099	1:17.114 (2)	92.39	0.124	09:26:08.863	
9 -	53.241	IN PIT	1:26.186 P	82.66	9.196	09:27:35.049	

P2 118		Darren CORKETT		Suzuki GSXR 600 SRAD - Jackson & Phillips			
IDEAL LAP TIME : 1:17.293		BEST LAP TIME : 1:17.293		DIFFERENCE : 0.000			
LAP	SECTOR 1	SECTOR 2	LAP TIME	MPH	DIFF	TIME OF DAY	
1 -	1:02.657	29.979	1:32.636	76.91	15.343	09:17:15.309	
2 -	54.855	27.959	1:22.814	86.03	5.521	09:18:38.123	
3 -	51.836	27.482	1:19.318	89.82	2.025	09:19:57.441	
4 -	50.465	28.529	1:18.994 (3)	90.19	1.701	09:21:16.435	
5 -	51.265	27.392	1:18.657 (2)	90.57	1.364	09:22:35.092	
6 -	52.350	27.603	1:19.953	89.11	2.660	09:23:55.045	
7 -	51.987	27.314	1:19.301	89.84	2.008	09:25:14.346	
8 -	52.526	27.860	1:20.386	88.63	3.093	09:26:34.732	
9 -	52.032	27.054	1:19.086	90.08	1.793	09:27:53.818	
10 -	50.440	26.853	1:17.293 (1)	92.17		09:29:11.111	

P3 240 E		Andy SCANLON		Ducati 996 - hel, Continental, Dads wallet			
IDEAL LAP TIME : 1:17.007		BEST LAP TIME : 1:17.358		DIFFERENCE : 0.351			
LAP	SECTOR 1	SECTOR 2	LAP TIME	MPH	DIFF	TIME OF DAY	
1 -	56.206	27.924	1:24.130	84.68	6.772	09:16:49.104	
2 -	51.451	27.794	1:19.245	89.90	1.887	09:18:08.349	
3 -	51.441	26.894	1:18.335	90.95	0.977	09:19:26.684	
4 -	50.302	27.329	1:17.631 (2)	91.77	0.273	09:20:44.315	
5 -	52.434	27.742	1:20.176	88.86	2.818	09:22:04.491	
6 -	50.653	26.705	1:17.358 (1)	92.09		09:23:21.849	
7 -	51.005	27.057	1:18.062 (3)	91.26	0.704	09:24:39.911	
8 -	52.148	IN PIT	1:26.461 P	82.40	9.103	09:26:06.372	

P4 624		Matthew FEDRICK		Yamaha R6 - Matthew Fedrick farriers ltd/ Palmer Race Skool			
IDEAL LAP TIME : 1:17.466		BEST LAP TIME : 1:17.530		DIFFERENCE : 0.064			
LAP	SECTOR 1	SECTOR 2	LAP TIME	MPH	DIFF	TIME OF DAY	
1 -	55.879	28.607	1:24.486	84.32	6.956	09:17:16.527	
2 -	53.267	27.778	1:21.045	87.90	3.515	09:18:37.572	
3 -	50.402	27.128	1:17.530 (1)	91.89		09:19:55.102	
4 -	50.483	27.301	1:17.784 (3)	91.59	0.254	09:21:12.886	
5 -	50.553	27.448	1:18.001	91.34	0.471	09:22:30.887	
6 -	52.342	27.283	1:19.625	89.47	2.095	09:23:50.512	
7 -	51.706	27.425	1:19.131	90.03	1.601	09:25:09.643	
8 -	50.538	27.064	1:17.602 (2)	91.81	0.072	09:26:27.245	
9 -	51.605	27.364	1:18.969	90.22	1.439	09:27:46.214	
10 -	52.473	IN PIT	1:26.612 P	82.25	9.082	09:29:12.826	

BMCRC - MRO Championships 2022 - Rnd 8 @ Donington Park National

BMCRC Thunderbike Sport & Extreme

QUALIFYING - SECTOR ANALYSIS



SECTOR 1 = FL to I1, SECTOR 2 = I1 to FL, DIFF = Difference To Personal Best Lap, P = Crossed Finish Line in Pit Lane, D = Time Disallowed

P5 72 R		Luke LAWSON		Yamaha R6 - Bloom Valley Ltd - Farm Shop & Event Catering			
IDEAL LAP TIME : 1:17.489		BEST LAP TIME : 1:17.685		DIFFERENCE : 0.196			
LAP	SECTOR 1	SECTOR 2	LAP TIME	MPH	DIFF	TIME OF DAY	
1 -	57.125	28.715	1:25.840	82.99	8.155	09:16:47.182	
2 -	52.259	28.542	1:20.801	88.17	3.116	09:18:07.983	
3 -	53.551	27.740	1:21.291	87.64	3.606	09:19:29.274	
4 -	50.478	27.444	1:17.922 (3)	91.43	0.237	09:20:47.196	
5 -	50.836	28.100	1:18.936	90.25	1.251	09:22:06.132	
6 -	50.518	27.167	1:17.685 (1)	91.71		09:23:23.817	
7 -	50.715	27.160	1:17.875 (2)	91.48	0.190	09:24:41.692	
8 -	51.586	27.011	1:18.597	90.64	0.912	09:26:00.289	
9 -	51.973	27.496	1:19.469	89.65	1.784	09:27:19.758	
10 -	51.522	27.130	1:18.652	90.58	0.967	09:28:38.410	

P6 28 E		David SPENCER		Suzuki GSXR 600 - Paramount 26 Ltd			
IDEAL LAP TIME : 1:17.720		BEST LAP TIME : 1:17.720		DIFFERENCE : 0.000			
LAP	SECTOR 1	SECTOR 2	LAP TIME	MPH	DIFF	TIME OF DAY	
1 -	OUTLAP	29.720	1:54.622	62.15	36.902	09:18:30.678	
2 -	53.697	27.875	1:21.572	87.34	3.852	09:19:52.250	
3 -	51.791	27.596	1:19.387	89.74	1.667	09:21:11.637	
4 -	51.528	27.378	1:18.906 (3)	90.29	1.186	09:22:30.543	
5 -	52.389	27.221	1:19.610	89.49	1.890	09:23:50.153	
6 -	51.034	28.572	1:19.606	89.49	1.886	09:25:09.759	
7 -	50.776	26.944	1:17.720 (1)	91.67		09:26:27.479	
8 -	51.904	27.058	1:18.962	90.22	1.242	09:27:46.441	
9 -	51.548	27.014	1:18.562 (2)	90.68	0.842	09:29:05.003	

P7 77 E		David MAY		Suzuki GSXR 750 K1 - ELP Racing			
IDEAL LAP TIME : 1:17.972		BEST LAP TIME : 1:18.070		DIFFERENCE : 0.098			
LAP	SECTOR 1	SECTOR 2	LAP TIME	MPH	DIFF	TIME OF DAY	
1 -	54.034	28.399	1:22.433	86.42	4.363	09:16:48.253	
2 -	51.365	27.739	1:19.104	90.06	1.034	09:18:07.357	
3 -	50.975	27.621	1:18.596	90.64	0.526	09:19:25.953	
4 -	50.592	27.478	1:18.070 (1)	91.25		09:20:44.023	
5 -	51.521	27.405	1:18.926	90.26	0.856	09:22:02.949	
6 -	50.974	27.380	1:18.354 (3)	90.92	0.284	09:23:21.303	
7 -	50.713	27.489	1:18.202 (2)	91.10	0.132	09:24:39.505	
8 -	52.136	27.399	1:19.535	89.57	1.465	09:25:59.040	
9 -	53.019	27.560	1:20.579	88.41	2.509	09:27:19.619	
10 -	51.466	27.553	1:19.019	90.16	0.949	09:28:38.638	

P8 54		Adam JAMISON		Yamaha R6 - Team AJR			
IDEAL LAP TIME : 1:17.611		BEST LAP TIME : 1:18.360		DIFFERENCE : 0.749			
LAP	SECTOR 1	SECTOR 2	LAP TIME	MPH	DIFF	TIME OF DAY	
1 -	55.099	28.161	1:23.260	85.57	4.900	09:16:46.679	
2 -	52.490	28.721	1:21.211	87.73	2.851	09:18:07.890	
3 -	51.437	27.166	1:18.603 (2)	90.64	0.243	09:19:26.493	
4 -	51.135	27.225	1:18.360 (1)	90.92		09:20:44.853	
5 -	52.129	28.716	1:20.845 (3)	88.12	2.485	09:22:05.698	
6 -	50.445	IN PIT	1:22.599 P	86.25	4.239	09:23:28.297	

BMCRC - MRO Championships 2022 - Rnd 8 @ Donington Park National

BMCRC Thunderbike Sport & Extreme

QUALIFYING - SECTOR ANALYSIS



SECTOR 1 = FL to I1, SECTOR 2 = I1 to FL, DIFF = Difference To Personal Best Lap, P = Crossed Finish Line in Pit Lane, D = Time Disallowed

P9 43		Colin WALKEY		Kawasaki ZX6R G2 - ELP Racing			
IDEAL LAP TIME : 1:18.346		BEST LAP TIME : 1:18.512		DIFFERENCE : 0.166			
LAP	SECTOR 1	SECTOR 2	LAP TIME	MPH	DIFF	TIME OF DAY	
1 -	55.675	28.357	1:24.032	84.78	5.520	09:16:50.805	
2 -	52.131	27.773	1:19.904	89.16	1.392	09:18:10.709	
3 -	51.224	27.956	1:19.180 (3)	89.98	0.668	09:19:29.889	
4 -	51.265	27.447	1:18.712 (2)	90.51	0.200	09:20:48.601	
5 -	51.653	27.951	1:19.604	89.50	1.092	09:22:08.205	
6 -	51.366	27.819	1:19.185	89.97	0.673	09:23:27.390	
7 -	50.899	27.613	1:18.512 (1)	90.74		09:24:45.902	
8 -	52.797	IN PIT	1:28.762 P	80.26	10.250	09:26:14.664	

P10 69		Tony RUSSO		Yamaha R6 - Wymark Lubricants			
IDEAL LAP TIME : 1:18.402		BEST LAP TIME : 1:18.585		DIFFERENCE : 0.183			
LAP	SECTOR 1	SECTOR 2	LAP TIME	MPH	DIFF	TIME OF DAY	
1 -	59.975	29.769	1:29.744	79.38	11.159	09:17:07.668	
2 -	53.128	28.738	1:21.866	87.02	3.281	09:18:29.534	
3 -	53.584	28.372	1:21.956	86.93	3.371	09:19:51.490	
4 -	51.885	28.162	1:20.047	89.00	1.462	09:21:11.537	
5 -	51.286	27.643	1:18.929	90.26	0.344	09:22:30.466	
6 -	53.448	27.484	1:20.932	88.03	2.347	09:23:51.398	
7 -	51.578	27.539	1:19.117	90.05	0.532	09:25:10.515	
8 -	51.135	27.450	1:18.585 (1)	90.66		09:26:29.100	
9 -	51.415	27.267	1:18.682 (2)	90.54	0.097	09:27:47.782	
10 -	51.147	27.674	1:18.821 (3)	90.39	0.236	09:29:06.603	

P11 81		Malvern MAY		Honda CBR600RR - IMP racing			
IDEAL LAP TIME : 1:18.388		BEST LAP TIME : 1:18.623		DIFFERENCE : 0.235			
LAP	SECTOR 1	SECTOR 2	LAP TIME	MPH	DIFF	TIME OF DAY	
1 -	56.314	29.246	1:25.560	83.27	6.937	09:16:55.252	
2 -	53.651	28.441	1:22.092	86.78	3.469	09:18:17.344	
3 -	52.925	27.760	1:20.685	88.30	2.062	09:19:38.029	
4 -	51.396	27.407	1:18.803 (2)	90.41	0.180	09:20:56.832	
5 -	53.034	29.155	1:22.189	86.68	3.566	09:22:19.021	
6 -	51.142	28.171	1:19.313	89.82	0.690	09:23:38.334	
7 -	51.456	27.393	1:18.849 (3)	90.35	0.226	09:24:57.183	
8 -	50.995	27.628	1:18.623 (1)	90.61		09:26:15.806	
9 -	56.252	IN PIT	1:29.748 P	79.38	11.125	09:27:45.554	

P12 51 E		Michael HOGARTH		Suzuki GSXR750 - WHR Racing			
IDEAL LAP TIME : 1:18.587		BEST LAP TIME : 1:18.753		DIFFERENCE : 0.166			
LAP	SECTOR 1	SECTOR 2	LAP TIME	MPH	DIFF	TIME OF DAY	
1 -	54.671	28.906	1:23.577	85.24	4.824	09:16:41.015	
2 -	52.814	28.051	1:20.865	88.10	2.112	09:18:01.880	
3 -	52.582	28.239	1:20.821	88.15	2.068	09:19:22.701	
4 -	52.587	28.008	1:20.595	88.40	1.842	09:20:43.296	
5 -	52.647	27.725	1:20.372	88.64	1.619	09:22:03.668	
6 -	51.160	27.650	1:18.810 (2)	90.40	0.057	09:23:22.478	
7 -	51.319	27.434	1:18.753 (1)	90.46		09:24:41.231	
8 -	51.513	27.532	1:19.045	90.13	0.292	09:26:00.276	
9 -	53.366	28.147	1:21.513	87.40	2.760	09:27:21.789	
10 -	51.524	27.427	1:18.951 (3)	90.24	0.198	09:28:40.740	

BMCRC - MRO Championships 2022 - Rnd 8 @ Donington Park National

BMCRC Thunderbike Sport & Extreme

QUALIFYING - SECTOR ANALYSIS



SECTOR 1 = FL to I1, SECTOR 2 = I1 to FL, DIFF = Difference To Personal Best Lap, P = Crossed Finish Line in Pit Lane, D = Time Disallowed

P13 168 E		Ian ASHBY		TRIUMPH 955I - Clive Wood Triumph			
IDEAL LAP TIME : 1:18.646		BEST LAP TIME : 1:18.922		DIFFERENCE : 0.276			
LAP	SECTOR 1	SECTOR 2	LAP TIME	MPH	DIFF	TIME OF DAY	
1 -	57.388	28.747	1:26.135	82.71	7.213	09:16:55.881	
2 -	54.005	27.569	1:21.574	87.33	2.652	09:18:17.455	
3 -	52.364	27.322	1:19.686	89.40	0.764	09:19:37.141	
4 -	51.756	27.166	1:18.922 (1)	90.27		09:20:56.063	
5 -	52.469	27.615	1:20.084	88.96	1.162	09:22:16.147	
6 -	51.480	27.753	1:19.233 (3)	89.92	0.311	09:23:35.380	
7 -	52.063	27.284	1:19.347	89.79	0.425	09:24:54.727	
8 -	51.980	27.233	1:19.213 (2)	89.94	0.291	09:26:13.940	
9 -	52.940	27.528	1:20.468	88.54	1.546	09:27:34.408	
10 -	53.044	27.585	1:20.629	88.36	1.707	09:28:55.037	

P14 84		Ricardo BRANCO		Yamaha R6 - IMP Racing			
IDEAL LAP TIME : 1:18.894		BEST LAP TIME : 1:18.950		DIFFERENCE : 0.056			
LAP	SECTOR 1	SECTOR 2	LAP TIME	MPH	DIFF	TIME OF DAY	
1 -	57.448	29.177	1:26.625	82.24	7.675	09:16:54.977	
2 -	54.570	28.786	1:23.356	85.47	4.406	09:18:18.333	
3 -	53.143	28.450	1:21.593	87.31	2.643	09:19:39.926	
4 -	51.821	27.855	1:19.676	89.42	0.726	09:20:59.602	
5 -	51.941	28.366	1:20.307	88.71	1.357	09:22:19.909	
6 -	51.826	28.171	1:19.997	89.06	1.047	09:23:39.906	
7 -	51.545	27.405	1:18.950 (1)	90.24		09:24:58.856	
8 -	51.765	27.655	1:19.420 (2)	89.70	0.470	09:26:18.276	
9 -	52.676	27.641	1:20.317	88.70	1.367	09:27:38.593	
10 -	51.489	27.950	1:19.439 (3)	89.68	0.489	09:28:58.032	

P15 25		Harrison DAY		Yamaha R6 -			
IDEAL LAP TIME : 1:18.988		BEST LAP TIME : 1:19.255		DIFFERENCE : 0.267			
LAP	SECTOR 1	SECTOR 2	LAP TIME	MPH	DIFF	TIME OF DAY	
1 -	58.843	28.961	1:27.804	81.14	8.549	09:16:54.353	
2 -	53.330	28.059	1:21.389	87.53	2.134	09:18:15.742	
3 -	52.312	27.984	1:20.296	88.72	1.041	09:19:36.038	
4 -	51.792	27.463	1:19.255 (1)	89.89		09:20:55.293	
5 -	54.286	29.295	1:23.581	85.24	4.326	09:22:18.874	
6 -	51.525	28.131	1:19.656 (2)	89.44	0.401	09:23:38.530	
7 -	52.661	27.980	1:20.641	88.35	1.386	09:24:59.171	
8 -	52.216	27.913	1:20.129 (3)	88.91	0.874	09:26:19.300	
9 -	53.459	28.858	1:22.317	86.55	3.062	09:27:41.617	
10 -	55.149	29.650	1:24.799	84.01	5.544	09:29:06.416	

P16 6 E		Andrew FIRTH		Yamaha YZF-R1 - LTRmotorcycles.co.uk / Palmer Race Skool /			
IDEAL LAP TIME : 1:19.359		BEST LAP TIME : 1:19.376		DIFFERENCE : 0.017			
LAP	SECTOR 1	SECTOR 2	LAP TIME	MPH	DIFF	TIME OF DAY	
1 -	1:01.405	29.723	1:31.128	78.18	11.752	09:17:14.384	
2 -	54.157	28.355	1:22.512	86.34	3.136	09:18:36.896	
3 -	52.797	27.649	1:20.446	88.56	1.070	09:19:57.342	
4 -	52.765	27.840	1:20.605	88.38	1.229	09:21:17.947	
5 -	52.601	28.457	1:21.058	87.89	1.682	09:22:39.005	
6 -	52.716	28.832	1:21.548	87.36	2.172	09:24:00.553	
7 -	51.909	28.044	1:19.953 (3)	89.11	0.577	09:25:20.506	
8 -	52.168	27.936	1:20.104	88.94	0.728	09:26:40.610	
9 -	51.726	27.650	1:19.376 (1)	89.75		09:27:59.986	
10 -	51.710	27.930	1:19.640 (2)	89.46	0.264	09:29:19.626	

BMCRC - MRO Championships 2022 - Rnd 8 @ Donington Park National

BMCRC Thunderbike Sport & Extreme

QUALIFYING - SECTOR ANALYSIS



SECTOR 1 = FL to I1, SECTOR 2 = I1 to FL, DIFF = Difference To Personal Best Lap, P = Crossed Finish Line in Pit Lane, D = Time Disallowed

P17 19		Michael REGAN		Yamaha YZF-R6 - North weald motorcycles			
IDEAL LAP TIME : 1:19.986		BEST LAP TIME : 1:20.025		DIFFERENCE : 0.039			
LAP	SECTOR 1	SECTOR 2	LAP TIME	MPH	DIFF	TIME OF DAY	
1 -	55.817	28.898	1:24.715	84.10	4.690	09:16:45.448	
2 -	53.541	28.758	1:22.299	86.57	2.274	09:18:07.747	
3 -	53.593	28.096	1:21.689	87.21	1.664	09:19:29.436	
4 -	52.653	27.774	1:20.427 (2)	88.58	0.402	09:20:49.863	
5 -	54.324	28.033	1:22.357	86.50	2.332	09:22:12.220	
6 -	53.850	28.419	1:22.269	86.60	2.244	09:23:34.489	
7 -	52.714	28.324	1:21.038 (3)	87.91	1.013	09:24:55.527	
8 -	52.212	27.813	1:20.025 (1)	89.03		09:26:15.552	

P18 48		Shaun WALLIS		Yamaha R6 - MBC Despatch Racing			
IDEAL LAP TIME : 1:20.037		BEST LAP TIME : 1:20.204		DIFFERENCE : 0.167			
LAP	SECTOR 1	SECTOR 2	LAP TIME	MPH	DIFF	TIME OF DAY	
1 -	58.055	28.889	1:26.944	81.94	6.740	09:16:53.385	
2 -	52.451	27.984	1:20.435	88.57	0.231	09:18:13.820	
3 -	52.809	27.792	1:20.601	88.39	0.397	09:19:34.421	
4 -	52.355	27.849	1:20.204 (1)	88.83		09:20:54.625	
5 -	54.013	28.864	1:22.877	85.96	2.673	09:22:17.502	
6 -	52.452	28.139	1:20.591	88.40	0.387	09:23:38.093	
7 -	52.636	27.682	1:20.318 (3)	88.70	0.114	09:24:58.411	
8 -	52.550	27.831	1:20.381	88.63	0.177	09:26:18.792	
9 -	53.691	28.889	1:22.580	86.27	2.376	09:27:41.372	
10 -	52.387	27.907	1:20.294 (2)	88.73	0.090	09:29:01.666	

P19 58		Mark LAWSON		Honda CBR - Crawfords metal detectors			
IDEAL LAP TIME : 1:19.214		BEST LAP TIME : 1:20.237		DIFFERENCE : 1.023			
LAP	SECTOR 1	SECTOR 2	LAP TIME	MPH	DIFF	TIME OF DAY	
1 -	58.945	28.418	1:27.363	81.55	7.126	09:16:50.664	
2 -	53.828	28.482	1:22.310	86.55	2.073	09:18:12.974	
3 -	54.906	28.428	1:23.334	85.49	3.097	09:19:36.308	
4 -	53.516	28.264	1:21.780	87.11	1.543	09:20:58.088	
5 -	53.215	28.260	1:21.475	87.44	1.238	09:22:19.563	
6 -	51.809	28.438	1:20.247 (2)	88.78	0.010	09:23:39.810	
7 -	55.580	27.405	1:22.985	85.85	2.748	09:25:02.795	
8 -	53.719	27.610	1:21.329 (3)	87.60	1.092	09:26:24.124	
9 -	53.935	27.542	1:21.477	87.44	1.240	09:27:45.601	
10 -	52.522	27.715	1:20.237 (1)	88.79		09:29:05.838	

P20 994 R		Adrian HOWARD		Suzuki GSXR 600 -			
IDEAL LAP TIME : 1:21.049		BEST LAP TIME : 1:21.183		DIFFERENCE : 0.134			
LAP	SECTOR 1	SECTOR 2	LAP TIME	MPH	DIFF	TIME OF DAY	
1 -	58.348	29.764	1:28.112	80.85	6.929	09:16:58.410	
2 -	54.238	28.924	1:23.162	85.67	1.979	09:18:21.572	
3 -	53.699	28.733	1:22.432	86.43	1.249	09:19:44.004	
4 -	52.697	28.486	1:21.183 (1)	87.76		09:21:05.187	
5 -	54.024	28.352	1:22.376	86.48	1.193	09:22:27.563	
6 -	53.441	28.542	1:21.983	86.90	0.800	09:23:49.546	
7 -	52.757	29.159	1:21.916 (2)	86.97	0.733	09:25:11.462	
8 -	53.946	28.891	1:22.837	86.00	1.654	09:26:34.299	
9 -	53.224	28.694	1:21.918 (3)	86.97	0.735	09:27:56.217	
10 -	53.326	28.724	1:22.050	86.83	0.867	09:29:18.267	

BMCRC - MRO Championships 2022 - Rnd 8 @ Donington Park National

BMCRC Thunderbike Sport & Extreme

QUALIFYING - SECTOR ANALYSIS



SECTOR 1 = FL to I1, SECTOR 2 = I1 to FL, DIFF = Difference To Personal Best Lap, P = Crossed Finish Line in Pit Lane, D = Time Disallowed

P21 90 R		Marco STRILLOZZI		Yamaha R6 - KLUAPP.COM			
IDEAL LAP TIME : 1:21.474		BEST LAP TIME : 1:21.474		DIFFERENCE : 0.000			
LAP	SECTOR 1	SECTOR 2	LAP TIME	MPH	DIFF	TIME OF DAY	
1 -	1:03.062	31.736	1:34.798	75.15	13.324	09:17:13.372	
2 -	57.098	29.526	1:26.624	82.24	5.150	09:18:39.996	
3 -	55.821	29.247	1:25.068	83.75	3.594	09:20:05.064	
4 -	54.287	28.706	1:22.993	85.84	1.519	09:21:28.057	
5 -	54.398	29.370	1:23.768	85.05	2.294	09:22:51.825	
6 -	53.528	28.245	1:21.773 (2)	87.12	0.299	09:24:13.598	
7 -	53.681	28.313	1:21.994 (3)	86.89	0.520	09:25:35.592	
8 -	53.725	29.198	1:22.923	85.91	1.449	09:26:58.515	
9 -	53.313	28.161	1:21.474 (1)	87.44		09:28:19.989	

P22 38 E		Andrew HOWE		Kawasaki ZXR 750 - Finlay Howe Ltd			
IDEAL LAP TIME : 1:21.499		BEST LAP TIME : 1:21.562		DIFFERENCE : 0.063			
LAP	SECTOR 1	SECTOR 2	LAP TIME	MPH	DIFF	TIME OF DAY	
1 -	1:00.704	30.446	1:31.150	78.16	9.588	09:17:02.358	
2 -	56.289	29.673	1:25.962	82.88	4.400	09:18:28.320	
3 -	55.799	29.251	1:25.050	83.77	3.488	09:19:53.370	
4 -	53.590	29.271	1:22.861	85.98	1.299	09:21:16.231	
5 -	53.296	28.782	1:22.078 (2)	86.80	0.516	09:22:38.309	
6 -	53.126	29.319	1:22.445 (3)	86.41	0.883	09:24:00.754	
7 -	53.088	28.474	1:21.562 (1)	87.35		09:25:22.316	
8 -	54.115	28.593	1:22.708	86.14	1.146	09:26:45.024	
9 -	55.268	28.411	1:23.679	85.14	2.117	09:28:08.703	

P23 75		Stewart MAY		Honda CBR600F3 - Powered by Bacon			
IDEAL LAP TIME : 1:20.980		BEST LAP TIME : 1:21.713		DIFFERENCE : 0.733			
LAP	SECTOR 1	SECTOR 2	LAP TIME	MPH	DIFF	TIME OF DAY	
1 -	59.175	29.379	1:28.554	80.45	6.841	09:16:54.255	
2 -	56.346	29.471	1:25.817	83.02	4.104	09:18:20.072	
3 -	55.008	28.931	1:23.939	84.87	2.226	09:19:44.011	
4 -	53.712	28.397	1:22.109	86.77	0.396	09:21:06.120	
5 -	53.553	28.206	1:21.759 (2)	87.14	0.046	09:22:27.879	
6 -	54.157	27.974	1:22.131	86.74	0.418	09:23:50.010	
7 -	53.986	27.727	1:21.713 (1)	87.19		09:25:11.723	
8 -	54.342	28.249	1:22.591	86.26	0.878	09:26:34.314	
9 -	54.243	28.026	1:22.269	86.60	0.556	09:27:56.583	
10 -	53.253	28.688	1:21.941 (3)	86.94	0.228	09:29:18.524	

P24 744 E		Gary ANDERSON		Honda 954RR - A&M MOT Services. Guildford			
IDEAL LAP TIME : 1:21.764		BEST LAP TIME : 1:21.813		DIFFERENCE : 0.049			
LAP	SECTOR 1	SECTOR 2	LAP TIME	MPH	DIFF	TIME OF DAY	
1 -	58.880	29.628	1:28.508	80.49	6.695	09:17:45.461	
2 -	54.965	29.506	1:24.471	84.34	2.658	09:19:09.932	
3 -	54.426	29.761	1:24.187	84.62	2.374	09:20:34.119	
4 -	54.215	28.326	1:22.541 (3)	86.31	0.728	09:21:56.660	
5 -	53.649	28.164	1:21.813 (1)	87.08		09:23:18.473	
6 -	54.782	28.163	1:22.945	85.89	1.132	09:24:41.418	
7 -	54.049	28.562	1:22.611	86.24	0.798	09:26:04.029	
8 -	53.601	28.709	1:22.310 (2)	86.55	0.497	09:27:26.339	
9 -	54.143	28.740	1:22.883	85.96	1.070	09:28:49.222	

BMCRC - MRO Championships 2022 - Rnd 8 @ Donington Park National

BMCRC Thunderbike Sport & Extreme

QUALIFYING - SECTOR ANALYSIS



SECTOR 1 = FL to I1, SECTOR 2 = I1 to FL, DIFF = Difference To Personal Best Lap, P = Crossed Finish Line in Pit Lane, D = Time Disallowed

P25 116		Gareth FAITH		Suzuki SV650 - Sitramoto/Arktis			
IDEAL LAP TIME : 1:22.926		BEST LAP TIME : 1:23.211		DIFFERENCE : 0.285			
LAP	SECTOR 1	SECTOR 2	LAP TIME	MPH	DIFF	TIME OF DAY	
1 -	57.503	30.209	1:27.712	81.22	4.501	09:16:52.955	
2 -	54.435	29.675	1:24.110	84.70	0.899	09:18:17.065	
3 -	54.153	29.426	1:23.579	85.24	0.368	09:19:40.644	
4 -	53.982	29.571	1:23.553 (3)	85.27	0.342	09:21:04.197	
5 -	54.114	29.097	1:23.211 (1)	85.62		09:22:27.408	
6 -	59.628	29.782	1:29.410	79.68	6.199	09:23:56.818	
7 -	54.294	28.944	1:23.238 (2)	85.59	0.027	09:25:20.056	
8 -	55.848	30.024	1:25.872	82.96	2.661	09:26:45.928	
9 -	55.952	30.990	1:26.942	81.94	3.731	09:28:12.870	

P26 103 E		Craig GOFFORD		Yamaha R1 4XV - Guardian warm roofs, Meala Racing Develop			
IDEAL LAP TIME : 1:23.792		BEST LAP TIME : 1:23.792		DIFFERENCE : 0.000			
LAP	SECTOR 1	SECTOR 2	LAP TIME	MPH	DIFF	TIME OF DAY	
1 -	1:00.217	32.111	1:32.328	77.16	8.536	09:17:23.403	
2 -	56.104	30.131	1:26.235	82.61	2.443	09:18:49.638	
3 -	58.207	29.584	1:27.791	81.15	3.999	09:20:17.429	
4 -	54.901	29.156	1:24.057 (2)	84.75	0.265	09:21:41.486	
5 -	55.193	29.871	1:25.064 (3)	83.75	1.272	09:23:06.550	
6 -	55.786	29.345	1:25.131	83.69	1.339	09:24:31.681	
7 -	54.739	29.053	1:23.792 (1)	85.02		09:25:55.473	
8 -	58.366	30.090	1:28.456	80.54	4.664	09:27:23.929	
9 -	55.849	29.335	1:25.184	83.63	1.392	09:28:49.113	

P27 689		David TREVEIL		Yamaha YZF-R6 -			
IDEAL LAP TIME : 1:25.910		BEST LAP TIME : 1:25.910		DIFFERENCE : 0.000			
LAP	SECTOR 1	SECTOR 2	LAP TIME	MPH	DIFF	TIME OF DAY	
1 -	1:04.166	33.724	1:37.890	72.78	11.980	09:17:13.675	
2 -	59.407	30.613	1:30.020	79.14	4.110	09:18:43.695	
3 -	58.006	30.118	1:28.124	80.84	2.214	09:20:11.819	
4 -	56.478	30.051	1:26.529 (2)	82.33	0.619	09:21:38.348	
5 -	57.167	30.048	1:27.215	81.69	1.305	09:23:05.563	
6 -	56.531	30.599	1:27.130 (3)	81.77	1.220	09:24:32.693	
7 -	55.912	29.998	1:25.910 (1)	82.93		09:25:58.603	
8 -	57.671	30.289	1:27.960	80.99	2.050	09:27:26.563	
9 -	56.686	30.555	1:27.241	81.66	1.331	09:28:53.804	

P28 101 E		Glen TRIPP		Honda CBR6/900RR - yaki too racing			
IDEAL LAP TIME : 1:25.758		BEST LAP TIME : 1:26.183		DIFFERENCE : 0.425			
LAP	SECTOR 1	SECTOR 2	LAP TIME	MPH	DIFF	TIME OF DAY	
1 -	1:05.722	31.308	1:37.030	73.42	10.847	09:17:18.956	
2 -	59.566	30.400	1:29.966	79.19	3.783	09:18:48.922	
3 -	58.580	30.127	1:28.707	80.31	2.524	09:20:17.629	
4 -	57.840	30.130	1:27.970	80.98	1.787	09:21:45.599	
5 -	56.856	29.470	1:26.326 (3)	82.53	0.143	09:23:11.925	
6 -	56.519	29.742	1:26.261 (2)	82.59	0.078	09:24:38.186	
7 -	56.944	29.239	1:26.183 (1)	82.66		09:26:04.369	
8 -	58.818	29.611	1:28.429	80.56	2.246	09:27:32.798	
9 -	56.803	30.085	1:26.888	81.99	0.705	09:28:59.686	

BMCRC - MRO Championships 2022 - Rnd 8 @ Donington Park National

BMCRC Thunderbike Sport & Extreme

QUALIFYING - SECTOR ANALYSIS



SECTOR 1 = FL to I1, SECTOR 2 = I1 to FL, DIFF = Difference To Personal Best Lap, P = Crossed Finish Line in Pit Lane, D = Time Disallowed

P29 46 E		Adrian DRAPER		Suzuki GSXR 750 - droopy racing uk			
IDEAL LAP TIME : 1:26.190		BEST LAP TIME : 1:26.543		DIFFERENCE : 0.353			
LAP	SECTOR 1	SECTOR 2	LAP TIME	MPH	DIFF	TIME OF DAY	
1 -	1:02.654	31.360	1:34.014	75.78	7.471	09:17:16.450	
2 -	57.267	30.769	1:28.036	80.92	1.493	09:18:44.486	
3 -	57.946	30.284	1:28.230	80.75	1.687	09:20:12.716	
4 -	56.438	30.105	1:26.543 (1)	82.32		09:21:39.259	
5 -	57.029	29.752	1:26.781 (2)	82.09	0.238	09:23:06.040	
6 -	56.938	29.966	1:26.904 (3)	81.98	0.361	09:24:32.944	

P30 171 E		Daniel GIBBS		Suzuki GSXR 750 Y - Thomas Racing			
IDEAL LAP TIME : 1:29.904		BEST LAP TIME : 1:29.904		DIFFERENCE : 0.000			
LAP	SECTOR 1	SECTOR 2	LAP TIME	MPH	DIFF	TIME OF DAY	
1 -	1:08.358	33.928	1:42.286	69.65	12.382	09:17:24.586	
2 -	1:05.303	33.418	1:38.721	72.16	8.817	09:19:03.307	
3 -	1:00.497	32.244	1:32.741	76.82	2.837	09:20:36.048	
4 -	1:00.279	31.992	1:32.271	77.21	2.367	09:22:08.319	
5 -	59.486	31.895	1:31.381 (2)	77.96	1.477	09:23:39.700	
6 -	58.510	31.394	1:29.904 (1)	79.24		09:25:09.604	
7 -	1:00.163	31.846	1:32.009	77.43	2.105	09:26:41.613	
8 -	59.807	31.609	1:31.416 (3)	77.93	1.512	09:28:13.029	

P31 138		Craig JARMIN		Suzuki SV650 - SK PreP			
IDEAL LAP TIME : 1:32.873		BEST LAP TIME : 1:32.995		DIFFERENCE : 0.122			
LAP	SECTOR 1	SECTOR 2	LAP TIME	MPH	DIFF	TIME OF DAY	
1 -	1:04.899	33.526	1:38.425 (2)	72.38	5.430	09:17:25.054	
2 -	1:05.255	33.447	1:38.702 (3)	72.18	5.707	09:19:03.756	
3 -	1:00.720	32.275	1:32.995 (1)	76.61		09:20:36.751	
4 -	1:00.598	IN PIT	1:38.767 P	72.13	5.772	09:22:15.518	

P32 17		Karie HENLY		Honda CBR600 RR - Thomas Racing			
IDEAL LAP TIME : 1:36.616		BEST LAP TIME : 1:37.121		DIFFERENCE : 0.505			
LAP	SECTOR 1	SECTOR 2	LAP TIME	MPH	DIFF	TIME OF DAY	
1 -	1:08.487	34.125	1:42.612	69.43	5.491	09:17:24.163	
2 -	1:05.420	33.787	1:39.207	71.81	2.086	09:19:03.370	
3 -	1:06.575	34.197	1:40.772	70.70	3.651	09:20:44.142	
4 -	1:05.205	34.078	1:39.283	71.76	2.162	09:22:23.425	
5 -	1:04.733	32.815	1:37.548 (2)	73.03	0.427	09:24:00.973	
6 -	1:03.801	33.320	1:37.121 (1)	73.35		09:25:38.094	
7 -	1:06.649	34.193	1:40.842	70.65	3.721	09:27:18.936	
8 -	1:04.440	34.037	1:38.477 (3)	72.34	1.356	09:28:57.413	

BMCRC - MRO Championships 2022 - Rnd 8 @ Donington Park National

BMCRC Thunderbike Sport & Extreme

QUALIFYING - BEST SECTORS

SECTOR 1			SECTOR 2			IDEAL / BEST COMPARISON						
POS	NO	NAME	TIME	NO	NAME	TIME	POS	NO	NAME	IDEAL	BEST	DIFF
									PERFECT LAP	1:16.656		
1	117	STAGG	49.951	240	SCANLON	26.705	1	117	STAGG	1:16.990	1:16.990	0.000
2	240	SCANLON	50.302	118	CORKETT	26.853	2	240	SCANLON	1:17.007	1:17.358	0.351
3	624	FEDRICK	50.402	28	SPENCER	26.944	3	118	CORKETT	1:17.293	1:17.293	0.000
4	118	CORKETT	50.440	72	LAWSON	27.011	4	624	FEDRICK	1:17.466	1:17.530	0.064
5	54	JAMISON	50.445	117	STAGG	27.039	5	72	LAWSON	1:17.489	1:17.685	0.196
6	72	LAWSON	50.478	624	FEDRICK	27.064	6	54	JAMISON	1:17.611	1:18.360	0.749
7	77	MAY	50.592	54	JAMISON	27.166	7	28	SPENCER	1:17.720	1:17.720	0.000
8	28	SPENCER	50.776	168	ASHBY	27.166	8	77	MAY	1:17.972	1:18.070	0.098
9	43	WALKEY	50.899	69	RUSSO	27.267	9	43	WALKEY	1:18.346	1:18.512	0.166
10	81	MAY	50.995	77	MAY	27.380	10	81	MAY	1:18.388	1:18.623	0.235
11	69	RUSSO	51.135	81	MAY	27.393	11	69	RUSSO	1:18.402	1:18.585	0.183
12	51	HOGARTH	51.160	84	BRANCO	27.405	12	51	HOGARTH	1:18.587	1:18.753	0.166
13	168	ASHBY	51.480	58	LAWSON	27.405	13	168	ASHBY	1:18.646	1:18.922	0.276
14	84	BRANCO	51.489	51	HOGARTH	27.427	14	84	BRANCO	1:18.894	1:18.950	0.056
15	25	DAY	51.525	43	WALKEY	27.447	15	25	DAY	1:18.988	1:19.255	0.267
16	6	FIRTH	51.710	25	DAY	27.463	16	58	LAWSON	1:19.214	1:20.237	1.023
17	58	LAWSON	51.809	6	FIRTH	27.649	17	6	FIRTH	1:19.359	1:19.376	0.017
18	19	REGAN	52.212	48	WALLIS	27.682	18	19	REGAN	1:19.986	1:20.025	0.039
19	48	WALLIS	52.355	75	MAY	27.727	19	48	WALLIS	1:20.037	1:20.204	0.167
20	994	HOWARD	52.697	19	REGAN	27.774	20	75	MAY	1:20.980	1:21.713	0.733
21	38	HOWE	53.088	90	STRILLOZZI	28.161	21	994	HOWARD	1:21.049	1:21.183	0.134
22	75	MAY	53.253	744	ANDERSON	28.163	22	90	STRILLOZZI	1:21.474	1:21.474	0.000
23	90	STRILLOZZI	53.313	994	HOWARD	28.352	23	38	HOWE	1:21.499	1:21.562	0.063
24	744	ANDERSON	53.601	38	HOWE	28.411	24	744	ANDERSON	1:21.764	1:21.813	0.049
25	116	FAITH	53.982	116	FAITH	28.944	25	116	FAITH	1:22.926	1:23.211	0.285
26	103	GOFFORD	54.739	103	GOFFORD	29.053	26	103	GOFFORD	1:23.792	1:23.792	0.000
27	689	TREVEIL	55.912	101	TRIPP	29.239	27	101	TRIPP	1:25.758	1:26.183	0.425
28	46	DRAPER	56.438	46	DRAPER	29.752	28	689	TREVEIL	1:25.910	1:25.910	0.000
29	101	TRIPP	56.519	689	TREVEIL	29.998	29	46	DRAPER	1:26.190	1:26.543	0.353
30	171	GIBBS	58.510	171	GIBBS	31.394	30	171	GIBBS	1:29.904	1:29.904	0.000
31	138	JARMIN	1:00.598	138	JARMIN	32.275	31	138	JARMIN	1:32.873	1:32.995	0.122
32	17	HENLY	1:03.801	17	HENLY	32.815	32	17	HENLY	1:36.616	1:37.121	0.505

BMCRC - MRO Championships 2022 - Rnd 8 @ Donington Park National

BMCRC Thunderbike Sport & Extreme

QUALIFYING - STATISTICS

Competitors Started 32
Planned Start 2022-09-03 @ 09:17:00.000
Actual Start 2022-09-03 @ 09:15:01.957
Finish Time 2022-09-03 @ 09:28:03.159
Track Length 1.9790mi.
Total Laps 286
Total Distance Covered 566.0132mi.

Session Fastest Lap History

NO	CL	NAME	LAP TIME	TIME OF DAY	LAP	VEHICLE
51	E	Michael HOGARTH	1:23.577	09:16:41.015	1	Suzuki GSXR750
54		Adam JAMISON	1:23.260	09:16:46.678	1	Yamaha R6
77	E	David MAY	1:22.433	09:16:48.250	1	Suzuki GSXR 750 K1
51	E	Michael HOGARTH	1:20.865	09:18:01.880	2	Suzuki GSXR750
77	E	David MAY	1:19.104	09:18:07.353	2	Suzuki GSXR 750 K1
77	E	David MAY	1:18.596	09:19:25.949	3	Suzuki GSXR 750 K1
240	E	Andy SCANLON	1:18.335	09:19:26.704	3	Ducati 996
624		Matthew FEDRICK	1:17.530	09:19:55.118	3	Yamaha R6
240	E	Andy SCANLON	1:17.358	09:23:21.868	6	Ducati 996
117	E	Raymond STAGG	1:16.990	09:24:51.773	7	SUZUKI GSXR 750

Flag History

TYPE	TIME OF DAY
GREEN	09:15:01.957
FINISH	09:28:03.159

Flag Statistics

TYPE	COUNT	TOTAL LAPS	TOTAL TIME
Green	1	10	14:30.799
Red	0	0	0.000
Safety Car	0	0	0.000
FCY	0	0	0.000

BMCRC - MRO Championships 2022 - Rnd 8 @ Donington Park National

BMCRC Thunderbike Sport & Extreme

QUALIFYING - STATISTICS

CLASS : E

13 Starters

Fastest Lap History

NO	NAME	LAP TIME	TIME OF DAY	LAP	VEHICLE
51	Michael HOGARTH	1:23.577	09:16:41.015	1	Suzuki GSXR750
77	David MAY	1:22.433	09:16:48.250	1	Suzuki GSXR 750 K1
51	Michael HOGARTH	1:20.865	09:18:01.880	2	Suzuki GSXR750
77	David MAY	1:19.104	09:18:07.353	2	Suzuki GSXR 750 K1
77	David MAY	1:18.596	09:19:25.949	3	Suzuki GSXR 750 K1
240	Andy SCANLON	1:18.335	09:19:26.704	3	Ducati 996
77	David MAY	1:18.070	09:20:44.021	4	Suzuki GSXR 750 K1
240	Andy SCANLON	1:17.631	09:20:44.334	4	Ducati 996
240	Andy SCANLON	1:17.358	09:23:21.868	6	Ducati 996
117	Raymond STAGG	1:16.990	09:24:51.773	7	SUZUKI GSXR 750

BMCRC - MRO Championships 2022 - Rnd 8 @ Donington Park National

BMCRC Thunderbike Sport & Extreme

QUALIFYING - STATISTICS

CLASS :

16 Starters

Fastest Lap History

NO	NAME	LAP TIME	TIME OF DAY	LAP	VEHICLE
19	Michael REGAN	1:24.715	09:16:45.451	1	Yamaha YZF-R6
54	Adam JAMISON	1:23.260	09:16:46.678	1	Yamaha R6
19	Michael REGAN	1:22.299	09:18:07.750	2	Yamaha YZF-R6
54	Adam JAMISON	1:21.211	09:18:07.886	2	Yamaha R6
43	Colin WALKEY	1:19.904	09:18:10.707	2	Kawasaki ZX6R G2
54	Adam JAMISON	1:18.603	09:19:26.500	3	Yamaha R6
624	Matthew FEDRICK	1:17.530	09:19:55.118	3	Yamaha R6
118	Darren CORKETT	1:17.293	09:29:11.104	10	Suzuki GSXR 600 SRAD

BMCRC - MRO Championships 2022 - Rnd 8 @ Donington Park National

BMCRC Thunderbike Sport & Extreme

QUALIFYING - STATISTICS

CLASS : R

3 Starters

Fastest Lap History

NO	NAME	LAP TIME	TIME OF DAY	LAP	VEHICLE
72	Luke LAWSON	1:25.840	09:16:47.185	1	Yamaha R6
72	Luke LAWSON	1:20.801	09:18:07.983	2	Yamaha R6
72	Luke LAWSON	1:17.922	09:20:47.194	4	Yamaha R6
72	Luke LAWSON	1:17.685	09:23:23.820	6	Yamaha R6

BMCRC - MRO Championships 2022 - Rnd 8 @ Donington Park National



BMCRC Thunderbike Sport & Rookie Minitwins

RACE 2 - GRID (7 Laps)

ROW 13	39	31	Ashley YEATS	1:37.121	38	17	Karie HENLY	1:32.995	37	138	Craig JARMIN
ROW 12	36	689	David TREVEIL	1:25.910	35	116	Gareth FAITH	1:23.211	34	75	Stewart MAY
ROW 11	33	90	Marco STRILLOZZI	1:21.474	32	994	Adrian HOWARD	1:21.183	31	58	Mark LAWSON
ROW 10	30	48	Shaun WALLIS	1:20.204	29	19	Michael REGAN	1:20.025	28	25	Harrison DAY
ROW 9	27	84	Ricardo BRANCO	1:18.950	26	0	Jeremy HILL	1:18.797	25	81	Malvern MAY
ROW 8	24	69	Tony RUSSO	1:18.585	23	43	Colin WALKEY	1:18.512	22	54	Adam JAMISON
ROW 7	21	72	Luke LAWSON	1:17.685	20	624	Matthew FEDRICK	1:17.530	19	118	Darren CORKETT
ROW 6	18				17				16		
ROW 5	15				14				13	171	Daniel GIBBS
ROW 4	12	46	Adrian DRAPER	1:26.543	11	101	Glen TRIPP	1:26.183	10	103	Craig GOFFORD
ROW 3	9	744	Gary ANDERSON	1:21.813	8	38	Andrew HOWE	1:21.562	7	6	Andrew FIRTH
ROW 2	6	168	Ian ASHBY	1:18.922	5	51	Michael HOGARTH	1:18.753	4	77	David MAY
ROW 1	3	28	David SPENCER	1:17.720	2	240	Andy SCANLON	1:17.358	1	117	Raymond STAGG
Pole											

Donington Park National: 1.9790 miles

These results are provisional until the conclusion of any judicial and technical matters.

Clerk Of Course :	Stewards :	Timekeeper : <i>Craig Smith</i>
-------------------	------------	------------------------------------

Results can be found at www.tsl-timing.com

Printed - 10:44 Saturday, 03 September 2022



BMCRC - MRO Championships 2022 - Rnd 8 @ Donington Park National



BMCRC Thunderbike Sport & Extreme

RACE 2 - CLASSIFICATION

POS	NO	CL	PIC NAME	ENTRY	LAPS	TIME	GAP	DIFF	MPH	BEST	ON
1	77	E	1 David MAY	Suzuki GSXR 750 K1 - ELP Racing	7	8:59.755			92.14	1:16.099	6
2	240	E	2 Andy SCANLON	Ducati 996 - hel, Continental, Dads wallet	7	9:00.058	0.303	0.303	92.09	1:16.147	6
3	117	E	3 Raymond STAGG	SUZUKI GSXR 750 -	7	9:03.376	3.621	3.318	91.53	1:15.646	5
4	28	E	4 David SPENCER	Suzuki GSXR 600 - Paramount 26 Ltd	7	9:12.058	12.303	8.682	90.09	1:16.390	2
5	168	E	5 Ian ASHBY	TRIUMPH 955I - Clive Wood Triumph	7	9:17.017	17.262	4.959	89.28	1:18.385	2
6	6	E	6 Andrew FIRTH	Yamaha YZF-R1 - LTRmotorcycles.co.uk / Palmer	7	9:22.550	22.795	5.533	88.41	1:18.586	7
7	51	E	7 Michael HOGARTH	Suzuki GSXR750 - WHR Racing	7	9:26.615	26.860	4.065	87.77	1:19.275	3
8	38	E	8 Andrew HOWE	Kawasaki ZXR 750 - Finlay Howe Ltd	7	9:26.704	26.949	0.089	87.76	1:19.405	3
9	624		1 Matthew FEDRICK	Yamaha R6 - Matthew Fedrick farriers ltd/ Palmer R	7	9:37.010	37.255	10.306	86.19	1:16.120	6
10	54		2 Adam JAMISON	Yamaha R6 - Team AJR	7	9:37.524	37.769	0.514	86.11	1:16.426	6
11	744	E	9 Gary ANDERSON	Honda 954RR - A&M MOT Services. Guildford	7	9:38.279	38.524	0.755	86.00	1:19.967	2
12	46	E	10 Adrian DRAPER	Suzuki GSXR 750 - droopy racing uk	7	9:38.621	38.866	0.342	85.95	1:21.450	2
13	0		3 Jeremy HILL	Yamaha R6 -	7	9:38.837	39.082	0.216	85.92	1:16.365	7
14	43		4 Colin WALKER	Kawasaki ZX6R G2 - ELP Racing	7	9:40.104	40.349	1.267	85.73	1:17.025	7
15	72	R	1 Luke LAWSON	Yamaha R6 - Bloom Valley Ltd - Farm Shop & Even	7	9:41.727	41.972	1.623	85.49	1:16.802	2
16	103	E	11 Craig GOFFORD	Yamaha R1 4XV - Guardian warm roofs, Meala Rac	7	9:45.117	45.362	3.390	85.00	1:21.849	6
17	69		5 Tony RUSSO	Yamaha R6 - Wymark Lubricants	7	9:45.230	45.475	0.113	84.98	1:17.391	7
18	84		6 Ricardo BRANCO	Yamaha R6 - IMP Racing	7	9:47.381	47.626	2.151	84.67	1:18.113	2
19	48		7 Shaun WALLIS	Yamaha R6 - MBC Despatch Racing	7	9:52.145	52.390	4.764	83.99	1:18.590	3
20	81		8 Malvern MAY	Honda CBR600RR - IMP racing	7	9:52.357	52.602	0.212	83.96	1:18.649	2
21	25		9 Harrison DAY	Yamaha R6 -	7	9:53.476	53.721	1.119	83.80	1:18.647	7
22	58		10 Mark LAWSON	Honda CBR - Crawfords metal detectors	7	9:59.536	59.781	6.060	82.95	1:18.809	3
23	101	E	12 Glen TRIPP	Honda CBR6/900RR - yaki too racing	7	10:04.924	1:05.169	5.388	82.21	1:24.503	7
24	90	R	2 Marco STRILLOZZI	Yamaha R6 - KLUAPP.COM	7	10:05.547	1:05.792	0.623	82.13	1:19.582	7
25	994	R	3 Adrian HOWARD	Suzuki GSXR 600 -	7	10:06.149	1:06.394	0.602	82.05	1:20.221	7
26	19		11 Michael REGAN	Yamaha YZF-R6 - North weald motorcycles	7	10:10.749	1:10.994	4.600	81.43	1:20.596	6
27	75		12 Stewart MAY	Honda CBR600F3 - Powered by Bacon	7	10:14.915	1:15.160	4.166	80.88	1:21.693	4
28	171	E	13 Daniel GIBBS	Suzuki GSXR 750 Y - Thomas Racing	6	9:00.158	1 Lap	1 Lap	78.88	1:27.684	5
29	138		13 Craig JARMIN	Suzuki SV650 - SK PreP	6	9:06.215	1 Lap	6.057	78.01	1:23.591	4
30	116		14 Gareth FAITH	Suzuki SV650 - Sitramoto/Arktis	6	9:06.519	1 Lap	0.304	77.96	1:24.061	4
31	689		15 David TREVEIL	Yamaha YZF-R6 -	6	9:08.112	1 Lap	1.593	77.74	1:24.239	5
32	17		16 Karie HENLY	Honda CBR600 RR - Thomas Racing	6	10:27.404	1 Lap	1:19.292	67.91	1:35.862	2

NOT CLASSIFIED

DQ 118 Darren CORKETT Suzuki GSXR 600 SRAD - Jackson & Phillips

FASTEST LAP

117	E	Raymond STAGG	SUZUKI GSXR 750 -	5	1:15.646	94.18 mph	151.57 kph
624		Matthew FEDRICK	Yamaha R6 - Matthew Fedrick farriers ltd/ Palmer R	6	1:16.120	93.59 mph	150.63 kph
72	R	Luke LAWSON	Yamaha R6 - Bloom Valley Ltd - Farm Shop & Even	2	1:16.802	92.76 mph	149.29 kph

No. 118 - Disqualified for failing post race technical inspection

Class E - 92.5% of Race Speed = 85.22 mph

Class - 92.5% of Race Speed = 79.72 mph

Class R - 92.5% of Race Speed = 79.07 mph

Weather / Track : Bright / Dry

These results are provisional until the conclusion of any judicial and technical matters.

Race Distance: 7 Laps / 13.85 miles
Donington Park National: 1.9790 miles
Date: 03/09/2022 Start: 12:04 Finish: 12:13

Clerk Of Course :	Stewards :	Timekeeper : <i>Craig Smith</i>
-------------------	------------	------------------------------------

Results can be found at www.tsl-timing.com

Printed - 13:00 Saturday, 03 September 2022



BMCRC - MRO Championships 2022 - Rnd 8 @ Donington Park National

BMCRC Thunderbike Sport & Extreme

RACE 2 - LAP CHART

LAP 1 @ 12:06:14.820

NO	BEHIND	LAP TIME
77		1:20.934
240	0.300	1:21.234
117	1.461	1:22.395
28	2.161	1:23.095
51	2.796	1:23.730
168	2.984	1:23.918
6	3.387	1:24.321
38	4.516	1:25.450
744	5.308	1:26.242
46	5.773	1:26.707
103	8.267	1:29.201
101	10.133	1:31.067
171	15.587	1:36.521
118	33.039	1:53.973
624	33.427	1:54.361
54	33.868	1:54.802
72	34.394	1:55.328
43	34.681	1:55.615
0	35.205	1:56.139
81	35.844	1:56.778
84	36.051	1:56.985
69	36.760	1:57.694
48	37.121	1:58.055
58	37.953	1:58.887
25	38.383	1:59.317
19	38.644	1:59.578
90	39.566	2:00.500
994	39.889	2:00.823
75	40.034	2:00.968
116	42.317	2:03.251
138	42.729	2:03.663
689	44.590	2:05.524
17	54.572	2:15.506

LAP 2 @ 12:07:31.458

NO	BEHIND	LAP TIME
77		1:16.638
240	0.332	1:16.670
117	1.652	1:16.829
28	1.913	1:16.390
168	4.731	1:18.385
6	6.996	1:20.247
51	7.240	1:21.082
38	8.039	1:20.161
744	8.637	1:19.967
46	10.585	1:21.450
103	15.147	1:23.518
101	20.456	1:26.961
171	28.425	1:29.476
624	33.609	1:16.820
118	33.985	1:17.584
54	34.279	1:17.049
72	34.558	1:16.802
43	35.753	1:17.710
0	35.878	1:17.311
84	37.526	1:18.113
81	37.855	1:18.649
69	38.207	1:18.085
48	39.227	1:18.744
58	40.642	1:19.327
25	41.214	1:19.469
90	44.419	1:21.491
994	45.357	1:22.106

75	45.569	1:22.173
19	47.917	1:25.911
116	50.178	1:24.499
138	50.956	1:24.865
689	52.609	1:24.657
17	1:13.796	1:35.862

LAP 3 @ 12:08:48.046

NO	BEHIND	LAP TIME
77		1:16.588
240	0.198	1:16.454
117	4.186	1:19.122
28	4.389	1:19.064
168	6.789	1:18.646
6	9.456	1:19.048
51	9.927	1:19.275
38	10.856	1:19.405
744	13.000	1:20.951
46	16.026	1:22.029
103	21.553	1:22.994
101	29.864	1:25.996
624	34.860	1:17.839
54	35.329	1:17.638
118	35.566	1:18.169
72	35.926	1:17.956
43	36.754	1:17.589
0	36.842	1:17.552
84	39.198	1:18.260
69	39.478	1:17.859
81	41.022	1:19.755
171	41.143	1:29.306
48	41.229	1:18.590
58	42.863	1:18.809
25	43.328	1:18.702
90	49.223	1:21.392
994	49.886	1:21.117
75	50.676	1:21.695
19	52.115	1:20.786
116	57.894	1:24.304
138	58.679	1:24.311
689	1:00.505	1:24.484

LAP 4 @ 12:10:04.648

NO	BEHIND	LAP TIME
77		1:16.602
240	0.305	1:16.709
117	3.732	1:16.148
28	6.515	1:18.728
168	9.083	1:18.896
6	14.807	1:21.953
51	15.226	1:21.901
38	15.447	1:21.193
744	18.726	1:22.328
17	1 Lap	1:38.235
46	21.798	1:22.374
103	27.567	1:22.616
624	34.899	1:16.641
54	35.478	1:16.751
118	36.323	1:17.359
72	36.742	1:17.418
43	37.454	1:17.302
0	37.476	1:17.236
101	38.988	1:25.726
69	41.238	1:18.362
84	41.385	1:18.789

81	43.174	1:18.754
48	43.688	1:19.061
58	46.263	1:20.002
25	46.646	1:19.920
171	53.663	1:29.122
994	53.666	1:20.382
90	54.332	1:21.711
75	55.767	1:21.693
19	56.201	1:20.688
116	1:05.353	1:24.061
138	1:05.668	1:23.591
689	1:08.427	1:24.524

LAP 5 @ 12:11:21.106

NO	BEHIND	LAP TIME
77		1:16.458
240	0.295	1:16.448
117	2.920	1:15.646
28	8.159	1:18.102
168	11.414	1:18.789
6	17.679	1:19.330
38	19.192	1:20.203
51	19.441	1:20.673
744	24.482	1:22.214
46	27.083	1:21.743
103	33.439	1:22.330
624	35.106	1:16.665
54	35.554	1:16.534
118	36.882	1:17.017
0	38.284	1:17.266
43	38.323	1:17.327
72	38.378	1:18.094
17	1 Lap	1:38.402
69	42.662	1:17.882
84	43.627	1:18.700
81	45.881	1:19.165
48	46.259	1:19.029
101	47.177	1:24.647
25	48.886	1:18.698
58	50.174	1:20.369
994	57.875	1:20.667
90	58.509	1:20.635
19	1:01.937	1:22.194
75	1:02.991	1:23.682
171	1:04.889	1:27.684
116	1:13.407	1:24.512
138	1:13.587	1:24.377

LAP 6 @ 12:12:37.205

NO	BEHIND	LAP TIME
77		1:16.099
689	1 Lap	1:24.239
240	0.343	1:16.147
117	2.881	1:16.060
28	10.478	1:18.418
168	13.878	1:18.563
6	20.645	1:19.065
51	23.185	1:19.843
38	23.507	1:20.414
744	31.263	1:22.880
46	32.709	1:21.725
624	35.127	1:16.120
54	35.881	1:16.426
118	38.461	1:17.678
0	39.153	1:16.968

103	39.189	1:21.849
43	39.760	1:17.536
72	40.195	1:17.916
69	44.520	1:17.957
84	45.746	1:18.218
81	49.291	1:19.509
48	50.135	1:19.975
25	51.510	1:18.723
58	55.623	1:21.548
101	57.102	1:26.024
994	1:02.609	1:20.833
90	1:02.646	1:20.236
17	1 Lap	1:40.163
19	1:06.434	1:20.596
75	1:09.213	1:22.321

LAP 7 @ 12:13:53.641

NO	BEHIND	LAP TIME
77		1:16.436
240	0.303	1:16.396
171	1 Lap	1:28.049
117	3.621	1:17.176
138	1 Lap	1:25.408
116	1 Lap	1:25.892
689	1 Lap	1:24.684
28	12.303	1:18.261
168	17.262	1:19.820
6	22.795	1:18.586
51	26.860	1:20.111
38	26.949	1:19.878
624	37.255	1:18.564
54	37.769	1:18.324
744	38.524	1:23.697
46	38.866	1:22.593
118	39.028	1:17.003
0	39.082	1:16.365
43	40.349	1:17.025
72	41.972	1:18.213
103	45.362	1:22.609
69	45.475	1:17.391
84	47.626	1:18.316
48	52.390	1:18.691
81	52.602	1:19.747
25	53.721	1:18.647
58	59.781	1:20.594
101	1:05.169	1:24.503
90	1:05.792	1:19.582
994	1:06.394	1:20.221
19	1:10.994	1:20.996
75	1:15.160	1:22.383
17	1 Lap	1:39.236

BMCRC - MRO Championships 2022 - Rnd 8 @ Donington Park National

BMCRC Thunderbike Sport & Extreme

RACE 2 - SECTOR ANALYSIS



SECTOR 1 = FL to I1, SECTOR 2 = I1 to FL, DIFF = Difference To Personal Best Lap, P = Crossed Finish Line in Pit Lane, D = Time Disallowed

P1 77 E David MAY		Suzuki GSXR 750 K1 - ELP Racing				
IDEAL LAP TIME : 1:16.014		BEST LAP TIME : 1:16.099		DIFFERENCE : 0.085		
LAP	SECTOR 1	SECTOR 2	LAP TIME	MPH	DIFF	TIME OF DAY
1 -		27.091	1:20.934	88.02	4.835	12:06:14.820
2 -	49.948	26.690	1:16.638	92.96	0.539	12:07:31.458
3 -	49.585	27.003	1:16.588	93.02	0.489	12:08:48.046
4 -	49.721	26.881	1:16.602	93.00	0.503	12:10:04.648
5 -	49.753	26.705	1:16.458 (3)	93.18	0.359	12:11:21.106
6 -	49.500	26.599	1:16.099 (1)	93.62		12:12:37.205
7 -	49.922	26.514	1:16.436 (2)	93.21	0.337	12:13:53.641

P2 240 E Andy SCANLON		Ducati 996 - hel, Continental, Dads wallet				
IDEAL LAP TIME : 1:16.064		BEST LAP TIME : 1:16.147		DIFFERENCE : 0.083		
LAP	SECTOR 1	SECTOR 2	LAP TIME	MPH	DIFF	TIME OF DAY
1 -		26.706	1:21.234	87.70	5.087	12:06:15.120
2 -	49.985	26.685	1:16.670	92.92	0.523	12:07:31.790
3 -	49.673	26.781	1:16.454	93.18	0.307	12:08:48.244
4 -	49.999	26.710	1:16.709	92.87	0.562	12:10:04.953
5 -	49.970	26.478	1:16.448 (3)	93.19	0.301	12:11:21.401
6 -	49.713	26.434	1:16.147 (1)	93.56		12:12:37.548
7 -	50.005	26.391	1:16.396 (2)	93.25	0.249	12:13:53.944

P3 117 E Raymond STAGG		SUZUKI GSXR 750 -				
IDEAL LAP TIME : 1:15.646		BEST LAP TIME : 1:15.646		DIFFERENCE : 0.000		
LAP	SECTOR 1	SECTOR 2	LAP TIME	MPH	DIFF	TIME OF DAY
1 -		27.466	1:22.395	86.46	6.749	12:06:16.281
2 -	49.932	26.897	1:16.829	92.73	1.183	12:07:33.110
3 -	51.957	27.165	1:19.122	90.04	3.476	12:08:52.232
4 -	49.311	26.837	1:16.148 (3)	93.56	0.502	12:10:08.380
5 -	49.038	26.608	1:15.646 (1)	94.18		12:11:24.026
6 -	49.045	27.015	1:16.060 (2)	93.67	0.414	12:12:40.086
7 -	49.644	27.532	1:17.176	92.31	1.530	12:13:57.262

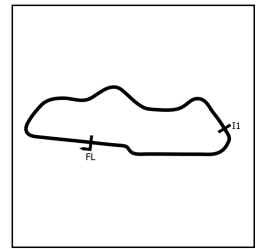
P4 28 E David SPENCER		Suzuki GSXR 600 - Paramount 26 Ltd				
IDEAL LAP TIME : 1:16.390		BEST LAP TIME : 1:16.390		DIFFERENCE : 0.000		
LAP	SECTOR 1	SECTOR 2	LAP TIME	MPH	DIFF	TIME OF DAY
1 -		27.481	1:23.095	85.73	6.705	12:06:16.981
2 -	49.546	26.844	1:16.390 (1)	93.26		12:07:33.371
3 -	51.960	27.104	1:19.064	90.11	2.674	12:08:52.435
4 -	51.418	27.310	1:18.728	90.49	2.338	12:10:11.163
5 -	50.696	27.406	1:18.102 (2)	91.22	1.712	12:11:29.265
6 -	51.093	27.325	1:18.418	90.85	2.028	12:12:47.683
7 -	50.599	27.662	1:18.261 (3)	91.03	1.871	12:14:05.944

P5 168 E Ian ASHBY		TRIUMPH 955I - Clive Wood Triumph				
IDEAL LAP TIME : 1:18.090		BEST LAP TIME : 1:18.385		DIFFERENCE : 0.295		
LAP	SECTOR 1	SECTOR 2	LAP TIME	MPH	DIFF	TIME OF DAY
1 -		28.443	1:23.918	84.89	5.533	12:06:17.804
2 -	51.114	27.271	1:18.385 (1)	90.89		12:07:36.189
3 -	51.353	27.293	1:18.646 (3)	90.59	0.261	12:08:54.835
4 -	51.641	27.255	1:18.896	90.30	0.511	12:10:13.731
5 -	51.164	27.625	1:18.789	90.42	0.404	12:11:32.520
6 -	50.835	27.728	1:18.563 (2)	90.68	0.178	12:12:51.083
7 -	51.819	28.001	1:19.820	89.25	1.435	12:14:10.903

BMCRC - MRO Championships 2022 - Rnd 8 @ Donington Park National

BMCRC Thunderbike Sport & Extreme

RACE 2 - SECTOR ANALYSIS



SECTOR 1 = FL to I1, SECTOR 2 = I1 to FL, DIFF = Difference To Personal Best Lap, P = Crossed Finish Line in Pit Lane, D = Time Disallowed

P6		6 E		Andrew FIRTH		Yamaha YZF-R1 - LTRmotorcycles.co.uk / Palmer Race Skool /	
IDEAL LAP TIME : 1:18.586		BEST LAP TIME : 1:18.586		DIFFERENCE : 0.000			
LAP	SECTOR 1	SECTOR 2	LAP TIME	MPH	DIFF	TIME OF DAY	
1 -		27.946	1:24.321	84.49	5.735	12:06:18.207	
2 -	52.403	27.844	1:20.247	88.78	1.661	12:07:38.454	
3 -	51.338	27.710	1:19.048 (2)	90.13	0.462	12:08:57.502	
4 -	52.947	29.006	1:21.953	86.93	3.367	12:10:19.455	
5 -	51.704	27.626	1:19.330	89.81	0.744	12:11:38.785	
6 -	51.372	27.693	1:19.065 (3)	90.11	0.479	12:12:57.850	
7 -	51.229	27.357	1:18.586 (1)	90.66		12:14:16.436	

P7		51 E		Michael HOGARTH		Suzuki GSXR750 - WHR Racing	
IDEAL LAP TIME : 1:19.161		BEST LAP TIME : 1:19.275		DIFFERENCE : 0.114			
LAP	SECTOR 1	SECTOR 2	LAP TIME	MPH	DIFF	TIME OF DAY	
1 -		27.783	1:23.730	85.08	4.455	12:06:17.616	
2 -	51.871	29.211	1:21.082	87.86	1.807	12:07:38.698	
3 -	51.722	27.553	1:19.275 (1)	89.87		12:08:57.973	
4 -	52.133	29.768	1:21.901	86.99	2.626	12:10:19.874	
5 -	52.971	27.702	1:20.673	88.31	1.398	12:11:40.547	
6 -	51.853	27.990	1:19.843 (2)	89.23	0.568	12:13:00.390	
7 -	51.608	28.503	1:20.111 (3)	88.93	0.836	12:14:20.501	

P8		38 E		Andrew HOWE		Kawasaki ZXR 750 - Finlay Howe Ltd	
IDEAL LAP TIME : 1:19.405		BEST LAP TIME : 1:19.405		DIFFERENCE : 0.000			
LAP	SECTOR 1	SECTOR 2	LAP TIME	MPH	DIFF	TIME OF DAY	
1 -		28.044	1:25.450	83.37	6.045	12:06:19.336	
2 -	51.899	28.262	1:20.161 (3)	88.87	0.756	12:07:39.497	
3 -	51.539	27.866	1:19.405 (1)	89.72		12:08:58.902	
4 -	52.257	28.936	1:21.193	87.74	1.788	12:10:20.095	
5 -	52.154	28.049	1:20.203	88.83	0.798	12:11:40.298	
6 -	51.810	28.604	1:20.414	88.59	1.009	12:13:00.712	
7 -	51.760	28.118	1:19.878 (2)	89.19	0.473	12:14:20.590	

P9		624		Matthew FEDRICK		Yamaha R6 - Matthew Fedrick farriers ltd/ Palmer Race Skool	
IDEAL LAP TIME : 1:16.078		BEST LAP TIME : 1:16.120		DIFFERENCE : 0.042			
LAP	SECTOR 1	SECTOR 2	LAP TIME	MPH	DIFF	TIME OF DAY	
1 -		27.097	1:54.361	62.29	38.241	12:06:48.247	
2 -	49.869	26.951	1:16.820	92.74	0.700	12:08:05.067	
3 -	50.667	27.172	1:17.839	91.53	1.719	12:09:22.906	
4 -	49.772	26.869	1:16.641 (2)	92.96	0.521	12:10:39.547	
5 -	49.458	27.207	1:16.665 (3)	92.93	0.545	12:11:56.212	
6 -	49.209	26.911	1:16.120 (1)	93.59		12:13:12.332	
7 -	50.995	27.569	1:18.564	90.68	2.444	12:14:30.896	

P10		54		Adam JAMISON		Yamaha R6 - Team AJR	
IDEAL LAP TIME : 1:16.335		BEST LAP TIME : 1:16.426		DIFFERENCE : 0.091			
LAP	SECTOR 1	SECTOR 2	LAP TIME	MPH	DIFF	TIME OF DAY	
1 -		27.089	1:54.802	62.05	38.376	12:06:48.688	
2 -	49.679	27.370	1:17.049	92.46	0.623	12:08:05.737	
3 -	50.745	26.893	1:17.638	91.76	1.212	12:09:23.375	
4 -	50.035	26.716	1:16.751 (3)	92.82	0.325	12:10:40.126	
5 -	49.673	26.861	1:16.534 (2)	93.09	0.108	12:11:56.660	
6 -	49.764	26.662	1:16.426 (1)	93.22		12:13:13.086	
7 -	50.374	27.950	1:18.324	90.96	1.898	12:14:31.410	

BMCRC - MRO Championships 2022 - Rnd 8 @ Donington Park National

BMCRC Thunderbike Sport & Extreme

RACE 2 - SECTOR ANALYSIS



SECTOR 1 = FL to I1, SECTOR 2 = I1 to FL, DIFF = Difference To Personal Best Lap, P = Crossed Finish Line in Pit Lane, D = Time Disallowed

P11 744 E Gary ANDERSON		Honda 954RR - A&M MOT Services. Guildford				
IDEAL LAP TIME : 1:19.967		BEST LAP TIME : 1:19.967		DIFFERENCE : 0.000		
LAP	SECTOR 1	SECTOR 2	LAP TIME	MPH	DIFF	TIME OF DAY
1 -		28.168	1:26.242	82.61	6.275	12:06:20.128
2 -	52.030	27.937	1:19.967 (1)	89.09		12:07:40.095
3 -	53.011	27.940	1:20.951 (2)	88.01	0.984	12:09:01.046
4 -	53.835	28.493	1:22.328	86.53	2.361	12:10:23.374
5 -	53.151	29.063	1:22.214 (3)	86.65	2.247	12:11:45.588
6 -	54.112	28.768	1:22.880	85.96	2.913	12:13:08.468
7 -	54.119	29.578	1:23.697	85.12	3.730	12:14:32.165

P12 46 E Adrian DRAPER		Suzuki GSXR 750 - droopy racing uk				
IDEAL LAP TIME : 1:20.791		BEST LAP TIME : 1:21.450		DIFFERENCE : 0.659		
LAP	SECTOR 1	SECTOR 2	LAP TIME	MPH	DIFF	TIME OF DAY
1 -		28.093	1:26.707	82.16	5.257	12:06:20.593
2 -	52.698	28.752	1:21.450 (1)	87.47		12:07:42.043
3 -	53.509	28.520	1:22.029	86.85	0.579	12:09:04.072
4 -	53.761	28.613	1:22.374	86.49	0.924	12:10:26.446
5 -	53.358	28.385	1:21.743 (3)	87.15	0.293	12:11:48.189
6 -	53.559	28.166	1:21.725 (2)	87.17	0.275	12:13:09.914
7 -	54.083	28.510	1:22.593	86.26	1.143	12:14:32.507

P13 118 Darren CORKETT		Suzuki GSXR 600 SRAD - Jackson & Phillips				
IDEAL LAP TIME : 1:16.396		BEST LAP TIME : 1:17.003		DIFFERENCE : 0.607		
LAP	SECTOR 1	SECTOR 2	LAP TIME	MPH	DIFF	TIME OF DAY
1 -		27.019	1:53.973	62.51	36.970	12:06:47.859
2 -	49.959	27.625	1:17.584	91.83	0.581	12:08:05.443
3 -	50.705	27.464	1:18.169	91.14	1.166	12:09:23.612
4 -	50.321	27.038	1:17.359 (3)	92.09	0.356	12:10:40.971
5 -	49.377	27.640	1:17.017 (2)	92.50	0.014	12:11:57.988
6 -	50.535	27.143	1:17.678	91.72	0.675	12:13:15.666
7 -	49.708	27.295	1:17.003 (1)	92.52		12:14:32.669

P14 0 Jeremy HILL		Yamaha R6 -				
IDEAL LAP TIME : 1:16.365		BEST LAP TIME : 1:16.365		DIFFERENCE : 0.000		
LAP	SECTOR 1	SECTOR 2	LAP TIME	MPH	DIFF	TIME OF DAY
1 -		27.054	1:56.139	61.34	39.774	12:06:50.025
2 -	50.024	27.287	1:17.311	92.15	0.946	12:08:07.336
3 -	50.462	27.090	1:17.552	91.86	1.187	12:09:24.888
4 -	50.247	26.989	1:17.236 (3)	92.24	0.871	12:10:42.124
5 -	50.245	27.021	1:17.266	92.20	0.901	12:11:59.390
6 -	50.030	26.938	1:16.968 (2)	92.56	0.603	12:13:16.358
7 -	49.757	26.608	1:16.365 (1)	93.29		12:14:32.723

P15 43 Colin WALKEY		Kawasaki ZX6R G2 - ELP Racing				
IDEAL LAP TIME : 1:16.879		BEST LAP TIME : 1:17.025		DIFFERENCE : 0.146		
LAP	SECTOR 1	SECTOR 2	LAP TIME	MPH	DIFF	TIME OF DAY
1 -		27.596	1:55.615	61.62	38.590	12:06:49.501
2 -	50.121	27.589	1:17.710	91.68	0.685	12:08:07.211
3 -	49.899	27.690	1:17.589	91.82	0.564	12:09:24.800
4 -	49.919	27.383	1:17.302 (2)	92.16	0.277	12:10:42.102
5 -	49.718	27.609	1:17.327 (3)	92.13	0.302	12:11:59.429
6 -	49.949	27.587	1:17.536	91.88	0.511	12:13:16.965
7 -	49.864	27.161	1:17.025 (1)	92.49		12:14:33.990

BMCRC - MRO Championships 2022 - Rnd 8 @ Donington Park National

BMCRC Thunderbike Sport & Extreme

RACE 2 - SECTOR ANALYSIS



SECTOR 1 = FL to I1, SECTOR 2 = I1 to FL, DIFF = Difference To Personal Best Lap, P = Crossed Finish Line in Pit Lane, D = Time Disallowed

P16 72 R		Luke LAWSON		Yamaha R6 - Bloom Valley Ltd - Farm Shop & Event Catering			
IDEAL LAP TIME : 1:16.716		BEST LAP TIME : 1:16.802		DIFFERENCE : 0.086			
LAP	SECTOR 1	SECTOR 2	LAP TIME	MPH	DIFF	TIME OF DAY	
1 -		26.892	1:55.328	61.77	38.526	12:06:49.214	
2 -	49.824	26.978	1:16.802 (1)	92.76		12:08:06.016	
3 -	50.916	27.040	1:17.956	91.39	1.154	12:09:23.972	
4 -	50.312	27.106	1:17.418 (2)	92.02	0.616	12:10:41.390	
5 -	50.168	27.926	1:18.094	91.23	1.292	12:11:59.484	
6 -	50.568	27.348	1:17.916 (3)	91.44	1.114	12:13:17.400	
7 -	51.231	26.982	1:18.213	91.09	1.411	12:14:35.613	

P17 103 E		Craig GOFFORD		Yamaha R1 4XV - Guardian warm roofs, Meala Racing Develop			
IDEAL LAP TIME : 1:21.815		BEST LAP TIME : 1:21.849		DIFFERENCE : 0.034			
LAP	SECTOR 1	SECTOR 2	LAP TIME	MPH	DIFF	TIME OF DAY	
1 -		29.071	1:29.201	79.87	7.352	12:06:23.087	
2 -	54.453	29.065	1:23.518	85.30	1.669	12:07:46.605	
3 -	54.201	28.793	1:22.994	85.84	1.145	12:09:09.599	
4 -	53.988	28.628	1:22.616	86.23	0.767	12:10:32.215	
5 -	53.687	28.643	1:22.330 (2)	86.53	0.481	12:11:54.545	
6 -	53.187	28.662	1:21.849 (1)	87.04		12:13:16.394	
7 -	53.827	28.782	1:22.609 (3)	86.24	0.760	12:14:39.003	

P18 69		Tony RUSSO		Yamaha R6 - Wymark Lubricants			
IDEAL LAP TIME : 1:17.391		BEST LAP TIME : 1:17.391		DIFFERENCE : 0.000			
LAP	SECTOR 1	SECTOR 2	LAP TIME	MPH	DIFF	TIME OF DAY	
1 -		27.502	1:57.694	60.53	40.303	12:06:51.580	
2 -	50.791	27.294	1:18.085	91.24	0.694	12:08:09.665	
3 -	50.539	27.320	1:17.859 (2)	91.50	0.468	12:09:27.524	
4 -	50.924	27.438	1:18.362	90.91	0.971	12:10:45.886	
5 -	50.459	27.423	1:17.882 (3)	91.47	0.491	12:12:03.768	
6 -	50.579	27.378	1:17.957	91.39	0.566	12:13:21.725	
7 -	50.123	27.268	1:17.391 (1)	92.06		12:14:39.116	

P19 84		Ricardo BRANCO		Yamaha R6 - IMP Racing			
IDEAL LAP TIME : 1:17.855		BEST LAP TIME : 1:18.113		DIFFERENCE : 0.258			
LAP	SECTOR 1	SECTOR 2	LAP TIME	MPH	DIFF	TIME OF DAY	
1 -		27.575	1:56.985	60.90	38.872	12:06:50.871	
2 -	50.810	27.303	1:18.113 (1)	91.20		12:08:08.984	
3 -	50.741	27.519	1:18.260 (3)	91.03	0.147	12:09:27.244	
4 -	50.940	27.849	1:18.789	90.42	0.676	12:10:46.033	
5 -	51.293	27.407	1:18.700	90.52	0.587	12:12:04.733	
6 -	50.552	27.666	1:18.218 (2)	91.08	0.105	12:13:22.951	
7 -	50.977	27.339	1:18.316	90.97	0.203	12:14:41.267	

P20 48		Shaun WALLIS		Yamaha R6 - MBC Despatch Racing			
IDEAL LAP TIME : 1:18.416		BEST LAP TIME : 1:18.590		DIFFERENCE : 0.174			
LAP	SECTOR 1	SECTOR 2	LAP TIME	MPH	DIFF	TIME OF DAY	
1 -		27.484	1:58.055	60.34	39.465	12:06:51.941	
2 -	51.094	27.650	1:18.744 (3)	90.47	0.154	12:08:10.685	
3 -	50.932	27.658	1:18.590 (1)	90.65		12:09:29.275	
4 -	51.364	27.697	1:19.061	90.11	0.471	12:10:48.336	
5 -	51.313	27.716	1:19.029	90.15	0.439	12:12:07.365	
6 -	52.315	27.660	1:19.975	89.08	1.385	12:13:27.340	
7 -	51.047	27.644	1:18.691 (2)	90.53	0.101	12:14:46.031	

BMCRC - MRO Championships 2022 - Rnd 8 @ Donington Park National

BMCRC Thunderbike Sport & Extreme

RACE 2 - SECTOR ANALYSIS



SECTOR 1 = FL to I1, SECTOR 2 = I1 to FL, DIFF = Difference To Personal Best Lap, P = Crossed Finish Line in Pit Lane, D = Time Disallowed

P21 81		Malvern MAY		Honda CBR600RR - IMP racing			
IDEAL LAP TIME : 1:18.228		BEST LAP TIME : 1:18.649		DIFFERENCE : 0.421			
LAP	SECTOR 1	SECTOR 2	LAP TIME	MPH	DIFF	TIME OF DAY	
1 -		27.922	1:56.778	61.00	38.129	12:06:50.664	
2 -	50.683	27.966	1:18.649 (1)	90.58		12:08:09.313	
3 -	51.514	28.241	1:19.755	89.33	1.106	12:09:29.068	
4 -	51.041	27.713	1:18.754 (2)	90.46	0.105	12:10:47.822	
5 -	51.401	27.764	1:19.165 (3)	89.99	0.516	12:12:06.987	
6 -	51.964	27.545	1:19.509	89.60	0.860	12:13:26.496	
7 -	51.358	28.389	1:19.747	89.34	1.098	12:14:46.243	

P22 25		Harrison DAY		Yamaha R6 -			
IDEAL LAP TIME : 1:18.393		BEST LAP TIME : 1:18.647		DIFFERENCE : 0.254			
LAP	SECTOR 1	SECTOR 2	LAP TIME	MPH	DIFF	TIME OF DAY	
1 -		27.932	1:59.317	59.71	40.670	12:06:53.203	
2 -	51.378	28.091	1:19.469	89.65	0.822	12:08:12.672	
3 -	51.122	27.580	1:18.702 (3)	90.52	0.055	12:09:31.374	
4 -	52.128	27.792	1:19.920	89.14	1.273	12:10:51.294	
5 -	51.418	27.280	1:18.698 (2)	90.53	0.051	12:12:09.992	
6 -	51.434	27.289	1:18.723	90.50	0.076	12:13:28.715	
7 -	51.376	27.271	1:18.647 (1)	90.59		12:14:47.362	

P23 58		Mark LAWSON		Honda CBR - Crawfords metal detectors			
IDEAL LAP TIME : 1:18.809		BEST LAP TIME : 1:18.809		DIFFERENCE : 0.000			
LAP	SECTOR 1	SECTOR 2	LAP TIME	MPH	DIFF	TIME OF DAY	
1 -		27.608	1:58.887	59.92	40.078	12:06:52.773	
2 -	51.690	27.637	1:19.327 (2)	89.81	0.518	12:08:12.100	
3 -	51.315	27.494	1:18.809 (1)	90.40		12:09:30.909	
4 -	52.254	27.748	1:20.002 (3)	89.05	1.193	12:10:50.911	
5 -	52.744	27.625	1:20.369	88.64	1.560	12:12:11.280	
6 -	53.924	27.624	1:21.548	87.36	2.739	12:13:32.828	
7 -	52.625	27.969	1:20.594	88.40	1.785	12:14:53.422	

P24 101 E		Glen TRIPP		Honda CBR6/900RR - yaki too racing			
IDEAL LAP TIME : 1:24.372		BEST LAP TIME : 1:24.503		DIFFERENCE : 0.131			
LAP	SECTOR 1	SECTOR 2	LAP TIME	MPH	DIFF	TIME OF DAY	
1 -		29.378	1:31.067	78.23	6.564	12:06:24.953	
2 -	56.887	30.074	1:26.961	81.92	2.458	12:07:51.914	
3 -	56.371	29.625	1:25.996	82.84	1.493	12:09:17.910	
4 -	56.408	29.318	1:25.726 (3)	83.10	1.223	12:10:43.636	
5 -	55.307	29.340	1:24.647 (2)	84.16	0.144	12:12:08.283	
6 -	56.411	29.613	1:26.024	82.82	1.521	12:13:34.307	
7 -	55.438	29.065	1:24.503 (1)	84.31		12:14:58.810	

P25 90 R		Marco STRILLOZZI		Yamaha R6 - KLUAPP.COM			
IDEAL LAP TIME : 1:19.582		BEST LAP TIME : 1:19.582		DIFFERENCE : 0.000			
LAP	SECTOR 1	SECTOR 2	LAP TIME	MPH	DIFF	TIME OF DAY	
1 -		28.351	2:00.500	59.12	40.918	12:06:54.386	
2 -	53.093	28.398	1:21.491	87.42	1.909	12:08:15.877	
3 -	52.692	28.700	1:21.392	87.53	1.810	12:09:37.269	
4 -	52.924	28.787	1:21.711	87.19	2.129	12:10:58.980	
5 -	52.604	28.031	1:20.635 (3)	88.35	1.053	12:12:19.615	
6 -	52.069	28.167	1:20.236 (2)	88.79	0.654	12:13:39.851	
7 -	51.653	27.929	1:19.582 (1)	89.52		12:14:59.433	

BMCRC - MRO Championships 2022 - Rnd 8 @ Donington Park National

BMCRC Thunderbike Sport & Extreme

RACE 2 - SECTOR ANALYSIS



SECTOR 1 = FL to I1, SECTOR 2 = I1 to FL, DIFF = Difference To Personal Best Lap, P = Crossed Finish Line in Pit Lane, D = Time Disallowed

P26 994 R		Adrian HOWARD		Suzuki GSXR 600 -		
IDEAL LAP TIME : 1:20.053		BEST LAP TIME : 1:20.221		DIFFERENCE : 0.168		
LAP	SECTOR 1	SECTOR 2	LAP TIME	MPH	DIFF	TIME OF DAY
1 -		28.385	2:00.823	58.96	40.602	12:06:54.709
2 -	53.541	28.565	1:22.106	86.77	1.885	12:08:16.815
3 -	52.744	28.373	1:21.117	87.83	0.896	12:09:37.932
4 -	52.287	28.095	1:20.382 (2)	88.63	0.161	12:10:58.314
5 -	52.812	27.855	1:20.667 (3)	88.32	0.446	12:12:18.981
6 -	52.198	28.635	1:20.833	88.14	0.612	12:13:39.814
7 -	52.200	28.021	1:20.221 (1)	88.81		12:15:00.035

P27 19		Michael REGAN		Yamaha YZF-R6 - North weald motorcycles		
IDEAL LAP TIME : 1:20.074		BEST LAP TIME : 1:20.596		DIFFERENCE : 0.522		
LAP	SECTOR 1	SECTOR 2	LAP TIME	MPH	DIFF	TIME OF DAY
1 -		27.953	1:59.578	59.58	38.982	12:06:53.464
2 -	52.888	33.023	1:25.911	82.93	5.315	12:08:19.375
3 -	53.017	27.769	1:20.786 (3)	88.19	0.190	12:09:40.161
4 -	52.591	28.097	1:20.688 (2)	88.29	0.092	12:11:00.849
5 -	54.163	28.031	1:22.194	86.68	1.598	12:12:23.043
6 -	52.305	28.291	1:20.596 (1)	88.39		12:13:43.639
7 -	52.950	28.046	1:20.996	87.96	0.400	12:15:04.635

P28 75		Stewart MAY		Honda CBR600F3 - Powered by Bacon		
IDEAL LAP TIME : 1:21.388		BEST LAP TIME : 1:21.693		DIFFERENCE : 0.305		
LAP	SECTOR 1	SECTOR 2	LAP TIME	MPH	DIFF	TIME OF DAY
1 -		28.111	2:00.968	58.89	39.275	12:06:54.854
2 -	54.170	28.003	1:22.173 (3)	86.70	0.480	12:08:17.027
3 -	53.418	28.277	1:21.695 (2)	87.21	0.002	12:09:38.722
4 -	53.385	28.308	1:21.693 (1)	87.21		12:11:00.415
5 -	55.113	28.569	1:23.682	85.13	1.989	12:12:24.097
6 -	54.000	28.321	1:22.321	86.54	0.628	12:13:46.418
7 -	53.517	28.866	1:22.383	86.48	0.690	12:15:08.801

P29 171 E		Daniel GIBBS		Suzuki GSXR 750 Y - Thomas Racing		
IDEAL LAP TIME : 1:27.684		BEST LAP TIME : 1:27.684		DIFFERENCE : 0.000		
LAP	SECTOR 1	SECTOR 2	LAP TIME	MPH	DIFF	TIME OF DAY
1 -		31.674	1:36.521	73.81	8.837	12:06:30.407
2 -	58.394	31.082	1:29.476	79.62	1.792	12:07:59.883
3 -	58.369	30.937	1:29.306	79.77	1.622	12:09:29.189
4 -	58.026	31.096	1:29.122 (3)	79.94	1.438	12:10:58.311
5 -	56.872	30.812	1:27.684 (1)	81.25		12:12:25.995
6 -	57.049	31.000	1:28.049 (2)	80.91	0.365	12:13:54.044

P30 138		Craig JARMIN		Suzuki SV650 - SK PreP		
IDEAL LAP TIME : 1:23.591		BEST LAP TIME : 1:23.591		DIFFERENCE : 0.000		
LAP	SECTOR 1	SECTOR 2	LAP TIME	MPH	DIFF	TIME OF DAY
1 -		29.689	2:03.663	57.61	40.072	12:06:57.549
2 -	55.382	29.483	1:24.865	83.95	1.274	12:08:22.414
3 -	54.851	29.460	1:24.311 (2)	84.50	0.720	12:09:46.725
4 -	54.381	29.210	1:23.591 (1)	85.23		12:11:10.316
5 -	54.568	29.809	1:24.377 (3)	84.43	0.786	12:12:34.693
6 -	55.850	29.558	1:25.408	83.41	1.817	12:14:00.101

BMCRC - MRO Championships 2022 - Rnd 8 @ Donington Park National

BMCRC Thunderbike Sport & Extreme

RACE 2 - SECTOR ANALYSIS



SECTOR 1 = FL to I1, SECTOR 2 = I1 to FL, DIFF = Difference To Personal Best Lap, P = Crossed Finish Line in Pit Lane, D = Time Disallowed

P31 116		Gareth FAITH		Suzuki SV650 - Sitramoto/Arktis			
IDEAL LAP TIME : 1:23.824		BEST LAP TIME : 1:24.061		DIFFERENCE : 0.237			
LAP	SECTOR 1	SECTOR 2	LAP TIME	MPH	DIFF	TIME OF DAY	
1 -		29.662	2:03.251	57.80	39.190	12:06:57.137	
2 -	54.599	29.900	1:24.499 (3)	84.31	0.438	12:08:21.636	
3 -	54.344	29.960	1:24.304 (2)	84.51	0.243	12:09:45.940	
4 -	54.162	29.899	1:24.061 (1)	84.75		12:11:10.001	
5 -	54.504	30.008	1:24.512	84.30	0.451	12:12:34.513	
6 -	55.666	30.226	1:25.892	82.94	1.831	12:14:00.405	

P32 689		David TREVEIL		Yamaha YZF-R6 -			
IDEAL LAP TIME : 1:24.171		BEST LAP TIME : 1:24.239		DIFFERENCE : 0.068			
LAP	SECTOR 1	SECTOR 2	LAP TIME	MPH	DIFF	TIME OF DAY	
1 -		29.766	2:05.524	56.75	41.285	12:06:59.410	
2 -	55.332	29.325	1:24.657	84.15	0.418	12:08:24.067	
3 -	54.851	29.633	1:24.484 (2)	84.33	0.245	12:09:48.551	
4 -	55.175	29.349	1:24.524 (3)	84.29	0.285	12:11:13.075	
5 -	54.919	29.320	1:24.239 (1)	84.57		12:12:37.314	
6 -	55.229	29.455	1:24.684	84.13	0.445	12:14:01.998	

P33 17		Karie HENLY		Honda CBR600 RR - Thomas Racing			
IDEAL LAP TIME : 1:35.071		BEST LAP TIME : 1:35.862		DIFFERENCE : 0.791			
LAP	SECTOR 1	SECTOR 2	LAP TIME	MPH	DIFF	TIME OF DAY	
1 -		32.476	2:15.506	52.57	39.644	12:07:09.392	
2 -	1:02.595	33.267	1:35.862 (1)	74.32		12:08:45.254	
3 -	1:04.191	34.044	1:38.235 (2)	72.52	2.373	12:10:23.489	
4 -	1:04.749	33.653	1:38.402 (3)	72.40	2.540	12:12:01.891	
5 -	1:05.638	34.525	1:40.163	71.13	4.301	12:13:42.054	
6 -	1:05.390	33.846	1:39.236	71.79	3.374	12:15:21.290	

BMCRC - MRO Championships 2022 - Rnd 8 @ Donington Park National

BMCRC Thunderbike Sport & Extreme

RACE 2 - BEST SECTORS

SECTOR 1			SECTOR 2			IDEAL / BEST COMPARISON						
POS	NO	NAME	TIME	NO	NAME	TIME	POS	NO	NAME	IDEAL	BEST	DIFF
									PERFECT LAP	1:15.429		
1	117	STAGG	49.038	240	SCANLON	26.391	1	117	STAGG	1:15.646	1:15.646	0.000
2	624	FEDRICK	49.209	77	MAY	26.514	2	77	MAY	1:16.014	1:16.099	0.085
3	118	CORKETT	49.377	117	STAGG	26.608	3	240	SCANLON	1:16.064	1:16.147	0.083
4	77	MAY	49.500	0	HILL	26.608	4	624	FEDRICK	1:16.078	1:16.120	0.042
5	28	SPENCER	49.546	54	JAMISON	26.662	5	54	JAMISON	1:16.335	1:16.426	0.091
6	240	SCANLON	49.673	28	SPENCER	26.844	6	0	HILL	1:16.365	1:16.365	0.000
7	54	JAMISON	49.673	624	FEDRICK	26.869	7	28	SPENCER	1:16.390	1:16.390	0.000
8	43	WALKEY	49.718	72	LAWSON	26.892	8	118	CORKETT	1:16.396	1:17.003	0.607
9	0	HILL	49.757	118	CORKETT	27.019	9	72	LAWSON	1:16.716	1:16.802	0.086
10	72	LAWSON	49.824	43	WALKEY	27.161	10	43	WALKEY	1:16.879	1:17.025	0.146
11	69	RUSSO	50.123	168	ASHBY	27.255	11	69	RUSSO	1:17.391	1:17.391	0.000
12	84	BRANCO	50.552	69	RUSSO	27.268	12	84	BRANCO	1:17.855	1:18.113	0.258
13	81	MAY	50.683	25	DAY	27.271	13	168	ASHBY	1:18.090	1:18.385	0.295
14	168	ASHBY	50.835	84	BRANCO	27.303	14	81	MAY	1:18.228	1:18.649	0.421
15	48	WALLIS	50.932	6	FIRTH	27.357	15	25	DAY	1:18.393	1:18.647	0.254
16	25	DAY	51.122	48	WALLIS	27.484	16	48	WALLIS	1:18.416	1:18.590	0.174
17	6	FIRTH	51.229	58	LAWSON	27.494	17	6	FIRTH	1:18.586	1:18.586	0.000
18	58	LAWSON	51.315	81	MAY	27.545	18	58	LAWSON	1:18.809	1:18.809	0.000
19	38	HOWE	51.539	51	HOGARTH	27.553	19	51	HOGARTH	1:19.161	1:19.275	0.114
20	51	HOGARTH	51.608	19	REGAN	27.769	20	38	HOWE	1:19.405	1:19.405	0.000
21	90	STRILLOZZI	51.653	994	HOWARD	27.855	21	90	STRILLOZZI	1:19.582	1:19.582	0.000
22	744	ANDERSON	52.030	38	HOWE	27.866	22	744	ANDERSON	1:19.967	1:19.967	0.000
23	994	HOWARD	52.198	90	STRILLOZZI	27.929	23	994	HOWARD	1:20.053	1:20.221	0.168
24	19	REGAN	52.305	744	ANDERSON	27.937	24	19	REGAN	1:20.074	1:20.596	0.522
25	46	DRAPER	52.698	75	MAY	28.003	25	46	DRAPER	1:20.791	1:21.450	0.659
26	103	GOFFORD	53.187	46	DRAPER	28.093	26	75	MAY	1:21.388	1:21.693	0.305
27	75	MAY	53.385	103	GOFFORD	28.628	27	103	GOFFORD	1:21.815	1:21.849	0.034
28	116	FAITH	54.162	101	TRIPP	29.065	28	138	JARMIN	1:23.591	1:23.591	0.000
29	138	JARMIN	54.381	138	JARMIN	29.210	29	116	FAITH	1:23.824	1:24.061	0.237
30	689	TREVEIL	54.851	689	TREVEIL	29.320	30	689	TREVEIL	1:24.171	1:24.239	0.068
31	101	TRIPP	55.307	116	FAITH	29.662	31	101	TRIPP	1:24.372	1:24.503	0.131
32	171	GIBBS	56.872	171	GIBBS	30.812	32	171	GIBBS	1:27.684	1:27.684	0.000
33	17	HENLY	1:02.595	17	HENLY	32.476	33	17	HENLY	1:35.071	1:35.862	0.791

BMCRC - MRO Championships 2022 - Rnd 8 @ Donington Park National

BMCRC Thunderbike Sport & Extreme

RACE 2 - STATISTICS

Competitors Started 33
Planned Start 2022-09-03 @ 12:07:00.000
Actual Start 2022-09-03 @ 12:04:53.885
Finish Time 2022-09-03 @ 12:13:53.640
Track Length 1.9790mi.
Total Laps 226
Total Distance Covered 447.2691mi.

Session Fastest Lap History

NO	CL	NAME	LAP TIME	TIME OF DAY	LAP	VEHICLE
77	E	David MAY	1:16.638	12:07:31.454	2	Suzuki GSXR 750 K1
28	E	David SPENCER	1:16.390	12:07:33.373	2	Suzuki GSXR 600
117	E	Raymond STAGG	1:16.148	12:10:08.406	4	SUZUKI GSXR 750
117	E	Raymond STAGG	1:15.646	12:11:24.051	5	SUZUKI GSXR 750

Session Leader History

NO	CL	NAME	FROM LAP	LAPS LED	DISTANCE	VEHICLE
77	E	David MAY	1	7	13.81 miles	Suzuki GSXR 750 K1

Flag History

TYPE	TIME OF DAY
GREEN	12:04:53.885
FINISH	12:13:53.640

Flag Statistics

TYPE	COUNT	TOTAL LAPS	TOTAL TIME
Green	1	7	10:42.540
Red	0	0	0.000
Safety Car	0	0	0.000
FCY	0	0	0.000

BMCRC - MRO Championships 2022 - Rnd 8 @ Donington Park National

BMCRC Thunderbike Sport & Extreme

RACE 2 - STATISTICS

CLASS : E

13 Starters

Fastest Lap History

NO	NAME	LAP TIME	TIME OF DAY	LAP	VEHICLE
77	David MAY	1:16.638	12:07:31.454	2	Suzuki GSXR 750 K1
28	David SPENCER	1:16.390	12:07:33.373	2	Suzuki GSXR 600
117	Raymond STAGG	1:16.148	12:10:08.406	4	SUZUKI GSXR 750
117	Raymond STAGG	1:15.646	12:11:24.051	5	SUZUKI GSXR 750

Leader History

NO	NAME	FROM LAP	LAPS LED	DISTANCE	VEHICLE
77	David MAY	1	7	13.81 miles	Suzuki GSXR 750 K1

BMCRC - MRO Championships 2022 - Rnd 8 @ Donington Park National

BMCRC Thunderbike Sport & Extreme

RACE 2 - STATISTICS

CLASS :

17 Starters

Fastest Lap History

NO	NAME	LAP TIME	TIME OF DAY	LAP	VEHICLE
624	Matthew FEDRICK	1:16.820	12:08:05.083	2	Yamaha R6
624	Matthew FEDRICK	1:16.641	12:10:39.563	4	Yamaha R6
54	Adam JAMISON	1:16.534	12:11:56.658	5	Yamaha R6
624	Matthew FEDRICK	1:16.120	12:13:12.349	6	Yamaha R6

Leader History

NO	NAME	FROM LAP	LAPS LED	DISTANCE	VEHICLE
118	Darren CORKETT	1	1	1.94 miles	Suzuki GSXR 600 SRAD
624	Matthew FEDRICK	2	6	11.87 miles	Yamaha R6

BMCRC - MRO Championships 2022 - Rnd 8 @ Donington Park National

BMCRC Thunderbike Sport & Extreme

RACE 2 - STATISTICS

CLASS : R

3 Starters

Fastest Lap History

NO	NAME	LAP TIME	TIME OF DAY	LAP	VEHICLE
72	Luke LAWSON	1:16.802	12:08:06.019	2	Yamaha R6

Leader History

NO	NAME	FROM LAP	LAPS LED	DISTANCE	VEHICLE
72	Luke LAWSON	1	7	13.81 miles	Yamaha R6

BMCRC - MRO Championships 2022 - Rnd 8 @ Donington Park National



BMCRC Thunderbike Sport & Extreme

RACE 12 - GRID (7 Laps)

ROW 13	39	31	Ashley YEATS	1:35.862	38	17	Karie HENLY	1:24.239	37	689	David TREVEIL
ROW 12	36	116	Gareth FAITH	1:24.061	35	138	Craig JARMIN	1:23.591	34	75	Stewart MAY
ROW 11	33	19	Michael REGAN	1:20.596	32	994	Adrian HOWARD	1:20.221	31	90	Marco STRILLOZZI
ROW 10	30	58	Mark LAWSON	1:18.809	29	81	Malvern MAY	1:18.649	28	25	Harrison DAY
ROW 9	27	48	Shaun WALLIS	1:18.590	26	84	Ricardo BRANCO	1:18.113	25	118	Darren CORKETT
ROW 8	24	69	Tony RUSSO	1:17.391	23	43	Colin WALKEY	1:17.025	22	72	Luke LAWSON
ROW 7	21	54	Adam JAMISON	1:16.426	20	0	Jeremy HILL	1:16.365	19	624	Matthew FEDRICK
ROW 6	18				17				16		
ROW 5	15				14				13	171	Daniel GIBBS
ROW 4	12	101	Glen TRIPP	1:24.503	11	103	Craig GOFFORD	1:21.849	10	46	Adrian DRAPER
ROW 3	9	744	Gary ANDERSON	1:19.967	8	38	Andrew HOWE	1:19.405	7	51	Michael HOGARTH
ROW 2	6	6	Andrew FIRTH	1:18.586	5	168	Ian ASHBY	1:18.385	4	28	David SPENCER
ROW 1	3	240	Andy SCANLON	1:16.147	2	77	David MAY	1:16.099	1	117	Raymond STAGG
Pole											

Donington Park National: 1.9790 miles

These results are provisional until the conclusion of any judicial and technical matters.

Clerk Of Course :	Stewards :	Timekeeper : <i>Craig Smith</i>
-------------------	------------	------------------------------------

Results can be found at www.tsl-timing.com

Printed - 13:01 Saturday, 03 September 2022



BMCRC - MRO Championships 2022 - Rnd 8 @ Donington Park National



BMCRC Thunderbike Sport & Extreme

RACE 12 - CLASSIFICATION

POS	NO	CL	PIC NAME	ENTRY	LAPS	TIME	GAP	DIFF	MPH	BEST	ON
1	77	E	1 David MAY	Suzuki GSXR 750 K1 - ELP Racing	7	8:57.764			92.48	1:15.998	4
2	240	E	2 Andy SCANLON	Ducati 996 - hel, Continental, Dads wallet	7	9:00.379	2.615	2.615	92.03	1:16.354	4
3	117	E	3 Raymond STAGG	SUZUKI GSXR 750 -	7	9:09.915	12.151	9.536	90.44	1:17.323	4
4	28	E	4 David SPENCER	Suzuki GSXR 600 - Paramount 26 Ltd	7	9:12.503	14.739	2.588	90.01	1:16.519	6
5	168	E	5 Ian ASHBY	TRIUMPH 955I - Clive Wood Triumph	7	9:17.236	19.472	4.733	89.25	1:18.234	4
6	6	E	6 Andrew FIRTH	Yamaha YZF-R1 - LTRmotorcycles.co.uk / Palmer F	7	9:19.944	22.180	2.708	88.82	1:18.564	4
7	51	E	7 Michael HOGARTH	Suzuki GSXR750 - WHR Racing	7	9:23.579	25.815	3.635	88.25	1:19.023	4
8	38	E	8 Andrew HOWE	Kawasaki ZXR 750 - Finlay Howe Ltd	7	9:27.325	29.561	3.746	87.66	1:19.429	2
9	46	E	9 Adrian DRAPER	Suzuki GSXR 750 - droopy racing uk	7	9:36.235	38.471	8.910	86.31	1:20.996	2
10	624		1 Matthew FEDRICK	Yamaha R6 - Matthew Fedrick farriers ltd/ Palmer R	7	9:39.826	42.062	3.591	85.77	1:16.542	4
11	103	E	10 Craig GOFFORD	Yamaha R1 4XV - Guardian warm roofs, Meala Rac	7	9:43.481	45.717	3.655	85.24	1:22.413	6
12	54		2 Adam JAMISON	Yamaha R6 - Team AJR	7	9:43.805	46.041	0.324	85.19	1:16.866	4
13	0		3 Jeremy HILL	Yamaha R6 -	7	9:44.244	46.480	0.439	85.12	1:17.037	7
14	118		4 Darren CORKETT	Suzuki GSXR 600 SRAD - Jackson & Phillips	7	9:44.492	46.728	0.248	85.09	1:16.609	7
15	69		5 Tony RUSSO	Yamaha R6 - Wymark Lubricants	7	9:48.990	51.226	4.498	84.44	1:17.680	6
16	43		6 Colin WALKER	Kawasaki ZX6R G2 - ELP Racing	7	9:50.703	52.939	1.713	84.19	1:17.598	6
17	72	R	1 Luke LAWSON	Yamaha R6 - Bloom Valley Ltd - Farm Shop & Event	7	9:51.781	54.017	1.078	84.04	1:17.441	3
18	81		7 Malvern MAY	Honda CBR600RR - IMP racing	7	9:53.096	55.332	1.315	83.85	1:17.614	6
19	25		8 Harrison DAY	Yamaha R6 -	7	9:53.132	55.368	0.035	83.85	1:17.975	6
20	744	E	11 Gary ANDERSON	Honda 954RR - A&M MOT Services. Guildford	7	9:54.240	56.476	1.108	83.69	1:22.535	5
21	48		9 Shaun WALLIS	Yamaha R6 - MBC Despatch Racing	7	9:58.862	1:01.098	4.622	83.05	1:18.458	2
22	19		10 Michael REGAN	Yamaha YZF-R6 - North weald motorcycles	7	10:06.885	1:09.121	8.023	81.95	1:19.861	7
23	994	R	2 Adrian HOWARD	Suzuki GSXR 600 -	7	10:13.080	1:15.316	6.195	81.12	1:20.816	7
24	58		11 Mark LAWSON	Honda CBR - Crawfords metal detectors	7	10:13.256	1:15.492	0.176	81.10	1:19.957	2
25	90	R	3 Marco STRILLOZZI	Yamaha R6 - KLUAPP.COM	6	8:59.541	1 Lap	1 Lap	78.97	1:22.292	3
26	75		12 Stewart MAY	Honda CBR600F3 - Powered by Bacon	6	8:59.622	1 Lap	0.081	78.96	1:22.300	4
27	171	E	12 Daniel GIBBS	Suzuki GSXR 750 Y - Thomas Racing	6	9:00.282	1 Lap	0.660	78.86	1:27.389	5
28	138		13 Craig JARMIN	Suzuki SV650 - SK PreP	6	9:16.088	1 Lap	15.806	76.62	1:25.196	6
29	689		14 David TREVEIL	Yamaha YZF-R6 -	6	9:17.541	1 Lap	1.453	76.42	1:24.621	3
30	17		15 Karie HENLY	Honda CBR600 RR - Thomas Racing	5	9:02.770	2 Laps	1 Lap	65.38	1:39.129	2

FASTEST LAP

77	E	David MAY	Suzuki GSXR 750 K1 - ELP Racing	4	1:15.998	93.74 mph	150.87 kph
624		Matthew FEDRICK	Yamaha R6 - Matthew Fedrick farriers ltd/ Palmer R	4	1:16.542	93.08 mph	149.80 kph
72	R	Luke LAWSON	Yamaha R6 - Bloom Valley Ltd - Farm Shop & Event	3	1:17.441	92.00 mph	148.06 kph

Class E - 92.5% of Race Speed = 85.54 mph

Class - 92.5% of Race Speed = 79.33 mph

Class R - 92.5% of Race Speed = 77.73 mph

Weather / Track : Bright / Dry

These results are provisional until the conclusion of any judicial and technical matters.

Race Distance: 7 Laps / 13.85 miles
Donington Park National: 1.9790 miles
Date: 03/09/2022 Start: 15:44 Finish: 15:52

Clerk Of Course :	Stewards :	Timekeeper : <i>Craig Smith</i>
-------------------	------------	------------------------------------

Results can be found at www.tsl-timing.com

Printed - 15:55 Saturday, 03 September 2022



BMCRC - MRO Championships 2022 - Rnd 8 @ Donington Park National

BMCRC Thunderbike Sport & Extreme

RACE 12 - LAP CHART

LAP 1 @ 15:45:22.175

NO	BEHIND	LAP TIME
77		1:20.071
240	0.215	1:20.286
117	2.346	1:22.417
168	2.933	1:23.004
6	3.673	1:23.744
28	3.804	1:23.875
51	4.525	1:24.596
38	5.121	1:25.192
46	6.516	1:26.587
103	8.197	1:28.268
171	15.563	1:35.634
744	15.885	1:35.956
624	37.661	1:57.732
54	39.026	1:59.097
0	39.498	1:59.569
118	40.174	2:00.245
69	40.765	2:00.836
72	40.887	2:00.958
81	41.305	2:01.376
43	41.712	2:01.783
48	41.982	2:02.053
25	42.301	2:02.372
58	43.263	2:03.334
19	43.708	2:03.779
994	45.775	2:05.846
90	46.162	2:06.233
75	46.185	2:06.256
138	47.922	2:07.993
689	49.958	2:10.029
17	1:02.776	2:22.847

LAP 3 @ 15:47:55.409

NO	BEHIND	LAP TIME
77		1:16.677
240	0.323	1:16.698
117	5.651	1:19.110
28	7.170	1:17.608
168	7.269	1:19.125
17	1 Lap	1:39.129
6	9.246	1:19.857
51	9.696	1:19.065
38	10.885	1:19.569
46	16.450	1:22.172
103	19.846	1:22.435
744	28.980	1:23.752
624	38.056	1:16.877
54	39.888	1:17.116
0	41.066	1:17.631
171	41.268	1:28.398
118	42.113	1:17.610
72	43.147	1:17.441
69	43.400	1:17.781
81	44.932	1:18.538
43	45.013	1:18.284
48	46.059	1:18.853
25	46.255	1:18.351
19	50.852	1:20.510
58	51.059	1:21.073
994	55.487	1:21.251
90	57.569	1:22.292
75	57.843	1:22.399
689	1:06.594	1:24.621
138	1:06.944	1:26.707

LAP 5 @ 15:50:27.715

NO	BEHIND	LAP TIME
77		1:16.308
240	0.860	1:16.489
117	8.075	1:17.407
28	11.636	1:18.124
168	12.255	1:19.058
6	14.635	1:19.131
51	16.076	1:19.663
38	20.374	1:21.133
46	28.449	1:22.313
103	32.976	1:22.659
624	39.762	1:17.470
744	42.395	1:22.535
54	42.564	1:18.116
0	43.751	1:17.429
118	45.302	1:17.934
72	47.806	1:18.677
69	48.002	1:18.322
43	49.244	1:17.947
81	50.462	1:19.399
25	51.283	1:18.289
48	54.797	1:19.867
17	1 Lap	1:40.019
19	1:00.481	1:21.524
58	1:02.725	1:23.010
171	1:04.519	1:27.389
994	1:05.361	1:21.116
75	1:10.457	1:22.620
90	1:11.236	1:23.216

90	1 Lap	1:22.694
75	1 Lap	1:23.554
171	1 Lap	1:30.152
240	2.615	1:17.206
17	2 Laps	1:41.236
117	12.151	1:18.842
28	14.739	1:18.737
138	1 Lap	1:25.196
168	19.472	1:20.973
689	1 Lap	1:26.786
6	22.180	1:19.867
51	25.815	1:21.484
38	29.561	1:20.303
46	38.471	1:21.051
624	42.062	1:17.374
103	45.717	1:22.481
54	46.041	1:17.727
0	46.480	1:17.037
118	46.728	1:16.609
69	51.226	1:17.697
43	52.939	1:18.250
72	54.017	1:19.197
81	55.332	1:19.409
25	55.368	1:18.263
744	56.476	1:23.166
48	1:01.098	1:19.639
19	1:09.121	1:19.861
994	1:15.316	1:20.816
58	1:15.492	1:22.020

LAP 2 @ 15:46:38.732

NO	BEHIND	LAP TIME
77		1:16.557
240	0.302	1:16.644
117	3.218	1:17.429
168	4.821	1:18.445
6	6.066	1:18.950
28	6.239	1:18.992
51	7.308	1:19.340
38	7.993	1:19.429
46	10.955	1:20.996
103	14.088	1:22.448
744	21.905	1:22.577
171	29.547	1:30.541
624	37.856	1:16.752
54	39.449	1:16.980
0	40.112	1:17.171
118	41.180	1:17.563
69	42.296	1:18.088
72	42.383	1:18.053
81	43.071	1:18.323
43	43.406	1:18.251
48	43.883	1:18.458
25	44.581	1:18.837
58	46.663	1:19.957
19	47.019	1:19.868
994	50.913	1:21.695
90	51.954	1:22.349
75	52.121	1:22.493
138	56.914	1:25.549
689	58.650	1:25.249

LAP 4 @ 15:49:11.407

NO	BEHIND	LAP TIME
77		1:15.998
240	0.679	1:16.354
117	6.976	1:17.323
168	9.505	1:18.234
28	9.820	1:18.648
6	11.812	1:18.564
51	12.721	1:19.023
38	15.549	1:20.662
46	22.444	1:21.992
103	26.625	1:22.777
17	1 Lap	1:39.539
744	36.168	1:23.186
624	38.600	1:16.542
54	40.756	1:16.866
0	42.630	1:17.562
118	43.676	1:17.561
72	45.437	1:18.288
69	45.988	1:18.586
81	47.371	1:18.437
43	47.605	1:18.590
25	49.302	1:19.045
48	51.238	1:21.177
171	53.438	1:28.168
19	55.265	1:20.411
58	56.023	1:20.962
994	1:00.553	1:21.064
75	1:04.145	1:22.300
90	1:04.328	1:22.757
689	1:15.564	1:24.968
138	1:16.204	1:25.258

LAP 6 @ 15:51:43.728

NO	BEHIND	LAP TIME
77		1:16.013
240	1.549	1:16.702
689	1 Lap	1:25.888
138	1 Lap	1:25.385
117	9.449	1:17.387
28	12.142	1:16.519
168	14.639	1:18.397
6	18.453	1:19.831
51	20.471	1:20.408
38	25.398	1:21.037
46	33.560	1:21.124
103	39.376	1:22.413
624	40.828	1:17.079
54	44.454	1:17.903
0	45.583	1:17.845
118	46.259	1:16.970
744	49.450	1:23.068
69	49.669	1:17.680
43	50.829	1:17.598
72	50.960	1:19.167
81	52.063	1:17.614
25	53.245	1:17.975
48	57.599	1:18.815
19	1:05.400	1:20.932
58	1:09.612	1:22.900
994	1:10.640	1:21.292

LAP 7 @ 15:52:59.868

NO	BEHIND	LAP TIME
77		1:16.140

BMCRC - MRO Championships 2022 - Rnd 8 @ Donington Park National

BMCRC Thunderbike Sport & Extreme

RACE 12 - SECTOR ANALYSIS



SECTOR 1 = FL to I1, SECTOR 2 = I1 to FL, DIFF = Difference To Personal Best Lap, P = Crossed Finish Line in Pit Lane, D = Time Disallowed

P1 77 E		David MAY		Suzuki GSXR 750 K1 - ELP Racing		
IDEAL LAP TIME : 1:15.931		BEST LAP TIME : 1:15.998		DIFFERENCE : 0.067		
LAP	SECTOR 1	SECTOR 2	LAP TIME	MPH	DIFF	TIME OF DAY
1 -		27.181	1:20.071	88.97	4.073	15:45:22.175
2 -	49.792	26.765	1:16.557	93.06	0.559	15:46:38.732
3 -	49.975	26.702	1:16.677	92.91	0.679	15:47:55.409
4 -	49.423	26.575	1:15.998 (1)	93.74		15:49:11.407
5 -	49.798	26.510	1:16.308	93.36	0.310	15:50:27.715
6 -	49.441	26.572	1:16.013 (2)	93.72	0.015	15:51:43.728
7 -	49.421	26.719	1:16.140 (3)	93.57	0.142	15:52:59.868

P2 240 E		Andy SCANLON		Ducati 996 - hel, Continental, Dads wallet		
IDEAL LAP TIME : 1:16.146		BEST LAP TIME : 1:16.354		DIFFERENCE : 0.208		
LAP	SECTOR 1	SECTOR 2	LAP TIME	MPH	DIFF	TIME OF DAY
1 -		26.686	1:20.286	88.74	3.932	15:45:22.390
2 -	49.954	26.690	1:16.644 (3)	92.95	0.290	15:46:39.034
3 -	50.159	26.539	1:16.698	92.89	0.344	15:47:55.732
4 -	49.607	26.747	1:16.354 (1)	93.31		15:49:12.086
5 -	49.801	26.688	1:16.489 (2)	93.14	0.135	15:50:28.575
6 -	49.999	26.703	1:16.702	92.88	0.348	15:51:45.277
7 -	50.001	27.205	1:17.206	92.28	0.852	15:53:02.483

P3 117 E		Raymond STAGG		SUZUKI GSXR 750 -		
IDEAL LAP TIME : 1:17.047		BEST LAP TIME : 1:17.323		DIFFERENCE : 0.276		
LAP	SECTOR 1	SECTOR 2	LAP TIME	MPH	DIFF	TIME OF DAY
1 -		27.822	1:22.417	86.44	5.094	15:45:24.521
2 -	50.243	27.186	1:17.429	92.01	0.106	15:46:41.950
3 -	49.921	29.189	1:19.110	90.05	1.787	15:48:01.060
4 -	50.162	27.161	1:17.323 (1)	92.14		15:49:18.383
5 -	50.281	27.126	1:17.407 (3)	92.04	0.084	15:50:35.790
6 -	50.082	27.305	1:17.387 (2)	92.06	0.064	15:51:53.177
7 -	51.067	27.775	1:18.842	90.36	1.519	15:53:12.019

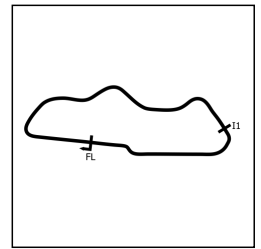
P4 28 E		David SPENCER		Suzuki GSXR 600 - Paramount 26 Ltd		
IDEAL LAP TIME : 1:16.519		BEST LAP TIME : 1:16.519		DIFFERENCE : 0.000		
LAP	SECTOR 1	SECTOR 2	LAP TIME	MPH	DIFF	TIME OF DAY
1 -		27.535	1:23.875	84.94	7.356	15:45:25.979
2 -	51.623	27.369	1:18.992	90.19	2.473	15:46:44.971
3 -	50.294	27.314	1:17.608 (2)	91.80	1.089	15:48:02.579
4 -	51.575	27.073	1:18.648	90.58	2.129	15:49:21.227
5 -	51.268	26.856	1:18.124 (3)	91.19	1.605	15:50:39.351
6 -	49.716	26.803	1:16.519 (1)	93.10		15:51:55.870
7 -	51.495	27.242	1:18.737	90.48	2.218	15:53:14.607

P5 168 E		Ian ASHBY		TRIUMPH 955I - Clive Wood Triumph		
IDEAL LAP TIME : 1:17.608		BEST LAP TIME : 1:18.234		DIFFERENCE : 0.626		
LAP	SECTOR 1	SECTOR 2	LAP TIME	MPH	DIFF	TIME OF DAY
1 -		27.093	1:23.004	85.83	4.770	15:45:25.108
2 -	51.303	27.142	1:18.445 (3)	90.82	0.211	15:46:43.553
3 -	50.561	28.564	1:19.125	90.04	0.891	15:48:02.678
4 -	51.103	27.131	1:18.234 (1)	91.06		15:49:20.912
5 -	52.011	27.047	1:19.058	90.11	0.824	15:50:39.970
6 -	51.077	27.320	1:18.397 (2)	90.87	0.163	15:51:58.367
7 -	52.097	28.876	1:20.973	87.98	2.739	15:53:19.340

BMCRC - MRO Championships 2022 - Rnd 8 @ Donington Park National

BMCRC Thunderbike Sport & Extreme

RACE 12 - SECTOR ANALYSIS



SECTOR 1 = FL to I1, SECTOR 2 = I1 to FL, DIFF = Difference To Personal Best Lap, P = Crossed Finish Line in Pit Lane, D = Time Disallowed

P6		6 E		Andrew FIRTH		Yamaha YZF-R1 - LTRmotorcycles.co.uk / Palmer Race Skool /	
IDEAL LAP TIME : 1:18.366		BEST LAP TIME : 1:18.564		DIFFERENCE : 0.198			
LAP	SECTOR 1	SECTOR 2	LAP TIME	MPH	DIFF	TIME OF DAY	
1 -		28.064	1:23.744	85.07	5.180	15:45:25.848	
2 -	51.542	27.408	1:18.950 (2)	90.24	0.386	15:46:44.798	
3 -	51.481	28.376	1:19.857	89.21	1.293	15:48:04.655	
4 -	50.958	27.606	1:18.564 (1)	90.68		15:49:23.219	
5 -	51.424	27.707	1:19.131 (3)	90.03	0.567	15:50:42.350	
6 -	51.710	28.121	1:19.831	89.24	1.267	15:52:02.181	
7 -	51.594	28.273	1:19.867	89.20	1.303	15:53:22.048	

P7		51 E		Michael HOGARTH		Suzuki GSXR750 - WHR Racing	
IDEAL LAP TIME : 1:18.685		BEST LAP TIME : 1:19.023		DIFFERENCE : 0.338			
LAP	SECTOR 1	SECTOR 2	LAP TIME	MPH	DIFF	TIME OF DAY	
1 -		27.558	1:24.596	84.21	5.573	15:45:26.700	
2 -	51.548	27.792	1:19.340 (3)	89.79	0.317	15:46:46.040	
3 -	51.127	27.938	1:19.065 (2)	90.11	0.042	15:48:05.105	
4 -	51.163	27.860	1:19.023 (1)	90.15		15:49:24.128	
5 -	51.341	28.322	1:19.663	89.43	0.640	15:50:43.791	
6 -	52.002	28.406	1:20.408	88.60	1.385	15:52:04.199	
7 -	52.677	28.807	1:21.484	87.43	2.461	15:53:25.683	

P8		38 E		Andrew HOWE		Kawasaki ZXR 750 - Finlay Howe Ltd	
IDEAL LAP TIME : 1:19.062		BEST LAP TIME : 1:19.429		DIFFERENCE : 0.367			
LAP	SECTOR 1	SECTOR 2	LAP TIME	MPH	DIFF	TIME OF DAY	
1 -		27.819	1:25.192	83.63	5.763	15:45:27.296	
2 -	51.243	28.186	1:19.429 (1)	89.69		15:46:46.725	
3 -	51.491	28.078	1:19.569 (2)	89.54	0.140	15:48:06.294	
4 -	52.534	28.128	1:20.662	88.32	1.233	15:49:26.956	
5 -	52.985	28.148	1:21.133	87.81	1.704	15:50:48.089	
6 -	52.784	28.253	1:21.037	87.91	1.608	15:52:09.126	
7 -	52.266	28.037	1:20.303 (3)	88.72	0.874	15:53:29.429	

P9		46 E		Adrian DRAPER		Suzuki GSXR 750 - droopy racing uk	
IDEAL LAP TIME : 1:20.667		BEST LAP TIME : 1:20.996		DIFFERENCE : 0.329			
LAP	SECTOR 1	SECTOR 2	LAP TIME	MPH	DIFF	TIME OF DAY	
1 -		28.150	1:26.587	82.28	5.591	15:45:28.691	
2 -	52.975	28.021	1:20.996 (1)	87.96		15:46:49.687	
3 -	53.718	28.454	1:22.172	86.70	1.176	15:48:11.859	
4 -	53.882	28.110	1:21.992	86.89	0.996	15:49:33.851	
5 -	53.967	28.346	1:22.313	86.55	1.317	15:50:56.164	
6 -	53.074	28.050	1:21.124 (3)	87.82	0.128	15:52:17.288	
7 -	52.646	28.405	1:21.051 (2)	87.90	0.055	15:53:38.339	

P10		624		Matthew FEDRICK		Yamaha R6 - Matthew Fedrick farriers ltd/ Palmer Race Skool	
IDEAL LAP TIME : 1:16.438		BEST LAP TIME : 1:16.542		DIFFERENCE : 0.104			
LAP	SECTOR 1	SECTOR 2	LAP TIME	MPH	DIFF	TIME OF DAY	
1 -		26.860	1:57.732	60.51	41.190	15:45:59.836	
2 -	49.855	26.897	1:16.752 (2)	92.82	0.210	15:47:16.588	
3 -	49.810	27.067	1:16.877 (3)	92.67	0.335	15:48:33.465	
4 -	49.808	26.734	1:16.542 (1)	93.08		15:49:50.007	
5 -	50.840	26.630	1:17.470	91.96	0.928	15:51:07.477	
6 -	50.172	26.907	1:17.079	92.43	0.537	15:52:24.556	
7 -	50.220	27.154	1:17.374	92.08	0.832	15:53:41.930	

BMCRC - MRO Championships 2022 - Rnd 8 @ Donington Park National

BMCRC Thunderbike Sport & Extreme

RACE 12 - SECTOR ANALYSIS



SECTOR 1 = FL to I1, SECTOR 2 = I1 to FL, DIFF = Difference To Personal Best Lap, P = Crossed Finish Line in Pit Lane, D = Time Disallowed

P11 103 E		Craig GOFFORD		Yamaha R1 4XV - Guardian warm roofs, Meala Racing Develop		
IDEAL LAP TIME : 1:22.145		BEST LAP TIME : 1:22.413		DIFFERENCE : 0.268		
LAP	SECTOR 1	SECTOR 2	LAP TIME	MPH	DIFF	TIME OF DAY
1 -		28.843	1:28.268	80.71	5.855	15:45:30.372
2 -	53.774	28.674	1:22.448 (3)	86.41	0.035	15:46:52.820
3 -	54.064	28.371	1:22.435 (2)	86.42	0.022	15:48:15.255
4 -	54.156	28.621	1:22.777	86.07	0.364	15:49:38.032
5 -	53.934	28.725	1:22.659	86.19	0.246	15:51:00.691
6 -	53.864	28.549	1:22.413 (1)	86.45		15:52:23.104
7 -	54.005	28.476	1:22.481	86.37	0.068	15:53:45.585

P12 54		Adam JAMISON		Yamaha R6 - Team AJR		
IDEAL LAP TIME : 1:16.706		BEST LAP TIME : 1:16.866		DIFFERENCE : 0.160		
LAP	SECTOR 1	SECTOR 2	LAP TIME	MPH	DIFF	TIME OF DAY
1 -		27.208	1:59.097	59.82	42.231	15:46:01.201
2 -	50.078	26.902	1:16.980 (2)	92.55	0.114	15:47:18.181
3 -	50.070	27.046	1:17.116 (3)	92.38	0.250	15:48:35.297
4 -	49.804	27.062	1:16.866 (1)	92.68		15:49:52.163
5 -	50.599	27.517	1:18.116	91.20	1.250	15:51:10.279
6 -	50.744	27.159	1:17.903	91.45	1.037	15:52:28.182
7 -	50.614	27.113	1:17.727	91.66	0.861	15:53:45.909

P13 0		Jeremy HILL		Yamaha R6 -		
IDEAL LAP TIME : 1:16.870		BEST LAP TIME : 1:17.037		DIFFERENCE : 0.167		
LAP	SECTOR 1	SECTOR 2	LAP TIME	MPH	DIFF	TIME OF DAY
1 -		27.131	1:59.569	59.58	42.532	15:46:01.673
2 -	50.367	26.804	1:17.171 (2)	92.32	0.134	15:47:18.844
3 -	50.262	27.369	1:17.631	91.77	0.594	15:48:36.475
4 -	50.499	27.063	1:17.562	91.85	0.525	15:49:54.037
5 -	50.376	27.053	1:17.429 (3)	92.01	0.392	15:51:11.466
6 -	50.988	26.857	1:17.845	91.52	0.808	15:52:29.311
7 -	50.066	26.971	1:17.037 (1)	92.48		15:53:46.348

P14 118		Darren CORKETT		Suzuki GSXR 600 SRAD - Jackson & Phillips		
IDEAL LAP TIME : 1:16.609		BEST LAP TIME : 1:16.609		DIFFERENCE : 0.000		
LAP	SECTOR 1	SECTOR 2	LAP TIME	MPH	DIFF	TIME OF DAY
1 -		27.546	2:00.245	59.25	43.636	15:46:02.349
2 -	50.346	27.217	1:17.563	91.85	0.954	15:47:19.912
3 -	50.248	27.362	1:17.610	91.80	1.001	15:48:37.522
4 -	50.355	27.206	1:17.561 (3)	91.85	0.952	15:49:55.083
5 -	50.882	27.052	1:17.934	91.41	1.325	15:51:13.017
6 -	50.068	26.902	1:16.970 (2)	92.56	0.361	15:52:29.987
7 -	49.719	26.890	1:16.609 (1)	93.00		15:53:46.596

P15 69		Tony RUSSO		Yamaha R6 - Wymark Lubricants		
IDEAL LAP TIME : 1:17.149		BEST LAP TIME : 1:17.680		DIFFERENCE : 0.531		
LAP	SECTOR 1	SECTOR 2	LAP TIME	MPH	DIFF	TIME OF DAY
1 -		27.383	2:00.836	58.96	43.156	15:46:02.940
2 -	50.655	27.433	1:18.088	91.23	0.408	15:47:21.028
3 -	50.802	26.979	1:17.781 (3)	91.59	0.101	15:48:38.809
4 -	51.495	27.091	1:18.586	90.66	0.906	15:49:57.395
5 -	51.199	27.123	1:18.322	90.96	0.642	15:51:15.717
6 -	50.480	27.200	1:17.680 (1)	91.71		15:52:33.397
7 -	50.170	27.527	1:17.697 (2)	91.69	0.017	15:53:51.094

BMCRC - MRO Championships 2022 - Rnd 8 @ Donington Park National

BMCRC Thunderbike Sport & Extreme

RACE 12 - SECTOR ANALYSIS



SECTOR 1 = FL to I1, SECTOR 2 = I1 to FL, DIFF = Difference To Personal Best Lap, P = Crossed Finish Line in Pit Lane, D = Time Disallowed

P16 43		Colin WALKEY		Kawasaki ZX6R G2 - ELP Racing			
IDEAL LAP TIME : 1:17.598		BEST LAP TIME : 1:17.598		DIFFERENCE : 0.000			
LAP	SECTOR 1	SECTOR 2	LAP TIME	MPH	DIFF	TIME OF DAY	
1 -		27.733	2:01.783	58.50	44.185	15:46:03.887	
2 -	50.644	27.607	1:18.251	91.04	0.653	15:47:22.138	
3 -	50.760	27.524	1:18.284	91.01	0.686	15:48:40.422	
4 -	51.011	27.579	1:18.590	90.65	0.992	15:49:59.012	
5 -	50.445	27.502	1:17.947 (2)	91.40	0.349	15:51:16.959	
6 -	50.213	27.385	1:17.598 (1)	91.81		15:52:34.557	
7 -	50.582	27.668	1:18.250 (3)	91.04	0.652	15:53:52.807	

P17 72 R		Luke LAWSON		Yamaha R6 - Bloom Valley Ltd - Farm Shop & Event Catering			
IDEAL LAP TIME : 1:17.184		BEST LAP TIME : 1:17.441		DIFFERENCE : 0.257			
LAP	SECTOR 1	SECTOR 2	LAP TIME	MPH	DIFF	TIME OF DAY	
1 -		27.403	2:00.958	58.90	43.517	15:46:03.062	
2 -	51.179	26.874	1:18.053 (2)	91.27	0.612	15:47:21.115	
3 -	50.310	27.131	1:17.441 (1)	92.00		15:48:38.556	
4 -	50.981	27.307	1:18.288 (3)	91.00	0.847	15:49:56.844	
5 -	51.413	27.264	1:18.677	90.55	1.236	15:51:15.521	
6 -	51.709	27.458	1:19.167	89.99	1.726	15:52:34.688	
7 -	51.551	27.646	1:19.197	89.96	1.756	15:53:53.885	

P18 81		Malvern MAY		Honda CBR600RR - IMP racing			
IDEAL LAP TIME : 1:17.614		BEST LAP TIME : 1:17.614		DIFFERENCE : 0.000			
LAP	SECTOR 1	SECTOR 2	LAP TIME	MPH	DIFF	TIME OF DAY	
1 -		27.696	2:01.376	58.69	43.762	15:46:03.480	
2 -	50.860	27.463	1:18.323 (2)	90.96	0.709	15:47:21.803	
3 -	50.680	27.858	1:18.538	90.71	0.924	15:48:40.341	
4 -	50.839	27.598	1:18.437 (3)	90.83	0.823	15:49:58.778	
5 -	51.444	27.955	1:19.399	89.73	1.785	15:51:18.177	
6 -	50.215	27.399	1:17.614 (1)	91.79		15:52:35.791	
7 -	51.331	28.078	1:19.409	89.72	1.795	15:53:55.200	

P19 25		Harrison DAY		Yamaha R6 -			
IDEAL LAP TIME : 1:17.902		BEST LAP TIME : 1:17.975		DIFFERENCE : 0.073			
LAP	SECTOR 1	SECTOR 2	LAP TIME	MPH	DIFF	TIME OF DAY	
1 -		27.810	2:02.372	58.22	44.397	15:46:04.476	
2 -	51.405	27.432	1:18.837	90.37	0.862	15:47:23.313	
3 -	50.992	27.359	1:18.351	90.93	0.376	15:48:41.664	
4 -	52.025	27.020	1:19.045	90.13	1.070	15:50:00.709	
5 -	50.957	27.332	1:18.289 (3)	91.00	0.314	15:51:18.998	
6 -	50.882	27.093	1:17.975 (1)	91.37		15:52:36.973	
7 -	50.961	27.302	1:18.263 (2)	91.03	0.288	15:53:55.236	

P20 744 E		Gary ANDERSON		Honda 954RR - A&M MOT Services. Guildford			
IDEAL LAP TIME : 1:21.934		BEST LAP TIME : 1:22.535		DIFFERENCE : 0.601			
LAP	SECTOR 1	SECTOR 2	LAP TIME	MPH	DIFF	TIME OF DAY	
1 -		29.215	1:35.956	74.24	13.421	15:45:38.060	
2 -	54.121	28.456	1:22.577 (2)	86.27	0.042	15:47:00.637	
3 -	54.942	28.810	1:23.752	85.06	1.217	15:48:24.389	
4 -	54.472	28.714	1:23.186	85.64	0.651	15:49:47.575	
5 -	54.338	28.197	1:22.535 (1)	86.32		15:51:10.110	
6 -	53.737	29.331	1:23.068 (3)	85.76	0.533	15:52:33.178	
7 -	54.589	28.577	1:23.166	85.66	0.631	15:53:56.344	

BMCRC - MRO Championships 2022 - Rnd 8 @ Donington Park National

BMCRC Thunderbike Sport & Extreme

RACE 12 - SECTOR ANALYSIS



SECTOR 1 = FL to I1, SECTOR 2 = I1 to FL, DIFF = Difference To Personal Best Lap, P = Crossed Finish Line in Pit Lane, D = Time Disallowed

P21 48		Shaun WALLIS		Yamaha R6 - MBC Despatch Racing		
IDEAL LAP TIME : 1:18.418		BEST LAP TIME : 1:18.458		DIFFERENCE : 0.040		
LAP	SECTOR 1	SECTOR 2	LAP TIME	MPH	DIFF	TIME OF DAY
1 -		27.688	2:02.053	58.37	43.595	15:46:04.157
2 -	50.989	27.469	1:18.458 (1)	90.80		15:47:22.615
3 -	51.424	27.429	1:18.853 (3)	90.35	0.395	15:48:41.468
4 -	52.579	28.598	1:21.177	87.76	2.719	15:50:02.645
5 -	51.780	28.087	1:19.867	89.20	1.409	15:51:22.512
6 -	51.253	27.562	1:18.815 (2)	90.39	0.357	15:52:41.327
7 -	51.852	27.787	1:19.639	89.46	1.181	15:54:00.966

P22 19		Michael REGAN		Yamaha YZF-R6 - North weald motorcycles		
IDEAL LAP TIME : 1:19.566		BEST LAP TIME : 1:19.861		DIFFERENCE : 0.295		
LAP	SECTOR 1	SECTOR 2	LAP TIME	MPH	DIFF	TIME OF DAY
1 -		27.843	2:03.779	57.55	43.918	15:46:05.883
2 -	52.279	27.589	1:19.868 (2)	89.20	0.007	15:47:25.751
3 -	52.209	28.301	1:20.510	88.49	0.649	15:48:46.261
4 -	52.761	27.650	1:20.411 (3)	88.60	0.550	15:50:06.672
5 -	53.382	28.142	1:21.524	87.39	1.663	15:51:28.196
6 -	53.266	27.666	1:20.932	88.03	1.071	15:52:49.128
7 -	51.977	27.884	1:19.861 (1)	89.21		15:54:08.989

P23 994 R		Adrian HOWARD		Suzuki GSXR 600 -		
IDEAL LAP TIME : 1:20.816		BEST LAP TIME : 1:20.816		DIFFERENCE : 0.000		
LAP	SECTOR 1	SECTOR 2	LAP TIME	MPH	DIFF	TIME OF DAY
1 -		28.523	2:05.846	56.61	45.030	15:46:07.950
2 -	52.951	28.744	1:21.695	87.21	0.879	15:47:29.645
3 -	52.752	28.499	1:21.251	87.68	0.435	15:48:50.896
4 -	52.736	28.328	1:21.064 (2)	87.88	0.248	15:50:11.960
5 -	52.800	28.316	1:21.116 (3)	87.83	0.300	15:51:33.076
6 -	52.956	28.336	1:21.292	87.64	0.476	15:52:54.368
7 -	52.679	28.137	1:20.816 (1)	88.15		15:54:15.184

P24 58		Mark LAWSON		Honda CBR - Crawfords metal detectors		
IDEAL LAP TIME : 1:19.854		BEST LAP TIME : 1:19.957		DIFFERENCE : 0.103		
LAP	SECTOR 1	SECTOR 2	LAP TIME	MPH	DIFF	TIME OF DAY
1 -		27.923	2:03.334	57.76	43.377	15:46:05.438
2 -	52.117	27.840	1:19.957 (1)	89.10		15:47:25.395
3 -	52.990	28.083	1:21.073 (3)	87.87	1.116	15:48:46.468
4 -	53.225	27.737	1:20.962 (2)	87.99	1.005	15:50:07.430
5 -	54.564	28.446	1:23.010	85.82	3.053	15:51:30.440
6 -	54.558	28.342	1:22.900	85.94	2.943	15:52:53.340
7 -	54.019	28.001	1:22.020	86.86	2.063	15:54:15.360

P25 90 R		Marco STRILLOZZI		Yamaha R6 - KLUAPP.COM		
IDEAL LAP TIME : 1:21.527		BEST LAP TIME : 1:22.292		DIFFERENCE : 0.765		
LAP	SECTOR 1	SECTOR 2	LAP TIME	MPH	DIFF	TIME OF DAY
1 -		29.178	2:06.233	56.44	43.941	15:46:08.337
2 -	53.635	28.714	1:22.349 (2)	86.51	0.057	15:47:30.686
3 -	53.637	28.655	1:22.292 (1)	86.57		15:48:52.978
4 -	53.954	28.803	1:22.757	86.09	0.465	15:50:15.735
5 -	54.692	28.524	1:23.216	85.61	0.924	15:51:38.951
6 -	53.003	29.691	1:22.694 (3)	86.15	0.402	15:53:01.645

BMCRC - MRO Championships 2022 - Rnd 8 @ Donington Park National

BMCRC Thunderbike Sport & Extreme

RACE 12 - SECTOR ANALYSIS



SECTOR 1 = FL to I1, SECTOR 2 = I1 to FL, DIFF = Difference To Personal Best Lap, P = Crossed Finish Line in Pit Lane, D = Time Disallowed

P26 75		Stewart MAY		Honda CBR600F3 - Powered by Bacon		
IDEAL LAP TIME : 1:21.572		BEST LAP TIME : 1:22.300		DIFFERENCE : 0.728		
LAP	SECTOR 1	SECTOR 2	LAP TIME	MPH	DIFF	TIME OF DAY
1 -		28.687	2:06.256	56.42	43.956	15:46:08.360
2 -	53.980	28.513	1:22.493 (3)	86.36	0.193	15:47:30.853
3 -	53.746	28.653	1:22.399 (2)	86.46	0.099	15:48:53.252
4 -	53.897	28.403	1:22.300 (1)	86.56		15:50:15.552
5 -	54.443	28.177	1:22.620	86.23	0.320	15:51:38.172
6 -	53.395	30.159	1:23.554	85.26	1.254	15:53:01.726

P27 171 E		Daniel GIBBS		Suzuki GSXR 750 Y - Thomas Racing		
IDEAL LAP TIME : 1:27.389		BEST LAP TIME : 1:27.389		DIFFERENCE : 0.000		
LAP	SECTOR 1	SECTOR 2	LAP TIME	MPH	DIFF	TIME OF DAY
1 -		31.642	1:35.634	74.49	8.245	15:45:37.738
2 -	58.957	31.584	1:30.541	78.68	3.152	15:47:08.279
3 -	57.836	30.562	1:28.398 (3)	80.59	1.009	15:48:36.677
4 -	57.220	30.948	1:28.168 (2)	80.80	0.779	15:50:04.845
5 -	56.936	30.453	1:27.389 (1)	81.52		15:51:32.234
6 -	58.089	32.063	1:30.152	79.02	2.763	15:53:02.386

P28 138		Craig JARMIN		Suzuki SV650 - SK PreP		
IDEAL LAP TIME : 1:24.861		BEST LAP TIME : 1:25.196		DIFFERENCE : 0.335		
LAP	SECTOR 1	SECTOR 2	LAP TIME	MPH	DIFF	TIME OF DAY
1 -		29.826	2:07.993	55.66	42.797	15:46:10.097
2 -	55.870	29.679	1:25.549	83.28	0.353	15:47:35.646
3 -	56.475	30.232	1:26.707	82.16	1.511	15:49:02.353
4 -	55.764	29.494	1:25.258 (2)	83.56	0.062	15:50:27.611
5 -	55.766	29.619	1:25.385 (3)	83.44	0.189	15:51:52.996
6 -	55.367	29.829	1:25.196 (1)	83.62		15:53:18.192

P29 689		David TREVEIL		Yamaha YZF-R6 -		
IDEAL LAP TIME : 1:24.351		BEST LAP TIME : 1:24.621		DIFFERENCE : 0.270		
LAP	SECTOR 1	SECTOR 2	LAP TIME	MPH	DIFF	TIME OF DAY
1 -		29.829	2:10.029	54.79	45.408	15:46:12.133
2 -	55.569	29.680	1:25.249 (3)	83.57	0.628	15:47:37.382
3 -	55.357	29.264	1:24.621 (1)	84.19		15:49:02.003
4 -	55.651	29.317	1:24.968 (2)	83.85	0.347	15:50:26.971
5 -	56.894	28.994	1:25.888	82.95	1.267	15:51:52.859
6 -	56.265	30.521	1:26.786	82.09	2.165	15:53:19.645

P30 17		Karie HENLY		Honda CBR600 RR - Thomas Racing		
IDEAL LAP TIME : 1:38.822		BEST LAP TIME : 1:39.129		DIFFERENCE : 0.307		
LAP	SECTOR 1	SECTOR 2	LAP TIME	MPH	DIFF	TIME OF DAY
1 -		33.921	2:22.847	49.87	43.718	15:46:24.951
2 -	1:04.917	34.212	1:39.129 (1)	71.87		15:48:04.080
3 -	1:05.634	33.905	1:39.539 (2)	71.57	0.410	15:49:43.619
4 -	1:05.385	34.634	1:40.019 (3)	71.23	0.890	15:51:23.638
5 -	1:06.464	34.772	1:41.236	70.37	2.107	15:53:04.874

BMCRC - MRO Championships 2022 - Rnd 8 @ Donington Park National

BMCRC Thunderbike Sport & Extreme

RACE 12 - BEST SECTORS

SECTOR 1			SECTOR 2			IDEAL / BEST COMPARISON						
POS	NO	NAME	TIME	NO	NAME	TIME	POS	NO	NAME	IDEAL	BEST	DIFF
									PERFECT LAP	1:15.931		
1	77	MAY	49.421	77	MAY	26.510	1	77	MAY	1:15.931	1:15.998	0.067
2	240	SCANLON	49.607	240	SCANLON	26.539	2	240	SCANLON	1:16.146	1:16.354	0.208
3	28	SPENCER	49.716	624	FEDRICK	26.630	3	624	FEDRICK	1:16.438	1:16.542	0.104
4	118	CORKETT	49.719	28	SPENCER	26.803	4	28	SPENCER	1:16.519	1:16.519	0.000
5	54	JAMISON	49.804	0	HILL	26.804	5	118	CORKETT	1:16.609	1:16.609	0.000
6	624	FEDRICK	49.808	72	LAWSON	26.874	6	54	JAMISON	1:16.706	1:16.866	0.160
7	117	STAGG	49.921	118	CORKETT	26.890	7	0	HILL	1:16.870	1:17.037	0.167
8	0	HILL	50.066	54	JAMISON	26.902	8	117	STAGG	1:17.047	1:17.323	0.276
9	69	RUSSO	50.170	69	RUSSO	26.979	9	69	RUSSO	1:17.149	1:17.680	0.531
10	43	WALKEY	50.213	25	DAY	27.020	10	72	LAWSON	1:17.184	1:17.441	0.257
11	81	MAY	50.215	168	ASHBY	27.047	11	43	WALKEY	1:17.598	1:17.598	0.000
12	72	LAWSON	50.310	117	STAGG	27.126	12	168	ASHBY	1:17.608	1:18.234	0.626
13	168	ASHBY	50.561	43	WALKEY	27.385	13	81	MAY	1:17.614	1:17.614	0.000
14	25	DAY	50.882	81	MAY	27.399	14	25	DAY	1:17.902	1:17.975	0.073
15	6	FIRTH	50.958	6	FIRTH	27.408	15	6	FIRTH	1:18.366	1:18.564	0.198
16	48	WALLIS	50.989	48	WALLIS	27.429	16	48	WALLIS	1:18.418	1:18.458	0.040
17	51	HOGARTH	51.127	51	HOGARTH	27.558	17	51	HOGARTH	1:18.685	1:19.023	0.338
18	38	HOWE	51.243	19	REGAN	27.589	18	38	HOWE	1:19.062	1:19.429	0.367
19	19	REGAN	51.977	58	LAWSON	27.737	19	19	REGAN	1:19.566	1:19.861	0.295
20	58	LAWSON	52.117	38	HOWE	27.819	20	58	LAWSON	1:19.854	1:19.957	0.103
21	46	DRAPER	52.646	46	DRAPER	28.021	21	46	DRAPER	1:20.667	1:20.996	0.329
22	994	HOWARD	52.679	994	HOWARD	28.137	22	994	HOWARD	1:20.816	1:20.816	0.000
23	90	STRILLOZZI	53.003	75	MAY	28.177	23	90	STRILLOZZI	1:21.527	1:22.292	0.765
24	75	MAY	53.395	744	ANDERSON	28.197	24	75	MAY	1:21.572	1:22.300	0.728
25	744	ANDERSON	53.737	103	GOFFORD	28.371	25	744	ANDERSON	1:21.934	1:22.535	0.601
26	103	GOFFORD	53.774	90	STRILLOZZI	28.524	26	103	GOFFORD	1:22.145	1:22.413	0.268
27	689	TREVEIL	55.357	689	TREVEIL	28.994	27	689	TREVEIL	1:24.351	1:24.621	0.270
28	138	JARMIN	55.367	138	JARMIN	29.494	28	138	JARMIN	1:24.861	1:25.196	0.335
29	171	GIBBS	56.936	171	GIBBS	30.453	29	171	GIBBS	1:27.389	1:27.389	0.000
30	17	HENLY	1:04.917	17	HENLY	33.905	30	17	HENLY	1:38.822	1:39.129	0.307

BMCRC - MRO Championships 2022 - Rnd 8 @ Donington Park National

BMCRC Thunderbike Sport & Extreme

RACE 12 - STATISTICS

Competitors Started 30
Planned Start 2022-09-03 @ 15:46:00.000
Actual Start 2022-09-03 @ 15:44:02.103
Finish Time 2022-09-03 @ 15:52:59.867
Track Length 1.9790mi.
Total Laps 203
Total Distance Covered 401.7506mi.

Session Fastest Lap History

NO	CL	NAME	LAP TIME	TIME OF DAY	LAP	VEHICLE
77	E	David MAY	1:16.557	15:46:38.728	2	Suzuki GSXR 750 K1
77	E	David MAY	1:15.998	15:49:11.403	4	Suzuki GSXR 750 K1

Session Leader History

NO	CL	NAME	FROM LAP	LAPS LED	DISTANCE	VEHICLE
77	E	David MAY	1	7	13.81 miles	Suzuki GSXR 750 K1

Flag History

TYPE	TIME OF DAY
GREEN	15:44:02.103
FINISH	15:52:59.867

Flag Statistics

TYPE	COUNT	TOTAL LAPS	TOTAL TIME
Green	1	7	10:48.690
Red	0	0	0.000
Safety Car	0	0	0.000
FCY	0	0	0.000

BMCRC - MRO Championships 2022 - Rnd 8 @ Donington Park National

BMCRC Thunderbike Sport & Extreme

RACE 12 - STATISTICS

CLASS : E

12 Starters

Fastest Lap History

NO	NAME	LAP TIME	TIME OF DAY	LAP	VEHICLE
77	David MAY	1:16.557	15:46:38.728	2	Suzuki GSXR 750 K1
77	David MAY	1:15.998	15:49:11.403	4	Suzuki GSXR 750 K1

Leader History

NO	NAME	FROM LAP	LAPS LED	DISTANCE	VEHICLE
77	David MAY	1	7	13.81 miles	Suzuki GSXR 750 K1

BMCRC - MRO Championships 2022 - Rnd 8 @ Donington Park National

BMCRC Thunderbike Sport & Extreme

RACE 12 - STATISTICS

CLASS :

15 Starters

Fastest Lap History

NO	NAME	LAP TIME	TIME OF DAY	LAP	VEHICLE
624	Matthew FEDRICK	1:16.752	15:47:16.605	2	Yamaha R6
624	Matthew FEDRICK	1:16.542	15:49:50.024	4	Yamaha R6

Leader History

NO	NAME	FROM LAP	LAPS LED	DISTANCE	VEHICLE
624	Matthew FEDRICK	1	7	13.81 miles	Yamaha R6

BMCRC - MRO Championships 2022 - Rnd 8 @ Donington Park National

BMCRC Thunderbike Sport & Extreme

RACE 12 - STATISTICS

CLASS : R

3 Starters

Fastest Lap History

NO	NAME	LAP TIME	TIME OF DAY	LAP	VEHICLE
72	Luke LAWSON	1:18.053	15:47:21.118	2	Yamaha R6
72	Luke LAWSON	1:17.441	15:48:38.559	3	Yamaha R6

Leader History

NO	NAME	FROM LAP	LAPS LED	DISTANCE	VEHICLE
72	Luke LAWSON	1	7	13.81 miles	Yamaha R6

BMCRC - MRO Championships 2022 - Rnd 8 @ Donington Park National



BMCRC Thunderbike Sport & Extreme

RACE 2 - GRID (10 Laps)

ROW 13	39	31	Ashley YEATS	38	116	Gareth FAITH	37	84	Ricardo BRANCO
ROW 12	36	17	Karie HENLY	35	138	Craig JARMIN	34	689	David TREVEIL
ROW 11	33	75	Stewart MAY	32	90	Marco STRILLOZZI	31	994	Adrian HOWARD
ROW 10	30	58	Mark LAWSON	29	19	Michael REGAN	28	48	Shaun WALLIS
ROW 9	27	25	Harrison DAY	26	69	Tony RUSSO	25	81	Malvern MAY
ROW 8	24	43	Colin WALKEY	23	72	Luke LAWSON	22	0	Jeremy HILL
ROW 7	21	54	Adam JAMISON	20	118	Darren CORKETT	19	624	Matthew FEDRICK
ROW 6	18			17			16		
ROW 5	15			14			13	101	Glen TRIPP
ROW 4	12	171	Daniel GIBBS	11	744	Gary ANDERSON	10	103	Craig GOFFORD
ROW 3	9	46	Adrian DRAPER	8	38	Andrew HOWE	7	51	Michael HOGARTH
ROW 2	6	6	Andrew FIRTH	5	168	Ian ASHBY	4	117	Raymond STAGG
ROW 1	3	28	David SPENCER	2	240	Andy SCANLON	1	77	David MAY
Pole									

Donington Park National: 1.9790 miles

These results are provisional until the conclusion of any judicial and technical matters.

Clerk Of Course :	Stewards :	Timekeeper : <i>Craig Smith</i>
-------------------	------------	------------------------------------

Results can be found at www.tsl-timing.com

Printed - 15:58 Saturday, 03 September 2022



BMCRC - MRO Championships 2022 - Rnd 8 @ Donington Park National



BMCRC Thunderbike Sport & Extreme

RACE 2 - CLASSIFICATION

POS	NO	CL	PIC NAME	ENTRY	LAPS	TIME	GAP	DIFF	MPH	BEST	ON
1	77	E	1 David MAY	Suzuki GSXR 750 K1 - ELP Racing	10	14:39.238			80.87	1:26.411	10
2	6	E	2 Andrew FIRTH	Yamaha YZF-R1 - LTRmotorcycles.co.uk / Palmer F	10	14:41.954	2.716	2.716	80.62	1:26.069	10
3	240	E	3 Andy SCANLON	Ducati 996 - hel, Continental, Dads wallet	10	15:13.650	34.412	31.696	77.83	1:29.588	10
4	168	E	4 Ian ASHBY	TRIUMPH 955i - Clive Wood Triumph	10	15:26.876	47.638	13.226	76.71	1:30.228	9
5	103	E	5 Craig GOFFORD	Yamaha R1 4XV - Guardian warm roofs, Meala Rac	10	15:38.728	59.490	11.852	75.75	1:30.626	9
6	54		1 Adam JAMISON	Yamaha R6 - Team AJR	10	15:41.012	1:01.774	2.284	75.56	1:26.331	9
7	25		2 Harrison DAY	Yamaha R6 -	10	15:43.570	1:04.332	2.558	75.36	1:26.888	10
8	51	E	6 Michael HOGARTH	Suzuki GSXR750 - WHR Racing	10	15:48.840	1:09.602	5.270	74.94	1:32.780	9
9	19		3 Michael REGAN	Yamaha YZF-R6 - North weald motorcycles	10	15:53.641	1:14.403	4.801	74.56	1:28.606	6
10	69		4 Tony RUSSO	Yamaha R6 - Wymark Lubricants	10	16:05.429	1:26.191	11.788	73.65	1:28.842	9
11	624		5 Matthew FEDRICK	Yamaha R6 - Matthew Fedrick farriers ltd/ Palmer Ra	10	16:07.069	1:27.831	1.640	73.53	1:29.014	9
12	75		6 Stewart MAY	Honda CBR600F3 - Powered by Bacon	10	16:07.360	1:28.122	0.291	73.50	1:28.842	9
13	994	R	1 Adrian HOWARD	Suzuki GSXR 600 -	9	14:39.847	1 Lap	1 Lap	72.72	1:30.215	9
14	118		7 Darren CORKETT	Suzuki GSXR 600 SRAD - Jackson & Phillips	9	14:44.123	1 Lap	4.276	72.37	1:27.509	9
15	81		8 Malvern MAY	Honda CBR600RR - IMP racing	9	14:52.738	1 Lap	8.615	71.67	1:31.229	8
16	48		9 Shaun WALLIS	Yamaha R6 - MBC Despatch Racing	9	14:56.250	1 Lap	3.512	71.39	1:32.022	7
17	689		10 David TREVEIL	Yamaha YZF-R6 -	8	15:10.852	2 Laps	1 Lap	62.42	1:46.075	8

NOT CLASSIFIED

DNF	116		Gareth FAITH	Suzuki SV650 - Sitramoto/Arktis	8	13:17.075	2 Laps		71.33	1:29.491	8
DNF	43		Colin WALKEY	Kawasaki ZX6R G2 - ELP Racing	3	5:23.606	7 Laps	5 Laps	65.62	1:29.550	3
DNF	90	R	Marco STRILLOZZI	Yamaha R6 - KLUAPP.COM	3	5:51.822	7 Laps	28.216	60.36	1:40.368	2
DNF	58		Mark LAWSON	Honda CBR - Crawfords metal detectors	2	4:25.426	8 Laps	1 Lap	53.17		
DNF	28	E	David SPENCER	Suzuki GSXR 600 - Paramount 26 Ltd	0						
DNF	117	E	Raymond STAGG	SUZUKI GSXR 750 -	0						

FASTEST LAP

6	E	Andrew FIRTH	Yamaha YZF-R1 - LTRmotorcycles.co.uk / Palmer F	10	1:26.069	82.77 mph	133.21 kph
54		Adam JAMISON	Yamaha R6 - Team AJR	9	1:26.331	82.52 mph	132.81 kph
994	R	Adrian HOWARD	Suzuki GSXR 600 -	9	1:30.215	78.97 mph	127.09 kph

Class E - 92.5% of Race Speed = 74.80 mph

Class - 92.5% of Race Speed = 69.89 mph

Class R - 92.5% of Race Speed = 67.26 mph

Weather / Track : Cloudy / Damp

These results are provisional until the conclusion of any judicial and technical matters.

Race Distance: 10 Laps / 19.79 miles

Donington Park National: 1.9790 miles

Date: 04/09/2022 Start: 09:50 Finish: 10:05

Clerk Of Course :

Stewards :

Timekeeper :

Craig Smith

Results can be found at www.tsl-timing.com

Printed - 10:07 Sunday, 04 September 2022



BMCRC - MRO Championships 2022 - Rnd 8 @ Donington Park National

BMCRC Thunderbike Sport & Extreme

RACE 2 - LAP CHART

LAP 1 @ 09:52:20.212

NO	BEHIND	LAP TIME
77		1:31.534
6	0.899	1:32.433
240	2.243	1:33.777
168	6.225	1:37.759
51	8.619	1:40.153
103	11.847	1:43.381
25	49.044	2:20.578
54	49.309	2:20.843
43	49.917	2:21.451
19	50.264	2:21.798
624	50.793	2:22.327
48	52.794	2:24.328
994	53.345	2:24.879
118	53.346	2:24.880
81	54.061	2:25.595
75	55.165	2:26.699
69	55.253	2:26.787
116	55.886	2:27.420
90	58.302	2:29.836
58	1:00.763	2:32.297
689	1:06.579	2:38.113

LAP 2 @ 09:53:50.296

NO	BEHIND	LAP TIME
6		1:29.185
77	0.175	1:30.259
240	2.712	1:30.553
168	9.042	1:32.901
51	13.541	1:35.006
103	17.827	1:36.064
25	51.667	1:32.707
54	52.086	1:32.861
43	52.438	1:32.605
19	52.641	1:32.461
624	53.685	1:32.976
994	55.248	1:31.987
48	57.733	1:35.023
81	58.589	1:34.612
69	59.309	1:34.140
75	59.670	1:34.589
118	1:00.386	1:37.124
116	1:00.413	1:34.611
90	1:08.586	1:40.368
58	1:23.808	1:53.129 P
689	1:24.254	1:47.759

LAP 3 @ 09:55:18.325

NO	BEHIND	LAP TIME
6		1:28.029
77	0.119	1:27.973
240	5.540	1:30.857
168	12.926	1:31.913
51	21.190	1:35.678
103	24.395	1:34.597
43	53.959	1:29.550
25	54.294	1:30.656
19	54.602	1:29.990
54	55.240	1:31.183
624	58.118	1:32.462
994	59.969	1:32.750
69	1:04.903	1:33.623
81	1:05.512	1:34.952

75	1:05.653	1:34.012
48	1:06.397	1:36.693
116	1:06.831	1:34.447
118	1:06.982	1:34.625
90	1:22.175	1:41.618

LAP 4 @ 09:56:46.838

NO	BEHIND	LAP TIME
6		1:28.513
77	0.088	1:28.482
240	9.675	1:32.648
689	1 Lap	1:47.361
168	16.898	1:32.485
51	27.070	1:34.393
103	27.993	1:32.111
25	56.168	1:30.387
19	57.348	1:31.259
54	57.569	1:30.842
624	1:02.283	1:32.678
994	1:03.985	1:32.529
69	1:08.196	1:31.806
75	1:10.968	1:33.828
81	1:11.872	1:34.873
118	1:12.636	1:34.167
116	1:13.406	1:35.088
48	1:13.808	1:35.924

LAP 5 @ 09:58:14.295

NO	BEHIND	LAP TIME
6		1:27.457
77	0.678	1:28.047
240	15.014	1:32.796
168	23.140	1:33.699
51	36.262	1:36.649
103	36.572	1:36.036
689	1 Lap	1:49.352
25	57.882	1:29.171
54	59.568	1:29.456
19	59.657	1:29.766
624	1:08.296	1:33.470
994	1:09.548	1:33.020
69	1:11.449	1:30.710
75	1:12.560	1:29.049
118	1:17.540	1:32.361
81	1:17.888	1:33.473
116	1:18.073	1:32.124
48	1:20.062	1:33.711

LAP 6 @ 09:59:41.205

NO	BEHIND	LAP TIME
6		1:26.910
77	0.261	1:26.493
240	19.840	1:31.736
168	28.254	1:32.024
103	42.697	1:33.035
51	43.747	1:34.395
689	1 Lap	1:46.428
25	59.563	1:28.591
54	1:00.780	1:28.122
19	1:01.353	1:28.606
624	1:13.749	1:32.363
994	1:14.207	1:31.569
69	1:14.763	1:30.224
75	1:15.692	1:30.042

118	1:22.549	1:31.919
116	1:24.092	1:32.929
81	1:25.088	1:34.110
48	1:25.740	1:32.588

LAP 7 @ 10:01:07.564

NO	BEHIND	LAP TIME
6		1:26.359
77	0.445	1:26.543
240	24.767	1:31.286
168	34.009	1:32.114
103	47.206	1:30.868
51	51.196	1:33.808
25	1:01.067	1:27.863
54	1:01.710	1:27.289
19	1:06.009	1:31.015
689	1 Lap	1:46.087
69	1:18.553	1:30.149
624	1:19.165	1:31.775
75	1:19.385	1:30.052
994	1:19.981	1:32.133
118	1:25.957	1:29.767

LAP 8 @ 10:02:34.318

NO	BEHIND	LAP TIME
6		1:26.754
77	0.416	1:26.725
116	1 Lap	1:30.965
81	1 Lap	1:31.696
48	1 Lap	1:32.022
240	28.384	1:30.371
168	39.308	1:32.053
103	51.152	1:30.700
51	57.404	1:32.962
54	1:02.132	1:27.176
25	1:02.911	1:28.598
19	1:09.279	1:30.024
69	1:21.744	1:29.945
624	1:22.671	1:30.260
75	1:22.955	1:30.324
994	1:23.992	1:30.765

LAP 9 @ 10:04:01.505

NO	BEHIND	LAP TIME
77		1:26.771
6	3.058	1:30.245
118	1 Lap	1:31.771
116	1 Lap	1:29.491
81	1 Lap	1:31.229
48	1 Lap	1:32.255
689	2 Laps	1:49.677
240	31.235	1:30.038
168	42.349	1:30.228
103	54.591	1:30.626
54	1:01.276	1:26.331
51	1:02.997	1:32.780
25	1:03.855	1:28.131
19	1:11.345	1:29.253
69	1:23.399	1:28.842
624	1:24.498	1:29.014
75	1:24.610	1:28.842

LAP 10 @ 10:05:27.916

NO	BEHIND	LAP TIME
77		1:26.411
994	1 Lap	1:30.215
6	2.716	1:26.069
118	1 Lap	1:27.509
81	1 Lap	1:32.198
48	1 Lap	1:33.706
689	2 Laps	1:46.075
240	34.412	1:29.588
168	47.638	1:31.700
103	59.490	1:31.310
54	1:01.774	1:26.909
25	1:04.332	1:26.888
51	1:09.602	1:33.016
19	1:14.403	1:29.469
69	1:26.191	1:29.203
624	1:27.831	1:29.744
75	1:28.122	1:29.923

BMCRC - MRO Championships 2022 - Rnd 8 @ Donington Park National

BMCRC Thunderbike Sport & Extreme

RACE 2 - SECTOR ANALYSIS



SECTOR 1 = FL to I1, SECTOR 2 = I1 to FL, DIFF = Difference To Personal Best Lap, P = Crossed Finish Line in Pit Lane, D = Time Disallowed

P1 77 E		David MAY		Suzuki GSXR 750 K1 - ELP Racing			
IDEAL LAP TIME : 1:26.353		BEST LAP TIME : 1:26.411		DIFFERENCE : 0.058			
LAP	SECTOR 1	SECTOR 2	LAP TIME	MPH	DIFF	TIME OF DAY	
1 -		31.009	1:31.534	77.83	5.123	09:52:20.212	
2 -	59.270	30.989	1:30.259	78.93	3.848	09:53:50.471	
3 -	57.916	30.057	1:27.973	80.98	1.562	09:55:18.444	
4 -	57.894	30.588	1:28.482	80.52	2.071	09:56:46.926	
5 -	58.263	29.784	1:28.047	80.91	1.636	09:58:14.973	
6 -	56.782	29.711	1:26.493 (2)	82.37	0.082	09:59:41.466	
7 -	56.830	29.713	1:26.543 (3)	82.32	0.132	10:01:08.009	
8 -	56.792	29.933	1:26.725	82.15	0.314	10:02:34.734	
9 -	57.200	29.571	1:26.771	82.10	0.360	10:04:01.505	
10 -	56.816	29.595	1:26.411 (1)	82.45		10:05:27.916	

P2 6 E		Andrew FIRTH		Yamaha YZF-R1 - LTRmotorcycles.co.uk / Palmer Race Skool /			
IDEAL LAP TIME : 1:26.068		BEST LAP TIME : 1:26.069		DIFFERENCE : 0.001			
LAP	SECTOR 1	SECTOR 2	LAP TIME	MPH	DIFF	TIME OF DAY	
1 -		31.046	1:32.433	77.07	6.364	09:52:21.111	
2 -	58.770	30.415	1:29.185	79.88	3.116	09:53:50.296	
3 -	57.648	30.381	1:28.029	80.93	1.960	09:55:18.325	
4 -	58.453	30.060	1:28.513	80.49	2.444	09:56:46.838	
5 -	57.769	29.688	1:27.457	81.46	1.388	09:58:14.295	
6 -	56.662	30.248	1:26.910	81.97	0.841	09:59:41.205	
7 -	56.461	29.898	1:26.359 (2)	82.50	0.290	10:01:07.564	
8 -	56.735	30.019	1:26.754 (3)	82.12	0.685	10:02:34.318	
9 -	58.884	31.361	1:30.245	78.94	4.176	10:04:04.563	
10 -	56.380	29.689	1:26.069 (1)	82.77		10:05:30.632	

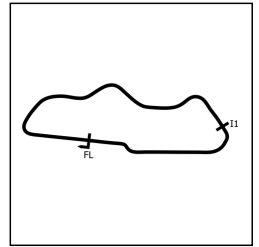
P3 240 E		Andy SCANLON		Ducati 996 - hel, Continental, Dads wallet			
IDEAL LAP TIME : 1:29.482		BEST LAP TIME : 1:29.588		DIFFERENCE : 0.106			
LAP	SECTOR 1	SECTOR 2	LAP TIME	MPH	DIFF	TIME OF DAY	
1 -		31.356	1:33.777	75.97	4.189	09:52:22.455	
2 -	59.397	31.156	1:30.553	78.67	0.965	09:53:53.008	
3 -	59.336	31.521	1:30.857	78.41	1.269	09:55:23.865	
4 -	1:00.431	32.217	1:32.648	76.90	3.060	09:56:56.513	
5 -	1:01.304	31.492	1:32.796	76.77	3.208	09:58:29.309	
6 -	1:00.120	31.616	1:31.736	77.66	2.148	10:00:01.045	
7 -	59.837	31.449	1:31.286	78.04	1.698	10:01:32.331	
8 -	59.401	30.970	1:30.371 (3)	78.83	0.783	10:03:02.702	
9 -	59.126	30.912	1:30.038 (2)	79.12	0.450	10:04:32.740	
10 -	58.570	31.018	1:29.588 (1)	79.52		10:06:02.328	

P4 168 E		Ian ASHBY		TRIUMPH 955I - Clive Wood Triumph			
IDEAL LAP TIME : 1:30.168		BEST LAP TIME : 1:30.228		DIFFERENCE : 0.060			
LAP	SECTOR 1	SECTOR 2	LAP TIME	MPH	DIFF	TIME OF DAY	
1 -		32.479	1:37.759	72.87	7.531	09:52:26.437	
2 -	1:01.035	31.866	1:32.901	76.69	2.673	09:53:59.338	
3 -	1:00.791	31.122	1:31.913 (3)	77.51	1.685	09:55:31.251	
4 -	1:00.563	31.922	1:32.485	77.03	2.257	09:57:03.736	
5 -	1:02.318	31.381	1:33.699	76.03	3.471	09:58:37.435	
6 -	1:00.381	31.643	1:32.024	77.42	1.796	10:00:09.459	
7 -	1:00.441	31.673	1:32.114	77.34	1.886	10:01:41.573	
8 -	1:00.465	31.588	1:32.053	77.39	1.825	10:03:13.626	
9 -	59.046	31.182	1:30.228 (1)	78.96		10:04:43.854	
10 -	59.581	32.119	1:31.700 (2)	77.69	1.472	10:06:15.554	

BMCRC - MRO Championships 2022 - Rnd 8 @ Donington Park National

BMCRC Thunderbike Sport & Extreme

RACE 2 - SECTOR ANALYSIS



SECTOR 1 = FL to I1, SECTOR 2 = I1 to FL, DIFF = Difference To Personal Best Lap, P = Crossed Finish Line in Pit Lane, D = Time Disallowed

P5 103 E		Craig GOFFORD		Yamaha R1 4XV - Guardian warm roofs, Meala Racing Develop			
IDEAL LAP TIME : 1:30.536		BEST LAP TIME : 1:30.626		DIFFERENCE : 0.090			
LAP	SECTOR 1	SECTOR 2	LAP TIME	MPH	DIFF	TIME OF DAY	
1 -		33.243	1:43.381	68.91	12.755	09:52:32.059	
2 -	1:03.504	32.560	1:36.064	74.16	5.438	09:54:08.123	
3 -	1:02.655	31.942	1:34.597	75.31	3.971	09:55:42.720	
4 -	1:00.514	31.597	1:32.111	77.34	1.485	09:57:14.831	
5 -	1:02.749	33.287	1:36.036	74.18	5.410	09:58:50.867	
6 -	1:01.607	31.428	1:33.035	76.58	2.409	10:00:23.902	
7 -	59.576	31.292	1:30.868 (3)	78.40	0.242	10:01:54.770	
8 -	59.655	31.045	1:30.700 (2)	78.55	0.074	10:03:25.470	
9 -	59.590	31.036	1:30.626 (1)	78.61		10:04:56.096	
10 -	59.500	31.810	1:31.310	78.02	0.684	10:06:27.406	

P6 54		Adam JAMISON		Yamaha R6 - Team AJR			
IDEAL LAP TIME : 1:25.921		BEST LAP TIME : 1:26.331		DIFFERENCE : 0.410			
LAP	SECTOR 1	SECTOR 2	LAP TIME	MPH	DIFF	TIME OF DAY	
1 -		32.501	2:20.843	50.58	54.512	09:53:09.521	
2 -	1:01.114	31.747	1:32.861	76.72	6.530	09:54:42.382	
3 -	59.965	31.218	1:31.183	78.13	4.852	09:56:13.565	
4 -	59.522	31.320	1:30.842	78.42	4.511	09:57:44.407	
5 -	58.887	30.569	1:29.456	79.64	3.125	09:59:13.863	
6 -	57.974	30.148	1:28.122	80.84	1.791	10:00:41.985	
7 -	57.308	29.981	1:27.289	81.62	0.958	10:02:09.274	
8 -	57.077	30.099	1:27.176 (3)	81.72	0.845	10:03:36.450	
9 -	55.940	30.391	1:26.331 (1)	82.52		10:05:02.781	
10 -	56.488	30.421	1:26.909 (2)	81.97	0.578	10:06:29.690	

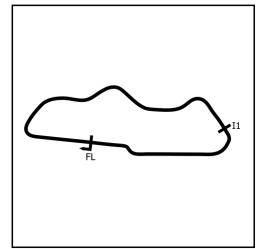
P7 25		Harrison DAY		Yamaha R6 -			
IDEAL LAP TIME : 1:26.810		BEST LAP TIME : 1:26.888		DIFFERENCE : 0.078			
LAP	SECTOR 1	SECTOR 2	LAP TIME	MPH	DIFF	TIME OF DAY	
1 -		32.556	2:20.578	50.68	53.690	09:53:09.256	
2 -	1:00.979	31.728	1:32.707	76.85	5.819	09:54:41.963	
3 -	59.354	31.302	1:30.656	78.58	3.768	09:56:12.619	
4 -	59.523	30.864	1:30.387	78.82	3.499	09:57:43.006	
5 -	58.289	30.882	1:29.171	79.89	2.283	09:59:12.177	
6 -	57.704	30.887	1:28.591	80.42	1.703	10:00:40.768	
7 -	57.709	30.154	1:27.863 (2)	81.08	0.975	10:02:08.631	
8 -	57.788	30.810	1:28.598	80.41	1.710	10:03:37.229	
9 -	57.699	30.432	1:28.131 (3)	80.84	1.243	10:05:05.360	
10 -	56.656	30.232	1:26.888 (1)	81.99		10:06:32.248	

P8 51 E		Michael HOGARTH		Suzuka GSXR750 - WHR Racing			
IDEAL LAP TIME : 1:32.449		BEST LAP TIME : 1:32.780		DIFFERENCE : 0.331			
LAP	SECTOR 1	SECTOR 2	LAP TIME	MPH	DIFF	TIME OF DAY	
1 -		33.719	1:40.153	71.13	7.373	09:52:28.831	
2 -	1:01.455	33.551	1:35.006	74.99	2.226	09:54:03.837	
3 -	1:01.654	34.024	1:35.678	74.46	2.898	09:55:39.515	
4 -	1:01.241	33.152	1:34.393	75.47	1.613	09:57:13.908	
5 -	1:03.067	33.582	1:36.649	73.71	3.869	09:58:50.557	
6 -	1:01.351	33.044	1:34.395	75.47	1.615	10:00:24.952	
7 -	1:00.760	33.048	1:33.808	75.94	1.028	10:01:58.760	
8 -	1:00.247	32.715	1:32.962 (2)	76.64	0.182	10:03:31.722	
9 -	1:00.310	32.470	1:32.780 (1)	76.79		10:05:04.502	
10 -	59.979	33.037	1:33.016 (3)	76.59	0.236	10:06:37.518	

BMCRC - MRO Championships 2022 - Rnd 8 @ Donington Park National

BMCRC Thunderbike Sport & Extreme

RACE 2 - SECTOR ANALYSIS



SECTOR 1 = FL to I1, SECTOR 2 = I1 to FL, DIFF = Difference To Personal Best Lap, P = Crossed Finish Line in Pit Lane, D = Time Disallowed

P9 19		Michael REGAN		Yamaha YZF-R6 - North weald motorcycles		
IDEAL LAP TIME : 1:27.904		BEST LAP TIME : 1:28.606		DIFFERENCE : 0.702		
LAP	SECTOR 1	SECTOR 2	LAP TIME	MPH	DIFF	TIME OF DAY
1 -		31.697	2:21.798	50.24	53.192	09:53:10.476
2 -	1:00.875	31.586	1:32.461	77.05	3.855	09:54:42.937
3 -	58.976	31.014	1:29.990	79.17	1.384	09:56:12.927
4 -	59.843	31.416	1:31.259	78.07	2.653	09:57:44.186
5 -	59.567	30.199	1:29.766	79.36	1.160	09:59:13.952
6 -	57.955	30.651	1:28.606 (1)	80.40		10:00:42.558
7 -	57.705	33.310	1:31.015	78.27	2.409	10:02:13.573
8 -	58.728	31.296	1:30.024	79.14	1.418	10:03:43.597
9 -	58.532	30.721	1:29.253 (2)	79.82	0.647	10:05:12.850
10 -	58.530	30.939	1:29.469 (3)	79.63	0.863	10:06:42.319

P10 69		Tony RUSSO		Yamaha R6 - Wymark Lubricants		
IDEAL LAP TIME : 1:28.824		BEST LAP TIME : 1:28.842		DIFFERENCE : 0.018		
LAP	SECTOR 1	SECTOR 2	LAP TIME	MPH	DIFF	TIME OF DAY
1 -		33.726	2:26.787	48.53	57.945	09:53:15.465
2 -	1:01.570	32.570	1:34.140	75.68	5.298	09:54:49.605
3 -	1:01.419	32.204	1:33.623	76.09	4.781	09:56:23.228
4 -	59.736	32.070	1:31.806	77.60	2.964	09:57:55.034
5 -	59.194	31.516	1:30.710	78.54	1.868	09:59:25.744
6 -	58.447	31.777	1:30.224	78.96	1.382	10:00:55.968
7 -	58.581	31.568	1:30.149	79.03	1.307	10:02:26.117
8 -	58.794	31.151	1:29.945 (3)	79.21	1.103	10:03:56.062
9 -	57.673	31.169	1:28.842 (1)	80.19		10:05:24.904
10 -	57.792	31.411	1:29.203 (2)	79.86	0.361	10:06:54.107

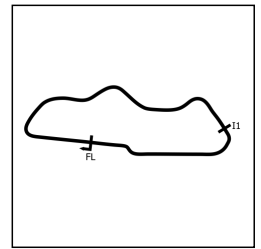
P11 624		Matthew FEDRICK		Yamaha R6 - Matthew Fedrick farriers ltd/ Palmer Race Skool		
IDEAL LAP TIME : 1:29.014		BEST LAP TIME : 1:29.014		DIFFERENCE : 0.000		
LAP	SECTOR 1	SECTOR 2	LAP TIME	MPH	DIFF	TIME OF DAY
1 -		32.603	2:22.327	50.05	53.313	09:53:11.005
2 -	1:00.897	32.079	1:32.976	76.62	3.962	09:54:43.981
3 -	1:00.388	32.074	1:32.462	77.05	3.448	09:56:16.443
4 -	1:00.728	31.950	1:32.678	76.87	3.664	09:57:49.121
5 -	1:00.971	32.499	1:33.470	76.22	4.456	09:59:22.591
6 -	1:00.533	31.830	1:32.363	77.13	3.349	10:00:54.954
7 -	59.843	31.932	1:31.775	77.63	2.761	10:02:26.729
8 -	59.053	31.207	1:30.260 (3)	78.93	1.246	10:03:56.989
9 -	57.949	31.065	1:29.014 (1)	80.03		10:05:26.003
10 -	58.135	31.609	1:29.744 (2)	79.38	0.730	10:06:55.747

P12 75		Stewart MAY		Honda CBR600F3 - Powered by Bacon		
IDEAL LAP TIME : 1:28.736		BEST LAP TIME : 1:28.842		DIFFERENCE : 0.106		
LAP	SECTOR 1	SECTOR 2	LAP TIME	MPH	DIFF	TIME OF DAY
1 -		34.063	2:26.699	48.56	57.857	09:53:15.377
2 -	1:02.181	32.408	1:34.589	75.32	5.747	09:54:49.966
3 -	1:02.160	31.852	1:34.012	75.78	5.170	09:56:23.978
4 -	1:01.594	32.234	1:33.828	75.93	4.986	09:57:57.806
5 -	58.139	30.910	1:29.049 (2)	80.00	0.207	09:59:26.855
6 -	58.920	31.122	1:30.042	79.12	1.200	10:00:56.897
7 -	58.686	31.366	1:30.052	79.11	1.210	10:02:26.949
8 -	59.410	30.914	1:30.324	78.87	1.482	10:03:57.273
9 -	58.245	30.597	1:28.842 (1)	80.19		10:05:26.115
10 -	58.572	31.351	1:29.923 (3)	79.23	1.081	10:06:56.038

BMCRC - MRO Championships 2022 - Rnd 8 @ Donington Park National

BMCRC Thunderbike Sport & Extreme

RACE 2 - SECTOR ANALYSIS



SECTOR 1 = FL to I1, SECTOR 2 = I1 to FL, DIFF = Difference To Personal Best Lap, P = Crossed Finish Line in Pit Lane, D = Time Disallowed

P13 994 R		Adrian HOWARD		Suzuki GSXR 600 -		
IDEAL LAP TIME : 1:29.952		BEST LAP TIME : 1:30.215		DIFFERENCE : 0.263		
LAP	SECTOR 1	SECTOR 2	LAP TIME	MPH	DIFF	TIME OF DAY
1 -		32.739	2:24.879	49.17	54.664	09:53:13.557
2 -	1:00.555	31.432	1:31.987	77.45	1.772	09:54:45.544
3 -	1:00.750	32.000	1:32.750	76.81	2.535	09:56:18.294
4 -	1:00.882	31.647	1:32.529	76.99	2.314	09:57:50.823
5 -	1:01.216	31.804	1:33.020	76.59	2.805	09:59:23.843
6 -	59.964	31.605	1:31.569 (3)	77.80	1.354	10:00:55.412
7 -	59.770	32.363	1:32.133	77.32	1.918	10:02:27.545
8 -	59.154	31.611	1:30.765 (2)	78.49	0.550	10:03:58.310
9 -	59.417	30.798	1:30.215 (1)	78.97		10:05:28.525

P14 118		Darren CORKETT		Suzuki GSXR 600 SRAD - Jackson & Phillips		
IDEAL LAP TIME : 1:27.509		BEST LAP TIME : 1:27.509		DIFFERENCE : 0.000		
LAP	SECTOR 1	SECTOR 2	LAP TIME	MPH	DIFF	TIME OF DAY
1 -		34.394	2:24.880	49.17	57.371	09:53:13.558
2 -	1:03.019	34.105	1:37.124	73.35	9.615	09:54:50.682
3 -	1:01.920	32.705	1:34.625	75.29	7.116	09:56:25.307
4 -	1:01.824	32.343	1:34.167	75.65	6.658	09:57:59.474
5 -	1:00.207	32.154	1:32.361	77.13	4.852	09:59:31.835
6 -	1:00.303	31.616	1:31.919	77.51	4.410	10:01:03.754
7 -	58.524	31.243	1:29.767 (2)	79.36	2.258	10:02:33.521
8 -	59.133	32.638	1:31.771 (3)	77.63	4.262	10:04:05.292
9 -	57.019	30.490	1:27.509 (1)	81.41		10:05:32.801

P15 81		Malvern MAY		Honda CBR600RR - IMP racing		
IDEAL LAP TIME : 1:30.621		BEST LAP TIME : 1:31.229		DIFFERENCE : 0.608		
LAP	SECTOR 1	SECTOR 2	LAP TIME	MPH	DIFF	TIME OF DAY
1 -		33.205	2:25.595	48.93	54.366	09:53:14.273
2 -	1:01.807	32.805	1:34.612	75.30	3.383	09:54:48.885
3 -	1:01.815	33.137	1:34.952	75.03	3.723	09:56:23.837
4 -	1:01.560	33.313	1:34.873	75.09	3.644	09:57:58.710
5 -	1:00.667	32.806	1:33.473	76.22	2.244	09:59:32.183
6 -	1:01.677	32.433	1:34.110	75.70	2.881	10:01:06.293
7 -	59.939	31.757	1:31.696 (2)	77.69	0.467	10:02:37.989
8 -	58.864	32.365	1:31.229 (1)	78.09		10:04:09.218
9 -	59.595	32.603	1:32.198 (3)	77.27	0.969	10:05:41.416

P16 48		Shaun WALLIS		Yamaha R6 - MBC Despatch Racing		
IDEAL LAP TIME : 1:31.663		BEST LAP TIME : 1:32.022		DIFFERENCE : 0.359		
LAP	SECTOR 1	SECTOR 2	LAP TIME	MPH	DIFF	TIME OF DAY
1 -		32.991	2:24.328	49.36	52.306	09:53:13.006
2 -	1:02.526	32.497	1:35.023	74.97	3.001	09:54:48.029
3 -	1:03.538	33.155	1:36.693	73.68	4.671	09:56:24.722
4 -	1:02.625	33.299	1:35.924	74.27	3.902	09:58:00.646
5 -	1:01.531	32.180	1:33.711	76.02	1.689	09:59:34.357
6 -	1:00.576	32.012	1:32.588 (3)	76.94	0.566	10:01:06.945
7 -	59.997	32.025	1:32.022 (1)	77.42		10:02:38.967
8 -	59.651	32.604	1:32.255 (2)	77.22	0.233	10:04:11.222
9 -	1:00.935	32.771	1:33.706	76.03	1.684	10:05:44.928

BMCRC - MRO Championships 2022 - Rnd 8 @ Donington Park National

BMCRC Thunderbike Sport & Extreme

RACE 2 - SECTOR ANALYSIS



SECTOR 1 = FL to I1, SECTOR 2 = I1 to FL, DIFF = Difference To Personal Best Lap, P = Crossed Finish Line in Pit Lane, D = Time Disallowed

P17 689		David TREVEIL		Yamaha YZF-R6 -		
IDEAL LAP TIME : 1:44.937		BEST LAP TIME : 1:46.075		DIFFERENCE : 1.138		
LAP	SECTOR 1	SECTOR 2	LAP TIME	MPH	DIFF	TIME OF DAY
1 -		37.379	2:38.113	45.06	52.038	09:53:26.791
2 -	1:11.126	36.633	1:47.759	66.11	1.684	09:55:14.550
3 -	1:11.174	36.187	1:47.361	66.36	1.286	09:57:01.911
4 -	1:12.717	36.635	1:49.352	65.15	3.277	09:58:51.263
5 -	1:10.070	36.358	1:46.428 (3)	66.94	0.353	10:00:37.691
6 -	1:09.544	36.543	1:46.087 (2)	67.15	0.012	10:02:23.778
7 -	1:11.978	37.699	1:49.677	64.96	3.602	10:04:13.455
8 -	1:08.750	37.325	1:46.075 (1)	67.16		10:05:59.530

P18 116		Gareth FAITH		Suzuki SV650 - Sitramoto/Arktis		
IDEAL LAP TIME : 1:28.663		BEST LAP TIME : 1:29.491		DIFFERENCE : 0.828		
LAP	SECTOR 1	SECTOR 2	LAP TIME	MPH	DIFF	TIME OF DAY
1 -		33.693	2:27.420	48.32	57.929	09:53:16.098
2 -	1:02.300	32.311	1:34.611	75.30	5.120	09:54:50.709
3 -	1:01.153	33.294	1:34.447	75.43	4.956	09:56:25.156
4 -	1:02.456	32.632	1:35.088	74.92	5.597	09:58:00.244
5 -	59.799	32.325	1:32.124 (3)	77.33	2.633	09:59:32.368
6 -	1:00.970	31.959	1:32.929	76.66	3.438	10:01:05.297
7 -	59.298	31.667	1:30.965 (2)	78.32	1.474	10:02:36.262
8 -	58.470	31.021	1:29.491 (1)	79.61		10:04:05.753

P19 43		Colin WALKEY		Kawasaki ZX6R G2 - ELP Racing		
IDEAL LAP TIME : 1:29.550		BEST LAP TIME : 1:29.550		DIFFERENCE : 0.000		
LAP	SECTOR 1	SECTOR 2	LAP TIME	MPH	DIFF	TIME OF DAY
1 -		32.650	2:21.451	50.36	51.901	09:53:10.129
2 -	1:00.688	31.917	1:32.605 (2)	76.93	3.055	09:54:42.734
3 -	58.427	31.123	1:29.550 (1)	79.56		09:56:12.284

P20 90 R		Marco STRILLOZZI		Yamaha R6 - KLUAPP.COM		
IDEAL LAP TIME : 1:39.992		BEST LAP TIME : 1:40.368		DIFFERENCE : 0.376		
LAP	SECTOR 1	SECTOR 2	LAP TIME	MPH	DIFF	TIME OF DAY
1 -		34.602	2:29.836	47.54	49.468	09:53:18.514
2 -	1:05.690	34.678	1:40.368 (1)	70.98		09:54:58.882
3 -	1:07.316	34.302	1:41.618 (2)	70.11	1.250	09:56:40.500

P21 58		Mark LAWSON		Honda CBR - Crawfords metal detectors		
IDEAL LAP TIME : 1:45.041		BEST LAP TIME :		DIFFERENCE :		
LAP	SECTOR 1	SECTOR 2	LAP TIME	MPH	DIFF	TIME OF DAY
1 -		35.307	2:32.297	46.78		09:53:20.975
2 -	1:09.734	IN PIT	1:53.129 P	62.97		09:55:14.104

BMCRC - MRO Championships 2022 - Rnd 8 @ Donington Park National

BMCRC Thunderbike Sport & Extreme

RACE 2 - BEST SECTORS

SECTOR 1			SECTOR 2			IDEAL / BEST COMPARISON						
POS	NO	NAME	TIME	NO	NAME	TIME	POS	NO	NAME	IDEAL	BEST	DIFF
1	54	JAMISON	55.940	77	MAY	29.571	1	54	JAMISON	1:25.921	1:26.331	0.410
2	6	FIRTH	56.380	6	FIRTH	29.688	2	6	FIRTH	1:26.068	1:26.069	0.001
3	25	DAY	56.656	54	JAMISON	29.981	3	77	MAY	1:26.353	1:26.411	0.058
4	77	MAY	56.782	25	DAY	30.154	4	25	DAY	1:26.810	1:26.888	0.078
5	118	CORKETT	57.019	19	REGAN	30.199	5	118	CORKETT	1:27.509	1:27.509	0.000
6	116	FAITH	57.642	118	CORKETT	30.490	6	19	REGAN	1:27.904	1:28.606	0.702
7	69	RUSSO	57.673	75	MAY	30.597	7	116	FAITH	1:28.663	1:29.491	0.828
8	19	REGAN	57.705	994	HOWARD	30.798	8	75	MAY	1:28.736	1:28.842	0.106
9	624	FEDRICK	57.949	240	SCANLON	30.912	9	69	RUSSO	1:28.824	1:28.842	0.018
10	75	MAY	58.139	116	FAITH	31.021	10	624	FEDRICK	1:29.014	1:29.014	0.000
11	43	WALKEY	58.427	103	GOFFORD	31.036	11	240	SCANLON	1:29.482	1:29.588	0.106
12	240	SCANLON	58.570	624	FEDRICK	31.065	12	43	WALKEY	1:29.550	1:29.550	0.000
13	81	MAY	58.864	168	ASHBY	31.122	13	994	HOWARD	1:29.952	1:30.215	0.263
14	168	ASHBY	59.046	43	WALKEY	31.123	14	168	ASHBY	1:30.168	1:30.228	0.060
15	994	HOWARD	59.154	69	RUSSO	31.151	15	103	GOFFORD	1:30.536	1:30.626	0.090
16	103	GOFFORD	59.500	81	MAY	31.757	16	81	MAY	1:30.621	1:31.229	0.608
17	48	WALLIS	59.651	48	WALLIS	32.012	17	48	WALLIS	1:31.663	1:32.022	0.359
18	51	HOGARTH	59.979	51	HOGARTH	32.470	18	51	HOGARTH	1:32.449	1:32.780	0.331
19	90	STRILLOZZI	1:05.690	90	STRILLOZZI	34.302	19	90	STRILLOZZI	1:39.992	1:40.368	0.376
20	689	TREVEIL	1:08.750	58	LAWSON	35.307	20	689	TREVEIL	1:44.937	1:46.075	1.138
21	58	LAWSON	1:09.734	689	TREVEIL	36.187	21	58	LAWSON	1:45.041		
22												
23												

BMCRC - MRO Championships 2022 - Rnd 8 @ Donington Park National

BMCRC Thunderbike Sport & Extreme

RACE 2 - STATISTICS

Competitors Started 22
Planned Start 2022-09-04 @ 09:35:00.000
Actual Start 2022-09-04 @ 09:50:48.677
Finish Time 2022-09-04 @ 10:05:27.915
Track Length 1.9790mi.
Total Laps 180
Total Distance Covered 356.2321mi.

Session Fastest Lap History

NO	CL	NAME	LAP TIME	TIME OF DAY	LAP	VEHICLE
6	E	Andrew FIRTH	1:29.185	09:53:50.301	2	Yamaha YZF-R1
6	E	Andrew FIRTH	1:28.029	09:55:18.329	3	Yamaha YZF-R1
77	E	David MAY	1:27.973	09:55:18.445	3	Suzuki GSXR 750 K1
6	E	Andrew FIRTH	1:27.457	09:58:14.300	5	Yamaha YZF-R1
6	E	Andrew FIRTH	1:26.910	09:59:41.210	6	Yamaha YZF-R1
77	E	David MAY	1:26.493	09:59:41.467	6	Suzuki GSXR 750 K1
6	E	Andrew FIRTH	1:26.359	10:01:07.568	7	Yamaha YZF-R1
54		Adam JAMISON	1:26.331	10:05:02.779	9	Yamaha R6
6	E	Andrew FIRTH	1:26.069	10:05:30.637	10	Yamaha YZF-R1

Session Leader History

NO	CL	NAME	FROM LAP	LAPS LED	DISTANCE	VEHICLE
77	E	David MAY	1	1	1.94 miles	Suzuki GSXR 750 K1
6	E	Andrew FIRTH	2	7	13.85 miles	Yamaha YZF-R1
77	E	David MAY	9	2	3.95 miles	Suzuki GSXR 750 K1

Flag History

TYPE	TIME OF DAY
GREEN	09:50:48.677
FINISH	10:05:27.915

Flag Statistics

TYPE	COUNT	TOTAL LAPS	TOTAL TIME
Green	1	10	16:17.449
Red	0	0	0.000
Safety Car	0	0	0.000
FCY	0	0	0.000

BMCRC - MRO Championships 2022 - Rnd 8 @ Donington Park National

BMCRC Thunderbike Sport & Extreme

RACE 2 - STATISTICS

CLASS : E

7 Starters

Fastest Lap History

NO	NAME	LAP TIME	TIME OF DAY	LAP	VEHICLE
6	Andrew FIRTH	1:29.185	09:53:50.301	2	Yamaha YZF-R1
6	Andrew FIRTH	1:28.029	09:55:18.329	3	Yamaha YZF-R1
77	David MAY	1:27.973	09:55:18.445	3	Suzuki GSXR 750 K1
6	Andrew FIRTH	1:27.457	09:58:14.300	5	Yamaha YZF-R1
6	Andrew FIRTH	1:26.910	09:59:41.210	6	Yamaha YZF-R1
77	David MAY	1:26.493	09:59:41.467	6	Suzuki GSXR 750 K1
6	Andrew FIRTH	1:26.359	10:01:07.568	7	Yamaha YZF-R1
6	Andrew FIRTH	1:26.069	10:05:30.637	10	Yamaha YZF-R1

Leader History

NO	NAME	FROM LAP	LAPS LED	DISTANCE	VEHICLE
77	David MAY	1	1	1.94 miles	Suzuki GSXR 750 K1
6	Andrew FIRTH	2	7	13.85 miles	Yamaha YZF-R1
77	David MAY	9	2	3.95 miles	Suzuki GSXR 750 K1

BMCRC - MRO Championships 2022 - Rnd 8 @ Donington Park National

BMCRC Thunderbike Sport & Extreme

RACE 2 - STATISTICS

CLASS :

13 Starters

Fastest Lap History

NO	NAME	LAP TIME	TIME OF DAY	LAP	VEHICLE
25	Harrison DAY	1:32.707	09:54:41.963	2	Yamaha R6
43	Colin WALKEY	1:32.605	09:54:42.732	2	Kawasaki ZX6R G2
19	Michael REGAN	1:32.461	09:54:42.941	2	Yamaha YZF-R6
43	Colin WALKEY	1:29.550	09:56:12.282	3	Kawasaki ZX6R G2
25	Harrison DAY	1:29.171	09:59:12.177	5	Yamaha R6
75	Stewart MAY	1:29.049	09:59:26.854	5	Honda CBR600F3
25	Harrison DAY	1:28.591	10:00:40.768	6	Yamaha R6
54	Adam JAMISON	1:28.122	10:00:41.983	6	Yamaha R6
25	Harrison DAY	1:27.863	10:02:08.631	7	Yamaha R6
54	Adam JAMISON	1:27.289	10:02:09.269	7	Yamaha R6
54	Adam JAMISON	1:27.176	10:03:36.449	8	Yamaha R6
54	Adam JAMISON	1:26.331	10:05:02.779	9	Yamaha R6

Leader History

NO	NAME	FROM LAP	LAPS LED	DISTANCE	VEHICLE
25	Harrison DAY	1	2	3.92 miles	Yamaha R6
43	Colin WALKEY	3	1	1.97 miles	Kawasaki ZX6R G2
25	Harrison DAY	4	4	7.91 miles	Yamaha R6
54	Adam JAMISON	8	3	5.93 miles	Yamaha R6

BMCRC - MRO Championships 2022 - Rnd 8 @ Donington Park National

BMCRC Thunderbike Sport & Extreme

RACE 2 - STATISTICS

CLASS : R

2 Starters

Fastest Lap History

NO	NAME	LAP TIME	TIME OF DAY	LAP	VEHICLE
994	Adrian HOWARD	1:31.987	09:54:45.539	2	Suzuki GSXR 600
994	Adrian HOWARD	1:31.569	10:00:55.409	6	Suzuki GSXR 600
994	Adrian HOWARD	1:30.765	10:03:58.304	8	Suzuki GSXR 600
994	Adrian HOWARD	1:30.215	10:05:28.522	9	Suzuki GSXR 600

Leader History

NO	NAME	FROM LAP	LAPS LED	DISTANCE	VEHICLE
994	Adrian HOWARD	1	9	17.77 miles	Suzuki GSXR 600

BMCRC - MRO Championships 2022 - Rnd 8 @ Donington Park National



BMCRC Thunderbike Sport & Extreme

RACE 12 - GRID (10 Laps)

ROW 13	39		38		37	31 Ashley YEATS
ROW 12	36	17 Karie HENLY	35	138 Craig JARMIN	34	72 Luke LAWSON
ROW 11	33	58 Mark LAWSON	32	689 David TREVEIL	31	90 Marco STRILLOZZI
ROW 10	30	48 Shaun WALLIS	29	81 Malvern MAY	28	994 Adrian HOWARD
ROW 9	27	43 Colin WALKEY	26	116 Gareth FAITH	25	624 Matthew FEDRICK
ROW 8	24	75 Stewart MAY	23	69 Tony RUSSO	22	19 Michael REGAN
ROW 7	21	118 Darren CORKETT	20	25 Harrison DAY	19	54 Adam JAMISON
ROW 6	18		17		16	
ROW 5	15		14		13	101 Glen TRIPP
ROW 4	12	171 Daniel GIBBS	11	744 Gary ANDERSON	10	46 Adrian DRAPER
ROW 3	9	38 Andrew HOWE	8	117 Raymond STAGG	7	28 David SPENCER
ROW 2	6	51 Michael HOGARTH	5	103 Craig GOFFORD	4	168 Ian ASHBY
ROW 1	3	240 Andy SCANLON	2	77 David MAY	1	6 Andrew FIRTH
Pole						

Donington Park National: 1.9790 miles

These results are provisional until the conclusion of any judicial and technical matters.

Clerk Of Course :	Stewards :	Timekeeper : <i>Craig Smith</i>
-------------------	------------	------------------------------------

Results can be found at www.tsl-timing.com

Printed - 10:11 Sunday, 04 September 2022



BMCRC - MRO Championships 2022 - Rnd 8 @ Donington Park National



BMCRC Thunderbike Sport & Extreme

RACE 12 - CLASSIFICATION

POS	NO	CL	PIC NAME	ENTRY	LAPS	TIME	GAP	DIFF	MPH	BEST	ON
1	77	E	1 David MAY	Suzuki GSXR 750 K1 - ELP Racing	10	12:48.267			92.55	1:16.004	3
2	240	E	2 Andy SCANLON	Ducati 996 - hel, Continental, Dads wallet	10	12:57.529	9.262	9.262	91.45	1:16.549	3
3	28	E	3 David SPENCER	Suzuki GSXR 600 - Paramount 26 Ltd	10	13:09.652	21.385	12.123	90.05	1:17.318	2
4	6	E	4 Andrew FIRTH	Yamaha YZF-R1 - LTRmotorcycles.co.uk / Palmer F	10	13:11.771	23.504	2.119	89.81	1:17.512	10
5	168	E	5 Ian ASHBY	TRIUMPH 955I - Clive Wood Triumph	10	13:17.814	29.547	6.043	89.13	1:17.815	4
6	38	E	6 Andrew HOWE	Kawasaki ZXR 750 - Finlay Howe Ltd	10	13:18.206	29.939	0.392	89.08	1:18.566	3
7	624		1 Matthew FEDRICK	Yamaha R6 - Matthew Fedrick farriers ltd/ Palmer R	10	13:31.677	43.410	13.471	87.60	1:16.731	8
8	54		2 Adam JAMISON	Yamaha R6 - Team AJR	10	13:31.822	43.555	0.145	87.59	1:16.660	9
9	51	E	7 Michael HOGARTH	Suzuki GSXR750 - WHR Racing	10	13:35.315	47.048	3.493	87.21	1:19.989	6
10	118		3 Darren CORKETT	Suzuki GSXR 600 SRAD - Jackson & Phillips	10	13:36.992	48.725	1.677	87.03	1:16.996	6
11	744	E	8 Gary ANDERSON	Honda 954RR - A&M MOT Services. Guildford	10	13:43.853	55.586	6.861	86.31	1:20.275	2
12	69		4 Tony RUSSO	Yamaha R6 - Wymark Lubricants	10	13:44.221	55.954	0.368	86.27	1:17.643	6
13	103	E	9 Craig GOFFORD	Yamaha R1 4XV - Guardian warm roofs, Meala Rac	10	13:46.414	58.147	2.193	86.04	1:20.397	8
14	43		5 Colin WALKLEY	Kawasaki ZX6R G2 - ELP Racing	10	13:46.487	58.220	0.073	86.03	1:17.973	8
15	48		6 Shaun WALLIS	Yamaha R6 - MBC Despatch Racing	10	13:52.364	1:04.097	5.877	85.43	1:17.940	9
16	81		7 Malvern MAY	Honda CBR600RR - IMP racing	10	13:54.402	1:06.135	2.038	85.22	1:18.040	9
17	46	E	10 Adrian DRAPER	Suzuki GSXR 750 - droopy racing uk	10	13:54.781	1:06.514	0.379	85.18	1:22.765	6
18	72	R	1 Luke LAWSON	Yamaha R6 - Bloom Valley Ltd - Farm Shop & Event	10	13:57.733	1:09.466	2.952	84.88	1:18.590	4
19	19		8 Michael REGAN	Yamaha YZF-R6 - North weald motorcycles	10	13:57.842	1:09.575	0.109	84.87	1:18.523	10
20	25		9 Harrison DAY	Yamaha R6 -	10	14:01.637	1:13.370	3.795	84.48	1:19.445	9
21	994	R	2 Adrian HOWARD	Suzuki GSXR 600 -	10	14:04.434	1:16.167	2.797	84.21	1:19.218	9
22	75		10 Stewart MAY	Honda CBR600F3 - Powered by Bacon	9	12:53.580	1 Lap	1 Lap	82.71	1:20.504	8
23	58		11 Mark LAWSON	Honda CBR - Crawfords metal detectors	9	12:55.866	1 Lap	2.286	82.46	1:21.056	8
24	101	E	11 Glen TRIPP	Honda CBR6/900RR - yaki too racing	9	12:56.821	1 Lap	0.955	82.36	1:25.234	4
25	138		12 Craig JARMIN	Suzuki SV650 - SK PreP	9	13:30.106	1 Lap	33.285	78.98	1:24.233	9
26	90	R	3 Marco STRILLOZZI	Yamaha R6 - KLUAPP.COM	9	13:37.076	1 Lap	6.970	78.31	1:24.046	8
27	689		13 David TREVEIL	Yamaha YZF-R6 -	9	13:38.197	1 Lap	1.121	78.20	1:24.989	8

FASTEST LAP

77	E	David MAY	Suzuki GSXR 750 K1 - ELP Racing	3	1:16.004	93.74 mph	150.86 kph
54		Adam JAMISON	Yamaha R6 - Team AJR	9	1:16.660	92.93 mph	149.56 kph
72	R	Luke LAWSON	Yamaha R6 - Bloom Valley Ltd - Farm Shop & Event	4	1:18.590	90.65 mph	145.89 kph

Class E - 92.5% of Race Speed = 85.60 mph

Class - 92.5% of Race Speed = 81.03 mph

Class R - 92.5% of Race Speed = 78.51 mph

Weather / Track : Cloudy / Dry

These results are provisional until the conclusion of any judicial and technical matters.

Race Distance: 10 Laps / 19.79 miles

Donington Park National: 1.9790 miles

Date: 04/09/2022 Start: 13:56 Finish: 14:09

Clerk Of Course :	Stewards :	Timekeeper : <i>Craig Smith</i>
-------------------	------------	------------------------------------

Results can be found at www.tsl-timing.com

Printed - 14:11 Sunday, 04 September 2022



BMCR - MRO Championships 2022 - Rnd 8 @ Donington Park National

BMCR Thunderbike Sport & Extreme

RACE 12 - LAP CHART

LAP 1 @ 13:57:41.033

NO	BEHIND	LAP TIME
77		1:18.787
240	0.103	1:18.890
28	2.173	1:20.960
168	2.587	1:21.374
51	4.126	1:22.913
6	4.130	1:22.917
38	4.610	1:23.397
744	4.913	1:23.700
46	6.188	1:24.975
103	9.929	1:28.716
101	11.243	1:30.030
54	37.962	1:56.749
118	37.966	1:56.754
624	38.412	1:57.199
25	39.431	1:58.218
43	39.627	1:58.414
19	39.877	1:58.664
69	40.460	1:59.247
81	40.878	1:59.665
48	41.188	1:59.975
58	42.193	2:00.980
72	42.368	2:01.155
75	42.844	2:01.631
994	43.773	2:02.560
138	45.908	2:04.695
90	49.084	2:07.871
689	50.323	2:09.110

LAP 2 @ 13:58:57.561

NO	BEHIND	LAP TIME
77		1:16.528
240	0.234	1:16.659
28	2.963	1:17.318
168	5.244	1:19.185
6	5.894	1:18.292
38	7.910	1:19.828
744	8.660	1:20.275
51	9.533	1:21.935
46	12.593	1:22.933
103	16.286	1:22.885
101	21.370	1:26.655
118	39.158	1:17.719
624	39.508	1:17.624
54	39.609	1:18.175
43	41.258	1:18.159
19	42.663	1:19.314
69	42.934	1:19.002
25	43.305	1:20.402
81	43.670	1:19.320
48	43.800	1:19.140
72	45.211	1:19.371
58	47.034	1:21.369
75	47.631	1:21.315
994	48.390	1:21.145
138	55.169	1:25.789
90	1:00.993	1:28.437
689	1:01.097	1:27.302

LAP 3 @ 14:00:13.565

NO	BEHIND	LAP TIME
77		1:16.004
240	0.779	1:16.549

28	7.779	1:20.820
168	8.837	1:19.597
6	9.115	1:19.225
38	10.472	1:18.566
744	12.972	1:20.316
51	14.406	1:20.877
46	20.283	1:23.694
103	22.435	1:22.153
101	32.476	1:27.110
624	40.812	1:17.308
118	41.197	1:18.043
54	41.215	1:17.610
43	44.260	1:19.006
69	46.227	1:19.297
19	46.632	1:19.973
25	46.947	1:19.646
81	47.430	1:19.764
48	47.681	1:19.885
72	48.972	1:19.765
58	52.824	1:21.794
994	53.811	1:21.425
75	53.975	1:22.348
138	1:05.165	1:26.000
689	1:12.599	1:27.506
90	1:13.323	1:28.334

LAP 4 @ 14:01:29.860

NO	BEHIND	LAP TIME
77		1:16.295
240	1.291	1:16.807
28	9.820	1:18.336
168	10.357	1:17.815
6	11.334	1:18.514
38	13.178	1:19.001
744	18.735	1:22.058
51	19.958	1:21.847
46	27.613	1:23.625
103	28.075	1:21.935
101	41.415	1:25.234
624	41.965	1:17.448
54	42.172	1:17.252
118	42.670	1:17.767
43	47.161	1:19.196
69	47.820	1:17.888
19	49.918	1:19.581
81	50.684	1:19.549
25	50.766	1:20.114
48	50.884	1:19.498
72	51.267	1:18.590
994	58.220	1:20.704
58	58.430	1:21.901
75	58.976	1:21.296
138	1:14.318	1:25.448

LAP 5 @ 14:02:47.850

NO	BEHIND	LAP TIME
77		1:17.990
240	0.638	1:17.337
689	1 Lap	1:26.348
90	1 Lap	1:27.790
28	10.042	1:18.212
168	10.375	1:18.008
6	11.759	1:18.415
38	15.036	1:19.848
51	24.542	1:22.574

744	24.859	1:24.114
103	33.096	1:23.011
46	33.463	1:23.840
624	41.361	1:17.386
54	41.618	1:17.436
118	42.322	1:17.642
69	47.889	1:18.059
43	48.050	1:18.879
101	49.015	1:25.590
19	51.010	1:19.082
81	51.598	1:18.904
48	51.721	1:18.827
72	52.344	1:19.067
25	52.716	1:19.940
994	59.721	1:19.491
75	1:02.529	1:21.543
58	1:02.632	1:22.192

LAP 6 @ 14:04:04.291

NO	BEHIND	LAP TIME
77		1:16.441
240	2.376	1:18.179
138	1 Lap	1:26.268
28	13.682	1:20.081
689	1 Lap	1:25.670
168	14.580	1:20.646
6	15.732	1:20.414
90	1 Lap	1:26.201
38	18.171	1:19.576
51	28.090	1:19.989
744	30.295	1:21.877
103	38.420	1:21.765
46	39.787	1:22.765
624	41.961	1:17.041
54	42.139	1:16.962
118	42.877	1:16.996
69	49.091	1:17.643
43	50.398	1:18.789
19	54.734	1:20.165
48	55.271	1:19.991
72	55.463	1:19.560
81	56.515	1:21.358
25	57.225	1:20.950
101	58.188	1:25.614
994	1:02.985	1:19.705
75	1:06.749	1:20.661
58	1:07.638	1:21.447

LAP 7 @ 14:05:20.546

NO	BEHIND	LAP TIME
77		1:16.255
240	4.299	1:18.178
138	1 Lap	1:25.790
28	16.881	1:19.454
168	17.861	1:19.536
6	19.147	1:19.670
38	21.558	1:19.642
689	1 Lap	1:26.493
90	1 Lap	1:25.210
51	32.170	1:20.335
744	37.035	1:22.995
624	43.058	1:17.352
54	43.219	1:17.335
118	44.666	1:18.044
103	45.430	1:23.265

46	46.507	1:22.975
69	50.836	1:18.000
43	52.821	1:18.678
48	58.582	1:19.566
72	58.904	1:19.696
81	59.413	1:19.153
19	1:01.263	1:22.784
25	1:01.522	1:20.552
994	1:07.134	1:20.404
101	1:07.900	1:25.967
75	1:11.361	1:20.867
58	1:12.843	1:21.460

LAP 8 @ 14:06:36.996

NO	BEHIND	LAP TIME
77		1:16.450
240	6.162	1:18.313
28	18.907	1:18.476
6	21.544	1:18.847
168	21.734	1:20.323
38	23.824	1:18.716
138	1 Lap	1:25.724
689	1 Lap	1:25.233
90	1 Lap	1:24.523
51	36.489	1:20.769
624	43.339	1:16.731
54	43.644	1:16.875
744	44.358	1:23.773
118	45.649	1:17.433
103	49.377	1:20.397
69	52.421	1:18.035
46	53.136	1:23.079
43	54.344	1:17.973
48	1:00.650	1:18.518
81	1:01.226	1:18.263
72	1:01.299	1:18.845
19	1:05.227	1:20.414
25	1:05.446	1:20.374
994	1:10.533	1:19.849
75	1:15.415	1:20.504

LAP 9 @ 14:07:53.628

NO	BEHIND	LAP TIME
77		1:16.632
101	1 Lap	1:25.344
58	1 Lap	1:21.056
240	7.847	1:18.317
28	20.629	1:18.354
6	22.877	1:17.965
168	25.983	1:20.881
38	26.340	1:19.148
138	1 Lap	1:26.159
90	1 Lap	1:24.046
689	1 Lap	1:24.989
51	41.380	1:21.523
624	43.488	1:16.781
54	43.672	1:16.660
118	46.606	1:17.589
744	51.374	1:23.648
69	53.773	1:17.984
103	54.221	1:21.476
43	56.382	1:18.670
46	59.904	1:23.400
48	1:01.958	1:17.940
81	1:02.634	1:18.040

LAP 10 @ 14:09:10.513

NO	BEHIND	LAP TIME
77		1:16.885
75	1 Lap	1:23.415
58	1 Lap	1:23.667
101	1 Lap	1:25.277
240	9.262	1:18.300
28	21.385	1:17.641
6	23.504	1:17.512
168	29.547	1:20.449
38	29.939	1:20.484
138	1 Lap	1:24.233
624	43.410	1:16.807
54	43.555	1:16.768
51	47.048	1:22.553
118	48.725	1:19.004
90	1 Lap	1:24.664
689	1 Lap	1:25.546
744	55.586	1:21.097
69	55.954	1:19.066
103	58.147	1:20.811
43	58.220	1:18.723
48	1:04.097	1:19.024
81	1:06.135	1:20.386
46	1:06.514	1:23.495
72	1:09.466	1:19.495
19	1:09.575	1:18.523
25	1:13.370	1:21.996
994	1:16.167	1:19.933

BMCRC - MRO Championships 2022 - Rnd 8 @ Donington Park National

BMCRC Thunderbike Sport & Extreme

RACE 12 - SECTOR ANALYSIS



SECTOR 1 = FL to I1, SECTOR 2 = I1 to FL, DIFF = Difference To Personal Best Lap, P = Crossed Finish Line in Pit Lane, D = Time Disallowed

P1 77 E		David MAY		Suzuki GSXR 750 K1 - ELP Racing			
IDEAL LAP TIME : 1:16.004		BEST LAP TIME : 1:16.004		DIFFERENCE : 0.000			
LAP	SECTOR 1	SECTOR 2	LAP TIME	MPH	DIFF	TIME OF DAY	
1 -		26.662	1:18.787	90.42	2.783	13:57:41.033	
2 -	49.846	26.682	1:16.528	93.09	0.524	13:58:57.561	
3 -	49.611	26.393	1:16.004 (1)	93.74		14:00:13.565	
4 -	49.709	26.586	1:16.295 (3)	93.38	0.291	14:01:29.860	
5 -	51.532	26.458	1:17.990	91.35	1.986	14:02:47.850	
6 -	50.021	26.420	1:16.441	93.20	0.437	14:04:04.291	
7 -	49.781	26.474	1:16.255 (2)	93.43	0.251	14:05:20.546	
8 -	49.901	26.549	1:16.450	93.19	0.446	14:06:36.996	
9 -	49.631	27.001	1:16.632	92.97	0.628	14:07:53.628	
10 -	50.348	26.537	1:16.885	92.66	0.881	14:09:10.513	

P2 240 E		Andy SCANLON		Ducati 996 - hel, Continental, Dads wallet			
IDEAL LAP TIME :		BEST LAP TIME : 1:16.549		DIFFERENCE :			
LAP	SECTOR 1	SECTOR 2	LAP TIME	MPH	DIFF	TIME OF DAY	
1 -			1:18.890	90.31	2.341	13:57:41.136	
2 -			1:16.659 (2)	92.93	0.110	13:58:57.795	
3 -			1:16.549 (1)	93.07		14:00:14.344	
4 -			1:16.807 (3)	92.76	0.258	14:01:31.151	
5 -			1:17.337	92.12	0.788	14:02:48.488	
6 -			1:18.179	91.13	1.630	14:04:06.667	
7 -			1:18.178	91.13	1.629	14:05:24.845	
8 -			1:18.313	90.97	1.764	14:06:43.158	
9 -			1:18.317	90.97	1.768	14:08:01.475	
10 -			1:18.300	90.99	1.751	14:09:19.775	

P3 28 E		David SPENCER		Suzuki GSXR 600 - Paramount 26 Ltd			
IDEAL LAP TIME : 1:17.318		BEST LAP TIME : 1:17.318		DIFFERENCE : 0.000			
LAP	SECTOR 1	SECTOR 2	LAP TIME	MPH	DIFF	TIME OF DAY	
1 -		27.319	1:20.960	88.00	3.642	13:57:43.206	
2 -	50.177	27.141	1:17.318 (1)	92.14		13:59:00.524	
3 -	53.496	27.324	1:20.820	88.15	3.502	14:00:21.344	
4 -	51.079	27.257	1:18.336	90.94	1.018	14:01:39.680	
5 -	50.927	27.285	1:18.212 (3)	91.09	0.894	14:02:57.892	
6 -	52.332	27.749	1:20.081	88.96	2.763	14:04:17.973	
7 -	51.263	28.191	1:19.454	89.67	2.136	14:05:37.427	
8 -	51.153	27.323	1:18.476	90.78	1.158	14:06:55.903	
9 -	51.019	27.335	1:18.354	90.92	1.036	14:08:14.257	
10 -	50.355	27.286	1:17.641 (2)	91.76	0.323	14:09:31.898	

P4 6 E		Andrew FIRTH		Yamaha YZF-R1 - LTRmotorcycles.co.uk / Palmer Race Skool /			
IDEAL LAP TIME : 1:17.353		BEST LAP TIME : 1:17.512		DIFFERENCE : 0.159			
LAP	SECTOR 1	SECTOR 2	LAP TIME	MPH	DIFF	TIME OF DAY	
1 -		28.519	1:22.917	85.92	5.405	13:57:45.163	
2 -	51.097	27.195	1:18.292 (3)	91.00	0.780	13:59:03.455	
3 -	51.345	27.880	1:19.225	89.92	1.713	14:00:22.680	
4 -	51.192	27.322	1:18.514	90.74	1.002	14:01:41.194	
5 -	51.126	27.289	1:18.415	90.85	0.903	14:02:59.609	
6 -	51.076	29.338	1:20.414	88.59	2.902	14:04:20.023	
7 -	51.302	28.368	1:19.670	89.42	2.158	14:05:39.693	
8 -	51.328	27.519	1:18.847	90.36	1.335	14:06:58.540	
9 -	50.528	27.437	1:17.965 (2)	91.38	0.453	14:08:16.505	
10 -	50.158	27.354	1:17.512 (1)	91.91		14:09:34.017	

BMCRC - MRO Championships 2022 - Rnd 8 @ Donington Park National

BMCRC Thunderbike Sport & Extreme

RACE 12 - SECTOR ANALYSIS



SECTOR 1 = FL to I1, SECTOR 2 = I1 to FL, DIFF = Difference To Personal Best Lap, P = Crossed Finish Line in Pit Lane, D = Time Disallowed

P5 168 E		Ian ASHBY		TRIUMPH 955I - Clive Wood Triumph			
IDEAL LAP TIME : 1:17.815		BEST LAP TIME : 1:17.815		DIFFERENCE : 0.000			
LAP	SECTOR 1	SECTOR 2	LAP TIME	MPH	DIFF	TIME OF DAY	
1 -		27.937	1:21.374	87.55	3.559	13:57:43.620	
2 -	51.684	27.501	1:19.185 (3)	89.97	1.370	13:59:02.805	
3 -	51.399	28.198	1:19.597	89.50	1.782	14:00:22.402	
4 -	50.764	27.051	1:17.815 (1)	91.55		14:01:40.217	
5 -	50.923	27.085	1:18.008 (2)	91.33	0.193	14:02:58.225	
6 -	52.350	28.296	1:20.646	88.34	2.831	14:04:18.871	
7 -	52.154	27.382	1:19.536	89.57	1.721	14:05:38.407	
8 -	52.123	28.200	1:20.323	88.69	2.508	14:06:58.730	
9 -	53.214	27.667	1:20.881	88.08	3.066	14:08:19.611	
10 -	53.005	27.444	1:20.449	88.56	2.634	14:09:40.060	

P6 38 E		Andrew HOWE		Kawasaki ZXR 750 - Finlay Howe Ltd			
IDEAL LAP TIME : 1:18.263		BEST LAP TIME : 1:18.566		DIFFERENCE : 0.303			
LAP	SECTOR 1	SECTOR 2	LAP TIME	MPH	DIFF	TIME OF DAY	
1 -		28.489	1:23.397	85.42	4.831	13:57:45.643	
2 -	51.724	28.104	1:19.828	89.24	1.262	13:59:05.471	
3 -	51.058	27.508	1:18.566 (1)	90.68		14:00:24.037	
4 -	51.190	27.811	1:19.001 (3)	90.18	0.435	14:01:43.038	
5 -	51.795	28.053	1:19.848	89.22	1.282	14:03:02.886	
6 -	51.846	27.730	1:19.576	89.53	1.010	14:04:22.462	
7 -	51.622	28.020	1:19.642	89.45	1.076	14:05:42.104	
8 -	50.875	27.841	1:18.716 (2)	90.51	0.150	14:07:00.820	
9 -	51.760	27.388	1:19.148	90.01	0.582	14:08:19.968	
10 -	52.224	28.260	1:20.484	88.52	1.918	14:09:40.452	

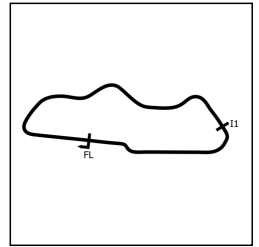
P7 624		Matthew FEDRICK		Yamaha R6 - Matthew Fedrick farriers ltd/ Palmer Race Skool			
IDEAL LAP TIME : 1:16.660		BEST LAP TIME : 1:16.731		DIFFERENCE : 0.071			
LAP	SECTOR 1	SECTOR 2	LAP TIME	MPH	DIFF	TIME OF DAY	
1 -		27.159	1:57.199	60.79	40.468	13:58:19.445	
2 -	50.690	26.934	1:17.624	91.78	0.893	13:59:37.069	
3 -	50.201	27.107	1:17.308	92.15	0.577	14:00:54.377	
4 -	50.185	27.263	1:17.448	91.99	0.717	14:02:11.825	
5 -	50.505	26.881	1:17.386	92.06	0.655	14:03:29.211	
6 -	50.020	27.021	1:17.041	92.47	0.310	14:04:46.252	
7 -	50.364	26.988	1:17.352	92.10	0.621	14:06:03.604	
8 -	49.779	26.952	1:16.731 (1)	92.85		14:07:20.335	
9 -	49.860	26.921	1:16.781 (2)	92.79	0.050	14:08:37.116	
10 -	49.794	27.013	1:16.807 (3)	92.76	0.076	14:09:53.923	

P8 54		Adam JAMISON		Yamaha R6 - Team AJR			
IDEAL LAP TIME : 1:16.643		BEST LAP TIME : 1:16.660		DIFFERENCE : 0.017			
LAP	SECTOR 1	SECTOR 2	LAP TIME	MPH	DIFF	TIME OF DAY	
1 -		27.320	1:56.749	61.02	40.089	13:58:18.995	
2 -	50.825	27.350	1:18.175	91.13	1.515	13:59:37.170	
3 -	50.279	27.331	1:17.610	91.80	0.950	14:00:54.780	
4 -	49.931	27.321	1:17.252	92.22	0.592	14:02:12.032	
5 -	50.438	26.998	1:17.436	92.00	0.776	14:03:29.468	
6 -	49.936	27.026	1:16.962	92.57	0.302	14:04:46.430	
7 -	50.387	26.948	1:17.335	92.12	0.675	14:06:03.765	
8 -	49.814	27.061	1:16.875 (3)	92.67	0.215	14:07:20.640	
9 -	49.776	26.884	1:16.660 (1)	92.93		14:08:37.300	
10 -	49.759	27.009	1:16.768 (2)	92.80	0.108	14:09:54.068	

BMCRC - MRO Championships 2022 - Rnd 8 @ Donington Park National

BMCRC Thunderbike Sport & Extreme

RACE 12 - SECTOR ANALYSIS



SECTOR 1 = FL to I1, SECTOR 2 = I1 to FL, DIFF = Difference To Personal Best Lap, P = Crossed Finish Line in Pit Lane, D = Time Disallowed

P9 51 E		Michael HOGARTH		Suzuki GSXR750 - WHR Racing		
IDEAL LAP TIME : 1:19.851		BEST LAP TIME : 1:19.989		DIFFERENCE : 0.138		
LAP	SECTOR 1	SECTOR 2	LAP TIME	MPH	DIFF	TIME OF DAY
1 -		28.798	1:22.913	85.92	2.924	13:57:45.159
2 -	53.660	28.275	1:21.935	86.95	1.946	13:59:07.094
3 -	52.362	28.515	1:20.877	88.09	0.888	14:00:27.971
4 -	53.499	28.348	1:21.847	87.04	1.858	14:01:49.818
5 -	53.639	28.935	1:22.574	86.28	2.585	14:03:12.392
6 -	51.914	28.075	1:19.989 (1)	89.07		14:04:32.381
7 -	51.776	28.559	1:20.335 (2)	88.68	0.346	14:05:52.716
8 -	52.136	28.633	1:20.769 (3)	88.21	0.780	14:07:13.485
9 -	52.954	28.569	1:21.523	87.39	1.534	14:08:35.008
10 -	53.966	28.587	1:22.553	86.30	2.564	14:09:57.561

P10 118		Darren CORKETT		Suzuki GSXR 600 SRAD - Jackson & Phillips		
IDEAL LAP TIME :		BEST LAP TIME : 1:16.996		DIFFERENCE :		
LAP	SECTOR 1	SECTOR 2	LAP TIME	MPH	DIFF	TIME OF DAY
1 -			1:56.754	61.02	39.758	13:58:18.999
2 -			1:17.719	91.67	0.723	13:59:36.719
3 -			1:18.043	91.29	1.047	14:00:54.762
4 -			1:17.767	91.61	0.771	14:02:12.530
5 -			1:17.642	91.76	0.646	14:03:30.172
6 -			1:16.996 (1)	92.53		14:04:47.168
7 -			1:18.044	91.29	1.048	14:06:05.212
8 -			1:17.433 (2)	92.01	0.437	14:07:22.645
9 -			1:17.589 (3)	91.82	0.593	14:08:40.234
10 -			1:19.004	90.18	2.008	14:09:59.238

P11 744 E		Gary ANDERSON		Honda 954RR - A&M MOT Services. Guildford		
IDEAL LAP TIME : 1:20.275		BEST LAP TIME : 1:20.275		DIFFERENCE : 0.000		
LAP	SECTOR 1	SECTOR 2	LAP TIME	MPH	DIFF	TIME OF DAY
1 -		28.385	1:23.700	85.12	3.425	13:57:45.946
2 -	52.438	27.837	1:20.275 (1)	88.75		13:59:06.221
3 -	52.440	27.876	1:20.316 (2)	88.70	0.041	14:00:26.537
4 -	53.839	28.219	1:22.058	86.82	1.783	14:01:48.595
5 -	55.125	28.989	1:24.114	84.70	3.839	14:03:12.709
6 -	53.092	28.785	1:21.877	87.01	1.602	14:04:34.586
7 -	53.972	29.023	1:22.995	85.84	2.720	14:05:57.581
8 -	54.588	29.185	1:23.773	85.04	3.498	14:07:21.354
9 -	54.952	28.696	1:23.648	85.17	3.373	14:08:45.002
10 -	52.547	28.550	1:21.097 (3)	87.85	0.822	14:10:06.099

P12 69		Tony RUSSO		Yamaha R6 - Wymark Lubricants		
IDEAL LAP TIME : 1:17.643		BEST LAP TIME : 1:17.643		DIFFERENCE : 0.000		
LAP	SECTOR 1	SECTOR 2	LAP TIME	MPH	DIFF	TIME OF DAY
1 -		27.762	1:59.247	59.74	41.604	13:58:21.493
2 -	51.374	27.628	1:19.002	90.18	1.359	13:59:40.495
3 -	51.733	27.564	1:19.297	89.84	1.654	14:00:59.792
4 -	50.506	27.382	1:17.888 (2)	91.47	0.245	14:02:17.680
5 -	50.748	27.311	1:18.059	91.27	0.416	14:03:35.739
6 -	50.373	27.270	1:17.643 (1)	91.76		14:04:53.382
7 -	50.444	27.556	1:18.000	91.34	0.357	14:06:11.382
8 -	50.505	27.530	1:18.035	91.30	0.392	14:07:29.417
9 -	50.431	27.553	1:17.984 (3)	91.36	0.341	14:08:47.401
10 -	50.682	28.384	1:19.066	90.11	1.423	14:10:06.467

BMCRC - MRO Championships 2022 - Rnd 8 @ Donington Park National

BMCRC Thunderbike Sport & Extreme

RACE 12 - SECTOR ANALYSIS



SECTOR 1 = FL to I1, SECTOR 2 = I1 to FL, DIFF = Difference To Personal Best Lap, P = Crossed Finish Line in Pit Lane, D = Time Disallowed

P13 103 E		Craig GOFFORD		Yamaha R1 4XV - Guardian warm roofs, Meala Racing Develop			
IDEAL LAP TIME : 1:20.397		BEST LAP TIME : 1:20.397		DIFFERENCE : 0.000			
LAP	SECTOR 1	SECTOR 2	LAP TIME	MPH	DIFF	TIME OF DAY	
1 -		28.987	1:28.716	80.30	8.319	13:57:50.962	
2 -	54.163	28.722	1:22.885	85.95	2.488	13:59:13.847	
3 -	53.574	28.579	1:22.153	86.72	1.756	14:00:36.000	
4 -	53.514	28.421	1:21.935	86.95	1.538	14:01:57.935	
5 -	54.561	28.450	1:23.011	85.82	2.614	14:03:20.946	
6 -	53.381	28.384	1:21.765	87.13	1.368	14:04:42.711	
7 -	54.930	28.335	1:23.265	85.56	2.868	14:06:05.976	
8 -	52.273	28.124	1:20.397 (1)	88.61		14:07:26.373	
9 -	52.914	28.562	1:21.476 (3)	87.44	1.079	14:08:47.849	
10 -	52.594	28.217	1:20.811 (2)	88.16	0.414	14:10:08.660	

P14 43		Colin WALKEY		Kawasaki ZX6R G2 - ELP Racing			
IDEAL LAP TIME : 1:17.914		BEST LAP TIME : 1:17.973		DIFFERENCE : 0.059			
LAP	SECTOR 1	SECTOR 2	LAP TIME	MPH	DIFF	TIME OF DAY	
1 -		27.657	1:58.414	60.16	40.441	13:58:20.660	
2 -	50.608	27.551	1:18.159 (2)	91.15	0.186	13:59:38.819	
3 -	51.223	27.783	1:19.006	90.17	1.033	14:00:57.825	
4 -	51.233	27.963	1:19.196	89.96	1.223	14:02:17.021	
5 -	51.007	27.872	1:18.879	90.32	0.906	14:03:35.900	
6 -	50.866	27.923	1:18.789	90.42	0.816	14:04:54.689	
7 -	50.943	27.735	1:18.678	90.55	0.705	14:06:13.367	
8 -	50.667	27.306	1:17.973 (1)	91.37		14:07:31.340	
9 -	51.199	27.471	1:18.670 (3)	90.56	0.697	14:08:50.010	
10 -	50.622	28.101	1:18.723	90.50	0.750	14:10:08.733	

P15 48		Shaun WALLIS		Yamaha R6 - MBC Despatch Racing			
IDEAL LAP TIME : 1:17.940		BEST LAP TIME : 1:17.940		DIFFERENCE : 0.000			
LAP	SECTOR 1	SECTOR 2	LAP TIME	MPH	DIFF	TIME OF DAY	
1 -		27.552	1:59.975	59.38	42.035	13:58:22.221	
2 -	51.411	27.729	1:19.140	90.02	1.200	13:59:41.361	
3 -	52.212	27.673	1:19.885	89.18	1.945	14:01:01.246	
4 -	51.428	28.070	1:19.498	89.62	1.558	14:02:20.744	
5 -	51.523	27.304	1:18.827 (3)	90.38	0.887	14:03:39.571	
6 -	52.481	27.510	1:19.991	89.06	2.051	14:04:59.562	
7 -	51.881	27.685	1:19.566	89.54	1.626	14:06:19.128	
8 -	51.064	27.454	1:18.518 (2)	90.73	0.578	14:07:37.646	
9 -	50.690	27.250	1:17.940 (1)	91.41		14:08:55.586	
10 -	51.521	27.503	1:19.024	90.15	1.084	14:10:14.610	

P16 81		Malvern MAY		Honda CBR600RR - IMP racing			
IDEAL LAP TIME : 1:17.632		BEST LAP TIME : 1:18.040		DIFFERENCE : 0.408			
LAP	SECTOR 1	SECTOR 2	LAP TIME	MPH	DIFF	TIME OF DAY	
1 -		27.996	1:59.665	59.53	41.625	13:58:21.911	
2 -	51.245	28.075	1:19.320	89.82	1.280	13:59:41.231	
3 -	51.689	28.075	1:19.764	89.32	1.724	14:01:00.995	
4 -	51.544	28.005	1:19.549	89.56	1.509	14:02:20.544	
5 -	51.230	27.674	1:18.904 (3)	90.29	0.864	14:03:39.448	
6 -	52.255	29.103	1:21.358	87.57	3.318	14:05:00.806	
7 -	51.703	27.450	1:19.153	90.01	1.113	14:06:19.959	
8 -	50.999	27.264	1:18.263 (2)	91.03	0.223	14:07:38.222	
9 -	50.368	27.672	1:18.040 (1)	91.29		14:08:56.262	
10 -	52.033	28.353	1:20.386	88.63	2.346	14:10:16.648	

BMCRC - MRO Championships 2022 - Rnd 8 @ Donington Park National

BMCRC Thunderbike Sport & Extreme

RACE 12 - SECTOR ANALYSIS



SECTOR 1 = FL to I1, SECTOR 2 = I1 to FL, DIFF = Difference To Personal Best Lap, P = Crossed Finish Line in Pit Lane, D = Time Disallowed

P17 46 E		Adrian DRAPER		Suzuki GSXR 750 - droopy racing uk		
IDEAL LAP TIME : 1:22.521		BEST LAP TIME : 1:22.765		DIFFERENCE : 0.244		
LAP	SECTOR 1	SECTOR 2	LAP TIME	MPH	DIFF	TIME OF DAY
1 -		28.450	1:24.975	83.84	2.210	13:57:47.221
2 -	54.197	28.736	1:22.933 (2)	85.90	0.168	13:59:10.154
3 -	54.976	28.718	1:23.694	85.12	0.929	14:00:33.848
4 -	54.614	29.011	1:23.625	85.19	0.860	14:01:57.473
5 -	54.694	29.146	1:23.840	84.97	1.075	14:03:21.313
6 -	54.071	28.694	1:22.765 (1)	86.08		14:04:44.078
7 -	54.390	28.585	1:22.975 (3)	85.86	0.210	14:06:07.053
8 -	54.149	28.930	1:23.079	85.75	0.314	14:07:30.132
9 -	54.711	28.689	1:23.400	85.42	0.635	14:08:53.532
10 -	54.149	29.346	1:23.495	85.33	0.730	14:10:17.027

P18 72 R		Luke LAWSON		Yamaha R6 - Bloom Valley Ltd - Farm Shop & Event Catering		
IDEAL LAP TIME : 1:18.534		BEST LAP TIME : 1:18.590		DIFFERENCE : 0.056		
LAP	SECTOR 1	SECTOR 2	LAP TIME	MPH	DIFF	TIME OF DAY
1 -		28.009	2:01.155	58.80	42.565	13:58:23.401
2 -	51.608	27.763	1:19.371	89.76	0.781	13:59:42.772
3 -	51.895	27.870	1:19.765	89.32	1.175	14:01:02.537
4 -	51.180	27.410	1:18.590 (1)	90.65		14:02:21.127
5 -	51.495	27.572	1:19.067 (3)	90.10	0.477	14:03:40.194
6 -	52.054	27.506	1:19.560	89.55	0.970	14:04:59.754
7 -	52.342	27.354	1:19.696	89.39	1.106	14:06:19.450
8 -	51.333	27.512	1:18.845 (2)	90.36	0.255	14:07:38.295
9 -	54.746	27.443	1:22.189	86.68	3.599	14:09:00.484
10 -	51.745	27.750	1:19.495	89.62	0.905	14:10:19.979

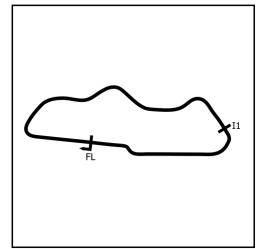
P19 19		Michael REGAN		Yamaha YZF-R6 - North weald motorcycles		
IDEAL LAP TIME : 1:18.523		BEST LAP TIME : 1:18.523		DIFFERENCE : 0.000		
LAP	SECTOR 1	SECTOR 2	LAP TIME	MPH	DIFF	TIME OF DAY
1 -		27.926	1:58.664	60.04	40.141	13:58:20.910
2 -	51.548	27.766	1:19.314 (3)	89.82	0.791	13:59:40.224
3 -	52.196	27.777	1:19.973	89.08	1.450	14:01:00.197
4 -	51.892	27.689	1:19.581	89.52	1.058	14:02:19.778
5 -	51.418	27.664	1:19.082 (2)	90.09	0.559	14:03:38.860
6 -	52.575	27.590	1:20.165	88.87	1.642	14:04:59.025
7 -	52.693	30.091	1:22.784	86.06	4.261	14:06:21.809
8 -	52.711	27.703	1:20.414	88.59	1.891	14:07:42.223
9 -	51.336	28.006	1:19.342	89.79	0.819	14:09:01.565
10 -	51.197	27.326	1:18.523 (1)	90.73		14:10:20.088

P20 25		Harrison DAY		Yamaha R6 -		
IDEAL LAP TIME : 1:19.373		BEST LAP TIME : 1:19.445		DIFFERENCE : 0.072		
LAP	SECTOR 1	SECTOR 2	LAP TIME	MPH	DIFF	TIME OF DAY
1 -		27.871	1:58.218	60.26	38.773	13:58:20.464
2 -	52.074	28.328	1:20.402	88.61	0.957	13:59:40.866
3 -	51.770	27.876	1:19.646 (2)	89.45	0.201	14:01:00.512
4 -	51.801	28.313	1:20.114	88.93	0.669	14:02:20.626
5 -	52.296	27.644	1:19.940 (3)	89.12	0.495	14:03:40.566
6 -	53.119	27.831	1:20.950	88.01	1.505	14:05:01.516
7 -	52.390	28.162	1:20.552	88.44	1.107	14:06:22.068
8 -	52.588	27.786	1:20.374	88.64	0.929	14:07:42.442
9 -	51.729	27.716	1:19.445 (1)	89.68		14:09:01.887
10 -	53.292	28.704	1:21.996	86.89	2.551	14:10:23.883

BMCRC - MRO Championships 2022 - Rnd 8 @ Donington Park National

BMCRC Thunderbike Sport & Extreme

RACE 12 - SECTOR ANALYSIS



SECTOR 1 = FL to I1, SECTOR 2 = I1 to FL, DIFF = Difference To Personal Best Lap, P = Crossed Finish Line in Pit Lane, D = Time Disallowed

P21 994 R		Adrian HOWARD		Suzuki GSXR 600 -		
IDEAL LAP TIME : 1:18.699		BEST LAP TIME : 1:19.218		DIFFERENCE : 0.519		
LAP	SECTOR 1	SECTOR 2	LAP TIME	MPH	DIFF	TIME OF DAY
1 -		28.997	2:02.560	58.13	43.342	13:58:24.806
2 -	52.798	28.347	1:21.145	87.80	1.927	13:59:45.951
3 -	53.176	28.249	1:21.425	87.49	2.207	14:01:07.376
4 -	52.780	27.924	1:20.704	88.28	1.486	14:02:28.080
5 -	51.991	27.500	1:19.491 (2)	89.62	0.273	14:03:47.571
6 -	52.062	27.643	1:19.705 (3)	89.38	0.487	14:05:07.276
7 -	51.974	28.430	1:20.404	88.61	1.186	14:06:27.680
8 -	52.124	27.725	1:19.849	89.22	0.631	14:07:47.529
9 -	51.199	28.019	1:19.218 (1)	89.93		14:09:06.747
10 -	52.065	27.868	1:19.933	89.13	0.715	14:10:26.680

P22 75		Stewart MAY		Honda CBR600F3 - Powered by Bacon		
IDEAL LAP TIME : 1:20.154		BEST LAP TIME : 1:20.504		DIFFERENCE : 0.350		
LAP	SECTOR 1	SECTOR 2	LAP TIME	MPH	DIFF	TIME OF DAY
1 -		28.617	2:01.631	58.57	41.127	13:58:23.877
2 -	53.350	27.965	1:21.315	87.61	0.811	13:59:45.192
3 -	54.264	28.084	1:22.348	86.51	1.844	14:01:07.540
4 -	53.044	28.252	1:21.296	87.63	0.792	14:02:28.836
5 -	53.280	28.263	1:21.543	87.37	1.039	14:03:50.379
6 -	52.303	28.358	1:20.661 (2)	88.32	0.157	14:05:11.040
7 -	52.735	28.132	1:20.867 (3)	88.10	0.363	14:06:31.907
8 -	52.653	27.851	1:20.504 (1)	88.50		14:07:52.411
9 -	52.856	30.559	1:23.415	85.41	2.911	14:09:15.826

P23 58		Mark LAWSON		Honda CBR - Crawfords metal detectors		
IDEAL LAP TIME : 1:20.762		BEST LAP TIME : 1:21.056		DIFFERENCE : 0.294		
LAP	SECTOR 1	SECTOR 2	LAP TIME	MPH	DIFF	TIME OF DAY
1 -		28.048	2:00.980	58.89	39.924	13:58:23.226
2 -	53.122	28.247	1:21.369 (2)	87.55	0.313	13:59:44.595
3 -	53.718	28.076	1:21.794	87.10	0.738	14:01:06.389
4 -	53.827	28.074	1:21.901	86.99	0.845	14:02:28.290
5 -	53.726	28.466	1:22.192	86.68	1.136	14:03:50.482
6 -	53.517	27.930	1:21.447 (3)	87.47	0.391	14:05:11.929
7 -	53.378	28.082	1:21.460	87.46	0.404	14:06:33.389
8 -	52.832	28.224	1:21.056 (1)	87.89		14:07:54.445
9 -	55.403	28.264	1:23.667	85.15	2.611	14:09:18.112

P24 101 E		Glen TRIPP		Honda CBR6/900RR - yaki too racing		
IDEAL LAP TIME : 1:24.923		BEST LAP TIME : 1:25.234		DIFFERENCE : 0.311		
LAP	SECTOR 1	SECTOR 2	LAP TIME	MPH	DIFF	TIME OF DAY
1 -		30.598	1:30.030	79.13	4.796	13:57:52.276
2 -	56.920	29.735	1:26.655	82.21	1.421	13:59:18.931
3 -	57.415	29.695	1:27.110	81.78	1.876	14:00:46.041
4 -	55.984	29.250	1:25.234 (1)	83.58		14:02:11.275
5 -	56.085	29.505	1:25.590	83.24	0.356	14:03:36.865
6 -	56.507	29.107	1:25.614	83.21	0.380	14:05:02.479
7 -	56.444	29.523	1:25.967	82.87	0.733	14:06:28.446
8 -	56.213	29.131	1:25.344 (3)	83.48	0.110	14:07:53.790
9 -	55.816	29.461	1:25.277 (2)	83.54	0.043	14:09:19.067

BMCRC - MRO Championships 2022 - Rnd 8 @ Donington Park National

BMCRC Thunderbike Sport & Extreme

RACE 12 - SECTOR ANALYSIS



SECTOR 1 = FL to I1, SECTOR 2 = I1 to FL, DIFF = Difference To Personal Best Lap, P = Crossed Finish Line in Pit Lane, D = Time Disallowed

P25 138		Craig JARMIN		Suzuki SV650 - SK PreP			
IDEAL LAP TIME : 1:24.233		BEST LAP TIME : 1:24.233		DIFFERENCE : 0.000			
LAP	SECTOR 1	SECTOR 2	LAP TIME	MPH	DIFF	TIME OF DAY	
1 -		29.738	2:04.695	57.13	40.462	13:58:26.941	
2 -	55.628	30.161	1:25.789	83.04	1.556	13:59:52.730	
3 -	55.724	30.276	1:26.000	82.84	1.767	14:01:18.730	
4 -	55.579	29.869	1:25.448 (2)	83.37	1.215	14:02:44.178	
5 -	56.420	29.848	1:26.268	82.58	2.035	14:04:10.446	
6 -	55.839	29.951	1:25.790	83.04	1.557	14:05:36.236	
7 -	55.958	29.766	1:25.724 (3)	83.11	1.491	14:07:01.960	
8 -	56.131	30.028	1:26.159	82.69	1.926	14:08:28.119	
9 -	54.793	29.440	1:24.233 (1)	84.58		14:09:52.352	

P26 90 R		Marco STRILLOZZI		Yamaha R6 - KLUAPP.COM			
IDEAL LAP TIME : 1:24.046		BEST LAP TIME : 1:24.046		DIFFERENCE : 0.000			
LAP	SECTOR 1	SECTOR 2	LAP TIME	MPH	DIFF	TIME OF DAY	
1 -		30.674	2:07.871	55.71	43.825	13:58:30.117	
2 -	57.692	30.745	1:28.437	80.56	4.391	13:59:58.554	
3 -	57.844	30.490	1:28.334	80.65	4.288	14:01:26.888	
4 -	57.634	30.156	1:27.790	81.15	3.744	14:02:54.678	
5 -	55.846	30.355	1:26.201	82.65	2.155	14:04:20.879	
6 -	55.574	29.636	1:25.210	83.61	1.164	14:05:46.089	
7 -	55.183	29.340	1:24.523 (2)	84.29	0.477	14:07:10.612	
8 -	55.091	28.955	1:24.046 (1)	84.77		14:08:34.658	
9 -	55.138	29.526	1:24.664 (3)	84.15	0.618	14:09:59.322	

P27 689		David TREVEIL		Yamaha YZF-R6 -			
IDEAL LAP TIME : 1:24.659		BEST LAP TIME : 1:24.989		DIFFERENCE : 0.330			
LAP	SECTOR 1	SECTOR 2	LAP TIME	MPH	DIFF	TIME OF DAY	
1 -		31.091	2:09.110	55.18	44.121	13:58:31.356	
2 -	56.726	30.576	1:27.302	81.60	2.313	13:59:58.658	
3 -	57.490	30.016	1:27.506	81.41	2.517	14:01:26.164	
4 -	56.849	29.499	1:26.348	82.51	1.359	14:02:52.512	
5 -	55.834	29.836	1:25.670	83.16	0.681	14:04:18.182	
6 -	55.989	30.504	1:26.493	82.37	1.504	14:05:44.675	
7 -	55.554	29.679	1:25.233 (2)	83.59	0.244	14:07:09.908	
8 -	55.160	29.829	1:24.989 (1)	83.83		14:08:34.897	
9 -	55.580	29.966	1:25.546 (3)	83.28	0.557	14:10:00.443	

BMCRC - MRO Championships 2022 - Rnd 8 @ Donington Park National

BMCRC Thunderbike Sport & Extreme

RACE 12 - BEST SECTORS

SECTOR 1			SECTOR 2			IDEAL / BEST COMPARISON						
POS	NO	NAME	TIME	NO	NAME	TIME	POS	NO	NAME	IDEAL	BEST	DIFF
									PERFECT LAP	1:16.004		
1	77	MAY	49.611	77	MAY	26.393	1	77	MAY	1:16.004	1:16.004	0.000
2	54	JAMISON	49.759	624	FEDRICK	26.881	2	54	JAMISON	1:16.643	1:16.660	0.017
3	624	FEDRICK	49.779	54	JAMISON	26.884	3	624	FEDRICK	1:16.660	1:16.731	0.071
4	6	FIRTH	50.158	168	ASHBY	27.051	4	28	SPENCER	1:17.318	1:17.318	0.000
5	28	SPENCER	50.177	28	SPENCER	27.141	5	6	FIRTH	1:17.353	1:17.512	0.159
6	81	MAY	50.368	6	FIRTH	27.195	6	81	MAY	1:17.632	1:18.040	0.408
7	69	RUSSO	50.373	48	WALLIS	27.250	7	69	RUSSO	1:17.643	1:17.643	0.000
8	43	WALKEY	50.608	81	MAY	27.264	8	168	ASHBY	1:17.815	1:17.815	0.000
9	48	WALLIS	50.690	69	RUSSO	27.270	9	43	WALKEY	1:17.914	1:17.973	0.059
10	168	ASHBY	50.764	43	WALKEY	27.306	10	48	WALLIS	1:17.940	1:17.940	0.000
11	38	HOWE	50.875	19	REGAN	27.326	11	38	HOWE	1:18.263	1:18.566	0.303
12	72	LAWSON	51.180	72	LAWSON	27.354	12	19	REGAN	1:18.523	1:18.523	0.000
13	19	REGAN	51.197	38	HOWE	27.388	13	72	LAWSON	1:18.534	1:18.590	0.056
14	994	HOWARD	51.199	994	HOWARD	27.500	14	994	HOWARD	1:18.699	1:19.218	0.519
15	25	DAY	51.729	25	DAY	27.644	15	25	DAY	1:19.373	1:19.445	0.072
16	51	HOGARTH	51.776	744	ANDERSON	27.837	16	51	HOGARTH	1:19.851	1:19.989	0.138
17	103	GOFFORD	52.273	75	MAY	27.851	17	75	MAY	1:20.154	1:20.504	0.350
18	75	MAY	52.303	58	LAWSON	27.930	18	744	ANDERSON	1:20.275	1:20.275	0.000
19	744	ANDERSON	52.438	51	HOGARTH	28.075	19	103	GOFFORD	1:20.397	1:20.397	0.000
20	58	LAWSON	52.832	103	GOFFORD	28.124	20	58	LAWSON	1:20.762	1:21.056	0.294
21	46	DRAPER	54.071	46	DRAPER	28.450	21	46	DRAPER	1:22.521	1:22.765	0.244
22	138	JARMIN	54.793	90	STRILLOZZI	28.955	22	90	STRILLOZZI	1:24.046	1:24.046	0.000
23	90	STRILLOZZI	55.091	101	TRIPP	29.107	23	138	JARMIN	1:24.233	1:24.233	0.000
24	689	TREVEIL	55.160	138	JARMIN	29.440	24	689	TREVEIL	1:24.659	1:24.989	0.330
25	101	TRIPP	55.816	689	TREVEIL	29.499	25	101	TRIPP	1:24.923	1:25.234	0.311
26							26	240	SCANLON		1:16.549	
27							27	118	CORKETT		1:16.996	

BMCRC - MRO Championships 2022 - Rnd 8 @ Donington Park National

BMCRC Thunderbike Sport & Extreme

RACE 12 - STATISTICS

Competitors Started 27
Planned Start 2022-09-04 @ 14:00:00.000
Actual Start 2022-09-04 @ 13:56:22.245
Finish Time 2022-09-04 @ 14:09:10.512
Track Length 1.9790mi.
Total Laps 264
Total Distance Covered 522.4737mi.

Session Fastest Lap History

NO	CL	NAME	LAP TIME	TIME OF DAY	LAP	VEHICLE
77	E	David MAY	1:16.528	13:58:57.558	2	Suzuki GSXR 750 K1
77	E	David MAY	1:16.004	14:00:13.562	3	Suzuki GSXR 750 K1

Session Leader History

NO	CL	NAME	FROM LAP	LAPS LED	DISTANCE	VEHICLE
77	E	David MAY	1	10	19.75 miles	Suzuki GSXR 750 K1

Flag History

TYPE	TIME OF DAY
GREEN	13:56:22.245
FINISH	14:09:10.512

Flag Statistics

TYPE	COUNT	TOTAL LAPS	TOTAL TIME
Green	1	10	14:18.969
Red	0	0	0.000
Safety Car	0	0	0.000
FCY	0	0	0.000

BMCRC - MRO Championships 2022 - Rnd 8 @ Donington Park National

BMCRC Thunderbike Sport & Extreme

RACE 12 - STATISTICS

CLASS : E

11 Starters

Fastest Lap History

NO	NAME	LAP TIME	TIME OF DAY	LAP	VEHICLE
77	David MAY	1:16.528	13:58:57.558	2	Suzuki GSXR 750 K1
77	David MAY	1:16.004	14:00:13.562	3	Suzuki GSXR 750 K1

Leader History

NO	NAME	FROM LAP	LAPS LED	DISTANCE	VEHICLE
77	David MAY	1	10	19.75 miles	Suzuki GSXR 750 K1

BMCRC - MRO Championships 2022 - Rnd 8 @ Donington Park National

BMCRC Thunderbike Sport & Extreme

RACE 12 - STATISTICS

CLASS :

13 Starters

Fastest Lap History

NO	NAME	LAP TIME	TIME OF DAY	LAP	VEHICLE
118	Darren CORKETT	1:17.719	13:59:36.719	2	Suzuki GSXR 600 SRAD
624	Matthew FEDRICK	1:17.624	13:59:37.085	2	Yamaha R6
624	Matthew FEDRICK	1:17.308	14:00:54.393	3	Yamaha R6
54	Adam JAMISON	1:17.252	14:02:12.028	4	Yamaha R6
624	Matthew FEDRICK	1:17.041	14:04:46.268	6	Yamaha R6
54	Adam JAMISON	1:16.962	14:04:46.429	6	Yamaha R6
624	Matthew FEDRICK	1:16.731	14:07:20.352	8	Yamaha R6
54	Adam JAMISON	1:16.660	14:08:37.298	9	Yamaha R6

Leader History

NO	NAME	FROM LAP	LAPS LED	DISTANCE	VEHICLE
54	Adam JAMISON	1	1	1.94 miles	Yamaha R6
118	Darren CORKETT	2	1	1.97 miles	Suzuki GSXR 600 SRAD
624	Matthew FEDRICK	3	8	15.83 miles	Yamaha R6

BMCRC - MRO Championships 2022 - Rnd 8 @ Donington Park National

BMCRC Thunderbike Sport & Extreme

RACE 12 - STATISTICS

CLASS : R

3 Starters

Fastest Lap History

NO	NAME	LAP TIME	TIME OF DAY	LAP	VEHICLE
72	Luke LAWSON	1:19.371	13:59:42.774	2	Yamaha R6
72	Luke LAWSON	1:18.590	14:02:21.130	4	Yamaha R6

Leader History

NO	NAME	FROM LAP	LAPS LED	DISTANCE	VEHICLE
72	Luke LAWSON	1	10	19.75 miles	Yamaha R6



BMCRC THUNDERBIKE ULTRA

Supported by TBR Performance



BMCRC-MRO Championships - Round 8
Donington Park National
3rd / 4th September 2022



Timing & Results Provided by Timing Solutions Ltd

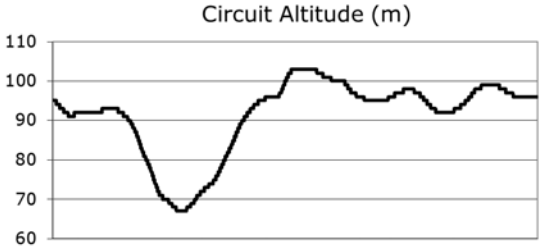
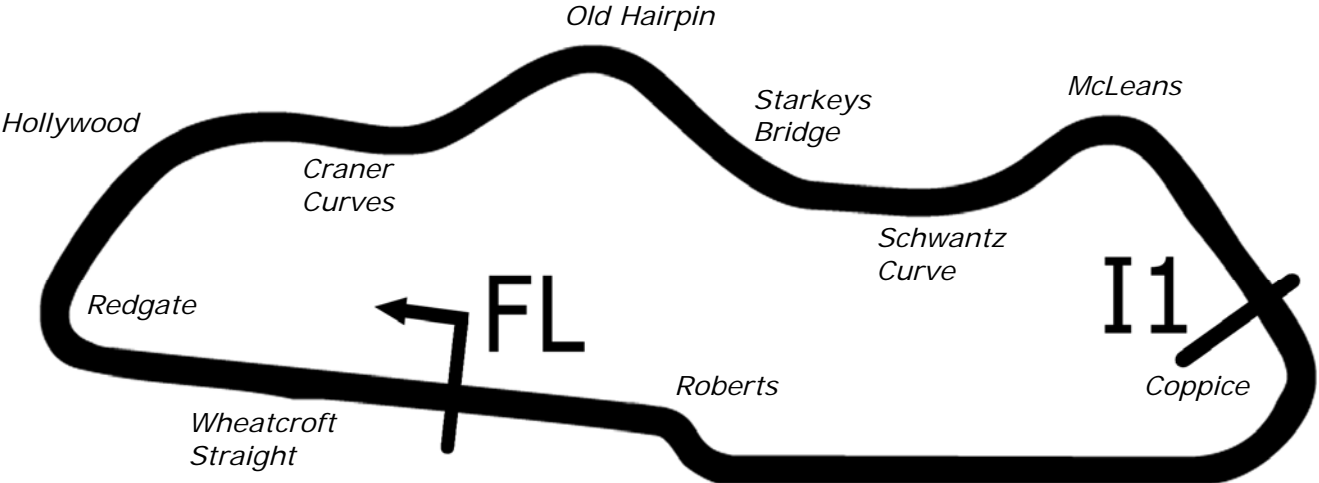
www.tsl-timing.com

Donington Park National



SPORTS TIMING

TIMING SOLUTIONS LTD



Length	1.9790 miles	3185.0 m	
FL		52.82971 N	1.37867 W
I1	2096m	52.82978 N	1.36508 W
Pit Entry	3100m	52.82951 N	1.37832 W
Pit Exit	229m after FL	52.82996 N	1.38205 W
Pit Entry–Pit Exit 256m, 18.4s @50kph, 15.3s @60kph			

All results available at www.tsl-timing.com

BMCRC - MRO Championships 2022 - Rnd 8 @ Donington Park National



Thunderbike Ultra

QUALIFYING - CLASSIFICATION

POS	NO	NAME	ENTRY	TIME	ON	LAPS	GAP	DIFF	MPH
1	275	Mark WILBY	Suzuki GSXR 1000 K6 - Cheesy Wotsits	1:12.302	7	10			98.54
2	5	Stacey KILLWORTH	Suzuki GSXR 1000 - Greenplant/Everns	1:13.908	6	7	1.606	1.606	96.39
3	45	Chad HASHMI	Suzuki GSXR1000 -	1:13.946	6	8	1.644	0.038	96.34
4	20	Connor SWYER	Suzuki GSXR1000 - WSC Performance & lleithyr farm &	1:13.969	8	9	1.667	0.023	96.31
5	102	James FEARN	Suzuki GSXR1000 - Jwf tiling, palmer race skool, the f	1:14.236	10	10	1.934	0.267	95.97
6	47	Daryl DANCE	Yamaha YZF R1 - 2 brothers scaffolding	1:14.415	6	8	2.113	0.179	95.74
7	60	Liam McCARTER	Suzuki GSXR1000 - Katie McCarter	1:15.605	3	3	3.303	1.190	94.23
8	17	Jordan KILLWORTH	Kawasaki ZX10R - BK Racing / Rabbit	1:16.649	9	9	4.347	1.044	92.95
9	4*	Hayden KILLWORTH	Kawasaki ZX10R - Stacey Killworth & Alex Killworth	1:16.935	7	9	4.633	0.286	92.60
10	63	Matthew WREN	Suzuki GSXR1000 - TBR Performance	1:17.936	6	7	5.634	1.001	91.41
11	80	Mark OVEL	Yamaha R1 - I NEED A SPONSOR	1:18.042	4	9	5.740	0.106	91.29
12	84	Ricardo BRANCO	Yamaha R1 - IMP Racing	1:18.069	5	9	5.767	0.027	91.26
13	46	Simon GATES	Yamaha YZF R1 - Canine Plus	1:18.227	9	9	5.925	0.158	91.07
14	8	Dave SAUNDERS	Suzuki GSXR1000 - Mum/Dad/JW MOT/Parks Utility	1:19.477	4	4	7.175	1.250	89.64
15	19	Tyler DONOVAN	Kawasaki ZX10R -	1:19.496	5	6	7.194	0.019	89.62
16	888	Paul FAGG	Yamaha R1 4C8 - OnlyFans	1:19.511	5	8	7.209	0.015	89.60
17	146	Adrian DRAPER	Suzuki GSXR 750 - droopy racing uk	1:21.848	4	6	9.546	2.337	87.04

* Bike 4 - Please fit a working transponder

Weather / Track : Bright / Dry

These results are provisional until the conclusion of any judicial and technical matters.

Donington Park National: 1.9790 miles
Date: 03/09/2022 Start: 10:16 Finish: 10:28

Clerk Of Course :

Stewards :

Timekeeper :

Craig Smith

Results can be found at www.tsl-timing.com

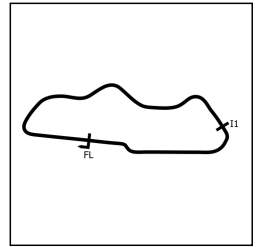
Printed - 10:30 Saturday, 03 September 2022



BMCRC - MRO Championships 2022 - Rnd 8 @ Donington Park National

Thunderbike Ultra

QUALIFYING - SECTOR ANALYSIS



SECTOR 1 = FL to I1, SECTOR 2 = I1 to FL, DIFF = Difference To Personal Best Lap, P = Crossed Finish Line in Pit Lane, D = Time Disallowed

P1		275 U		Mark WILBY		Suzuki GSXR 1000 K6 - Cheesy Wotsits	
IDEAL LAP TIME : 1:12.112		BEST LAP TIME : 1:12.302		DIFFERENCE : 0.190			
LAP	SECTOR 1	SECTOR 2	LAP TIME	MPH	DIFF	TIME OF DAY	
1 -	53.019	26.638	1:19.657	89.44	7.355	10:18:19.927	
2 -	48.129	25.778	1:13.907	96.40	1.605	10:19:33.834	
3 -	47.657	26.590	1:14.247	95.95	1.945	10:20:48.081	
4 -	47.430	25.290	1:12.720	97.97	0.418	10:22:00.801	
5 -	47.072	25.353	1:12.425 (2)	98.37	0.123	10:23:13.226	
6 -	47.527	25.300	1:12.827	97.82	0.525	10:24:26.053	
7 -	46.863	25.439	1:12.302 (1)	98.54		10:25:38.355	
8 -	47.249	25.249	1:12.498 (3)	98.27	0.196	10:26:50.853	
9 -	47.387	25.496	1:12.883	97.75	0.581	10:28:03.736	
10 -	48.615	25.458	1:14.073	96.18	1.771	10:29:17.809	

P2		5 U		Stacey KILLWORTH		Suzuki GSXR 1000 - Greenplant/Everns	
IDEAL LAP TIME : 1:13.908		BEST LAP TIME : 1:13.908		DIFFERENCE : 0.000			
LAP	SECTOR 1	SECTOR 2	LAP TIME	MPH	DIFF	TIME OF DAY	
1 -	52.020	26.957	1:18.977	90.21	5.069	10:18:21.267	
2 -	50.023	26.085	1:16.108	93.61	2.200	10:19:37.375	
3 -	48.850	25.868	1:14.718	95.35	0.810	10:20:52.093	
4 -	48.832	25.772	1:14.604 (3)	95.49	0.696	10:22:06.697	
5 -	48.503	25.518	1:14.021 (2)	96.25	0.113	10:23:20.718	
6 -	48.449	25.459	1:13.908 (1)	96.39		10:24:34.626	
7 -	50.832	IN PIT	1:22.960 P	85.88	9.052	10:25:57.586	

P3		45 U		Chad HASHMI		Suzuki GSXR1000 -	
IDEAL LAP TIME : 1:13.946		BEST LAP TIME : 1:13.946		DIFFERENCE : 0.000			
LAP	SECTOR 1	SECTOR 2	LAP TIME	MPH	DIFF	TIME OF DAY	
1 -	OUTLAP	28.529	1:41.504	70.19	27.558	10:20:33.366	
2 -	50.475	26.346	1:16.821	92.74	2.875	10:21:50.187	
3 -	49.016	25.955	1:14.971 (3)	95.03	1.025	10:23:05.158	
4 -	50.203	IN PIT	1:21.084 P	87.86	7.138	10:24:26.242	
5 -	OUTLAP	26.646	1:30.765	78.49	16.819	10:25:57.007	
6 -	48.400	25.546	1:13.946 (1)	96.34		10:27:10.953	
7 -	49.347	26.079	1:15.426	94.45	1.480	10:28:26.379	
8 -	48.559	25.788	1:14.347 (2)	95.82	0.401	10:29:40.726	

P4		20 U		Connor SWYER		Suzuki GSXR1000 - WSC Performace & lleithyr farm & dad	
IDEAL LAP TIME : 1:13.877		BEST LAP TIME : 1:13.969		DIFFERENCE : 0.092			
LAP	SECTOR 1	SECTOR 2	LAP TIME	MPH	DIFF	TIME OF DAY	
1 -	53.299	27.051	1:20.350	88.67	6.381	10:18:21.113	
2 -	49.787	26.452	1:16.239	93.45	2.270	10:19:37.352	
3 -	49.201	25.999	1:15.200	94.74	1.231	10:20:52.552	
4 -	49.712	25.977	1:15.689	94.13	1.720	10:22:08.241	
5 -	48.659	25.675	1:14.334 (3)	95.84	0.365	10:23:22.575	
6 -	48.479	25.645	1:14.124 (2)	96.11	0.155	10:24:36.699	
7 -	49.067	26.649	1:15.716	94.09	1.747	10:25:52.415	
8 -	48.232	25.737	1:13.969 (1)	96.31		10:27:06.384	
9 -	51.677	IN PIT	1:24.377 P	84.43	10.408	10:28:30.761	

BMCRC - MRO Championships 2022 - Rnd 8 @ Donington Park National

Thunderbike Ultra

QUALIFYING - SECTOR ANALYSIS



SECTOR 1 = FL to I1, SECTOR 2 = I1 to FL, DIFF = Difference To Personal Best Lap, P = Crossed Finish Line in Pit Lane, D = Time Disallowed

P5		102 U		James FEARN		Suzuki GSXR1000 - Jwf tiling, palmer race skool, the factory	
IDEAL LAP TIME : 1:14.236		BEST LAP TIME : 1:14.236		DIFFERENCE : 0.000			
LAP	SECTOR 1	SECTOR 2	LAP TIME	MPH	DIFF	TIME OF DAY	
1 -	52.542	27.083	1:19.625	89.47	5.389	10:18:24.887	
2 -	49.832	26.337	1:16.169	93.53	1.933	10:19:41.056	
3 -	49.723	26.393	1:16.116	93.60	1.880	10:20:57.172	
4 -	48.923	26.147	1:15.070	94.90	0.834	10:22:12.242	
5 -	49.592	26.090	1:15.682	94.13	1.446	10:23:27.924	
6 -	48.958	25.983	1:14.941	95.07	0.705	10:24:42.865	
7 -	49.121	26.042	1:15.163	94.78	0.927	10:25:58.028	
8 -	48.828	25.956	1:14.784 (3)	95.26	0.548	10:27:12.812	
9 -	48.649	26.093	1:14.742 (2)	95.32	0.506	10:28:27.554	
10 -	48.470	25.766	1:14.236 (1)	95.97		10:29:41.790	

P6		47 U		Daryl DANCE		Yamaha YZF R1 - 2 brothers scaffolding	
IDEAL LAP TIME : 1:14.415		BEST LAP TIME : 1:14.415		DIFFERENCE : 0.000			
LAP	SECTOR 1	SECTOR 2	LAP TIME	MPH	DIFF	TIME OF DAY	
1 -	OUTLAP	26.848	1:37.788	72.85	23.373	10:20:25.056	
2 -	49.076	26.378	1:15.454	94.42	1.039	10:21:40.510	
3 -	49.029	26.002	1:15.031 (3)	94.95	0.616	10:22:55.541	
4 -	49.087	26.315	1:15.402	94.48	0.987	10:24:10.943	
5 -	49.058	26.166	1:15.224	94.71	0.809	10:25:26.167	
6 -	48.519	25.896	1:14.415 (1)	95.74		10:26:40.582	
7 -	48.567	25.962	1:14.529 (2)	95.59	0.114	10:27:55.111	
8 -	51.614	IN PIT	1:26.915 P	81.97	12.500	10:29:22.026	

P7		60 U		Liam McCARTER		Suzuki GSXR1000 - Katie McCarter	
IDEAL LAP TIME : 1:15.605		BEST LAP TIME : 1:15.605		DIFFERENCE : 0.000			
LAP	SECTOR 1	SECTOR 2	LAP TIME	MPH	DIFF	TIME OF DAY	
1 -	55.759	27.276	1:23.035 (3)	85.80	7.430	10:18:27.788	
2 -	51.656	26.421	1:18.077 (2)	91.25	2.472	10:19:45.865	
3 -	49.605	26.000	1:15.605 (1)	94.23		10:21:01.470	

P8		17 U		Jordan KILLWORTH		Kawasaki ZX-10R - BK Racing / Rabbit	
IDEAL LAP TIME : 1:16.166		BEST LAP TIME : 1:16.649		DIFFERENCE : 0.483			
LAP	SECTOR 1	SECTOR 2	LAP TIME	MPH	DIFF	TIME OF DAY	
1 -	56.746	28.576	1:25.322	83.50	8.673	10:18:32.131	
2 -	51.958	27.533	1:19.491	89.62	2.842	10:19:51.622	
3 -	50.252	27.266	1:17.518 (3)	91.90	0.869	10:21:09.140	
4 -	50.591	26.912	1:17.503 (2)	91.92	0.854	10:22:26.643	
5 -	50.837	27.766	1:18.603	90.64	1.954	10:23:45.246	
6 -	50.360	30.080	1:20.440	88.57	3.791	10:25:05.686	
7 -	54.184	27.539	1:21.723	87.18	5.074	10:26:27.409	
8 -	52.725	27.938	1:20.663	88.32	4.014	10:27:48.072	
9 -	49.254	27.395	1:16.649 (1)	92.95		10:29:04.721	

P9		4 U		Hayden KILLWORTH		Kawasaki ZX10R - Stacey Killworth & Alex Killworth	
IDEAL LAP TIME :		BEST LAP TIME : 1:16.935		DIFFERENCE :			
LAP	SECTOR 1	SECTOR 2	LAP TIME	MPH	DIFF	TIME OF DAY	
1 -			1:23.421	85.40	6.486	10:18:27.422	
2 -			1:21.515	87.40	4.580	10:19:48.937	
3 -			1:19.168	89.99	2.233	10:21:08.105	
4 -			1:18.840	90.36	1.905	10:22:26.945	
5 -		IN PIT	1:21.660 P	87.24	4.725	10:23:48.605	
6 -			1:38.011	72.69	21.076	10:25:26.617	
7 -			1:16.935 (1)	92.60		10:26:43.552	
8 -			1:18.459 (3)	90.80	1.524	10:28:02.011	
9 -			1:17.775 (2)	91.60	0.840	10:29:19.786	

BMCR - MRO Championships 2022 - Rnd 8 @ Donington Park National

Thunderbike Ultra

QUALIFYING - SECTOR ANALYSIS



SECTOR 1 = FL to I1, SECTOR 2 = I1 to FL, DIFF = Difference To Personal Best Lap, P = Crossed Finish Line in Pit Lane, D = Time Disallowed

P10 63 U		Matthew WREN		Suzuki GSXR1000 - TBR Performance			
IDEAL LAP TIME : 1:17.768		BEST LAP TIME : 1:17.936		DIFFERENCE : 0.168			
LAP	SECTOR 1	SECTOR 2	LAP TIME	MPH	DIFF	TIME OF DAY	
1 -	55.447	27.719	1:23.166	85.66	5.230	10:18:27.622	
2 -	52.880	27.394	1:20.274	88.75	2.338	10:19:47.896	
3 -	52.288	27.419	1:19.707	89.38	1.771	10:21:07.603	
4 -	51.450	26.960	1:18.410 (2)	90.86	0.474	10:22:26.013	
5 -	51.212	27.300	1:18.512 (3)	90.74	0.576	10:23:44.525	
6 -	50.808	27.128	1:17.936 (1)	91.41		10:25:02.461	
7 -	53.907	29.939	1:23.846	84.97	5.910	10:26:26.307	

P11 80 U		Mark OVEL		Yamaha R1 - I NEED A SPONSOR			
IDEAL LAP TIME : 1:17.854		BEST LAP TIME : 1:18.042		DIFFERENCE : 0.188			
LAP	SECTOR 1	SECTOR 2	LAP TIME	MPH	DIFF	TIME OF DAY	
1 -	56.300	28.662	1:24.962	83.85	6.920	10:18:31.679	
2 -	52.854	27.867	1:20.721	88.26	2.679	10:19:52.400	
3 -	52.410	27.176	1:19.586	89.52	1.544	10:21:11.986	
4 -	51.167	26.875	1:18.042 (1)	91.29		10:22:30.028	
5 -	51.094	27.285	1:18.379 (2)	90.89	0.337	10:23:48.407	
6 -	51.273	27.373	1:18.646	90.59	0.604	10:25:07.053	
7 -	53.135	26.790	1:19.925	89.14	1.883	10:26:26.978	
8 -	51.064	27.721	1:18.785	90.43	0.743	10:27:45.763	
9 -	51.272	27.149	1:18.421 (3)	90.85	0.379	10:29:04.184	

P12 84 U		Ricardo BRANCO		Yamaha R1 - IMP Racing			
IDEAL LAP TIME : 1:17.866		BEST LAP TIME : 1:18.069		DIFFERENCE : 0.203			
LAP	SECTOR 1	SECTOR 2	LAP TIME	MPH	DIFF	TIME OF DAY	
1 -	56.209	28.109	1:24.318	84.49	6.249	10:18:31.316	
2 -	52.424	27.507	1:19.931	89.13	1.862	10:19:51.247	
3 -	51.330	27.328	1:18.658	90.57	0.589	10:21:09.905	
4 -	51.289	27.421	1:18.710	90.51	0.641	10:22:28.615	
5 -	50.781	27.288	1:18.069 (1)	91.26		10:23:46.684	
6 -	51.054	27.503	1:18.557 (3)	90.69	0.488	10:25:05.241	
7 -	51.133	27.724	1:18.857	90.34	0.788	10:26:24.098	
8 -	51.277	27.430	1:18.707	90.52	0.638	10:27:42.805	
9 -	51.220	27.085	1:18.305 (2)	90.98	0.236	10:29:01.110	

P13 46 U		Simon GATES		Yamaha YZF R1 - Canine Plus			
IDEAL LAP TIME : 1:18.042		BEST LAP TIME : 1:18.227		DIFFERENCE : 0.185			
LAP	SECTOR 1	SECTOR 2	LAP TIME	MPH	DIFF	TIME OF DAY	
1 -	55.506	28.014	1:23.520	85.30	5.293	10:18:26.299	
2 -	53.925	27.377	1:21.302	87.63	3.075	10:19:47.601	
3 -	53.887	27.028	1:20.915	88.05	2.688	10:21:08.516	
4 -	53.167	27.146	1:20.313	88.71	2.086	10:22:28.829	
5 -	51.714	26.724	1:18.438 (2)	90.83	0.211	10:23:47.267	
6 -	51.353	27.241	1:18.594	90.65	0.367	10:25:05.861	
7 -	51.361	27.164	1:18.525	90.73	0.298	10:26:24.386	
8 -	51.602	26.880	1:18.482 (3)	90.78	0.255	10:27:42.868	
9 -	51.538	26.689	1:18.227 (1)	91.07		10:29:01.095	

P14 8 U		Dave SAUNDERS		Suzuki GSXR1000 - Mum/Dad/JW MOT/Parks Utility			
IDEAL LAP TIME : 1:19.477		BEST LAP TIME : 1:19.477		DIFFERENCE : 0.000			
LAP	SECTOR 1	SECTOR 2	LAP TIME	MPH	DIFF	TIME OF DAY	
1 -	1:00.277	29.011	1:29.288	79.79	9.811	10:18:41.361	
2 -	54.546	27.984	1:22.530 (3)	86.32	3.053	10:20:03.891	
3 -	53.081	27.453	1:20.534 (2)	88.46	1.057	10:21:24.425	
4 -	52.360	27.117	1:19.477 (1)	89.64		10:22:43.902	

BMCRC - MRO Championships 2022 - Rnd 8 @ Donington Park National

Thunderbike Ultra

QUALIFYING - SECTOR ANALYSIS



SECTOR 1 = FL to I1, SECTOR 2 = I1 to FL, DIFF = Difference To Personal Best Lap, P = Crossed Finish Line in Pit Lane, D = Time Disallowed

P15		19 U		Tyler DONOVAN		Kawasaki ZX10R -	
IDEAL LAP TIME : 1:19.496		BEST LAP TIME : 1:19.496		DIFFERENCE : 0.000			
LAP	SECTOR 1	SECTOR 2	LAP TIME	MPH	DIFF	TIME OF DAY	
1 -	OUTLAP	30.287	1:57.316	60.73	37.820	10:19:25.608	
2 -	55.637	28.711	1:24.348	84.46	4.852	10:20:49.956	
3 -	53.006	27.986	1:20.992 (3)	87.96	1.496	10:22:10.948	
4 -	52.589	27.749	1:20.338 (2)	88.68	0.842	10:23:31.286	
5 -	51.955	27.541	1:19.496 (1)	89.62		10:24:50.782	
6 -	52.137	IN PIT	1:26.541 P	82.32	7.045	10:26:17.323	

P16		888 U		Paul FAGG		Yamaha R1 4C8 - OnlyFans	
IDEAL LAP TIME : 1:19.511		BEST LAP TIME : 1:19.511		DIFFERENCE : 0.000			
LAP	SECTOR 1	SECTOR 2	LAP TIME	MPH	DIFF	TIME OF DAY	
1 -	55.773	28.926	1:24.699	84.11	5.188	10:18:30.166	
2 -	53.339	28.731	1:22.070	86.81	2.559	10:19:52.236	
3 -	53.293	28.115	1:21.408	87.51	1.897	10:21:13.644	
4 -	52.728	28.209	1:20.937 (3)	88.02	1.426	10:22:34.581	
5 -	51.886	27.625	1:19.511 (1)	89.60		10:23:54.092	
6 -	55.061	28.735	1:23.796	85.02	4.285	10:25:17.888	
7 -	52.605	28.199	1:20.804 (2)	88.17	1.293	10:26:38.692	
8 -	53.221	IN PIT	1:28.630 P	80.38	9.119	10:28:07.322	

P17		146 U		Adrian DRAPER		Suzuki GSXR 750 - droopy racing uk	
IDEAL LAP TIME : 1:21.757		BEST LAP TIME : 1:21.848		DIFFERENCE : 0.091			
LAP	SECTOR 1	SECTOR 2	LAP TIME	MPH	DIFF	TIME OF DAY	
1 -	58.101	29.370	1:27.471	81.45	5.623	10:18:37.714	
2 -	54.691	28.835	1:23.526 (3)	85.29	1.678	10:20:01.240	
3 -	54.715	28.907	1:23.622	85.20	1.774	10:21:24.862	
4 -	53.587	28.261	1:21.848 (1)	87.04		10:22:46.710	
5 -	54.166	28.170	1:22.336 (2)	86.53	0.488	10:24:09.046	
6 -	55.032	IN PIT	1:31.204 P	78.11	9.356	10:25:40.250	

BMCRC - MRO Championships 2022 - Rnd 8 @ Donington Park National

Thunderbike Ultra

QUALIFYING - BEST SECTORS

SECTOR 1			SECTOR 2			IDEAL / BEST COMPARISON						
POS	NO	NAME	TIME	NO	NAME	TIME	POS	NO	NAME	IDEAL	BEST	DIFF
									PERFECT LAP	1:12.112		
1	275	WILBY	46.863	275	WILBY	25.249	1	275	WILBY	1:12.112	1:12.302	0.190
2	20	SWYER	48.232	5	KILLWORTH	25.459	2	20	SWYER	1:13.877	1:13.969	0.092
3	45	HASHMI	48.400	45	HASHMI	25.546	3	5	KILLWORTH	1:13.908	1:13.908	0.000
4	5	KILLWORTH	48.449	20	SWYER	25.645	4	45	HASHMI	1:13.946	1:13.946	0.000
5	102	FEARN	48.470	102	FEARN	25.766	5	102	FEARN	1:14.236	1:14.236	0.000
6	47	DANCE	48.519	47	DANCE	25.896	6	47	DANCE	1:14.415	1:14.415	0.000
7	17	KILLWORTH	49.254	60	McCARTER	26.000	7	60	McCARTER	1:15.605	1:15.605	0.000
8	60	McCARTER	49.605	46	GATES	26.689	8	17	KILLWORTH	1:16.166	1:16.649	0.483
9	84	BRANCO	50.781	80	OVEL	26.790	9	63	WREN	1:17.768	1:17.936	0.168
10	63	WREN	50.808	17	KILLWORTH	26.912	10	80	OVEL	1:17.854	1:18.042	0.188
11	80	OVEL	51.064	63	WREN	26.960	11	84	BRANCO	1:17.866	1:18.069	0.203
12	46	GATES	51.353	84	BRANCO	27.085	12	46	GATES	1:18.042	1:18.227	0.185
13	888	FAGG	51.886	8	SAUNDERS	27.117	13	8	SAUNDERS	1:19.477	1:19.477	0.000
14	19	DONOVAN	51.955	19	DONOVAN	27.541	14	19	DONOVAN	1:19.496	1:19.496	0.000
15	8	SAUNDERS	52.360	888	FAGG	27.625	15	888	FAGG	1:19.511	1:19.511	0.000
16	146	DRAPER	53.587	146	DRAPER	28.170	16	146	DRAPER	1:21.757	1:21.848	0.091
17							17	4	KILLWORTH		1:16.935	

BMCRC - MRO Championships 2022 - Rnd 8 @ Donington Park National

Thunderbike Ultra

QUALIFYING - STATISTICS

Competitors Started	17
Planned Start	2022-09-03 @ 10:25:00.000
Actual Start	2022-09-03 @ 10:16:37.864
Finish Time	2022-09-03 @ 10:28:59.755
Track Length	1.9790mi.
Total Laps	131
Total Distance Covered	259.2578mi.

Session Fastest Lap History

NO	NAME	LAP TIME	TIME OF DAY	LAP	VEHICLE
275	Mark WILBY	1:19.657	10:18:19.929	1	Suzuki GSXR 1000 K6
5	Stacey KILLWORTH	1:18.977	10:18:21.273	1	Suzuki GSXR 1000
275	Mark WILBY	1:13.907	10:19:33.838	2	Suzuki GSXR 1000 K6
275	Mark WILBY	1:12.720	10:22:00.807	4	Suzuki GSXR 1000 K6
275	Mark WILBY	1:12.425	10:23:13.231	5	Suzuki GSXR 1000 K6
275	Mark WILBY	1:12.302	10:25:38.359	7	Suzuki GSXR 1000 K6

Flag History

TYPE	TIME OF DAY
GREEN	10:16:37.864
FINISH	10:28:59.755

Flag Statistics

TYPE	COUNT	TOTAL LAPS	TOTAL TIME
Green	1	10	13:19.323
Red	0	0	0.000
Safety Car	0	0	0.000
FCY	0	0	0.000

BMCRC - MRO Championships 2022 - Rnd 8 @ Donington Park National



Thunderbike Extreme & Ultra

RACE 6 - GRID (7 Laps)

ROW 6	18 7 Seb JENKINS	17 146 Adrian DRAPER	16 888 Paul FAGG
ROW 5	15 19 Tyler DONOVAN	14 8 Dave SAUNDERS	13 46 Simon GATES
ROW 4	12 84 Ricardo BRANCO	11 80 Mark OVEL	10 63 Matthew WREN
ROW 3	9 4 Hayden KILLWORTH	8 17 Jordan KILLWORTH	7 60 Liam McCARTER
ROW 2	6 47 Daryl DANCE	5 102 James FEARN	4 20 Connor SWYER
ROW 1	3 45 Chad HASHMI	2 5 Stacey KILLWORTH	1 275 Mark WILBY
Pole			

Donington Park National: 1.9790 miles

These results are provisional until the conclusion of any judicial and technical matters.

Clerk Of Course :

Stewards :

Timekeeper :

Craig Smith

Results can be found at www.tsl-timing.com

Printed - 10:33 Saturday, 03 September 2022



BMCRC - MRO Championships 2022 - Rnd 8 @ Donington Park National



Thunderbike Ultra

RACE 6 - CLASSIFICATION

POS	NO	NAME	ENTRY	LAPS	TIME	GAP	DIFF	MPH	BEST	ON
1	275	Mark WILBY	Suzuki GSXR 1000 K6 - Cheesy Wotsits	4	4:53.501			96.63	1:12.201	3
2	47	Daryl DANCE	Yamaha YZF R1 - 2 brothers scaffolding	4	4:54.222	0.721	0.721	96.39	1:12.388	3
3	5	Stacey KILLWORTH	Suzuki GSXR 1000 - Greenplant/Everns	4	4:56.216	2.715	1.994	95.74	1:12.887	3
4	102	James FEARN	Suzuki GSXR1000 - Jwf tiling, palmer race skool, th	4	5:02.073	8.572	5.857	93.89	1:14.181	3
5	20	Connor SWYER	Suzuki GSXR1000 - WSC Performance & lleithyr farm	4	5:03.533	10.032	1.460	93.43	1:14.513	3
6	17	Jordan KILLWORTH	Kawasaki ZX-10R - BK Racing / Rabbit	4	5:04.095	10.594	0.562	93.26	1:13.898	3
7	80	Mark OVEL	Yamaha R1 - I NEED A SPONSOR	4	5:15.881	22.380	11.786	89.78	1:17.078	4
8	46	Simon GATES	Yamaha YZF R1 - Canine Plus	4	5:17.123	23.622	1.242	89.43	1:17.101	2
9	8	Dave SAUNDERS	Suzuki GSXR1000 - Mum/Dad/JW MOT/Parks Utility	4	5:17.658	24.157	0.535	89.28	1:15.851	4
10	63	Matthew WREN	Suzuki GSXR1000 - TBR Performance	4	5:22.085	28.584	4.427	88.05	1:18.602	2
11	888	Paul FAGG	Yamaha R1 4C8 - OnlyFans	4	5:24.901	31.400	2.816	87.29	1:19.185	2
12	146	Adrian DRAPER	Suzuki GSXR 750 - droopy racing uk	4	5:33.711	40.210	8.810	84.98	1:21.762	2
13	744	Gary ANDERSON	Honda 954RR - A&M MOT Services. Guildford	4	5:34.242	40.741	0.531	84.85	1:21.836	4

NOT CLASSIFIED

DNF	45	Chad HASHMI	Suzuki GSXR1000 -	3	4:03.270	1 Lap	1 Lap	87.29	1:19.024	2
DNF	60	Liam McCARTER	Suzuki GSXR1000 - Katie McCarter	0						

FASTEST LAP

275	Mark WILBY	Suzuki GSXR 1000 K6 - Cheesy Wotsits	3	1:12.201	98.67 mph	158.80 kph
-----	------------	--------------------------------------	---	----------	-----------	------------

92.5% of Race Speed = 89.38 mph

Weather / Track : Bright / Dry

These results are provisional until the conclusion of any judicial and technical matters.

Race Distance: 4 Laps / 7.91 miles
 Donington Park National: 1.9790 miles
 Date: 03/09/2022 Start: 14:03 Finish: 14:08

Clerk Of Course :	Stewards :	Timekeeper : <i>Craig Smith</i>
-------------------	------------	------------------------------------

Results can be found at www.tsl-timing.com

Printed - 14:11 Saturday, 03 September 2022



BMCRC - MRO Championships 2022 - Rnd 8 @ Donington Park National

Thunderbike Ultra

RACE 6 - LAP CHART

LAP 1 @ 14:05:04.127		
NO	BEHIND	LAP TIME
888	31.400	1:21.016
146	40.210	1:22.961
744	40.741	1:21.836

275		1:15.869
47	0.385	1:16.254
5	1.182	1:17.051
20	2.865	1:18.734
102	2.937	1:18.806
17	4.074	1:19.943
45	5.582	1:21.451
46	8.035	1:23.904
80	8.237	1:24.106
63	8.305	1:24.174
888	9.255	1:25.124
8	9.514	1:25.383
146	10.830	1:26.699
744	11.843	1:27.712

LAP 2 @ 14:06:17.161		
NO	BEHIND	LAP TIME
275		1:13.034
47	0.361	1:13.010
5	1.170	1:13.022
102	4.238	1:14.335
20	5.083	1:15.252
17	5.292	1:14.252
45	11.572	1:19.024
46	12.102	1:17.101
80	12.543	1:17.340
63	13.873	1:18.602
888	15.406	1:19.185
8	15.459	1:18.979
146	19.558	1:21.762
744	20.974	1:22.165

LAP 3 @ 14:07:29.362		
NO	BEHIND	LAP TIME
275		1:12.201
47	0.548	1:12.388
5	1.856	1:12.887
102	6.218	1:14.181
17	6.989	1:13.898
20	7.395	1:14.513
80	17.699	1:17.357
46	17.938	1:18.037
8	20.703	1:17.445
63	21.029	1:19.357
45	22.166	1:22.795 P
888	22.781	1:19.576
146	29.646	1:22.289
744	31.302	1:22.529

LAP 4 @ 14:08:41.759		
NO	BEHIND	LAP TIME
275		1:12.397
47	0.721	1:12.570
5	2.715	1:13.256
102	8.572	1:14.751
20	10.032	1:15.034
17	10.594	1:16.002
80	22.380	1:17.078
46	23.622	1:18.081
8	24.157	1:15.851
63	28.584	1:19.952

Weather / Track : Bright / Dry

Results can be found at www.tsl-timing.com

Donington Park National: 1.9790 miles
Date: 03/09/2022 Start: 14:03 Finish: 14:08

Printed - 14:11 Saturday, 03 September 2022

BMCR - MRO Championships 2022 - Rnd 8 @ Donington Park National

Thunderbike Ultra

RACE 6 - SECTOR ANALYSIS



SECTOR 1 = FL to I1, SECTOR 2 = I1 to FL, DIFF = Difference To Personal Best Lap, P = Crossed Finish Line in Pit Lane, D = Time Disallowed

P1 275 U		Mark WILBY		Suzuki GSXR 1000 K6 - Cheesy Wotsits		
IDEAL LAP TIME : 1:11.965		BEST LAP TIME : 1:12.201		DIFFERENCE : 0.236		
LAP	SECTOR 1	SECTOR 2	LAP TIME	MPH	DIFF	TIME OF DAY
1 -		25.267	1:15.869	93.90	3.668	14:05:04.127
2 -	47.779	25.255	1:13.034 (3)	97.55	0.833	14:06:17.161
3 -	46.712	25.489	1:12.201 (1)	98.67		14:07:29.362
4 -	47.144	25.253	1:12.397 (2)	98.41	0.196	14:08:41.759

P2 47 U		Daryl DANCE		Yamaha YZF R1 - 2 brothers scaffolding		
IDEAL LAP TIME : 1:12.309		BEST LAP TIME : 1:12.388		DIFFERENCE : 0.079		
LAP	SECTOR 1	SECTOR 2	LAP TIME	MPH	DIFF	TIME OF DAY
1 -		25.421	1:16.254	93.43	3.866	14:05:04.512
2 -	47.177	25.833	1:13.010 (3)	97.58	0.622	14:06:17.522
3 -	46.981	25.407	1:12.388 (1)	98.42		14:07:29.910
4 -	47.242	25.328	1:12.570 (2)	98.17	0.182	14:08:42.480

P3 5 U		Stacey KILLWORTH		Suzuki GSXR 1000 - Greenplant/Everns		
IDEAL LAP TIME : 1:12.876		BEST LAP TIME : 1:12.887		DIFFERENCE : 0.011		
LAP	SECTOR 1	SECTOR 2	LAP TIME	MPH	DIFF	TIME OF DAY
1 -		25.557	1:17.051	92.46	4.164	14:05:05.309
2 -	47.511	25.511	1:13.022 (2)	97.56	0.135	14:06:18.331
3 -	47.522	25.365	1:12.887 (1)	97.74		14:07:31.218
4 -	47.827	25.429	1:13.256 (3)	97.25	0.369	14:08:44.474

P4 102 U		James FEARN		Suzuki GSXR1000 - Jwf tiling, palmer race skool, the factory		
IDEAL LAP TIME : 1:13.884		BEST LAP TIME : 1:14.181		DIFFERENCE : 0.297		
LAP	SECTOR 1	SECTOR 2	LAP TIME	MPH	DIFF	TIME OF DAY
1 -		25.718	1:18.806	90.40	4.625	14:05:07.064
2 -	48.487	25.848	1:14.335 (2)	95.84	0.154	14:06:21.399
3 -	48.166	26.015	1:14.181 (1)	96.04		14:07:35.580
4 -	48.793	25.958	1:14.751 (3)	95.31	0.570	14:08:50.331

P5 20 U		Connor SWYER		Suzuki GSXR1000 - WSC Performace & lleithyr farm & dad		
IDEAL LAP TIME : 1:14.452		BEST LAP TIME : 1:14.513		DIFFERENCE : 0.061		
LAP	SECTOR 1	SECTOR 2	LAP TIME	MPH	DIFF	TIME OF DAY
1 -		25.822	1:18.734	90.48	4.221	14:05:06.992
2 -	49.140	26.112	1:15.252 (3)	94.67	0.739	14:06:22.244
3 -	48.630	25.883	1:14.513 (1)	95.61		14:07:36.757
4 -	48.946	26.088	1:15.034 (2)	94.95	0.521	14:08:51.791

P6 17 U		Jordan KILLWORTH		Kawasaki ZX-10R - BK Racing / Rabbit		
IDEAL LAP TIME : 1:13.887		BEST LAP TIME : 1:13.898		DIFFERENCE : 0.011		
LAP	SECTOR 1	SECTOR 2	LAP TIME	MPH	DIFF	TIME OF DAY
1 -		26.314	1:19.943	89.12	6.045	14:05:08.201
2 -	48.352	25.900	1:14.252 (2)	95.95	0.354	14:06:22.453
3 -	47.987	25.911	1:13.898 (1)	96.41		14:07:36.351
4 -	49.380	26.622	1:16.002 (3)	93.74	2.104	14:08:52.353

P7 80 U		Mark OVEL		Yamaha R1 - I NEED A SPONSOR		
IDEAL LAP TIME : 1:17.078		BEST LAP TIME : 1:17.078		DIFFERENCE : 0.000		
LAP	SECTOR 1	SECTOR 2	LAP TIME	MPH	DIFF	TIME OF DAY
1 -		27.378	1:24.106	84.70	7.028	14:05:12.364
2 -	50.492	26.848	1:17.340 (2)	92.12	0.262	14:06:29.704
3 -	50.579	26.778	1:17.357 (3)	92.10	0.279	14:07:47.061
4 -	50.396	26.682	1:17.078 (1)	92.43		14:09:04.139

BMCRC - MRO Championships 2022 - Rnd 8 @ Donington Park National

Thunderbike Ultra

RACE 6 - SECTOR ANALYSIS



SECTOR 1 = FL to I1, SECTOR 2 = I1 to FL, DIFF = Difference To Personal Best Lap, P = Crossed Finish Line in Pit Lane, D = Time Disallowed

P8 46 U		Simon GATES		Yamaha YZF R1 - Canine Plus			
IDEAL LAP TIME : 1:17.101		BEST LAP TIME : 1:17.101		DIFFERENCE : 0.000			
LAP	SECTOR 1	SECTOR 2	LAP TIME	MPH	DIFF	TIME OF DAY	
1 -		27.798	1:23.904	84.91	6.803	14:05:12.162	
2 -	50.362	26.739	1:17.101 (1)	92.40		14:06:29.263	
3 -	50.692	27.345	1:18.037 (2)	91.29	0.936	14:07:47.300	
4 -	51.178	26.903	1:18.081 (3)	91.24	0.980	14:09:05.381	

P9 8 U		Dave SAUNDERS		Suzuki GSXR1000 - Mum/Dad/JW MOT/Parks Utility			
IDEAL LAP TIME : 1:15.851		BEST LAP TIME : 1:15.851		DIFFERENCE : 0.000			
LAP	SECTOR 1	SECTOR 2	LAP TIME	MPH	DIFF	TIME OF DAY	
1 -		27.393	1:25.383	83.44	9.532	14:05:13.641	
2 -	51.864	27.115	1:18.979 (3)	90.20	3.128	14:06:32.620	
3 -	50.452	26.993	1:17.445 (2)	91.99	1.594	14:07:50.065	
4 -	49.698	26.153	1:15.851 (1)	93.92		14:09:05.916	

P10 63 U		Matthew WREN		Suzuki GSXR1000 - TBR Performance			
IDEAL LAP TIME : 1:18.602		BEST LAP TIME : 1:18.602		DIFFERENCE : 0.000			
LAP	SECTOR 1	SECTOR 2	LAP TIME	MPH	DIFF	TIME OF DAY	
1 -		27.886	1:24.174	84.64	5.572	14:05:12.432	
2 -	51.566	27.036	1:18.602 (1)	90.64		14:06:31.034	
3 -	51.677	27.680	1:19.357 (2)	89.77	0.755	14:07:50.391	
4 -	52.508	27.444	1:19.952 (3)	89.11	1.350	14:09:10.343	

P11 888 U		Paul FAGG		Yamaha R1 4C8 - OnlyFans			
IDEAL LAP TIME : 1:19.031		BEST LAP TIME : 1:19.185		DIFFERENCE : 0.154			
LAP	SECTOR 1	SECTOR 2	LAP TIME	MPH	DIFF	TIME OF DAY	
1 -		27.577	1:25.124	83.69	5.939	14:05:13.382	
2 -	51.853	27.332	1:19.185 (1)	89.97		14:06:32.567	
3 -	52.156	27.420	1:19.576 (2)	89.53	0.391	14:07:52.143	
4 -	51.699	29.317	1:21.016 (3)	87.94	1.831	14:09:13.159	

P12 146 U		Adrian DRAPER		Suzuki GSXR 750 - droopy racing uk			
IDEAL LAP TIME : 1:21.311		BEST LAP TIME : 1:21.762		DIFFERENCE : 0.451			
LAP	SECTOR 1	SECTOR 2	LAP TIME	MPH	DIFF	TIME OF DAY	
1 -		27.927	1:26.699	82.17	4.937	14:05:14.957	
2 -	53.384	28.378	1:21.762 (1)	87.13		14:06:36.719	
3 -	54.149	28.140	1:22.289 (2)	86.58	0.527	14:07:59.008	
4 -	54.487	28.474	1:22.961 (3)	85.87	1.199	14:09:21.969	

P13 744 U		Gary ANDERSON		Honda 954RR - A&M MOT Services. Guildford			
IDEAL LAP TIME : 1:21.836		BEST LAP TIME : 1:21.836		DIFFERENCE : 0.000			
LAP	SECTOR 1	SECTOR 2	LAP TIME	MPH	DIFF	TIME OF DAY	
1 -		28.264	1:27.712	81.22	5.876	14:05:15.970	
2 -	53.646	28.519	1:22.165 (2)	86.71	0.329	14:06:38.135	
3 -	54.094	28.435	1:22.529 (3)	86.32	0.693	14:08:00.664	
4 -	53.596	28.240	1:21.836 (1)	87.05		14:09:22.500	

P14 45 U		Chad HASHMI		Suzuki GSXR1000 -			
IDEAL LAP TIME : 1:16.374		BEST LAP TIME : 1:19.024		DIFFERENCE : 2.650			
LAP	SECTOR 1	SECTOR 2	LAP TIME	MPH	DIFF	TIME OF DAY	
1 -		26.533	1:21.451	87.47	2.427	14:05:09.709	
2 -	52.241	26.783	1:19.024 (1)	90.15		14:06:28.733	
3 -	49.841	IN PIT	1:22.795 P	86.05	3.771	14:07:51.528	

BMCRC - MRO Championships 2022 - Rnd 8 @ Donington Park National

Thunderbike Ultra

RACE 6 - BEST SECTORS

SECTOR 1			SECTOR 2			IDEAL / BEST COMPARISON						
POS	NO	NAME	TIME	NO	NAME	TIME	POS	NO	NAME	IDEAL	BEST	DIFF
									PERFECT LAP	1:11.965		
1	275	WILBY	46.712	275	WILBY	25.253	1	275	WILBY	1:11.965	1:12.201	0.236
2	47	DANCE	46.981	47	DANCE	25.328	2	47	DANCE	1:12.309	1:12.388	0.079
3	5	KILLWORTH	47.511	5	KILLWORTH	25.365	3	5	KILLWORTH	1:12.876	1:12.887	0.011
4	17	KILLWORTH	47.987	102	FEARN	25.718	4	102	FEARN	1:13.884	1:14.181	0.297
5	102	FEARN	48.166	20	SWYER	25.822	5	17	KILLWORTH	1:13.887	1:13.898	0.011
6	20	SWYER	48.630	17	KILLWORTH	25.900	6	20	SWYER	1:14.452	1:14.513	0.061
7	8	SAUNDERS	49.698	8	SAUNDERS	26.153	7	8	SAUNDERS	1:15.851	1:15.851	0.000
8	45	HASHMI	49.841	45	HASHMI	26.533	8	45	HASHMI	1:16.374	1:19.024	2.650
9	46	GATES	50.362	80	OVEL	26.682	9	80	OVEL	1:17.078	1:17.078	0.000
10	80	OVEL	50.396	46	GATES	26.739	10	46	GATES	1:17.101	1:17.101	0.000
11	63	WREN	51.566	63	WREN	27.036	11	63	WREN	1:18.602	1:18.602	0.000
12	888	FAGG	51.699	888	FAGG	27.332	12	888	FAGG	1:19.031	1:19.185	0.154
13	146	DRAPER	53.384	146	DRAPER	27.927	13	146	DRAPER	1:21.311	1:21.762	0.451
14	744	ANDERSON	53.596	744	ANDERSON	28.240	14	744	ANDERSON	1:21.836	1:21.836	0.000
15												

BMCRC - MRO Championships 2022 - Rnd 8 @ Donington Park National

Thunderbike Ultra

RACE 6 - STATISTICS

Competitors Started	14
Planned Start	2022-09-03 @ 14:01:00.000
Actual Start	2022-09-03 @ 14:03:48.257
Finish Time	2022-09-03 @ 14:08:41.758
Track Length	1.9790mi.
Total Laps	55
Total Distance Covered	108.8486mi.

Session Fastest Lap History

NO	NAME	LAP TIME	TIME OF DAY	LAP	VEHICLE
275	Mark WILBY	1:13.034	14:06:17.164	2	Suzuki GSXR 1000 K6
47	Daryl DANCE	1:13.010	14:06:17.547	2	Yamaha YZF R1
275	Mark WILBY	1:12.201	14:07:29.366	3	Suzuki GSXR 1000 K6

Session Leader History

NO	NAME	FROM LAP	LAPS LED	DISTANCE	VEHICLE
275	Mark WILBY	1	4	7.87 miles	Suzuki GSXR 1000 K6

Flag History

TYPE	TIME OF DAY
GREEN	14:03:48.257
FINISH	14:08:41.758

Flag Statistics

TYPE	COUNT	TOTAL LAPS	TOTAL TIME
Green	1	4	5:46.489
Red	0	0	0.000
Safety Car	0	0	0.000
FCY	0	0	0.000

BMCRC - MRO Championships 2022 - Rnd 8 @ Donington Park National



Thunderbike Ultra

RACE 16 - GRID (7 Laps)

ROW 7				19	7	Seb JENKINS						
ROW 6	18	19	Tyler DONOVAN	17	84	Ricardo BRANCO	16	4	Hayden KILLWORTH			
ROW 5				15	744	Gary ANDERSON	14	146	Adrian DRAPER	13	60	Liam McCARTER
ROW 4				12	888	Paul FAGG	11	45	Chad HASHMI	10	63	Matthew WREN
ROW 3				9	46	Simon GATES	8	80	Mark OVEL	7	8	Dave SAUNDERS
ROW 2				6	20	Connor SWYER	5	102	James FEARN	4	17	Jordan KILLWORTH
ROW 1				3	5	Stacey KILLWORTH	2	47	Daryl DANCE	1	275	Mark WILBY
Pole												

Donington Park National: 1.9790 miles

These results are provisional until the conclusion of any judicial and technical matters.

Clerk Of Course :	Stewards :	Timekeeper : <i>Craig Smith</i>
-------------------	------------	------------------------------------

Results can be found at www.tsl-timing.com

Printed - 14:12 Saturday, 03 September 2022



BMCRC - MRO Championships 2022 - Rnd 8 @ Donington Park National



Thunderbike Ultra

RACE 16 - CLASSIFICATION

POS	NO	NAME	ENTRY	LAPS	TIME	GAP	DIFF	MPH	BEST	ON
1	275	Mark WILBY	Suzuki GSXR 1000 K6 - Cheesy Wotsits	7	8:33.151			96.92	1:12.234	2
2	47	Daryl DANCE	Yamaha YZF R1 - 2 brothers scaffolding	7	8:41.281	8.130	8.130	95.41	1:12.954	2
3	20	Connor SWYER	Suzuki GSXR1000 - WSC Performance & lleithyr fam	7	8:43.646	10.495	2.365	94.98	1:13.550	5
4	5	Stacey KILLWORTH	Suzuki GSXR 1000 - Greenplant/Everns	7	8:43.727	10.576	0.081	94.96	1:13.839	3
5	102	James FEARN	Suzuki GSXR1000 - Jwf tiling, palmer race skool, th	7	8:49.590	16.439	5.863	93.91	1:14.532	6
6	45	Chad HASHMI	Suzuki GSXR1000 -	7	8:50.567	17.416	0.977	93.74	1:14.028	4
7	17	Jordan KILLWORTH	Kawasaki ZX-10R - BK Racing / Rabbit	7	8:50.600	17.449	0.033	93.73	1:14.543	4
8	4	Hayden KILLWORTH	Kawasaki ZX10R - Stacey Killworth & Alex Killworth	7	9:01.909	28.758	11.309	91.77	1:16.056	6
9	46	Simon GATES	Yamaha YZF R1 - Canine Plus	7	9:02.704	29.553	0.795	91.64	1:16.641	2
10	80	Mark OVEL	Yamaha R1 - I NEED A SPONSOR	7	9:06.456	33.305	3.752	91.01	1:16.480	3
11	8	Dave SAUNDERS	Suzuki GSXR1000 - Mum/Dad/JW MOT/Parks Utility	7	9:09.523	36.372	3.067	90.50	1:16.550	4
12	19	Tyler DONOVAN	Kawasaki ZX10R -	7	9:16.135	42.984	6.612	89.43	1:17.422	7
13	63	Matthew WREN	Suzuki GSXR1000 - TBR Performance	7	9:22.237	49.086	6.102	88.46	1:18.816	2
14	744	Gary ANDERSON	Honda 954RR - A&M MOT Services. Guildford	7	9:43.855	1:10.704	21.618	85.18	1:22.012	2
15	146	Adrian DRAPER	Suzuki GSXR 750 - droopy racing uk	7	9:45.845	1:12.694	1.990	84.89	1:21.958	2

NOT CLASSIFIED

DNF	888	Paul FAGG	Yamaha R1 4C8 - OnlyFans	1	1:42.044	6 Laps	6 Laps	68.48		
-----	-----	-----------	--------------------------	---	----------	--------	--------	-------	--	--

FASTEST LAP

275	Mark WILBY	Suzuki GSXR 1000 K6 - Cheesy Wotsits	2	1:12.234	98.63 mph	158.73 kph
-----	------------	--------------------------------------	---	----------	-----------	------------

92.5% of Race Speed = 89.65 mph

Weather / Track : Bright / Dry

These results are provisional until the conclusion of any judicial and technical matters.

Race Distance: 7 Laps / 13.85 miles
 Donington Park National: 1.9790 miles
 Date: 03/09/2022 Start: 16:45 Finish: 16:53

Clerk Of Course :	Stewards :	Timekeeper : <i>Craig Smith</i>
-------------------	------------	------------------------------------

Results can be found at www.tsl-timing.com

Printed - 16:58 Saturday, 03 September 2022



BMCRC - MRO Championships 2022 - Rnd 8 @ Donington Park National

Thunderbike Ultra

RACE 16 - LAP CHART

LAP 1 @ 16:46:31.879

NO	BEHIND	LAP TIME
275		1:17.086
47	0.096	1:17.182
102	1.623	1:18.709
5	1.693	1:18.779
45	1.802	1:18.888
17	2.988	1:20.074
20	3.078	1:20.164
46	4.347	1:21.433
63	5.389	1:22.475
80	5.469	1:22.555
4	5.749	1:22.835
8	6.269	1:23.355
19	8.060	1:25.146
744	8.851	1:25.937
146	10.608	1:27.694
888	24.958	1:42.044 P

LAP 2 @ 16:47:44.113

NO	BEHIND	LAP TIME
275		1:12.234
47	0.816	1:12.954
5	4.237	1:14.778
20	5.573	1:14.729
45	5.823	1:16.255
102	5.889	1:16.500
17	5.929	1:15.175
46	8.754	1:16.641
4	10.894	1:17.379
80	11.923	1:18.688
63	11.971	1:18.816
8	12.216	1:18.181
19	15.562	1:19.736
744	18.629	1:22.012
146	20.332	1:21.958

LAP 3 @ 16:48:56.401

NO	BEHIND	LAP TIME
275		1:12.288
47	1.895	1:13.367
5	5.788	1:13.839
20	7.438	1:14.153
45	7.982	1:14.447
17	8.835	1:15.194
102	9.086	1:15.485
46	13.110	1:16.644
4	14.925	1:16.319
80	16.115	1:16.480
8	17.090	1:17.162
63	19.225	1:19.542
19	21.400	1:18.126
744	29.641	1:23.300
146	30.399	1:22.355

LAP 4 @ 16:50:08.902

NO	BEHIND	LAP TIME
275		1:12.501
47	2.987	1:13.593
5	7.403	1:14.116
20	8.565	1:13.628
45	9.509	1:14.028
17	10.877	1:14.543

102	11.275	1:14.690
46	17.344	1:16.735
4	18.576	1:16.152
80	20.731	1:17.117
8	21.139	1:16.550
63	27.400	1:20.676
19	27.653	1:18.754
744	40.004	1:22.864
146	40.558	1:22.660

LAP 5 @ 16:51:21.801

NO	BEHIND	LAP TIME
275		1:12.899
47	4.239	1:14.151
5	8.643	1:14.139
20	9.216	1:13.550
45	11.759	1:15.149
17	12.865	1:14.887
102	13.072	1:14.696
46	21.170	1:16.725
4	21.938	1:16.261
80	24.796	1:16.964
8	26.358	1:18.118
19	33.806	1:19.052
63	34.952	1:20.451
146	50.611	1:22.952
744	51.434	1:24.329

LAP 6 @ 16:52:34.724

NO	BEHIND	LAP TIME
275		1:12.923
47	5.800	1:14.484
5	9.786	1:14.066
20	10.068	1:13.775
45	13.963	1:15.127
102	14.681	1:14.532
17	15.599	1:15.657
4	25.071	1:16.056
46	25.662	1:17.415
80	29.375	1:17.502
8	31.746	1:18.311
19	38.782	1:17.899
63	41.772	1:19.743
744	1:01.149	1:22.638
146	1:01.697	1:24.009

LAP 7 @ 16:53:47.944

NO	BEHIND	LAP TIME
275		1:13.220
47	8.130	1:15.550
20	10.495	1:13.647
5	10.576	1:14.010
102	16.439	1:14.978
45	17.416	1:16.673
17	17.449	1:15.070
4	28.758	1:16.907
46	29.553	1:17.111
80	33.305	1:17.150
8	36.372	1:17.846
19	42.984	1:17.422
63	49.086	1:20.534
744	1:10.704	1:22.775
146	1:12.694	1:24.217

BMCRRC - MRO Championships 2022 - Rnd 8 @ Donington Park National

Thunderbike Ultra

RACE 16 - SECTOR ANALYSIS



SECTOR 1 = FL to I1, SECTOR 2 = I1 to FL, DIFF = Difference To Personal Best Lap, P = Crossed Finish Line in Pit Lane, D = Time Disallowed

P1 275 U		Mark WILBY		Suzuki GSXR 1000 K6 - Cheesy Wotsits		
IDEAL LAP TIME : 1:12.209		BEST LAP TIME : 1:12.234		DIFFERENCE : 0.025		
LAP	SECTOR 1	SECTOR 2	LAP TIME	MPH	DIFF	TIME OF DAY
1 -		25.639	1:17.086	92.42	4.852	16:46:31.879
2 -	46.991	25.243	1:12.234 (1)	98.63		16:47:44.113
3 -	46.966	25.322	1:12.288 (2)	98.55	0.054	16:48:56.401
4 -	47.196	25.305	1:12.501 (3)	98.26	0.267	16:50:08.902
5 -	47.437	25.462	1:12.899	97.73	0.665	16:51:21.801
6 -	47.386	25.537	1:12.923	97.70	0.689	16:52:34.724
7 -	47.856	25.364	1:13.220	97.30	0.986	16:53:47.944

P2 47 U		Daryl DANCE		Yamaha YZF R1 - 2 brothers scaffolding		
IDEAL LAP TIME : 1:12.954		BEST LAP TIME : 1:12.954		DIFFERENCE : 0.000		
LAP	SECTOR 1	SECTOR 2	LAP TIME	MPH	DIFF	TIME OF DAY
1 -		26.073	1:17.182	92.30	4.228	16:46:31.975
2 -	47.453	25.501	1:12.954 (1)	97.65		16:47:44.929
3 -	47.675	25.692	1:13.367 (2)	97.10	0.413	16:48:58.296
4 -	47.906	25.687	1:13.593 (3)	96.81	0.639	16:50:11.889
5 -	48.417	25.734	1:14.151	96.08	1.197	16:51:26.040
6 -	48.405	26.079	1:14.484	95.65	1.530	16:52:40.524
7 -	48.670	26.880	1:15.550	94.30	2.596	16:53:56.074

P3 20 U		Connor SWYER		Suzuki GSXR1000 - WSC Performace & lleithyr farm & dad		
IDEAL LAP TIME : 1:13.293		BEST LAP TIME : 1:13.550		DIFFERENCE : 0.257		
LAP	SECTOR 1	SECTOR 2	LAP TIME	MPH	DIFF	TIME OF DAY
1 -		26.174	1:20.164	88.87	6.614	16:46:34.957
2 -	48.215	26.514	1:14.729	95.33	1.179	16:47:49.686
3 -	48.470	25.683	1:14.153	96.08	0.603	16:49:03.839
4 -	48.268	25.360	1:13.628 (2)	96.76	0.078	16:50:17.467
5 -	47.933	25.617	1:13.550 (1)	96.86		16:51:31.017
6 -	48.149	25.626	1:13.775	96.57	0.225	16:52:44.792
7 -	48.049	25.598	1:13.647 (3)	96.74	0.097	16:53:58.439

P4 5 U		Stacey KILLWORTH		Suzuki GSXR 1000 - Greenplant/Everns		
IDEAL LAP TIME : 1:13.635		BEST LAP TIME : 1:13.839		DIFFERENCE : 0.204		
LAP	SECTOR 1	SECTOR 2	LAP TIME	MPH	DIFF	TIME OF DAY
1 -		26.319	1:18.779	90.43	4.940	16:46:33.572
2 -	48.839	25.939	1:14.778	95.27	0.939	16:47:48.350
3 -	48.167	25.672	1:13.839 (1)	96.48		16:49:02.189
4 -	48.369	25.747	1:14.116	96.12	0.277	16:50:16.305
5 -	48.371	25.768	1:14.139	96.09	0.300	16:51:30.444
6 -	48.439	25.627	1:14.066 (3)	96.19	0.227	16:52:44.510
7 -	48.008	26.002	1:14.010 (2)	96.26	0.171	16:53:58.520

P5 102 U		James FEARN		Suzuki GSXR1000 - Jwf tiling, palmer race skool, the factory		
IDEAL LAP TIME : 1:14.414		BEST LAP TIME : 1:14.532		DIFFERENCE : 0.118		
LAP	SECTOR 1	SECTOR 2	LAP TIME	MPH	DIFF	TIME OF DAY
1 -		26.259	1:18.709	90.51	4.177	16:46:33.502
2 -	49.365	27.135	1:16.500	93.13	1.968	16:47:50.002
3 -	49.214	26.271	1:15.485	94.38	0.953	16:49:05.487
4 -	48.565	26.125	1:14.690 (2)	95.38	0.158	16:50:20.177
5 -	48.659	26.037	1:14.696 (3)	95.38	0.164	16:51:34.873
6 -	48.377	26.155	1:14.532 (1)	95.59		16:52:49.405
7 -	48.778	26.200	1:14.978	95.02	0.446	16:54:04.383

BMCRC - MRO Championships 2022 - Rnd 8 @ Donington Park National

Thunderbike Ultra

RACE 16 - SECTOR ANALYSIS



SECTOR 1 = FL to I1, SECTOR 2 = I1 to FL, DIFF = Difference To Personal Best Lap, P = Crossed Finish Line in Pit Lane, D = Time Disallowed

P6 45 U		Chad HASHMI		Suzuki GSXR1000 -		
IDEAL LAP TIME : 1:13.987		BEST LAP TIME : 1:14.028		DIFFERENCE : 0.041		
LAP	SECTOR 1	SECTOR 2	LAP TIME	MPH	DIFF	TIME OF DAY
1 -		26.026	1:18.888	90.31	4.860	16:46:33.681
2 -	48.910	27.345	1:16.255	93.43	2.227	16:47:49.936
3 -	48.600	25.847	1:14.447 (2)	95.70	0.419	16:49:04.383
4 -	48.140	25.888	1:14.028 (1)	96.24		16:50:18.411
5 -	48.854	26.295	1:15.149	94.80	1.121	16:51:33.560
6 -	48.531	26.596	1:15.127 (3)	94.83	1.099	16:52:48.687
7 -	49.865	26.808	1:16.673	92.92	2.645	16:54:05.360

P7 17 U		Jordan KILLWORTH		Kawasaki ZX-10R - BK Racing / Rabbit		
IDEAL LAP TIME : 1:14.543		BEST LAP TIME : 1:14.543		DIFFERENCE : 0.000		
LAP	SECTOR 1	SECTOR 2	LAP TIME	MPH	DIFF	TIME OF DAY
1 -		26.445	1:20.074	88.97	5.531	16:46:34.867
2 -	48.644	26.531	1:15.175	94.77	0.632	16:47:50.042
3 -	48.911	26.283	1:15.194	94.75	0.651	16:49:05.236
4 -	48.370	26.173	1:14.543 (1)	95.57		16:50:19.779
5 -	48.562	26.325	1:14.887 (2)	95.13	0.344	16:51:34.666
6 -	49.012	26.645	1:15.657	94.17	1.114	16:52:50.323
7 -	48.431	26.639	1:15.070 (3)	94.90	0.527	16:54:05.393

P8 4 U		Hayden KILLWORTH		Kawasaki ZX10R - Stacey Killworth & Alex Killworth		
IDEAL LAP TIME : 1:15.795		BEST LAP TIME : 1:16.056		DIFFERENCE : 0.261		
LAP	SECTOR 1	SECTOR 2	LAP TIME	MPH	DIFF	TIME OF DAY
1 -		27.119	1:22.835	86.00	6.779	16:46:37.628
2 -	50.584	26.795	1:17.379	92.07	1.323	16:47:55.007
3 -	49.741	26.578	1:16.319	93.35	0.263	16:49:11.326
4 -	49.217	26.935	1:16.152 (2)	93.55	0.096	16:50:27.478
5 -	49.492	26.769	1:16.261 (3)	93.42	0.205	16:51:43.739
6 -	49.359	26.697	1:16.056 (1)	93.67		16:52:59.795
7 -	50.101	26.806	1:16.907	92.63	0.851	16:54:16.702

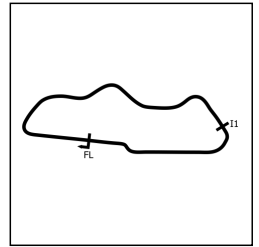
P9 46 U		Simon GATES		Yamaha YZF R1 - Canine Plus		
IDEAL LAP TIME : 1:16.408		BEST LAP TIME : 1:16.641		DIFFERENCE : 0.233		
LAP	SECTOR 1	SECTOR 2	LAP TIME	MPH	DIFF	TIME OF DAY
1 -		26.602	1:21.433	87.49	4.792	16:46:36.226
2 -	50.090	26.551	1:16.641 (1)	92.96		16:47:52.867
3 -	50.294	26.350	1:16.644 (2)	92.95	0.003	16:49:09.511
4 -	50.361	26.374	1:16.735	92.84	0.094	16:50:26.246
5 -	50.377	26.348	1:16.725 (3)	92.85	0.084	16:51:42.971
6 -	51.097	26.318	1:17.415	92.03	0.774	16:53:00.386
7 -	50.606	26.505	1:17.111	92.39	0.470	16:54:17.497

P10 80 U		Mark OVEL		Yamaha R1 - I NEED A SPONSOR		
IDEAL LAP TIME : 1:16.480		BEST LAP TIME : 1:16.480		DIFFERENCE : 0.000		
LAP	SECTOR 1	SECTOR 2	LAP TIME	MPH	DIFF	TIME OF DAY
1 -		27.018	1:22.555	86.30	6.075	16:46:37.348
2 -	51.481	27.207	1:18.688	90.54	2.208	16:47:56.036
3 -	50.002	26.478	1:16.480 (1)	93.15		16:49:12.516
4 -	50.317	26.800	1:17.117 (3)	92.38	0.637	16:50:29.633
5 -	50.213	26.751	1:16.964 (2)	92.57	0.484	16:51:46.597
6 -	50.872	26.630	1:17.502	91.92	1.022	16:53:04.099
7 -	50.394	26.756	1:17.150	92.34	0.670	16:54:21.249

BMCRG - MRO Championships 2022 - Rnd 8 @ Donington Park National

Thunderbike Ultra

RACE 16 - SECTOR ANALYSIS



SECTOR 1 = FL to I1, SECTOR 2 = I1 to FL, DIFF = Difference To Personal Best Lap, P = Crossed Finish Line in Pit Lane, D = Time Disallowed

P11 8 U		Dave SAUNDERS		Suzuki GSXR1000 - Mum/Dad/JW MOT/Parks Utility		
IDEAL LAP TIME : 1:16.480		BEST LAP TIME : 1:16.550		DIFFERENCE : 0.070		
LAP	SECTOR 1	SECTOR 2	LAP TIME	MPH	DIFF	TIME OF DAY
1 -		26.867	1:23.355	85.47	6.805	16:46:38.148
2 -	51.139	27.042	1:18.181	91.13	1.631	16:47:56.329
3 -	50.863	26.299	1:17.162 (2)	92.33	0.612	16:49:13.491
4 -	50.181	26.369	1:16.550 (1)	93.07		16:50:30.041
5 -	51.267	26.851	1:18.118	91.20	1.568	16:51:48.159
6 -	51.251	27.060	1:18.311	90.97	1.761	16:53:06.470
7 -	50.926	26.920	1:17.846 (3)	91.52	1.296	16:54:24.316

P12 19 U		Tyler DONOVAN		Kawasaki ZX10R -		
IDEAL LAP TIME : 1:17.422		BEST LAP TIME : 1:17.422		DIFFERENCE : 0.000		
LAP	SECTOR 1	SECTOR 2	LAP TIME	MPH	DIFF	TIME OF DAY
1 -		27.775	1:25.146	83.67	7.724	16:46:39.939
2 -	51.672	28.064	1:19.736	89.35	2.314	16:47:59.675
3 -	51.092	27.034	1:18.126 (3)	91.19	0.704	16:49:17.801
4 -	51.054	27.700	1:18.754	90.46	1.332	16:50:36.555
5 -	51.624	27.428	1:19.052	90.12	1.630	16:51:55.607
6 -	50.821	27.078	1:17.899 (2)	91.45	0.477	16:53:13.506
7 -	50.696	26.726	1:17.422 (1)	92.02		16:54:30.928

P13 63 U		Matthew WREN		Suzuki GSXR1000 - TBR Performance		
IDEAL LAP TIME : 1:18.527		BEST LAP TIME : 1:18.816		DIFFERENCE : 0.289		
LAP	SECTOR 1	SECTOR 2	LAP TIME	MPH	DIFF	TIME OF DAY
1 -		27.200	1:22.475	86.38	3.659	16:46:37.268
2 -	51.327	27.489	1:18.816 (1)	90.39		16:47:56.084
3 -	52.161	27.381	1:19.542 (2)	89.57	0.726	16:49:15.626
4 -	52.851	27.825	1:20.676	88.31	1.860	16:50:36.302
5 -	52.634	27.817	1:20.451	88.55	1.635	16:51:56.753
6 -	52.293	27.450	1:19.743 (3)	89.34	0.927	16:53:16.496
7 -	52.344	28.190	1:20.534	88.46	1.718	16:54:37.030

P14 744 U		Gary ANDERSON		Honda 954RR - A&M MOT Services. Guildford		
IDEAL LAP TIME : 1:21.200		BEST LAP TIME : 1:22.012		DIFFERENCE : 0.812		
LAP	SECTOR 1	SECTOR 2	LAP TIME	MPH	DIFF	TIME OF DAY
1 -		27.950	1:25.937	82.90	3.925	16:46:40.730
2 -	53.250	28.762	1:22.012 (1)	86.87		16:48:02.742
3 -	54.313	28.987	1:23.300	85.52	1.288	16:49:26.042
4 -	54.340	28.524	1:22.864	85.97	0.852	16:50:48.906
5 -	56.115	28.214	1:24.329	84.48	2.317	16:52:13.235
6 -	53.452	29.186	1:22.638 (2)	86.21	0.626	16:53:35.873
7 -	53.751	29.024	1:22.775 (3)	86.07	0.763	16:54:58.648

P15 146 U		Adrian DRAPER		Suzuki GSXR 750 - droopy racing uk		
IDEAL LAP TIME : 1:21.640		BEST LAP TIME : 1:21.958		DIFFERENCE : 0.318		
LAP	SECTOR 1	SECTOR 2	LAP TIME	MPH	DIFF	TIME OF DAY
1 -		28.666	1:27.694	81.24	5.736	16:46:42.487
2 -	53.226	28.732	1:21.958 (1)	86.93		16:48:04.445
3 -	53.586	28.769	1:22.355 (2)	86.51	0.397	16:49:26.800
4 -	54.246	28.414	1:22.660 (3)	86.19	0.702	16:50:49.460
5 -	54.335	28.617	1:22.952	85.88	0.994	16:52:12.412
6 -	54.159	29.850	1:24.009	84.80	2.051	16:53:36.421
7 -	55.489	28.728	1:24.217	84.59	2.259	16:55:00.638

P16 888 U		Paul FAGG		Yamaha R1 4C8 - OnlyFans		
IDEAL LAP TIME :		BEST LAP TIME :		DIFFERENCE :		
LAP	SECTOR 1	SECTOR 2	LAP TIME	MPH	DIFF	TIME OF DAY
1 -		IN PIT	1:42.044 P	69.81		16:46:56.837

BMCRC - MRO Championships 2022 - Rnd 8 @ Donington Park National

Thunderbike Ultra

RACE 16 - BEST SECTORS

SECTOR 1			SECTOR 2			IDEAL / BEST COMPARISON						
POS	NO	NAME	TIME	NO	NAME	TIME	POS	NO	NAME	IDEAL	BEST	DIFF
									PERFECT LAP	1:12.209		
1	275	WILBY	46.966	275	WILBY	25.243	1	275	WILBY	1:12.209	1:12.234	0.025
2	47	DANCE	47.453	20	SWYER	25.360	2	47	DANCE	1:12.954	1:12.954	0.000
3	20	SWYER	47.933	47	DANCE	25.501	3	20	SWYER	1:13.293	1:13.550	0.257
4	5	KILLWORTH	48.008	5	KILLWORTH	25.627	4	5	KILLWORTH	1:13.635	1:13.839	0.204
5	45	HASHMI	48.140	45	HASHMI	25.847	5	45	HASHMI	1:13.987	1:14.028	0.041
6	17	KILLWORTH	48.370	102	FEARN	26.037	6	102	FEARN	1:14.414	1:14.532	0.118
7	102	FEARN	48.377	17	KILLWORTH	26.173	7	17	KILLWORTH	1:14.543	1:14.543	0.000
8	4	KILLWORTH	49.217	8	SAUNDERS	26.299	8	4	KILLWORTH	1:15.795	1:16.056	0.261
9	80	OVEL	50.002	46	GATES	26.318	9	46	GATES	1:16.408	1:16.641	0.233
10	46	GATES	50.090	80	OVEL	26.478	10	80	OVEL	1:16.480	1:16.480	0.000
11	8	SAUNDERS	50.181	4	KILLWORTH	26.578	11	8	SAUNDERS	1:16.480	1:16.550	0.070
12	19	DONOVAN	50.696	19	DONOVAN	26.726	12	19	DONOVAN	1:17.422	1:17.422	0.000
13	63	WREN	51.327	63	WREN	27.200	13	63	WREN	1:18.527	1:18.816	0.289
14	146	DRAPER	53.226	744	ANDERSON	27.950	14	744	ANDERSON	1:21.200	1:22.012	0.812
15	744	ANDERSON	53.250	146	DRAPER	28.414	15	146	DRAPER	1:21.640	1:21.958	0.318
16							16	888	FAGG			

BMCRC - MRO Championships 2022 - Rnd 8 @ Donington Park National

Thunderbike Ultra

RACE 16 - STATISTICS

Competitors Started	16
Planned Start	2022-09-03 @ 17:10:00.000
Actual Start	2022-09-03 @ 16:45:14.792
Finish Time	2022-09-03 @ 16:53:47.943
Track Length	1.9790mi.
Total Laps	106
Total Distance Covered	209.7811mi.

Session Fastest Lap History

NO	NAME	LAP TIME	TIME OF DAY	LAP	VEHICLE
275	Mark WILBY	1:12.234	16:47:44.116	2	Suzuki GSXR 1000 K6

Session Leader History

NO	NAME	FROM LAP	LAPS LED	DISTANCE	VEHICLE
275	Mark WILBY	1	7	13.81 miles	Suzuki GSXR 1000 K6

Flag History

TYPE	TIME OF DAY
GREEN	16:45:14.792
FINISH	16:53:47.943

Flag Statistics

TYPE	COUNT	TOTAL LAPS	TOTAL TIME
Green	1	7	9:51.818
Red	0	0	0.000
Safety Car	0	0	0.000
FCY	0	0	0.000

BMCRC - MRO Championships 2022 - Rnd 8 @ Donington Park National



Thunderbike Ultra

RACE 6 - GRID (10 Laps)

ROW 7				19	7	Seb JENKINS																					
ROW 6	18	84	Ricardo BRANCO	17	60	Liam McCARTER	16	888	Paul FAGG																		
ROW 5			1:22.012	15	744	Gary ANDERSON	14	146	Adrian DRAPER	1:21.958	13	63	Matthew WREN	1:18.816													
ROW 4			1:17.422	12	19	Tyler DONOVAN			1:16.641	11	46	Simon GATES			1:16.550	10	8	Dave SAUNDERS									
ROW 3						1:16.480	9	80	Mark OVEL						1:16.056	8	4	Hayden KILLWORTH						1:14.543	7	17	Jordan KILLWORTH
ROW 2			1:14.532	6	102	James FEARN			1:14.028	5	45	Chad HASHMI			1:13.839	4	5	Stacey KILLWORTH									
ROW 1						1:13.550	3	20	Connor SWYER						1:12.954	2	47	Daryl DANCE						1:12.234	1	275	Mark WILBY
														Pole													

Donington Park National: 1.9790 miles

These results are provisional until the conclusion of any judicial and technical matters.

Clerk Of Course :	Stewards :	Timekeeper : <i>Craig Smith</i>
-------------------	------------	------------------------------------

Results can be found at www.tsl-timing.com

Printed - 16:59 Saturday, 03 September 2022



BMCRC - MRO Championships 2022 - Rnd 8 @ Donington Park National



Thunderbike Ultra

RACE 6 - CLASSIFICATION

POS	NO	NAME	ENTRY	LAPS	TIME	GAP	DIFF	MPH	BEST	ON
1	275	Mark WILBY	Suzuki GSXR 1000 K6 - Cheesy Wotsits	10	12:09.953			97.41	1:12.085	2
2	5	Stacey KILLWORTH	Suzuki GSXR 1000 - Greenplant/Evems	10	12:19.503	9.550	9.550	96.15	1:13.050	7
3	102	James FEARN	Suzuki GSXR1000 - Jwf tiling, palmer race skool, th	10	12:29.602	19.649	10.099	94.86	1:14.193	10
4	47	Daryl DANCE	Yamaha YZF R1 - 2 brothers scaffolding	10	12:29.665	19.712	0.063	94.85	1:13.472	2
5	20	Connor SWYER	Suzuki GSXR1000 - WSC Performance & lleithyr farm	10	12:32.876	22.923	3.211	94.45	1:13.845	7
6	17	Jordan KILLWORTH	Kawasaki ZX-10R - BK Racing / Rabbit	10	12:42.889	32.936	10.013	93.21	1:15.155	7
7	4	Hayden KILLWORTH	Kawasaki ZX10R - Stacey Killworth & Alex Killworth	10	12:47.975	38.022	5.086	92.59	1:15.570	3
8	80	Mark OVEL	Yamaha R1 - I NEED A SPONSOR	10	13:04.288	54.335	16.313	90.66	1:16.604	9
9	8	Dave SAUNDERS	Suzuki GSXR1000 - Mum/Dad/JW MOT/Parks Utility	10	13:05.849	55.896	1.561	90.48	1:16.289	10
10	46	Simon GATES	Yamaha YZF R1 - Canine Plus	10	13:07.801	57.848	1.952	90.26	1:17.219	6
11	19	Tyler DONOVAN	Kawasaki ZX10R -	10	13:07.852	57.899	0.051	90.25	1:17.615	5
12	744	Gary ANDERSON	Honda 954RR - A&M MOT Services. Guildford	9	12:35.204	1 Lap	1 Lap	84.72	1:22.139	9
13	888	Paul FAGG	Yamaha R1 4C8 - OnlyFans	9	12:38.487	1 Lap	3.283	84.35	1:22.652	6

FASTEST LAP

275	Mark WILBY	Suzuki GSXR 1000 K6 - Cheesy Wotsits	2	1:12.085	98.83 mph	159.06 kph
-----	------------	--------------------------------------	---	----------	-----------	------------

92.5% of Race Speed = 90.10 mph

Weather / Track : Cloudy / Dry

These results are provisional until the conclusion of any judicial and technical matters.

Race Distance: 10 Laps / 19.79 miles
 Donington Park National: 1.9790 miles
 Date: 04/09/2022 Start: 11:14 Finish: 11:26

Clerk Of Course :

Stewards :

Timekeeper :

Craig Smith

Results can be found at www.tsl-timing.com

Printed - 11:30 Sunday, 04 September 2022



BMCRC - MRO Championships 2022 - Rnd 8 @ Donington Park National

Thunderbike Ultra

RACE 6 - LAP CHART

LAP 1 @ 11:15:40.521

NO	BEHIND	LAP TIME
275		1:16.445
47	0.959	1:17.404
5	1.653	1:18.098
102	2.874	1:19.319
20	4.607	1:21.052
17	4.713	1:21.158
80	6.317	1:22.762
4	6.367	1:22.812
19	8.117	1:24.562
46	8.346	1:24.791
8	9.451	1:25.896
888	11.553	1:27.998
744	11.925	1:28.370

LAP 2 @ 11:16:52.606

NO	BEHIND	LAP TIME
275		1:12.085
47	2.346	1:13.472
5	3.082	1:13.514
102	5.157	1:14.368
17	8.164	1:15.536
20	8.435	1:15.913
4	10.386	1:16.104
80	13.082	1:18.850
19	15.320	1:19.288
46	15.405	1:19.144
8	15.874	1:18.508
744	23.367	1:23.527
888	24.177	1:24.709

LAP 3 @ 11:18:05.078

NO	BEHIND	LAP TIME
275		1:12.472
47	3.885	1:14.011
5	4.010	1:13.400
102	7.369	1:14.684
20	10.756	1:14.793
17	11.302	1:15.610
4	13.484	1:15.570
80	19.017	1:18.407
19	21.579	1:18.731
46	21.650	1:18.717
8	22.002	1:18.600
744	34.452	1:23.557
888	36.388	1:24.683

LAP 4 @ 11:19:17.855

NO	BEHIND	LAP TIME
275		1:12.777
47	5.327	1:14.219
5	5.417	1:14.184
102	9.130	1:14.538
20	12.709	1:14.730
17	13.698	1:15.173
4	17.327	1:16.620
80	24.704	1:18.464
19	26.876	1:18.074
46	27.701	1:18.828
8	28.093	1:18.868
744	44.658	1:22.983
888	48.322	1:24.711

LAP 5 @ 11:20:30.381

NO	BEHIND	LAP TIME
275		1:12.526
5	7.092	1:14.201
47	7.133	1:14.332
102	11.374	1:14.770
20	14.399	1:14.216
17	17.727	1:16.555
4	20.787	1:15.986
80	30.407	1:18.229
19	31.965	1:17.615
46	32.952	1:17.777
8	33.311	1:17.744
744	55.859	1:23.727
888	58.687	1:22.891

LAP 6 @ 11:21:42.841

NO	BEHIND	LAP TIME
275		1:12.460
5	7.744	1:13.112
47	8.541	1:13.868
102	13.326	1:14.412
20	16.121	1:14.182
17	21.112	1:15.845
4	24.537	1:16.210
80	36.383	1:18.436
19	37.469	1:17.964
46	37.711	1:17.219
8	38.226	1:17.375
744	1:07.385	1:23.986
888	1:08.879	1:22.652

LAP 7 @ 11:22:55.530

NO	BEHIND	LAP TIME
275		1:12.689
5	8.105	1:13.050
47	11.135	1:15.283
102	15.083	1:14.446
20	17.277	1:13.845
17	23.578	1:15.155
4	27.881	1:16.033
80	41.948	1:18.254
19	42.446	1:17.666
46	42.528	1:17.506
8	43.221	1:17.684

LAP 8 @ 11:24:08.993

NO	BEHIND	LAP TIME
275		1:13.463
744	1 Lap	1:23.140
888	1 Lap	1:24.203
5	7.820	1:13.178
47	12.856	1:15.184
102	16.050	1:14.430
20	18.171	1:14.357
17	25.558	1:15.443
4	30.225	1:15.807
80	45.385	1:16.900
19	46.817	1:17.834
46	46.977	1:17.912
8	47.125	1:17.367

LAP 9 @ 11:25:21.501

NO	BEHIND	LAP TIME
275		1:12.508
5	8.722	1:13.410
744	1 Lap	1:23.775
47	16.295	1:15.947
888	1 Lap	1:23.324
102	17.984	1:14.442
20	20.054	1:14.391
17	28.584	1:15.534
4	34.575	1:16.858
80	49.481	1:16.604
8	52.135	1:17.518
19	52.561	1:18.252
46	53.083	1:18.614

LAP 10 @ 11:26:34.029

NO	BEHIND	LAP TIME
275		1:12.528
5	9.550	1:13.356
102	19.649	1:14.193
47	19.712	1:15.945
20	22.923	1:15.397
744	1 Lap	1:22.139
888	1 Lap	1:23.316
17	32.936	1:16.880
4	38.022	1:15.975
80	54.335	1:17.382
8	55.896	1:16.289
46	57.848	1:17.293
19	57.899	1:17.866

BMCR - MRO Championships 2022 - Rnd 8 @ Donington Park National

Thunderbike Ultra

RACE 6 - SECTOR ANALYSIS



SECTOR 1 = FL to I1, SECTOR 2 = I1 to FL, DIFF = Difference To Personal Best Lap, P = Crossed Finish Line in Pit Lane, D = Time Disallowed

P1		275 U	Mark WILBY		Suzuki GSXR 1000 K6 - Cheesy Wotsits		
IDEAL LAP TIME : 1:12.085		BEST LAP TIME : 1:12.085		DIFFERENCE : 0.000			
LAP	SECTOR 1	SECTOR 2	LAP TIME	MPH	DIFF	TIME OF DAY	
1 -		25.561	1:16.445	93.19	4.360	11:15:40.521	
2 -	46.870	25.215	1:12.085 (1)	98.83		11:16:52.606	
3 -	47.119	25.353	1:12.472 (3)	98.30	0.387	11:18:05.078	
4 -	47.471	25.306	1:12.777	97.89	0.692	11:19:17.855	
5 -	47.207	25.319	1:12.526	98.23	0.441	11:20:30.381	
6 -	47.175	25.285	1:12.460 (2)	98.32	0.375	11:21:42.841	
7 -	47.237	25.452	1:12.689	98.01	0.604	11:22:55.530	
8 -	48.201	25.262	1:13.463	96.98	1.378	11:24:08.993	
9 -	46.887	25.621	1:12.508	98.26	0.423	11:25:21.501	
10 -	47.088	25.440	1:12.528	98.23	0.443	11:26:34.029	

P2		5 U	Stacey KILLWORTH		Suzuki GSXR 1000 - Greenplant/Everns		
IDEAL LAP TIME : 1:12.991		BEST LAP TIME : 1:13.050		DIFFERENCE : 0.059			
LAP	SECTOR 1	SECTOR 2	LAP TIME	MPH	DIFF	TIME OF DAY	
1 -		25.788	1:18.098	91.22	5.048	11:15:42.174	
2 -	48.071	25.443	1:13.514	96.91	0.464	11:16:55.688	
3 -	47.767	25.633	1:13.400	97.06	0.350	11:18:09.088	
4 -	48.503	25.681	1:14.184	96.04	1.134	11:19:23.272	
5 -	48.294	25.907	1:14.201	96.01	1.151	11:20:37.473	
6 -	47.845	25.267	1:13.112 (2)	97.44	0.062	11:21:50.585	
7 -	47.724	25.326	1:13.050 (1)	97.53		11:23:03.635	
8 -	47.750	25.428	1:13.178 (3)	97.36	0.128	11:24:16.813	
9 -	47.919	25.491	1:13.410	97.05	0.360	11:25:30.223	
10 -	47.930	25.426	1:13.356	97.12	0.306	11:26:43.579	

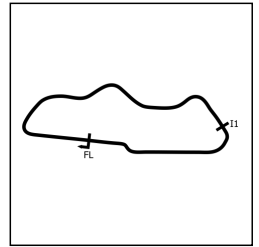
P3		102 U	James FEARN		Suzuki GSXR1000 - Jwf tiling, palmer race skool, the factory		
IDEAL LAP TIME : 1:14.180		BEST LAP TIME : 1:14.193		DIFFERENCE : 0.013			
LAP	SECTOR 1	SECTOR 2	LAP TIME	MPH	DIFF	TIME OF DAY	
1 -		26.243	1:19.319	89.82	5.126	11:15:43.395	
2 -	48.495	25.873	1:14.368 (2)	95.80	0.175	11:16:57.763	
3 -	48.744	25.940	1:14.684	95.39	0.491	11:18:12.447	
4 -	48.540	25.998	1:14.538	95.58	0.345	11:19:26.985	
5 -	48.916	25.854	1:14.770	95.28	0.577	11:20:41.755	
6 -	48.571	25.841	1:14.412 (3)	95.74	0.219	11:21:56.167	
7 -	48.571	25.875	1:14.446	95.70	0.253	11:23:10.613	
8 -	48.506	25.924	1:14.430	95.72	0.237	11:24:25.043	
9 -	48.377	26.065	1:14.442	95.70	0.249	11:25:39.485	
10 -	48.390	25.803	1:14.193 (1)	96.02		11:26:53.678	

P4		47 U	Daryl DANCE		Yamaha YZF R1 - 2 brothers scaffolding		
IDEAL LAP TIME : 1:13.472		BEST LAP TIME : 1:13.472		DIFFERENCE : 0.000			
LAP	SECTOR 1	SECTOR 2	LAP TIME	MPH	DIFF	TIME OF DAY	
1 -		26.323	1:17.404	92.04	3.932	11:15:41.480	
2 -	47.725	25.747	1:13.472 (1)	96.97		11:16:54.952	
3 -	48.121	25.890	1:14.011 (3)	96.26	0.539	11:18:08.963	
4 -	48.413	25.806	1:14.219	95.99	0.747	11:19:23.182	
5 -	48.148	26.184	1:14.332	95.84	0.860	11:20:37.514	
6 -	48.027	25.841	1:13.868 (2)	96.45	0.396	11:21:51.382	
7 -	48.478	26.805	1:15.283	94.63	1.811	11:23:06.665	
8 -	48.850	26.334	1:15.184	94.76	1.712	11:24:21.849	
9 -	49.388	26.559	1:15.947	93.81	2.475	11:25:37.796	
10 -	49.500	26.445	1:15.945	93.81	2.473	11:26:53.741	

BMCRG - MRO Championships 2022 - Rnd 8 @ Donington Park National

Thunderbike Ultra

RACE 6 - SECTOR ANALYSIS



SECTOR 1 = FL to I1, SECTOR 2 = I1 to FL, DIFF = Difference To Personal Best Lap, P = Crossed Finish Line in Pit Lane, D = Time Disallowed

P5		20 U		Connor SWYER		Suzuki GSXR1000 - WSC Performace & lleithyr farm & dad	
IDEAL LAP TIME : 1:13.718		BEST LAP TIME : 1:13.845		DIFFERENCE : 0.127			
LAP	SECTOR 1	SECTOR 2	LAP TIME	MPH	DIFF	TIME OF DAY	
1 -		26.818	1:21.052	87.90	7.207	11:15:45.128	
2 -	49.569	26.344	1:15.913	93.85	2.068	11:17:01.041	
3 -	48.662	26.131	1:14.793	95.25	0.948	11:18:15.834	
4 -	49.007	25.723	1:14.730	95.33	0.885	11:19:30.564	
5 -	48.310	25.906	1:14.216 (3)	95.99	0.371	11:20:44.780	
6 -	48.481	25.701	1:14.182 (2)	96.04	0.337	11:21:58.962	
7 -	48.017	25.828	1:13.845 (1)	96.48		11:23:12.807	
8 -	48.247	26.110	1:14.357	95.81	0.512	11:24:27.164	
9 -	48.368	26.023	1:14.391	95.77	0.546	11:25:41.555	
10 -	49.093	26.304	1:15.397	94.49	1.552	11:26:56.952	

P6		17 U		Jordan KILLWORTH		Kawasaki ZX-10R - BK Racing / Rabbit	
IDEAL LAP TIME : 1:14.872		BEST LAP TIME : 1:15.155		DIFFERENCE : 0.283			
LAP	SECTOR 1	SECTOR 2	LAP TIME	MPH	DIFF	TIME OF DAY	
1 -		27.056	1:21.158	87.78	6.003	11:15:45.234	
2 -	49.197	26.339	1:15.536	94.32	0.381	11:17:00.770	
3 -	49.387	26.223	1:15.610	94.22	0.455	11:18:16.380	
4 -	48.715	26.458	1:15.173 (2)	94.77	0.018	11:19:31.553	
5 -	49.842	26.713	1:16.555	93.06	1.400	11:20:48.108	
6 -	49.527	26.318	1:15.845	93.93	0.690	11:22:03.953	
7 -	48.649	26.506	1:15.155 (1)	94.79		11:23:19.108	
8 -	48.849	26.594	1:15.443 (3)	94.43	0.288	11:24:34.551	
9 -	49.014	26.520	1:15.534	94.32	0.379	11:25:50.085	
10 -	49.603	27.277	1:16.880	92.67	1.725	11:27:06.965	

P7		4 U		Hayden KILLWORTH		Kawasaki ZX10R - Stacey Killworth & Alex Killworth	
IDEAL LAP TIME : 1:15.373		BEST LAP TIME : 1:15.570		DIFFERENCE : 0.197			
LAP	SECTOR 1	SECTOR 2	LAP TIME	MPH	DIFF	TIME OF DAY	
1 -		27.504	1:22.812	86.03	7.242	11:15:46.888	
2 -	49.391	26.713	1:16.104	93.61	0.534	11:17:02.992	
3 -	48.915	26.655	1:15.570 (1)	94.27		11:18:18.562	
4 -	49.577	27.043	1:16.620	92.98	1.050	11:19:35.182	
5 -	49.121	26.865	1:15.986	93.76	0.416	11:20:51.168	
6 -	49.428	26.782	1:16.210	93.48	0.640	11:22:07.378	
7 -	49.177	26.856	1:16.033	93.70	0.463	11:23:23.411	
8 -	49.349	26.458	1:15.807 (2)	93.98	0.237	11:24:39.218	
9 -	49.857	27.001	1:16.858	92.69	1.288	11:25:56.076	
10 -	49.181	26.794	1:15.975 (3)	93.77	0.405	11:27:12.051	

P8		80 U		Mark OVEL		Yamaha R1 - I NEED A SPONSOR	
IDEAL LAP TIME : 1:16.555		BEST LAP TIME : 1:16.604		DIFFERENCE : 0.049			
LAP	SECTOR 1	SECTOR 2	LAP TIME	MPH	DIFF	TIME OF DAY	
1 -		27.570	1:22.762	86.08	6.158	11:15:46.838	
2 -	51.449	27.401	1:18.850	90.35	2.246	11:17:05.688	
3 -	51.105	27.302	1:18.407	90.86	1.803	11:18:24.095	
4 -	51.672	26.792	1:18.464	90.80	1.860	11:19:42.559	
5 -	51.362	26.867	1:18.229	91.07	1.625	11:21:00.788	
6 -	50.745	27.691	1:18.436	90.83	1.832	11:22:19.224	
7 -	51.254	27.000	1:18.254	91.04	1.650	11:23:37.478	
8 -	50.306	26.594	1:16.900 (2)	92.64	0.296	11:24:54.378	
9 -	49.961	26.643	1:16.604 (1)	93.00		11:26:10.982	
10 -	50.582	26.800	1:17.382 (3)	92.07	0.778	11:27:28.364	

BMCRC - MRO Championships 2022 - Rnd 8 @ Donington Park National

Thunderbike Ultra

RACE 6 - SECTOR ANALYSIS



SECTOR 1 = FL to I1, SECTOR 2 = I1 to FL, DIFF = Difference To Personal Best Lap, P = Crossed Finish Line in Pit Lane, D = Time Disallowed

P9		8 U		Dave SAUNDERS		Suzuki GSXR1000 - Mum/Dad/JW MOT/Parks Utility	
IDEAL LAP TIME : 1:16.206		BEST LAP TIME : 1:16.289		DIFFERENCE : 0.083			
LAP	SECTOR 1	SECTOR 2	LAP TIME	MPH	DIFF	TIME OF DAY	
1 -		27.533	1:25.896	82.94	9.607	11:15:49.972	
2 -	51.496	27.012	1:18.508	90.75	2.219	11:17:08.480	
3 -	51.583	27.017	1:18.600	90.64	2.311	11:18:27.080	
4 -	52.205	26.663	1:18.868	90.33	2.579	11:19:45.948	
5 -	51.090	26.654	1:17.744	91.64	1.455	11:21:03.692	
6 -	50.842	26.533	1:17.375 (3)	92.07	1.086	11:22:21.067	
7 -	51.024	26.660	1:17.684	91.71	1.395	11:23:38.751	
8 -	50.927	26.440	1:17.367 (2)	92.08	1.078	11:24:56.118	
9 -	51.037	26.481	1:17.518	91.90	1.229	11:26:13.636	
10 -	49.766	26.523	1:16.289 (1)	93.39		11:27:29.925	

P10		46 U		Simon GATES		Yamaha YZF R1 - Canine Plus	
IDEAL LAP TIME : 1:16.676		BEST LAP TIME : 1:17.219		DIFFERENCE : 0.543			
LAP	SECTOR 1	SECTOR 2	LAP TIME	MPH	DIFF	TIME OF DAY	
1 -		27.561	1:24.791	84.02	7.572	11:15:48.867	
2 -	52.130	27.014	1:19.144	90.02	1.925	11:17:08.011	
3 -	51.620	27.097	1:18.717	90.50	1.498	11:18:26.728	
4 -	52.175	26.653	1:18.828	90.38	1.609	11:19:45.556	
5 -	51.188	26.589	1:17.777	91.60	0.558	11:21:03.333	
6 -	50.764	26.455	1:17.219 (1)	92.26		11:22:20.552	
7 -	50.810	26.696	1:17.506 (3)	91.92	0.287	11:23:38.058	
8 -	51.117	26.795	1:17.912	91.44	0.693	11:24:55.970	
9 -	51.887	26.727	1:18.614	90.62	1.395	11:26:14.584	
10 -	50.221	27.072	1:17.293 (2)	92.17	0.074	11:27:31.877	

P11		19 U		Tyler DONOVAN		Kawasaki ZX10R -	
IDEAL LAP TIME : 1:17.371		BEST LAP TIME : 1:17.615		DIFFERENCE : 0.244			
LAP	SECTOR 1	SECTOR 2	LAP TIME	MPH	DIFF	TIME OF DAY	
1 -		28.026	1:24.562	84.25	6.947	11:15:48.638	
2 -	51.749	27.539	1:19.288	89.85	1.673	11:17:07.926	
3 -	51.292	27.439	1:18.731	90.49	1.116	11:18:26.657	
4 -	51.143	26.931	1:18.074	91.25	0.459	11:19:44.731	
5 -	50.502	27.113	1:17.615 (1)	91.79		11:21:02.346	
6 -	50.934	27.030	1:17.964	91.38	0.349	11:22:20.310	
7 -	50.620	27.046	1:17.666 (2)	91.73	0.051	11:23:37.976	
8 -	50.965	26.869	1:17.834 (3)	91.53	0.219	11:24:55.810	
9 -	51.051	27.201	1:18.252	91.04	0.637	11:26:14.062	
10 -	50.531	27.335	1:17.866	91.49	0.251	11:27:31.928	

P12		744 U		Gary ANDERSON		Honda 954RR - A&M MOT Services. Guildford	
IDEAL LAP TIME : 1:22.139		BEST LAP TIME : 1:22.139		DIFFERENCE : 0.000			
LAP	SECTOR 1	SECTOR 2	LAP TIME	MPH	DIFF	TIME OF DAY	
1 -		28.937	1:28.370	80.62	6.231	11:15:52.446	
2 -	54.860	28.667	1:23.527	85.29	1.388	11:17:15.973	
3 -	53.903	29.654	1:23.557	85.26	1.418	11:18:39.530	
4 -	54.230	28.753	1:22.983 (2)	85.85	0.844	11:20:02.513	
5 -	54.917	28.810	1:23.727	85.09	1.588	11:21:26.240	
6 -	55.159	28.827	1:23.986	84.83	1.847	11:22:50.226	
7 -	54.581	28.559	1:23.140 (3)	85.69	1.001	11:24:13.366	
8 -	54.815	28.960	1:23.775	85.04	1.636	11:25:37.141	
9 -	53.638	28.501	1:22.139 (1)	86.73		11:26:59.280	

BMCRC - MRO Championships 2022 - Rnd 8 @ Donington Park National

Thunderbike Ultra

RACE 6 - SECTOR ANALYSIS



SECTOR 1 = FL to I1, SECTOR 2 = I1 to FL, DIFF = Difference To Personal Best Lap, P = Crossed Finish Line in Pit Lane, D = Time Disallowed

P13 888 U Paul FAGG		Yamaha R1 4C8 - OnlyFans				
IDEAL LAP TIME : 1:22.652		BEST LAP TIME : 1:22.652		DIFFERENCE : 0.000		
LAP	SECTOR 1	SECTOR 2	LAP TIME	MPH	DIFF	TIME OF DAY
1 -		28.914	1:27.998	80.96	5.346	11:15:52.074
2 -	54.821	29.888	1:24.709	84.10	2.057	11:17:16.783
3 -	55.390	29.293	1:24.683	84.13	2.031	11:18:41.466
4 -	55.498	29.213	1:24.711	84.10	2.059	11:20:06.177
5 -	54.171	28.720	1:22.891 (2)	85.95	0.239	11:21:29.068
6 -	54.092	28.560	1:22.652 (1)	86.20		11:22:51.720
7 -	54.696	29.507	1:24.203	84.61	1.551	11:24:15.923
8 -	54.236	29.088	1:23.324	85.50	0.672	11:25:39.247
9 -	54.204	29.112	1:23.316 (3)	85.51	0.664	11:27:02.563

BMCRC - MRO Championships 2022 - Rnd 8 @ Donington Park National

Thunderbike Ultra

RACE 6 - BEST SECTORS

SECTOR 1			SECTOR 2			IDEAL / BEST COMPARISON						
POS	NO	NAME	TIME	NO	NAME	TIME	POS	NO	NAME	IDEAL	BEST	DIFF
									PERFECT LAP	1:12.085		
1	275	WILBY	46.870	275	WILBY	25.215	1	275	WILBY	1:12.085	1:12.085	0.000
2	5	KILLWORTH	47.724	5	KILLWORTH	25.267	2	5	KILLWORTH	1:12.991	1:13.050	0.059
3	47	DANCE	47.725	20	SWYER	25.701	3	47	DANCE	1:13.472	1:13.472	0.000
4	20	SWYER	48.017	47	DANCE	25.747	4	20	SWYER	1:13.718	1:13.845	0.127
5	102	FEARN	48.377	102	FEARN	25.803	5	102	FEARN	1:14.180	1:14.193	0.013
6	17	KILLWORTH	48.649	17	KILLWORTH	26.223	6	17	KILLWORTH	1:14.872	1:15.155	0.283
7	4	KILLWORTH	48.915	8	SAUNDERS	26.440	7	4	KILLWORTH	1:15.373	1:15.570	0.197
8	8	SAUNDERS	49.766	46	GATES	26.455	8	8	SAUNDERS	1:16.206	1:16.289	0.083
9	80	OVEL	49.961	4	KILLWORTH	26.458	9	80	OVEL	1:16.555	1:16.604	0.049
10	46	GATES	50.221	80	OVEL	26.594	10	46	GATES	1:16.676	1:17.219	0.543
11	19	DONOVAN	50.502	19	DONOVAN	26.869	11	19	DONOVAN	1:17.371	1:17.615	0.244
12	744	ANDERSON	53.638	744	ANDERSON	28.501	12	744	ANDERSON	1:22.139	1:22.139	0.000
13	888	FAGG	54.092	888	FAGG	28.560	13	888	FAGG	1:22.652	1:22.652	0.000

BMCRC - MRO Championships 2022 - Rnd 8 @ Donington Park National

Thunderbike Ultra

RACE 6 - STATISTICS

Competitors Started 13
Planned Start 2022-09-04 @ 10:55:00.000
Actual Start 2022-09-04 @ 11:14:24.075
Finish Time 2022-09-04 @ 11:26:34.028
Track Length 1.9790mi.
Total Laps 128
Total Distance Covered 253.3206mi.

Session Fastest Lap History

NO	NAME	LAP TIME	TIME OF DAY	LAP	VEHICLE
275	Mark WILBY	1:12.085	11:16:52.608	2	Suzuki GSXR 1000 K6

Session Leader History

NO	NAME	FROM LAP	LAPS LED	DISTANCE	VEHICLE
275	Mark WILBY	1	10	19.75 miles	Suzuki GSXR 1000 K6

Flag History

TYPE	TIME OF DAY
GREEN	11:14:24.075
FINISH	11:26:34.028

Flag Statistics

TYPE	COUNT	TOTAL LAPS	TOTAL TIME
Green	1	10	13:18.849
Red	0	0	0.000
Safety Car	0	0	0.000
FCY	0	0	0.000

BMCRC - MRO Championships 2022 - Rnd 8 @ Donington Park National



Thunderbike Ultra

RACE 16 - GRID (10 Laps)

ROW 6	17	60	Liam McCARTER	16	146	Adrian DRAPER				
ROW 5	15	63	Matthew WREN	14	45	Chad HASHMI	13	888	Paul FAGG	1:22.652
ROW 4	12	744	Gary ANDERSON	11	19	Tyler DONOVAN	10	46	Simon GATES	1:22.139 1:17.615 1:17.219
ROW 3	9	80	Mark OVEL	8	8	Dave SAUNDERS	7	4	Hayden KILLWORTH	1:16.604 1:16.289 1:15.570
ROW 2	6	17	Jordan KILLWORTH	5	102	James FEARN	4	20	Connor SWYER	1:15.155 1:14.193 1:13.845
ROW 1	3	47	Daryl DANCE	2	5	Stacey KILLWORTH	1	275	Mark WILBY	1:13.472 1:13.050 1:12.085
Pole										

Donington Park National: 1.9790 miles

These results are provisional until the conclusion of any judicial and technical matters.

Clerk Of Course :	Stewards :	Timekeeper : <i>Craig Smith</i>
-------------------	------------	------------------------------------

Results can be found at www.tsl-timing.com

Printed - 11:32 Sunday, 04 September 2022



BMCRC - MRO Championships 2022 - Rnd 8 @ Donington Park National



Thunderbike Ultra

RACE 16 - CLASSIFICATION

POS	NO	NAME	ENTRY	LAPS	TIME	GAP	DIFF	MPH	BEST	ON
1	275	Mark WILBY	Suzuki GSXR 1000 K6 - Cheesy Wotsits	10	12:09.077			97.53	1:12.035	4
2	47	Daryl DANCE	Yamaha YZF R1 - 2 brothers scaffolding	10	12:17.100	8.023	8.023	96.47	1:12.391	3
3	5	Stacey KILLWORTH	Suzuki GSXR 1000 - Greenplant/Everns	10	12:17.337	8.260	0.237	96.44	1:12.927	8
4	102	James FEARN	Suzuki GSXR1000 - Jwf tiling, palmer race skool, th	10	12:32.501	23.424	15.164	94.49	1:14.066	3
5	17	Jordan KILLWORTH	Kawasaki ZX-10R - BK Racing / Rabbit	10	12:37.768	28.691	5.267	93.84	1:14.694	7
6	20	Connor SWYER	Suzuki GSXR1000 - WSC Performance & lleithyr farm	10	12:37.881	28.804	0.113	93.82	1:14.634	8
7	46	Simon GATES	Yamaha YZF R1 - Canine Plus	10	12:38.781	29.704	0.900	93.71	1:14.823	9
8	4	Hayden KILLWORTH	Kawasaki ZX10R - Stacey Killworth & Alex Killworth	10	12:41.491	32.414	2.710	93.38	1:14.845	3
9	8	Dave SAUNDERS	Suzuki GSXR1000 - Mum/Dad/JW MOT/Parks Utility	10	12:58.012	48.935	16.521	91.39	1:16.679	9
10	80	Mark OVEL	Yamaha R1 - I NEED A SPONSOR	10	12:58.182	49.105	0.170	91.37	1:16.782	9
11	19	Tyler DONOVAN	Kawasaki ZX10R -	10	13:10.726	1:01.649	12.544	89.92	1:17.931	9
12	38	Andrew HOWE	Kawasaki ZXR 750 - Finlay Howe Ltd	10	13:19.207	1:10.130	8.481	88.97	1:18.760	9
13	744	Gary ANDERSON	Honda 954RR - A&M MOT Services. Guildford	9	12:30.543	1 Lap	1 Lap	85.25	1:19.510	2

NOT CLASSIFIED

DNF	888	Paul FAGG	Yamaha R1 4C8 - OnlyFans	2	2:50.741	8 Laps	7 Laps	82.65		
-----	-----	-----------	--------------------------	---	----------	--------	--------	-------	--	--

FASTEST LAP

275	Mark WILBY	Suzuki GSXR 1000 K6 - Cheesy Wotsits	4	1:12.035	98.90 mph	159.17 kph
-----	------------	--------------------------------------	---	----------	-----------	------------

92.5% of Race Speed = 90.21 mph

Weather / Track : Bright / Dry

These results are provisional until the conclusion of any judicial and technical matters.

Race Distance: 10 Laps / 19.79 miles
 Donington Park National: 1.9790 miles
 Date: 04/09/2022 Start: 15:22 Finish: 15:34

Clerk Of Course :

Stewards :

Timekeeper :

Craig Smith

Results can be found at www.tsl-timing.com

Printed - 15:39 Sunday, 04 September 2022



BMCRC - MRO Championships 2022 - Rnd 8 @ Donington Park National

Thunderbike Ultra

RACE 16 - LAP CHART

LAP 1 @ 15:24:05.900			38	31.714	1:19.939	19	49.832	1:18.368
NO	BEHIND	LAP TIME	744	36.333	1:21.708	38	58.608	1:19.283
275		1:15.867						
47	0.220	1:16.087						
5	1.466	1:17.333						
102	2.131	1:17.998						
17	4.029	1:19.896						
20	4.458	1:20.325						
4	4.852	1:20.719						
46	5.368	1:21.235						
80	5.921	1:21.788						
19	7.958	1:23.825						
8	8.058	1:23.925						
38	9.723	1:25.590						
888	9.856	1:25.723						
744	10.648	1:26.515						

LAP 2 @ 15:25:18.130		
NO	BEHIND	LAP TIME
275		1:12.230
47	0.472	1:12.482
5	2.790	1:13.554
102	4.169	1:14.268
17	6.856	1:15.057
20	7.611	1:15.383
4	7.795	1:15.173
46	8.732	1:15.594
80	10.938	1:17.247
19	14.719	1:18.991
8	14.794	1:18.966
38	16.645	1:19.152
744	17.928	1:19.510
888	22.644	1:25.018 P

LAP 3 @ 15:26:30.322		
NO	BEHIND	LAP TIME
275		1:12.192
47	0.671	1:12.391
5	4.144	1:13.546
102	6.043	1:14.066
17	9.898	1:15.234
20	10.256	1:14.837
4	10.448	1:14.845
46	12.466	1:15.926
80	16.013	1:17.267
8	19.671	1:17.069
19	20.785	1:18.258
38	23.810	1:19.357
744	26.660	1:20.924

LAP 4 @ 15:27:42.357		
NO	BEHIND	LAP TIME
275		1:12.035
47	1.803	1:13.167
5	5.740	1:13.631
102	8.374	1:14.366
17	13.892	1:16.029
20	14.217	1:15.996
4	14.327	1:15.914
46	15.516	1:15.085
80	21.354	1:17.376
8	24.372	1:16.736
19	27.000	1:18.250

LAP 5 @ 15:28:54.571		
NO	BEHIND	LAP TIME
275		1:12.214
47	3.172	1:13.583
5	7.113	1:13.587
102	11.105	1:14.945
20	17.683	1:15.680
17	17.747	1:16.069
4	18.062	1:15.949
46	18.720	1:15.418
80	26.599	1:17.459
8	29.138	1:16.980
19	32.807	1:18.021
38	38.667	1:19.167
744	46.000	1:21.881

LAP 6 @ 15:30:07.041		
NO	BEHIND	LAP TIME
275		1:12.470
47	5.066	1:14.364
5	8.158	1:13.515
102	13.181	1:14.546
17	20.643	1:15.366
20	20.984	1:15.771
4	21.117	1:15.525
46	21.453	1:15.203
80	31.561	1:17.432
8	33.361	1:16.693
19	38.485	1:18.148
38	45.385	1:19.188
744	55.425	1:21.895

LAP 7 @ 15:31:19.462		
NO	BEHIND	LAP TIME
275		1:12.421
47	6.920	1:14.275
5	8.870	1:13.133
102	15.671	1:14.911
17	22.916	1:14.694
20	23.789	1:15.226
4	23.917	1:15.221
46	24.123	1:15.091
80	36.325	1:17.185
8	37.775	1:16.835
19	44.439	1:18.375
38	52.300	1:19.336
744	1:05.869	1:22.865

LAP 8 @ 15:32:32.437		
NO	BEHIND	LAP TIME
275		1:12.975
47	7.998	1:14.053
5	8.822	1:12.927
102	18.399	1:15.703
17	24.743	1:14.802
20	25.448	1:14.634
46	26.607	1:15.459
4	26.610	1:15.668
80	41.411	1:18.061
8	41.813	1:17.013

LAP 9 @ 15:33:45.369		
NO	BEHIND	LAP TIME
275		1:12.932
47	8.764	1:13.698
5	9.073	1:13.183
744	1 Lap	1:32.156
102	21.182	1:15.715
17	27.086	1:15.275
20	27.467	1:14.951
46	28.498	1:14.823
4	29.801	1:16.123
80	45.261	1:16.782
8	45.560	1:16.679
19	54.831	1:17.931
38	1:04.436	1:18.760

LAP 10 @ 15:34:59.110		
NO	BEHIND	LAP TIME
275		1:13.741
47	8.023	1:13.000
5	8.260	1:12.928
744	1 Lap	1:23.089
102	23.424	1:15.983
17	28.691	1:15.346
20	28.804	1:15.078
46	29.704	1:14.947
4	32.414	1:16.354
8	48.935	1:17.116
80	49.105	1:17.585
19	1:01.649	1:20.559
38	1:10.130	1:19.435

Weather / Track : Bright / Dry

Results can be found at www.tsl-timing.com

Donington Park National: 1.9790 miles
Date: 04/09/2022 Start: 15:22 Finish: 15:34

Printed - 15:39 Sunday, 04 September 2022

BMCRC - MRO Championships 2022 - Rnd 8 @ Donington Park National

Thunderbike Ultra

RACE 16 - SECTOR ANALYSIS



SECTOR 1 = FL to I1, SECTOR 2 = I1 to FL, DIFF = Difference To Personal Best Lap, P = Crossed Finish Line in Pit Lane, D = Time Disallowed

P1		275 U		Mark WILBY		Suzuki GSXR 1000 K6 - Cheesy Wotsits	
IDEAL LAP TIME : 1:12.019		BEST LAP TIME : 1:12.035		DIFFERENCE : 0.016			
LAP	SECTOR 1	SECTOR 2	LAP TIME	MPH	DIFF	TIME OF DAY	
1 -		25.505	1:15.867	93.90	3.832	15:24:05.900	
2 -	46.821	25.409	1:12.230	98.63	0.195	15:25:18.130	
3 -	46.993	25.199	1:12.192 (2)	98.69	0.157	15:26:30.322	
4 -	46.837	25.198	1:12.035 (1)	98.90		15:27:42.357	
5 -	46.896	25.318	1:12.214 (3)	98.66	0.179	15:28:54.571	
6 -	47.170	25.300	1:12.470	98.31	0.435	15:30:07.041	
7 -	47.054	25.367	1:12.421	98.37	0.386	15:31:19.462	
8 -	47.526	25.449	1:12.975	97.63	0.940	15:32:32.437	
9 -	47.338	25.594	1:12.932	97.68	0.897	15:33:45.369	
10 -	47.943	25.798	1:13.741	96.61	1.706	15:34:59.110	

P2		47 U		Daryl DANCE		Yamaha YZF R1 - 2 brothers scaffolding	
IDEAL LAP TIME : 1:12.195		BEST LAP TIME : 1:12.391		DIFFERENCE : 0.196			
LAP	SECTOR 1	SECTOR 2	LAP TIME	MPH	DIFF	TIME OF DAY	
1 -		25.453	1:16.087	93.63	3.696	15:24:06.120	
2 -	47.253	25.229	1:12.482 (2)	98.29	0.091	15:25:18.602	
3 -	46.966	25.425	1:12.391 (1)	98.41		15:26:30.993	
4 -	47.540	25.627	1:13.167	97.37	0.776	15:27:44.160	
5 -	47.813	25.770	1:13.583	96.82	1.192	15:28:57.743	
6 -	48.146	26.218	1:14.364	95.80	1.973	15:30:12.107	
7 -	48.436	25.839	1:14.275	95.92	1.884	15:31:26.382	
8 -	48.085	25.968	1:14.053	96.21	1.662	15:32:40.435	
9 -	47.897	25.801	1:13.698	96.67	1.307	15:33:54.133	
10 -	47.548	25.452	1:13.000 (3)	97.59	0.609	15:35:07.133	

P3		5 U		Stacey KILLWORTH		Suzuki GSXR 1000 - Greenplant/Everns	
IDEAL LAP TIME : 1:12.890		BEST LAP TIME : 1:12.927		DIFFERENCE : 0.037			
LAP	SECTOR 1	SECTOR 2	LAP TIME	MPH	DIFF	TIME OF DAY	
1 -		25.623	1:17.333	92.12	4.406	15:24:07.366	
2 -	48.161	25.393	1:13.554	96.86	0.627	15:25:20.920	
3 -	48.065	25.481	1:13.546	96.87	0.619	15:26:34.466	
4 -	48.041	25.590	1:13.631	96.76	0.704	15:27:48.097	
5 -	47.945	25.642	1:13.587	96.81	0.660	15:29:01.684	
6 -	47.914	25.601	1:13.515	96.91	0.588	15:30:15.199	
7 -	47.780	25.353	1:13.133 (3)	97.42	0.206	15:31:28.332	
8 -	47.664	25.263	1:12.927 (1)	97.69		15:32:41.259	
9 -	47.692	25.491	1:13.183	97.35	0.256	15:33:54.442	
10 -	47.702	25.226	1:12.928 (2)	97.69	0.001	15:35:07.370	

P4		102 U		James FEARN		Suzuki GSXR1000 - Jwf tiling, palmer race skool, the factory	
IDEAL LAP TIME : 1:13.957		BEST LAP TIME : 1:14.066		DIFFERENCE : 0.109			
LAP	SECTOR 1	SECTOR 2	LAP TIME	MPH	DIFF	TIME OF DAY	
1 -		25.969	1:17.998	91.34	3.932	15:24:08.031	
2 -	48.280	25.988	1:14.268 (2)	95.93	0.202	15:25:22.299	
3 -	48.245	25.821	1:14.066 (1)	96.19		15:26:36.365	
4 -	48.366	26.000	1:14.366 (3)	95.80	0.300	15:27:50.731	
5 -	49.064	25.881	1:14.945	95.06	0.879	15:29:05.676	
6 -	48.834	25.712	1:14.546	95.57	0.480	15:30:20.222	
7 -	48.927	25.984	1:14.911	95.10	0.845	15:31:35.133	
8 -	49.274	26.429	1:15.703	94.11	1.637	15:32:50.836	
9 -	49.449	26.266	1:15.715	94.09	1.649	15:34:06.551	
10 -	49.780	26.203	1:15.983	93.76	1.917	15:35:22.534	

BMCRC - MRO Championships 2022 - Rnd 8 @ Donington Park National

Thunderbike Ultra

RACE 16 - SECTOR ANALYSIS



SECTOR 1 = FL to I1, SECTOR 2 = I1 to FL, DIFF = Difference To Personal Best Lap, P = Crossed Finish Line in Pit Lane, D = Time Disallowed

P5		17 U		Jordan KILLWORTH		Kawasaki ZX-10R - BK Racing / Rabbit	
IDEAL LAP TIME : 1:14.534		BEST LAP TIME : 1:14.694		DIFFERENCE : 0.160			
LAP	SECTOR 1	SECTOR 2	LAP TIME	MPH	DIFF	TIME OF DAY	
1 -		26.842	1:19.896	89.17	5.202	15:24:09.929	
2 -	48.498	26.559	1:15.057 (3)	94.92	0.363	15:25:24.986	
3 -	48.542	26.692	1:15.234	94.69	0.540	15:26:40.220	
4 -	49.255	26.774	1:16.029	93.70	1.335	15:27:56.249	
5 -	49.259	26.810	1:16.069	93.66	1.375	15:29:12.318	
6 -	48.995	26.371	1:15.366	94.53	0.672	15:30:27.684	
7 -	48.658	26.036	1:14.694 (1)	95.38		15:31:42.378	
8 -	48.528	26.274	1:14.802 (2)	95.24	0.108	15:32:57.180	
9 -	48.774	26.501	1:15.275	94.64	0.581	15:34:12.455	
10 -	48.840	26.506	1:15.346	94.55	0.652	15:35:27.801	

P6		20 U		Connor SWYER		Suzuki GSXR1000 - WSC Performace & lleithyr farm & dad	
IDEAL LAP TIME : 1:14.598		BEST LAP TIME : 1:14.634		DIFFERENCE : 0.036			
LAP	SECTOR 1	SECTOR 2	LAP TIME	MPH	DIFF	TIME OF DAY	
1 -		26.505	1:20.325	88.69	5.691	15:24:10.358	
2 -	49.352	26.031	1:15.383	94.51	0.749	15:25:25.741	
3 -	48.649	26.188	1:14.837 (2)	95.20	0.203	15:26:40.578	
4 -	49.356	26.640	1:15.996	93.75	1.362	15:27:56.574	
5 -	49.326	26.354	1:15.680	94.14	1.046	15:29:12.254	
6 -	49.313	26.458	1:15.771	94.02	1.137	15:30:28.025	
7 -	49.212	26.014	1:15.226	94.70	0.592	15:31:43.251	
8 -	48.584	26.050	1:14.634 (1)	95.46		15:32:57.885	
9 -	48.718	26.233	1:14.951 (3)	95.05	0.317	15:34:12.836	
10 -	48.828	26.250	1:15.078	94.89	0.444	15:35:27.914	

P7		46 U		Simon GATES		Yamaha YZF R1 - Canine Plus	
IDEAL LAP TIME : 1:14.595		BEST LAP TIME : 1:14.823		DIFFERENCE : 0.228			
LAP	SECTOR 1	SECTOR 2	LAP TIME	MPH	DIFF	TIME OF DAY	
1 -		26.377	1:21.235	87.70	6.412	15:24:11.268	
2 -	49.442	26.152	1:15.594	94.24	0.771	15:25:26.862	
3 -	49.859	26.067	1:15.926	93.83	1.103	15:26:42.788	
4 -	49.131	25.954	1:15.085 (3)	94.88	0.262	15:27:57.873	
5 -	49.436	25.982	1:15.418	94.46	0.595	15:29:13.291	
6 -	49.227	25.976	1:15.203	94.73	0.380	15:30:28.494	
7 -	49.480	25.611	1:15.091	94.88	0.268	15:31:43.585	
8 -	49.098	26.361	1:15.459	94.41	0.636	15:32:59.044	
9 -	49.014	25.809	1:14.823 (1)	95.21		15:34:13.867	
10 -	48.984	25.963	1:14.947 (2)	95.06	0.124	15:35:28.814	

P8		4 U		Hayden KILLWORTH		Kawasaki ZX10R - Stacey Killworth & Alex Killworth	
IDEAL LAP TIME : 1:14.816		BEST LAP TIME : 1:14.845		DIFFERENCE : 0.029			
LAP	SECTOR 1	SECTOR 2	LAP TIME	MPH	DIFF	TIME OF DAY	
1 -		26.681	1:20.719	88.26	5.874	15:24:10.752	
2 -	48.632	26.541	1:15.173 (2)	94.77	0.328	15:25:25.925	
3 -	48.661	26.184	1:14.845 (1)	95.19		15:26:40.770	
4 -	49.316	26.598	1:15.914	93.85	1.069	15:27:56.684	
5 -	49.425	26.524	1:15.949	93.80	1.104	15:29:12.633	
6 -	49.196	26.329	1:15.525	94.33	0.680	15:30:28.158	
7 -	48.867	26.354	1:15.221 (3)	94.71	0.376	15:31:43.379	
8 -	48.664	27.004	1:15.668	94.15	0.823	15:32:59.047	
9 -	49.354	26.769	1:16.123	93.59	1.278	15:34:15.170	
10 -	49.322	27.032	1:16.354	93.31	1.509	15:35:31.524	

BMCR - MRO Championships 2022 - Rnd 8 @ Donington Park National

Thunderbike Ultra

RACE 16 - SECTOR ANALYSIS



SECTOR 1 = FL to I1, SECTOR 2 = I1 to FL, DIFF = Difference To Personal Best Lap, P = Crossed Finish Line in Pit Lane, D = Time Disallowed

P9		8 U		Dave SAUNDERS		Suzuki GSXR1000 - Mum/Dad/JW MOT/Parks Utility	
IDEAL LAP TIME : 1:16.141		BEST LAP TIME : 1:16.679		DIFFERENCE : 0.538			
LAP	SECTOR 1	SECTOR 2	LAP TIME	MPH	DIFF	TIME OF DAY	
1 -		27.217	1:23.925	84.89	7.246	15:24:13.958	
2 -	51.556	27.410	1:18.966	90.22	2.287	15:25:32.924	
3 -	50.348	26.721	1:17.069	92.44	0.390	15:26:49.993	
4 -	50.041	26.695	1:16.736 (3)	92.84	0.057	15:28:06.729	
5 -	50.765	26.215	1:16.980	92.55	0.301	15:29:23.709	
6 -	50.593	26.100	1:16.693 (2)	92.89	0.014	15:30:40.402	
7 -	50.369	26.466	1:16.835	92.72	0.156	15:31:57.237	
8 -	50.144	26.869	1:17.013	92.51	0.334	15:33:14.250	
9 -	50.227	26.452	1:16.679 (1)	92.91		15:34:30.929	
10 -	50.264	26.852	1:17.116	92.38	0.437	15:35:48.045	

P10		80 U		Mark OVEL		Yamaha R1 - I NEED A SPONSOR	
IDEAL LAP TIME : 1:16.493		BEST LAP TIME : 1:16.782		DIFFERENCE : 0.289			
LAP	SECTOR 1	SECTOR 2	LAP TIME	MPH	DIFF	TIME OF DAY	
1 -		26.428	1:21.788	87.11	5.006	15:24:11.821	
2 -	50.065	27.182	1:17.247 (3)	92.23	0.465	15:25:29.068	
3 -	50.412	26.855	1:17.267	92.20	0.485	15:26:46.335	
4 -	50.578	26.798	1:17.376	92.07	0.594	15:28:03.711	
5 -	50.453	27.006	1:17.459	91.97	0.677	15:29:21.170	
6 -	50.442	26.990	1:17.432	92.01	0.650	15:30:38.602	
7 -	50.212	26.973	1:17.185 (2)	92.30	0.403	15:31:55.787	
8 -	51.284	26.777	1:18.061	91.27	1.279	15:33:13.848	
9 -	50.286	26.496	1:16.782 (1)	92.79		15:34:30.630	
10 -	50.344	27.241	1:17.585	91.83	0.803	15:35:48.215	

P11		19 U		Tyler DONOVAN		Kawasaki ZX10R -	
IDEAL LAP TIME : 1:17.749		BEST LAP TIME : 1:17.931		DIFFERENCE : 0.182			
LAP	SECTOR 1	SECTOR 2	LAP TIME	MPH	DIFF	TIME OF DAY	
1 -		27.580	1:23.825	84.99	5.894	15:24:13.858	
2 -	51.400	27.591	1:18.991	90.19	1.060	15:25:32.849	
3 -	51.117	27.141	1:18.258	91.04	0.327	15:26:51.107	
4 -	51.010	27.240	1:18.250	91.04	0.319	15:28:09.357	
5 -	50.890	27.131	1:18.021 (2)	91.31	0.090	15:29:27.378	
6 -	51.125	27.023	1:18.148 (3)	91.16	0.217	15:30:45.526	
7 -	51.162	27.213	1:18.375	90.90	0.444	15:32:03.901	
8 -	51.163	27.205	1:18.368	90.91	0.437	15:33:22.269	
9 -	50.726	27.205	1:17.931 (1)	91.42		15:34:40.200	
10 -	53.146	27.413	1:20.559	88.44	2.628	15:36:00.759	

P12		38 U		Andrew HOWE		Kawasaki ZXR 750 - Finlay Howe Ltd	
IDEAL LAP TIME : 1:18.665		BEST LAP TIME : 1:18.760		DIFFERENCE : 0.095			
LAP	SECTOR 1	SECTOR 2	LAP TIME	MPH	DIFF	TIME OF DAY	
1 -		27.774	1:25.590	83.24	6.830	15:24:15.623	
2 -	51.351	27.801	1:19.152 (2)	90.01	0.392	15:25:34.775	
3 -	51.793	27.564	1:19.357	89.77	0.597	15:26:54.132	
4 -	52.256	27.683	1:19.939	89.12	1.179	15:28:14.071	
5 -	51.530	27.637	1:19.167 (3)	89.99	0.407	15:29:33.238	
6 -	51.504	27.684	1:19.188	89.97	0.428	15:30:52.426	
7 -	51.738	27.598	1:19.336	89.80	0.576	15:32:11.762	
8 -	51.361	27.922	1:19.283	89.86	0.523	15:33:31.045	
9 -	51.446	27.314	1:18.760 (1)	90.46		15:34:49.805	
10 -	51.664	27.771	1:19.435	89.69	0.675	15:36:09.240	

BMCRC - MRO Championships 2022 - Rnd 8 @ Donington Park National

Thunderbike Ultra

RACE 16 - SECTOR ANALYSIS



SECTOR 1 = FL to I1, SECTOR 2 = I1 to FL, DIFF = Difference To Personal Best Lap, P = Crossed Finish Line in Pit Lane, D = Time Disallowed

P13 744 U Gary ANDERSON		Honda 954RR - A&M MOT Services. Guildford				
IDEAL LAP TIME : 1:19.510		BEST LAP TIME : 1:19.510		DIFFERENCE : 0.000		
LAP	SECTOR 1	SECTOR 2	LAP TIME	MPH	DIFF	TIME OF DAY
1 -		28.392	1:26.515	82.35	7.005	15:24:16.548
2 -	51.567	27.943	1:19.510 (1)	89.60		15:25:36.058
3 -	52.387	28.537	1:20.924 (2)	88.04	1.414	15:26:56.982
4 -	53.324	28.384	1:21.708 (3)	87.19	2.198	15:28:18.690
5 -	53.877	28.004	1:21.881	87.01	2.371	15:29:40.571
6 -	53.633	28.262	1:21.895	86.99	2.385	15:31:02.466
7 -	53.811	29.054	1:22.865	85.97	3.355	15:32:25.331
8 -	53.224	38.932	1:32.156	77.31	12.646	15:33:57.487
9 -	54.132	28.957	1:23.089	85.74	3.579	15:35:20.576

P14 888 U Paul FAGG		Yamaha R1 4C8 - OnlyFans				
IDEAL LAP TIME : 1:20.236		BEST LAP TIME :		DIFFERENCE :		
LAP	SECTOR 1	SECTOR 2	LAP TIME	MPH	DIFF	TIME OF DAY
1 -		28.215	1:25.723	83.11		15:24:15.756
2 -	52.021	IN PIT	1:25.018 P	83.80		15:25:40.774

BMCRC - MRO Championships 2022 - Rnd 8 @ Donington Park National

Thunderbike Ultra

RACE 16 - BEST SECTORS

SECTOR 1			SECTOR 2			IDEAL / BEST COMPARISON						
POS	NO	NAME	TIME	NO	NAME	TIME	POS	NO	NAME	IDEAL	BEST	DIFF
									PERFECT LAP	1:12.019		
1	275	WILBY	46.821	275	WILBY	25.198	1	275	WILBY	1:12.019	1:12.035	0.016
2	47	DANCE	46.966	5	KILLWORTH	25.226	2	47	DANCE	1:12.195	1:12.391	0.196
3	5	KILLWORTH	47.664	47	DANCE	25.229	3	5	KILLWORTH	1:12.890	1:12.927	0.037
4	102	FEARN	48.245	46	GATES	25.611	4	102	FEARN	1:13.957	1:14.066	0.109
5	17	KILLWORTH	48.498	102	FEARN	25.712	5	17	KILLWORTH	1:14.534	1:14.694	0.160
6	20	SWYER	48.584	20	SWYER	26.014	6	46	GATES	1:14.595	1:14.823	0.228
7	4	KILLWORTH	48.632	17	KILLWORTH	26.036	7	20	SWYER	1:14.598	1:14.634	0.036
8	46	GATES	48.984	8	SAUNDERS	26.100	8	4	KILLWORTH	1:14.816	1:14.845	0.029
9	8	SAUNDERS	50.041	4	KILLWORTH	26.184	9	8	SAUNDERS	1:16.141	1:16.679	0.538
10	80	OVEL	50.065	80	OVEL	26.428	10	80	OVEL	1:16.493	1:16.782	0.289
11	19	DONOVAN	50.726	19	DONOVAN	27.023	11	19	DONOVAN	1:17.749	1:17.931	0.182
12	38	HOWE	51.351	38	HOWE	27.314	12	38	HOWE	1:18.665	1:18.760	0.095
13	744	ANDERSON	51.567	744	ANDERSON	27.943	13	744	ANDERSON	1:19.510	1:19.510	0.000
14	888	FAGG	52.021	888	FAGG	28.215	14	888	FAGG	1:20.236		

BMCRC - MRO Championships 2022 - Rnd 8 @ Donington Park National

Thunderbike Ultra

RACE 16 - STATISTICS

Competitors Started	14
Planned Start	2022-09-04 @ 15:40:00.000
Actual Start	2022-09-04 @ 15:22:50.032
Finish Time	2022-09-04 @ 15:34:59.109
Track Length	1.9790mi.
Total Laps	131
Total Distance Covered	259.2578mi.

Session Fastest Lap History

NO	NAME	LAP TIME	TIME OF DAY	LAP	VEHICLE
275	Mark WILBY	1:12.230	15:25:18.135	2	Suzuki GSXR 1000 K6
275	Mark WILBY	1:12.192	15:26:30.323	3	Suzuki GSXR 1000 K6
275	Mark WILBY	1:12.035	15:27:42.358	4	Suzuki GSXR 1000 K6

Session Leader History

NO	NAME	FROM LAP	LAPS LED	DISTANCE	VEHICLE
275	Mark WILBY	1	10	19.75 miles	Suzuki GSXR 1000 K6

Flag History

TYPE	TIME OF DAY
GREEN	15:22:50.032
FINISH	15:34:59.109

Flag Statistics

TYPE	COUNT	TOTAL LAPS	TOTAL TIME
Green	1	10	13:28.504
Red	0	0	0.000
Safety Car	0	0	0.000
FCY	0	0	0.000



DFDS

DFDS YAMAHA PAST MASTERS



BMCRC-MRO Championships - Round 8
Donington Park National
3rd / 4th September 2022



Timing & Results Provided by Timing Solutions Ltd

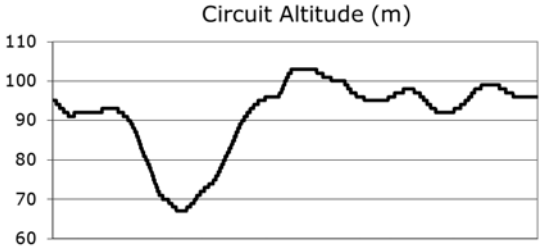
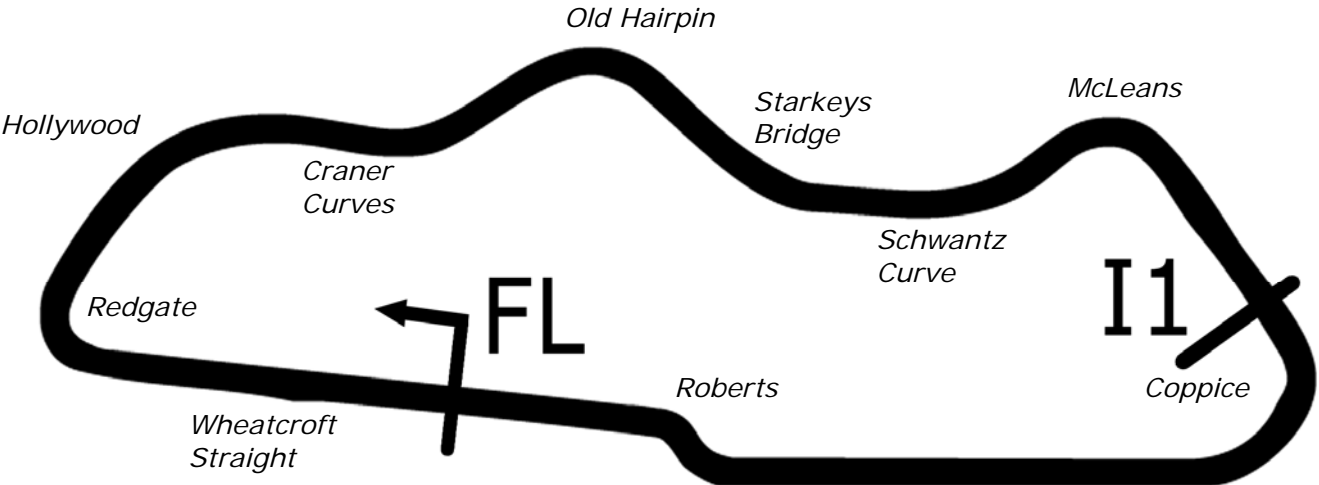
www.tsl-timing.com

Donington Park National



SPORTS TIMING

TIMING SOLUTIONS LTD



Length	1.9790 miles	3185.0 m	
FL		52.82971 N	1.37867 W
I1	2096m	52.82978 N	1.36508 W
Pit Entry	3100m	52.82951 N	1.37832 W
Pit Exit	229m after FL	52.82996 N	1.38205 W
Pit Entry–Pit Exit 256m, 18.4s @50kph, 15.3s @60kph			

All results available at www.tsl-timing.com

BMCRC - MRO Championships 2022 - Rnd 8 @ Donington Park National

DFDS Yamaha Past Masters

QUALIFYING - CLASSIFICATION

POS	NO	CL	PIC NAME	ENTRY	TIME	ON	LAPS	GAP	DIFF	MPH
1	51		1 Kevin WHOLEY	Yamaha TZR250 - Twistgrip Motorcycles	1:18.596	8	10			90.64
2	30		2 Alan COOPER	Yamaha TZR250 - Twistgrip Motorcycles	1:18.934	9	10	0.338	0.338	90.26
3	75		3 Anthony JOHNSON	Yamaha TZR250 - INTA MOTORCYCLE SERVICES L	1:19.006	6	10	0.410	0.072	90.17
4	19		4 Peter BRANTON	Yamaha TZR250 - Exactweld Racing	1:19.360	8	10	0.764	0.354	89.77
5	74		5 Paul WHITBY	Yamaha TZR250 - Greybridge Ltd	1:20.734	5	10	2.138	1.374	88.24
6	57		6 Geoff MOOK	Yamaha TZR250 -	1:20.783	4	9	2.187	0.049	88.19
7	61		7 Paul WELCH	Yamaha TZR250 -	1:21.177	3	9	2.581	0.394	87.76
8	27		8 Richard HAYWARD	Yamaha TZR250 - Hazel Motors/ Gforce	1:21.193	8	9	2.597	0.016	87.74
9	8		9 David BALL	Yamaha TZR250 - Gardiner Page and Roe pension co	1:21.926	5	9	3.330	0.733	86.96
10	15		10 Billy PERKINS	Yamaha TZR250 - Ashford tarmac / Barking mad about	1:22.187	9	9	3.591	0.261	86.68
11	13		11 Doug EDMONDSON	Yamaha TZR250 - Stan Stephens Tuning	1:22.503	8	9	3.907	0.316	86.35
12	88		12 Michael STANLEY	Yamaha TZR250 -	1:22.528	8	9	3.932	0.025	86.32
13	92	C	1 Andrew MOOK	Yamaha TZR250 -	1:24.650	7	8	6.054	2.122	84.16
14	361	C	2 Ryan WHITEHALL	Yamaha TZR250 - WR Racing	1:24.981	7	7	6.385	0.331	83.83
15	72	C	3 John HAMILTON	Yamaha TRZ250 - LW Racing	1:25.281	6	9	6.685	0.300	83.54
16	69	C	4 Mark ELLERAY	Yamaha TZR250 - Abbot Solutions Ltd	1:25.574	6	8	6.978	0.293	83.25
17	26	C	5 Damian LEE	Yamaha TZR250 - Leed Autos	1:25.732	4	9	7.136	0.158	83.10
18	333	C	6 Mark STUBBERFIELD	Yamaha TZR250 - Polished concrete London	1:26.910	9	9	8.314	1.178	81.97
19	34		13 Dave HARVIEK	Yamaha TZR 250 -	1:27.471	8	9	8.875	0.561	81.45
20	28		14 Liam McCARTER	Yamaha TZR250 - Katie McCarter	1:27.801	3	5	9.205	0.330	81.14
21	73	C	7 Colvin TURNER	Yamaha TZR250 -	1:27.947	9	9	9.351	0.146	81.01
22	42	C	8 Martin PEARSON	Yamaha TZR250 -	1:28.439	5	6	9.843	0.492	80.55
23	46		15 Kevin MARSHALL	Yamaha TZR250 - Stacey Processing	1:29.088	9	9	10.492	0.649	79.97
24	25	C	9 Stephen WIMBLE	Yamaha TZR250 - S.B.W Contractor	1:31.483	2	8	12.887	2.395	77.87
25	67		16 Mark BAILEY	Yamaha TZR250 - Elite Air Conditioning Ltd	1:32.259	2	8	13.663	0.776	77.22
26	100	R	1 Mark PRATLEY	Yamaha TZR250 - www.ypmrc.co.uk	1:33.751	5	7	15.155	1.492	75.99
27	36	R	2 Phil ZANUTTO	Yamaha TZR250 -	1:35.101	5	8	16.505	1.350	74.91
28	77	R	3 Adam COLLINS	Yamaha TZR250 - 2 Cows Racing	1:35.534	8	8	16.938	0.433	74.57
29	99	C	10 Paul FIRTH	Yamaha TZR250 - Joanne Porter	1:36.131	6	8	17.535	0.597	74.11
30	62	C	11 David PATERSON	Yamaha TZR 2MA - The love of a good woman	1:36.549	3	4	17.953	0.418	73.79

* Bike 100 - Please fit a working transponder

* Bike 333 - Poor signal from transponder - please check

Weather / Track : Bright / Dry

These results are provisional until the conclusion of any judicial and technical matters.

Donington Park National: 1.9790 miles
Date: 03/09/2022 Start: 11:00 Finish: 11:12

Clerk Of Course :	Stewards :	Timekeeper : <i>Craig Smith</i>
-------------------	------------	------------------------------------

Results can be found at www.tsl-timing.com

Printed - 11:14 Saturday, 03 September 2022



BMCRC - MRO Championships 2022 - Rnd 8 @ Donington Park National

DFDS Yamaha Past Masters

QUALIFYING - SECTOR ANALYSIS



SECTOR 1 = FL to I1, SECTOR 2 = I1 to FL, DIFF = Difference To Personal Best Lap, P = Crossed Finish Line in Pit Lane, D = Time Disallowed

P1 51		Kevin WHOLEY		Yamaha TZR250 - Twistgrip Motorcycles			
IDEAL LAP TIME : 1:18.450		BEST LAP TIME : 1:18.596		DIFFERENCE : 0.146			
LAP	SECTOR 1	SECTOR 2	LAP TIME	MPH	DIFF	TIME OF DAY	
1 -	55.762	28.743	1:24.505	84.31	5.909	11:01:45.194	
2 -	52.658	27.995	1:20.653	88.33	2.057	11:03:05.847	
3 -	51.465	27.944	1:19.409	89.72	0.813	11:04:25.256	
4 -	51.867	27.533	1:19.400 (3)	89.73	0.804	11:05:44.656	
5 -	51.817	28.704	1:20.521	88.48	1.925	11:07:05.177	
6 -	51.900	27.979	1:19.879	89.19	1.283	11:08:25.056	
7 -	51.909	28.341	1:20.250	88.78	1.654	11:09:45.306	
8 -	51.045	27.551	1:18.596 (1)	90.64		11:11:03.902	
9 -	51.329	27.405	1:18.734 (2)	90.49	0.138	11:12:22.636	
10 -	51.775	27.917	1:19.692	89.40	1.096	11:13:42.328	

P2 30		Alan COOPER		Yamaha TZR250 - Twistgrip Motorcycles			
IDEAL LAP TIME : 1:18.607		BEST LAP TIME : 1:18.934		DIFFERENCE : 0.327			
LAP	SECTOR 1	SECTOR 2	LAP TIME	MPH	DIFF	TIME OF DAY	
1 -	56.054	28.864	1:24.918	83.90	5.984	11:01:46.383	
2 -	51.937	27.871	1:19.808	89.27	0.874	11:03:06.191	
3 -	51.350	28.067	1:19.417	89.71	0.483	11:04:25.608	
4 -	51.883	27.431	1:19.314	89.82	0.380	11:05:44.922	
5 -	51.719	29.667	1:21.386	87.54	2.452	11:07:06.308	
6 -	51.913	27.543	1:19.456	89.66	0.522	11:08:25.764	
7 -	51.400	27.806	1:19.206 (2)	89.95	0.272	11:09:44.970	
8 -	51.176	28.062	1:19.238 (3)	89.91	0.304	11:11:04.208	
9 -	51.376	27.558	1:18.934 (1)	90.26		11:12:23.142	
10 -	51.443	28.045	1:19.488	89.63	0.554	11:13:42.630	

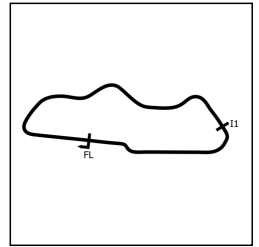
P3 75		Anthony JOHNSON		Yamaha TZR250 - INTA MOTORCYCLE SERVICES LTD			
IDEAL LAP TIME : 1:18.671		BEST LAP TIME : 1:19.006		DIFFERENCE : 0.335			
LAP	SECTOR 1	SECTOR 2	LAP TIME	MPH	DIFF	TIME OF DAY	
1 -	53.802	28.464	1:22.266	86.60	3.260	11:01:41.779	
2 -	51.671	28.728	1:20.399	88.61	1.393	11:03:02.178	
3 -	52.328	28.511	1:20.839	88.13	1.833	11:04:23.017	
4 -	51.378	28.084	1:19.462 (3)	89.66	0.456	11:05:42.479	
5 -	56.833	31.991	1:28.824	80.21	9.818	11:07:11.303	
6 -	51.247	27.759	1:19.006 (1)	90.17		11:08:30.309	
7 -	50.912	28.098	1:19.010 (2)	90.17	0.004	11:09:49.319	
8 -	52.198	28.227	1:20.425	88.58	1.419	11:11:09.744	
9 -	52.008	28.470	1:20.478	88.52	1.472	11:12:30.222	
10 -	51.603	28.815	1:20.418	88.59	1.412	11:13:50.640	

P4 19		Peter BRANTON		Yamaha TZR250 - Exactweld Racing			
IDEAL LAP TIME : 1:19.352		BEST LAP TIME : 1:19.360		DIFFERENCE : 0.008			
LAP	SECTOR 1	SECTOR 2	LAP TIME	MPH	DIFF	TIME OF DAY	
1 -	55.117	28.705	1:23.822	84.99	4.462	11:01:41.665	
2 -	52.341	28.071	1:20.412	88.60	1.052	11:03:02.077	
3 -	52.221	28.118	1:20.339	88.68	0.979	11:04:22.416	
4 -	52.202	27.776	1:19.978	89.08	0.618	11:05:42.394	
5 -	51.890	27.760	1:19.650 (2)	89.44	0.290	11:07:02.044	
6 -	52.173	27.675	1:19.848 (3)	89.22	0.488	11:08:21.892	
7 -	52.088	27.833	1:19.921	89.14	0.561	11:09:41.813	
8 -	51.898	27.462	1:19.360 (1)	89.77		11:11:01.173	
9 -	52.459	28.100	1:20.559	88.44	1.199	11:12:21.732	
10 -	52.132	27.755	1:19.887	89.18	0.527	11:13:41.619	

BMCRC - MRO Championships 2022 - Rnd 8 @ Donington Park National

DFDS Yamaha Past Masters

QUALIFYING - SECTOR ANALYSIS



SECTOR 1 = FL to I1, SECTOR 2 = I1 to FL, DIFF = Difference To Personal Best Lap, P = Crossed Finish Line in Pit Lane, D = Time Disallowed

P5 74		Paul WHITBY		Yamaha TZR250 - Greybridge Ltd		
IDEAL LAP TIME : 1:20.548		BEST LAP TIME : 1:20.734		DIFFERENCE : 0.186		
LAP	SECTOR 1	SECTOR 2	LAP TIME	MPH	DIFF	TIME OF DAY
1 -	54.970	28.628	1:23.598	85.22	2.864	11:01:42.641
2 -	52.866	28.378	1:21.244	87.69	0.510	11:03:03.885
3 -	52.262	29.249	1:21.511	87.40	0.777	11:04:25.396
4 -	53.407	28.396	1:21.803	87.09	1.069	11:05:47.199
5 -	52.170	28.564	1:20.734 (1)	88.24		11:07:07.933
6 -	52.208	29.019	1:21.227 (3)	87.71	0.493	11:08:29.160
7 -	52.859	28.410	1:21.269	87.66	0.535	11:09:50.429
8 -	52.702	28.635	1:21.337	87.59	0.603	11:11:11.766
9 -	52.428	28.688	1:21.116 (2)	87.83	0.382	11:12:32.882
10 -	53.042	28.934	1:21.976	86.91	1.242	11:13:54.858

P6 57		Geoff MOOK		Yamaha TZR250 -		
IDEAL LAP TIME : 1:20.783		BEST LAP TIME : 1:20.783		DIFFERENCE : 0.000		
LAP	SECTOR 1	SECTOR 2	LAP TIME	MPH	DIFF	TIME OF DAY
1 -	56.929	29.799	1:26.728	82.14	5.945	11:01:47.226
2 -	53.817	28.928	1:22.745	86.10	1.962	11:03:09.971
3 -	53.617	29.018	1:22.635	86.21	1.852	11:04:32.606
4 -	52.507	28.276	1:20.783 (1)	88.19		11:05:53.389
5 -	53.078	28.306	1:21.384 (3)	87.54	0.601	11:07:14.773
6 -	53.053	28.960	1:22.013	86.87	1.230	11:08:36.786
7 -	53.445	28.637	1:22.082	86.79	1.299	11:09:58.868
8 -	52.773	28.478	1:21.251 (2)	87.68	0.468	11:11:20.119
9 -	53.910	28.639	1:22.549	86.30	1.766	11:12:42.668

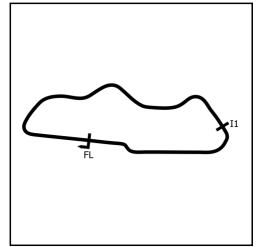
P7 61		Paul WELCH		Yamaha TZR250 -		
IDEAL LAP TIME : 1:20.817		BEST LAP TIME : 1:21.177		DIFFERENCE : 0.360		
LAP	SECTOR 1	SECTOR 2	LAP TIME	MPH	DIFF	TIME OF DAY
1 -	54.990	28.471	1:23.461	85.36	2.284	11:01:42.776
2 -	53.123	28.417	1:21.540 (2)	87.37	0.363	11:03:04.316
3 -	52.400	28.777	1:21.177 (1)	87.76		11:04:25.493
4 -	56.411	29.106	1:25.517	83.31	4.340	11:05:51.010
5 -	53.774	28.539	1:22.313	86.55	1.136	11:07:13.323
6 -	54.328	28.792	1:23.120	85.71	1.943	11:08:36.443
7 -	54.284	29.060	1:23.344	85.48	2.167	11:09:59.787
8 -	52.619	29.525	1:22.144 (3)	86.73	0.967	11:11:21.931
9 -	54.600	29.323	1:23.923	84.89	2.746	11:12:45.854

P8 27		Richard HAYWARD		Yamaha TZR250 - Hazel Motors/ Gforce		
IDEAL LAP TIME : 1:21.120		BEST LAP TIME : 1:21.193		DIFFERENCE : 0.073		
LAP	SECTOR 1	SECTOR 2	LAP TIME	MPH	DIFF	TIME OF DAY
1 -	56.112	29.146	1:25.258	83.56	4.065	11:01:46.864
2 -	53.425	28.882	1:22.307	86.56	1.114	11:03:09.171
3 -	52.879	29.346	1:22.225	86.64	1.032	11:04:31.396
4 -	52.959	28.396	1:21.355 (2)	87.57	0.162	11:05:52.751
5 -	53.376	28.461	1:21.837 (3)	87.05	0.644	11:07:14.588
6 -	53.601	28.921	1:22.522	86.33	1.329	11:08:37.110
7 -	53.581	28.427	1:22.008	86.87	0.815	11:09:59.118
8 -	52.724	28.469	1:21.193 (1)	87.74		11:11:20.311
9 -	54.028	28.636	1:22.664	86.18	1.471	11:12:42.975

BMCR - MRO Championships 2022 - Rnd 8 @ Donington Park National

DFDS Yamaha Past Masters

QUALIFYING - SECTOR ANALYSIS



SECTOR 1 = FL to I1, SECTOR 2 = I1 to FL, DIFF = Difference To Personal Best Lap, P = Crossed Finish Line in Pit Lane, D = Time Disallowed

P9 8		David BALL		Yamaha TZR250 - Gardiner Page and Roe pension consultants			
IDEAL LAP TIME : 1:21.241		BEST LAP TIME : 1:21.926		DIFFERENCE : 0.685			
LAP	SECTOR 1	SECTOR 2	LAP TIME	MPH	DIFF	TIME OF DAY	
1 -	55.865	29.071	1:24.936	83.88	3.010	11:01:44.780	
2 -	53.339	28.687	1:22.026 (2)	86.85	0.100	11:03:06.806	
3 -	53.319	28.901	1:22.220	86.65	0.294	11:04:29.026	
4 -	53.250	29.435	1:22.685	86.16	0.759	11:05:51.711	
5 -	53.292	28.634	1:21.926 (1)	86.96		11:07:13.637	
6 -	54.387	29.200	1:23.587	85.23	1.661	11:08:37.224	
7 -	54.152	28.586	1:22.738	86.11	0.812	11:09:59.962	
8 -	52.655	29.427	1:22.082 (3)	86.79	0.156	11:11:22.044	
9 -	54.627	29.278	1:23.905	84.91	1.979	11:12:45.949	

P10 15		Billy PERKINS		Yamaha TZR250 - Ashford tarmac / Barking mad about Animals			
IDEAL LAP TIME : 1:22.088		BEST LAP TIME : 1:22.187		DIFFERENCE : 0.099			
LAP	SECTOR 1	SECTOR 2	LAP TIME	MPH	DIFF	TIME OF DAY	
1 -	1:00.103	31.958	1:32.061	77.39	9.874	11:01:56.533	
2 -	57.902	29.801	1:27.703	81.23	5.516	11:03:24.236	
3 -	55.338	29.657	1:24.995	83.82	2.808	11:04:49.231	
4 -	53.932	29.125	1:23.057	85.78	0.870	11:06:12.288	
5 -	54.259	29.242	1:23.501	85.32	1.314	11:07:35.789	
6 -	53.589	29.066	1:22.655 (3)	86.19	0.468	11:08:58.444	
7 -	53.182	29.456	1:22.638 (2)	86.21	0.451	11:10:21.082	
8 -	53.756	29.652	1:23.408	85.41	1.221	11:11:44.490	
9 -	53.281	28.906	1:22.187 (1)	86.68		11:13:06.677	

P11 13		Doug EDMONDSON		Yamaha TZR250 - Stan Stephens Tuning			
IDEAL LAP TIME : 1:21.721		BEST LAP TIME : 1:22.503		DIFFERENCE : 0.782			
LAP	SECTOR 1	SECTOR 2	LAP TIME	MPH	DIFF	TIME OF DAY	
1 -	56.318	29.323	1:25.641	83.19	3.138	11:01:46.232	
2 -	53.811	28.750	1:22.561 (3)	86.29	0.058	11:03:08.793	
3 -	52.971	29.665	1:22.636	86.21	0.133	11:04:31.429	
4 -	54.238	29.454	1:23.692	85.12	1.189	11:05:55.121	
5 -	55.100	29.247	1:24.347	84.46	1.844	11:07:19.468	
6 -	53.356	29.163	1:22.519 (2)	86.33	0.016	11:08:41.987	
7 -	53.620	29.345	1:22.965	85.87	0.462	11:10:04.952	
8 -	53.372	29.131	1:22.503 (1)	86.35		11:11:27.455	
9 -	53.995	28.756	1:22.751	86.09	0.248	11:12:50.206	

P12 88		Michael STANLEY		Yamaha TZR250 -			
IDEAL LAP TIME : 1:22.174		BEST LAP TIME : 1:22.528		DIFFERENCE : 0.354			
LAP	SECTOR 1	SECTOR 2	LAP TIME	MPH	DIFF	TIME OF DAY	
1 -	56.109	29.728	1:25.837	83.00	3.309	11:01:46.050	
2 -	54.667	29.394	1:24.061	84.75	1.533	11:03:10.111	
3 -	53.229	29.353	1:22.582 (2)	86.27	0.054	11:04:32.693	
4 -	53.833	28.945	1:22.778	86.06	0.250	11:05:55.471	
5 -	55.178	29.236	1:24.414	84.40	1.886	11:07:19.885	
6 -	54.232	29.648	1:23.880	84.93	1.352	11:08:43.765	
7 -	54.088	29.405	1:23.493	85.33	0.965	11:10:07.258	
8 -	53.525	29.003	1:22.528 (1)	86.32		11:11:29.786	
9 -	53.524	29.185	1:22.709 (3)	86.14	0.181	11:12:52.495	

BMCR - MRO Championships 2022 - Rnd 8 @ Donington Park National

DFDS Yamaha Past Masters

QUALIFYING - SECTOR ANALYSIS



SECTOR 1 = FL to I1, SECTOR 2 = I1 to FL, DIFF = Difference To Personal Best Lap, P = Crossed Finish Line in Pit Lane, D = Time Disallowed

P13 92 C		Andrew MOOK		Yamaha TZR250 -		
IDEAL LAP TIME : 1:24.650		BEST LAP TIME : 1:24.650		DIFFERENCE : 0.000		
LAP	SECTOR 1	SECTOR 2	LAP TIME	MPH	DIFF	TIME OF DAY
1 -	59.992	31.213	1:31.205	78.11	6.555	11:01:54.181
2 -	57.842	30.707	1:28.549	80.45	3.899	11:03:22.730
3 -	57.092	30.449	1:27.541	81.38	2.891	11:04:50.271
4 -	56.263	30.148	1:26.411	82.45	1.761	11:06:16.682
5 -	55.742	30.070	1:25.812 (3)	83.02	1.162	11:07:42.494
6 -	55.141	29.672	1:24.813 (2)	84.00	0.163	11:09:07.307
7 -	55.072	29.578	1:24.650 (1)	84.16		11:10:31.957
8 -	55.927	IN PIT	1:38.220 P	72.53	13.570	11:12:10.177

P14 361 C		Ryan WHITEHALL		Yamaha TZR250 - WR Racing		
IDEAL LAP TIME : 1:24.919		BEST LAP TIME : 1:24.981		DIFFERENCE : 0.062		
LAP	SECTOR 1	SECTOR 2	LAP TIME	MPH	DIFF	TIME OF DAY
1 -	OUTLAP	31.326	1:51.843	63.70	26.862	11:04:24.387
2 -	57.134	30.286	1:27.420	81.49	2.439	11:05:51.807
3 -	56.902	30.215	1:27.117	81.78	2.136	11:07:18.924
4 -	56.323	30.721	1:27.044	81.85	2.063	11:08:45.968
5 -	55.777	29.802	1:25.579 (3)	83.25	0.598	11:10:11.547
6 -	56.066	29.504	1:25.570 (2)	83.26	0.589	11:11:37.117
7 -	55.415	29.566	1:24.981 (1)	83.83		11:13:02.098

P15 72 C		John HAMILTON		Yamaha TRZ250 - LW Racing		
IDEAL LAP TIME : 1:24.795		BEST LAP TIME : 1:25.281		DIFFERENCE : 0.486		
LAP	SECTOR 1	SECTOR 2	LAP TIME	MPH	DIFF	TIME OF DAY
1 -	58.582	30.316	1:28.898	80.14	3.617	11:01:51.035
2 -	56.167	29.610	1:25.777 (3)	83.06	0.496	11:03:16.812
3 -	57.313	30.052	1:27.365	81.55	2.084	11:04:44.177
4 -	56.845	29.943	1:26.788	82.09	1.507	11:06:10.965
5 -	56.158	29.970	1:26.128	82.72	0.847	11:07:37.093
6 -	55.185	30.096	1:25.281 (1)	83.54		11:09:02.374
7 -	55.469	29.939	1:25.408 (2)	83.41	0.127	11:10:27.782
8 -	56.389	30.069	1:26.458	82.40	1.177	11:11:54.240
9 -	56.462	30.943	1:27.405	81.51	2.124	11:13:21.645

P16 69 C		Mark ELLERAY		Yamaha TZR250 - Abbot Solutions Ltd		
IDEAL LAP TIME : 1:25.444		BEST LAP TIME : 1:25.574		DIFFERENCE : 0.130		
LAP	SECTOR 1	SECTOR 2	LAP TIME	MPH	DIFF	TIME OF DAY
1 -	58.249	32.807	1:31.056	78.24	5.482	11:01:49.753
2 -	57.127	30.596	1:27.723	81.21	2.149	11:03:17.476
3 -	56.292	30.761	1:27.053	81.84	1.479	11:04:44.529
4 -	56.781	30.111	1:26.892	81.99	1.318	11:06:11.421
5 -	56.056	30.165	1:26.221 (3)	82.63	0.647	11:07:37.642
6 -	55.333	30.241	1:25.574 (1)	83.25		11:09:03.216
7 -	55.767	30.279	1:26.046 (2)	82.80	0.472	11:10:29.262
8 -	56.653	IN PIT	1:31.657 P	77.73	6.083	11:12:00.919

P17 26 C		Damian LEE		Yamaha TZR250 - Leed Autos		
IDEAL LAP TIME : 1:25.236		BEST LAP TIME : 1:25.732		DIFFERENCE : 0.496		
LAP	SECTOR 1	SECTOR 2	LAP TIME	MPH	DIFF	TIME OF DAY
1 -	1:05.299	31.131	1:36.430	73.88	10.698	11:02:06.256
2 -	56.688	30.206	1:26.894 (2)	81.99	1.162	11:03:33.150
3 -	56.025	31.186	1:27.211	81.69	1.479	11:05:00.361
4 -	55.296	30.436	1:25.732 (1)	83.10		11:06:26.093
5 -	58.001	30.857	1:28.858	80.18	3.126	11:07:54.951
6 -	56.446	30.464	1:26.910 (3)	81.97	1.178	11:09:21.861
7 -	56.957	30.505	1:27.462	81.45	1.730	11:10:49.323
8 -	56.991	30.527	1:27.518	81.40	1.786	11:12:16.841
9 -	57.126	29.940	1:27.066	81.83	1.334	11:13:43.907

BMCRC - MRO Championships 2022 - Rnd 8 @ Donington Park National

DFDS Yamaha Past Masters

QUALIFYING - SECTOR ANALYSIS



SECTOR 1 = FL to I1, SECTOR 2 = I1 to FL, DIFF = Difference To Personal Best Lap, P = Crossed Finish Line in Pit Lane, D = Time Disallowed

P18 333 C		Mark STUBBERFIELD		Yamaha TZR250 - Polished concrete London			
IDEAL LAP TIME : 1:28.885		BEST LAP TIME : 1:26.910		DIFFERENCE : -1.975			
LAP	SECTOR 1	SECTOR 2	LAP TIME	MPH	DIFF	TIME OF DAY	
1 -	1:04.678	31.664	1:36.342	73.95	9.432	11:02:02.448	
2 -			1:28.198	80.78	1.288	11:03:30.646	
3 -			1:27.167 (2)	81.73	0.257	11:04:57.813	
4 -			1:27.422	81.49	0.512	11:06:25.235	
5 -	58.504	30.381	1:28.885	80.15	1.975	11:07:54.120	
6 -			1:27.175 (3)	81.72	0.265	11:09:21.295	
7 -			1:28.613	80.40	1.703	11:10:49.908	
8 -			1:27.891	81.06	0.981	11:12:17.799	
9 -			1:26.910 (1)	81.97		11:13:44.709	

P19 34		Dave HARVIEK		Yamaha TZR 250 -			
IDEAL LAP TIME : 1:27.471		BEST LAP TIME : 1:27.471		DIFFERENCE : 0.000			
LAP	SECTOR 1	SECTOR 2	LAP TIME	MPH	DIFF	TIME OF DAY	
1 -	1:03.543	32.431	1:35.974	74.23	8.503	11:02:02.331	
2 -	59.440	31.470	1:30.910	78.37	3.439	11:03:33.241	
3 -	57.956	31.495	1:29.451	79.64	1.980	11:05:02.692	
4 -	58.293	31.714	1:30.007	79.15	2.536	11:06:32.699	
5 -	58.229	31.203	1:29.432	79.66	1.961	11:08:02.131	
6 -	57.216	31.245	1:28.461 (3)	80.53	0.990	11:09:30.592	
7 -	57.814	31.299	1:29.113	79.95	1.642	11:10:59.705	
8 -	56.752	30.719	1:27.471 (1)	81.45		11:12:27.176	
9 -	57.221	31.204	1:28.425 (2)	80.57	0.954	11:13:55.601	

P20 28		Liam McCARTER		Yamaha TZR250 - Katie McCarter			
IDEAL LAP TIME : 1:27.801		BEST LAP TIME : 1:27.801		DIFFERENCE : 0.000			
LAP	SECTOR 1	SECTOR 2	LAP TIME	MPH	DIFF	TIME OF DAY	
1 -	1:02.116	32.975	1:35.091	74.92	7.290	11:02:03.033	
2 -	57.594	31.264	1:28.858 (3)	80.18	1.057	11:03:31.891	
3 -	56.938	30.863	1:27.801 (1)	81.14		11:04:59.692	
4 -	57.759	30.881	1:28.640 (2)	80.37	0.839	11:06:28.332	
5 -	57.990	IN PIT	1:35.935 P	74.26	8.134	11:08:04.267	

P21 73 C		Colvin TURNER		Yamaha TZR250 -			
IDEAL LAP TIME : 1:27.066		BEST LAP TIME : 1:27.947		DIFFERENCE : 0.881			
LAP	SECTOR 1	SECTOR 2	LAP TIME	MPH	DIFF	TIME OF DAY	
1 -	1:02.894	31.925	1:34.819	75.13	6.872	11:02:00.712	
2 -	58.643	30.885	1:29.528	79.58	1.581	11:03:30.240	
3 -	57.392	31.601	1:28.993	80.05	1.046	11:04:59.233	
4 -	57.889	30.453	1:28.342 (3)	80.64	0.395	11:06:27.575	
5 -	56.834	32.440	1:29.274	79.80	1.327	11:07:56.849	
6 -	57.159	31.022	1:28.181 (2)	80.79	0.234	11:09:25.030	
7 -	58.593	31.462	1:30.055	79.11	2.108	11:10:55.085	
8 -	58.946	31.185	1:30.131	79.04	2.184	11:12:25.216	
9 -	57.715	30.232	1:27.947 (1)	81.01		11:13:53.163	

P22 42 C		Martin PEARSON		Yamaha TZR250 -			
IDEAL LAP TIME : 1:28.100		BEST LAP TIME : 1:28.439		DIFFERENCE : 0.339			
LAP	SECTOR 1	SECTOR 2	LAP TIME	MPH	DIFF	TIME OF DAY	
1 -	1:01.408	IN PIT	1:38.597 P	72.26	10.158	11:02:00.384	
2 -	OUTLAP	30.854	2:45.079	43.15	1:16.640	11:04:45.463	
3 -	57.933	31.190	1:29.123 (2)	79.94	0.684	11:06:14.586	
4 -	58.012	31.491	1:29.503 (3)	79.60	1.064	11:07:44.089	
5 -	57.246	31.193	1:28.439 (1)	80.55		11:09:12.528	
6 -	57.654	IN PIT	1:33.241 P	76.41	4.802	11:10:45.769	

BMCRC - MRO Championships 2022 - Rnd 8 @ Donington Park National

DFDS Yamaha Past Masters

QUALIFYING - SECTOR ANALYSIS



SECTOR 1 = FL to I1, SECTOR 2 = I1 to FL, DIFF = Difference To Personal Best Lap, P = Crossed Finish Line in Pit Lane, D = Time Disallowed

P23 46		Kevin MARSHALL		Yamaha TZR250 - Stacey Processing			
IDEAL LAP TIME : 1:29.088		BEST LAP TIME : 1:29.088		DIFFERENCE : 0.000			
LAP	SECTOR 1	SECTOR 2	LAP TIME	MPH	DIFF	TIME OF DAY	
1 -	1:01.334	32.271	1:33.605	76.11	4.517	11:01:52.962	
2 -	58.732	31.910	1:30.642	78.60	1.554	11:03:23.604	
3 -	59.008	31.122	1:30.130	79.04	1.042	11:04:53.734	
4 -	58.907	31.544	1:30.451	78.76	1.363	11:06:24.185	
5 -	59.203	31.584	1:30.787	78.47	1.699	11:07:54.972	
6 -	58.518	31.269	1:29.787 (2)	79.35	0.699	11:09:24.759	
7 -	58.551	31.320	1:29.871 (3)	79.27	0.783	11:10:54.630	
8 -	58.956	31.980	1:30.936	78.34	1.848	11:12:25.566	
9 -	58.326	30.762	1:29.088 (1)	79.97		11:13:54.654	

P24 25 C		Stephen WIMBLE		Yamaha TZR250 - S.B.W Contractor			
IDEAL LAP TIME : 1:31.395		BEST LAP TIME : 1:31.483		DIFFERENCE : 0.088			
LAP	SECTOR 1	SECTOR 2	LAP TIME	MPH	DIFF	TIME OF DAY	
1 -	1:04.983	33.047	1:38.030	72.67	6.547	11:02:06.103	
2 -	59.561	31.922	1:31.483 (1)	77.87		11:03:37.586	
3 -	1:00.051	32.135	1:32.186	77.28	0.703	11:05:09.772	
4 -	1:00.080	31.862	1:31.942 (3)	77.49	0.459	11:06:41.714	
5 -	59.673	31.834	1:31.507 (2)	77.85	0.024	11:08:13.221	
6 -	1:00.729	33.143	1:33.872	75.89	2.389	11:09:47.093	
7 -	59.716	32.624	1:32.340	77.15	0.857	11:11:19.433	
8 -	1:01.044	32.203	1:33.247	76.40	1.764	11:12:52.680	

P25 67		Mark BAILEY		Yamaha TZR250 - Elite Air Conditioning Ltd			
IDEAL LAP TIME : 1:32.212		BEST LAP TIME : 1:32.259		DIFFERENCE : 0.047			
LAP	SECTOR 1	SECTOR 2	LAP TIME	MPH	DIFF	TIME OF DAY	
1 -	1:04.715	32.767	1:37.482	73.08	5.223	11:02:04.721	
2 -	1:00.307	31.952	1:32.259 (1)	77.22		11:03:36.980	
3 -	1:01.157	32.280	1:33.437	76.25	1.178	11:05:10.417	
4 -	1:00.641	31.905	1:32.546 (2)	76.98	0.287	11:06:42.963	
5 -	1:00.529	33.230	1:33.759	75.98	1.500	11:08:16.722	
6 -	1:00.883	32.525	1:33.408	76.27	1.149	11:09:50.130	
7 -	1:01.728	32.938	1:34.666	75.26	2.407	11:11:24.796	
8 -	1:00.467	32.905	1:33.372 (3)	76.30	1.113	11:12:58.168	

P26 100 R		Mark PRATLEY		Yamaha TZR250 - www.ypmrc.co.uk			
IDEAL LAP TIME :		BEST LAP TIME : 1:33.751		DIFFERENCE :			
LAP	SECTOR 1	SECTOR 2	LAP TIME	MPH	DIFF	TIME OF DAY	
1 -			1:42.100	69.78	8.349	11:02:10.971	
2 -			1:36.320	73.96	2.569	11:03:47.291	
3 -			1:37.577	73.01	3.826	11:05:24.868	
4 -			1:34.267 (2)	75.57	0.516	11:06:59.135	
5 -			1:33.751 (1)	75.99		11:08:32.886	
6 -			1:34.735 (3)	75.20	0.984	11:10:07.621	
7 -		IN PIT	1:46.663 P	66.79	12.912	11:11:54.284	

P27 36 R		Phil ZANUTTO		Yamaha TZR250 -			
IDEAL LAP TIME : 1:34.537		BEST LAP TIME : 1:35.101		DIFFERENCE : 0.564			
LAP	SECTOR 1	SECTOR 2	LAP TIME	MPH	DIFF	TIME OF DAY	
1 -	1:10.983	33.194	1:44.177	68.38	9.076	11:02:10.170	
2 -	1:05.602	33.031	1:38.633	72.23	3.532	11:03:48.803	
3 -	1:03.907	32.330	1:36.237	74.03	1.136	11:05:25.040	
4 -	1:02.994	32.679	1:35.673 (2)	74.46	0.572	11:07:00.713	
5 -	1:02.207	32.894	1:35.101 (1)	74.91		11:08:35.814	
6 -	1:03.149	32.607	1:35.756 (3)	74.40	0.655	11:10:11.570	
7 -	1:03.153	34.035	1:37.188	73.30	2.087	11:11:48.758	
8 -	1:03.466	33.089	1:36.555	73.78	1.454	11:13:25.313	

BMCRC - MRO Championships 2022 - Rnd 8 @ Donington Park National

DFDS Yamaha Past Masters

QUALIFYING - SECTOR ANALYSIS



SECTOR 1 = FL to I1, SECTOR 2 = I1 to FL, DIFF = Difference To Personal Best Lap, P = Crossed Finish Line in Pit Lane, D = Time Disallowed

P28 77 R Adam COLLINS		Yamaha TZR250 - 2 Cows Racing				
IDEAL LAP TIME : 1:35.174		BEST LAP TIME : 1:35.534		DIFFERENCE : 0.360		
LAP	SECTOR 1	SECTOR 2	LAP TIME	MPH	DIFF	TIME OF DAY
1 -	1:10.038	34.567	1:44.605	68.10	9.071	11:02:12.026
2 -	1:04.784	34.303	1:39.087	71.90	3.553	11:03:51.113
3 -	1:03.163	33.915	1:37.078	73.39	1.544	11:05:28.191
4 -	1:03.746	35.193	1:38.939	72.01	3.405	11:07:07.130
5 -	1:04.417	34.578	1:38.995	71.96	3.461	11:08:46.125
6 -	1:03.753	33.299	1:37.052 (3)	73.41	1.518	11:10:23.177
7 -	1:02.405	34.150	1:36.555 (2)	73.78	1.021	11:11:59.732
8 -	1:01.875	33.659	1:35.534 (1)	74.57		11:13:35.266

P29 99 C Paul FIRTH		Yamaha TZR250 - Joanne Porter				
IDEAL LAP TIME : 1:36.131		BEST LAP TIME : 1:36.131		DIFFERENCE : 0.000		
LAP	SECTOR 1	SECTOR 2	LAP TIME	MPH	DIFF	TIME OF DAY
1 -	1:07.578	34.348	1:41.926	69.90	5.795	11:02:05.784
2 -	1:05.464	35.742	1:41.206	70.39	5.075	11:03:46.990
3 -	1:05.216	34.671	1:39.887	71.32	3.756	11:05:26.877
4 -	1:04.962	34.748	1:39.710	71.45	3.579	11:07:06.587
5 -	1:04.838	34.234	1:39.072	71.91	2.941	11:08:45.659
6 -	1:02.410	33.721	1:36.131 (1)	74.11		11:10:21.790
7 -	1:03.483	34.296	1:37.779 (3)	72.86	1.648	11:11:59.569
8 -	1:03.333	33.833	1:37.166 (2)	73.32	1.035	11:13:36.735

P30 62 C David PATERSON		Yamaha TZR 2MA - The love of a good woman				
IDEAL LAP TIME : 1:35.607		BEST LAP TIME : 1:36.549		DIFFERENCE : 0.942		
LAP	SECTOR 1	SECTOR 2	LAP TIME	MPH	DIFF	TIME OF DAY
1 -	1:06.921	33.676	1:40.597 (3)	70.82	4.048	11:02:06.405
2 -	1:05.145	34.660	1:39.805 (2)	71.38	3.256	11:03:46.210
3 -	1:03.811	32.738	1:36.549 (1)	73.79		11:05:22.759
4 -	1:02.869	IN PIT	1:43.394 P	68.90	6.845	11:07:06.153

BMCRC - MRO Championships 2022 - Rnd 8 @ Donington Park National

DFDS Yamaha Past Masters

QUALIFYING - BEST SECTORS

SECTOR 1			SECTOR 2			IDEAL / BEST COMPARISON						
POS	NO	NAME	TIME	NO	NAME	TIME	POS	NO	NAME	IDEAL	BEST	DIFF
									PERFECT LAP	1:18.317		
1	75	JOHNSON	50.912	51	WHOLEY	27.405	1	51	WHOLEY	1:18.450	1:18.596	0.146
2	51	WHOLEY	51.045	30	COOPER	27.431	2	30	COOPER	1:18.607	1:18.934	0.327
3	30	COOPER	51.176	19	BRANTON	27.462	3	75	JOHNSON	1:18.671	1:19.006	0.335
4	19	BRANTON	51.890	75	JOHNSON	27.759	4	19	BRANTON	1:19.352	1:19.360	0.008
5	74	WHITBY	52.170	57	MOOK	28.276	5	74	WHITBY	1:20.548	1:20.734	0.186
6	61	WELCH	52.400	74	WHITBY	28.378	6	57	MOOK	1:20.783	1:20.783	0.000
7	57	MOOK	52.507	27	HAYWARD	28.396	7	61	WELCH	1:20.817	1:21.177	0.360
8	8	BALL	52.655	61	WELCH	28.417	8	27	HAYWARD	1:21.120	1:21.193	0.073
9	27	HAYWARD	52.724	8	BALL	28.586	9	8	BALL	1:21.241	1:21.926	0.685
10	13	EDMONDSON	52.971	13	EDMONDSON	28.750	10	13	EDMONDSON	1:21.721	1:22.503	0.782
11	15	PERKINS	53.182	15	PERKINS	28.906	11	15	PERKINS	1:22.088	1:22.187	0.099
12	88	STANLEY	53.229	88	STANLEY	28.945	12	88	STANLEY	1:22.174	1:22.528	0.354
13	92	MOOK	55.072	361	WHITEHALL	29.504	13	92	MOOK	1:24.650	1:24.650	0.000
14	72	HAMILTON	55.185	92	MOOK	29.578	14	72	HAMILTON	1:24.795	1:25.281	0.486
15	26	LEE	55.296	72	HAMILTON	29.610	15	361	WHITEHALL	1:24.919	1:24.981	0.062
16	69	ELLERAY	55.333	26	LEE	29.940	16	26	LEE	1:25.236	1:25.732	0.496
17	361	WHITEHALL	55.415	69	ELLERAY	30.111	17	69	ELLERAY	1:25.444	1:25.574	0.130
18	34	HARVIEK	56.752	73	TURNER	30.232	18	73	TURNER	1:27.066	1:27.947	0.881
19	73	TURNER	56.834	333	STUBBERFIELD	30.381	19	34	HARVIEK	1:27.471	1:27.471	0.000
20	28	McCARTER	56.938	34	HARVIEK	30.719	20	28	McCARTER	1:27.801	1:27.801	0.000
21	42	PEARSON	57.246	46	MARSHALL	30.762	21	42	PEARSON	1:28.100	1:28.439	0.339
22	46	MARSHALL	58.326	42	PEARSON	30.854	22	333	STUBBERFIELD	1:28.885	1:26.910	-1.975
23	333	STUBBERFIELD	58.504	28	McCARTER	30.863	23	46	MARSHALL	1:29.088	1:29.088	0.000
24	25	WIMBLE	59.561	25	WIMBLE	31.834	24	25	WIMBLE	1:31.395	1:31.483	0.088
25	67	BAILEY	1:00.307	67	BAILEY	31.905	25	67	BAILEY	1:32.212	1:32.259	0.047
26	77	COLLINS	1:01.875	36	ZANUTTO	32.330	26	36	ZANUTTO	1:34.537	1:35.101	0.564
27	36	ZANUTTO	1:02.207	62	PATERSON	32.738	27	77	COLLINS	1:35.174	1:35.534	0.360
28	99	FIRTH	1:02.410	77	COLLINS	33.299	28	62	PATERSON	1:35.607	1:36.549	0.942
29	62	PATERSON	1:02.869	99	FIRTH	33.721	29	99	FIRTH	1:36.131	1:36.131	0.000
30							30	100	PRATLEY		1:33.751	

BMCRC - MRO Championships 2022 - Rnd 8 @ Donington Park National

DFDS Yamaha Past Masters

QUALIFYING - STATISTICS

Competitors Started 30
Planned Start 2022-09-03 @ 11:16:00.000
Actual Start 2022-09-03 @ 11:00:01.292
Finish Time 2022-09-03 @ 11:12:38.845
Track Length 1.9790mi.
Total Laps 252
Total Distance Covered 498.7249mi.

Session Fastest Lap History

NO	CL	NAME	LAP TIME	TIME OF DAY	LAP	VEHICLE
19		Peter BRANTON	1:23.822	11:01:41.679	1	Yamaha TZR250
75		Anthony JOHNSON	1:22.266	11:01:41.782	1	Yamaha TZR250
19		Peter BRANTON	1:20.412	11:03:02.090	2	Yamaha TZR250
75		Anthony JOHNSON	1:20.399	11:03:02.141	2	Yamaha TZR250
30		Alan COOPER	1:19.808	11:03:06.209	2	Yamaha TZR250
51		Kevin WHOLEY	1:19.409	11:04:25.274	3	Yamaha TZR250
51		Kevin WHOLEY	1:19.400	11:05:44.674	4	Yamaha TZR250
30		Alan COOPER	1:19.314	11:05:44.940	4	Yamaha TZR250
75		Anthony JOHNSON	1:19.006	11:08:30.312	6	Yamaha TZR250
51		Kevin WHOLEY	1:18.596	11:11:03.920	8	Yamaha TZR250

Flag History

TYPE	TIME OF DAY
GREEN	11:00:01.292
FINISH	11:12:38.845

Flag Statistics

TYPE	COUNT	TOTAL LAPS	TOTAL TIME
Green	1	10	14:05.537
Red	0	0	0.000
Safety Car	0	0	0.000
FCY	0	0	0.000

BMCRC - MRO Championships 2022 - Rnd 8 @ Donington Park National

DFDS Yamaha Past Masters

QUALIFYING - STATISTICS

CLASS :

16 Starters

Fastest Lap History

NO	NAME	LAP TIME	TIME OF DAY	LAP	VEHICLE
19	Peter BRANTON	1:23.822	11:01:41.679	1	Yamaha TZR250
75	Anthony JOHNSON	1:22.266	11:01:41.782	1	Yamaha TZR250
19	Peter BRANTON	1:20.412	11:03:02.090	2	Yamaha TZR250
75	Anthony JOHNSON	1:20.399	11:03:02.141	2	Yamaha TZR250
30	Alan COOPER	1:19.808	11:03:06.209	2	Yamaha TZR250
51	Kevin WHOLEY	1:19.409	11:04:25.274	3	Yamaha TZR250
51	Kevin WHOLEY	1:19.400	11:05:44.674	4	Yamaha TZR250
30	Alan COOPER	1:19.314	11:05:44.940	4	Yamaha TZR250
75	Anthony JOHNSON	1:19.006	11:08:30.312	6	Yamaha TZR250
51	Kevin WHOLEY	1:18.596	11:11:03.920	8	Yamaha TZR250

BMCRC - MRO Championships 2022 - Rnd 8 @ Donington Park National

DFDS Yamaha Past Masters

QUALIFYING - STATISTICS

CLASS : C

11 Starters

Fastest Lap History

NO	NAME	LAP TIME	TIME OF DAY	LAP	VEHICLE
69	Mark ELLERAY	1:31.056	11:01:49.779	1	Yamaha TZR250
72	John HAMILTON	1:28.898	11:01:51.057	1	Yamaha TRZ250
72	John HAMILTON	1:25.777	11:03:16.833	2	Yamaha TRZ250
26	Damian LEE	1:25.732	11:06:26.095	4	Yamaha TZR250
72	John HAMILTON	1:25.281	11:09:02.395	6	Yamaha TRZ250
92	Andrew MOOK	1:24.813	11:09:07.328	6	Yamaha TZR250
92	Andrew MOOK	1:24.650	11:10:31.978	7	Yamaha TZR250

BMCRC - MRO Championships 2022 - Rnd 8 @ Donington Park National

DFDS Yamaha Past Masters

QUALIFYING - STATISTICS

CLASS : R

3 Starters

Fastest Lap History

NO	NAME	LAP TIME	TIME OF DAY	LAP	VEHICLE
36	Phil ZANUTTO	1:44.177	11:02:10.173	1	Yamaha TZR250
100	Mark PRATLEY	1:42.100	11:02:10.971	1	Yamaha TZR250
100	Mark PRATLEY	1:36.320	11:03:47.291	2	Yamaha TZR250
36	Phil ZANUTTO	1:36.237	11:05:25.042	3	Yamaha TZR250
100	Mark PRATLEY	1:34.267	11:06:59.135	4	Yamaha TZR250
100	Mark PRATLEY	1:33.751	11:08:32.886	5	Yamaha TZR250

BMCRC - MRO Championships 2022 - Rnd 8 @ Donington Park National
DFDS Yamaha Past Masters
RACE 9 - GRID (7 Laps)

ROW 11	33		32	60 Daniel GOUGH	31	23 Zak PERRIN
ROW 10	30	62 David PATERSON 1:36.549	29	99 Paul FIRTH 1:36.131	28	77 Adam COLLINS 1:35.534
ROW 9	27	36 Phil ZANUTTO 1:35.101	26	100 Mark PRATLEY 1:33.751	25	67 Mark BAILEY 1:32.259
ROW 8	24	25 Stephen WIMBLE 1:31.483	23	46 Kevin MARSHALL 1:29.088	22	42 Martin PEARSON 1:28.439
ROW 7	21	73 Colvin TURNER 1:27.947	20	28 Liam McCARTER 1:27.801	19	34 Dave HARVIEK 1:27.471
ROW 6	18	333 Mark STUBBERFIELD 1:26.910	17	26 Damian LEE 1:25.732	16	69 Mark ELLERAY 1:25.574
ROW 5	15	72 John HAMILTON 1:25.281	14	361 Ryan WHITEHALL 1:24.981	13	92 Andrew MOOK 1:24.650
ROW 4	12	88 Michael STANLEY 1:22.528	11	13 Doug EDMONDSON 1:22.503	10	15 Billy PERKINS 1:22.187
ROW 3	9	8 David BALL 1:21.926	8	27 Richard HAYWARD 1:21.193	7	61 Paul WELCH 1:21.177
ROW 2	6	57 Geoff MOOK 1:20.783	5	74 Paul WHITBY 1:20.734	4	19 Peter BRANTON 1:19.360
ROW 1	3	75 Anthony JOHNSON 1:19.006	2	30 Alan COOPER 1:18.934	1	51 Kevin WHOLEY 1:18.596
Pole						

Donington Park National: 1.9790 miles

These results are provisional until the conclusion of any judicial and technical matters.

Clerk Of Course :	Stewards :	Timekeeper : <i>Craig Smith</i>
-------------------	------------	------------------------------------

 Results can be found at www.tsl-timing.com

Printed - 11:15 Saturday, 03 September 2022



BMCRC - MRO Championships 2022 - Rnd 8 @ Donington Park National

DFDS Yamaha Past Masters

RACE 9 - CLASSIFICATION

POS	NO	CL	PIC NAME	ENTRY	LAPS	TIME	GAP	DIFF	MPH	BEST	ON
1	75		1 Anthony JOHNSON	Yamaha TZR250 - INTA MOTORCYCLE SERVICES	7	9:14.964			89.62	1:18.384	7
2	51		2 Kevin WHOLEY	Yamaha TZR250 - Twistgrip Motorcycles	7	9:15.180	0.216	0.216	89.58	1:18.052	4
3	30		3 Alan COOPER	Yamaha TZR250 - Twistgrip Motorcycles	7	9:16.518	1.554	1.338	89.37	1:18.564	6
4	19		4 Peter BRANTON	Yamaha TZR250 - Exactweld Racing	7	9:17.460	2.496	0.942	89.21	1:18.617	2
5	13		5 Doug EDMONDSON	Yamaha TZR250 - Stan Stephens Tuning	7	9:30.899	15.935	13.439	87.11	1:20.218	4
6	57		6 Geoff MOOK	Yamaha TZR250 -	7	9:33.683	18.719	2.784	86.69	1:20.725	7
7	27		7 Richard HAYWARD	Yamaha TZR250 - Hazel Motors/ Gforce	7	9:36.101	21.137	2.418	86.33	1:21.270	4
8	74		8 Paul WHITBY	Yamaha TZR250 - Greybridge Ltd	7	9:36.411	21.447	0.310	86.28	1:20.609	2
9	61		9 Paul WELCH	Yamaha TZR250 -	7	9:36.801	21.837	0.390	86.22	1:21.302	4
10	15		10 Billy PERKINS	Yamaha TZR250 - Ashford tarmac / Barking mad ab	7	9:41.236	26.272	4.435	85.56	1:21.975	7
11	88		11 Michael STANLEY	Yamaha TZR250 -	7	9:48.345	33.381	7.109	84.53	1:22.913	3
12	361		12 Ryan WHITEHALL	Yamaha TZR250 - WR Racing	7	9:48.897	33.933	0.552	84.45	1:22.851	4
13	72	C	1 John HAMILTON	Yamaha TRZ250 - LW Racing	7	9:56.466	41.502	7.569	83.38	1:23.538	4
14	26	C	2 Damian LEE	Yamaha TZR250 - Leed Autos	7	10:05.553	50.589	9.087	82.13	1:24.551	2
15	34		13 Dave HARVIEK	Yamaha TZR 250 -	7	10:14.970	1:00.006	9.417	80.87	1:26.712	2
16	69	C	3 Mark ELLERAY	Yamaha TZR250 - Abbot Solutions Ltd	7	10:19.134	1:04.170	4.164	80.33	1:26.805	7
17	46		14 Kevin MARSHALL	Yamaha TZR250 - Stacey Processing	7	10:21.827	1:06.863	2.693	79.98	1:27.426	7
18	42	C	4 Martin PEARSON	Yamaha TZR250 -	7	10:22.475	1:07.511	0.648	79.90	1:27.622	4
19	28		15 Liam McCARTER	Yamaha TZR250 - Katie McCarter	7	10:28.844	1:13.880	6.369	79.09	1:27.596	4
20	100	R	1 Mark PRATLEY	Yamaha TZR250 - www.ypmrc.co.uk	6	9:18.177	1 Lap	1 Lap	76.34	1:31.179	4
21	25	C	5 Stephen WIMBLE	Yamaha TZR250 - S.B.W Contractor	6	9:18.692	1 Lap	0.515	76.26	1:31.594	4
22	36	R	2 Phil ZANUTTO	Yamaha TZR250 -	6	9:21.110	1 Lap	2.418	75.94	1:31.777	4
23	67		16 Mark BAILEY	Yamaha TZR250 - Elite Air Conditioning Ltd	6	9:30.637	1 Lap	9.527	74.67	1:34.226	5
24	77	R	3 Adam COLLINS	Yamaha TZR250 - 2 Cows Racing	6	9:41.322	1 Lap	10.685	73.30	1:34.779	3
25	99	C	6 Paul FIRTH	Yamaha TZR250 - Joanne Porter	6	10:14.996	1 Lap	33.674	69.28	1:38.841	4

NOT CLASSIFIED

DNF	333	C	Mark STUBBERFIELD	Yamaha TZR250 - Polished concrete London	5	7:21.869	2 Laps	1 Lap	80.31	1:26.858	4
DNF	8		David BALL	Yamaha TZR250 - Gardiner Page and Roe pension	1	1:25.956	6 Laps	4 Laps	81.29		

NOT STARTED

NS	92	C	Andrew MOOK	Yamaha TZR250 -
NS	73	C	Colvin TURNER	Yamaha TZR250 -
NS	62	C	David PATERSON	Yamaha TZR 2MA - The love of a good woman

FASTEST LAP

51	Kevin WHOLEY	Yamaha TZR250 - Twistgrip Motorcycles	4	1:18.052	91.28 mph	146.90 kph
72	C John HAMILTON	Yamaha TRZ250 - LW Racing	4	1:23.538	85.28 mph	137.25 kph
100	R Mark PRATLEY	Yamaha TZR250 - www.ypmrc.co.uk	4	1:31.179	78.13 mph	125.75 kph

Class - 92.5% of Race Speed = 82.89 mph
 Class C - 92.5% of Race Speed = 77.12 mph
 Class R - 92.5% of Race Speed = 70.61 mph

Weather / Track : Bright / Dry

These results are provisional until the conclusion of any judicial and technical matters.

Race Distance: 7 Laps / 13.85 miles
 Donington Park National: 1.9790 miles
 Date: 03/09/2022 Start: 14:51 Finish: 15:01

Clerk Of Course :	Stewards :	Timekeeper : <i>Craig Smith</i>
-------------------	------------	------------------------------------

Results can be found at www.tsl-timing.com

Printed - 15:02 Saturday, 03 September 2022



BMCRC - MRO Championships 2022 - Rnd 8 @ Donington Park National

DFDS Yamaha Past Masters

RACE 9 - LAP CHART

LAP 1 @ 14:53:10.524

NO	BEHIND	LAP TIME
75		1:22.641
30	0.685	1:23.326
19	0.779	1:23.420
51	1.022	1:23.663
74	1.600	1:24.241
61	2.496	1:25.137
27	2.525	1:25.166
57	2.825	1:25.466
8	3.315	1:25.956
13	3.925	1:26.566
15	4.240	1:26.881
88	4.787	1:27.428
361	5.492	1:28.133
72	6.286	1:28.927
26	8.666	1:31.307
333	9.201	1:31.842
34	10.013	1:32.654
46	10.900	1:33.541
42	11.498	1:34.139
69	12.253	1:34.894
28	13.718	1:36.359
67	15.078	1:37.719
36	15.219	1:37.860
100	15.821	1:38.462
25	16.257	1:38.898
77	20.462	1:43.103
99	25.100	1:47.741

LAP 2 @ 14:54:29.819

NO	BEHIND	LAP TIME
75		1:19.295
19	0.101	1:18.617
30	0.348	1:18.958
51	0.451	1:18.724
74	2.914	1:20.609
57	5.005	1:21.475
61	5.220	1:22.019
13	5.242	1:20.612
27	5.505	1:22.275
15	8.240	1:23.295
88	8.511	1:23.019
361	9.882	1:23.685
72	10.961	1:23.970
26	13.922	1:24.551
333	16.780	1:26.874
34	17.430	1:26.712
46	19.306	1:27.701
42	20.459	1:28.256
69	20.590	1:27.632
28	22.931	1:28.508
100	28.929	1:32.403
25	29.783	1:32.821
67	30.216	1:34.433
36	30.532	1:34.608
77	36.910	1:35.743
99	50.497	1:44.692

LAP 3 @ 14:55:48.748

NO	BEHIND	LAP TIME
19		1:18.828
75	0.166	1:19.095
30	0.513	1:19.094

51	0.716	1:19.194
74	6.707	1:22.722
13	7.487	1:21.174
57	7.859	1:21.783
61	8.058	1:21.767
27	8.384	1:21.808
15	11.500	1:22.189
88	12.495	1:22.913
361	14.268	1:23.315
72	16.532	1:24.500
26	21.044	1:26.051
34	26.356	1:27.855
333	26.441	1:28.590
46	29.191	1:28.814
42	29.433	1:27.903
69	29.472	1:27.811
28	33.517	1:29.515
100	42.463	1:32.463
25	42.579	1:31.725
36	44.113	1:32.510
67	45.903	1:34.616
77	52.760	1:34.779
99	1:14.865	1:43.297

LAP 4 @ 14:57:07.381

NO	BEHIND	LAP TIME
75		1:18.467
51	0.135	1:18.052
19	0.179	1:18.812
30	1.037	1:19.157
13	9.072	1:20.218
74	10.336	1:22.262
61	10.727	1:21.302
57	10.888	1:21.662
27	11.021	1:21.270
15	15.051	1:22.184
88	17.321	1:23.459
361	18.486	1:22.851
72	21.437	1:23.538
26	28.068	1:25.657
34	34.454	1:26.731
333	34.666	1:26.858
42	38.422	1:27.622
69	38.603	1:27.764
46	39.089	1:28.531
28	42.480	1:27.596
100	55.009	1:31.179
25	55.540	1:31.594
36	57.257	1:31.777
67	1:01.914	1:34.644
77	1:09.298	1:35.171

LAP 5 @ 14:58:26.049

NO	BEHIND	LAP TIME
75		1:18.668
51	0.161	1:18.694
19	0.393	1:18.882
30	1.003	1:18.634
13	11.432	1:21.028
74	13.608	1:21.940
57	14.016	1:21.796
61	14.113	1:22.054
27	14.288	1:21.935
99	1 Lap	1:38.841
15	18.995	1:22.612

88	22.540	1:23.887
361	22.769	1:22.951
72	27.472	1:24.703
26	35.498	1:26.098
34	42.673	1:26.887
333	43.703	1:27.705
69	46.908	1:26.973
42	48.178	1:28.424
46	48.709	1:28.288
28	51.483	1:27.671
100	1:08.457	1:32.116
25	1:08.547	1:31.675
36	1:10.645	1:32.056
67	1:17.472	1:34.226

28 1:13.880 1:28.478

LAP 6 @ 14:59:44.463

NO	BEHIND	LAP TIME
75		1:18.414
51	0.191	1:18.444
30	1.153	1:18.564
19	1.250	1:19.271
77	1 Lap	1:35.793
13	13.627	1:20.609
57	16.378	1:20.776
74	17.525	1:22.331
27	17.700	1:21.826
61	17.854	1:22.155
15	22.681	1:22.100
361	27.787	1:23.432
88	28.007	1:23.881
72	34.652	1:25.594
99	1 Lap	1:41.289
26	42.801	1:25.717
34	51.179	1:26.920
69	55.749	1:27.255
42	57.535	1:27.771
46	57.821	1:27.526
28	1:03.786	1:30.717

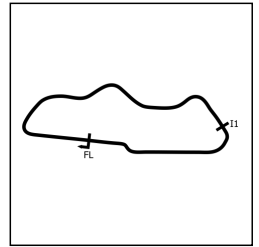
LAP 7 @ 15:01:02.847

NO	BEHIND	LAP TIME
75		1:18.384
51	0.216	1:18.409
30	1.554	1:18.785
19	2.496	1:19.630
100	1 Lap	1:31.554
25	1 Lap	1:31.979
36	1 Lap	1:32.299
67	1 Lap	1:34.999
13	15.935	1:20.692
57	18.719	1:20.725
27	21.137	1:21.821
74	21.447	1:22.306
61	21.837	1:22.367
15	26.272	1:21.975
77	1 Lap	1:36.733
88	33.381	1:23.758
361	33.933	1:24.530
72	41.502	1:25.234
26	50.589	1:26.172
34	1:00.006	1:27.211
99	1 Lap	1:39.136
69	1:04.170	1:26.805
46	1:06.863	1:27.426
42	1:07.511	1:28.360

BMCRC - MRO Championships 2022 - Rnd 8 @ Donington Park National

DFDS Yamaha Past Masters

RACE 9 - SECTOR ANALYSIS



SECTOR 1 = FL to I1, SECTOR 2 = I1 to FL, DIFF = Difference To Personal Best Lap, P = Crossed Finish Line in Pit Lane, D = Time Disallowed

P1 75		Anthony JOHNSON		Yamaha TZR250 - INTA MOTORCYCLE SERVICES LTD		
IDEAL LAP TIME : 1:18.263		BEST LAP TIME : 1:18.384		DIFFERENCE : 0.121		
LAP	SECTOR 1	SECTOR 2	LAP TIME	MPH	DIFF	TIME OF DAY
1 -		27.789	1:22.641	86.21	4.257	14:53:10.524
2 -	51.345	27.950	1:19.295	89.84	0.911	14:54:29.819
3 -	51.201	27.894	1:19.095	90.07	0.711	14:55:48.914
4 -	50.608	27.859	1:18.467 (3)	90.79	0.083	14:57:07.381
5 -	50.931	27.737	1:18.668	90.56	0.284	14:58:26.049
6 -	50.685	27.729	1:18.414 (2)	90.85	0.030	14:59:44.463
7 -	50.729	27.655	1:18.384 (1)	90.89		15:01:02.847

P2 51		Kevin WHOLEY		Yamaha TZR250 - Twistgrip Motorcycles		
IDEAL LAP TIME : 1:17.924		BEST LAP TIME : 1:18.052		DIFFERENCE : 0.128		
LAP	SECTOR 1	SECTOR 2	LAP TIME	MPH	DIFF	TIME OF DAY
1 -		28.087	1:23.663	85.15	5.611	14:53:11.546
2 -	50.905	27.819	1:18.724	90.50	0.672	14:54:30.270
3 -	51.603	27.591	1:19.194	89.96	1.142	14:55:49.464
4 -	50.554	27.498	1:18.052 (1)	91.28		14:57:07.516
5 -	51.081	27.613	1:18.694	90.53	0.642	14:58:26.210
6 -	50.887	27.557	1:18.444 (3)	90.82	0.392	14:59:44.654
7 -	51.039	27.370	1:18.409 (2)	90.86	0.357	15:01:03.063

P3 30		Alan COOPER		Yamaha TZR250 - Twistgrip Motorcycles		
IDEAL LAP TIME : 1:18.442		BEST LAP TIME : 1:18.564		DIFFERENCE : 0.122		
LAP	SECTOR 1	SECTOR 2	LAP TIME	MPH	DIFF	TIME OF DAY
1 -		28.296	1:23.326	85.50	4.762	14:53:11.209
2 -	51.023	27.935	1:18.958	90.23	0.394	14:54:30.167
3 -	51.540	27.554	1:19.094	90.07	0.530	14:55:49.261
4 -	51.015	28.142	1:19.157	90.00	0.593	14:57:08.418
5 -	51.198	27.436	1:18.634 (2)	90.60	0.070	14:58:27.052
6 -	51.105	27.459	1:18.564 (1)	90.68		14:59:45.616
7 -	51.006	27.779	1:18.785 (3)	90.43	0.221	15:01:04.401

P4 19		Peter BRANTON		Yamaha TZR250 - Exactweld Racing		
IDEAL LAP TIME : 1:18.178		BEST LAP TIME : 1:18.617		DIFFERENCE : 0.439		
LAP	SECTOR 1	SECTOR 2	LAP TIME	MPH	DIFF	TIME OF DAY
1 -		28.061	1:23.420	85.40	4.803	14:53:11.303
2 -	50.809	27.808	1:18.617 (1)	90.62		14:54:29.920
3 -	51.459	27.369	1:18.828 (3)	90.38	0.211	14:55:48.748
4 -	51.115	27.697	1:18.812 (2)	90.40	0.195	14:57:07.560
5 -	51.286	27.596	1:18.882	90.32	0.265	14:58:26.442
6 -	51.418	27.853	1:19.271	89.87	0.654	14:59:45.713
7 -	51.112	28.518	1:19.630	89.47	1.013	15:01:05.343

P5 13		Doug EDMONDSON		Yamaha TZR250 - Stan Stephens Tuning		
IDEAL LAP TIME : 1:19.966		BEST LAP TIME : 1:20.218		DIFFERENCE : 0.252		
LAP	SECTOR 1	SECTOR 2	LAP TIME	MPH	DIFF	TIME OF DAY
1 -		28.384	1:26.566	82.30	6.348	14:53:14.449
2 -	51.853	28.759	1:20.612 (3)	88.38	0.394	14:54:35.061
3 -	53.061	28.113	1:21.174	87.77	0.956	14:55:56.235
4 -	52.036	28.182	1:20.218 (1)	88.81		14:57:16.453
5 -	52.293	28.735	1:21.028	87.92	0.810	14:58:37.481
6 -	52.431	28.178	1:20.609 (2)	88.38	0.391	14:59:58.090
7 -	52.393	28.299	1:20.692	88.29	0.474	15:01:18.782

BMCR - MRO Championships 2022 - Rnd 8 @ Donington Park National

DFDS Yamaha Past Masters

RACE 9 - SECTOR ANALYSIS



SECTOR 1 = FL to I1, SECTOR 2 = I1 to FL, DIFF = Difference To Personal Best Lap, P = Crossed Finish Line in Pit Lane, D = Time Disallowed

P6 57 Geoff MOOK		Yamaha TZR250 -				
IDEAL LAP TIME : 1:20.633		BEST LAP TIME : 1:20.725		DIFFERENCE : 0.092		
LAP	SECTOR 1	SECTOR 2	LAP TIME	MPH	DIFF	TIME OF DAY
1 -		28.297	1:25.466	83.36	4.741	14:53:13.349
2 -	52.352	29.123	1:21.475 (3)	87.44	0.750	14:54:34.824
3 -	52.834	28.949	1:21.783	87.11	1.058	14:55:56.607
4 -	52.478	29.184	1:21.662	87.24	0.937	14:57:18.269
5 -	52.596	29.200	1:21.796	87.10	1.071	14:58:40.065
6 -	52.495	28.281	1:20.776 (2)	88.20	0.051	15:00:00.841
7 -	52.390	28.335	1:20.725 (1)	88.25		15:01:21.566

P7 27 Richard HAYWARD		Yamaha TZR250 - Hazel Motors/ Gforce				
IDEAL LAP TIME : 1:20.832		BEST LAP TIME : 1:21.270		DIFFERENCE : 0.438		
LAP	SECTOR 1	SECTOR 2	LAP TIME	MPH	DIFF	TIME OF DAY
1 -		28.775	1:25.166	83.65	3.896	14:53:13.049
2 -	52.771	29.504	1:22.275	86.59	1.005	14:54:35.324
3 -	53.318	28.490	1:21.808 (2)	87.08	0.538	14:55:57.132
4 -	52.545	28.725	1:21.270 (1)	87.66		14:57:18.402
5 -	52.983	28.952	1:21.935	86.95	0.665	14:58:40.337
6 -	53.072	28.754	1:21.826	87.07	0.556	15:00:02.163
7 -	53.534	28.287	1:21.821 (3)	87.07	0.551	15:01:23.984

P8 74 Paul WHITBY		Yamaha TZR250 - Greybridge Ltd				
IDEAL LAP TIME : 1:20.048		BEST LAP TIME : 1:20.609		DIFFERENCE : 0.561		
LAP	SECTOR 1	SECTOR 2	LAP TIME	MPH	DIFF	TIME OF DAY
1 -		28.451	1:24.241	84.57	3.632	14:53:12.124
2 -	51.597	29.012	1:20.609 (1)	88.38		14:54:32.733
3 -	53.949	28.773	1:22.722	86.12	2.113	14:55:55.455
4 -	53.418	28.844	1:22.262 (3)	86.60	1.653	14:57:17.717
5 -	52.852	29.088	1:21.940 (2)	86.94	1.331	14:58:39.657
6 -	53.250	29.081	1:22.331	86.53	1.722	15:00:01.988
7 -	53.203	29.103	1:22.306	86.56	1.697	15:01:24.294

P9 61 Paul WELCH		Yamaha TZR250 -				
IDEAL LAP TIME : 1:20.894		BEST LAP TIME : 1:21.302		DIFFERENCE : 0.408		
LAP	SECTOR 1	SECTOR 2	LAP TIME	MPH	DIFF	TIME OF DAY
1 -		28.367	1:25.137	83.68	3.835	14:53:13.020
2 -	52.527	29.492	1:22.019 (3)	86.86	0.717	14:54:35.039
3 -	53.343	28.424	1:21.767 (2)	87.13	0.465	14:55:56.806
4 -	52.700	28.602	1:21.302 (1)	87.63		14:57:18.108
5 -	53.046	29.008	1:22.054	86.82	0.752	14:58:40.162
6 -	53.031	29.124	1:22.155	86.72	0.853	15:00:02.317
7 -	53.782	28.585	1:22.367	86.49	1.065	15:01:24.684

P10 15 Billy PERKINS		Yamaha TZR250 - Ashford tarmac / Barking mad about Animals				
IDEAL LAP TIME : 1:21.902		BEST LAP TIME : 1:21.975		DIFFERENCE : 0.073		
LAP	SECTOR 1	SECTOR 2	LAP TIME	MPH	DIFF	TIME OF DAY
1 -		29.242	1:26.881	82.00	4.906	14:53:14.764
2 -	53.819	29.476	1:23.295	85.53	1.320	14:54:38.059
3 -	53.316	28.873	1:22.189	86.68	0.214	14:56:00.248
4 -	53.292	28.892	1:22.184 (3)	86.69	0.209	14:57:22.432
5 -	53.558	29.054	1:22.612	86.24	0.637	14:58:45.044
6 -	53.281	28.819	1:22.100 (2)	86.78	0.125	15:00:07.144
7 -	53.083	28.892	1:21.975 (1)	86.91		15:01:29.119

BMCRC - MRO Championships 2022 - Rnd 8 @ Donington Park National

DFDS Yamaha Past Masters

RACE 9 - SECTOR ANALYSIS



SECTOR 1 = FL to I1, SECTOR 2 = I1 to FL, DIFF = Difference To Personal Best Lap, P = Crossed Finish Line in Pit Lane, D = Time Disallowed

P11 88		Michael STANLEY		Yamaha TZR250 -		
IDEAL LAP TIME : 1:22.165		BEST LAP TIME : 1:22.913		DIFFERENCE : 0.748		
LAP	SECTOR 1	SECTOR 2	LAP TIME	MPH	DIFF	TIME OF DAY
1 -		28.891	1:27.428	81.49	4.515	14:53:15.311
2 -	53.274	29.745	1:23.019 (2)	85.81	0.106	14:54:38.330
3 -	53.857	29.056	1:22.913 (1)	85.92		14:56:01.243
4 -	54.352	29.107	1:23.459 (3)	85.36	0.546	14:57:24.702
5 -	54.279	29.608	1:23.887	84.93	0.974	14:58:48.589
6 -	54.634	29.247	1:23.881	84.93	0.968	15:00:12.470
7 -	54.610	29.148	1:23.758	85.06	0.845	15:01:36.228

P12 361		Ryan WHITEHALL		Yamaha TZR250 - WR Racing		
IDEAL LAP TIME : 1:22.690		BEST LAP TIME : 1:22.851		DIFFERENCE : 0.161		
LAP	SECTOR 1	SECTOR 2	LAP TIME	MPH	DIFF	TIME OF DAY
1 -		29.204	1:28.133	80.83	5.282	14:53:16.016
2 -	54.330	29.355	1:23.685	85.13	0.834	14:54:39.701
3 -	54.327	28.988	1:23.315 (3)	85.51	0.464	14:56:03.016
4 -	54.000	28.851	1:22.851 (1)	85.99		14:57:25.867
5 -	53.839	29.112	1:22.951 (2)	85.88	0.100	14:58:48.818
6 -	54.123	29.309	1:23.432	85.39	0.581	15:00:12.250
7 -	54.507	30.023	1:24.530	84.28	1.679	15:01:36.780

P13 72 C		John HAMILTON		Yamaha TRZ250 - LW Racing		
IDEAL LAP TIME : 1:23.538		BEST LAP TIME : 1:23.538		DIFFERENCE : 0.000		
LAP	SECTOR 1	SECTOR 2	LAP TIME	MPH	DIFF	TIME OF DAY
1 -		29.644	1:28.927	80.11	5.389	14:53:16.810
2 -	54.101	29.869	1:23.970 (2)	84.84	0.432	14:54:40.780
3 -	54.752	29.748	1:24.500 (3)	84.31	0.962	14:56:05.280
4 -	54.096	29.442	1:23.538 (1)	85.28		14:57:28.818
5 -	54.730	29.973	1:24.703	84.11	1.165	14:58:53.521
6 -	55.318	30.276	1:25.594	83.23	2.056	15:00:19.115
7 -	55.500	29.734	1:25.234	83.58	1.696	15:01:44.349

P14 26 C		Damian LEE		Yamaha TZR250 - Leed Autos		
IDEAL LAP TIME : 1:24.551		BEST LAP TIME : 1:24.551		DIFFERENCE : 0.000		
LAP	SECTOR 1	SECTOR 2	LAP TIME	MPH	DIFF	TIME OF DAY
1 -		29.765	1:31.307	78.02	6.756	14:53:19.190
2 -	54.834	29.717	1:24.551 (1)	84.26		14:54:43.741
3 -	55.793	30.258	1:26.051	82.79	1.500	14:56:09.792
4 -	55.777	29.880	1:25.657 (2)	83.17	1.106	14:57:35.449
5 -	55.895	30.203	1:26.098	82.75	1.547	14:59:01.547
6 -	55.563	30.154	1:25.717 (3)	83.11	1.166	15:00:27.264
7 -	56.262	29.910	1:26.172	82.67	1.621	15:01:53.436

P15 34		Dave HARVIEK		Yamaha TZR 250 -		
IDEAL LAP TIME : 1:26.150		BEST LAP TIME : 1:26.712		DIFFERENCE : 0.562		
LAP	SECTOR 1	SECTOR 2	LAP TIME	MPH	DIFF	TIME OF DAY
1 -		30.410	1:32.654	76.89	5.942	14:53:20.537
2 -	55.740	30.972	1:26.712 (1)	82.16		14:54:47.249
3 -	56.748	31.107	1:27.855	81.09	1.143	14:56:15.104
4 -	56.272	30.459	1:26.731 (2)	82.14	0.019	14:57:41.835
5 -	56.222	30.665	1:26.887 (3)	81.99	0.175	14:59:08.722
6 -	56.088	30.832	1:26.920	81.96	0.208	15:00:35.642
7 -	56.033	31.178	1:27.211	81.69	0.499	15:02:02.853

BMCRCC - MRO Championships 2022 - Rnd 8 @ Donington Park National

DFDS Yamaha Past Masters

RACE 9 - SECTOR ANALYSIS



SECTOR 1 = FL to I1, SECTOR 2 = I1 to FL, DIFF = Difference To Personal Best Lap, P = Crossed Finish Line in Pit Lane, D = Time Disallowed

P16 69 C		Mark ELLERAY		Yamaha TZR250 - Abbot Solutions Ltd		
IDEAL LAP TIME : 1:26.521		BEST LAP TIME : 1:26.805		DIFFERENCE : 0.284		
LAP	SECTOR 1	SECTOR 2	LAP TIME	MPH	DIFF	TIME OF DAY
1 -		30.861	1:34.894	75.07	8.089	14:53:22.777
2 -	56.486	31.146	1:27.632	81.30	0.827	14:54:50.409
3 -	56.483	31.328	1:27.811	81.13	1.006	14:56:18.220
4 -	57.136	30.628	1:27.764	81.17	0.959	14:57:45.984
5 -	56.590	30.383	1:26.973 (2)	81.91	0.168	14:59:12.957
6 -	56.807	30.448	1:27.255 (3)	81.65	0.450	15:00:40.212
7 -	56.138	30.667	1:26.805 (1)	82.07		15:02:07.017

P17 46		Kevin MARSHALL		Yamaha TZR250 - Stacey Processing		
IDEAL LAP TIME : 1:27.225		BEST LAP TIME : 1:27.426		DIFFERENCE : 0.201		
LAP	SECTOR 1	SECTOR 2	LAP TIME	MPH	DIFF	TIME OF DAY
1 -		30.914	1:33.541	76.16	6.115	14:53:21.424
2 -	56.773	30.928	1:27.701 (3)	81.23	0.275	14:54:49.125
3 -	57.413	31.401	1:28.814	80.21	1.388	14:56:17.939
4 -	57.774	30.757	1:28.531	80.47	1.105	14:57:46.470
5 -	57.609	30.679	1:28.288	80.69	0.862	14:59:14.758
6 -	56.887	30.639	1:27.526 (2)	81.40	0.100	15:00:42.284
7 -	56.974	30.452	1:27.426 (1)	81.49		15:02:09.710

P18 42 C		Martin PEARSON		Yamaha TZR250 -		
IDEAL LAP TIME : 1:27.443		BEST LAP TIME : 1:27.622		DIFFERENCE : 0.179		
LAP	SECTOR 1	SECTOR 2	LAP TIME	MPH	DIFF	TIME OF DAY
1 -		30.521	1:34.139	75.68	6.517	14:53:22.022
2 -	56.974	31.282	1:28.256	80.72	0.634	14:54:50.278
3 -	57.132	30.771	1:27.903 (3)	81.05	0.281	14:56:18.181
4 -	56.922	30.700	1:27.622 (1)	81.31		14:57:45.803
5 -	57.703	30.721	1:28.424	80.57	0.802	14:59:14.227
6 -	57.125	30.646	1:27.771 (2)	81.17	0.149	15:00:41.998
7 -	57.616	30.744	1:28.360	80.63	0.738	15:02:10.358

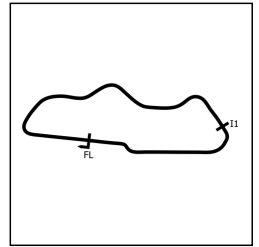
P19 28		Liam McCARTER		Yamaha TZR250 - Katie McCarter		
IDEAL LAP TIME : 1:27.508		BEST LAP TIME : 1:27.596		DIFFERENCE : 0.088		
LAP	SECTOR 1	SECTOR 2	LAP TIME	MPH	DIFF	TIME OF DAY
1 -		31.456	1:36.359	73.93	8.763	14:53:24.242
2 -	57.914	30.594	1:28.508	80.49	0.912	14:54:52.750
3 -	58.133	31.382	1:29.515	79.59	1.919	14:56:22.265
4 -	57.020	30.576	1:27.596 (1)	81.33		14:57:49.861
5 -	56.932	30.739	1:27.671 (2)	81.26	0.075	14:59:17.532
6 -	59.474	31.243	1:30.717	78.53	3.121	15:00:48.249
7 -	57.278	31.200	1:28.478 (3)	80.52	0.882	15:02:16.727

P20 100 R		Mark PRATLEY		Yamaha TZR250 - www.ypmrc.co.uk		
IDEAL LAP TIME : 1:30.606		BEST LAP TIME : 1:31.179		DIFFERENCE : 0.573		
LAP	SECTOR 1	SECTOR 2	LAP TIME	MPH	DIFF	TIME OF DAY
1 -		31.618	1:38.462	72.35	7.283	14:53:26.345
2 -	1:00.326	32.077	1:32.403	77.10	1.224	14:54:58.748
3 -	59.835	32.628	1:32.463	77.05	1.284	14:56:31.211
4 -	58.988	32.191	1:31.179 (1)	78.13		14:58:02.390
5 -	59.978	32.138	1:32.116 (3)	77.34	0.937	14:59:34.506
6 -	59.274	32.280	1:31.554 (2)	77.81	0.375	15:01:06.060

BMCR - MRO Championships 2022 - Rnd 8 @ Donington Park National

DFDS Yamaha Past Masters

RACE 9 - SECTOR ANALYSIS



SECTOR 1 = FL to I1, SECTOR 2 = I1 to FL, DIFF = Difference To Personal Best Lap, P = Crossed Finish Line in Pit Lane, D = Time Disallowed

P21 25 C		Stephen WIMBLE		Yamaha TZR250 - S.B.W Contractor		
IDEAL LAP TIME : 1:31.189		BEST LAP TIME : 1:31.594		DIFFERENCE : 0.405		
LAP	SECTOR 1	SECTOR 2	LAP TIME	MPH	DIFF	TIME OF DAY
1 -		31.946	1:38.898	72.04	7.304	14:53:26.781
2 -	1:00.663	32.158	1:32.821	76.75	1.227	14:54:59.602
3 -	59.411	32.314	1:31.725 (3)	77.67	0.131	14:56:31.327
4 -	59.519	32.075	1:31.594 (1)	77.78		14:58:02.921
5 -	59.897	31.778	1:31.675 (2)	77.71	0.081	14:59:34.596
6 -	59.723	32.256	1:31.979	77.45	0.385	15:01:06.575

P22 36 R		Phil ZANUTTO		Yamaha TZR250 -		
IDEAL LAP TIME : 1:31.567		BEST LAP TIME : 1:31.777		DIFFERENCE : 0.210		
LAP	SECTOR 1	SECTOR 2	LAP TIME	MPH	DIFF	TIME OF DAY
1 -		31.453	1:37.860	72.80	6.083	14:53:25.743
2 -	1:02.281	32.327	1:34.608	75.30	2.831	14:55:00.351
3 -	1:01.431	31.079	1:32.510	77.01	0.733	14:56:32.861
4 -	1:00.540	31.237	1:31.777 (1)	77.62		14:58:04.638
5 -	1:00.488	31.568	1:32.056 (2)	77.39	0.279	14:59:36.694
6 -	1:00.579	31.720	1:32.299 (3)	77.19	0.522	15:01:08.993

P23 67		Mark BAILEY		Yamaha TZR250 - Elite Air Conditioning Ltd		
IDEAL LAP TIME : 1:33.114		BEST LAP TIME : 1:34.226		DIFFERENCE : 1.112		
LAP	SECTOR 1	SECTOR 2	LAP TIME	MPH	DIFF	TIME OF DAY
1 -		31.693	1:37.719	72.90	3.493	14:53:25.602
2 -	1:02.049	32.384	1:34.433 (2)	75.44	0.207	14:55:00.035
3 -	1:01.460	33.156	1:34.616 (3)	75.30	0.390	14:56:34.651
4 -	1:01.803	32.841	1:34.644	75.27	0.418	14:58:09.295
5 -	1:01.421	32.805	1:34.226 (1)	75.61		14:59:43.521
6 -	1:01.990	33.009	1:34.999	74.99	0.773	15:01:18.520

P24 77 R		Adam COLLINS		Yamaha TZR250 - 2 Cows Racing		
IDEAL LAP TIME : 1:34.584		BEST LAP TIME : 1:34.779		DIFFERENCE : 0.195		
LAP	SECTOR 1	SECTOR 2	LAP TIME	MPH	DIFF	TIME OF DAY
1 -		33.177	1:43.103	69.10	8.324	14:53:30.986
2 -	1:02.750	32.993	1:35.743 (3)	74.41	0.964	14:55:06.729
3 -	1:01.775	33.004	1:34.779 (1)	75.17		14:56:41.508
4 -	1:02.362	32.809	1:35.171 (2)	74.86	0.392	14:58:16.679
5 -	1:02.818	32.975	1:35.793	74.37	1.014	14:59:52.472
6 -	1:03.878	32.855	1:36.733	73.65	1.954	15:01:29.205

P25 99 C		Paul FIRTH		Yamaha TZR250 - Joanne Porter		
IDEAL LAP TIME : 1:38.841		BEST LAP TIME : 1:38.841		DIFFERENCE : 0.000		
LAP	SECTOR 1	SECTOR 2	LAP TIME	MPH	DIFF	TIME OF DAY
1 -		35.274	1:47.741	66.12	8.900	14:53:35.624
2 -	1:08.142	36.550	1:44.692	68.05	5.851	14:55:20.316
3 -	1:07.659	35.638	1:43.297	68.97	4.456	14:57:03.613
4 -	1:04.611	34.230	1:38.841 (1)	72.08		14:58:42.454
5 -	1:06.513	34.776	1:41.289 (3)	70.33	2.448	15:00:23.743
6 -	1:04.672	34.464	1:39.136 (2)	71.86	0.295	15:02:02.879

P26 333 C		Mark STUBBERFIELD		Yamaha TZR250 - Polished concrete London		
IDEAL LAP TIME : 1:26.387		BEST LAP TIME : 1:26.858		DIFFERENCE : 0.471		
LAP	SECTOR 1	SECTOR 2	LAP TIME	MPH	DIFF	TIME OF DAY
1 -		30.152	1:31.842	77.57	4.984	14:53:19.725
2 -	56.257	30.617	1:26.874 (2)	82.01	0.016	14:54:46.599
3 -	57.627	30.963	1:28.590	80.42	1.732	14:56:15.189
4 -	56.728	30.130	1:26.858 (1)	82.02		14:57:42.047
5 -	56.335	31.370	1:27.705 (3)	81.23	0.847	14:59:09.752

BMCRC - MRO Championships 2022 - Rnd 8 @ Donington Park National

DFDS Yamaha Past Masters

RACE 9 - SECTOR ANALYSIS



SECTOR 1 = FL to I1, SECTOR 2 = I1 to FL, DIFF = Difference To Personal Best Lap, P = Crossed Finish Line in Pit Lane, D = Time Disallowed

P27	8	David BALL	Yamaha TZR250 - Gardiner Page and Roe pension consultants			
IDEAL LAP TIME :		BEST LAP TIME :		DIFFERENCE :		
LAP	SECTOR 1	SECTOR 2	LAP TIME	MPH	DIFF	TIME OF DAY
1 -		28.504	1:25.956	82.88		14:53:13.839

BMCRC - MRO Championships 2022 - Rnd 8 @ Donington Park National

DFDS Yamaha Past Masters

RACE 9 - BEST SECTORS

SECTOR 1			SECTOR 2			IDEAL / BEST COMPARISON						
POS	NO	NAME	TIME	NO	NAME	TIME	POS	NO	NAME	IDEAL	BEST	DIFF
									PERFECT LAP	1:17.923		
1	51	WHOLEY	50.554	19	BRANTON	27.369	1	51	WHOLEY	1:17.924	1:18.052	0.128
2	75	JOHNSON	50.608	51	WHOLEY	27.370	2	19	BRANTON	1:18.178	1:18.617	0.439
3	19	BRANTON	50.809	30	COOPER	27.436	3	75	JOHNSON	1:18.263	1:18.384	0.121
4	30	COOPER	51.006	75	JOHNSON	27.655	4	30	COOPER	1:18.442	1:18.564	0.122
5	74	WHITBY	51.597	13	EDMONDSON	28.113	5	13	EDMONDSON	1:19.966	1:20.218	0.252
6	13	EDMONDSON	51.853	57	MOOK	28.281	6	74	WHITBY	1:20.048	1:20.609	0.561
7	57	MOOK	52.352	27	HAYWARD	28.287	7	57	MOOK	1:20.633	1:20.725	0.092
8	61	WELCH	52.527	61	WELCH	28.367	8	27	HAYWARD	1:20.832	1:21.270	0.438
9	27	HAYWARD	52.545	74	WHITBY	28.451	9	61	WELCH	1:20.894	1:21.302	0.408
10	15	PERKINS	53.083	8	BALL	28.504	10	15	PERKINS	1:21.902	1:21.975	0.073
11	88	STANLEY	53.274	15	PERKINS	28.819	11	88	STANLEY	1:22.165	1:22.913	0.748
12	361	WHITEHALL	53.839	361	WHITEHALL	28.851	12	361	WHITEHALL	1:22.690	1:22.851	0.161
13	72	HAMILTON	54.096	88	STANLEY	28.891	13	72	HAMILTON	1:23.538	1:23.538	0.000
14	26	LEE	54.834	72	HAMILTON	29.442	14	26	LEE	1:24.551	1:24.551	0.000
15	34	HARVIEK	55.740	26	LEE	29.717	15	34	HARVIEK	1:26.150	1:26.712	0.562
16	69	ELLERAY	56.138	333	STUBBERFIELD	30.130	16	333	STUBBERFIELD	1:26.387	1:26.858	0.471
17	333	STUBBERFIELD	56.257	69	ELLERAY	30.383	17	69	ELLERAY	1:26.521	1:26.805	0.284
18	46	MARSHALL	56.773	34	HARVIEK	30.410	18	46	MARSHALL	1:27.225	1:27.426	0.201
19	42	PEARSON	56.922	46	MARSHALL	30.452	19	42	PEARSON	1:27.443	1:27.622	0.179
20	28	McCARTER	56.932	42	PEARSON	30.521	20	28	McCARTER	1:27.508	1:27.596	0.088
21	100	PRATLEY	58.988	28	McCARTER	30.576	21	100	PRATLEY	1:30.606	1:31.179	0.573
22	25	WIMBLE	59.411	36	ZANUTTO	31.079	22	25	WIMBLE	1:31.189	1:31.594	0.405
23	36	ZANUTTO	1:00.488	100	PRATLEY	31.618	23	36	ZANUTTO	1:31.567	1:31.777	0.210
24	67	BAILEY	1:01.421	67	BAILEY	31.693	24	67	BAILEY	1:33.114	1:34.226	1.112
25	77	COLLINS	1:01.775	25	WIMBLE	31.778	25	77	COLLINS	1:34.584	1:34.779	0.195
26	99	FIRTH	1:04.611	77	COLLINS	32.809	26	99	FIRTH	1:38.841	1:38.841	0.000
27				99	FIRTH	34.230	27	8	BALL			

BMCRC - MRO Championships 2022 - Rnd 8 @ Donington Park National

DFDS Yamaha Past Masters

RACE 9 - STATISTICS

Competitors Started 27
Planned Start 2022-09-03 @ 14:55:00.000
Actual Start 2022-09-03 @ 14:51:47.882
Finish Time 2022-09-03 @ 15:01:02.846
Track Length 1.9790mi.
Total Laps 175
Total Distance Covered 346.3367mi.

Session Fastest Lap History

NO	CL	NAME	LAP TIME	TIME OF DAY	LAP	VEHICLE
75		Anthony JOHNSON	1:19.295	14:54:29.821	2	Yamaha TZR250
19		Peter BRANTON	1:18.617	14:54:29.889	2	Yamaha TZR250
75		Anthony JOHNSON	1:18.467	14:57:07.382	4	Yamaha TZR250
51		Kevin WHOLEY	1:18.052	14:57:07.530	4	Yamaha TZR250

Session Leader History

NO	CL	NAME	FROM LAP	LAPS LED	DISTANCE	VEHICLE
75		Anthony JOHNSON	1	2	3.92 miles	Yamaha TZR250
19		Peter BRANTON	3	1	1.97 miles	Yamaha TZR250
75		Anthony JOHNSON	4	4	7.91 miles	Yamaha TZR250

Flag History

TYPE	TIME OF DAY
GREEN	14:51:47.882
FINISH	15:01:02.846

Flag Statistics

TYPE	COUNT	TOTAL LAPS	TOTAL TIME
Green	1	7	10:35.719
Red	0	0	0.000
Safety Car	0	0	0.000
FCY	0	0	0.000

BMCRC - MRO Championships 2022 - Rnd 8 @ Donington Park National

DFDS Yamaha Past Masters

RACE 9 - STATISTICS

CLASS :

17 Starters

Fastest Lap History

NO	NAME	LAP TIME	TIME OF DAY	LAP	VEHICLE
75	Anthony JOHNSON	1:19.295	14:54:29.821	2	Yamaha TZR250
19	Peter BRANTON	1:18.617	14:54:29.889	2	Yamaha TZR250
75	Anthony JOHNSON	1:18.467	14:57:07.382	4	Yamaha TZR250
51	Kevin WHOLEY	1:18.052	14:57:07.530	4	Yamaha TZR250

Leader History

NO	NAME	FROM LAP	LAPS LED	DISTANCE	VEHICLE
75	Anthony JOHNSON	1	2	3.92 miles	Yamaha TZR250
19	Peter BRANTON	3	1	1.97 miles	Yamaha TZR250
75	Anthony JOHNSON	4	4	7.91 miles	Yamaha TZR250

BMCRC - MRO Championships 2022 - Rnd 8 @ Donington Park National

DFDS Yamaha Past Masters

RACE 9 - STATISTICS

CLASS : C

7 Starters

Fastest Lap History

NO	NAME	LAP TIME	TIME OF DAY	LAP	VEHICLE
72	John HAMILTON	1:23.970	14:54:40.801	2	Yamaha TRZ250
72	John HAMILTON	1:23.538	14:57:28.839	4	Yamaha TRZ250

Leader History

NO	NAME	FROM LAP	LAPS LED	DISTANCE	VEHICLE
72	John HAMILTON	1	7	13.81 miles	Yamaha TRZ250

BMCRC - MRO Championships 2022 - Rnd 8 @ Donington Park National

DFDS Yamaha Past Masters

RACE 9 - STATISTICS

CLASS : R

3 Starters

Fastest Lap History

NO	NAME	LAP TIME	TIME OF DAY	LAP	VEHICLE
100	Mark PRATLEY	1:32.403	14:54:58.752	2	Yamaha TZR250
100	Mark PRATLEY	1:31.179	14:58:02.395	4	Yamaha TZR250

Leader History

NO	NAME	FROM LAP	LAPS LED	DISTANCE	VEHICLE
36	Phil ZANUTTO	1	1	1.94 miles	Yamaha TZR250
100	Mark PRATLEY	2	5	9.89 miles	Yamaha TZR250

BMCRC - MRO Championships 2022 - Rnd 8 @ Donington Park National
DFDS Yamaha Past Masters
RACE 18 - GRID (7 Laps)

ROW 11	33		32	60 Daniel GOUGH	31	23 Zak PERRIN
ROW 10	30	62 David PATERSON	29	73 Colvin TURNER	28	92 Andrew MOOK
ROW 9	27	1:38.841 99 Paul FIRTH	26	1:34.779 77 Adam COLLINS	25	1:34.226 67 Mark BAILEY
ROW 8	24	1:31.777 36 Phil ZANUTTO	23	1:31.594 25 Stephen WIMBLE	22	1:31.179 100 Mark PRATLEY
ROW 7	21	1:27.622 42 Martin PEARSON	20	1:27.596 28 Liam McCARTER	19	1:27.426 46 Kevin MARSHALL
ROW 6	18	1:26.858 333 Mark STUBBERFIELD	17	1:26.805 69 Mark ELLERAY	16	1:26.712 34 Dave HARVIEK
ROW 5	15	8 David BALL	14	1:24.551 26 Damian LEE	13	1:23.538 72 John HAMILTON
ROW 4	12	1:22.913 88 Michael STANLEY	11	1:22.851 361 Ryan WHITEHALL	10	1:21.975 15 Billy PERKINS
ROW 3	9	1:21.302 61 Paul WELCH	8	1:21.270 27 Richard HAYWARD	7	1:20.725 57 Geoff MOOK
ROW 2	6	1:20.609 74 Paul WHITBY	5	1:20.218 13 Doug EDMONDSON	4	1:18.617 19 Peter BRANTON
ROW 1	3	1:18.564 30 Alan COOPER	2	1:18.384 75 Anthony JOHNSON	1	1:18.052 51 Kevin WHOLEY
Pole						

Donington Park National: 1.9790 miles

These results are provisional until the conclusion of any judicial and technical matters.

Clerk Of Course :	Stewards :	Timekeeper : <i>Craig Smith</i>
-------------------	------------	------------------------------------

 Results can be found at www.tsl-timing.com

Printed - 15:05 Saturday, 03 September 2022



BMCRC - MRO Championships 2022 - Rnd 8 @ Donington Park National

DFDS Yamaha Past Masters

RACE 18 - CLASSIFICATION

POS	NO	CL	PIC NAME	ENTRY	LAPS	TIME	GAP	DIFF	MPH	BEST	ON
1	75		1 Anthony JOHNSON	Yamaha TZR250 - INTA MOTORCYCLE SERVICES	7	9:11.340			90.20	1:17.828	7
2	51		2 Kevin WHOLEY	Yamaha TZR250 - Twistgrip Motorcycles	7	9:11.465	0.125	0.125	90.18	1:18.015	3
3	13		3 Doug EDMONDSON	Yamaha TZR250 - Stan Stephens Tuning	7	9:12.609	1.269	1.144	90.00	1:17.838	6
4	19		4 Peter BRANTON	Yamaha TZR250 - Exactweld Racing	7	9:13.079	1.739	0.470	89.92	1:17.482	3
5	27		5 Richard HAYWARD	Yamaha TZR250 - Hazel Motors/ Gforce	7	9:30.555	19.215	17.476	87.17	1:20.772	3
6	74		6 Paul WHITBY	Yamaha TZR250 - Greybridge Ltd	7	9:30.847	19.507	0.292	87.12	1:20.371	7
7	61		7 Paul WELCH	Yamaha TZR250 -	7	9:31.160	19.820	0.313	87.07	1:20.546	4
8	15		8 Billy PERKINS	Yamaha TZR250 - Ashford tarmac / Barking mad abn	7	9:34.067	22.727	2.907	86.63	1:20.782	7
9	57		9 Geoff MOOK	Yamaha TZR250 -	7	9:34.531	23.191	0.464	86.56	1:21.037	6
10	88		10 Michael STANLEY	Yamaha TZR250 -	7	9:45.387	34.047	10.856	84.96	1:22.459	2
11	8		11 David BALL	Yamaha TZR250 - Gardiner Page and Roe pension	7	9:45.980	34.640	0.593	84.87	1:22.528	2
12	361		12 Ryan WHITEHALL	Yamaha TZR250 - WR Racing	7	9:46.265	34.925	0.285	84.83	1:22.496	7
13	92	C	1 Andrew MOOK	Yamaha TZR250 -	7	9:54.124	42.784	7.859	83.71	1:22.666	5
14	26	C	2 Damian LEE	Yamaha TZR250 - Leed Autos	7	9:54.556	43.216	0.432	83.65	1:23.587	7
15	72	C	3 John HAMILTON	Yamaha TRZ250 - LW Racing	7	10:02.447	51.107	7.891	82.55	1:24.156	5
16	34		13 Dave HARVIEK	Yamaha TZR 250 -	7	10:05.838	54.498	3.391	82.09	1:24.418	6
17	333	C	4 Mark STUBBERFIELD	Yamaha TZR250 - Polished concrete London	7	10:15.510	1:04.170	9.672	80.80	1:26.182	2
18	69	C	5 Mark ELLERAY	Yamaha TZR250 - Abbot Solutions Ltd	7	10:15.994	1:04.654	0.484	80.74	1:26.367	6
19	42	C	6 Martin PEARSON	Yamaha TZR250 -	7	10:16.607	1:05.267	0.613	80.66	1:26.658	6
20	46		14 Kevin MARSHALL	Yamaha TZR250 - Stacey Processing	7	10:17.360	1:06.020	0.753	80.56	1:26.801	6
21	73	C	7 Colvin TURNER	Yamaha TZR250 -	7	10:18.571	1:07.231	1.211	80.40	1:26.465	2
22	36	R	1 Phil ZANUTTO	Yamaha TZR250 -	7	10:35.529	1:24.189	16.958	78.25	1:28.370	7
23	62	C	8 David PATERSON	Yamaha TZR 2MA - The love of a good woman	7	10:40.627	1:29.287	5.098	77.63	1:29.206	6
24	25	C	9 Stephen WIMBLE	Yamaha TZR250 - S.B.W Contractor	7	10:41.241	1:29.901	0.614	77.56	1:30.018	5
25	67		15 Mark BAILEY	Yamaha TZR250 - Elite Air Conditioning Ltd	6	9:20.773	1 Lap	1 Lap	75.98	1:31.668	3
26	77	R	2 Adam COLLINS	Yamaha TZR250 - 2 Cows Racing	6	9:30.985	1 Lap	10.212	74.62	1:33.176	2
27	99	C	10 Paul FIRTH	Yamaha TZR250 - Joanne Porter	6	10:09.965	1 Lap	38.980	69.85	1:38.212	5

NOT CLASSIFIED

DNF	100	R	Mark PRATLEY	Yamaha TZR250 - www.ypmrc.co.uk	5	7:38.550	2 Laps	1 Lap	77.38	1:29.591	5
DNF	30		Alan COOPER	Yamaha TZR250 - Twistgrip Motorcycles	3	3:59.697	4 Laps	2 Laps	88.60	1:18.381	2
DNF	28		Liam McCARTER	Yamaha TZR250 - Katie McCarter	2	3:10.782	5 Laps	1 Lap	73.97		

FASTEST LAP

	19		Peter BRANTON	Yamaha TZR250 - Exactweld Racing	3	1:17.482			91.95 mph	147.98 kph	
	92	C	Andrew MOOK	Yamaha TZR250 -	5	1:22.666			86.18 mph	138.70 kph	
	36	R	Phil ZANUTTO	Yamaha TZR250 -	7	1:28.370			80.62 mph	129.74 kph	

Class - 92.5% of Race Speed = 83.43 mph
 Class C - 92.5% of Race Speed = 77.43 mph
 Class R - 92.5% of Race Speed = 72.38 mph

Weather / Track : Cloudy / Dry

These results are provisional until the conclusion of any judicial and technical matters.

Race Distance: 7 Laps / 13.85 miles
 Donington Park National: 1.9790 miles
 Date: 03/09/2022 Start: 17:15 Finish: 17:24

Clerk Of Course :	Stewards :	Timekeeper : <i>Craig Smith</i>
-------------------	------------	------------------------------------

Results can be found at www.tsl-timing.com

Printed - 17:29 Saturday, 03 September 2022



BMCRC - MRO Championships 2022 - Rnd 8 @ Donington Park National

DFDS Yamaha Past Masters

RACE 18 - LAP CHART

LAP 1 @ 17:16:54.545

NO	BEHIND	LAP TIME
19		1:21.456
51	0.025	1:21.481
75	0.092	1:21.548
30	0.548	1:22.004
13	0.758	1:22.214
74	2.335	1:23.791
61	2.460	1:23.916
27	3.104	1:24.560
57	4.245	1:25.701
15	4.457	1:25.913
88	5.094	1:26.550
361	5.397	1:26.853
8	5.654	1:27.110
26	7.346	1:28.802
34	8.704	1:30.160
333	10.086	1:31.542
72	10.431	1:31.887
92	10.818	1:32.274
42	11.803	1:33.259
46	12.096	1:33.552
69	12.373	1:33.829
28	13.004	1:34.460
36	13.720	1:35.176
25	14.310	1:35.766
73	14.394	1:35.850
62	15.039	1:36.495
100	15.644	1:37.100
67	17.057	1:38.513
77	18.563	1:40.019
99	25.551	1:47.007

LAP 2 @ 17:18:12.972

NO	BEHIND	LAP TIME
75		1:18.335
19	0.303	1:18.730
51	0.394	1:18.796
30	0.502	1:18.381
13	0.818	1:18.487
74	5.081	1:21.173
61	5.312	1:21.279
27	5.516	1:20.839
57	7.392	1:21.574
15	7.521	1:21.491
88	9.126	1:22.459
361	9.608	1:22.638
8	9.755	1:22.528
26	13.152	1:24.233
34	16.360	1:26.083
333	17.841	1:26.182
92	17.886	1:25.495
72	18.418	1:26.414
69	20.996	1:27.050
42	21.573	1:28.197
46	21.911	1:28.242
73	22.432	1:26.465
25	26.357	1:30.474
36	26.521	1:31.228
62	27.967	1:31.355
100	28.311	1:31.094
67	30.328	1:31.698
28	30.899	1:36.322 P
77	33.312	1:33.176
99	48.839	1:41.715

LAP 3 @ 17:19:30.757

NO	BEHIND	LAP TIME
19		1:17.482
75	0.288	1:18.073
51	0.624	1:18.015
13	1.294	1:18.261
30	2.029	1:19.312
74	8.298	1:21.002
27	8.503	1:20.772
61	9.289	1:21.762
57	11.230	1:21.623
15	11.334	1:21.598
88	14.672	1:23.331
8	15.016	1:23.046
361	15.221	1:23.398
26	19.690	1:24.323
92	23.923	1:23.822
34	24.727	1:26.152
72	25.196	1:24.563
333	26.254	1:26.198
69	30.242	1:27.031
42	30.917	1:27.129
46	31.526	1:27.400
73	31.616	1:26.969
36	39.179	1:30.443
25	40.331	1:31.759
100	40.512	1:29.986
62	41.052	1:30.870
67	44.211	1:31.668
77	49.347	1:33.820
99	1:11.219	1:40.165

LAP 4 @ 17:20:49.312

NO	BEHIND	LAP TIME
19		1:18.555
51	0.326	1:18.257
75	0.460	1:18.727
13	0.668	1:17.929
74	10.971	1:21.228
27	11.130	1:21.182
61	11.280	1:20.546
57	14.319	1:21.644
15	14.865	1:22.086
88	19.351	1:23.234
8	19.864	1:23.403
361	19.949	1:23.283
26	26.160	1:25.025
92	28.536	1:23.168
72	32.112	1:25.471
34	32.296	1:26.124
333	34.905	1:27.206
69	39.004	1:27.317
42	39.559	1:27.197
46	39.953	1:26.982
73	40.072	1:27.011
36	52.166	1:31.542
100	52.736	1:30.779
25	53.558	1:31.782
62	54.920	1:32.423
67	58.582	1:32.926
77	1:05.423	1:34.631

LAP 5 @ 17:22:08.146

NO	BEHIND	LAP TIME
51		1:18.508
19	0.084	1:18.918
75	0.404	1:18.778
13	1.276	1:19.442
27	13.339	1:21.043
61	13.992	1:21.546
74	14.016	1:21.879
99	1 Lap	1:41.890
57	16.722	1:21.237
15	17.163	1:21.132
88	24.168	1:23.651
361	24.487	1:23.372
8	24.588	1:23.558
26	31.413	1:24.087
92	32.368	1:22.666
72	37.434	1:24.156
34	38.664	1:25.202
333	44.439	1:28.368
69	46.932	1:26.762
42	47.785	1:27.060
46	48.243	1:27.124
73	48.400	1:27.162
36	1:03.384	1:30.052
100	1:03.493	1:29.591
25	1:04.742	1:30.018
62	1:05.643	1:29.557
67	1:11.692	1:31.944

LAP 6 @ 17:23:26.433

NO	BEHIND	LAP TIME
19		1:18.203
51	0.087	1:18.374
75	0.168	1:18.051
13	0.827	1:17.838
77	1 Lap	1:35.178
27	15.890	1:20.838
61	17.027	1:21.322
74	17.132	1:21.403
57	19.472	1:21.037
15	19.941	1:21.065
88	29.378	1:23.497
8	29.649	1:23.348
361	30.425	1:24.225
99	1 Lap	1:38.212
92	37.463	1:23.382
26	37.625	1:24.499
72	43.821	1:24.674
34	44.795	1:24.418
333	53.979	1:27.827
69	55.012	1:26.367
42	56.156	1:26.658
46	56.757	1:26.801
73	57.291	1:27.178
36	1:13.815	1:28.718
62	1:16.562	1:29.206
25	1:17.150	1:30.695

LAP 7 @ 17:24:44.429

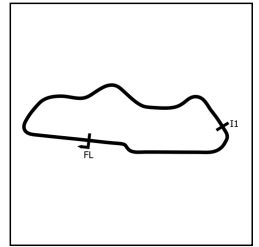
NO	BEHIND	LAP TIME
75		1:17.828
51	0.125	1:18.034
13	1.269	1:18.438

19	1.739	1:19.735
67	1 Lap	1:34.024
27	19.215	1:21.321
74	19.507	1:20.371
77	1 Lap	1:34.161
61	19.820	1:20.789
15	22.727	1:20.782
57	23.191	1:21.715
88	34.047	1:22.665
8	34.640	1:22.987
361	34.925	1:22.496
92	42.784	1:23.317
26	43.216	1:23.587
72	51.107	1:25.282
34	54.498	1:27.699
99	1 Lap	1:40.976
333	1:04.170	1:28.187
69	1:04.654	1:27.638
42	1:05.267	1:27.107
46	1:06.020	1:27.259
73	1:07.231	1:27.936
36	1:24.189	1:28.370
62	1:29.287	1:30.721
25	1:29.901	1:30.747

BMCRC - MRO Championships 2022 - Rnd 8 @ Donington Park National

DFDS Yamaha Past Masters

RACE 18 - SECTOR ANALYSIS



SECTOR 1 = FL to I1, SECTOR 2 = I1 to FL, DIFF = Difference To Personal Best Lap, P = Crossed Finish Line in Pit Lane, D = Time Disallowed

P1 75		Anthony JOHNSON		Yamaha TZR250 - INTA MOTORCYCLE SERVICES LTD		
IDEAL LAP TIME : 1:17.492		BEST LAP TIME : 1:17.828		DIFFERENCE : 0.336		
LAP	SECTOR 1	SECTOR 2	LAP TIME	MPH	DIFF	TIME OF DAY
1 -		28.233	1:21.548	87.36	3.720	17:16:54.637
2 -	50.578	27.757	1:18.335	90.95	0.507	17:18:12.972
3 -	50.467	27.606	1:18.073 (3)	91.25	0.245	17:19:31.045
4 -	50.867	27.860	1:18.727	90.49	0.899	17:20:49.772
5 -	50.702	28.076	1:18.778	90.43	0.950	17:22:08.550
6 -	50.371	27.680	1:18.051 (2)	91.28	0.223	17:23:26.601
7 -	50.707	27.121	1:17.828 (1)	91.54		17:24:44.429

P2 51		Kevin WHOLEY		Yamaha TZR250 - Twistgrip Motorcycles		
IDEAL LAP TIME : 1:17.770		BEST LAP TIME : 1:18.015		DIFFERENCE : 0.245		
LAP	SECTOR 1	SECTOR 2	LAP TIME	MPH	DIFF	TIME OF DAY
1 -		27.847	1:21.481	87.43	3.466	17:16:54.570
2 -	51.200	27.596	1:18.796	90.41	0.781	17:18:13.366
3 -	50.586	27.429	1:18.015 (1)	91.32		17:19:31.381
4 -	50.746	27.511	1:18.257 (3)	91.04	0.242	17:20:49.638
5 -	51.127	27.381	1:18.508	90.75	0.493	17:22:08.146
6 -	51.190	27.184	1:18.374	90.90	0.359	17:23:26.520
7 -	50.665	27.369	1:18.034 (2)	91.30	0.019	17:24:44.554

P3 13		Doug EDMONDSON		Yamaha TZR250 - Stan Stephens Tuning		
IDEAL LAP TIME : 1:17.622		BEST LAP TIME : 1:17.838		DIFFERENCE : 0.216		
LAP	SECTOR 1	SECTOR 2	LAP TIME	MPH	DIFF	TIME OF DAY
1 -		28.180	1:22.214	86.65	4.376	17:16:55.303
2 -	50.856	27.631	1:18.487	90.77	0.649	17:18:13.790
3 -	50.613	27.648	1:18.261 (3)	91.03	0.423	17:19:32.051
4 -	50.392	27.537	1:17.929 (2)	91.42	0.091	17:20:49.980
5 -	51.805	27.637	1:19.442	89.68	1.604	17:22:09.422
6 -	50.608	27.230	1:17.838 (1)	91.53		17:23:27.260
7 -	50.988	27.450	1:18.438	90.83	0.600	17:24:45.698

P4 19		Peter BRANTON		Yamaha TZR250 - Exactweld Racing		
IDEAL LAP TIME : 1:17.482		BEST LAP TIME : 1:17.482		DIFFERENCE : 0.000		
LAP	SECTOR 1	SECTOR 2	LAP TIME	MPH	DIFF	TIME OF DAY
1 -		27.680	1:21.456	87.46	3.974	17:16:54.545
2 -	51.025	27.705	1:18.730	90.49	1.248	17:18:13.275
3 -	50.520	26.962	1:17.482 (1)	91.95		17:19:30.757
4 -	50.974	27.581	1:18.555 (3)	90.69	1.073	17:20:49.312
5 -	51.270	27.648	1:18.918	90.27	1.436	17:22:08.230
6 -	50.906	27.297	1:18.203 (2)	91.10	0.721	17:23:26.433
7 -	51.906	27.829	1:19.735	89.35	2.253	17:24:46.168

P5 27		Richard HAYWARD		Yamaha TZR250 - Hazel Motors/ Gforce		
IDEAL LAP TIME : 1:20.344		BEST LAP TIME : 1:20.772		DIFFERENCE : 0.428		
LAP	SECTOR 1	SECTOR 2	LAP TIME	MPH	DIFF	TIME OF DAY
1 -		29.150	1:24.560	84.25	3.788	17:16:57.649
2 -	52.188	28.651	1:20.839 (3)	88.13	0.067	17:18:18.488
3 -	52.364	28.408	1:20.772 (1)	88.20		17:19:39.260
4 -	52.631	28.551	1:21.182	87.76	0.410	17:21:00.442
5 -	52.323	28.720	1:21.043	87.91	0.271	17:22:21.485
6 -	52.682	28.156	1:20.838 (2)	88.13	0.066	17:23:42.323
7 -	52.461	28.860	1:21.321	87.61	0.549	17:25:03.644

BMCR - MRO Championships 2022 - Rnd 8 @ Donington Park National

DFDS Yamaha Past Masters

RACE 18 - SECTOR ANALYSIS



SECTOR 1 = FL to I1, SECTOR 2 = I1 to FL, DIFF = Difference To Personal Best Lap, P = Crossed Finish Line in Pit Lane, D = Time Disallowed

P6 74 Paul WHITBY		Yamaha TZR250 - Greybridge Ltd				
IDEAL LAP TIME : 1:20.285		BEST LAP TIME : 1:20.371		DIFFERENCE : 0.086		
LAP	SECTOR 1	SECTOR 2	LAP TIME	MPH	DIFF	TIME OF DAY
1 -		28.596	1:23.791	85.02	3.420	17:16:56.880
2 -	52.297	28.876	1:21.173 (3)	87.77	0.802	17:18:18.053
3 -	52.534	28.468	1:21.002 (2)	87.95	0.631	17:19:39.055
4 -	52.605	28.623	1:21.228	87.71	0.857	17:21:00.283
5 -	52.284	29.595	1:21.879	87.01	1.508	17:22:22.162
6 -	52.517	28.886	1:21.403	87.52	1.032	17:23:43.565
7 -	51.817	28.554	1:20.371 (1)	88.64		17:25:03.936

P7 61 Paul WELCH		Yamaha TZR250 -				
IDEAL LAP TIME : 1:20.266		BEST LAP TIME : 1:20.546		DIFFERENCE : 0.280		
LAP	SECTOR 1	SECTOR 2	LAP TIME	MPH	DIFF	TIME OF DAY
1 -		28.272	1:23.916	84.90	3.370	17:16:57.005
2 -	52.332	28.947	1:21.279 (3)	87.65	0.733	17:18:18.284
3 -	52.841	28.921	1:21.762	87.13	1.216	17:19:40.046
4 -	51.994	28.552	1:20.546 (1)	88.45		17:21:00.592
5 -	52.383	29.163	1:21.546	87.36	1.000	17:22:22.138
6 -	52.772	28.550	1:21.322	87.61	0.776	17:23:43.460
7 -	52.210	28.579	1:20.789 (2)	88.18	0.243	17:25:04.249

P8 15 Billy PERKINS		Yamaha TZR250 - Ashford tarmac / Barking mad about Animals				
IDEAL LAP TIME : 1:20.607		BEST LAP TIME : 1:20.782		DIFFERENCE : 0.175		
LAP	SECTOR 1	SECTOR 2	LAP TIME	MPH	DIFF	TIME OF DAY
1 -		29.427	1:25.913	82.92	5.131	17:16:59.002
2 -	52.921	28.570	1:21.491	87.42	0.709	17:18:20.493
3 -	53.088	28.510	1:21.598	87.31	0.816	17:19:42.091
4 -	53.535	28.551	1:22.086	86.79	1.304	17:21:04.177
5 -	52.720	28.412	1:21.132 (3)	87.81	0.350	17:22:25.309
6 -	52.739	28.326	1:21.065 (2)	87.88	0.283	17:23:46.374
7 -	52.281	28.501	1:20.782 (1)	88.19		17:25:07.156

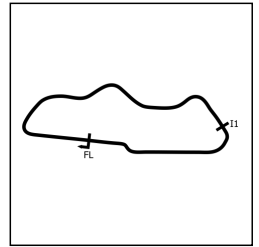
P9 57 Geoff MOOK		Yamaha TZR250 -				
IDEAL LAP TIME : 1:20.711		BEST LAP TIME : 1:21.037		DIFFERENCE : 0.326		
LAP	SECTOR 1	SECTOR 2	LAP TIME	MPH	DIFF	TIME OF DAY
1 -		28.932	1:25.701	83.13	4.664	17:16:58.790
2 -	52.759	28.815	1:21.574 (3)	87.33	0.537	17:18:20.364
3 -	52.890	28.733	1:21.623	87.28	0.586	17:19:41.987
4 -	53.147	28.497	1:21.644	87.26	0.607	17:21:03.631
5 -	52.814	28.423	1:21.237 (2)	87.70	0.200	17:22:24.868
6 -	52.826	28.211	1:21.037 (1)	87.91		17:23:45.905
7 -	52.500	29.215	1:21.715	87.18	0.678	17:25:07.620

P10 88 Michael STANLEY		Yamaha TZR250 -				
IDEAL LAP TIME : 1:22.417		BEST LAP TIME : 1:22.459		DIFFERENCE : 0.042		
LAP	SECTOR 1	SECTOR 2	LAP TIME	MPH	DIFF	TIME OF DAY
1 -		29.010	1:26.550	82.31	4.091	17:16:59.639
2 -	53.407	29.052	1:22.459 (1)	86.40		17:18:22.098
3 -	53.888	29.443	1:23.331	85.49	0.872	17:19:45.429
4 -	54.092	29.142	1:23.234 (3)	85.59	0.775	17:21:08.663
5 -	54.425	29.226	1:23.651	85.17	1.192	17:22:32.314
6 -	54.075	29.422	1:23.497	85.32	1.038	17:23:55.811
7 -	53.508	29.157	1:22.665 (2)	86.18	0.206	17:25:18.476

BMCRC - MRO Championships 2022 - Rnd 8 @ Donington Park National

DFDS Yamaha Past Masters

RACE 18 - SECTOR ANALYSIS



SECTOR 1 = FL to I1, SECTOR 2 = I1 to FL, DIFF = Difference To Personal Best Lap, P = Crossed Finish Line in Pit Lane, D = Time Disallowed

P11 8		David BALL		Yamaha TZR250 - Gardiner Page and Roe pension consultants			
IDEAL LAP TIME : 1:22.391		BEST LAP TIME : 1:22.528		DIFFERENCE : 0.137			
LAP	SECTOR 1	SECTOR 2	LAP TIME	MPH	DIFF	TIME OF DAY	
1 -		29.233	1:27.110	81.78	4.582	17:17:00.199	
2 -	53.317	29.211	1:22.528 (1)	86.32		17:18:22.727	
3 -	53.504	29.542	1:23.046 (3)	85.79	0.518	17:19:45.773	
4 -	54.004	29.399	1:23.403	85.42	0.875	17:21:09.176	
5 -	54.484	29.074	1:23.558	85.26	1.030	17:22:32.734	
6 -	54.129	29.219	1:23.348	85.48	0.820	17:23:56.082	
7 -	53.535	29.452	1:22.987 (2)	85.85	0.459	17:25:19.069	

P12 361		Ryan WHITEHALL		Yamaha TZR250 - WR Racing			
IDEAL LAP TIME : 1:22.165		BEST LAP TIME : 1:22.496		DIFFERENCE : 0.331			
LAP	SECTOR 1	SECTOR 2	LAP TIME	MPH	DIFF	TIME OF DAY	
1 -		29.164	1:26.853	82.03	4.357	17:16:59.942	
2 -	53.323	29.315	1:22.638 (2)	86.21	0.142	17:18:22.580	
3 -	54.153	29.245	1:23.398	85.42	0.902	17:19:45.978	
4 -	53.938	29.345	1:23.283 (3)	85.54	0.787	17:21:09.261	
5 -	54.084	29.288	1:23.372	85.45	0.876	17:22:32.633	
6 -	54.791	29.434	1:24.225	84.59	1.729	17:23:56.858	
7 -	53.654	28.842	1:22.496 (1)	86.36		17:25:19.354	

P13 92 C		Andrew MOOK		Yamaha TZR250 -			
IDEAL LAP TIME : 1:22.658		BEST LAP TIME : 1:22.666		DIFFERENCE : 0.008			
LAP	SECTOR 1	SECTOR 2	LAP TIME	MPH	DIFF	TIME OF DAY	
1 -		29.620	1:32.274	77.21	9.608	17:17:05.363	
2 -	55.656	29.839	1:25.495	83.33	2.829	17:18:30.858	
3 -	54.582	29.240	1:23.822	84.99	1.156	17:19:54.680	
4 -	54.151	29.017	1:23.168 (2)	85.66	0.502	17:21:17.848	
5 -	53.778	28.888	1:22.666 (1)	86.18		17:22:40.514	
6 -	53.890	29.492	1:23.382	85.44	0.716	17:24:03.896	
7 -	54.437	28.880	1:23.317 (3)	85.51	0.651	17:25:27.213	

P14 26 C		Damian LEE		Yamaha TZR250 - Leed Autos			
IDEAL LAP TIME : 1:23.497		BEST LAP TIME : 1:23.587		DIFFERENCE : 0.090			
LAP	SECTOR 1	SECTOR 2	LAP TIME	MPH	DIFF	TIME OF DAY	
1 -		29.644	1:28.802	80.23	5.215	17:17:01.891	
2 -	54.528	29.705	1:24.233 (3)	84.58	0.646	17:18:26.124	
3 -	54.750	29.573	1:24.323	84.49	0.736	17:19:50.447	
4 -	55.385	29.640	1:25.025	83.79	1.438	17:21:15.472	
5 -	54.611	29.476	1:24.087 (2)	84.72	0.500	17:22:39.559	
6 -	54.650	29.849	1:24.499	84.31	0.912	17:24:04.058	
7 -	54.618	28.969	1:23.587 (1)	85.23		17:25:27.645	

P15 72 C		John HAMILTON		Yamaha TRZ250 - LW Racing			
IDEAL LAP TIME : 1:24.060		BEST LAP TIME : 1:24.156		DIFFERENCE : 0.096			
LAP	SECTOR 1	SECTOR 2	LAP TIME	MPH	DIFF	TIME OF DAY	
1 -		30.507	1:31.887	77.53	7.731	17:17:04.976	
2 -	56.117	30.297	1:26.414	82.44	2.258	17:18:31.390	
3 -	55.214	29.349	1:24.563 (2)	84.25	0.407	17:19:55.953	
4 -	55.214	30.257	1:25.471	83.35	1.315	17:21:21.424	
5 -	54.986	29.170	1:24.156 (1)	84.65		17:22:45.580	
6 -	54.890	29.784	1:24.674 (3)	84.14	0.518	17:24:10.254	
7 -	55.376	29.906	1:25.282	83.54	1.126	17:25:35.536	

BMCRC - MRO Championships 2022 - Rnd 8 @ Donington Park National

DFDS Yamaha Past Masters

RACE 18 - SECTOR ANALYSIS



SECTOR 1 = FL to I1, SECTOR 2 = I1 to FL, DIFF = Difference To Personal Best Lap, P = Crossed Finish Line in Pit Lane, D = Time Disallowed

P16 34		Dave HARVIEK		Yamaha TZR 250 -		
IDEAL LAP TIME : 1:24.418		BEST LAP TIME : 1:24.418		DIFFERENCE : 0.000		
LAP	SECTOR 1	SECTOR 2	LAP TIME	MPH	DIFF	TIME OF DAY
1 -		30.266	1:30.160	79.02	5.742	17:17:03.249
2 -	55.960	30.123	1:26.083 (3)	82.76	1.665	17:18:29.332
3 -	55.829	30.323	1:26.152	82.69	1.734	17:19:55.484
4 -	55.493	30.631	1:26.124	82.72	1.706	17:21:21.608
5 -	55.249	29.953	1:25.202 (2)	83.62	0.784	17:22:46.810
6 -	54.541	29.877	1:24.418 (1)	84.39		17:24:11.228
7 -	55.690	32.009	1:27.699	81.23	3.281	17:25:38.927

P17 333 C		Mark STUBBERFIELD		Yamaha TZR250 - Polished concrete London		
IDEAL LAP TIME : 1:25.606		BEST LAP TIME : 1:26.182		DIFFERENCE : 0.576		
LAP	SECTOR 1	SECTOR 2	LAP TIME	MPH	DIFF	TIME OF DAY
1 -		30.352	1:31.542	77.82	5.360	17:17:04.631
2 -	56.050	30.132	1:26.182 (1)	82.66		17:18:30.813
3 -	55.474	30.724	1:26.198 (2)	82.65	0.016	17:19:57.011
4 -	56.677	30.529	1:27.206 (3)	81.69	1.024	17:21:24.217
5 -	57.724	30.644	1:28.368	80.62	2.186	17:22:52.585
6 -	57.346	30.481	1:27.827	81.12	1.645	17:24:20.412
7 -	57.922	30.265	1:28.187	80.79	2.005	17:25:48.599

P18 69 C		Mark ELLERAY		Yamaha TZR250 - Abbot Solutions Ltd		
IDEAL LAP TIME : 1:25.997		BEST LAP TIME : 1:26.367		DIFFERENCE : 0.370		
LAP	SECTOR 1	SECTOR 2	LAP TIME	MPH	DIFF	TIME OF DAY
1 -		30.177	1:33.829	75.93	7.462	17:17:06.918
2 -	56.577	30.473	1:27.050	81.84	0.683	17:18:33.968
3 -	56.500	30.531	1:27.031 (3)	81.86	0.664	17:20:00.999
4 -	56.865	30.452	1:27.317	81.59	0.950	17:21:28.316
5 -	55.878	30.884	1:26.762 (2)	82.11	0.395	17:22:55.078
6 -	55.820	30.547	1:26.367 (1)	82.49		17:24:21.445
7 -	56.665	30.973	1:27.638	81.29	1.271	17:25:49.083

P19 42 C		Martin PEARSON		Yamaha TZR250 -		
IDEAL LAP TIME : 1:26.572		BEST LAP TIME : 1:26.658		DIFFERENCE : 0.086		
LAP	SECTOR 1	SECTOR 2	LAP TIME	MPH	DIFF	TIME OF DAY
1 -		31.080	1:33.259	76.39	6.601	17:17:06.348
2 -	57.269	30.928	1:28.197	80.78	1.539	17:18:34.545
3 -	56.440	30.689	1:27.129	81.77	0.471	17:20:01.674
4 -	56.664	30.533	1:27.197	81.70	0.539	17:21:28.871
5 -	56.614	30.446	1:27.060 (2)	81.83	0.402	17:22:55.931
6 -	56.526	30.132	1:26.658 (1)	82.21		17:24:22.589
7 -	56.531	30.576	1:27.107 (3)	81.79	0.449	17:25:49.696

P20 46		Kevin MARSHALL		Yamaha TZR250 - Stacey Processing		
IDEAL LAP TIME : 1:26.578		BEST LAP TIME : 1:26.801		DIFFERENCE : 0.223		
LAP	SECTOR 1	SECTOR 2	LAP TIME	MPH	DIFF	TIME OF DAY
1 -		31.116	1:33.552	76.15	6.751	17:17:06.641
2 -	57.412	30.830	1:28.242	80.73	1.441	17:18:34.883
3 -	56.536	30.864	1:27.400	81.51	0.599	17:20:02.283
4 -	56.455	30.527	1:26.982 (2)	81.90	0.181	17:21:29.265
5 -	56.638	30.486	1:27.124 (3)	81.77	0.323	17:22:56.389
6 -	56.367	30.434	1:26.801 (1)	82.08		17:24:23.190
7 -	56.144	31.115	1:27.259	81.64	0.458	17:25:50.449

BMCR - MRO Championships 2022 - Rnd 8 @ Donington Park National

DFDS Yamaha Past Masters

RACE 18 - SECTOR ANALYSIS



SECTOR 1 = FL to I1, SECTOR 2 = I1 to FL, DIFF = Difference To Personal Best Lap, P = Crossed Finish Line in Pit Lane, D = Time Disallowed

P21 73 C		Colvin TURNER		Yamaha TZR250 -			
IDEAL LAP TIME : 1:26.119		BEST LAP TIME : 1:26.465		DIFFERENCE : 0.346			
LAP	SECTOR 1	SECTOR 2	LAP TIME	MPH	DIFF	TIME OF DAY	
1 -		31.183	1:35.850	74.33	9.385	17:17:08.939	
2 -	55.807	30.658	1:26.465 (1)	82.39		17:18:35.404	
3 -	56.311	30.658	1:26.969 (2)	81.92	0.504	17:20:02.373	
4 -	56.673	30.338	1:27.011 (3)	81.88	0.546	17:21:29.384	
5 -	56.850	30.312	1:27.162	81.74	0.697	17:22:56.546	
6 -	56.517	30.661	1:27.178	81.72	0.713	17:24:23.724	
7 -	56.658	31.278	1:27.936	81.02	1.471	17:25:51.660	

P22 36 R		Phil ZANUTTO		Yamaha TZR250 -			
IDEAL LAP TIME : 1:28.174		BEST LAP TIME : 1:28.370		DIFFERENCE : 0.196			
LAP	SECTOR 1	SECTOR 2	LAP TIME	MPH	DIFF	TIME OF DAY	
1 -		30.923	1:35.176	74.85	6.806	17:17:08.265	
2 -	1:00.075	31.153	1:31.228	78.09	2.858	17:18:39.493	
3 -	59.252	31.191	1:30.443	78.77	2.073	17:20:09.936	
4 -	1:00.118	31.424	1:31.542	77.82	3.172	17:21:41.478	
5 -	59.149	30.903	1:30.052 (3)	79.11	1.682	17:23:11.530	
6 -	58.112	30.606	1:28.718 (2)	80.30	0.348	17:24:40.248	
7 -	57.568	30.802	1:28.370 (1)	80.62		17:26:08.618	

P23 62 C		David PATERSON		Yamaha TZR 2MA - The love of a good woman			
IDEAL LAP TIME : 1:29.044		BEST LAP TIME : 1:29.206		DIFFERENCE : 0.162			
LAP	SECTOR 1	SECTOR 2	LAP TIME	MPH	DIFF	TIME OF DAY	
1 -		30.684	1:36.495	73.83	7.289	17:17:09.584	
2 -	1:00.225	31.130	1:31.355	77.98	2.149	17:18:40.939	
3 -	59.877	30.993	1:30.870	78.40	1.664	17:20:11.809	
4 -	1:01.174	31.249	1:32.423	77.08	3.217	17:21:44.232	
5 -	58.626	30.931	1:29.557 (2)	79.55	0.351	17:23:13.789	
6 -	58.360	30.846	1:29.206 (1)	79.86		17:24:42.995	
7 -	59.041	31.680	1:30.721 (3)	78.53	1.515	17:26:13.716	

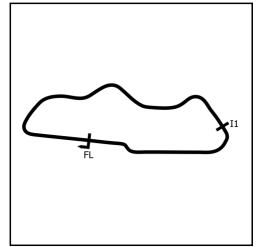
P24 25 C		Stephen WIMBLE		Yamaha TZR250 - S.B.W Contractor			
IDEAL LAP TIME : 1:29.621		BEST LAP TIME : 1:30.018		DIFFERENCE : 0.397			
LAP	SECTOR 1	SECTOR 2	LAP TIME	MPH	DIFF	TIME OF DAY	
1 -		31.244	1:35.766	74.39	5.748	17:17:08.855	
2 -	58.377	32.097	1:30.474 (2)	78.74	0.456	17:18:39.329	
3 -	59.897	31.862	1:31.759	77.64	1.741	17:20:11.088	
4 -	59.915	31.867	1:31.782	77.62	1.764	17:21:42.870	
5 -	58.605	31.413	1:30.018 (1)	79.14		17:23:12.888	
6 -	58.600	32.095	1:30.695 (3)	78.55	0.677	17:24:43.583	
7 -	59.015	31.732	1:30.747	78.51	0.729	17:26:14.330	

P25 67		Mark BAILEY		Yamaha TZR250 - Elite Air Conditioning Ltd			
IDEAL LAP TIME : 1:31.589		BEST LAP TIME : 1:31.668		DIFFERENCE : 0.079			
LAP	SECTOR 1	SECTOR 2	LAP TIME	MPH	DIFF	TIME OF DAY	
1 -		31.969	1:38.513	72.32	6.845	17:17:11.602	
2 -	59.665	32.033	1:31.698 (2)	77.69	0.030	17:18:43.300	
3 -	59.620	32.048	1:31.668 (1)	77.72		17:20:14.968	
4 -	1:00.835	32.091	1:32.926	76.67	1.258	17:21:47.894	
5 -	59.951	31.993	1:31.944 (3)	77.48	0.276	17:23:19.838	
6 -	1:01.145	32.879	1:34.024	75.77	2.356	17:24:53.862	

BMCRC - MRO Championships 2022 - Rnd 8 @ Donington Park National

DFDS Yamaha Past Masters

RACE 18 - SECTOR ANALYSIS



SECTOR 1 = FL to I1, SECTOR 2 = I1 to FL, DIFF = Difference To Personal Best Lap, P = Crossed Finish Line in Pit Lane, D = Time Disallowed

P26 77 R Adam COLLINS		Yamaha TZR250 - 2 Cows Racing				
IDEAL LAP TIME : 1:33.102		BEST LAP TIME : 1:33.176		DIFFERENCE : 0.074		
LAP	SECTOR 1	SECTOR 2	LAP TIME	MPH	DIFF	TIME OF DAY
1 -		32.391	1:40.019	71.23	6.843	17:17:13.108
2 -	1:00.711	32.465	1:33.176 (1)	76.46		17:18:46.284
3 -	1:01.234	32.586	1:33.820 (2)	75.93	0.644	17:20:20.104
4 -	1:01.851	32.780	1:34.631	75.28	1.455	17:21:54.735
5 -	1:02.535	32.643	1:35.178	74.85	2.002	17:23:29.913
6 -	1:01.262	32.899	1:34.161 (3)	75.66	0.985	17:25:04.074

P27 99 C Paul FIRTH		Yamaha TZR250 - Joanne Porter				
IDEAL LAP TIME : 1:38.212		BEST LAP TIME : 1:38.212		DIFFERENCE : 0.000		
LAP	SECTOR 1	SECTOR 2	LAP TIME	MPH	DIFF	TIME OF DAY
1 -		35.855	1:47.007	66.58	8.795	17:17:20.096
2 -	1:06.274	35.441	1:41.715	70.04	3.503	17:19:01.811
3 -	1:05.302	34.863	1:40.165 (2)	71.12	1.953	17:20:41.976
4 -	1:06.109	35.781	1:41.890	69.92	3.678	17:22:23.866
5 -	1:04.091	34.121	1:38.212 (1)	72.54		17:24:02.078
6 -	1:04.092	36.884	1:40.976 (3)	70.55	2.764	17:25:43.054

P28 100 R Mark PRATLEY		Yamaha TZR250 - www.ypmrc.co.uk				
IDEAL LAP TIME : 1:29.591		BEST LAP TIME : 1:29.591		DIFFERENCE : 0.000		
LAP	SECTOR 1	SECTOR 2	LAP TIME	MPH	DIFF	TIME OF DAY
1 -		31.716	1:37.100	73.37	7.509	17:17:10.189
2 -	59.210	31.884	1:31.094	78.21	1.503	17:18:41.283
3 -	58.589	31.397	1:29.986 (2)	79.17	0.395	17:20:11.269
4 -	59.118	31.661	1:30.779 (3)	78.48	1.188	17:21:42.048
5 -	58.204	31.387	1:29.591 (1)	79.52		17:23:11.639

P29 30 Alan COOPER		Yamaha TZR250 - Twistgrip Motorcycles				
IDEAL LAP TIME : 1:18.381		BEST LAP TIME : 1:18.381		DIFFERENCE : 0.000		
LAP	SECTOR 1	SECTOR 2	LAP TIME	MPH	DIFF	TIME OF DAY
1 -		27.604	1:22.004	86.88	3.623	17:16:55.093
2 -	50.903	27.478	1:18.381 (1)	90.89		17:18:13.474
3 -	51.447	27.865	1:19.312 (2)	89.83	0.931	17:19:32.786

P30 28 Liam McCARTER		Yamaha TZR250 - Katie McCarter				
IDEAL LAP TIME : 1:29.439		BEST LAP TIME :		DIFFERENCE :		
LAP	SECTOR 1	SECTOR 2	LAP TIME	MPH	DIFF	TIME OF DAY
1 -		31.199	1:34.460	75.42		17:17:07.549
2 -	58.240	IN PIT	1:36.322 P	73.96		17:18:43.871

BMCRC - MRO Championships 2022 - Rnd 8 @ Donington Park National

DFDS Yamaha Past Masters

RACE 18 - BEST SECTORS

SECTOR 1			SECTOR 2			IDEAL / BEST COMPARISON						
POS	NO	NAME	TIME	NO	NAME	TIME	POS	NO	NAME	IDEAL	BEST	DIFF
									PERFECT LAP	1:17.333		
1	75	JOHNSON	50.371	19	BRANTON	26.962	1	19	BRANTON	1:17.482	1:17.482	0.000
2	13	EDMONDSON	50.392	75	JOHNSON	27.121	2	75	JOHNSON	1:17.492	1:17.828	0.336
3	19	BRANTON	50.520	51	WHOLEY	27.184	3	13	EDMONDSON	1:17.622	1:17.838	0.216
4	51	WHOLEY	50.586	13	EDMONDSON	27.230	4	51	WHOLEY	1:17.770	1:18.015	0.245
5	30	COOPER	50.903	30	COOPER	27.478	5	30	COOPER	1:18.381	1:18.381	0.000
6	74	WHITBY	51.817	27	HAYWARD	28.156	6	61	WELCH	1:20.266	1:20.546	0.280
7	61	WELCH	51.994	57	MOOK	28.211	7	74	WHITBY	1:20.285	1:20.371	0.086
8	27	HAYWARD	52.188	61	WELCH	28.272	8	27	HAYWARD	1:20.344	1:20.772	0.428
9	15	PERKINS	52.281	15	PERKINS	28.326	9	15	PERKINS	1:20.607	1:20.782	0.175
10	57	MOOK	52.500	74	WHITBY	28.468	10	57	MOOK	1:20.711	1:21.037	0.326
11	8	BALL	53.317	361	WHITEHALL	28.842	11	361	WHITEHALL	1:22.165	1:22.496	0.331
12	361	WHITEHALL	53.323	92	MOOK	28.880	12	8	BALL	1:22.391	1:22.528	0.137
13	88	STANLEY	53.407	26	LEE	28.969	13	88	STANLEY	1:22.417	1:22.459	0.042
14	92	MOOK	53.778	88	STANLEY	29.010	14	92	MOOK	1:22.658	1:22.666	0.008
15	26	LEE	54.528	8	BALL	29.074	15	26	LEE	1:23.497	1:23.587	0.090
16	34	HARVIEK	54.541	72	HAMILTON	29.170	16	72	HAMILTON	1:24.060	1:24.156	0.096
17	72	HAMILTON	54.890	34	HARVIEK	29.877	17	34	HARVIEK	1:24.418	1:24.418	0.000
18	333	STUBBERFIELD	55.474	333	STUBBERFIELD	30.132	18	333	STUBBERFIELD	1:25.606	1:26.182	0.576
19	73	TURNER	55.807	42	PEARSON	30.132	19	69	ELLERAY	1:25.997	1:26.367	0.370
20	69	ELLERAY	55.820	69	ELLERAY	30.177	20	73	TURNER	1:26.119	1:26.465	0.346
21	46	MARSHALL	56.144	73	TURNER	30.312	21	42	PEARSON	1:26.572	1:26.658	0.086
22	42	PEARSON	56.440	46	MARSHALL	30.434	22	46	MARSHALL	1:26.578	1:26.801	0.223
23	36	ZANUTTO	57.568	36	ZANUTTO	30.606	23	36	ZANUTTO	1:28.174	1:28.370	0.196
24	100	PRATLEY	58.204	62	PATERSON	30.684	24	62	PATERSON	1:29.044	1:29.206	0.162
25	28	McCARTER	58.240	28	McCARTER	31.199	25	28	McCARTER	1:29.439		
26	62	PATERSON	58.360	25	WIMBLE	31.244	26	100	PRATLEY	1:29.591	1:29.591	0.000
27	25	WIMBLE	58.377	100	PRATLEY	31.387	27	25	WIMBLE	1:29.621	1:30.018	0.397
28	67	BAILEY	59.620	67	BAILEY	31.969	28	67	BAILEY	1:31.589	1:31.668	0.079
29	77	COLLINS	1:00.711	77	COLLINS	32.391	29	77	COLLINS	1:33.102	1:33.176	0.074
30	99	FIRTH	1:04.091	99	FIRTH	34.121	30	99	FIRTH	1:38.212	1:38.212	0.000

BMCRC - MRO Championships 2022 - Rnd 8 @ Donington Park National

DFDS Yamaha Past Masters

RACE 18 - STATISTICS

Competitors Started 30
Planned Start 2022-09-03 @ 17:50:00.000
Actual Start 2022-09-03 @ 17:15:33.088
Finish Time 2022-09-03 @ 17:24:44.428
Track Length 1.9790mi.
Total Laps 196
Total Distance Covered 387.8971mi.

Session Fastest Lap History

NO	CL	NAME	LAP TIME	TIME OF DAY	LAP	VEHICLE
75		Anthony JOHNSON	1:18.335	17:18:12.975	2	Yamaha TZR250
19		Peter BRANTON	1:17.482	17:19:30.772	3	Yamaha TZR250

Session Leader History

NO	CL	NAME	FROM LAP	LAPS LED	DISTANCE	VEHICLE
19		Peter BRANTON	1	1	1.94 miles	Yamaha TZR250
75		Anthony JOHNSON	2	1	1.97 miles	Yamaha TZR250
19		Peter BRANTON	3	2	3.95 miles	Yamaha TZR250
51		Kevin WHOLEY	5	1	1.97 miles	Yamaha TZR250
19		Peter BRANTON	6	1	1.97 miles	Yamaha TZR250
75		Anthony JOHNSON	7	1	1.97 miles	Yamaha TZR250

Flag History

TYPE	TIME OF DAY
GREEN	17:15:33.088
FINISH	17:24:44.428

Flag Statistics

TYPE	COUNT	TOTAL LAPS	TOTAL TIME
Green	1	7	11:00.017
Red	0	0	0.000
Safety Car	0	0	0.000
FCY	0	0	0.000

BMCRC - MRO Championships 2022 - Rnd 8 @ Donington Park National

DFDS Yamaha Past Masters

RACE 18 - STATISTICS

CLASS :

17 Starters

Fastest Lap History

NO	NAME	LAP TIME	TIME OF DAY	LAP	VEHICLE
75	Anthony JOHNSON	1:18.335	17:18:12.975	2	Yamaha TZR250
19	Peter BRANTON	1:17.482	17:19:30.772	3	Yamaha TZR250

Leader History

NO	NAME	FROM LAP	LAPS LED	DISTANCE	VEHICLE
19	Peter BRANTON	1	1	1.94 miles	Yamaha TZR250
75	Anthony JOHNSON	2	1	1.97 miles	Yamaha TZR250
19	Peter BRANTON	3	2	3.95 miles	Yamaha TZR250
51	Kevin WHOLEY	5	1	1.97 miles	Yamaha TZR250
19	Peter BRANTON	6	1	1.97 miles	Yamaha TZR250
75	Anthony JOHNSON	7	1	1.97 miles	Yamaha TZR250

BMCRC - MRO Championships 2022 - Rnd 8 @ Donington Park National

DFDS Yamaha Past Masters

RACE 18 - STATISTICS

CLASS : C

10 Starters

Fastest Lap History

NO	NAME	LAP TIME	TIME OF DAY	LAP	VEHICLE
26	Damian LEE	1:24.233	17:18:26.126	2	Yamaha TZR250
92	Andrew MOOK	1:23.822	17:19:54.688	3	Yamaha TZR250
92	Andrew MOOK	1:23.168	17:21:17.858	4	Yamaha TZR250
92	Andrew MOOK	1:22.666	17:22:40.524	5	Yamaha TZR250

Leader History

NO	NAME	FROM LAP	LAPS LED	DISTANCE	VEHICLE
26	Damian LEE	1	5	9.85 miles	Yamaha TZR250
92	Andrew MOOK	6	2	3.95 miles	Yamaha TZR250

BMCRC - MRO Championships 2022 - Rnd 8 @ Donington Park National

DFDS Yamaha Past Masters

RACE 18 - STATISTICS

CLASS : R

3 Starters

Fastest Lap History

NO	NAME	LAP TIME	TIME OF DAY	LAP	VEHICLE
36	Phil ZANUTTO	1:31.228	17:18:39.496	2	Yamaha TZR250
100	Mark PRATLEY	1:31.094	17:18:41.288	2	Yamaha TZR250
36	Phil ZANUTTO	1:30.443	17:20:09.939	3	Yamaha TZR250
100	Mark PRATLEY	1:29.986	17:20:11.274	3	Yamaha TZR250
100	Mark PRATLEY	1:29.591	17:23:11.601	5	Yamaha TZR250
36	Phil ZANUTTO	1:28.718	17:24:40.251	6	Yamaha TZR250
36	Phil ZANUTTO	1:28.370	17:26:08.621	7	Yamaha TZR250

Leader History

NO	NAME	FROM LAP	LAPS LED	DISTANCE	VEHICLE
36	Phil ZANUTTO	1	7	13.81 miles	Yamaha TZR250

BMCRC - MRO Championships 2022 - Rnd 8 @ Donington Park National
DFDS Yamaha Past Masters
RACE 9 - GRID (10 Laps)

ROW 11	33		32	60 Daniel GOUGH	31	23 Zak PERRIN
ROW 10	30	99 Paul FIRTH 1:38.212	29	77 Adam COLLINS 1:33.176	28	67 Mark BAILEY 1:31.668
ROW 9	27	25 Stephen WIMBLE 1:30.018	26	28 Liam McCARTER	25	100 Mark PRATLEY 1:29.591
ROW 8	24	62 David PATERSON 1:29.206	23	36 Phil ZANUTTO 1:28.370	22	46 Kevin MARSHALL 1:26.801
ROW 7	21	42 Martin PEARSON 1:26.658	20	73 Colvin TURNER 1:26.465	19	69 Mark ELLERAY 1:26.367
ROW 6	18	333 Mark STUBBERFIELD 1:26.182	17	34 Dave HARVIEK 1:24.418	16	72 John HAMILTON 1:24.156
ROW 5	15	26 Damian LEE 1:23.587	14	92 Andrew MOOK 1:22.666	13	8 David BALL 1:22.528
ROW 4	12	361 Ryan WHITEHALL 1:22.496	11	88 Michael STANLEY 1:22.459	10	57 Geoff MOOK 1:21.037
ROW 3	9	15 Billy PERKINS 1:20.782	8	27 Richard HAYWARD 1:20.772	7	61 Paul WELCH 1:20.546
ROW 2	6	74 Paul WHITBY 1:20.371	5	30 Alan COOPER 1:18.381	4	51 Kevin WHOLEY 1:18.015
ROW 1	3	13 Doug EDMONDSON 1:17.838	2	75 Anthony JOHNSON 1:17.828	1	19 Peter BRANTON 1:17.482
Pole						

Donington Park National: 1.9790 miles

These results are provisional until the conclusion of any judicial and technical matters.

Clerk Of Course :	Stewards :	Timekeeper : <i>Craig Smith</i>
-------------------	------------	------------------------------------

 Results can be found at www.tsl-timing.com

Printed - 17:31 Saturday, 03 September 2022



BMCRC - MRO Championships 2022 - Rnd 8 @ Donington Park National

DFDS Yamaha Past Masters

RACE 9 - CLASSIFICATION

POS	NO	CL	PIC NAME	ENTRY	LAPS	TIME	GAP	DIFF	MPH	BEST	ON
1	75		1 Anthony JOHNSON	Yamaha TZR250 - INTA MOTORCYCLE SERVICES	10	13:08.381			90.19	1:18.151	5
2	19		2 Peter BRANTON	Yamaha TZR250 - Exactweld Racing	10	13:10.266	1.885	1.885	89.98	1:17.833	7
3	13		3 Doug EDMONDSON	Yamaha TZR250 - Stan Stephens Tuning	10	13:10.675	2.294	0.409	89.93	1:18.085	7
4	51		4 Kevin WHOLEY	Yamaha TZR250 - Twistgrip Motorcycles	10	13:11.020	2.639	0.345	89.89	1:17.775	7
5	61		5 Paul WELCH	Yamaha TZR250 -	10	13:37.260	28.879	26.240	87.01	1:20.702	3
6	74		6 Paul WHITBY	Yamaha TZR250 - Greybridge Ltd	10	13:37.576	29.195	0.316	86.97	1:20.730	3
7	57		7 Geoff MOOK	Yamaha TZR250 -	10	13:43.912	35.531	6.336	86.30	1:20.493	9
8	15		8 Billy PERKINS	Yamaha TZR250 - Ashford tarmac / Barking mad ab	10	13:47.681	39.300	3.769	85.91	1:21.623	8
9	92	C	1 Andrew MOOK	Yamaha TZR250 -	10	13:55.007	46.626	7.326	85.16	1:22.029	9
10	8		9 David BALL	Yamaha TZR250 - Gardiner Page and Roe pension	10	13:55.201	46.820	0.194	85.14	1:21.691	4
11	361		10 Ryan WHITEHALL	Yamaha TZR250 - WR Racing	10	14:05.134	56.753	9.933	84.14	1:23.511	2
12	27		11 Richard HAYWARD	Yamaha TZR250 - Hazel Motors/ Gforce	10	14:08.337	59.956	3.203	83.82	1:20.959	4
13	72	C	2 John HAMILTON	Yamaha TZR250 - LW Racing	10	14:09.313	1:00.932	0.976	83.72	1:22.994	2
14	70		12 Andrew BURSCOUGH	Yamaha YPVS 350 - Apollo/Merlin/Abbey/Martitaniur	10	14:15.411	1:07.030	6.098	83.12	1:23.468	9
15	26	C	3 Damian LEE	Yamaha TZR250 - Leed Autos	10	14:15.909	1:07.528	0.498	83.08	1:23.846	2
16	333	C	4 Mark STUBBERFIELD	Yamaha TZR250 - Polished concrete London	9	13:11.653	1 Lap	1 Lap	80.82	1:26.042	3
17	69	C	5 Mark ELLERAY	Yamaha TZR250 - Abbot Solutions Ltd	9	13:16.155	1 Lap	4.502	80.36	1:26.634	8
18	42	C	6 Martin PEARSON	Yamaha TZR250 -	9	13:18.678	1 Lap	2.523	80.11	1:27.194	5
19	34		13 Dave HARVIEK	Yamaha TZR 250 -	9	13:27.889	1 Lap	9.211	79.20	1:28.401	9
20	36	R	1 Phil ZANUTTO	Yamaha TZR250 -	9	13:28.021	1 Lap	0.132	79.18	1:28.201	4
21	62	C	7 David PATERSON	Yamaha TZR 2MA - The love of a good woman	9	13:28.447	1 Lap	0.426	79.14	1:27.894	5
22	46		14 Kevin MARSHALL	Yamaha TZR250 - Stacey Processing	9	13:28.564	1 Lap	0.117	79.13	1:28.478	4
23	28		15 Liam McCARTER	Yamaha TZR250 - Katie McCarter	9	13:28.819	1 Lap	0.255	79.10	1:27.971	4
24	100	R	2 Mark PRATLEY	Yamaha TZR250 - www.ypmrc.co.uk	9	13:44.852	1 Lap	16.033	77.57	1:30.226	2
25	25	C	8 Stephen WIMBLE	Yamaha TZR250 - S.B.W Contractor	9	13:54.650	1 Lap	9.798	76.66	1:30.586	3
26	77	R	3 Adam COLLINS	Yamaha TZR250 - 2 Cows Racing	9	14:22.826	1 Lap	28.176	74.15	1:34.394	7
27	99	C	9 Paul FIRTH	Yamaha TZR250 - Joanne Porter	9	14:31.347	1 Lap	8.521	73.43	1:33.757	9

NOT CLASSIFIED

DNF	30		Alan COOPER	Yamaha TZR250 - Twistgrip Motorcycles	5	6:37.836	5 Laps	4 Laps	89.19	1:17.899	5
DNF	73	C	Colvin TURNER	Yamaha TZR250 -	5	7:57.543	5 Laps	1:19.707	74.31	1:26.387	3

FASTEST LAP

	51		Kevin WHOLEY	Yamaha TZR250 - Twistgrip Motorcycles	7	1:17.775			91.60 mph	147.42 kph
	92	C	Andrew MOOK	Yamaha TZR250 -	9	1:22.029			86.85 mph	139.77 kph
	36	R	Phil ZANUTTO	Yamaha TZR250 -	4	1:28.201			80.77 mph	129.99 kph

Class - 92.5% of Race Speed = 83.42 mph
 Class C - 92.5% of Race Speed = 78.77 mph
 Class R - 92.5% of Race Speed = 73.24 mph

Weather / Track : Bright / Dry

These results are provisional until the conclusion of any judicial and technical matters.

Race Distance: 10 Laps / 19.79 miles
 Donington Park National: 1.9790 miles
 Date: 04/09/2022 Start: 12:17 Finish: 12:30

Clerk Of Course :	Stewards :	Timekeeper : <i>Craig Smith</i>
-------------------	------------	------------------------------------

Results can be found at www.tsl-timing.com

Printed - 12:34 Sunday, 04 September 2022



BMCRC - MRO Championships 2022 - Rnd 8 @ Donington Park National

DFDS Yamaha Past Masters

RACE 9 - LAP CHART

LAP 1 @ 12:19:08.945

NO	BEHIND	LAP TIME
19		1:22.168
75	0.240	1:22.408
51	0.733	1:22.901
13	1.158	1:23.326
30	1.238	1:23.406
74	2.967	1:25.135
61	3.109	1:25.277
15	4.027	1:26.195
27	7.131	1:29.299
361	7.268	1:29.436
57	7.349	1:29.517
8	7.459	1:29.627
92	7.669	1:29.837
72	8.523	1:30.691
26	8.919	1:31.087
333	9.331	1:31.499
70	9.766	1:31.934
73	10.255	1:32.423
42	12.856	1:35.024
69	13.143	1:35.311
34	13.756	1:35.924
46	13.925	1:36.093
28	14.289	1:36.457
36	14.588	1:36.756
62	14.880	1:37.048
25	15.770	1:37.938
100	16.322	1:38.490
77	20.863	1:43.031
99	23.422	1:45.590

LAP 2 @ 12:20:27.990

NO	BEHIND	LAP TIME
19		1:19.045
75	0.342	1:19.147
13	0.834	1:18.721
51	0.927	1:19.239
30	1.316	1:19.123
61	5.910	1:21.846
74	6.711	1:22.789
15	7.674	1:22.692
57	10.098	1:21.794
27	10.358	1:22.272
8	10.616	1:22.202
92	11.547	1:22.923
361	11.734	1:23.511
72	12.472	1:22.994
26	13.720	1:23.846
70	15.787	1:25.066
333	17.224	1:26.938
73	17.702	1:26.492
69	22.065	1:27.967
42	22.637	1:28.826
34	24.021	1:29.310
28	24.369	1:29.125
46	24.394	1:29.514
36	24.702	1:29.159
62	25.362	1:29.527
100	27.503	1:30.226
25	27.912	1:31.187
77	36.306	1:34.488
99	41.207	1:36.830

Weather / Track : Bright / Dry

Results can be found at www.tsl-timing.com

LAP 3 @ 12:21:46.908

NO	BEHIND	LAP TIME
75		1:18.576
19	0.474	1:19.392
13	0.703	1:18.787
51	0.967	1:18.958
30	1.194	1:18.796
61	7.694	1:20.702
74	8.523	1:20.730
15	11.273	1:22.517
27	12.880	1:21.440
57	13.045	1:21.865
8	14.014	1:22.316
92	15.263	1:22.634
361	16.352	1:23.536
72	17.032	1:23.478
26	20.101	1:25.299
70	22.627	1:25.758
333	24.348	1:26.042
73	25.171	1:26.387
69	30.951	1:27.804
42	31.714	1:27.995
34	34.184	1:29.081
36	34.389	1:28.605
46	35.001	1:29.525
28	35.255	1:29.804
62	36.000	1:29.556
100	38.819	1:30.234
25	39.580	1:30.586
77	53.181	1:35.793
99	59.880	1:37.591

LAP 4 @ 12:23:05.277

NO	BEHIND	LAP TIME
75		1:18.369
19	0.187	1:18.082
13	0.748	1:18.414
51	0.861	1:18.263
30	1.437	1:18.612
61	10.031	1:20.706
74	11.160	1:21.006
15	15.271	1:22.367
27	15.470	1:20.959
57	15.657	1:20.981
8	17.336	1:21.691
92	19.271	1:22.377
361	21.617	1:23.634
72	22.701	1:24.038
26	26.503	1:24.771
70	29.231	1:24.973
333	33.199	1:27.220
73	36.891	1:30.089
69	39.631	1:27.049
42	41.633	1:28.288
36	44.221	1:28.201
28	44.857	1:27.971
34	44.972	1:29.157
46	45.110	1:28.478
62	47.012	1:29.381
100	51.675	1:31.225
25	53.364	1:32.153
77	1:09.832	1:35.020
99	1:16.568	1:35.057

LAP 5 @ 12:24:23.428

NO	BEHIND	LAP TIME
75		1:18.151
13	0.916	1:18.319
19	0.950	1:18.914
51	1.041	1:18.331
30	1.185	1:17.899
61	13.186	1:21.306
74	13.995	1:20.986
27	19.450	1:22.131
15	19.584	1:22.464
57	19.766	1:22.260
8	21.482	1:22.297
92	23.720	1:22.600
361	27.298	1:23.832
72	29.210	1:24.660
26	33.200	1:24.848
70	36.176	1:25.096
333	42.836	1:27.788
69	49.342	1:27.862
42	50.676	1:27.194
36	55.129	1:29.059
34	56.067	1:29.246
46	56.192	1:29.233
28	56.637	1:29.931
62	56.755	1:27.894
100	1:04.778	1:31.254
25	1:07.732	1:32.519

LAP 6 @ 12:25:41.891

NO	BEHIND	LAP TIME
75		1:18.463
13	0.675	1:18.222
19	1.028	1:18.541
51	1.475	1:18.897
73	1 Lap	2:02.152 P
77	1 Lap	1:35.545
99	1 Lap	1:36.126
61	16.183	1:21.460
74	16.449	1:20.917
15	23.055	1:21.934
27	23.317	1:22.330
57	23.667	1:22.364
8	26.058	1:23.039
92	28.202	1:22.945
361	32.726	1:23.891
72	35.795	1:25.048
26	40.293	1:25.556
70	42.853	1:25.140
333	53.448	1:29.075
69	58.772	1:27.893
42	1:00.716	1:28.503
36	1:05.592	1:28.926
34	1:06.967	1:29.363
46	1:07.075	1:29.346
62	1:07.393	1:29.101
28	1:08.101	1:29.927
100	1:17.473	1:31.158

LAP 7 @ 12:27:00.047

NO	BEHIND	LAP TIME
75		1:18.156
13	0.604	1:18.085
19	0.705	1:17.833

51	1.094	1:17.775
25	1 Lap	1:32.871
74	19.961	1:21.668
61	20.002	1:21.975
77	1 Lap	1:34.504
27	27.169	1:22.008
57	27.405	1:21.894
15	28.255	1:23.356
8	31.355	1:23.453
92	33.372	1:23.326
99	1 Lap	1:36.696
361	38.795	1:24.225
72	42.435	1:24.796
26	46.675	1:24.538
70	50.095	1:25.398
333	1:03.186	1:27.894
69	1:07.959	1:27.343
42	1:10.536	1:27.976
36	1:16.448	1:29.012
34	1:17.502	1:28.691
62	1:17.622	1:28.385
46	1:17.754	1:28.835

LAP 8 @ 12:28:18.330

NO	BEHIND	LAP TIME
75		1:18.283
28	1 Lap	1:28.534
19	0.321	1:17.899
13	0.809	1:18.488
51	0.906	1:18.095
100	1 Lap	1:31.280
25	1 Lap	1:32.442
74	23.385	1:21.707
61	23.486	1:21.767
57	30.275	1:21.153
27	30.601	1:21.715
15	31.595	1:21.623
8	36.311	1:23.239
92	38.154	1:23.065
77	1 Lap	1:34.394
361	44.887	1:24.375
72	49.671	1:25.519
99	1 Lap	1:35.246
26	53.373	1:24.981
70	56.619	1:24.807
333	1:12.500	1:27.597
69	1:16.310	1:26.634

LAP 9 @ 12:29:36.654

NO	BEHIND	LAP TIME
75		1:18.324
19	0.941	1:18.944
13	1.240	1:18.755
51	1.341	1:18.759
42	1 Lap	1:27.573
36	1 Lap	1:29.242
34	1 Lap	1:28.716
62	1 Lap	1:28.699
46	1 Lap	1:28.979
28	1 Lap	1:28.740
100	1 Lap	1:30.737
61	26.489	1:21.327
74	26.827	1:21.766
25	1 Lap	1:32.433
57	32.444	1:20.493

15	35.156	1:21.885
8	41.531	1:23.544
92	41.859	1:22.029
361	50.958	1:24.395
27	55.206	1:42.929
72	55.681	1:24.334
77	1 Lap	1:35.078
26	1:00.658	1:25.609
70	1:01.763	1:23.468
99	1 Lap	1:34.454

LAP 10 @ 12:30:55.158

NO	BEHIND	LAP TIME
75		1:18.504
19	1.885	1:19.448
13	2.294	1:19.558
51	2.639	1:19.802
333	1 Lap	1:27.600
69	1 Lap	1:28.292
42	1 Lap	1:27.299
34	1 Lap	1:28.401
36	1 Lap	1:29.061
62	1 Lap	1:28.856
46	1 Lap	1:28.561
28	1 Lap	1:28.330
61	28.879	1:20.894
74	29.195	1:20.872
57	35.531	1:21.591
100	1 Lap	1:30.248
15	39.300	1:22.648
25	1 Lap	1:32.521
92	46.626	1:23.271
8	46.820	1:23.793
361	56.753	1:24.299
27	59.956	1:23.254
72	1:00.932	1:23.755
70	1:07.030	1:23.771
26	1:07.528	1:25.374
77	1 Lap	1:34.973
99	1 Lap	1:33.757

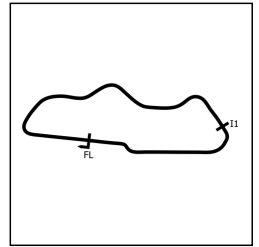
Donington Park National: 1.9790 miles
Date: 04/09/2022 Start: 12:17 Finish: 12:30

Printed - 12:34 Sunday, 04 September 2022

BMCRC - MRO Championships 2022 - Rnd 8 @ Donington Park National

DFDS Yamaha Past Masters

RACE 9 - SECTOR ANALYSIS



SECTOR 1 = FL to I1, SECTOR 2 = I1 to FL, DIFF = Difference To Personal Best Lap, P = Crossed Finish Line in Pit Lane, D = Time Disallowed

P1 75		Anthony JOHNSON		Yamaha TZR250 - INTA MOTORCYCLE SERVICES LTD			
IDEAL LAP TIME : 1:17.786		BEST LAP TIME : 1:18.151		DIFFERENCE : 0.365			
LAP	SECTOR 1	SECTOR 2	LAP TIME	MPH	DIFF	TIME OF DAY	
1 -		28.025	1:22.408	86.45	4.257	12:19:09.185	
2 -	51.417	27.730	1:19.147	90.01	0.996	12:20:28.332	
3 -	51.019	27.557	1:18.576	90.67	0.425	12:21:46.908	
4 -	50.782	27.587	1:18.369	90.91	0.218	12:23:05.277	
5 -	50.748	27.403	1:18.151 (1)	91.16		12:24:23.428	
6 -	50.860	27.603	1:18.463	90.80	0.312	12:25:41.891	
7 -	50.383	27.773	1:18.156 (2)	91.15	0.005	12:27:00.047	
8 -	50.620	27.663	1:18.283 (3)	91.01	0.132	12:28:18.330	
9 -	50.747	27.577	1:18.324	90.96	0.173	12:29:36.654	
10 -	50.980	27.524	1:18.504	90.75	0.353	12:30:55.158	

P2 19		Peter BRANTON		Yamaha TZR250 - Exactweld Racing			
IDEAL LAP TIME : 1:17.712		BEST LAP TIME : 1:17.833		DIFFERENCE : 0.121			
LAP	SECTOR 1	SECTOR 2	LAP TIME	MPH	DIFF	TIME OF DAY	
1 -		27.446	1:22.168	86.70	4.335	12:19:08.945	
2 -	51.551	27.494	1:19.045	90.13	1.212	12:20:27.990	
3 -	51.724	27.668	1:19.392	89.74	1.559	12:21:47.382	
4 -	50.721	27.361	1:18.082 (3)	91.24	0.249	12:23:05.464	
5 -	51.187	27.727	1:18.914	90.28	1.081	12:24:24.378	
6 -	51.269	27.272	1:18.541	90.71	0.708	12:25:42.919	
7 -	50.629	27.204	1:17.833 (1)	91.53		12:27:00.752	
8 -	50.816	27.083	1:17.899 (2)	91.45	0.066	12:28:18.651	
9 -	50.842	28.102	1:18.944	90.24	1.111	12:29:37.595	
10 -	51.592	27.856	1:19.448	89.67	1.615	12:30:57.043	

P3 13		Doug EDMONDSON		Yamaha TZR250 - Stan Stephens Tuning			
IDEAL LAP TIME : 1:17.923		BEST LAP TIME : 1:18.085		DIFFERENCE : 0.162			
LAP	SECTOR 1	SECTOR 2	LAP TIME	MPH	DIFF	TIME OF DAY	
1 -		28.225	1:23.326	85.50	5.241	12:19:10.103	
2 -	50.926	27.795	1:18.721	90.50	0.636	12:20:28.824	
3 -	51.037	27.750	1:18.787	90.42	0.702	12:21:47.611	
4 -	50.739	27.675	1:18.414	90.85	0.329	12:23:06.025	
5 -	50.587	27.732	1:18.319 (3)	90.96	0.234	12:24:24.344	
6 -	50.772	27.450	1:18.222 (2)	91.08	0.137	12:25:42.566	
7 -	50.593	27.492	1:18.085 (1)	91.24		12:27:00.651	
8 -	51.152	27.336	1:18.488	90.77	0.403	12:28:19.139	
9 -	50.987	27.768	1:18.755	90.46	0.670	12:29:37.894	
10 -	51.599	27.959	1:19.558	89.55	1.473	12:30:57.452	

P4 51		Kevin WHOLEY		Yamaha TZR250 - Twistgrip Motorcycles			
IDEAL LAP TIME : 1:17.599		BEST LAP TIME : 1:17.775		DIFFERENCE : 0.176			
LAP	SECTOR 1	SECTOR 2	LAP TIME	MPH	DIFF	TIME OF DAY	
1 -		27.454	1:22.901	85.94	5.126	12:19:09.678	
2 -	51.183	28.056	1:19.239	89.91	1.464	12:20:28.917	
3 -	51.098	27.860	1:18.958	90.23	1.183	12:21:47.875	
4 -	50.936	27.327	1:18.263 (3)	91.03	0.488	12:23:06.138	
5 -	50.807	27.524	1:18.331	90.95	0.556	12:24:24.469	
6 -	51.505	27.392	1:18.897	90.30	1.122	12:25:43.366	
7 -	50.421	27.354	1:17.775 (1)	91.60		12:27:01.141	
8 -	50.917	27.178	1:18.095 (2)	91.23	0.320	12:28:19.236	
9 -	51.228	27.531	1:18.759	90.46	0.984	12:29:37.995	
10 -	51.301	28.501	1:19.802	89.27	2.027	12:30:57.797	

BMCRC - MRO Championships 2022 - Rnd 8 @ Donington Park National

DFDS Yamaha Past Masters

RACE 9 - SECTOR ANALYSIS



SECTOR 1 = FL to I1, SECTOR 2 = I1 to FL, DIFF = Difference To Personal Best Lap, P = Crossed Finish Line in Pit Lane, D = Time Disallowed

P5 61 Paul WELCH		Yamaha TZR250 -				
IDEAL LAP TIME : 1:20.469		BEST LAP TIME : 1:20.702		DIFFERENCE : 0.233		
LAP	SECTOR 1	SECTOR 2	LAP TIME	MPH	DIFF	TIME OF DAY
1 -		28.656	1:25.277	83.54	4.575	12:19:12.054
2 -	52.768	29.078	1:21.846	87.04	1.144	12:20:33.900
3 -	52.436	28.266	1:20.702 (1)	88.28		12:21:54.602
4 -	52.312	28.394	1:20.706 (2)	88.27	0.004	12:23:15.308
5 -	52.203	29.103	1:21.306	87.62	0.604	12:24:36.614
6 -	52.637	28.823	1:21.460	87.46	0.758	12:25:58.074
7 -	52.653	29.322	1:21.975	86.91	1.273	12:27:20.049
8 -	53.065	28.702	1:21.767	87.13	1.065	12:28:41.816
9 -	52.926	28.401	1:21.327	87.60	0.625	12:30:03.143
10 -	52.486	28.408	1:20.894 (3)	88.07	0.192	12:31:24.037

P6 74 Paul WHITBY		Yamaha TZR250 - Greybridge Ltd				
IDEAL LAP TIME : 1:20.583		BEST LAP TIME : 1:20.730		DIFFERENCE : 0.147		
LAP	SECTOR 1	SECTOR 2	LAP TIME	MPH	DIFF	TIME OF DAY
1 -		28.767	1:25.135	83.68	4.405	12:19:11.912
2 -	53.102	29.687	1:22.789	86.05	2.059	12:20:34.701
3 -	52.267	28.463	1:20.730 (1)	88.25		12:21:55.431
4 -	52.120	28.886	1:21.006	87.95	0.276	12:23:16.437
5 -	52.259	28.727	1:20.986	87.97	0.256	12:24:37.423
6 -	52.328	28.589	1:20.917 (3)	88.04	0.187	12:25:58.340
7 -	52.581	29.087	1:21.668	87.23	0.938	12:27:20.008
8 -	52.849	28.858	1:21.707	87.19	0.977	12:28:41.715
9 -	53.120	28.646	1:21.766	87.13	1.036	12:30:03.481
10 -	52.350	28.522	1:20.872 (2)	88.09	0.142	12:31:24.353

P7 57 Geoff MOOK		Yamaha TZR250 -				
IDEAL LAP TIME : 1:20.493		BEST LAP TIME : 1:20.493		DIFFERENCE : 0.000		
LAP	SECTOR 1	SECTOR 2	LAP TIME	MPH	DIFF	TIME OF DAY
1 -		29.162	1:29.517	79.58	9.024	12:19:16.294
2 -	53.051	28.743	1:21.794	87.10	1.301	12:20:38.088
3 -	52.899	28.966	1:21.865	87.02	1.372	12:21:59.953
4 -	52.675	28.306	1:20.981 (2)	87.97	0.488	12:23:20.934
5 -	53.597	28.663	1:22.260	86.61	1.767	12:24:43.194
6 -	53.272	29.092	1:22.364	86.50	1.871	12:26:05.558
7 -	53.360	28.534	1:21.894	86.99	1.401	12:27:27.452
8 -	52.913	28.240	1:21.153 (3)	87.79	0.660	12:28:48.605
9 -	52.338	28.155	1:20.493 (1)	88.51		12:30:09.098
10 -	52.606	28.985	1:21.591	87.32	1.098	12:31:30.689

P8 15 Billy PERKINS		Yamaha TZR250 - Ashford tarmac / Barking mad about Animals				
IDEAL LAP TIME : 1:21.623		BEST LAP TIME : 1:21.623		DIFFERENCE : 0.000		
LAP	SECTOR 1	SECTOR 2	LAP TIME	MPH	DIFF	TIME OF DAY
1 -		28.928	1:26.195	82.65	4.572	12:19:12.972
2 -	53.898	28.794	1:22.692	86.15	1.069	12:20:35.664
3 -	53.596	28.921	1:22.517	86.34	0.894	12:21:58.181
4 -	53.434	28.933	1:22.367	86.49	0.744	12:23:20.548
5 -	53.424	29.040	1:22.464	86.39	0.841	12:24:43.012
6 -	53.182	28.752	1:21.934 (3)	86.95	0.311	12:26:04.946
7 -	54.608	28.748	1:23.356	85.47	1.733	12:27:28.302
8 -	53.058	28.565	1:21.623 (1)	87.28		12:28:49.925
9 -	53.156	28.729	1:21.885 (2)	87.00	0.262	12:30:11.810
10 -	53.896	28.752	1:22.648	86.20	1.025	12:31:34.458

BMCR - MRO Championships 2022 - Rnd 8 @ Donington Park National

DFDS Yamaha Past Masters

RACE 9 - SECTOR ANALYSIS



SECTOR 1 = FL to I1, SECTOR 2 = I1 to FL, DIFF = Difference To Personal Best Lap, P = Crossed Finish Line in Pit Lane, D = Time Disallowed

P9		92 C		Andrew MOOK		Yamaha TZR250 -	
IDEAL LAP TIME : 1:22.029		BEST LAP TIME : 1:22.029		DIFFERENCE : 0.000			
LAP	SECTOR 1	SECTOR 2	LAP TIME	MPH	DIFF	TIME OF DAY	
1 -		29.260	1:29.837	79.30	7.808	12:19:16.614	
2 -	54.158	28.765	1:22.923	85.91	0.894	12:20:39.537	
3 -	53.699	28.935	1:22.634	86.21	0.605	12:22:02.171	
4 -	53.646	28.731	1:22.377 (2)	86.48	0.348	12:23:24.548	
5 -	53.624	28.976	1:22.600 (3)	86.25	0.571	12:24:47.148	
6 -	53.788	29.157	1:22.945	85.89	0.916	12:26:10.093	
7 -	53.664	29.662	1:23.326	85.50	1.297	12:27:33.419	
8 -	53.979	29.086	1:23.065	85.77	1.036	12:28:56.484	
9 -	53.344	28.685	1:22.029 (1)	86.85		12:30:18.513	
10 -	54.180	29.091	1:23.271	85.55	1.242	12:31:41.784	

P10		8		David BALL		Yamaha TZR250 - Gardiner Page and Roe pension consultants	
IDEAL LAP TIME : 1:21.691		BEST LAP TIME : 1:21.691		DIFFERENCE : 0.000			
LAP	SECTOR 1	SECTOR 2	LAP TIME	MPH	DIFF	TIME OF DAY	
1 -		29.556	1:29.627	79.49	7.936	12:19:16.404	
2 -	53.441	28.761	1:22.202 (2)	86.67	0.511	12:20:38.606	
3 -	53.444	28.872	1:22.316	86.55	0.625	12:22:00.922	
4 -	53.051	28.640	1:21.691 (1)	87.21		12:23:22.613	
5 -	53.568	28.729	1:22.297 (3)	86.57	0.606	12:24:44.910	
6 -	53.841	29.198	1:23.039	85.79	1.348	12:26:07.949	
7 -	54.214	29.239	1:23.453	85.37	1.762	12:27:31.402	
8 -	54.172	29.067	1:23.239	85.59	1.548	12:28:54.641	
9 -	54.053	29.491	1:23.544	85.28	1.853	12:30:18.185	
10 -	54.714	29.079	1:23.793	85.02	2.102	12:31:41.978	

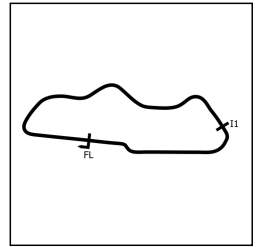
P11		361		Ryan WHITEHALL		Yamaha TZR250 - WR Racing	
IDEAL LAP TIME : 1:23.225		BEST LAP TIME : 1:23.511		DIFFERENCE : 0.286			
LAP	SECTOR 1	SECTOR 2	LAP TIME	MPH	DIFF	TIME OF DAY	
1 -		29.733	1:29.436	79.66	5.925	12:19:16.213	
2 -	54.244	29.267	1:23.511 (1)	85.31		12:20:39.724	
3 -	54.489	29.047	1:23.536 (2)	85.28	0.025	12:22:03.260	
4 -	54.357	29.277	1:23.634 (3)	85.18	0.123	12:23:26.894	
5 -	54.563	29.269	1:23.832	84.98	0.321	12:24:50.726	
6 -	54.572	29.319	1:23.891	84.92	0.380	12:26:14.617	
7 -	54.675	29.550	1:24.225	84.59	0.714	12:27:38.842	
8 -	55.062	29.313	1:24.375	84.44	0.864	12:29:03.217	
9 -	55.207	29.188	1:24.395	84.42	0.884	12:30:27.612	
10 -	54.178	30.121	1:24.299	84.51	0.788	12:31:51.911	

P12		27		Richard HAYWARD		Yamaha TZR250 - Hazel Motors/ Gforce	
IDEAL LAP TIME : 1:20.746		BEST LAP TIME : 1:20.959		DIFFERENCE : 0.213			
LAP	SECTOR 1	SECTOR 2	LAP TIME	MPH	DIFF	TIME OF DAY	
1 -		29.463	1:29.299	79.78	8.340	12:19:16.076	
2 -	53.458	28.814	1:22.272	86.59	1.313	12:20:38.348	
3 -	52.757	28.683	1:21.440 (2)	87.48	0.481	12:21:59.788	
4 -	52.424	28.535	1:20.959 (1)	88.00		12:23:20.747	
5 -	53.400	28.731	1:22.131	86.74	1.172	12:24:42.878	
6 -	52.949	29.381	1:22.330	86.53	1.371	12:26:05.208	
7 -	53.401	28.607	1:22.008	86.87	1.049	12:27:27.216	
8 -	53.393	28.322	1:21.715 (3)	87.18	0.756	12:28:48.931	
9 -	1:13.642	29.287	1:42.929	69.21	21.970	12:30:31.860	
10 -	53.765	29.489	1:23.254	85.57	2.295	12:31:55.114	

BMCRG - MRO Championships 2022 - Rnd 8 @ Donington Park National

DFDS Yamaha Past Masters

RACE 9 - SECTOR ANALYSIS



SECTOR 1 = FL to I1, SECTOR 2 = I1 to FL, DIFF = Difference To Personal Best Lap, P = Crossed Finish Line in Pit Lane, D = Time Disallowed

P13 72 C		John HAMILTON		Yamaha TRZ250 - LW Racing			
IDEAL LAP TIME : 1:22.802		BEST LAP TIME : 1:22.994		DIFFERENCE : 0.192			
LAP	SECTOR 1	SECTOR 2	LAP TIME	MPH	DIFF	TIME OF DAY	
1 -		29.722	1:30.691	78.55	7.697	12:19:17.468	
2 -	53.766	29.228	1:22.994 (1)	85.84		12:20:40.462	
3 -	54.341	29.137	1:23.478 (2)	85.34	0.484	12:22:03.940	
4 -	54.637	29.401	1:24.038	84.77	1.044	12:23:27.978	
5 -	55.366	29.294	1:24.660	84.15	1.666	12:24:52.638	
6 -	55.534	29.514	1:25.048	83.77	2.054	12:26:17.686	
7 -	55.106	29.690	1:24.796	84.02	1.802	12:27:42.482	
8 -	55.141	30.378	1:25.519	83.31	2.525	12:29:08.001	
9 -	55.298	29.036	1:24.334	84.48	1.340	12:30:32.335	
10 -	54.698	29.057	1:23.755 (3)	85.06	0.761	12:31:56.090	

P14 70		Andrew BURSCOUGH		Yamaha YPVS 350 - Apollo/Merlin/Abbey/Martitanium			
IDEAL LAP TIME : 1:23.468		BEST LAP TIME : 1:23.468		DIFFERENCE : 0.000			
LAP	SECTOR 1	SECTOR 2	LAP TIME	MPH	DIFF	TIME OF DAY	
1 -		29.962	1:31.934	77.49	8.466	12:19:18.711	
2 -	55.312	29.754	1:25.066	83.75	1.598	12:20:43.777	
3 -	55.549	30.209	1:25.758	83.07	2.290	12:22:09.535	
4 -	55.309	29.664	1:24.973	83.84	1.505	12:23:34.508	
5 -	55.508	29.588	1:25.096	83.72	1.628	12:24:59.604	
6 -	55.546	29.594	1:25.140	83.68	1.672	12:26:24.744	
7 -	55.462	29.936	1:25.398	83.42	1.930	12:27:50.142	
8 -	55.388	29.419	1:24.807 (3)	84.01	1.339	12:29:14.949	
9 -	54.408	29.060	1:23.468 (1)	85.35		12:30:38.417	
10 -	54.611	29.160	1:23.771 (2)	85.04	0.303	12:32:02.188	

P15 26 C		Damian LEE		Yamaha TZR250 - Leed Autos			
IDEAL LAP TIME : 1:23.225		BEST LAP TIME : 1:23.846		DIFFERENCE : 0.621			
LAP	SECTOR 1	SECTOR 2	LAP TIME	MPH	DIFF	TIME OF DAY	
1 -		30.366	1:31.087	78.21	7.241	12:19:17.864	
2 -	53.751	30.095	1:23.846 (1)	84.97		12:20:41.710	
3 -	55.670	29.629	1:25.299	83.52	1.453	12:22:07.009	
4 -	54.969	29.802	1:24.771 (3)	84.04	0.925	12:23:31.780	
5 -	55.374	29.474	1:24.848	83.96	1.002	12:24:56.628	
6 -	55.428	30.128	1:25.556	83.27	1.710	12:26:22.184	
7 -	54.719	29.819	1:24.538 (2)	84.27	0.692	12:27:46.722	
8 -	55.254	29.727	1:24.981	83.83	1.135	12:29:11.703	
9 -	56.089	29.520	1:25.609	83.22	1.763	12:30:37.312	
10 -	55.193	30.181	1:25.374	83.45	1.528	12:32:02.686	

P16 333 C		Mark STUBBERFIELD		Yamaha TZR250 - Polished concrete London			
IDEAL LAP TIME : 1:26.038		BEST LAP TIME : 1:26.042		DIFFERENCE : 0.004			
LAP	SECTOR 1	SECTOR 2	LAP TIME	MPH	DIFF	TIME OF DAY	
1 -		29.964	1:31.499	77.86	5.457	12:19:18.276	
2 -	57.071	29.867	1:26.938 (2)	81.95	0.896	12:20:45.214	
3 -	56.171	29.871	1:26.042 (1)	82.80		12:22:11.256	
4 -	56.623	30.597	1:27.220 (3)	81.68	1.178	12:23:38.476	
5 -	56.884	30.904	1:27.788	81.15	1.746	12:25:06.264	
6 -	57.551	31.524	1:29.075	79.98	3.033	12:26:35.339	
7 -	57.464	30.430	1:27.894	81.05	1.852	12:28:03.233	
8 -	57.009	30.588	1:27.597	81.33	1.555	12:29:30.830	
9 -	57.368	30.232	1:27.600	81.33	1.558	12:30:58.430	

BMCRC - MRO Championships 2022 - Rnd 8 @ Donington Park National

DFDS Yamaha Past Masters

RACE 9 - SECTOR ANALYSIS



SECTOR 1 = FL to I1, SECTOR 2 = I1 to FL, DIFF = Difference To Personal Best Lap, P = Crossed Finish Line in Pit Lane, D = Time Disallowed

P17 69 C		Mark ELLERAY		Yamaha TZR250 - Abbot Solutions Ltd			
IDEAL LAP TIME : 1:26.634		BEST LAP TIME : 1:26.634		DIFFERENCE : 0.000			
LAP	SECTOR 1	SECTOR 2	LAP TIME	MPH	DIFF	TIME OF DAY	
1 -		30.864	1:35.311	74.75	8.677	12:19:22.088	
2 -	57.029	30.938	1:27.967	80.99	1.333	12:20:50.055	
3 -	57.331	30.473	1:27.804	81.14	1.170	12:22:17.859	
4 -	56.440	30.609	1:27.049 (2)	81.84	0.415	12:23:44.908	
5 -	57.026	30.836	1:27.862	81.08	1.228	12:25:12.770	
6 -	56.608	31.285	1:27.893	81.06	1.259	12:26:40.663	
7 -	56.829	30.514	1:27.343 (3)	81.57	0.709	12:28:08.006	
8 -	56.273	30.361	1:26.634 (1)	82.23		12:29:34.640	
9 -	57.642	30.650	1:28.292	80.69	1.658	12:31:02.932	

P18 42 C		Martin PEARSON		Yamaha TZR250 -			
IDEAL LAP TIME : 1:26.961		BEST LAP TIME : 1:27.194		DIFFERENCE : 0.233			
LAP	SECTOR 1	SECTOR 2	LAP TIME	MPH	DIFF	TIME OF DAY	
1 -		31.166	1:35.024	74.97	7.830	12:19:21.801	
2 -	57.909	30.917	1:28.826	80.20	1.632	12:20:50.627	
3 -	57.323	30.672	1:27.995	80.96	0.801	12:22:18.622	
4 -	57.495	30.793	1:28.288	80.69	1.094	12:23:46.910	
5 -	56.803	30.391	1:27.194 (1)	81.71		12:25:14.104	
6 -	56.796	31.707	1:28.503	80.50	1.309	12:26:42.607	
7 -	57.598	30.378	1:27.976	80.98	0.782	12:28:10.583	
8 -	56.583	30.990	1:27.573 (3)	81.35	0.379	12:29:38.156	
9 -	56.729	30.570	1:27.299 (2)	81.61	0.105	12:31:05.455	

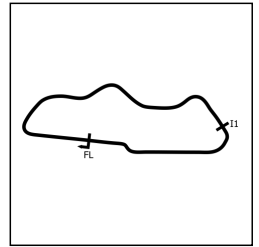
P19 34		Dave HARVIEK		Yamaha TZR 250 -			
IDEAL LAP TIME : 1:28.234		BEST LAP TIME : 1:28.401		DIFFERENCE : 0.167			
LAP	SECTOR 1	SECTOR 2	LAP TIME	MPH	DIFF	TIME OF DAY	
1 -		31.689	1:35.924	74.27	7.523	12:19:22.701	
2 -	57.822	31.488	1:29.310	79.77	0.909	12:20:52.011	
3 -	57.472	31.609	1:29.081	79.97	0.680	12:22:21.092	
4 -	57.139	32.018	1:29.157	79.91	0.756	12:23:50.249	
5 -	57.893	31.353	1:29.246	79.83	0.845	12:25:19.495	
6 -	57.834	31.529	1:29.363	79.72	0.962	12:26:48.858	
7 -	57.471	31.220	1:28.691 (2)	80.33	0.290	12:28:17.549	
8 -	57.263	31.453	1:28.716 (3)	80.30	0.315	12:29:46.265	
9 -	57.014	31.387	1:28.401 (1)	80.59		12:31:14.666	

P20 36 R		Phil ZANUTTO		Yamaha TZR250 -			
IDEAL LAP TIME : 1:28.078		BEST LAP TIME : 1:28.201		DIFFERENCE : 0.123			
LAP	SECTOR 1	SECTOR 2	LAP TIME	MPH	DIFF	TIME OF DAY	
1 -		31.123	1:36.756	73.63	8.555	12:19:23.533	
2 -	58.138	31.021	1:29.159	79.90	0.958	12:20:52.692	
3 -	58.205	30.400	1:28.605 (2)	80.40	0.404	12:22:21.297	
4 -	57.678	30.523	1:28.201 (1)	80.77		12:23:49.498	
5 -	58.285	30.774	1:29.059	79.99	0.858	12:25:18.557	
6 -	58.162	30.764	1:28.926 (3)	80.11	0.725	12:26:47.483	
7 -	58.233	30.779	1:29.012	80.04	0.811	12:28:16.495	
8 -	58.726	30.516	1:29.242	79.83	1.041	12:29:45.737	
9 -	57.923	31.138	1:29.061	79.99	0.860	12:31:14.798	

BMCRRC - MRO Championships 2022 - Rnd 8 @ Donington Park National

DFDS Yamaha Past Masters

RACE 9 - SECTOR ANALYSIS



SECTOR 1 = FL to I1, SECTOR 2 = I1 to FL, DIFF = Difference To Personal Best Lap, P = Crossed Finish Line in Pit Lane, D = Time Disallowed

P21 62 C		David PATERSON		Yamaha TZR 2MA - The love of a good woman			
IDEAL LAP TIME : 1:27.662		BEST LAP TIME : 1:27.894		DIFFERENCE : 0.232			
LAP	SECTOR 1	SECTOR 2	LAP TIME	MPH	DIFF	TIME OF DAY	
1 -		30.784	1:37.048	73.41	9.154	12:19:23.825	
2 -	58.730	30.797	1:29.527	79.58	1.633	12:20:53.352	
3 -	58.666	30.890	1:29.556	79.55	1.662	12:22:22.908	
4 -	58.987	30.394	1:29.381	79.71	1.487	12:23:52.289	
5 -	57.268	30.626	1:27.894 (1)	81.05		12:25:20.183	
6 -	57.780	31.321	1:29.101	79.96	1.207	12:26:49.284	
7 -	57.622	30.763	1:28.385 (2)	80.60	0.491	12:28:17.669	
8 -	57.763	30.936	1:28.699 (3)	80.32	0.805	12:29:46.368	
9 -	57.556	31.300	1:28.856	80.18	0.962	12:31:15.224	

P22 46		Kevin MARSHALL		Yamaha TZR250 - Stacey Processing			
IDEAL LAP TIME : 1:27.955		BEST LAP TIME : 1:28.478		DIFFERENCE : 0.523			
LAP	SECTOR 1	SECTOR 2	LAP TIME	MPH	DIFF	TIME OF DAY	
1 -		31.311	1:36.093	74.14	7.615	12:19:22.870	
2 -	57.951	31.563	1:29.514	79.59	1.036	12:20:52.384	
3 -	57.973	31.552	1:29.525	79.58	1.047	12:22:21.909	
4 -	57.935	30.543	1:28.478 (1)	80.52		12:23:50.387	
5 -	58.012	31.221	1:29.233	79.84	0.755	12:25:19.620	
6 -	58.142	31.204	1:29.346	79.74	0.868	12:26:48.966	
7 -	57.605	31.230	1:28.835 (3)	80.20	0.357	12:28:17.801	
8 -	58.041	30.938	1:28.979	80.07	0.501	12:29:46.780	
9 -	57.412	31.149	1:28.561 (2)	80.44	0.083	12:31:15.341	

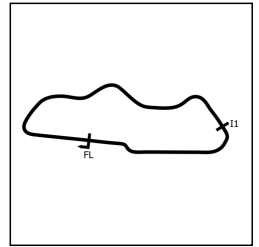
P23 28		Liam McCARTER		Yamaha TZR250 - Katie McCarter			
IDEAL LAP TIME : 1:27.630		BEST LAP TIME : 1:27.971		DIFFERENCE : 0.341			
LAP	SECTOR 1	SECTOR 2	LAP TIME	MPH	DIFF	TIME OF DAY	
1 -		31.375	1:36.457	73.86	8.486	12:19:23.234	
2 -	57.724	31.401	1:29.125	79.93	1.154	12:20:52.359	
3 -	57.572	32.232	1:29.804	79.33	1.833	12:22:22.163	
4 -	57.216	30.755	1:27.971 (1)	80.98		12:23:50.134	
5 -	58.763	31.168	1:29.931	79.22	1.960	12:25:20.065	
6 -	58.237	31.690	1:29.927	79.22	1.956	12:26:49.992	
7 -	58.120	30.414	1:28.534 (3)	80.47	0.563	12:28:18.526	
8 -	57.488	31.252	1:28.740	80.28	0.769	12:29:47.266	
9 -	57.573	30.757	1:28.330 (2)	80.65	0.359	12:31:15.596	

P24 100 R		Mark PRATLEY		Yamaha TZR250 - www.ypmrc.co.uk			
IDEAL LAP TIME : 1:29.826		BEST LAP TIME : 1:30.226		DIFFERENCE : 0.400			
LAP	SECTOR 1	SECTOR 2	LAP TIME	MPH	DIFF	TIME OF DAY	
1 -		31.511	1:38.490	72.33	8.264	12:19:25.267	
2 -	58.868	31.358	1:30.226 (1)	78.96		12:20:55.493	
3 -	58.701	31.533	1:30.234 (2)	78.95	0.008	12:22:25.727	
4 -	59.173	32.052	1:31.225	78.09	0.999	12:23:56.952	
5 -	59.390	31.864	1:31.254	78.07	1.028	12:25:28.206	
6 -	59.042	32.116	1:31.158	78.15	0.932	12:26:59.364	
7 -	59.154	32.126	1:31.280	78.05	1.054	12:28:30.644	
8 -	59.056	31.681	1:30.737	78.51	0.511	12:30:01.381	
9 -	58.468	31.780	1:30.248 (3)	78.94	0.022	12:31:31.629	

BMCR - MRO Championships 2022 - Rnd 8 @ Donington Park National

DFDS Yamaha Past Masters

RACE 9 - SECTOR ANALYSIS



SECTOR 1 = FL to I1, SECTOR 2 = I1 to FL, DIFF = Difference To Personal Best Lap, P = Crossed Finish Line in Pit Lane, D = Time Disallowed

P25 25 C		Stephen WIMBLE		Yamaha TZR250 - S.B.W Contractor			
IDEAL LAP TIME : 1:30.586		BEST LAP TIME : 1:30.586		DIFFERENCE : 0.000			
LAP	SECTOR 1	SECTOR 2	LAP TIME	MPH	DIFF	TIME OF DAY	
1 -		31.859	1:37.938	72.74	7.352	12:19:24.715	
2 -	59.261	31.926	1:31.187 (2)	78.13	0.601	12:20:55.902	
3 -	58.955	31.631	1:30.586 (1)	78.65		12:22:26.488	
4 -	59.978	32.175	1:32.153 (3)	77.31	1.567	12:23:58.641	
5 -	1:00.371	32.148	1:32.519	77.00	1.933	12:25:31.160	
6 -	59.800	33.071	1:32.871	76.71	2.285	12:27:04.031	
7 -	1:00.187	32.255	1:32.442	77.07	1.856	12:28:36.473	
8 -	59.861	32.572	1:32.433	77.07	1.847	12:30:08.906	
9 -	1:00.108	32.413	1:32.521	77.00	1.935	12:31:41.427	

P26 77 R		Adam COLLINS		Yamaha TZR250 - 2 Cows Racing			
IDEAL LAP TIME : 1:34.340		BEST LAP TIME : 1:34.394		DIFFERENCE : 0.054			
LAP	SECTOR 1	SECTOR 2	LAP TIME	MPH	DIFF	TIME OF DAY	
1 -		33.237	1:43.031	69.15	8.637	12:19:29.808	
2 -	1:01.608	32.880	1:34.488 (2)	75.40	0.094	12:21:04.296	
3 -	1:02.766	33.027	1:35.793	74.37	1.399	12:22:40.089	
4 -	1:02.259	32.761	1:35.020	74.98	0.626	12:24:15.109	
5 -	1:02.210	33.335	1:35.545	74.56	1.151	12:25:50.654	
6 -	1:01.670	32.834	1:34.504 (3)	75.38	0.110	12:27:25.158	
7 -	1:01.644	32.750	1:34.394 (1)	75.47		12:28:59.552	
8 -	1:01.913	33.165	1:35.078	74.93	0.684	12:30:34.630	
9 -	1:01.590	33.383	1:34.973	75.01	0.579	12:32:09.603	

P27 99 C		Paul FIRTH		Yamaha TZR250 - Joanne Porter			
IDEAL LAP TIME : 1:33.637		BEST LAP TIME : 1:33.757		DIFFERENCE : 0.120			
LAP	SECTOR 1	SECTOR 2	LAP TIME	MPH	DIFF	TIME OF DAY	
1 -		35.834	1:45.590	67.47	11.833	12:19:32.367	
2 -	1:03.517	33.313	1:36.830	73.57	3.073	12:21:09.197	
3 -	1:03.875	33.716	1:37.591	73.00	3.834	12:22:46.788	
4 -	1:02.246	32.811	1:35.057 (3)	74.95	1.300	12:24:21.845	
5 -	1:01.142	34.984	1:36.126	74.11	2.369	12:25:57.971	
6 -	1:02.409	34.287	1:36.696	73.68	2.939	12:27:34.667	
7 -	1:02.125	33.121	1:35.246	74.80	1.489	12:29:09.913	
8 -	1:01.403	33.051	1:34.454 (2)	75.42	0.697	12:30:44.367	
9 -	1:00.826	32.931	1:33.757 (1)	75.99		12:32:18.124	

P28 30		Alan COOPER		Yamaha TZR250 - Twistgrip Motorcycles			
IDEAL LAP TIME : 1:17.887		BEST LAP TIME : 1:17.899		DIFFERENCE : 0.012			
LAP	SECTOR 1	SECTOR 2	LAP TIME	MPH	DIFF	TIME OF DAY	
1 -		27.717	1:23.406	85.42	5.507	12:19:10.183	
2 -	51.431	27.692	1:19.123	90.04	1.224	12:20:29.306	
3 -	51.230	27.566	1:18.796 (3)	90.41	0.897	12:21:48.102	
4 -	51.331	27.281	1:18.612 (2)	90.63	0.713	12:23:06.714	
5 -	50.606	27.293	1:17.899 (1)	91.45		12:24:24.613	

P29 73 C		Colvin TURNER		Yamaha TZR250 -			
IDEAL LAP TIME : 1:25.994		BEST LAP TIME : 1:26.387		DIFFERENCE : 0.393			
LAP	SECTOR 1	SECTOR 2	LAP TIME	MPH	DIFF	TIME OF DAY	
1 -		30.537	1:32.423	77.08	6.036	12:19:19.200	
2 -	55.782	30.710	1:26.492 (2)	82.37	0.105	12:20:45.692	
3 -	56.175	30.212	1:26.387 (1)	82.47		12:22:12.079	
4 -	58.303	31.786	1:30.089 (3)	79.08	3.702	12:23:42.168	
5 -	57.627	IN PIT	2:02.152 P	58.32	35.765	12:25:44.320	

BMCRC - MRO Championships 2022 - Rnd 8 @ Donington Park National

DFDS Yamaha Past Masters

RACE 9 - BEST SECTORS

SECTOR 1			SECTOR 2			IDEAL / BEST COMPARISON						
POS	NO	NAME	TIME	NO	NAME	TIME	POS	NO	NAME	IDEAL	BEST	DIFF
									PERFECT LAP	1:17.466		
1	75	JOHNSON	50.383	19	BRANTON	27.083	1	51	WHOLEY	1:17.599	1:17.775	0.176
2	51	WHOLEY	50.421	51	WHOLEY	27.178	2	19	BRANTON	1:17.712	1:17.833	0.121
3	13	EDMONDSON	50.587	30	COOPER	27.281	3	75	JOHNSON	1:17.786	1:18.151	0.365
4	30	COOPER	50.606	13	EDMONDSON	27.336	4	30	COOPER	1:17.887	1:17.899	0.012
5	19	BRANTON	50.629	75	JOHNSON	27.403	5	13	EDMONDSON	1:17.923	1:18.085	0.162
6	74	WHITBY	52.120	57	MOOK	28.155	6	61	WELCH	1:20.469	1:20.702	0.233
7	61	WELCH	52.203	61	WELCH	28.266	7	57	MOOK	1:20.493	1:20.493	0.000
8	57	MOOK	52.338	27	HAYWARD	28.322	8	74	WHITBY	1:20.583	1:20.730	0.147
9	27	HAYWARD	52.424	74	WHITBY	28.463	9	27	HAYWARD	1:20.746	1:20.959	0.213
10	8	BALL	53.051	15	PERKINS	28.565	10	15	PERKINS	1:21.623	1:21.623	0.000
11	15	PERKINS	53.058	8	BALL	28.640	11	8	BALL	1:21.691	1:21.691	0.000
12	92	MOOK	53.344	92	MOOK	28.685	12	92	MOOK	1:22.029	1:22.029	0.000
13	26	LEE	53.751	72	HAMILTON	29.036	13	72	HAMILTON	1:22.802	1:22.994	0.192
14	72	HAMILTON	53.766	361	WHITEHALL	29.047	14	361	WHITEHALL	1:23.225	1:23.511	0.286
15	361	WHITEHALL	54.178	70	BURSCOUGH	29.060	15	26	LEE	1:23.225	1:23.846	0.621
16	70	BURSCOUGH	54.408	26	LEE	29.474	16	70	BURSCOUGH	1:23.468	1:23.468	0.000
17	73	TURNER	55.782	333	STUBBERFIELD	29.867	17	73	TURNER	1:25.994	1:26.387	0.393
18	333	STUBBERFIELD	56.171	73	TURNER	30.212	18	333	STUBBERFIELD	1:26.038	1:26.042	0.004
19	69	ELLERAY	56.273	69	ELLERAY	30.361	19	69	ELLERAY	1:26.634	1:26.634	0.000
20	42	PEARSON	56.583	42	PEARSON	30.378	20	42	PEARSON	1:26.961	1:27.194	0.233
21	34	HARVIEK	57.014	62	PATERSON	30.394	21	28	McCARTER	1:27.630	1:27.971	0.341
22	28	McCARTER	57.216	36	ZANUTTO	30.400	22	62	PATERSON	1:27.662	1:27.894	0.232
23	62	PATERSON	57.268	28	McCARTER	30.414	23	46	MARSHALL	1:27.955	1:28.478	0.523
24	46	MARSHALL	57.412	46	MARSHALL	30.543	24	36	ZANUTTO	1:28.078	1:28.201	0.123
25	36	ZANUTTO	57.678	34	HARVIEK	31.220	25	34	HARVIEK	1:28.234	1:28.401	0.167
26	100	PRATLEY	58.468	100	PRATLEY	31.358	26	100	PRATLEY	1:29.826	1:30.226	0.400
27	25	WIMBLE	58.955	25	WIMBLE	31.631	27	25	WIMBLE	1:30.586	1:30.586	0.000
28	99	FIRTH	1:00.826	77	COLLINS	32.750	28	99	FIRTH	1:33.637	1:33.757	0.120
29	77	COLLINS	1:01.590	99	FIRTH	32.811	29	77	COLLINS	1:34.340	1:34.394	0.054

BMCRC - MRO Championships 2022 - Rnd 8 @ Donington Park National

DFDS Yamaha Past Masters

RACE 9 - STATISTICS

Competitors Started 29
Planned Start 2022-09-04 @ 12:00:00.000
Actual Start 2022-09-04 @ 12:17:46.777
Finish Time 2022-09-04 @ 12:30:55.157
Track Length 1.9790mi.
Total Laps 268
Total Distance Covered 530.3900mi.

Session Fastest Lap History

NO	CL	NAME	LAP TIME	TIME OF DAY	LAP	VEHICLE
19		Peter BRANTON	1:19.045	12:20:28.007	2	Yamaha TZR250
13		Doug EDMONDSON	1:18.721	12:20:28.825	2	Yamaha TZR250
75		Anthony JOHNSON	1:18.576	12:21:46.912	3	Yamaha TZR250
75		Anthony JOHNSON	1:18.369	12:23:05.280	4	Yamaha TZR250
19		Peter BRANTON	1:18.082	12:23:05.478	4	Yamaha TZR250
30		Alan COOPER	1:17.899	12:24:24.629	5	Yamaha TZR250
19		Peter BRANTON	1:17.833	12:27:00.727	7	Yamaha TZR250
51		Kevin WHOLEY	1:17.775	12:27:01.158	7	Yamaha TZR250

Session Leader History

NO	CL	NAME	FROM LAP	LAPS LED	DISTANCE	VEHICLE
19		Peter BRANTON	1	2	3.92 miles	Yamaha TZR250
75		Anthony JOHNSON	3	8	15.83 miles	Yamaha TZR250

Flag History

TYPE	TIME OF DAY
GREEN	12:17:46.777
FINISH	12:30:55.157

Flag Statistics

TYPE	COUNT	TOTAL LAPS	TOTAL TIME
Green	1	10	14:40.394
Red	0	0	0.000
Safety Car	0	0	0.000
FCY	0	0	0.000

BMCRC - MRO Championships 2022 - Rnd 8 @ Donington Park National

DFDS Yamaha Past Masters

RACE 9 - STATISTICS

CLASS :

16 Starters

Fastest Lap History

NO	NAME	LAP TIME	TIME OF DAY	LAP	VEHICLE
19	Peter BRANTON	1:19.045	12:20:28.007	2	Yamaha TZR250
13	Doug EDMONDSON	1:18.721	12:20:28.825	2	Yamaha TZR250
75	Anthony JOHNSON	1:18.576	12:21:46.912	3	Yamaha TZR250
75	Anthony JOHNSON	1:18.369	12:23:05.280	4	Yamaha TZR250
19	Peter BRANTON	1:18.082	12:23:05.478	4	Yamaha TZR250
30	Alan COOPER	1:17.899	12:24:24.629	5	Yamaha TZR250
19	Peter BRANTON	1:17.833	12:27:00.727	7	Yamaha TZR250
51	Kevin WHOLEY	1:17.775	12:27:01.158	7	Yamaha TZR250

Leader History

NO	NAME	FROM LAP	LAPS LED	DISTANCE	VEHICLE
19	Peter BRANTON	1	2	3.92 miles	Yamaha TZR250
75	Anthony JOHNSON	3	8	15.83 miles	Yamaha TZR250

BMCRC - MRO Championships 2022 - Rnd 8 @ Donington Park National

DFDS Yamaha Past Masters

RACE 9 - STATISTICS

CLASS : C

10 Starters

Fastest Lap History

NO	NAME	LAP TIME	TIME OF DAY	LAP	VEHICLE
92	Andrew MOOK	1:22.923	12:20:39.545	2	Yamaha TZR250
92	Andrew MOOK	1:22.634	12:22:02.180	3	Yamaha TZR250
92	Andrew MOOK	1:22.377	12:23:24.559	4	Yamaha TZR250
92	Andrew MOOK	1:22.029	12:30:18.522	9	Yamaha TZR250

Leader History

NO	NAME	FROM LAP	LAPS LED	DISTANCE	VEHICLE
92	Andrew MOOK	1	10	19.75 miles	Yamaha TZR250

BMCRC - MRO Championships 2022 - Rnd 8 @ Donington Park National

DFDS Yamaha Past Masters

RACE 9 - STATISTICS

CLASS : R

3 Starters

Fastest Lap History

NO	NAME	LAP TIME	TIME OF DAY	LAP	VEHICLE
36	Phil ZANUTTO	1:29.159	12:20:52.695	2	Yamaha TZR250
36	Phil ZANUTTO	1:28.605	12:22:21.299	3	Yamaha TZR250
36	Phil ZANUTTO	1:28.201	12:23:49.501	4	Yamaha TZR250

Leader History

NO	NAME	FROM LAP	LAPS LED	DISTANCE	VEHICLE
36	Phil ZANUTTO	1	9	17.77 miles	Yamaha TZR250

BMCRC - MRO Championships 2022 - Rnd 8 @ Donington Park National
DFDS Yamaha Past Masters
RACE 19 - GRID (10 Laps)

ROW 11				31	67	Mark BAILEY								
ROW 10	30	88	Michael STANLEY	29	77	Adam COLLINS	1:34.394	28	99	Paul FIRTH	1:33.757			
ROW 9			27	25	Stephen WIMBLE	1:30.586	26	100	Mark PRATLEY	1:30.226	25	46	Kevin MARSHALL	1:28.478
ROW 8	24	34	Dave HARVIEK	1:28.401	23	36	Phil ZANUTTO	1:28.201	22	28	Liam McCARTER	1:27.971		
ROW 7			21	62	David PATERSON	1:27.894	20	42	Martin PEARSON	1:27.194	19	69	Mark ELLERAY	1:26.634
ROW 6	18	73	Colvin TURNER	1:26.387	17	333	Mark STUBBERFIELD	1:26.042	16	26	Damian LEE	1:23.846		
ROW 5			15	361	Ryan WHITEHALL	1:23.511	14	70	Andrew BURSCOUGH	1:23.468	13	72	John HAMILTON	1:22.994
ROW 4	12	92	Andrew MOOK	1:22.029	11	8	David BALL	1:21.691	10	15	Billy PERKINS	1:21.623		
ROW 3			9	27	Richard HAYWARD	1:20.959	8	74	Paul WHITBY	1:20.730	7	61	Paul WELCH	1:20.702
ROW 2	6	57	Geoff MOOK	1:20.493	5	75	Anthony JOHNSON	1:18.151	4	13	Doug EDMONDSON	1:18.085		
ROW 1			3	30	Alan COOPER	1:17.899	2	19	Peter BRANTON	1:17.833	1	51	Kevin WHOLEY	1:17.775
Pole														

Donington Park National: 1.9790 miles

These results are provisional until the conclusion of any judicial and technical matters.

Clerk Of Course :	Stewards :	Timekeeper : <i>Craig Smith</i>
-------------------	------------	------------------------------------

 Results can be found at www.tsl-timing.com

Printed - 12:36 Sunday, 04 September 2022



BMCRC - MRO Championships 2022 - Rnd 8 @ Donington Park National

DFDS Yamaha Past Masters

RACE 19 - CLASSIFICATION

POS	NO	CL	PIC NAME	ENTRY	LAPS	TIME	GAP	DIFF	MPH	BEST	ON
1	75		1 Anthony JOHNSON	Yamaha TZR250 - INTA MOTORCYCLE SERVICE	10	13:09.779			90.03	1:18.230	3
2	51		2 Kevin WHOLEY	Yamaha TZR250 - Twistgrip Motorcycles	10	13:11.017	1.238	1.238	89.89	1:18.215	5
3	30		3 Alan COOPER	Yamaha TZR250 - Twistgrip Motorcycles	10	13:15.146	5.367	4.129	89.42	1:18.324	7
4	19		4 Peter BRANTON	Yamaha TZR250 - Exactweld Racing	10	13:15.649	5.870	0.503	89.37	1:18.375	5
5	61		5 Paul WELCH	Yamaha TZR250 -	10	13:30.319	20.540	14.670	87.75	1:19.710	8
6	27		6 Richard HAYWARD	Yamaha TZR250 - Hazel Motors/ Gforce	10	13:38.589	28.810	8.270	86.86	1:20.786	8
7	74		7 Paul WHITBY	Yamaha TZR250 - Greybridge Ltd	10	13:38.688	28.909	0.099	86.85	1:20.548	3
8	57		8 Geoff MOOK	Yamaha TZR250 -	10	13:39.487	29.708	0.799	86.77	1:20.466	3
9	92	C	1 Andrew MOOK	Yamaha TZR250 -	10	13:58.452	48.673	18.965	84.81	1:22.312	7
10	70		9 Andrew BURSCOUGH	Yamaha YPVS 350 - Apollo/Merlin/Abbey/Martianiur	10	14:00.449	50.670	1.997	84.60	1:22.998	7
11	8		10 David BALL	Yamaha TZR250 - Gardiner Page and Roe pension	10	14:00.548	50.769	0.099	84.59	1:22.755	10
12	15		11 Billy PERKINS	Yamaha TZR250 - Ashford tarmac / Barking mad abx	10	14:04.144	54.365	3.596	84.23	1:21.926	7
13	26	C	2 Damian LEE	Yamaha TZR250 - Leed Autos	10	14:05.104	55.325	0.960	84.14	1:22.815	10
14	72	C	3 John HAMILTON	Yamaha TRZ250 - LW Racing	10	14:12.386	1:02.607	7.282	83.42	1:23.417	2
15	34		12 Dave HARVIEK	Yamaha TZR 250 -	9	13:12.666	1 Lap	1 Lap	80.72	1:26.545	8
16	73	C	4 Colvin TURNER	Yamaha TZR250 -	9	13:13.021	1 Lap	0.355	80.68	1:25.803	2
17	69	C	5 Mark ELLERAY	Yamaha TZR250 - Abbot Solutions Ltd	9	13:15.418	1 Lap	2.397	80.44	1:26.131	8
18	46		13 Kevin MARSHALL	Yamaha TZR250 - Stacey Processing	9	13:20.653	1 Lap	5.235	79.91	1:27.154	9
19	42	C	6 Martin PEARSON	Yamaha TZR250 -	9	13:29.701	1 Lap	9.048	79.02	1:28.054	5
20	100	R	1 Mark PRATLEY	Yamaha TZR250 - www.ypmrc.co.uk	9	13:43.922	1 Lap	14.221	77.65	1:29.900	9
21	36	R	2 Phil ZANUTTO	Yamaha TZR250 -	9	13:52.819	1 Lap	8.897	76.82	1:28.985	4
22	25	C	7 Stephen WIMBLE	Yamaha TZR250 - S.B.W Contractor	9	13:54.773	1 Lap	1.954	76.64	1:31.362	4
23	99	C	8 Paul FIRTH	Yamaha TZR250 - Joanne Porter	9	14:24.832	1 Lap	30.059	73.98	1:33.902	8
24	77	R	3 Adam COLLINS	Yamaha TZR250 - 2 Cows Racing	9	14:27.472	1 Lap	2.640	73.76	1:34.059	2
25	23	C	9 Zak PERRIN	Yamaha 350LC -	8	14:56.319	2 Laps	1 Lap	63.43	1:47.004	8

NOT CLASSIFIED

DNF	13		Doug EDMONDSON	Yamaha TZR250 - Stan Stephens Tuning	7	9:15.882	3 Laps	1 Lap	89.47	1:18.179	5
DNF	62	C	David PATERSON	Yamaha TZR 2MA - The love of a good woman	7	10:36.614	3 Laps	1:20.732	78.12	1:29.395	2

FASTEST LAP

	13		Doug EDMONDSON	Yamaha TZR250 - Stan Stephens Tuning	5	1:18.179			91.13 mph	146.66 kph	
	92	C	Andrew MOOK	Yamaha TZR250 -	7	1:22.312			86.55 mph	139.29 kph	
	36	R	Phil ZANUTTO	Yamaha TZR250 -	4	1:28.985			80.06 mph	128.85 kph	

Class - 92.5% of Race Speed = 83.27 mph

Class C - 92.5% of Race Speed = 78.44 mph

Class R - 92.5% of Race Speed = 71.82 mph

Weather / Track : Cloudy / Dry

These results are provisional until the conclusion of any judicial and technical matters.

Race Distance: 10 Laps / 19.79 miles

Donington Park National: 1.9790 miles

Date: 04/09/2022 Start: 16:21 Finish: 16:34

Clerk Of Course :

Stewards :

Timekeeper :

Craig Smith

Results can be found at www.tsl-timing.com

Printed - 16:37 Sunday, 04 September 2022



BMCRC - MRO Championships 2022 - Rnd 8 @ Donington Park National

DFDS Yamaha Past Masters

RACE 19 - LAP CHART

LAP 1 @ 16:23:06.410

NO	BEHIND	LAP TIME
75		1:22.362
51	0.125	1:22.487
19	0.350	1:22.712
13	0.764	1:23.126
30	1.152	1:23.514
61	2.869	1:25.231
27	3.086	1:25.448
74	4.218	1:26.580
57	4.316	1:26.678
70	4.892	1:27.254
8	5.097	1:27.459
15	5.577	1:27.939
92	6.362	1:28.724
72	7.268	1:29.630
73	8.402	1:30.764
26	8.736	1:31.098
34	11.375	1:33.737
62	12.055	1:34.417
42	12.323	1:34.685
36	12.731	1:35.093
46	12.903	1:35.265
69	13.195	1:35.557
25	15.139	1:37.501
100	15.757	1:38.119
77	19.717	1:42.079
99	20.891	1:43.253
23	40.241	2:02.603

LAP 2 @ 16:24:25.128

NO	BEHIND	LAP TIME
75		1:18.718
51	0.257	1:18.850
19	0.612	1:18.980
13	0.927	1:18.881
30	1.246	1:18.812
61	4.470	1:20.319
27	5.207	1:20.839
74	6.618	1:21.118
57	6.973	1:21.375
70	10.203	1:24.029
8	10.400	1:24.021
15	10.489	1:23.630
92	10.940	1:23.296
72	11.967	1:23.417
26	13.572	1:23.554
73	15.487	1:25.803
34	19.969	1:27.312
42	22.490	1:28.885
62	22.732	1:29.395
69	22.905	1:28.428
36	23.511	1:29.498
46	23.663	1:29.478
100	27.817	1:30.778
25	28.200	1:31.779
77	35.058	1:34.059
99	39.232	1:37.059
23	1:14.054	1:52.531

LAP 3 @ 16:25:43.358

NO	BEHIND	LAP TIME
75		1:18.230
51	0.661	1:18.634

13	1.297	1:18.600
19	1.503	1:19.121
30	2.057	1:19.041
61	6.442	1:20.202
27	8.179	1:21.202
74	8.936	1:20.548
57	9.209	1:20.466
8	15.561	1:23.391
92	16.498	1:23.788
70	16.533	1:24.560
72	17.789	1:24.052
26	19.176	1:23.834
15	26.528	1:34.269
73	26.585	1:29.328
34	29.025	1:27.286
69	32.748	1:28.073
42	32.753	1:28.493
62	33.909	1:29.407
46	34.242	1:28.809
36	34.993	1:29.712
100	40.295	1:30.708
25	41.548	1:31.578
77	51.840	1:35.012
99	57.594	1:36.592

LAP 4 @ 16:27:01.943

NO	BEHIND	LAP TIME
75		1:18.585
13	0.973	1:18.261
51	1.054	1:18.978
19	1.803	1:18.885
30	2.062	1:18.590
61	9.013	1:21.156
74	11.381	1:21.030
27	11.748	1:22.154
57	12.146	1:21.522
8	21.344	1:24.368
70	21.820	1:23.872
92	22.136	1:24.223
72	23.756	1:24.552
26	24.086	1:23.495
23	1 Lap	1:52.569
15	31.212	1:23.269
73	37.072	1:29.072
34	37.454	1:27.014
69	41.870	1:27.707
42	43.360	1:29.192
46	43.835	1:28.178
36	45.393	1:28.985
62	45.488	1:30.164
100	52.502	1:30.792
25	54.325	1:31.362
77	1:08.792	1:35.537
99	1:14.757	1:35.748

LAP 5 @ 16:28:20.324

NO	BEHIND	LAP TIME
75		1:18.381
13	0.771	1:18.179
51	0.888	1:18.215
19	1.797	1:18.375
30	2.045	1:18.364
61	11.586	1:20.954
74	14.548	1:21.548
27	14.821	1:21.454

57	14.988	1:21.223
92	27.032	1:23.277
70	27.116	1:23.677
8	27.580	1:24.617
72	29.934	1:24.559
26	30.296	1:24.591
15	35.921	1:23.090
34	47.352	1:28.279
73	47.504	1:28.813
69	51.041	1:27.552
42	53.033	1:28.054
46	53.340	1:27.886
36	57.104	1:30.092
62	58.475	1:31.368
23	1 Lap	1:52.881
100	1:05.281	1:31.160
25	1:07.994	1:32.050

LAP 6 @ 16:29:38.852

NO	BEHIND	LAP TIME
75		1:18.528
13	1.501	1:19.258
51	1.586	1:19.226
30	2.410	1:18.893
19	2.540	1:19.271
77	1 Lap	1:34.636
99	1 Lap	1:34.721
61	13.279	1:20.221
74	16.906	1:20.886
27	17.149	1:20.856
57	17.506	1:21.046
92	31.166	1:22.662
70	32.081	1:23.493
8	32.292	1:23.240
72	35.347	1:23.941
26	36.012	1:24.244
15	39.649	1:22.256
73	56.447	1:27.471
34	57.308	1:28.484
69	59.531	1:27.018
42	1:02.697	1:28.192
46	1:02.798	1:27.986
36	1:08.468	1:29.892
62	1:10.825	1:30.878
100	1:17.388	1:30.635

LAP 7 @ 16:30:57.113

NO	BEHIND	LAP TIME
75		1:18.261
51	1.566	1:18.241
30	2.473	1:18.324
13	2.817	1:19.577
19	4.151	1:19.872
25	1 Lap	1:33.867
61	15.536	1:20.518
23	2 Laps	1:50.885
74	20.202	1:21.557
27	20.522	1:21.634
57	21.418	1:22.173
77	1 Lap	1:35.239
99	1 Lap	1:34.281
92	35.217	1:22.312
70	36.818	1:22.998
8	37.102	1:23.071
26	41.499	1:23.748

72	42.158	1:25.072
15	43.314	1:21.926
34	1:06.254	1:27.207
73	1:06.406	1:28.220
69	1:08.202	1:26.932
42	1:13.060	1:28.624
46	1:13.191	1:28.654

LAP 8 @ 16:32:16.262

NO	BEHIND	LAP TIME
75		1:19.149
51	1.375	1:18.958
36	1 Lap	1:30.620
30	3.200	1:19.876
19	4.310	1:19.308
62	1 Lap	1:30.985
100	1 Lap	1:30.436
61	16.097	1:19.710
25	1 Lap	1:32.637
27	22.159	1:20.786
74	22.404	1:21.351
57	23.182	1:20.913
92	40.073	1:24.005
70	41.519	1:23.850
8	41.878	1:23.925
99	1 Lap	1:34.596
77	1 Lap	1:40.246
26	45.641	1:23.291
15	46.942	1:22.777
72	47.804	1:24.795
23	2 Laps	1:49.055
34	1:13.650	1:26.545
73	1:13.781	1:26.524
69	1:15.184	1:26.131

LAP 9 @ 16:33:34.833

NO	BEHIND	LAP TIME
75		1:18.571
51	1.512	1:18.708
46	1 Lap	1:27.243
30	3.810	1:19.181
19	4.231	1:18.492
42	1 Lap	1:29.708
61	18.235	1:20.709
100	1 Lap	1:31.394
27	25.320	1:21.732
74	26.216	1:22.383
57	26.509	1:21.898
36	1 Lap	1:46.999
25	1 Lap	1:32.149
92	44.397	1:22.895
70	46.656	1:23.708
8	47.008	1:23.701
15	51.242	1:22.871
26	51.504	1:24.434
72	55.854	1:26.621
99	1 Lap	1:33.902
77	1 Lap	1:35.615
23	2 Laps	1:48.791

LAP 10 @ 16:34:53.827

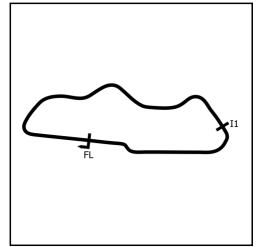
NO	BEHIND	LAP TIME
75		1:18.994
51	1.238	1:18.720

34	1 Lap	1:26.802
73	1 Lap	1:27.026
30	5.367	1:20.551
69	1 Lap	1:28.020
19	5.870	1:20.633
46	1 Lap	1:27.154
42	1 Lap	1:33.868
61	20.540	1:21.299
27	28.810	1:22.484
74	28.909	1:21.687
57	29.708	1:22.193
100	1 Lap	1:29.900
36	1 Lap	1:31.928
25	1 Lap	1:31.850
92	48.673	1:23.270
70	50.670	1:23.008
8	50.769	1:22.755
15	54.365	1:22.117
26	55.325	1:22.815
72	1:02.607	1:25.747
99	1 Lap	1:34.680
77	1 Lap	1:35.049
23	2 Laps	1:47.004

BMCRC - MRO Championships 2022 - Rnd 8 @ Donington Park National

DFDS Yamaha Past Masters

RACE 19 - SECTOR ANALYSIS



SECTOR 1 = FL to I1, SECTOR 2 = I1 to FL, DIFF = Difference To Personal Best Lap, P = Crossed Finish Line in Pit Lane, D = Time Disallowed

P1 75		Anthony JOHNSON		Yamaha TZR250 - INTA MOTORCYCLE SERVICES LTD		
IDEAL LAP TIME : 1:17.970		BEST LAP TIME : 1:18.230		DIFFERENCE : 0.260		
LAP	SECTOR 1	SECTOR 2	LAP TIME	MPH	DIFF	TIME OF DAY
1 -		27.407	1:22.362	86.50	4.132	16:23:06.410
2 -	51.110	27.608	1:18.718	90.50	0.488	16:24:25.128
3 -	50.709	27.521	1:18.230 (1)	91.07		16:25:43.358
4 -	51.118	27.467	1:18.585	90.66	0.355	16:27:01.943
5 -	50.705	27.676	1:18.381 (3)	90.89	0.151	16:28:20.324
6 -	51.132	27.396	1:18.528	90.72	0.298	16:29:38.852
7 -	50.574	27.687	1:18.261 (2)	91.03	0.031	16:30:57.113
8 -	51.073	28.076	1:19.149	90.01	0.919	16:32:16.262
9 -	50.917	27.654	1:18.571	90.67	0.341	16:33:34.833
10 -	51.306	27.688	1:18.994	90.19	0.764	16:34:53.827

P2 51		Kevin WHOLEY		Yamaha TZR250 - Twistgrip Motorcycles		
IDEAL LAP TIME : 1:17.966		BEST LAP TIME : 1:18.215		DIFFERENCE : 0.249		
LAP	SECTOR 1	SECTOR 2	LAP TIME	MPH	DIFF	TIME OF DAY
1 -		27.712	1:22.487	86.37	4.272	16:23:06.535
2 -	51.187	27.663	1:18.850	90.35	0.635	16:24:25.385
3 -	50.807	27.827	1:18.634 (3)	90.60	0.419	16:25:44.019
4 -	51.144	27.834	1:18.978	90.21	0.763	16:27:02.997
5 -	50.498	27.717	1:18.215 (1)	91.09		16:28:21.212
6 -	51.540	27.686	1:19.226	89.92	1.011	16:29:40.438
7 -	50.757	27.484	1:18.241 (2)	91.06	0.026	16:30:58.679
8 -	51.099	27.859	1:18.958	90.23	0.743	16:32:17.637
9 -	51.149	27.559	1:18.708	90.51	0.493	16:33:36.345
10 -	51.252	27.468	1:18.720	90.50	0.505	16:34:55.065

P3 30		Alan COOPER		Yamaha TZR250 - Twistgrip Motorcycles		
IDEAL LAP TIME : 1:18.063		BEST LAP TIME : 1:18.324		DIFFERENCE : 0.261		
LAP	SECTOR 1	SECTOR 2	LAP TIME	MPH	DIFF	TIME OF DAY
1 -		27.798	1:23.514	85.30	5.190	16:23:07.562
2 -	51.215	27.597	1:18.812	90.40	0.488	16:24:26.374
3 -	51.228	27.813	1:19.041	90.13	0.717	16:25:45.415
4 -	51.142	27.448	1:18.590 (3)	90.65	0.266	16:27:04.005
5 -	51.039	27.325	1:18.364 (2)	90.91	0.040	16:28:22.369
6 -	51.325	27.568	1:18.893	90.30	0.569	16:29:41.262
7 -	50.738	27.586	1:18.324 (1)	90.96		16:30:59.586
8 -	51.951	27.925	1:19.876	89.19	1.552	16:32:19.462
9 -	51.404	27.777	1:19.181	89.97	0.857	16:33:38.643
10 -	51.889	28.662	1:20.551	88.44	2.227	16:34:59.194

P4 19		Peter BRANTON		Yamaha TZR250 - Exactweld Racing		
IDEAL LAP TIME : 1:18.375		BEST LAP TIME : 1:18.375		DIFFERENCE : 0.000		
LAP	SECTOR 1	SECTOR 2	LAP TIME	MPH	DIFF	TIME OF DAY
1 -		27.627	1:22.712	86.13	4.337	16:23:06.760
2 -	51.057	27.923	1:18.980	90.20	0.605	16:24:25.740
3 -	51.549	27.572	1:19.121	90.04	0.746	16:25:44.861
4 -	51.271	27.614	1:18.885 (3)	90.31	0.510	16:27:03.746
5 -	51.022	27.353	1:18.375 (1)	90.90		16:28:22.121
6 -	51.355	27.916	1:19.271	89.87	0.896	16:29:41.392
7 -	51.611	28.261	1:19.872	89.20	1.497	16:31:01.264
8 -	51.695	27.613	1:19.308	89.83	0.933	16:32:20.572
9 -	51.068	27.424	1:18.492 (2)	90.76	0.117	16:33:39.064
10 -	51.642	28.991	1:20.633	88.35	2.258	16:34:59.697

BMCRC - MRO Championships 2022 - Rnd 8 @ Donington Park National

DFDS Yamaha Past Masters

RACE 19 - SECTOR ANALYSIS



SECTOR 1 = FL to I1, SECTOR 2 = I1 to FL, DIFF = Difference To Personal Best Lap, P = Crossed Finish Line in Pit Lane, D = Time Disallowed

P5 61 Paul WELCH		Yamaha TZR250 -				
IDEAL LAP TIME : 1:19.710		BEST LAP TIME : 1:19.710		DIFFERENCE : 0.000		
LAP	SECTOR 1	SECTOR 2	LAP TIME	MPH	DIFF	TIME OF DAY
1 -		28.268	1:25.231	83.59	5.521	16:23:09.279
2 -	52.099	28.220	1:20.319	88.70	0.609	16:24:29.598
3 -	52.138	28.064	1:20.202 (2)	88.83	0.492	16:25:49.800
4 -	52.758	28.398	1:21.156	87.78	1.446	16:27:10.956
5 -	52.735	28.219	1:20.954	88.00	1.244	16:28:31.910
6 -	51.991	28.230	1:20.221 (3)	88.81	0.511	16:29:52.131
7 -	52.069	28.449	1:20.518	88.48	0.808	16:31:12.649
8 -	51.797	27.913	1:19.710 (1)	89.38		16:32:32.359
9 -	52.497	28.212	1:20.709	88.27	0.999	16:33:53.068
10 -	52.491	28.808	1:21.299	87.63	1.589	16:35:14.367

P6 27 Richard HAYWARD		Yamaha TZR250 - Hazel Motors/ Gforce				
IDEAL LAP TIME : 1:20.708		BEST LAP TIME : 1:20.786		DIFFERENCE : 0.078		
LAP	SECTOR 1	SECTOR 2	LAP TIME	MPH	DIFF	TIME OF DAY
1 -		28.785	1:25.448	83.37	4.662	16:23:09.496
2 -	52.610	28.229	1:20.839 (2)	88.13	0.053	16:24:30.335
3 -	52.757	28.445	1:21.202	87.73	0.416	16:25:51.537
4 -	53.566	28.588	1:22.154	86.72	1.368	16:27:13.691
5 -	52.680	28.774	1:21.454	87.46	0.668	16:28:35.145
6 -	52.493	28.363	1:20.856 (3)	88.11	0.070	16:29:56.001
7 -	52.884	28.750	1:21.634	87.27	0.848	16:31:17.635
8 -	52.479	28.307	1:20.786 (1)	88.19		16:32:38.421
9 -	53.338	28.394	1:21.732	87.17	0.946	16:34:00.153
10 -	53.183	29.301	1:22.484	86.37	1.698	16:35:22.637

P7 74 Paul WHITBY		Yamaha TZR250 - Greybridge Ltd				
IDEAL LAP TIME : 1:20.291		BEST LAP TIME : 1:20.548		DIFFERENCE : 0.257		
LAP	SECTOR 1	SECTOR 2	LAP TIME	MPH	DIFF	TIME OF DAY
1 -		29.551	1:26.580	82.28	6.032	16:23:10.628
2 -	52.675	28.443	1:21.118	87.83	0.570	16:24:31.746
3 -	51.869	28.679	1:20.548 (1)	88.45		16:25:52.294
4 -	52.483	28.547	1:21.030 (3)	87.92	0.482	16:27:13.324
5 -	52.780	28.768	1:21.548	87.36	1.000	16:28:34.872
6 -	52.464	28.422	1:20.886 (2)	88.08	0.338	16:29:55.758
7 -	52.855	28.702	1:21.557	87.35	1.009	16:31:17.315
8 -	52.557	28.794	1:21.351	87.57	0.803	16:32:38.666
9 -	53.504	28.879	1:22.383	86.48	1.835	16:34:01.049
10 -	52.697	28.990	1:21.687	87.21	1.139	16:35:22.736

P8 57 Geoff MOOK		Yamaha TZR250 -				
IDEAL LAP TIME : 1:20.430		BEST LAP TIME : 1:20.466		DIFFERENCE : 0.036		
LAP	SECTOR 1	SECTOR 2	LAP TIME	MPH	DIFF	TIME OF DAY
1 -		29.124	1:26.678	82.19	6.212	16:23:10.726
2 -	52.915	28.460	1:21.375	87.55	0.909	16:24:32.101
3 -	52.033	28.433	1:20.466 (1)	88.54		16:25:52.567
4 -	52.793	28.729	1:21.522	87.39	1.056	16:27:14.089
5 -	52.448	28.775	1:21.223	87.71	0.757	16:28:35.312
6 -	52.618	28.428	1:21.046 (3)	87.90	0.580	16:29:56.358
7 -	53.525	28.648	1:22.173	86.70	1.707	16:31:18.531
8 -	52.516	28.397	1:20.913 (2)	88.05	0.447	16:32:39.444
9 -	53.118	28.780	1:21.898	86.99	1.432	16:34:01.342
10 -	52.605	29.588	1:22.193	86.68	1.727	16:35:23.535

BMCR - MRO Championships 2022 - Rnd 8 @ Donington Park National

DFDS Yamaha Past Masters

RACE 19 - SECTOR ANALYSIS



SECTOR 1 = FL to I1, SECTOR 2 = I1 to FL, DIFF = Difference To Personal Best Lap, P = Crossed Finish Line in Pit Lane, D = Time Disallowed

P9 92 C		Andrew MOOK		Yamaha TZR250 -			
IDEAL LAP TIME : 1:22.204		BEST LAP TIME : 1:22.312		DIFFERENCE : 0.108			
LAP	SECTOR 1	SECTOR 2	LAP TIME	MPH	DIFF	TIME OF DAY	
1 -		29.181	1:28.724	80.30	6.412	16:23:12.772	
2 -	53.696	29.600	1:23.296	85.53	0.984	16:24:36.068	
3 -	54.564	29.224	1:23.788	85.03	1.476	16:25:59.856	
4 -	54.555	29.668	1:24.223	84.59	1.911	16:27:24.079	
5 -	54.291	28.986	1:23.277	85.55	0.965	16:28:47.356	
6 -	53.484	29.178	1:22.662 (2)	86.19	0.350	16:30:10.018	
7 -	53.592	28.720	1:22.312 (1)	86.55		16:31:32.330	
8 -	54.593	29.412	1:24.005	84.81	1.693	16:32:56.335	
9 -	53.708	29.187	1:22.895 (3)	85.94	0.583	16:34:19.230	
10 -	53.864	29.406	1:23.270	85.56	0.958	16:35:42.500	

P10 70		Andrew BURSCOUGH		Yamaha YPVS 350 - Apollo/Merlin/Abbey/Martitanium			
IDEAL LAP TIME : 1:22.898		BEST LAP TIME : 1:22.998		DIFFERENCE : 0.100			
LAP	SECTOR 1	SECTOR 2	LAP TIME	MPH	DIFF	TIME OF DAY	
1 -		29.544	1:27.254	81.65	4.256	16:23:11.302	
2 -	54.242	29.787	1:24.029	84.78	1.031	16:24:35.331	
3 -	54.870	29.690	1:24.560	84.25	1.562	16:25:59.891	
4 -	54.190	29.682	1:23.872	84.94	0.874	16:27:23.763	
5 -	54.106	29.571	1:23.677	85.14	0.679	16:28:47.440	
6 -	53.858	29.635	1:23.493 (3)	85.33	0.495	16:30:10.933	
7 -	53.803	29.195	1:22.998 (1)	85.84		16:31:33.931	
8 -	54.376	29.474	1:23.850	84.96	0.852	16:32:57.781	
9 -	54.333	29.375	1:23.708	85.11	0.710	16:34:21.489	
10 -	53.703	29.305	1:23.008 (2)	85.83	0.010	16:35:44.497	

P11 8		David BALL		Yamaha TZR250 - Gardiner Page and Roe pension consultants			
IDEAL LAP TIME : 1:22.566		BEST LAP TIME : 1:22.755		DIFFERENCE : 0.189			
LAP	SECTOR 1	SECTOR 2	LAP TIME	MPH	DIFF	TIME OF DAY	
1 -		29.092	1:27.459	81.46	4.704	16:23:11.507	
2 -	54.236	29.785	1:24.021	84.79	1.266	16:24:35.528	
3 -	54.141	29.250	1:23.391	85.43	0.636	16:25:58.919	
4 -	54.320	30.048	1:24.368	84.44	1.613	16:27:23.287	
5 -	54.768	29.849	1:24.617	84.19	1.862	16:28:47.904	
6 -	53.601	29.639	1:23.240 (3)	85.59	0.485	16:30:11.144	
7 -	54.062	29.009	1:23.071 (2)	85.76	0.316	16:31:34.215	
8 -	54.388	29.537	1:23.925	84.89	1.170	16:32:58.140	
9 -	54.255	29.446	1:23.701	85.12	0.946	16:34:21.841	
10 -	53.557	29.198	1:22.755 (1)	86.09		16:35:44.596	

P12 15		Billy PERKINS		Yamaha TZR250 - Ashford tarmac / Barking mad about Animals			
IDEAL LAP TIME : 1:21.926		BEST LAP TIME : 1:21.926		DIFFERENCE : 0.000			
LAP	SECTOR 1	SECTOR 2	LAP TIME	MPH	DIFF	TIME OF DAY	
1 -		29.329	1:27.939	81.01	6.013	16:23:11.987	
2 -	53.936	29.694	1:23.630	85.19	1.704	16:24:35.617	
3 -	1:01.799	32.470	1:34.269	75.57	12.343	16:26:09.886	
4 -	54.110	29.159	1:23.269	85.56	1.343	16:27:33.155	
5 -	53.851	29.239	1:23.090	85.74	1.164	16:28:56.245	
6 -	53.318	28.938	1:22.256 (3)	86.61	0.330	16:30:18.501	
7 -	53.293	28.633	1:21.926 (1)	86.96		16:31:40.427	
8 -	53.633	29.144	1:22.777	86.07	0.851	16:33:03.204	
9 -	53.818	29.053	1:22.871	85.97	0.945	16:34:26.075	
10 -	53.323	28.794	1:22.117 (2)	86.76	0.191	16:35:48.192	

BMCRC - MRO Championships 2022 - Rnd 8 @ Donington Park National

DFDS Yamaha Past Masters

RACE 19 - SECTOR ANALYSIS



SECTOR 1 = FL to I1, SECTOR 2 = I1 to FL, DIFF = Difference To Personal Best Lap, P = Crossed Finish Line in Pit Lane, D = Time Disallowed

P13 26 C		Damian LEE		Yamaha TZR250 - Leed Autos			
IDEAL LAP TIME : 1:22.815		BEST LAP TIME : 1:22.815		DIFFERENCE : 0.000			
LAP	SECTOR 1	SECTOR 2	LAP TIME	MPH	DIFF	TIME OF DAY	
1 -		30.330	1:31.098	78.20	8.283	16:23:15.146	
2 -	54.317	29.237	1:23.554	85.26	0.739	16:24:38.700	
3 -	54.426	29.408	1:23.834	84.98	1.019	16:26:02.534	
4 -	54.217	29.278	1:23.495 (3)	85.33	0.680	16:27:26.029	
5 -	55.137	29.454	1:24.591	84.22	1.776	16:28:50.620	
6 -	54.767	29.477	1:24.244	84.57	1.429	16:30:14.864	
7 -	54.689	29.059	1:23.748	85.07	0.933	16:31:38.612	
8 -	53.844	29.447	1:23.291 (2)	85.53	0.476	16:33:01.903	
9 -	54.766	29.668	1:24.434	84.38	1.619	16:34:26.337	
10 -	53.774	29.041	1:22.815 (1)	86.03		16:35:49.152	

P14 72 C		John HAMILTON		Yamaha TRZ250 - LW Racing			
IDEAL LAP TIME : 1:23.355		BEST LAP TIME : 1:23.417		DIFFERENCE : 0.062			
LAP	SECTOR 1	SECTOR 2	LAP TIME	MPH	DIFF	TIME OF DAY	
1 -		29.003	1:29.630	79.48	6.213	16:23:13.678	
2 -	54.352	29.065	1:23.417 (1)	85.40		16:24:37.095	
3 -	54.855	29.197	1:24.052 (3)	84.76	0.635	16:26:01.147	
4 -	54.683	29.869	1:24.552	84.26	1.135	16:27:25.699	
5 -	55.330	29.229	1:24.559	84.25	1.142	16:28:50.258	
6 -	54.727	29.214	1:23.941 (2)	84.87	0.524	16:30:14.199	
7 -	55.181	29.891	1:25.072	83.74	1.655	16:31:39.271	
8 -	55.308	29.487	1:24.795	84.02	1.378	16:33:04.066	
9 -	56.367	30.254	1:26.621	82.25	3.204	16:34:30.687	
10 -	55.894	29.853	1:25.747	83.08	2.330	16:35:56.434	

P15 34		Dave HARVIEK		Yamaha TZR 250 -			
IDEAL LAP TIME : 1:26.270		BEST LAP TIME : 1:26.545		DIFFERENCE : 0.275			
LAP	SECTOR 1	SECTOR 2	LAP TIME	MPH	DIFF	TIME OF DAY	
1 -		31.074	1:33.737	76.00	7.192	16:23:17.785	
2 -	57.013	30.299	1:27.312	81.59	0.767	16:24:45.097	
3 -	56.524	30.762	1:27.286	81.62	0.741	16:26:12.383	
4 -	56.115	30.899	1:27.014 (3)	81.87	0.469	16:27:39.397	
5 -	57.277	31.002	1:28.279	80.70	1.734	16:29:07.676	
6 -	57.818	30.666	1:28.484	80.51	1.939	16:30:36.160	
7 -	56.431	30.776	1:27.207	81.69	0.662	16:32:03.367	
8 -	55.971	30.574	1:26.545 (1)	82.32		16:33:29.912	
9 -	56.236	30.566	1:26.802 (2)	82.07	0.257	16:34:56.714	

P16 73 C		Colvin TURNER		Yamaha TZR250 -			
IDEAL LAP TIME : 1:25.803		BEST LAP TIME : 1:25.803		DIFFERENCE : 0.000			
LAP	SECTOR 1	SECTOR 2	LAP TIME	MPH	DIFF	TIME OF DAY	
1 -		30.398	1:30.764	78.49	4.961	16:23:14.812	
2 -	55.818	29.985	1:25.803 (1)	83.03		16:24:40.615	
3 -	58.150	31.178	1:29.328	79.75	3.525	16:26:09.943	
4 -	57.739	31.333	1:29.072	79.98	3.269	16:27:39.015	
5 -	57.182	31.631	1:28.813	80.22	3.010	16:29:07.828	
6 -	56.984	30.487	1:27.471	81.45	1.668	16:30:35.299	
7 -	57.292	30.928	1:28.220	80.75	2.417	16:32:03.519	
8 -	56.428	30.096	1:26.524 (2)	82.34	0.721	16:33:30.043	
9 -	56.515	30.511	1:27.026 (3)	81.86	1.223	16:34:57.069	

BMCRC - MRO Championships 2022 - Rnd 8 @ Donington Park National

DFDS Yamaha Past Masters

RACE 19 - SECTOR ANALYSIS



SECTOR 1 = FL to I1, SECTOR 2 = I1 to FL, DIFF = Difference To Personal Best Lap, P = Crossed Finish Line in Pit Lane, D = Time Disallowed

P17 69 C		Mark ELLERAY		Yamaha TZR250 - Abbot Solutions Ltd			
IDEAL LAP TIME : 1:26.131		BEST LAP TIME : 1:26.131		DIFFERENCE : 0.000			
LAP	SECTOR 1	SECTOR 2	LAP TIME	MPH	DIFF	TIME OF DAY	
1 -		30.739	1:35.557	74.55	9.426	16:23:19.605	
2 -	57.798	30.630	1:28.428	80.56	2.297	16:24:48.033	
3 -	57.132	30.941	1:28.073	80.89	1.942	16:26:16.106	
4 -	57.396	30.311	1:27.707	81.23	1.576	16:27:43.813	
5 -	57.184	30.368	1:27.552	81.37	1.421	16:29:11.365	
6 -	56.810	30.208	1:27.018 (3)	81.87	0.887	16:30:38.383	
7 -	56.421	30.511	1:26.932 (2)	81.95	0.801	16:32:05.315	
8 -	55.953	30.178	1:26.131 (1)	82.71		16:33:31.446	
9 -	56.801	31.219	1:28.020	80.94	1.889	16:34:59.466	

P18 46		Kevin MARSHALL		Yamaha TZR250 - Stacey Processing			
IDEAL LAP TIME : 1:26.528		BEST LAP TIME : 1:27.154		DIFFERENCE : 0.626			
LAP	SECTOR 1	SECTOR 2	LAP TIME	MPH	DIFF	TIME OF DAY	
1 -		31.085	1:35.265	74.78	8.111	16:23:19.313	
2 -	58.515	30.963	1:29.478	79.62	2.324	16:24:48.791	
3 -	58.125	30.684	1:28.809	80.22	1.655	16:26:17.600	
4 -	58.256	29.922	1:28.178	80.79	1.024	16:27:45.778	
5 -	57.220	30.666	1:27.886 (3)	81.06	0.732	16:29:13.664	
6 -	56.935	31.051	1:27.986	80.97	0.832	16:30:41.650	
7 -	57.796	30.858	1:28.654	80.36	1.500	16:32:10.304	
8 -	56.606	30.637	1:27.243 (2)	81.66	0.089	16:33:37.547	
9 -	56.663	30.491	1:27.154 (1)	81.74		16:35:04.701	

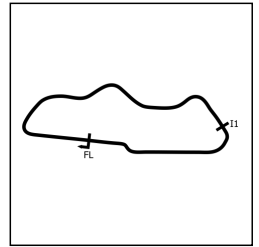
P19 42 C		Martin PEARSON		Yamaha TZR250 -			
IDEAL LAP TIME : 1:27.516		BEST LAP TIME : 1:28.054		DIFFERENCE : 0.538			
LAP	SECTOR 1	SECTOR 2	LAP TIME	MPH	DIFF	TIME OF DAY	
1 -		30.941	1:34.685	75.24	6.631	16:23:18.733	
2 -	58.016	30.869	1:28.885	80.15	0.831	16:24:47.618	
3 -	57.917	30.576	1:28.493 (3)	80.51	0.439	16:26:16.111	
4 -	58.476	30.716	1:29.192	79.87	1.138	16:27:45.303	
5 -	57.121	30.933	1:28.054 (1)	80.91		16:29:13.357	
6 -	56.940	31.252	1:28.192 (2)	80.78	0.138	16:30:41.549	
7 -	57.638	30.986	1:28.624	80.39	0.570	16:32:10.173	
8 -	57.485	32.223	1:29.708	79.42	1.654	16:33:39.881	
9 -	1:01.216	32.652	1:33.868	75.90	5.814	16:35:13.749	

P20 100 R		Mark PRATLEY		Yamaha TZR250 - www.ypmrc.co.uk			
IDEAL LAP TIME : 1:29.859		BEST LAP TIME : 1:29.900		DIFFERENCE : 0.041			
LAP	SECTOR 1	SECTOR 2	LAP TIME	MPH	DIFF	TIME OF DAY	
1 -		31.591	1:38.119	72.61	8.219	16:23:22.167	
2 -	59.126	31.652	1:30.778	78.48	0.878	16:24:52.945	
3 -	58.862	31.846	1:30.708	78.54	0.808	16:26:23.653	
4 -	58.965	31.827	1:30.792	78.47	0.892	16:27:54.445	
5 -	59.319	31.841	1:31.160	78.15	1.260	16:29:25.605	
6 -	58.933	31.702	1:30.635 (3)	78.60	0.735	16:30:56.240	
7 -	58.544	31.892	1:30.436 (2)	78.78	0.536	16:32:26.676	
8 -	59.634	31.760	1:31.394	77.95	1.494	16:33:58.070	
9 -	58.268	31.632	1:29.900 (1)	79.25		16:35:27.970	

BMCR - MRO Championships 2022 - Rnd 8 @ Donington Park National

DFDS Yamaha Past Masters

RACE 19 - SECTOR ANALYSIS



SECTOR 1 = FL to I1, SECTOR 2 = I1 to FL, DIFF = Difference To Personal Best Lap, P = Crossed Finish Line in Pit Lane, D = Time Disallowed

P21 36 R		Phil ZANUTTO		Yamaha TZR250 -		
IDEAL LAP TIME : 1:28.985		BEST LAP TIME : 1:28.985		DIFFERENCE : 0.000		
LAP	SECTOR 1	SECTOR 2	LAP TIME	MPH	DIFF	TIME OF DAY
1 -		30.528	1:35.093	74.92	6.108	16:23:19.141
2 -	58.931	30.567	1:29.498 (2)	79.60	0.513	16:24:48.639
3 -	58.883	30.829	1:29.712 (3)	79.41	0.727	16:26:18.351
4 -	58.596	30.389	1:28.985 (1)	80.06		16:27:47.336
5 -	58.697	31.395	1:30.092	79.08	1.107	16:29:17.428
6 -	58.672	31.220	1:29.892	79.25	0.907	16:30:47.320
7 -	58.837	31.783	1:30.620	78.62	1.635	16:32:17.940
8 -	1:14.729	32.270	1:46.999	66.58	18.014	16:34:04.939
9 -	1:00.027	31.901	1:31.928	77.50	2.943	16:35:36.867

P22 25 C		Stephen WIMBLE		Yamaha TZR250 - S.B.W Contractor		
IDEAL LAP TIME : 1:30.892		BEST LAP TIME : 1:31.362		DIFFERENCE : 0.470		
LAP	SECTOR 1	SECTOR 2	LAP TIME	MPH	DIFF	TIME OF DAY
1 -		31.603	1:37.501	73.07	6.139	16:23:21.549
2 -	59.289	32.490	1:31.779 (3)	77.62	0.417	16:24:53.328
3 -	59.569	32.009	1:31.578 (2)	77.79	0.216	16:26:24.906
4 -	59.436	31.926	1:31.362 (1)	77.98		16:27:56.268
5 -	59.564	32.486	1:32.050	77.39	0.688	16:29:28.318
6 -	1:00.403	33.464	1:33.867	75.90	2.505	16:31:02.185
7 -	1:00.087	32.550	1:32.637	76.90	1.275	16:32:34.822
8 -	1:00.246	31.903	1:32.149	77.31	0.787	16:34:06.971
9 -	59.956	31.894	1:31.850	77.56	0.488	16:35:38.821

P23 99 C		Paul FIRTH		Yamaha TZR250 - Joanne Porter		
IDEAL LAP TIME : 1:33.902		BEST LAP TIME : 1:33.902		DIFFERENCE : 0.000		
LAP	SECTOR 1	SECTOR 2	LAP TIME	MPH	DIFF	TIME OF DAY
1 -		34.123	1:43.253	69.00	9.351	16:23:27.301
2 -	1:03.519	33.540	1:37.059	73.40	3.157	16:25:04.360
3 -	1:03.475	33.117	1:36.592	73.76	2.690	16:26:40.952
4 -	1:02.789	32.959	1:35.748	74.41	1.846	16:28:16.700
5 -	1:02.197	32.524	1:34.721	75.21	0.819	16:29:51.421
6 -	1:01.779	32.502	1:34.281 (2)	75.56	0.379	16:31:25.702
7 -	1:01.976	32.620	1:34.596 (3)	75.31	0.694	16:33:00.298
8 -	1:01.512	32.390	1:33.902 (1)	75.87		16:34:34.200
9 -	1:02.189	32.491	1:34.680	75.24	0.778	16:36:08.880

P24 77 R		Adam COLLINS		Yamaha TZR250 - 2 Cows Racing		
IDEAL LAP TIME : 1:34.059		BEST LAP TIME : 1:34.059		DIFFERENCE : 0.000		
LAP	SECTOR 1	SECTOR 2	LAP TIME	MPH	DIFF	TIME OF DAY
1 -		32.831	1:42.079	69.79	8.020	16:23:26.127
2 -	1:01.335	32.724	1:34.059 (1)	75.74		16:25:00.186
3 -	1:01.828	33.184	1:35.012 (3)	74.98	0.953	16:26:35.198
4 -	1:02.406	33.131	1:35.537	74.57	1.478	16:28:10.735
5 -	1:01.613	33.023	1:34.636 (2)	75.28	0.577	16:29:45.371
6 -	1:02.105	33.134	1:35.239	74.80	1.180	16:31:20.610
7 -	1:06.430	33.816	1:40.246	71.07	6.187	16:33:00.856
8 -	1:02.537	33.078	1:35.615	74.51	1.556	16:34:36.471
9 -	1:01.851	33.198	1:35.049	74.95	0.990	16:36:11.520

BMCRC - MRO Championships 2022 - Rnd 8 @ Donington Park National

DFDS Yamaha Past Masters

RACE 19 - SECTOR ANALYSIS



SECTOR 1 = FL to I1, SECTOR 2 = I1 to FL, DIFF = Difference To Personal Best Lap, P = Crossed Finish Line in Pit Lane, D = Time Disallowed

P25 23 C		Zak PERRIN		Yamaha 350LC -		
IDEAL LAP TIME : 1:46.992		BEST LAP TIME : 1:47.004		DIFFERENCE : 0.012		
LAP	SECTOR 1	SECTOR 2	LAP TIME	MPH	DIFF	TIME OF DAY
1 -		39.379	2:02.603	58.11	15.599	16:23:46.651
2 -	1:14.437	38.094	1:52.531	63.31	5.527	16:25:39.182
3 -	1:13.994	38.575	1:52.569	63.29	5.565	16:27:31.751
4 -	1:14.674	38.207	1:52.881	63.11	5.877	16:29:24.632
5 -	1:13.545	37.340	1:50.885	64.25	3.881	16:31:15.517
6 -	1:12.281	36.774	1:49.055 (3)	65.33	2.051	16:33:04.572
7 -	1:11.858	36.933	1:48.791 (2)	65.48	1.787	16:34:53.363
8 -	1:10.218	36.786	1:47.004 (1)	66.58		16:36:40.367

P26 13		Doug EDMONDSON		Yamaha TZR250 - Stan Stephens Tuning		
IDEAL LAP TIME : 1:18.160		BEST LAP TIME : 1:18.179		DIFFERENCE : 0.019		
LAP	SECTOR 1	SECTOR 2	LAP TIME	MPH	DIFF	TIME OF DAY
1 -		28.054	1:23.126	85.70	4.947	16:23:07.174
2 -	50.901	27.980	1:18.881	90.32	0.702	16:24:26.055
3 -	51.025	27.575	1:18.600 (3)	90.64	0.421	16:25:44.655
4 -	50.751	27.510	1:18.261 (2)	91.03	0.082	16:27:02.916
5 -	50.770	27.409	1:18.179 (1)	91.13		16:28:21.095
6 -	51.255	28.003	1:19.258	89.89	1.079	16:29:40.353
7 -	51.330	28.247	1:19.577	89.53	1.398	16:30:59.930

P27 62 C		David PATERSON		Yamaha TZR 2MA - The love of a good woman		
IDEAL LAP TIME : 1:29.261		BEST LAP TIME : 1:29.395		DIFFERENCE : 0.134		
LAP	SECTOR 1	SECTOR 2	LAP TIME	MPH	DIFF	TIME OF DAY
1 -		30.920	1:34.417	75.45	5.022	16:23:18.465
2 -	58.658	30.737	1:29.395 (1)	79.69		16:24:47.860
3 -	58.804	30.603	1:29.407 (2)	79.68	0.012	16:26:17.267
4 -	59.334	30.830	1:30.164 (3)	79.01	0.769	16:27:47.431
5 -	59.329	32.039	1:31.368	77.97	1.973	16:29:18.799
6 -	59.693	31.185	1:30.878	78.39	1.483	16:30:49.677
7 -	59.704	31.281	1:30.985	78.30	1.590	16:32:20.662

BMCRC - MRO Championships 2022 - Rnd 8 @ Donington Park National

DFDS Yamaha Past Masters

RACE 19 - BEST SECTORS

SECTOR 1			SECTOR 2			IDEAL / BEST COMPARISON						
POS	NO	NAME	TIME	NO	NAME	TIME	POS	NO	NAME	IDEAL	BEST	DIFF
									PERFECT LAP	1:17.823		
1	51	WHOLEY	50.498	30	COOPER	27.325	1	51	WHOLEY	1:17.966	1:18.215	0.249
2	75	JOHNSON	50.574	19	BRANTON	27.353	2	75	JOHNSON	1:17.970	1:18.230	0.260
3	30	COOPER	50.738	75	JOHNSON	27.396	3	30	COOPER	1:18.063	1:18.324	0.261
4	13	EDMONDSON	50.751	13	EDMONDSON	27.409	4	13	EDMONDSON	1:18.160	1:18.179	0.019
5	19	BRANTON	51.022	51	WHOLEY	27.468	5	19	BRANTON	1:18.375	1:18.375	0.000
6	61	WELCH	51.797	61	WELCH	27.913	6	61	WELCH	1:19.710	1:19.710	0.000
7	74	WHITBY	51.869	27	HAYWARD	28.229	7	74	WHITBY	1:20.291	1:20.548	0.257
8	57	MOOK	52.033	57	MOOK	28.397	8	57	MOOK	1:20.430	1:20.466	0.036
9	27	HAYWARD	52.479	74	WHITBY	28.422	9	27	HAYWARD	1:20.708	1:20.786	0.078
10	15	PERKINS	53.293	15	PERKINS	28.633	10	15	PERKINS	1:21.926	1:21.926	0.000
11	92	MOOK	53.484	92	MOOK	28.720	11	92	MOOK	1:22.204	1:22.312	0.108
12	8	BALL	53.557	72	HAMILTON	29.003	12	8	BALL	1:22.566	1:22.755	0.189
13	70	BURSCOUGH	53.703	8	BALL	29.009	13	26	LEE	1:22.815	1:22.815	0.000
14	26	LEE	53.774	26	LEE	29.041	14	70	BURSCOUGH	1:22.898	1:22.998	0.100
15	72	HAMILTON	54.352	70	BURSCOUGH	29.195	15	72	HAMILTON	1:23.355	1:23.417	0.062
16	73	TURNER	55.818	46	MARSHALL	29.922	16	73	TURNER	1:25.803	1:25.803	0.000
17	69	ELLERAY	55.953	73	TURNER	29.985	17	69	ELLERAY	1:26.131	1:26.131	0.000
18	34	HARVIEK	55.971	69	ELLERAY	30.178	18	34	HARVIEK	1:26.270	1:26.545	0.275
19	46	MARSHALL	56.606	34	HARVIEK	30.299	19	46	MARSHALL	1:26.528	1:27.154	0.626
20	42	PEARSON	56.940	36	ZANUTTO	30.389	20	42	PEARSON	1:27.516	1:28.054	0.538
21	100	PRATLEY	58.268	42	PEARSON	30.576	21	36	ZANUTTO	1:28.985	1:28.985	0.000
22	36	ZANUTTO	58.596	62	PATERSON	30.603	22	62	PATERSON	1:29.261	1:29.395	0.134
23	62	PATERSON	58.658	100	PRATLEY	31.591	23	100	PRATLEY	1:29.859	1:29.900	0.041
24	25	WIMBLE	59.289	25	WIMBLE	31.603	24	25	WIMBLE	1:30.892	1:31.362	0.470
25	77	COLLINS	1:01.335	99	FIRTH	32.390	25	99	FIRTH	1:33.902	1:33.902	0.000
26	99	FIRTH	1:01.512	77	COLLINS	32.724	26	77	COLLINS	1:34.059	1:34.059	0.000
27	23	PERRIN	1:10.218	23	PERRIN	36.774	27	23	PERRIN	1:46.992	1:47.004	0.012

BMCRC - MRO Championships 2022 - Rnd 8 @ Donington Park National

DFDS Yamaha Past Masters

RACE 19 - STATISTICS

Competitors Started 27
Planned Start 2022-09-04 @ 17:00:00.000
Actual Start 2022-09-04 @ 16:21:44.047
Finish Time 2022-09-04 @ 16:34:53.826
Track Length 1.9790mi.
Total Laps 252
Total Distance Covered 498.7249mi.

Session Fastest Lap History

NO	CL	NAME	LAP TIME	TIME OF DAY	LAP	VEHICLE
75		Anthony JOHNSON	1:18.718	16:24:25.131	2	Yamaha TZR250
75		Anthony JOHNSON	1:18.230	16:25:43.361	3	Yamaha TZR250
13		Doug EDMONDSON	1:18.179	16:28:21.097	5	Yamaha TZR250

Session Leader History

NO	CL	NAME	FROM LAP	LAPS LED	DISTANCE	VEHICLE
75		Anthony JOHNSON	1	10	19.75 miles	Yamaha TZR250

Flag History

TYPE	TIME OF DAY
GREEN	16:21:44.047
FINISH	16:34:53.826

Flag Statistics

TYPE	COUNT	TOTAL LAPS	TOTAL TIME
Green	1	10	15:00.505
Red	0	0	0.000
Safety Car	0	0	0.000
FCY	0	0	0.000

BMCRC - MRO Championships 2022 - Rnd 8 @ Donington Park National

DFDS Yamaha Past Masters

RACE 19 - STATISTICS

CLASS :

14 Starters

Fastest Lap History

NO	NAME	LAP TIME	TIME OF DAY	LAP	VEHICLE
75	Anthony JOHNSON	1:18.718	16:24:25.131	2	Yamaha TZR250
75	Anthony JOHNSON	1:18.230	16:25:43.361	3	Yamaha TZR250
13	Doug EDMONDSON	1:18.179	16:28:21.097	5	Yamaha TZR250

Leader History

NO	NAME	FROM LAP	LAPS LED	DISTANCE	VEHICLE
75	Anthony JOHNSON	1	10	19.75 miles	Yamaha TZR250

BMCRC - MRO Championships 2022 - Rnd 8 @ Donington Park National

DFDS Yamaha Past Masters

RACE 19 - STATISTICS

CLASS : C

10 Starters

Fastest Lap History

NO	NAME	LAP TIME	TIME OF DAY	LAP	VEHICLE
92	Andrew MOOK	1:23.296	16:24:36.075	2	Yamaha TZR250
92	Andrew MOOK	1:23.277	16:28:47.364	5	Yamaha TZR250
92	Andrew MOOK	1:22.662	16:30:10.024	6	Yamaha TZR250
92	Andrew MOOK	1:22.312	16:31:32.337	7	Yamaha TZR250

Leader History

NO	NAME	FROM LAP	LAPS LED	DISTANCE	VEHICLE
92	Andrew MOOK	1	10	19.75 miles	Yamaha TZR250

BMCRC - MRO Championships 2022 - Rnd 8 @ Donington Park National

DFDS Yamaha Past Masters

RACE 19 - STATISTICS

CLASS : R

3 Starters

Fastest Lap History

NO	NAME	LAP TIME	TIME OF DAY	LAP	VEHICLE
36	Phil ZANUTTO	1:29.498	16:24:48.642	2	Yamaha TZR250
36	Phil ZANUTTO	1:28.985	16:27:47.338	4	Yamaha TZR250

Leader History

NO	NAME	FROM LAP	LAPS LED	DISTANCE	VEHICLE
36	Phil ZANUTTO	1	7	13.81 miles	Yamaha TZR250
100	Mark PRATLEY	8	2	3.95 miles	Yamaha TZR250