



BMCRC-MRO CHAMPIONSHIPS

2022

Round 7 – International Sidecar Festival 2022
Cadwell Park
6th / 7th August 2022



Timing & Results Provided by Timing Solutions Ltd

www.tsl-timing.com

INTA
MOTORCYCLE SERVICES LTD



**INTA MOTORCYCLES BLUE
HAZE GP / TAYMAR
MOTORCYCLES BLUE HAZE GPF**



International Sidecar Festival 2022

Cadwell Park

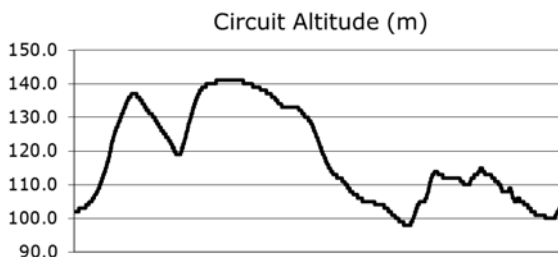
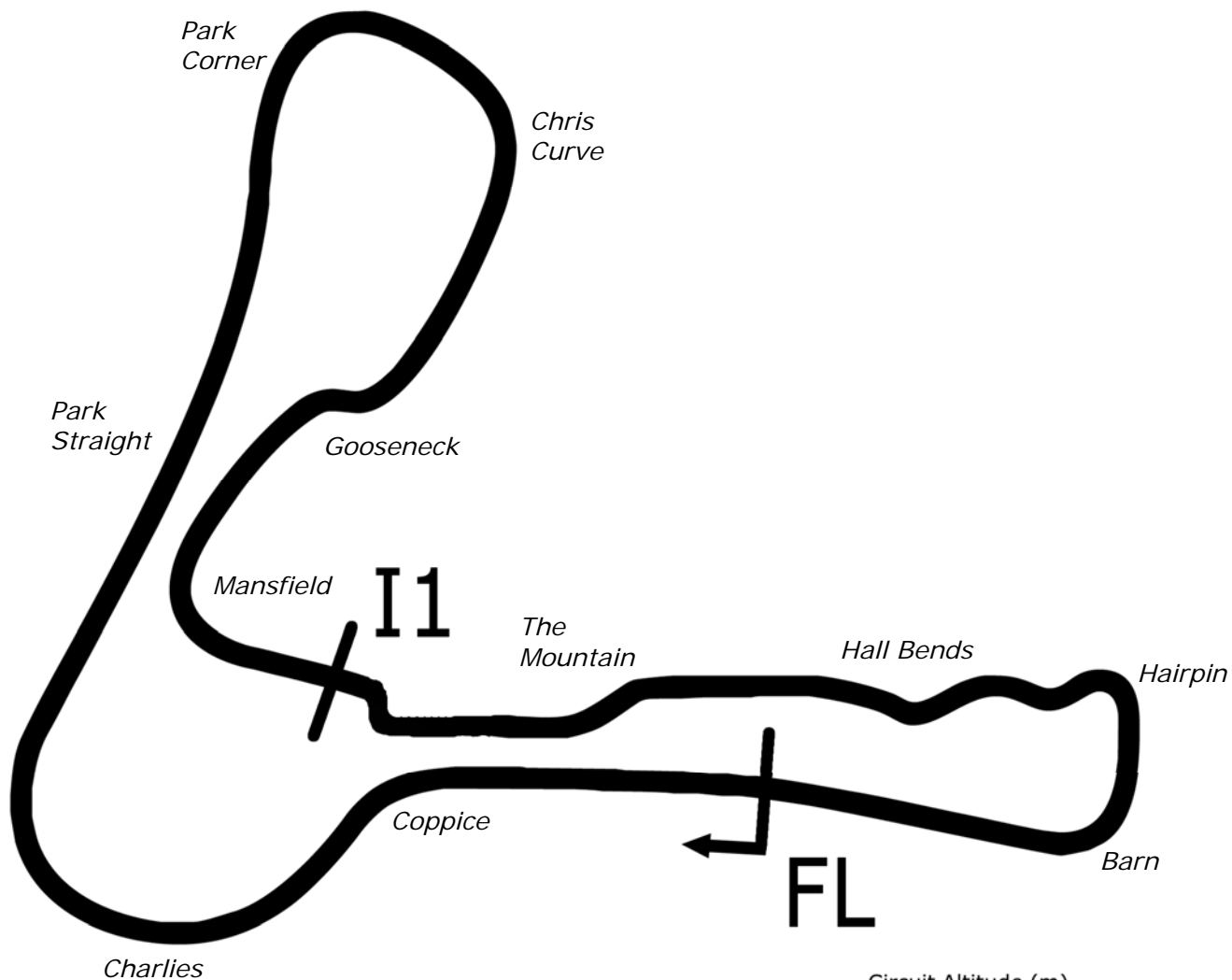
6th / 7th August 2022



Timing & Results Provided by Timing Solutions Ltd

www.tsl-timing.com

Cadwell Park



Length	2.1800 miles	3508.4 m	
FL		53.31024 N	0.05940 W
I1	2330m	53.30708 N	0.06270 W
Pit Entry	3472m	53.31103 N	0.05889 W
Pit Exit	0m after FL	53.31030 N	0.05940 W
Pit Entry-Pit Exit 92m, 6.6s @50kph, 5.5s @60kph			

All results available at www.tsl-timing.com

International Sidecar Revival 2022

Blue Haze GP & GPF

QUALIFYING - CLASSIFICATION

POS	NO	CL	PIC NAME	ENTRY	TIME	ON	LAPS	GAP	DIFF	MPH
1	24*	GP	1 Scott CARSON	Yamaha TZ350 - Tenpin Racing,All England Diamond C	1:41.099	5	7			77.62
2	7	GP	2 Bruce DUNN	Yamaha TZ250 - Bilstein UK	1:41.834	7	7	0.734	0.734	77.06
3	141	GPF	1 David ABRAHAM	Suzuki RG570 - Cambridge Motorcycles	1:43.788	6	7	2.688	1.954	75.61
4	64	GP	3 Phil ELLIS	Yamaha TZ250 4TW -	1:44.927	7	7	3.827	1.139	74.79
5	157	GPF	2 Geoff MOOK	Yamaha TZR 250 -	1:46.387	7	7	5.287	1.460	73.76
6	77	GP	4 Andrew GLASGOW	Yamaha TZ250 5KE - Hiab service (hw) ltd	1:46.734	3	6	5.634	0.347	73.52
7	247	GPF	3 Lee HEALEY	Suzuki VJ22 - Specialised welding and fabrications	1:47.366	7	7	6.266	0.632	73.09
8	29	GPF	4 Derek CRIPPS	Yamaha TZR - Kelly Cripps - Team FBR	1:47.692	5	5	6.592	0.326	72.87
9	4	GPF	5 James SEATH	Aprilia RS250 - Ovenden Earthmoving	1:47.757	6	7	6.657	0.065	72.83
10	8	GP	5 Phil ATKINSON	Yamaha TZ350 - ROSE MOT/Q Oil Treatments	1:48.373	3	3	7.273	0.616	72.41
11	17	GPF	6 Rik BALLERINI	Yamaha TZR 250 -	1:48.591	3	5	7.491	0.218	72.27
12	110	GPF	7 Mark HAIGH	Aprilia RS250 - Chesterfield CarClinic/The Tuning Work	1:49.991	6	6	8.891	1.400	71.35
13	6	GP	6 Richard HAYWARD	Yamaha TZ250 - Hazel Motors/ Gforce	1:51.301	6	6	10.201	1.310	70.51
14	26	GPF	8 Damian LEE	Yamaha TZR250 - Leed Autos	1:52.916	5	6	11.816	1.615	69.50
15	52	GP	7 Stephen BAYLEY	Yamaha TZ 250 - Mander Organ Builders	1:53.212	6	6	12.112	0.296	69.32
16	125	GPF	9 Steve HIGERTY	Yamaha TZR250 - Yellow House/Cambridge MC's	1:53.259	4	6	12.159	0.047	69.29
17	18	GPF	10 Marc PRENTICE	Yamaha TZR250 -	1:55.548	5	6	14.448	2.289	67.92
18	199	GPF	11 Michael FROST	Yamaha TZR250 -	1:55.684	6	6	14.584	0.136	67.84
19	234	GPF	12 Andy FLUX	Aprilia RS 250 - Mach 1 Automotive LTD / Goodwin Pe	1:56.057	4	6	14.957	0.373	67.62
20	631	GPF	13 Angela CRAGG	Honda NSR MC18 - Roger Munsey	1:56.369	4	6	15.269	0.312	67.44
21	28	GP	8 Liam McCARTER	Yamaha TZ250 - Katie McCarter	1:57.420	2	2	16.320	1.051	66.83
22	142	GPF	14 Martin PEARSON	Yamaha TZR250 - Viking Inspection	1:57.463	6	6	16.363	0.043	66.81
23	565	GPF	15 Louis KERSHAW	Aprilia RS250 -	1:59.695	5	5	18.595	2.232	65.56
24	25	GPF	16 Stephen WIMBLE	YAMAHA TZR 250 - S.B.W Contractor	2:01.066	6	6	19.966	1.371	64.82
25	167	GPF	17 Mark BAILEY	Yamaha TZR - Elite Air conditioning Ltd. Hydroflow plur	2:01.867	5	5	20.767	0.801	64.39
26	88	GP	9 George PRINOS	Yamaha TZ250 - KAPPA PLANNING LTD	2:03.730	5	5	22.630	1.863	63.42

* Bike 24 - Please fit a working transponder

Weather / Track : Bright / Dry

These results are provisional until the conclusion of any judicial and technical matters.

Cadwell Park: 2.1800 miles

Date: 06/08/2022 Start: 08:59 Finish: 09:11

Clerk Of Course :	Stewards :	Timekeeper : <i>Craig Smith</i>
-------------------	------------	------------------------------------

Results can be found at www.tsl-timing.com

Printed - 09:15 Saturday, 06 August 2022



International Sidecar Revival 2022

Blue Haze GP & GPF

QUALIFYING - SECTOR ANALYSIS



SECTOR 1 = FL to I1, SECTOR 2 = I1 to FL, DIFF = Difference To Personal Best Lap, P = Crossed Finish Line in Pit Lane, D = Time Disallowed

P1		24 GP		Scott CARSON		Yamaha TZ350 - Tenpin Racing, All England Diamond Drilling an	
IDEAL LAP TIME :		BEST LAP TIME : 1:41.099		DIFFERENCE :			
LAP	SECTOR 1	SECTOR 2	LAP TIME	MPH	DIFF	TIME OF DAY	
1 -			1:51.943	70.10	10.843	09:02:27.541	
2 -			1:48.063	72.62	6.963	09:04:15.604	
3 -			1:44.442	75.14	3.342	09:06:00.046	
4 -			1:44.186 (3)	75.32	3.087	09:07:44.232	
5 -			1:41.099 (1)	77.62		09:09:25.332	
6 -			1:41.265 (2)	77.50	0.165	09:11:06.597	
7 -			1:44.248	75.28	3.148	09:12:50.845	

P2		7 GP		Bruce DUNN		Yamaha TZ250 - Bilstein UK	
IDEAL LAP TIME : 1:41.834		BEST LAP TIME : 1:41.834		DIFFERENCE : 0.000			
LAP	SECTOR 1	SECTOR 2	LAP TIME	MPH	DIFF	TIME OF DAY	
1 -	1:03.517	45.140	1:48.657	72.22	6.823	09:02:59.061	
2 -	1:01.583	45.033	1:46.616	73.61	4.782	09:04:45.677	
3 -	1:00.418	43.968	1:44.386 (3)	75.18	2.552	09:06:30.063	
4 -	59.108	46.349	1:45.457	74.41	3.623	09:08:15.520	
5 -	1:01.005	43.530	1:44.535	75.07	2.701	09:10:00.055	
6 -	1:00.159	43.242	1:43.401 (2)	75.89	1.567	09:11:43.456	
7 -	58.652	43.182	1:41.834 (1)	77.06		09:13:25.290	

P3		141 GPF		David ABRAHAM		Suzuki RG570 - Cambridge Motorcycles	
IDEAL LAP TIME : 1:43.410		BEST LAP TIME : 1:43.788		DIFFERENCE : 0.378			
LAP	SECTOR 1	SECTOR 2	LAP TIME	MPH	DIFF	TIME OF DAY	
1 -	1:08.059	46.293	1:54.352	68.63	10.564	09:02:14.682	
2 -	1:01.340	44.347	1:45.687	74.25	1.899	09:04:00.369	
3 -	1:01.267	44.615	1:45.882	74.12	2.094	09:05:46.251	
4 -	1:01.163	43.874	1:45.037 (3)	74.71	1.249	09:07:31.288	
5 -	1:00.868	45.008	1:45.876	74.12	2.088	09:09:17.164	
6 -	1:00.258	43.530	1:43.788 (1)	75.61		09:11:00.952	
7 -	59.880	43.990	1:43.870 (2)	75.55	0.082	09:12:44.822	

P4		64 GP		Phil ELLIS		Yamaha TZ250 4TW -	
IDEAL LAP TIME : 1:44.875		BEST LAP TIME : 1:44.927		DIFFERENCE : 0.052			
LAP	SECTOR 1	SECTOR 2	LAP TIME	MPH	DIFF	TIME OF DAY	
1 -	1:10.553	48.916	1:59.469	65.69	14.542	09:02:20.496	
2 -	1:03.064	45.320	1:48.384	72.40	3.457	09:04:08.880	
3 -	1:01.677	45.525	1:47.202	73.20	2.275	09:05:56.082	
4 -	1:03.521	44.584	1:48.105	72.59	3.178	09:07:44.187	
5 -	1:01.109	44.101	1:45.210 (2)	74.59	0.283	09:09:29.397	
6 -	1:02.253	44.035	1:46.288 (3)	73.83	1.361	09:11:15.685	
7 -	1:00.840	44.087	1:44.927 (1)	74.79		09:13:00.612	

P5		157 GPF		Geoff MOOK		Yamaha TZR 250 -	
IDEAL LAP TIME : 1:46.387		BEST LAP TIME : 1:46.387		DIFFERENCE : 0.000			
LAP	SECTOR 1	SECTOR 2	LAP TIME	MPH	DIFF	TIME OF DAY	
1 -	1:09.814	50.848	2:00.662	65.04	14.275	09:02:22.770	
2 -	1:05.372	46.416	1:51.788	70.20	5.401	09:04:14.558	
3 -	1:02.915	45.419	1:48.334 (3)	72.44	1.947	09:06:02.892	
4 -	1:02.650	46.789	1:49.439	71.71	3.052	09:07:52.331	
5 -	1:01.597	44.972	1:46.569 (2)	73.64	0.182	09:09:38.900	
6 -	1:02.785	45.835	1:48.620	72.25	2.233	09:11:27.520	
7 -	1:01.534	44.853	1:46.387 (1)	73.76		09:13:13.907	

International Sidecar Revival 2022

Blue Haze GP & GPF

QUALIFYING - SECTOR ANALYSIS



SECTOR 1 = FL to I1, SECTOR 2 = I1 to FL, DIFF = Difference To Personal Best Lap, P = Crossed Finish Line in Pit Lane, D = Time Disallowed

P6		77 GP		Andrew GLASGOW		Yamaha TZ250 5KE - Hiab service (hw) ltd	
IDEAL LAP TIME : 1:46.734		BEST LAP TIME : 1:46.734		DIFFERENCE : 0.000			
LAP	SECTOR 1	SECTOR 2	LAP TIME	MPH	DIFF	TIME OF DAY	
1 -	1:05.736	49.262	1:54.998	68.24	8.264	09:02:45.655	
2 -	1:04.867	47.945	1:52.812	69.56	6.078	09:04:38.467	
3 -	1:01.988	44.746	1:46.734 (1)	73.52		09:06:25.201	
4 -	1:02.873	47.470	1:50.343	71.12	3.609	09:08:15.544	
5 -	1:02.213	47.219	1:49.432 (2)	71.71	2.698	09:10:04.976	
6 -	1:04.622	45.383	1:50.005 (3)	71.34	3.271	09:11:54.981	

P7		247 GPF		Lee HEALEY		Suzuki VJ22 - Specialised welding and fabrications	
IDEAL LAP TIME : 1:47.030		BEST LAP TIME : 1:47.366		DIFFERENCE : 0.336			
LAP	SECTOR 1	SECTOR 2	LAP TIME	MPH	DIFF	TIME OF DAY	
1 -	1:08.941	50.070	1:59.011	65.94	11.645	09:02:24.586	
2 -	1:04.208	46.517	1:50.725	70.87	3.359	09:04:15.311	
3 -	1:03.225	45.070	1:48.295	72.46	0.929	09:06:03.606	
4 -	1:03.141	47.332	1:50.473	71.04	3.107	09:07:54.079	
5 -	1:03.168	44.902	1:48.070 (3)	72.62	0.704	09:09:42.149	
6 -	1:02.379	45.083	1:47.462 (2)	73.03	0.096	09:11:29.611	
7 -	1:02.715	44.651	1:47.366 (1)	73.09		09:13:16.977	

P8		29 GPF		Derek CRIPPS		Yamaha TZR - Kelly Cripps - Team FBR	
IDEAL LAP TIME : 1:47.692		BEST LAP TIME : 1:47.692		DIFFERENCE : 0.000			
LAP	SECTOR 1	SECTOR 2	LAP TIME	MPH	DIFF	TIME OF DAY	
1 -	1:10.483	47.978	1:58.461	66.25	10.769	09:02:27.427	
2 -	1:03.620	45.798	1:49.418	71.72	1.726	09:04:16.845	
3 -	1:02.727	45.165	1:47.892 (2)	72.74	0.200	09:06:04.737	
4 -	1:02.806	46.140	1:48.946 (3)	72.03	1.254	09:07:53.683	
5 -	1:02.617	45.075	1:47.692 (1)	72.87		09:09:41.375	

P9		4 GPF		James SEATH		Aprilia RS250 - Ovenden Earthmoving	
IDEAL LAP TIME : 1:47.326		BEST LAP TIME : 1:47.757		DIFFERENCE : 0.431			
LAP	SECTOR 1	SECTOR 2	LAP TIME	MPH	DIFF	TIME OF DAY	
1 -	1:05.898	48.266	1:54.164	68.74	6.407	09:02:24.805	
2 -	1:04.241	46.944	1:51.185	70.58	3.428	09:04:15.990	
3 -	1:02.712	45.092	1:47.804 (2)	72.79	0.047	09:06:03.794	
4 -	1:04.237	46.375	1:50.612	70.95	2.855	09:07:54.406	
5 -	1:03.282	44.806	1:48.088 (3)	72.60	0.331	09:09:42.494	
6 -	1:02.520	45.237	1:47.757 (1)	72.83		09:11:30.251	
7 -	1:04.411	44.987	1:49.398	71.73	1.641	09:13:19.649	

P10		8 GP		Phil ATKINSON		Yamaha TZ350 - ROSE MOT/Q Oil Treatments	
IDEAL LAP TIME : 1:48.320		BEST LAP TIME : 1:48.373		DIFFERENCE : 0.053			
LAP	SECTOR 1	SECTOR 2	LAP TIME	MPH	DIFF	TIME OF DAY	
1 -	1:11.178	50.970	2:02.148 (3)	64.25	13.775	09:02:22.221	
2 -	1:05.450	46.382	1:51.832 (2)	70.17	3.459	09:04:14.053	
3 -	1:02.895	45.478	1:48.373 (1)	72.41		09:06:02.426	

P11		17 GPF		Rik BALLERINI		Yamaha TZR 250 -	
IDEAL LAP TIME : 1:48.591		BEST LAP TIME : 1:48.591		DIFFERENCE : 0.000			
LAP	SECTOR 1	SECTOR 2	LAP TIME	MPH	DIFF	TIME OF DAY	
1 -	1:06.439	46.555	1:52.994	69.45	4.403	09:02:30.281	
2 -	1:03.822	47.891	1:51.713 (3)	70.25	3.122	09:04:21.994	
3 -	1:02.884	45.707	1:48.591 (1)	72.27		09:06:10.585	
4 -	1:03.552	46.267	1:49.819 (2)	71.46	1.228	09:08:00.404	
5 -	1:04.452	47.575	1:52.027	70.05	3.436	09:09:52.431	

International Sidecar Revival 2022

Blue Haze GP & GPF

QUALIFYING - SECTOR ANALYSIS



SECTOR 1 = FL to I1, SECTOR 2 = I1 to FL, DIFF = Difference To Personal Best Lap, P = Crossed Finish Line in Pit Lane, D = Time Disallowed

P12 110 GPF		Mark HAIGH		Aprilia RS250 - Chesterfield CarClinic/The Tuning Works			
IDEAL LAP TIME : 1:49.991		BEST LAP TIME : 1:49.991		DIFFERENCE : 0.000			
LAP	SECTOR 1	SECTOR 2	LAP TIME	MPH	DIFF	TIME OF DAY	
1 -	1:20.202	51.995	2:12.197	59.36	22.206	09:03:46.902	
2 -	1:11.330	50.186	2:01.516	64.58	11.525	09:05:48.418	
3 -	1:06.751	49.321	1:56.072	67.61	6.081	09:07:44.490	
4 -	1:05.087	46.866	1:51.953 (2)	70.10	1.962	09:09:36.443	
5 -	1:06.333	46.691	1:53.024 (3)	69.43	3.033	09:11:29.467	
6 -	1:04.107	45.884	1:49.991 (1)	71.35		09:13:19.458	

P13 6 GP		Richard HAYWARD		Yamaha TZ250 - Hazel Motors/ Gforce			
IDEAL LAP TIME : 1:50.435		BEST LAP TIME : 1:51.301		DIFFERENCE : 0.866			
LAP	SECTOR 1	SECTOR 2	LAP TIME	MPH	DIFF	TIME OF DAY	
1 -	1:11.406	49.478	2:00.884	64.92	9.583	09:02:58.189	
2 -	1:05.980	47.632	1:53.612	69.07	2.311	09:04:51.801	
3 -	1:05.615	47.723	1:53.338 (3)	69.24	2.037	09:06:45.139	
4 -	1:05.761	48.348	1:54.109	68.77	2.808	09:08:39.248	
5 -	1:06.683	45.944	1:52.627 (2)	69.68	1.326	09:10:31.875	
6 -	1:04.491	46.810	1:51.301 (1)	70.51		09:12:23.176	

P14 26 GPF		Damian LEE		Yamaha TZR250 - Leed Autos			
IDEAL LAP TIME : 1:52.234		BEST LAP TIME : 1:52.916		DIFFERENCE : 0.682			
LAP	SECTOR 1	SECTOR 2	LAP TIME	MPH	DIFF	TIME OF DAY	
1 -	1:10.611	50.152	2:00.763	64.98	7.847	09:02:26.448	
2 -	1:06.989	49.615	1:56.604	67.30	3.688	09:04:23.052	
3 -	1:06.846	47.701	1:54.547 (3)	68.51	1.631	09:06:17.599	
4 -	1:05.790	47.551	1:53.341 (2)	69.24	0.425	09:08:10.940	
5 -	1:06.472	46.444	1:52.916 (1)	69.50		09:10:03.856	
6 -	1:06.139	49.068	1:55.207	68.12	2.291	09:11:59.063	

P15 52 GP		Stephen BAYLEY		Yamaha TZ 250 - Mander Organ Builders			
IDEAL LAP TIME : 1:53.212		BEST LAP TIME : 1:53.212		DIFFERENCE : 0.000			
LAP	SECTOR 1	SECTOR 2	LAP TIME	MPH	DIFF	TIME OF DAY	
1 -	1:11.521	55.215	2:06.736	61.92	13.524	09:02:46.712	
2 -	1:10.363	48.814	1:59.177	65.85	5.965	09:04:45.889	
3 -	1:08.071	49.373	1:57.444	66.82	4.232	09:06:43.333	
4 -	1:07.248	48.161	1:55.409 (2)	68.00	2.197	09:08:38.742	
5 -	1:07.400	48.713	1:56.113 (3)	67.58	2.901	09:10:34.855	
6 -	1:06.255	46.957	1:53.212 (1)	69.32		09:12:28.067	

P16 125 GPF		Steve HIGERTY		Yamaha TZR250 - Yellow House/Cambridge MC's			
IDEAL LAP TIME : 1:53.066		BEST LAP TIME : 1:53.259		DIFFERENCE : 0.193			
LAP	SECTOR 1	SECTOR 2	LAP TIME	MPH	DIFF	TIME OF DAY	
1 -	1:10.900	50.101	2:01.001	64.85	7.742	09:02:26.117	
2 -	1:07.583	49.406	1:56.989	67.08	3.730	09:04:23.106	
3 -	1:05.496	48.620	1:54.116 (2)	68.77	0.857	09:06:17.222	
4 -	1:05.689	47.570	1:53.259 (1)	69.29		09:08:10.481	
5 -	1:06.728	47.913	1:54.641	68.45	1.382	09:10:05.122	
6 -	1:06.041	48.284	1:54.325 (3)	68.64	1.066	09:11:59.447	

P17 18 GPF		Marc PRENTICE		Yamaha TZR250 -			
IDEAL LAP TIME : 1:55.287		BEST LAP TIME : 1:55.548		DIFFERENCE : 0.261			
LAP	SECTOR 1	SECTOR 2	LAP TIME	MPH	DIFF	TIME OF DAY	
1 -	1:09.440	49.802	1:59.242	65.81	3.694	09:02:27.666	
2 -	1:07.615	48.917	1:56.532 (3)	67.34	0.984	09:04:24.198	
3 -	1:07.504	48.838	1:56.342 (2)	67.45	0.794	09:06:20.540	
4 -	1:07.298	49.565	1:56.863	67.15	1.315	09:08:17.403	
5 -	1:07.559	47.989	1:55.548 (1)	67.92		09:10:12.951	
6 -	1:07.657	49.781	1:57.438	66.82	1.890	09:12:10.389	

International Sidecar Revival 2022

Blue Haze GP & GPF

QUALIFYING - SECTOR ANALYSIS



SECTOR 1 = FL to I1, SECTOR 2 = I1 to FL, DIFF = Difference To Personal Best Lap, P = Crossed Finish Line in Pit Lane, D = Time Disallowed

P18		199 GPF		Michael FROST		Yamaha TZR250 -	
IDEAL LAP TIME : 1:55.684		BEST LAP TIME : 1:55.684		DIFFERENCE : 0.000			
LAP	SECTOR 1	SECTOR 2	LAP TIME	MPH	DIFF	TIME OF DAY	
1 -	1:10.069	53.474	2:03.543	63.52	7.859	09:02:46.190	
2 -	1:08.265	49.763	1:58.028 (3)	66.49	2.344	09:04:44.218	
3 -	1:08.871	50.016	1:58.887	66.01	3.203	09:06:43.105	
4 -	1:09.729	49.836	1:59.565	65.63	3.881	09:08:42.670	
5 -	1:07.661	48.942	1:56.603 (2)	67.30	0.919	09:10:39.273	
6 -	1:06.760	48.924	1:55.684 (1)	67.84		09:12:34.957	

P19		234 GPF		Andy FLUX		Aprilia RS 250 - Mach 1 Automotive LTD / Goodwin Pest Manag	
IDEAL LAP TIME : 1:55.789		BEST LAP TIME : 1:56.057		DIFFERENCE : 0.268			
LAP	SECTOR 1	SECTOR 2	LAP TIME	MPH	DIFF	TIME OF DAY	
1 -	1:12.135	53.719	2:05.854	62.35	9.797	09:02:47.680	
2 -	1:11.652	52.432	2:04.084	63.24	8.027	09:04:51.764	
3 -	1:08.097	48.057	1:56.154 (2)	67.56	0.097	09:06:47.918	
4 -	1:07.732	48.325	1:56.057 (1)	67.62		09:08:43.975	
5 -	1:07.978	50.111	1:58.089	66.45	2.032	09:10:42.064	
6 -	1:07.947	49.893	1:57.840 (3)	66.59	1.783	09:12:39.904	

P20		631 GPF		Angela CRAGG		Honda NSR MC18 - Roger Munsey	
IDEAL LAP TIME : 1:56.268		BEST LAP TIME : 1:56.369		DIFFERENCE : 0.101			
LAP	SECTOR 1	SECTOR 2	LAP TIME	MPH	DIFF	TIME OF DAY	
1 -	1:10.596	51.119	2:01.715	64.47	5.346	09:02:24.705	
2 -	1:08.535	49.510	1:58.045	66.48	1.676	09:04:22.750	
3 -	1:08.043	48.797	1:56.840 (3)	67.16	0.471	09:06:19.590	
4 -	1:07.471	48.898	1:56.369 (1)	67.44		09:08:15.959	
5 -	1:07.553	48.908	1:56.461 (2)	67.38	0.092	09:10:12.420	
6 -	1:07.960	49.435	1:57.395	66.85	1.026	09:12:09.815	

P21		28 GP		Liam McCARTER		Yamaha TZ250 - Katie McCarter	
IDEAL LAP TIME : 1:57.420		BEST LAP TIME : 1:57.420		DIFFERENCE : 0.000			
LAP	SECTOR 1	SECTOR 2	LAP TIME	MPH	DIFF	TIME OF DAY	
1 -	1:14.315	53.820	2:08.135 (2)	61.24	10.715	09:02:46.135	
2 -	1:09.852	47.568	1:57.420 (1)	66.83		09:04:43.555	

P22		142 GPF		Martin PEARSON		Yamaha TZR250 - Viking Inspection	
IDEAL LAP TIME : 1:57.463		BEST LAP TIME : 1:57.463		DIFFERENCE : 0.000			
LAP	SECTOR 1	SECTOR 2	LAP TIME	MPH	DIFF	TIME OF DAY	
1 -	1:15.382	52.357	2:07.739	61.43	10.276	09:02:34.914	
2 -	1:12.596	53.207	2:05.803	62.38	8.340	09:04:40.717	
3 -	1:11.911	50.255	2:02.166	64.24	4.703	09:06:42.883	
4 -	1:09.607	50.073	1:59.680 (3)	65.57	2.217	09:08:42.563	
5 -	1:09.137	49.812	1:58.949 (2)	65.97	1.486	09:10:41.512	
6 -	1:08.217	49.246	1:57.463 (1)	66.81		09:12:38.975	

P23		565 GPF		Louis KERSHAW		Aprilia RS250 -	
IDEAL LAP TIME : 1:59.695		BEST LAP TIME : 1:59.695		DIFFERENCE : 0.000			
LAP	SECTOR 1	SECTOR 2	LAP TIME	MPH	DIFF	TIME OF DAY	
1 -	1:22.793	52.777	2:15.570	57.88	15.875	09:03:51.772	
2 -	1:13.332	51.449	2:04.781	62.89	5.086	09:05:56.553	
3 -	1:11.245	50.113	2:01.358 (3)	64.66	1.663	09:07:57.911	
4 -	1:10.908	50.279	2:01.187 (2)	64.75	1.492	09:09:59.098	
5 -	1:09.949	49.746	1:59.695 (1)	65.56		09:11:58.793	

International Sidecar Revival 2022

Blue Haze GP & GPF

QUALIFYING - SECTOR ANALYSIS



SECTOR 1 = FL to I1, SECTOR 2 = I1 to FL, DIFF = Difference To Personal Best Lap, P = Crossed Finish Line in Pit Lane, D = Time Disallowed

P24 25 GPF Stephen WIMBLE		YAMAHA TZR 250 - S.B.W Contractor				
IDEAL LAP TIME : 2:00.992		BEST LAP TIME : 2:01.066		DIFFERENCE : 0.074		
LAP	SECTOR 1	SECTOR 2	LAP TIME	MPH	DIFF	TIME OF DAY
1 -	1:19.323	55.149	2:14.472	58.36	13.406	09:02:46.181
2 -	1:12.801	52.655	2:05.456	62.55	4.390	09:04:51.637
3 -	1:11.423	52.772	2:04.195	63.19	3.129	09:06:55.832
4 -	1:11.016	51.443	2:02.459 (3)	64.08	1.393	09:08:58.291
5 -	1:10.673	50.536	2:01.209 (2)	64.74	0.143	09:10:59.500
6 -	1:10.456	50.610	2:01.066 (1)	64.82		09:13:00.566

P25 167 GPF Mark BAILEY		Yamaha TZR - Elite Air conditioning Ltd. Hydroflow plumbing ltd				
IDEAL LAP TIME : 2:01.867		BEST LAP TIME : 2:01.867		DIFFERENCE : 0.000		
LAP	SECTOR 1	SECTOR 2	LAP TIME	MPH	DIFF	TIME OF DAY
1 -	1:20.440	56.165	2:16.605	57.45	14.738	09:05:11.046
2 -	1:14.396	53.042	2:07.438	61.58	5.571	09:07:18.484
3 -	1:13.074	52.583	2:05.657 (3)	62.45	3.790	09:09:24.141
4 -	1:12.726	52.906	2:05.632 (2)	62.46	3.765	09:11:29.773
5 -	1:10.934	50.933	2:01.867 (1)	64.39		09:13:31.640

P26 88 GP George PRINOS		Yamaha TZ250 - KAPPA PLANNING LTD				
IDEAL LAP TIME : 2:03.480		BEST LAP TIME : 2:03.730		DIFFERENCE : 0.250		
LAP	SECTOR 1	SECTOR 2	LAP TIME	MPH	DIFF	TIME OF DAY
1 -	1:22.140	54.274	2:16.414	57.53	12.684	09:03:42.811
2 -	1:15.198	52.718	2:07.916	61.35	4.186	09:05:50.727
3 -	1:12.009	51.967	2:03.976 (2)	63.30	0.246	09:07:54.703
4 -	1:12.409	51.711	2:04.120 (3)	63.22	0.390	09:09:58.823
5 -	1:12.259	51.471	2:03.730 (1)	63.42		09:12:02.553

International Sidecar Revival 2022

Blue Haze GP & GPF

QUALIFYING - BEST SECTORS

SECTOR 1			SECTOR 2			IDEAL / BEST COMPARISON						
POS	NO	NAME	TIME	NO	NAME	TIME	POS	NO	NAME	IDEAL	BEST	DIFF
									PERFECT LAP	1:41.834		
1	7	DUNN	58.652	7	DUNN	43.182	1	7	DUNN	1:41.834	1:41.834	0.000
2	141	ABRAHAM	59.880	141	ABRAHAM	43.530	2	141	ABRAHAM	1:43.410	1:43.788	0.378
3	64	ELLIS	1:00.840	64	ELLIS	44.035	3	64	ELLIS	1:44.875	1:44.927	0.052
4	157	MOOK	1:01.534	247	HEALEY	44.651	4	157	MOOK	1:46.387	1:46.387	0.000
5	77	GLASGOW	1:01.988	77	GLASGOW	44.746	5	77	GLASGOW	1:46.734	1:46.734	0.000
6	247	HEALEY	1:02.379	4	SEATH	44.806	6	247	HEALEY	1:47.030	1:47.366	0.336
7	4	SEATH	1:02.520	157	MOOK	44.853	7	4	SEATH	1:47.326	1:47.757	0.431
8	29	CRIPPS	1:02.617	29	CRIPPS	45.075	8	29	CRIPPS	1:47.692	1:47.692	0.000
9	8	ATKINSON	1:02.842	8	ATKINSON	45.478	9	8	ATKINSON	1:48.320	1:48.373	0.053
10	17	BALLERINI	1:02.884	17	BALLERINI	45.707	10	17	BALLERINI	1:48.591	1:48.591	0.000
11	110	HAIGH	1:04.107	110	HAIGH	45.884	11	110	HAIGH	1:49.991	1:49.991	0.000
12	6	HAYWARD	1:04.491	6	HAYWARD	45.944	12	6	HAYWARD	1:50.435	1:51.301	0.866
13	125	HIGERTY	1:05.496	26	LEE	46.444	13	26	LEE	1:52.234	1:52.916	0.682
14	26	LEE	1:05.790	52	BAYLEY	46.957	14	125	HIGERTY	1:53.066	1:53.259	0.193
15	52	BAYLEY	1:06.255	28	McCARTER	47.568	15	52	BAYLEY	1:53.212	1:53.212	0.000
16	199	FROST	1:06.760	125	HIGERTY	47.570	16	18	PRENTICE	1:55.287	1:55.548	0.261
17	18	PRENTICE	1:07.298	18	PRENTICE	47.989	17	199	FROST	1:55.684	1:55.684	0.000
18	631	CRAGG	1:07.471	234	FLUX	48.057	18	234	FLUX	1:55.789	1:56.057	0.268
19	234	FLUX	1:07.732	631	CRAGG	48.797	19	631	CRAGG	1:56.268	1:56.369	0.101
20	142	PEARSON	1:08.217	199	FROST	48.924	20	28	McCARTER	1:57.420	1:57.420	0.000
21	28	McCARTER	1:09.852	142	PEARSON	49.246	21	142	PEARSON	1:57.463	1:57.463	0.000
22	565	KERSHAW	1:09.949	565	KERSHAW	49.746	22	565	KERSHAW	1:59.695	1:59.695	0.000
23	25	WIMBLE	1:10.456	25	WIMBLE	50.536	23	25	WIMBLE	2:00.992	2:01.066	0.074
24	167	BAILEY	1:10.934	167	BAILEY	50.933	24	167	BAILEY	2:01.867	2:01.867	0.000
25	88	PRINOS	1:12.009	88	PRINOS	51.471	25	88	PRINOS	2:03.480	2:03.730	0.250
26							26	24	CARSON		1:41.099	

International Sidecar Revival 2022

Blue Haze GP & GPF

QUALIFYING - STATISTICS

Competitors Started 26
Planned Start 2022-08-06 @ 09:00:00.000
Actual Start 2022-08-06 @ 08:59:43.532
Finish Time 2022-08-06 @ 09:11:54.980
Track Length 2.1800mi.
Total Laps 151
Total Distance Covered 329.1828mi.

Session Fastest Lap History

NO	CL	NAME	LAP TIME	TIME OF DAY	LAP	VEHICLE
141	GPF	David ABRAHAM	1:54.352	09:02:14.697	1	Suzuki RG570
4	GPF	James SEATH	1:54.164	09:02:24.800	1	Aprilia RS250
24	GP	Scott CARSON	1:51.943	09:02:27.541	1	Yamaha TZ350
7	GP	Bruce DUNN	1:48.657	09:02:59.065	1	Yamaha TZ250
141	GPF	David ABRAHAM	1:45.687	09:04:00.387	2	Suzuki RG570
24	GP	Scott CARSON	1:44.442	09:06:00.046	3	Yamaha TZ350
7	GP	Bruce DUNN	1:44.386	09:06:30.067	3	Yamaha TZ250
24	GP	Scott CARSON	1:44.186	09:07:44.232	4	Yamaha TZ350
24	GP	Scott CARSON	1:41.099	09:09:25.332	5	Yamaha TZ350

Flag History

TYPE	TIME OF DAY
GREEN	08:59:43.532
FINISH	09:11:54.980

Flag Statistics

TYPE	COUNT	TOTAL LAPS	TOTAL TIME
Green	1	7	14:12.994
Red	0	0	0.000
Safety Car	0	0	0.000
FCY	0	0	0.000

International Sidecar Revival 2022

Blue Haze GP & GPF

QUALIFYING - STATISTICS

CLASS : GP

9 Starters

Fastest Lap History

NO	NAME	LAP TIME	TIME OF DAY	LAP	VEHICLE
64	Phil ELLIS	1:59.469	09:02:20.506	1	Yamaha TZ250 4TW
24	Scott CARSON	1:51.943	09:02:27.541	1	Yamaha TZ350
7	Bruce DUNN	1:48.657	09:02:59.065	1	Yamaha TZ250
64	Phil ELLIS	1:48.384	09:04:08.890	2	Yamaha TZ250 4TW
24	Scott CARSON	1:48.063	09:04:15.604	2	Yamaha TZ350
7	Bruce DUNN	1:46.616	09:04:45.686	2	Yamaha TZ250
24	Scott CARSON	1:44.442	09:06:00.046	3	Yamaha TZ350
7	Bruce DUNN	1:44.386	09:06:30.067	3	Yamaha TZ250
24	Scott CARSON	1:44.186	09:07:44.232	4	Yamaha TZ350
24	Scott CARSON	1:41.099	09:09:25.332	5	Yamaha TZ350

International Sidecar Revival 2022

Blue Haze GP & GPF

QUALIFYING - STATISTICS

CLASS : GPF

17 Starters

Fastest Lap History

NO	NAME	LAP TIME	TIME OF DAY	LAP	VEHICLE
141	David ABRAHAM	1:54.352	09:02:14.697	1	Suzuki RG570
4	James SEATH	1:54.164	09:02:24.800	1	Aprilia RS250
17	Rik BALLERINI	1:52.994	09:02:30.314	1	Yamaha TZR 250
141	David ABRAHAM	1:45.687	09:04:00.387	2	Suzuki RG570
141	David ABRAHAM	1:45.037	09:07:31.304	4	Suzuki RG570
141	David ABRAHAM	1:43.788	09:11:00.970	6	Suzuki RG570

International Sidecar Revival 2022

Blue Haze GP & GPF

RACE 1 - GRID (6 Laps)

ROW 10	28	60	Daniel GOUGH	29		30			
ROW 9	25	167	Mark BAILEY	26	88	George PRINOS	27	3	Tom BARRETT
ROW 8	22	142	Martin PEARSON	23	565	Louis KERSHAW	24	25	Stephen WIMBLE
ROW 7	19	234	Andy FLUX	20	631	Angela CRAGG	21	28	Liam McCARTER
ROW 6	16	125	Steve HIGERTY	17	18	Marc PRENTICE	18	199	Michael FROST
ROW 5	13	6	Richard HAYWARD	14	26	Damian LEE	15	52	Stephen BAYLEY
ROW 4	10	8	Phil ATKINSON	11	17	Rik BALLERINI	12	110	Mark HAIGH
ROW 3	7	247	Lee HEALEY	8	29	Derek CRIPPS	9	4	James SEATH
ROW 2	4	64	Phil ELLIS	5	157	Geoff MOOK	6	77	Andrew GLASGOW
ROW 1	1	24	Scott CARSON	2	7	Bruce DUNN	3	141	David ABRAHAM
Pole									

Cadwell Park: 2.1800 miles

These results are provisional until the conclusion of any judicial and technical matters.

Clerk Of Course :	Stewards :	Timekeeper : Craig Smith
-------------------	------------	--------------------------

Results can be found at www.tsl-timing.com

Printed - 09:17 Saturday, 06 August 2022



International Sidecar Revival 2022

Blue Haze GP & GPF

RACE 1 - CLASSIFICATION

POS	NO	CL	PIC NAME	ENTRY	LAPS	TIME	GAP	DIFF	MPH	BEST	ON
1	7	GP	1 Bruce DUNN	Yamaha TZ250 - Bilstein UK	6	10:11.320			77.02	1:39.824	6
2	8	GP	2 Phil ATKINSON	Yamaha TZ350 - ROSE MOT/Q Oil Treatments	6	10:11.662	0.342	0.342	76.98	1:39.795	6
3	24	GP	3 Scott CARSON	Yamaha TZ350 - Tenpin Racing,All England Diamon	6	10:14.550	3.230	2.888	76.62	1:40.590	5
4	64	GP	4 Phil ELLIS	Yamaha TZ250 4TW -	6	10:18.945	7.625	4.395	76.07	1:41.864	4
5	141	GPF	1 David ABRAHAM	Suzuki RG570 - Cambridge Motorcycles	6	10:22.269	10.949	3.324	75.67	1:42.452	5
6	157	GPF	2 Geoff MOOK	Yamaha TZR 250 -	6	10:41.172	29.852	18.903	73.44	1:45.213	2
7	77	GP	5 Andrew GLASGOW	Yamaha TZ250 5KE - Hiab service (hw) ltd	6	10:46.045	34.725	4.873	72.88	1:45.700	4
8	17	GPF	3 Rik BALLERINI	Yamaha TZR 250 -	6	10:49.615	38.295	3.570	72.48	1:45.549	4
9	6	GP	6 Richard HAYWARD	Yamaha TZ250 - Hazel Motors/ Gforce	6	10:49.872	38.552	0.257	72.45	1:46.072	4
10	4	GPF	4 James SEATH	Aprilia RS250 - Ovenden Earthmoving	6	10:51.655	40.335	1.783	72.25	1:46.688	6
11	247	GPF	5 Lee HEALEY	Suzuki VJ22 - Specialised welding and fabrications	6	10:51.766	40.446	0.111	72.24	1:46.605	6
12	26	GPF	6 Damian LEE	Yamaha TZR250 - Leed Autos	6	11:06.909	55.589	15.143	70.60	1:48.678	6
13	110	GPF	7 Mark HAIGH	Aprilia RS250 - Chesterfield CarClinic/The Tuning W	6	11:07.225	55.905	0.316	70.57	1:48.216	2
14	29	GPF	8 Derek CRIPPS	Yamaha TZR - Kelly Cripps - Team FBR	6	11:11.068	59.748	3.843	70.16	1:47.104	6
15	125	GPF	9 Steve HIGERTY	Yamaha TZR250 - Yellow House/Cambridge MC's	6	11:13.429	1:02.109	2.361	69.92	1:50.476	5
16	199	GPF	10 Michael FROST	Yamaha TZR250 -	6	11:24.575	1:13.255	11.146	68.78	1:51.152	4
17	52	GP	7 Stephen BAYLEY	Yamaha TZ 250 - Mander Organ Builders	6	11:26.199	1:14.879	1.624	68.62	1:51.590	6
18	18	GPF	11 Marc PRENTICE	Yamaha TZR250 -	6	11:29.572	1:18.252	3.373	68.28	1:53.038	4
19	142	GPF	12 Martin PEARSON	Yamaha TZR250 - Viking Inspection	6	11:34.587	1:23.267	5.015	67.79	1:53.562	4
20	631	GPF	13 Angela CRAGG	Honda NSR MC18 - Roger Munsey	6	11:39.849	1:28.529	5.262	67.28	1:55.064	3
21	234	GPF	14 Andy FLUX	Aprilia RS 250 - Mach 1 Automotive LTD / Goodwin	6	11:40.308	1:28.988	0.459	67.23	1:54.193	3
22	88	GP	8 George PRINOS	Yamaha TZ250 - KAPPA PLANNING LTD	6	11:48.262	1:36.942	7.954	66.48	1:51.486	4
23	167	GPF	15 Mark BAILEY	Yamaha TZR - Elite Air conditioning Ltd. Hydroflow p	6	11:54.221	1:42.901	5.959	65.92	1:56.480	6
24	25	GPF	16 Stephen WIMBLE	YAMAHA TZR 250 - S.B.W Contractor	6	11:54.550	1:43.230	0.329	65.89	1:56.098	2

NOT CLASSIFIED

DNF	565	GPF	Louis KERSHAW	Aprilia RS250 -	3	5:58.139	3 Laps	3 Laps	65.74	1:53.963	3
DNF	28	GP	Liam McCARTER	Yamaha TZ250 - Katie McCarter	1	1:58.698	5 Laps	2 Laps	66.11		

FASTEST LAP

	8	GP	Phil ATKINSON	Yamaha TZ350 - ROSE MOT/Q Oil Treatments	6	1:39.795			78.64 mph	126.56 kph	
	141	GPF	David ABRAHAM	Suzuki RG570 - Cambridge Motorcycles	5	1:42.452			76.60 mph	123.27 kph	

Class GP - 92.5% of Race Speed = 71.24 mph
 Class GPF - 92.5% of Race Speed = 69.99 mph

Race Distance: 6 Laps / 13.08 miles
 Cadwell Park: 2.1800 miles

Date: 06/08/2022 Start: 11:30 Finish: 11:40

Weather / Track : Bright / Dry

These results are provisional until the conclusion of any judicial and technical matters.

Clerk Of Course :	Stewards :	Timekeeper : Craig Smith
-------------------	------------	--------------------------

Results can be found at www.tsl-timing.com

Printed - 11:42 Saturday, 06 August 2022



International Sidecar Revival 2022

Blue Haze GP & GPF

RACE 1 - LAP CHART

LAP 1 @ 11:32:15.599

NO	BEHIND	LAP TIME
7		1:46.610
24	0.458	1:47.068
64	1.146	1:47.756
141	1.442	1:48.052
8	2.492	1:49.102
157	4.377	1:50.987
247	6.882	1:53.492
4	7.144	1:53.754
77	7.190	1:53.800
17	8.584	1:55.194
6	9.717	1:56.327
26	10.966	1:57.576
28	12.088	1:58.698
110	12.245	1:58.855
125	12.957	1:59.567
18	14.213	2:00.823
631	16.172	2:02.782
199	16.262	2:02.872
142	16.864	2:03.474
88	17.151	2:03.761
234	18.247	2:04.857
52	18.565	2:05.175
25	19.672	2:06.282
167	20.481	2:07.091
29	21.213	2:07.823
565	21.913	2:08.523

LAP 2 @ 11:33:56.990

NO	BEHIND	LAP TIME
24		1:40.933
7	0.125	1:41.516
64	1.980	1:42.225
8	2.161	1:41.060
141	2.971	1:42.920
157	8.199	1:45.213
77	12.700	1:46.901
247	13.596	1:48.105
4	14.082	1:48.329
17	14.223	1:47.030
6	15.584	1:47.258
26	18.312	1:48.737
110	19.070	1:48.216
125	22.359	1:50.793
18	26.505	1:53.683
88	27.417	1:51.657
199	28.558	1:53.687
142	29.475	1:54.002
631	30.409	1:55.628
29	30.650	1:50.828
52	30.753	1:53.579
234	31.861	1:55.005
25	34.379	1:56.098
565	36.175	1:55.653
167	37.823	1:58.733

LAP 3 @ 11:35:38.851

NO	BEHIND	LAP TIME
7		1:41.736
24	0.420	1:42.281
8	0.741	1:40.441
64	2.479	1:42.360
141	3.632	1:42.522

157	12.559	1:46.221
77	17.710	1:46.871
17	18.697	1:46.335
247	19.235	1:47.500
4	19.780	1:47.559
6	20.739	1:47.016
110	27.246	1:50.037
26	28.051	1:51.600
125	31.139	1:50.641
88	37.237	1:51.681
29	38.985	1:50.196
199	39.111	1:52.414
18	40.436	1:55.792
52	40.755	1:51.863
142	42.573	1:54.959
631	43.612	1:55.064
234	44.193	1:54.193
565	48.277	1:53.963
25	51.674	1:59.156
167	53.852	1:57.890

LAP 4 @ 11:37:20.119

NO	BEHIND	LAP TIME
7		1:41.268
8	0.719	1:41.246
24	1.682	1:42.530
64	3.075	1:41.864
141	5.218	1:42.854
157	16.936	1:45.645
77	22.142	1:45.700
17	22.978	1:45.549
247	25.238	1:47.271
4	25.504	1:46.992
6	25.543	1:46.072
110	36.369	1:50.391
26	37.544	1:50.761
125	40.416	1:50.545
29	45.407	1:47.690
88	47.455	1:51.486
199	48.995	1:51.152
52	51.227	1:51.740
18	52.206	1:53.038
142	54.867	1:53.562
631	57.514	1:55.170
234	57.904	1:54.979
167	1:09.624	1:57.040
25	1:09.814	1:59.408

LAP 5 @ 11:39:00.485

NO	BEHIND	LAP TIME
7		1:40.366
8	0.371	1:40.018
24	1.906	1:40.590
64	4.910	1:42.201
141	7.304	1:42.452
157	22.561	1:45.991
77	27.617	1:45.841
17	29.839	1:47.227
6	32.035	1:46.858
4	33.471	1:48.333
247	33.665	1:48.793
110	46.373	1:50.370
26	46.735	1:49.557
125	50.526	1:50.476
29	52.468	1:47.427

199	1:00.772	1:52.143
52	1:03.113	1:52.252
18	1:04.913	1:53.073
142	1:08.358	1:53.857
631	1:12.854	1:55.706
234	1:13.160	1:55.622
88	1:22.095	2:15.006
167	1:26.245	1:56.987
25	1:26.930	1:57.482

LAP 6 @ 11:40:40.309

NO	BEHIND	LAP TIME
7		1:39.824
8	0.342	1:39.795
24	3.230	1:41.148
64	7.625	1:42.539
141	10.949	1:43.469
157	29.852	1:47.115
77	34.725	1:46.932
17	38.295	1:48.280
6	38.552	1:46.341
4	40.335	1:46.688
247	40.446	1:46.605
26	55.589	1:48.678
110	55.905	1:49.356
29	59.748	1:47.104
125	1:02.109	1:51.407
199	1:13.255	1:52.307
52	1:14.879	1:51.590
18	1:18.252	1:53.163
142	1:23.267	1:54.733
631	1:28.529	1:55.499
234	1:28.988	1:55.652
88	1:36.942	1:54.671
167	1:42.901	1:56.480
25	1:43.230	1:56.124

International Sidecar Revival 2022

Blue Haze GP & GPF

RACE 1 - SECTOR ANALYSIS



SECTOR 1 = FL to I1, SECTOR 2 = I1 to FL, DIFF = Difference To Personal Best Lap, P = Crossed Finish Line in Pit Lane, D = Time Disallowed

P1		7 GP		Bruce DUNN		Yamaha TZ250 - Bilstein UK	
IDEAL LAP TIME : 1:39.824		BEST LAP TIME : 1:39.824		DIFFERENCE : 0.000			
LAP	SECTOR 1	SECTOR 2	LAP TIME	MPH	DIFF	TIME OF DAY	
1 -		42.807	1:46.610	73.61	6.786	11:32:15.599	
2 -	58.557	42.959	1:41.516	77.30	1.692	11:33:57.115	
3 -	58.867	42.869	1:41.736	77.14	1.912	11:35:38.851	
4 -	58.539	42.729	1:41.268 (3)	77.49	1.444	11:37:20.119	
5 -	58.067	42.299	1:40.366 (2)	78.19	0.542	11:39:00.485	
6 -	57.765	42.059	1:39.824 (1)	78.61		11:40:40.309	

P2		8 GP		Phil ATKINSON		Yamaha TZ350 - ROSE MOT/Q Oil Treatments	
IDEAL LAP TIME : 1:39.438		BEST LAP TIME : 1:39.795		DIFFERENCE : 0.357			
LAP	SECTOR 1	SECTOR 2	LAP TIME	MPH	DIFF	TIME OF DAY	
1 -		42.657	1:49.102	71.93	9.307	11:32:18.091	
2 -	58.521	42.539	1:41.060	77.65	1.265	11:33:59.151	
3 -	58.666	41.775	1:40.441 (3)	78.13	0.646	11:35:39.592	
4 -	58.179	43.067	1:41.246	77.51	1.451	11:37:20.838	
5 -	57.861	42.157	1:40.018 (2)	78.46	0.223	11:39:00.856	
6 -	57.663	42.132	1:39.795 (1)	78.64		11:40:40.651	

P3		24 GP		Scott CARSON		Yamaha TZ350 - Tenpin Racing,All England Diamond Drilling an	
IDEAL LAP TIME : 1:40.466		BEST LAP TIME : 1:40.590		DIFFERENCE : 0.124			
LAP	SECTOR 1	SECTOR 2	LAP TIME	MPH	DIFF	TIME OF DAY	
1 -		42.893	1:47.068	73.29	6.478	11:32:16.057	
2 -	58.445	42.488	1:40.933 (2)	77.75	0.343	11:33:56.990	
3 -	59.211	43.070	1:42.281	76.73	1.691	11:35:39.271	
4 -	58.275	44.255	1:42.530	76.54	1.940	11:37:21.801	
5 -	58.399	42.191	1:40.590 (1)	78.02		11:39:02.391	
6 -	58.519	42.629	1:41.148 (3)	77.58	0.558	11:40:43.539	

P4		64 GP		Phil ELLIS		Yamaha TZ250 4TW -	
IDEAL LAP TIME : 1:41.546		BEST LAP TIME : 1:41.864		DIFFERENCE : 0.318			
LAP	SECTOR 1	SECTOR 2	LAP TIME	MPH	DIFF	TIME OF DAY	
1 -		43.142	1:47.756	72.83	5.892	11:32:16.745	
2 -	59.394	42.831	1:42.225 (3)	76.77	0.361	11:33:58.970	
3 -	59.876	42.484	1:42.360	76.67	0.496	11:35:41.330	
4 -	59.062	42.802	1:41.864 (1)	77.04		11:37:23.194	
5 -	59.198	43.003	1:42.201 (2)	76.79	0.337	11:39:05.395	
6 -	59.288	43.251	1:42.539	76.53	0.675	11:40:47.934	

P5		141 GPF		David ABRAHAM		Suzuki RG570 - Cambridge Motorcycles	
IDEAL LAP TIME : 1:42.127		BEST LAP TIME : 1:42.452		DIFFERENCE : 0.325			
LAP	SECTOR 1	SECTOR 2	LAP TIME	MPH	DIFF	TIME OF DAY	
1 -		43.023	1:48.052	72.63	5.600	11:32:17.041	
2 -	59.869	43.051	1:42.920	76.25	0.468	11:33:59.961	
3 -	59.352	43.170	1:42.522 (2)	76.55	0.070	11:35:42.483	
4 -	59.619	43.235	1:42.854 (3)	76.30	0.402	11:37:25.337	
5 -	59.104	43.348	1:42.452 (1)	76.60		11:39:07.789	
6 -	59.575	43.894	1:43.469	75.84	1.017	11:40:51.258	

P6		157 GPF		Geoff MOOK		Yamaha TZR 250 -	
IDEAL LAP TIME : 1:44.336		BEST LAP TIME : 1:45.213		DIFFERENCE : 0.877			
LAP	SECTOR 1	SECTOR 2	LAP TIME	MPH	DIFF	TIME OF DAY	
1 -		43.808	1:50.987	70.71	5.774	11:32:19.976	
2 -	1:00.528	44.685	1:45.213 (1)	74.59		11:34:05.189	
3 -	1:01.823	44.398	1:46.221	73.88	1.008	11:35:51.410	
4 -	1:01.114	44.531	1:45.645 (2)	74.28	0.432	11:37:37.055	
5 -	1:01.342	44.649	1:45.991 (3)	74.04	0.778	11:39:23.046	
6 -	1:02.043	45.072	1:47.115	73.26	1.902	11:41:10.161	

International Sidecar Revival 2022

Blue Haze GP & GPF

RACE 1 - SECTOR ANALYSIS



SECTOR 1 = FL to I1, SECTOR 2 = I1 to FL, DIFF = Difference To Personal Best Lap, P = Crossed Finish Line in Pit Lane, D = Time Disallowed

P7 77 GP Andrew GLASGOW		Yamaha TZ250 5KE - Hiab service (hw) ltd				
IDEAL LAP TIME : 1:45.232		BEST LAP TIME : 1:45.700		DIFFERENCE : 0.468		
LAP	SECTOR 1	SECTOR 2	LAP TIME	MPH	DIFF	TIME OF DAY
1 -		45.004	1:53.800	68.96	8.100	11:32:22.789
2 -	1:02.322	44.579	1:46.901	73.41	1.201	11:34:09.690
3 -	1:02.412	44.459	1:46.871 (3)	73.43	1.171	11:35:56.561
4 -	1:01.583	44.117	1:45.700 (1)	74.24		11:37:42.261
5 -	1:02.192	43.649	1:45.841 (2)	74.14	0.141	11:39:28.102
6 -	1:02.201	44.731	1:46.932	73.39	1.232	11:41:15.034

P8 17 GPF Rik BALLERINI		Yamaha TZR 250 -				
IDEAL LAP TIME : 1:45.549		BEST LAP TIME : 1:45.549		DIFFERENCE : 0.000		
LAP	SECTOR 1	SECTOR 2	LAP TIME	MPH	DIFF	TIME OF DAY
1 -		45.050	1:55.194	68.12	9.645	11:32:24.183
2 -	1:01.948	45.082	1:47.030 (3)	73.32	1.481	11:34:11.213
3 -	1:01.868	44.467	1:46.335 (2)	73.80	0.786	11:35:57.548
4 -	1:01.216	44.333	1:45.549 (1)	74.35		11:37:43.097
5 -	1:02.129	45.098	1:47.227	73.19	1.678	11:39:30.324
6 -	1:02.733	45.547	1:48.280	72.47	2.731	11:41:18.604

P9 6 GP Richard HAYWARD		Yamaha TZ250 - Hazel Motors/ Gforce				
IDEAL LAP TIME : 1:45.577		BEST LAP TIME : 1:46.072		DIFFERENCE : 0.495		
LAP	SECTOR 1	SECTOR 2	LAP TIME	MPH	DIFF	TIME OF DAY
1 -		45.466	1:56.327	67.46	10.255	11:32:25.316
2 -	1:02.166	45.092	1:47.258	73.16	1.186	11:34:12.574
3 -	1:02.321	44.695	1:47.016	73.33	0.944	11:35:59.590
4 -	1:01.330	44.742	1:46.072 (1)	73.98		11:37:45.662
5 -	1:01.890	44.968	1:46.858 (3)	73.44	0.786	11:39:32.520
6 -	1:02.094	44.247	1:46.341 (2)	73.80	0.269	11:41:18.861

P10 4 GPF James SEATH		Aprilia RS250 - Ovenden Earthmoving				
IDEAL LAP TIME : 1:46.688		BEST LAP TIME : 1:46.688		DIFFERENCE : 0.000		
LAP	SECTOR 1	SECTOR 2	LAP TIME	MPH	DIFF	TIME OF DAY
1 -		45.055	1:53.754	68.99	7.066	11:32:22.743
2 -	1:02.998	45.331	1:48.329	72.44	1.641	11:34:11.072
3 -	1:02.612	44.947	1:47.559 (3)	72.96	0.871	11:35:58.631
4 -	1:02.062	44.930	1:46.992 (2)	73.35	0.304	11:37:45.623
5 -	1:02.642	45.691	1:48.333	72.44	1.645	11:39:33.956
6 -	1:01.762	44.926	1:46.688 (1)	73.56		11:41:20.644

P11 247 GPF Lee HEALEY		Suzuki VJ22 - Specialised welding and fabrications				
IDEAL LAP TIME : 1:46.564		BEST LAP TIME : 1:46.605		DIFFERENCE : 0.041		
LAP	SECTOR 1	SECTOR 2	LAP TIME	MPH	DIFF	TIME OF DAY
1 -		45.199	1:53.492	69.15	6.887	11:32:22.481
2 -	1:02.953	45.152	1:48.105	72.59	1.500	11:34:10.586
3 -	1:02.712	44.788	1:47.500 (3)	73.00	0.895	11:35:58.086
4 -	1:02.134	45.137	1:47.271 (2)	73.16	0.666	11:37:45.357
5 -	1:02.472	46.321	1:48.793	72.13	2.188	11:39:34.150
6 -	1:02.175	44.430	1:46.605 (1)	73.61		11:41:20.755

P12 26 GPF Damian LEE		Yamaha TZR250 - Leed Autos				
IDEAL LAP TIME : 1:48.275		BEST LAP TIME : 1:48.678		DIFFERENCE : 0.403		
LAP	SECTOR 1	SECTOR 2	LAP TIME	MPH	DIFF	TIME OF DAY
1 -		46.236	1:57.576	66.74	8.898	11:32:26.565
2 -	1:03.195	45.542	1:48.737 (2)	72.17	0.059	11:34:15.302
3 -	1:05.375	46.225	1:51.600	70.32	2.922	11:36:06.902
4 -	1:04.504	46.257	1:50.761	70.85	2.083	11:37:57.663
5 -	1:03.969	45.588	1:49.557 (3)	71.63	0.879	11:39:47.220
6 -	1:03.598	45.080	1:48.678 (1)	72.21		11:41:35.898

International Sidecar Revival 2022

Blue Haze GP & GPF

RACE 1 - SECTOR ANALYSIS



SECTOR 1 = FL to I1, SECTOR 2 = I1 to FL, DIFF = Difference To Personal Best Lap, P = Crossed Finish Line in Pit Lane, D = Time Disallowed

P13 110 GPF		Mark HAIGH		Aprilia RS250 - Chesterfield CarClinic/The Tuning Works			
IDEAL LAP TIME : 1:47.849		BEST LAP TIME : 1:48.216		DIFFERENCE : 0.367			
LAP	SECTOR 1	SECTOR 2	LAP TIME	MPH	DIFF	TIME OF DAY	
1 -		48.032	1:58.855	66.03	10.639	11:32:27.844	
2 -	1:02.548	45.668	1:48.216 (1)	72.52		11:34:16.060	
3 -	1:04.012	46.025	1:50.037 (3)	71.32	1.821	11:36:06.097	
4 -	1:04.979	45.412	1:50.391	71.09	2.175	11:37:56.488	
5 -	1:03.803	46.567	1:50.370	71.10	2.154	11:39:46.858	
6 -	1:04.055	45.301	1:49.356 (2)	71.76	1.140	11:41:36.214	

P14 29 GPF		Derek CRIPPS		Yamaha TZR - Kelly Cripps - Team FBR			
IDEAL LAP TIME : 1:47.104		BEST LAP TIME : 1:47.104		DIFFERENCE : 0.000			
LAP	SECTOR 1	SECTOR 2	LAP TIME	MPH	DIFF	TIME OF DAY	
1 -		46.295	2:07.823	61.39	20.719	11:32:36.812	
2 -	1:03.594	47.234	1:50.828	70.81	3.724	11:34:27.640	
3 -	1:03.524	46.672	1:50.196	71.21	3.092	11:36:17.836	
4 -	1:02.920	44.770	1:47.690 (3)	72.87	0.586	11:38:05.526	
5 -	1:02.425	45.002	1:47.427 (2)	73.05	0.323	11:39:52.953	
6 -	1:02.370	44.734	1:47.104 (1)	73.27		11:41:40.057	

P15 125 GPF		Steve HIGERTY		Yamaha TZR250 - Yellow House/Cambridge MC's			
IDEAL LAP TIME : 1:50.111		BEST LAP TIME : 1:50.476		DIFFERENCE : 0.365			
LAP	SECTOR 1	SECTOR 2	LAP TIME	MPH	DIFF	TIME OF DAY	
1 -		47.201	1:59.567	65.63	9.091	11:32:28.556	
2 -	1:04.489	46.304	1:50.793	70.83	0.317	11:34:19.349	
3 -	1:04.622	46.019	1:50.641 (3)	70.93	0.165	11:36:09.990	
4 -	1:04.108	46.437	1:50.545 (2)	70.99	0.069	11:38:00.535	
5 -	1:04.092	46.384	1:50.476 (1)	71.03		11:39:51.011	
6 -	1:04.657	46.750	1:51.407	70.44	0.931	11:41:42.418	

P16 199 GPF		Michael FROST		Yamaha TZR250 -			
IDEAL LAP TIME : 1:51.152		BEST LAP TIME : 1:51.152		DIFFERENCE : 0.000			
LAP	SECTOR 1	SECTOR 2	LAP TIME	MPH	DIFF	TIME OF DAY	
1 -		48.310	2:02.872	63.87	11.720	11:32:31.861	
2 -	1:06.289	47.398	1:53.687	69.03	2.535	11:34:25.548	
3 -	1:04.958	47.456	1:52.414	69.81	1.262	11:36:17.962	
4 -	1:04.297	46.855	1:51.152 (1)	70.60		11:38:09.114	
5 -	1:05.162	46.981	1:52.143 (2)	69.98	0.991	11:40:01.257	
6 -	1:05.271	47.036	1:52.307 (3)	69.88	1.155	11:41:53.564	

P17 52 GP		Stephen BAYLEY		Yamaha TZ 250 - Mander Organ Builders			
IDEAL LAP TIME : 1:51.379		BEST LAP TIME : 1:51.590		DIFFERENCE : 0.211			
LAP	SECTOR 1	SECTOR 2	LAP TIME	MPH	DIFF	TIME OF DAY	
1 -		48.893	2:05.175	62.69	13.585	11:32:34.164	
2 -	1:05.615	47.964	1:53.579	69.09	1.989	11:34:27.743	
3 -	1:05.055	46.808	1:51.863 (3)	70.15	0.273	11:36:19.606	
4 -	1:04.800	46.940	1:51.740 (2)	70.23	0.150	11:38:11.346	
5 -	1:05.019	47.233	1:52.252	69.91	0.662	11:40:03.598	
6 -	1:04.571	47.019	1:51.590 (1)	70.32		11:41:55.188	

P18 18 GPF		Marc PRENTICE		Yamaha TZR250 -			
IDEAL LAP TIME : 1:52.457		BEST LAP TIME : 1:53.038		DIFFERENCE : 0.581			
LAP	SECTOR 1	SECTOR 2	LAP TIME	MPH	DIFF	TIME OF DAY	
1 -		46.755	2:00.823	64.95	7.785	11:32:29.812	
2 -	1:06.751	46.932	1:53.683	69.03	0.645	11:34:23.495	
3 -	1:07.838	47.954	1:55.792	67.77	2.754	11:36:19.287	
4 -	1:05.798	47.240	1:53.038 (1)	69.42		11:38:12.325	
5 -	1:05.795	47.278	1:53.073 (2)	69.40	0.035	11:40:05.398	
6 -	1:05.702	47.461	1:53.163 (3)	69.35	0.125	11:41:58.561	

International Sidecar Revival 2022

Blue Haze GP & GPF

RACE 1 - SECTOR ANALYSIS



SECTOR 1 = FL to I1, SECTOR 2 = I1 to FL, DIFF = Difference To Personal Best Lap, P = Crossed Finish Line in Pit Lane, D = Time Disallowed

P19 142 GPF		Martin PEARSON		Yamaha TZR250 - Viking Inspection		
IDEAL LAP TIME : 1:52.901		BEST LAP TIME : 1:53.562		DIFFERENCE : 0.661		
LAP	SECTOR 1	SECTOR 2	LAP TIME	MPH	DIFF	TIME OF DAY
1 -		48.131	2:03.474	63.56	9.912	11:32:32.463
2 -	1:06.511	47.491	1:54.002 (3)	68.84	0.440	11:34:26.465
3 -	1:07.095	47.864	1:54.959	68.26	1.397	11:36:21.424
4 -	1:05.410	48.152	1:53.562 (1)	69.10		11:38:14.986
5 -	1:06.334	47.523	1:53.857 (2)	68.92	0.295	11:40:08.843
6 -	1:06.215	48.518	1:54.733	68.40	1.171	11:42:03.576

P20 631 GPF		Angela CRAGG		Honda NSR MC18 - Roger Munsey		
IDEAL LAP TIME : 1:54.411		BEST LAP TIME : 1:55.064		DIFFERENCE : 0.653		
LAP	SECTOR 1	SECTOR 2	LAP TIME	MPH	DIFF	TIME OF DAY
1 -		48.427	2:02.782	63.91	7.718	11:32:31.771
2 -	1:07.729	47.899	1:55.628	67.87	0.564	11:34:27.399
3 -	1:06.970	48.094	1:55.064 (1)	68.20		11:36:22.463
4 -	1:06.512	48.658	1:55.170 (2)	68.14	0.106	11:38:17.633
5 -	1:07.133	48.573	1:55.706	67.82	0.642	11:40:13.339
6 -	1:06.906	48.593	1:55.499 (3)	67.94	0.435	11:42:08.838

P21 234 GPF		Andy FLUX		Aprilia RS 250 - Mach 1 Automotive LTD / Goodwin Pest Manag		
IDEAL LAP TIME : 1:54.193		BEST LAP TIME : 1:54.193		DIFFERENCE : 0.000		
LAP	SECTOR 1	SECTOR 2	LAP TIME	MPH	DIFF	TIME OF DAY
1 -		49.097	2:04.857	62.85	10.664	11:32:33.846
2 -	1:06.990	48.015	1:55.005 (3)	68.24	0.812	11:34:28.851
3 -	1:06.605	47.588	1:54.193 (1)	68.72		11:36:23.044
4 -	1:06.656	48.323	1:54.979 (2)	68.25	0.786	11:38:18.023
5 -	1:07.120	48.502	1:55.622	67.87	1.429	11:40:13.645
6 -	1:06.719	48.933	1:55.652	67.85	1.459	11:42:09.297

P22 88 GP		George PRINOS		Yamaha TZ250 - KAPPA PLANNING LTD		
IDEAL LAP TIME : 1:51.479		BEST LAP TIME : 1:51.486		DIFFERENCE : 0.007		
LAP	SECTOR 1	SECTOR 2	LAP TIME	MPH	DIFF	TIME OF DAY
1 -		48.667	2:03.761	63.41	12.275	11:32:32.750
2 -	1:04.811	46.846	1:51.657 (2)	70.28	0.171	11:34:24.407
3 -	1:04.686	46.995	1:51.681 (3)	70.27	0.195	11:36:16.088
4 -	1:04.633	46.853	1:51.486 (1)	70.39		11:38:07.574
5 -	1:26.435	48.571	2:15.006	58.13	23.520	11:40:22.580
6 -	1:06.401	48.270	1:54.671	68.43	3.185	11:42:17.251

P23 167 GPF		Mark BAILEY		Yamaha TZR - Elite Air conditioning Ltd. Hydroflow plumbing ltd		
IDEAL LAP TIME : 1:56.480		BEST LAP TIME : 1:56.480		DIFFERENCE : 0.000		
LAP	SECTOR 1	SECTOR 2	LAP TIME	MPH	DIFF	TIME OF DAY
1 -		49.381	2:07.091	61.75	10.611	11:32:36.080
2 -	1:07.586	51.147	1:58.733	66.09	2.253	11:34:34.813
3 -	1:08.413	49.477	1:57.890	66.57	1.410	11:36:32.703
4 -	1:07.692	49.348	1:57.040 (3)	67.05	0.560	11:38:29.743
5 -	1:07.804	49.183	1:56.987 (2)	67.08	0.507	11:40:26.730
6 -	1:07.422	49.058	1:56.480 (1)	67.37		11:42:23.210

P24 25 GPF		Stephen WIMBLE		YAMAHA TZR 250 - S.B.W Contractor		
IDEAL LAP TIME : 1:55.755		BEST LAP TIME : 1:56.098		DIFFERENCE : 0.343		
LAP	SECTOR 1	SECTOR 2	LAP TIME	MPH	DIFF	TIME OF DAY
1 -		49.720	2:06.282	62.14	10.184	11:32:35.271
2 -	1:06.750	49.348	1:56.098 (1)	67.59		11:34:31.369
3 -	1:08.757	50.399	1:59.156	65.86	3.058	11:36:30.525
4 -	1:08.938	50.470	1:59.408	65.72	3.310	11:38:29.933
5 -	1:08.260	49.222	1:57.482 (3)	66.80	1.384	11:40:27.415
6 -	1:07.119	49.005	1:56.124 (2)	67.58	0.026	11:42:23.539

International Sidecar Revival 2022

Blue Haze GP & GPF

RACE 1 - SECTOR ANALYSIS



SECTOR 1 = FL to I1, SECTOR 2 = I1 to FL, DIFF = Difference To Personal Best Lap, P = Crossed Finish Line in Pit Lane, D = Time Disallowed

P25 565 GPF Louis KERSHAW		Aprilia RS250 -				
IDEAL LAP TIME : 1:53.447		BEST LAP TIME : 1:53.963		DIFFERENCE : 0.516		
LAP	SECTOR 1	SECTOR 2	LAP TIME	MPH	DIFF	TIME OF DAY
1 -		48.774	2:08.523	61.06	14.560	11:32:37.512
2 -	1:06.752	48.901	1:55.653 (2)	67.85	1.690	11:34:33.165
3 -	1:06.221	47.742	1:53.963 (1)	68.86		11:36:27.128

P26 28 GP Liam McCARTER		Yamaha TZ250 - Katie McCarter				
IDEAL LAP TIME :		BEST LAP TIME :		DIFFERENCE :		
LAP	SECTOR 1	SECTOR 2	LAP TIME	MPH	DIFF	TIME OF DAY
1 -		46.777	1:58.698	66.11		11:32:27.687

International Sidecar Revival 2022

Blue Haze GP & GPF

RACE 1 - BEST SECTORS

SECTOR 1			SECTOR 2			IDEAL / BEST COMPARISON						
POS	NO	NAME	TIME	NO	NAME	TIME	POS	NO	NAME	IDEAL	BEST	DIFF
									PERFECT LAP	1:39.438		
1	8	ATKINSON	57.663	8	ATKINSON	41.775	1	8	ATKINSON	1:39.438	1:39.795	0.357
2	7	DUNN	57.765	7	DUNN	42.059	2	7	DUNN	1:39.824	1:39.824	0.000
3	24	CARSON	58.275	24	CARSON	42.191	3	24	CARSON	1:40.466	1:40.590	0.124
4	64	ELLIS	59.062	64	ELLIS	42.484	4	64	ELLIS	1:41.546	1:41.864	0.318
5	141	ABRAHAM	59.104	141	ABRAHAM	43.023	5	141	ABRAHAM	1:42.127	1:42.452	0.325
6	157	MOOK	1:00.528	77	GLASGOW	43.649	6	157	MOOK	1:44.336	1:45.213	0.877
7	17	BALLERINI	1:01.216	157	MOOK	43.808	7	77	GLASGOW	1:45.232	1:45.700	0.468
8	6	HAYWARD	1:01.330	6	HAYWARD	44.247	8	17	BALLERINI	1:45.549	1:45.549	0.000
9	77	GLASGOW	1:01.583	17	BALLERINI	44.333	9	6	HAYWARD	1:45.577	1:46.072	0.495
10	4	SEATH	1:01.762	247	HEALEY	44.430	10	247	HEALEY	1:46.564	1:46.605	0.041
11	247	HEALEY	1:02.134	29	CRIPPS	44.734	11	4	SEATH	1:46.688	1:46.688	0.000
12	29	CRIPPS	1:02.370	4	SEATH	44.926	12	29	CRIPPS	1:47.104	1:47.104	0.000
13	110	HAIGH	1:02.548	26	LEE	45.080	13	110	HAIGH	1:47.849	1:48.216	0.367
14	26	LEE	1:03.195	110	HAIGH	45.301	14	26	LEE	1:48.275	1:48.678	0.403
15	125	HIGERTY	1:04.092	125	HIGERTY	46.019	15	125	HIGERTY	1:50.111	1:50.476	0.365
16	199	FROST	1:04.297	18	PRENTICE	46.755	16	199	FROST	1:51.152	1:51.152	0.000
17	52	BAYLEY	1:04.571	28	McCARTER	46.777	17	52	BAYLEY	1:51.379	1:51.590	0.211
18	88	PRINOS	1:04.633	52	BAYLEY	46.808	18	88	PRINOS	1:51.479	1:51.486	0.007
19	142	PEARSON	1:05.410	88	PRINOS	46.846	19	18	PRENTICE	1:52.457	1:53.038	0.581
20	18	PRENTICE	1:05.702	199	FROST	46.855	20	142	PEARSON	1:52.901	1:53.562	0.661
21	565	KERSHAW	1:05.705	142	PEARSON	47.491	21	565	KERSHAW	1:53.447	1:53.963	0.516
22	631	CRAGG	1:06.512	234	FLUX	47.588	22	234	FLUX	1:54.193	1:54.193	0.000
23	234	FLUX	1:06.605	565	KERSHAW	47.742	23	631	CRAGG	1:54.411	1:55.064	0.653
24	25	WIMBLE	1:06.750	631	CRAGG	47.899	24	25	WIMBLE	1:55.755	1:56.098	0.343
25	167	BAILEY	1:07.422	25	WIMBLE	49.005	25	167	BAILEY	1:56.480	1:56.480	0.000
26				167	BAILEY	49.058	26	28	McCARTER			

International Sidecar Revival 2022

Blue Haze GP & GPF

RACE 1 - STATISTICS

Competitors Started 26
Planned Start 2022-08-06 @ 11:28:00.000
Actual Start 2022-08-06 @ 11:30:28.988
Finish Time 2022-08-06 @ 11:40:40.308
Track Length 2.1800mi.
Total Laps 148
Total Distance Covered 322.6427mi.

Session Fastest Lap History

NO	CL	NAME	LAP TIME	TIME OF DAY	LAP	VEHICLE
24	GP	Scott CARSON	1:40.933	11:33:57.001	2	Yamaha TZ350
8	GP	Phil ATKINSON	1:40.441	11:35:39.602	3	Yamaha TZ350
7	GP	Bruce DUNN	1:40.366	11:39:00.490	5	Yamaha TZ250
8	GP	Phil ATKINSON	1:40.018	11:39:00.867	5	Yamaha TZ350
7	GP	Bruce DUNN	1:39.824	11:40:40.312	6	Yamaha TZ250
8	GP	Phil ATKINSON	1:39.795	11:40:40.660	6	Yamaha TZ350

Session Leader History

NO	CL	NAME	FROM LAP	LAPS LED	DISTANCE	VEHICLE
7	GP	Bruce DUNN	1	1	2.18 miles	Yamaha TZ250
24	GP	Scott CARSON	2	1	2.18 miles	Yamaha TZ350
7	GP	Bruce DUNN	3	4	8.72 miles	Yamaha TZ250

Flag History

TYPE	TIME OF DAY
GREEN	11:30:28.988
FINISH	11:40:40.308

Flag Statistics

TYPE	COUNT	TOTAL LAPS	TOTAL TIME
Green	1	6	11:59.269
Red	0	0	0.000
Safety Car	0	0	0.000
FCY	0	0	0.000

International Sidecar Revival 2022

Blue Haze GP & GPF

RACE 1 - STATISTICS

CLASS : GP

9 Starters

Fastest Lap History

NO	NAME	LAP TIME	TIME OF DAY	LAP	VEHICLE
24	Scott CARSON	1:40.933	11:33:57.001	2	Yamaha TZ350
8	Phil ATKINSON	1:40.441	11:35:39.602	3	Yamaha TZ350
7	Bruce DUNN	1:40.366	11:39:00.490	5	Yamaha TZ250
8	Phil ATKINSON	1:40.018	11:39:00.867	5	Yamaha TZ350
7	Bruce DUNN	1:39.824	11:40:40.312	6	Yamaha TZ250
8	Phil ATKINSON	1:39.795	11:40:40.660	6	Yamaha TZ350

Leader History

NO	NAME	FROM LAP	LAPS LED	DISTANCE	VEHICLE
7	Bruce DUNN	1	1	2.18 miles	Yamaha TZ250
24	Scott CARSON	2	1	2.18 miles	Yamaha TZ350
7	Bruce DUNN	3	4	8.72 miles	Yamaha TZ250

International Sidecar Revival 2022

Blue Haze GP & GPF

RACE 1 - STATISTICS

CLASS : GPF

17 Starters

Fastest Lap History

NO	NAME	LAP TIME	TIME OF DAY	LAP	VEHICLE
141	David ABRAHAM	1:42.920	11:33:59.983	2	Suzuki RG570
141	David ABRAHAM	1:42.522	11:35:42.498	3	Suzuki RG570
141	David ABRAHAM	1:42.452	11:39:07.809	5	Suzuki RG570

Leader History

NO	NAME	FROM LAP	LAPS LED	DISTANCE	VEHICLE
141	David ABRAHAM	1	6	13.08 miles	Suzuki RG570

International Sidecar Revival 2022

Blue Haze GP & GPF

RACE 7 - GRID (6 Laps)

ROW 10	28	60	Daniel GOUGH	29		30			
ROW 9	25	167	Mark BAILEY	26	28	Liam McCARTER	27	3	Tom BARRETT
ROW 8	22	234	Andy FLUX	23	631	Angela CRAGG	24	25	Stephen WIMBLE
ROW 7	19	18	Marc PRENTICE	20	142	Martin PEARSON	21	565	Louis KERSHAW
ROW 6	16	199	Michael FROST	17	88	George PRINOS	18	52	Stephen BAYLEY
ROW 5	13	110	Mark HAIGH	14	26	Damian LEE	15	125	Steve HIGERTY
ROW 4	10	247	Lee HEALEY	11	4	James SEATH	12	29	Derek CRIPPS
ROW 3	7	17	Rik BALLERINI	8	77	Andrew GLASGOW	9	6	Richard HAYWARD
ROW 2	4	64	Phil ELLIS	5	141	David ABRAHAM	6	157	Geoff MOOK
ROW 1	1	8	Phil ATKINSON	2	7	Bruce DUNN	3	24	Scott CARSON
			Pole						

Cadwell Park: 2.1800 miles

These results are provisional until the conclusion of any judicial and technical matters.

Clerk Of Course :	Stewards :	Timekeeper : Craig Smith
-------------------	------------	--------------------------

Results can be found at www.tsl-timing.com

Printed - 11:44 Saturday, 06 August 2022



International Sidecar Revival 2022

Blue Haze GP & GPF

RACE 7 - CLASSIFICATION

POS	NO	CL	PIC NAME	ENTRY	LAPS	TIME	GAP	DIFF	MPH	BEST	ON
1	7	GP	1 Bruce DUNN	Yamaha TZ250 - Bilstein UK	5	8:28.716			77.13	1:40.382	5
2	8	GP	2 Phil ATKINSON	Yamaha TZ350 - ROSE MOT/Q Oil Treatments	5	8:29.195	0.479	0.479	77.06	1:40.129	4
3	141	GPF	1 David ABRAHAM	Suzuki RG570 - Cambridge Motorcycles	5	8:40.238	11.522	11.043	75.42	1:41.785	2
4	64	GP	3 Phil ELLIS	Yamaha TZ250 4TW -	5	8:41.265	12.549	1.027	75.27	1:43.035	3
5	157	GPF	2 Geoff MOOK	Yamaha TZR 250 -	5	8:55.385	26.669	14.120	73.29	1:44.926	5
6	6	GP	4 Richard HAYWARD	Yamaha TZ250 - Hazel Motors/ Gforce	5	8:55.700	26.984	0.315	73.25	1:44.924	5
7	17	GPF	3 Rik BALLERINI	Yamaha TZR 250 -	5	8:58.193	29.477	2.493	72.91	1:45.593	2
8	77	GP	5 Andrew GLASGOW	Yamaha TZ250 5KE - Hiab service (hw) ltd	5	8:59.404	30.688	1.211	72.74	1:46.460	5
9	247	GPF	4 Lee HEALEY	Suzuki VJ22 - Specialised welding and fabrications	5	8:59.661	30.945	0.257	72.71	1:45.879	5
10	110	GPF	5 Mark HAIGH	Aprilia RS250 - Chesterfield CarClinic/The Tuning W	5	8:59.968	31.252	0.307	72.67	1:45.821	5
11	4	GPF	6 James SEATH	Aprilia RS250 - Ovenden Earthmoving	5	9:00.732	32.016	0.764	72.56	1:45.018	5
12	29	GPF	7 Derek CRIPPS	Yamaha TZR - Kelly Cripps - Team FBR	5	9:02.221	33.505	1.489	72.36	1:46.399	3
13	28	GP	6 Liam McCARTER	Yamaha TZ250 - Katie McCarter	5	9:02.538	33.822	0.317	72.32	1:45.892	3
14	26	GPF	8 Damian LEE	Yamaha TZR250 - Leed Autos	5	9:11.359	42.643	8.821	71.17	1:48.057	3
15	125	GPF	9 Steve HIGERTY	Yamaha TZR250 - Yellow House/Cambridge MC's	5	9:25.806	57.090	14.447	69.35	1:50.057	2
16	88	GP	7 George PRINOS	Yamaha TZ250 - KAPPA PLANNING LTD	5	9:27.857	59.141	2.051	69.10	1:51.339	2
17	199	GPF	10 Michael FROST	Yamaha TZR250 -	5	9:28.301	59.585	0.444	69.04	1:51.244	2
18	52	GP	8 Stephen BAYLEY	Yamaha TZ 250 - Mander Organ Builders	5	9:37.384	1:08.668	9.083	67.96	1:51.950	5
19	18	GPF	11 Marc PRENTICE	Yamaha TZR250 -	5	9:39.033	1:10.317	1.649	67.76	1:52.801	5
20	565	GPF	12 Louis KERSHAW	Aprilia RS250 -	5	9:45.908	1:17.192	6.875	66.97	1:54.181	5
21	234	GPF	13 Andy FLUX	Aprilia RS 250 - Mach 1 Automotive LTD / Goodwin	5	9:47.037	1:18.321	1.129	66.84	1:54.817	5
22	167	GPF	14 Mark BAILEY	Yamaha TZR - Elite Air conditioning Ltd. Hydroflow p	5	10:04.624	1:35.908	17.587	64.90	1:58.121	2

NOT CLASSIFIED

DNF	631	GPF	Angela CRAGG	Honda NSR MC18 - Roger Munsey	2	3:57.894	3 Laps	3 Laps	65.97	1:54.917	2
NC	24	GP	Scott CARSON	Yamaha TZ350 - Tenpin Racing,All England Diamon	1	8:34.740	4 Laps	1 Lap	15.24		

FASTEST LAP

8	GP	Phil ATKINSON	Yamaha TZ350 - ROSE MOT/Q Oil Treatments	4	1:40.129	78.37 mph	126.13 kph
141	GPF	David ABRAHAM	Suzuki RG570 - Cambridge Motorcycles	2	1:41.785	77.10 mph	124.08 kph

Class GP - 92.5% of Race Speed = 71.34 mph
 Class GPF - 92.5% of Race Speed = 69.76 mph

Weather / Track : Bright / Dry

These results are provisional until the conclusion of any judicial and technical matters.

Race Distance: 5 Laps / 10.90 miles
 Cadwell Park: 2.1800 miles
 Date: 06/08/2022 Start: 15:42 Finish: 15:51

Clerk Of Course :	Stewards :	Timekeeper : <i>Craig Smith</i>
-------------------	------------	------------------------------------

Results can be found at www.tsl-timing.com

Printed - 15:59 Saturday, 06 August 2022



International Sidecar Revival 2022

Blue Haze GP & GPF

RACE 7 - LAP CHART

LAP 1 @ 15:44:18.826

NO	BEHIND	LAP TIME
7		1:46.175
8	1.240	1:47.415
64	1.992	1:48.167
141	2.480	1:48.655
17	4.529	1:50.704
247	5.973	1:52.148
77	6.129	1:52.304
157	6.604	1:52.779
6	6.995	1:53.170
110	8.256	1:54.431
29	8.440	1:54.615
4	9.003	1:55.178
26	9.306	1:55.481
28	9.911	1:56.086
125	13.691	1:59.866
88	14.783	2:00.958
199	15.434	2:01.609
18	16.447	2:02.622
631	16.802	2:02.977
565	17.571	2:03.746
52	18.213	2:04.388
234	18.979	2:05.154
167	20.839	2:07.014

LAP 2 @ 15:46:00.199

NO	BEHIND	LAP TIME
7		1:41.373
8	0.389	1:40.522
141	2.892	1:41.785
64	3.855	1:43.236
17	8.749	1:45.593
77	11.449	1:46.693
6	12.281	1:46.659
157	12.677	1:47.446
247	13.072	1:48.472
110	13.795	1:46.912
29	14.305	1:47.238
4	15.060	1:47.430
28	15.243	1:46.705
26	16.011	1:48.078
125	22.375	1:50.057
88	24.749	1:51.339
199	25.305	1:51.244
631	30.346	1:54.917
18	31.070	1:55.996
565	31.699	1:55.501
52	31.805	1:54.965
234	32.881	1:55.275
167	37.587	1:58.121

LAP 3 @ 15:47:40.599

NO	BEHIND	LAP TIME
7		1:40.400
8	0.671	1:40.682
141	5.474	1:42.982
64	6.490	1:43.035
17	14.765	1:46.416
6	17.244	1:45.363
157	17.547	1:45.270
77	18.401	1:47.352
247	19.167	1:46.495
110	19.760	1:46.365

29	20.304	1:46.399
28	20.735	1:45.892
4	21.299	1:46.639
26	23.668	1:48.057
125	33.510	1:51.535
88	36.447	1:52.098
199	37.176	1:52.271
52	44.490	1:53.085
18	45.462	1:54.792
565	48.397	1:57.098
234	48.825	1:56.344
167	57.058	1:59.871

LAP 4 @ 15:49:20.985

NO	BEHIND	LAP TIME
7		1:40.386
8	0.414	1:40.129
141	8.937	1:43.849
64	9.602	1:43.498
17	21.914	1:47.535
157	22.125	1:44.964
6	22.442	1:45.584
77	24.610	1:46.595
247	25.448	1:46.667
110	25.813	1:46.439
29	26.899	1:46.981
28	27.243	1:46.894
4	27.380	1:46.467
26	32.235	1:48.953
125	45.592	1:52.468
88	48.022	1:51.961
199	48.641	1:51.851
52	57.100	1:52.996
18	57.898	1:52.822
565	1:03.393	1:55.382
234	1:03.886	1:55.447
167	1:16.184	1:59.512

LAP 5 @ 15:51:01.367

NO	BEHIND	LAP TIME
7		1:40.382
8	0.479	1:40.447
24	4 Laps	8:34.740
141	11.522	1:42.967
64	12.549	1:43.329
157	26.669	1:44.926
6	26.984	1:44.924
17	29.477	1:47.945
77	30.688	1:46.460
247	30.945	1:45.879
110	31.252	1:45.821
4	32.016	1:45.018
29	33.505	1:46.988
28	33.822	1:46.961
26	42.643	1:50.790
125	57.090	1:51.880
88	59.141	1:51.501
199	59.585	1:51.326
52	1:08.668	1:51.950
18	1:10.317	1:52.801
565	1:17.192	1:54.181
234	1:18.321	1:54.817
167	1:35.908	2:00.106

International Sidecar Revival 2022

Blue Haze GP & GPF

RACE 7 - SECTOR ANALYSIS



SECTOR 1 = FL to I1, SECTOR 2 = I1 to FL, DIFF = Difference To Personal Best Lap, P = Crossed Finish Line in Pit Lane, D = Time Disallowed

P1		7 GP		Bruce DUNN		Yamaha TZ250 - Bilstein UK	
IDEAL LAP TIME : 1:40.025		BEST LAP TIME : 1:40.382		DIFFERENCE : 0.357			
LAP	SECTOR 1	SECTOR 2	LAP TIME	MPH	DIFF	TIME OF DAY	
1 -		42.689	1:46.175	73.91	5.793	15:44:18.826	
2 -	58.656	42.717	1:41.373	77.41	0.991	15:46:00.199	
3 -	58.343	42.057	1:40.400 (3)	78.16	0.018	15:47:40.599	
4 -	58.049	42.337	1:40.386 (2)	78.17	0.004	15:49:20.985	
5 -	57.968	42.414	1:40.382 (1)	78.18		15:51:01.367	

P2		8 GP		Phil ATKINSON		Yamaha TZ350 - ROSE MOT/Q Oil Treatments	
IDEAL LAP TIME : 1:40.080		BEST LAP TIME : 1:40.129		DIFFERENCE : 0.049			
LAP	SECTOR 1	SECTOR 2	LAP TIME	MPH	DIFF	TIME OF DAY	
1 -		42.771	1:47.415	73.06	7.286	15:44:20.066	
2 -	58.122	42.400	1:40.522 (3)	78.07	0.393	15:46:00.588	
3 -	58.247	42.435	1:40.682	77.94	0.553	15:47:41.270	
4 -	57.896	42.233	1:40.129 (1)	78.37		15:49:21.399	
5 -	58.263	42.184	1:40.447 (2)	78.13	0.318	15:51:01.846	

P3		141 GPF		David ABRAHAM		Suzuki RG570 - Cambridge Motorcycles	
IDEAL LAP TIME : 1:41.785		BEST LAP TIME : 1:41.785		DIFFERENCE : 0.000			
LAP	SECTOR 1	SECTOR 2	LAP TIME	MPH	DIFF	TIME OF DAY	
1 -		42.978	1:48.655	72.22	6.870	15:44:21.306	
2 -	59.005	42.780	1:41.785 (1)	77.10		15:46:03.091	
3 -	59.085	43.897	1:42.982 (3)	76.20	1.197	15:47:46.073	
4 -	59.390	44.459	1:43.849	75.57	2.064	15:49:29.922	
5 -	59.725	43.242	1:42.967 (2)	76.21	1.182	15:51:12.889	

P4		64 GP		Phil ELLIS		Yamaha TZ250 4TW -	
IDEAL LAP TIME : 1:42.897		BEST LAP TIME : 1:43.035		DIFFERENCE : 0.138			
LAP	SECTOR 1	SECTOR 2	LAP TIME	MPH	DIFF	TIME OF DAY	
1 -		43.168	1:48.167	72.55	5.132	15:44:20.818	
2 -	1:00.050	43.186	1:43.236 (2)	76.02	0.201	15:46:04.054	
3 -	59.949	43.086	1:43.035 (1)	76.16		15:47:47.089	
4 -	1:00.272	43.226	1:43.498	75.82	0.463	15:49:30.587	
5 -	59.811	43.518	1:43.329 (3)	75.95	0.294	15:51:13.916	

P5		157 GPF		Geoff MOOK		Yamaha TZR 250 -	
IDEAL LAP TIME : 1:44.672		BEST LAP TIME : 1:44.926		DIFFERENCE : 0.254			
LAP	SECTOR 1	SECTOR 2	LAP TIME	MPH	DIFF	TIME OF DAY	
1 -		44.748	1:52.779	69.58	7.853	15:44:25.430	
2 -	1:02.339	45.107	1:47.446	73.04	2.520	15:46:12.876	
3 -	1:01.081	44.189	1:45.270 (3)	74.55	0.344	15:47:58.146	
4 -	1:00.862	44.102	1:44.964 (2)	74.76	0.038	15:49:43.110	
5 -	1:00.570	44.356	1:44.926 (1)	74.79		15:51:28.036	

P6		6 GP		Richard HAYWARD		Yamaha TZ250 - Hazel Motors/ Gforce	
IDEAL LAP TIME : 1:44.557		BEST LAP TIME : 1:44.924		DIFFERENCE : 0.367			
LAP	SECTOR 1	SECTOR 2	LAP TIME	MPH	DIFF	TIME OF DAY	
1 -		44.935	1:53.170	69.34	8.246	15:44:25.821	
2 -	1:01.559	45.100	1:46.659	73.58	1.735	15:46:12.480	
3 -	1:01.250	44.113	1:45.363 (2)	74.48	0.439	15:47:57.843	
4 -	1:01.904	43.680	1:45.584 (3)	74.33	0.660	15:49:43.427	
5 -	1:01.617	43.307	1:44.924 (1)	74.79		15:51:28.351	

International Sidecar Revival 2022

Blue Haze GP & GPF

RACE 7 - SECTOR ANALYSIS



SECTOR 1 = FL to I1, SECTOR 2 = I1 to FL, DIFF = Difference To Personal Best Lap, P = Crossed Finish Line in Pit Lane, D = Time Disallowed

P7 17 GPF Rik BALLERINI		Yamaha TZR 250 -				
IDEAL LAP TIME : 1:45.593		BEST LAP TIME : 1:45.593		DIFFERENCE : 0.000		
LAP	SECTOR 1	SECTOR 2	LAP TIME	MPH	DIFF	TIME OF DAY
1 -		44.443	1:50.704	70.89	5.111	15:44:23.355
2 -	1:01.171	44.422	1:45.593 (1)	74.32		15:46:08.948
3 -	1:01.536	44.880	1:46.416 (2)	73.74	0.823	15:47:55.364
4 -	1:02.498	45.037	1:47.535 (3)	72.98	1.942	15:49:42.899
5 -	1:01.756	46.189	1:47.945	72.70	2.352	15:51:30.844

P8 77 GP Andrew GLASGOW		Yamaha TZ250 5KE - Hiab service (hw) ltd				
IDEAL LAP TIME : 1:46.188		BEST LAP TIME : 1:46.460		DIFFERENCE : 0.272		
LAP	SECTOR 1	SECTOR 2	LAP TIME	MPH	DIFF	TIME OF DAY
1 -		44.479	1:52.304	69.88	5.844	15:44:24.955
2 -	1:01.810	44.883	1:46.693 (3)	73.55	0.233	15:46:11.648
3 -	1:02.289	45.063	1:47.352	73.10	0.892	15:47:59.000
4 -	1:01.838	44.757	1:46.595 (2)	73.62	0.135	15:49:45.595
5 -	1:01.709	44.751	1:46.460 (1)	73.71		15:51:32.055

P9 247 GPF Lee HEALEY		Suzuki VJ22 - Specialised welding and fabrications				
IDEAL LAP TIME : 1:45.879		BEST LAP TIME : 1:45.879		DIFFERENCE : 0.000		
LAP	SECTOR 1	SECTOR 2	LAP TIME	MPH	DIFF	TIME OF DAY
1 -		45.029	1:52.148	69.97	6.269	15:44:24.799
2 -	1:02.298	46.174	1:48.472	72.35	2.593	15:46:13.271
3 -	1:01.601	44.894	1:46.495 (2)	73.69	0.616	15:47:59.766
4 -	1:01.461	45.206	1:46.667 (3)	73.57	0.788	15:49:46.433
5 -	1:01.244	44.635	1:45.879 (1)	74.12		15:51:32.312

P10 110 GPF Mark HAIGH		Aprilia RS250 - Chesterfield CarClinic/The Tuning Works				
IDEAL LAP TIME : 1:45.821		BEST LAP TIME : 1:45.821		DIFFERENCE : 0.000		
LAP	SECTOR 1	SECTOR 2	LAP TIME	MPH	DIFF	TIME OF DAY
1 -		45.438	1:54.431	68.58	8.610	15:44:27.082
2 -	1:01.885	45.027	1:46.912	73.40	1.091	15:46:13.994
3 -	1:01.726	44.639	1:46.365 (2)	73.78	0.544	15:48:00.359
4 -	1:01.378	45.061	1:46.439 (3)	73.73	0.618	15:49:46.798
5 -	1:01.201	44.620	1:45.821 (1)	74.16		15:51:32.619

P11 4 GPF James SEATH		Aprilia RS250 - Ovenden Earthmoving				
IDEAL LAP TIME : 1:45.018		BEST LAP TIME : 1:45.018		DIFFERENCE : 0.000		
LAP	SECTOR 1	SECTOR 2	LAP TIME	MPH	DIFF	TIME OF DAY
1 -		45.678	1:55.178	68.13	10.160	15:44:27.829
2 -	1:01.637	45.793	1:47.430	73.05	2.412	15:46:15.259
3 -	1:01.620	45.019	1:46.639 (3)	73.59	1.621	15:48:01.898
4 -	1:01.943	44.524	1:46.467 (2)	73.71	1.449	15:49:48.365
5 -	1:01.125	43.893	1:45.018 (1)	74.73		15:51:33.383

P12 29 GPF Derek CRIPPS		Yamaha TZR - Kelly Cripps - Team FBR				
IDEAL LAP TIME : 1:46.399		BEST LAP TIME : 1:46.399		DIFFERENCE : 0.000		
LAP	SECTOR 1	SECTOR 2	LAP TIME	MPH	DIFF	TIME OF DAY
1 -		45.191	1:54.615	68.47	8.216	15:44:27.266
2 -	1:01.827	45.411	1:47.238	73.18	0.839	15:46:14.504
3 -	1:01.455	44.944	1:46.399 (1)	73.76		15:48:00.903
4 -	1:01.727	45.254	1:46.981 (2)	73.35	0.582	15:49:47.884
5 -	1:02.004	44.984	1:46.988 (3)	73.35	0.589	15:51:34.872

International Sidecar Revival 2022

Blue Haze GP & GPF

RACE 7 - SECTOR ANALYSIS



SECTOR 1 = FL to I1, SECTOR 2 = I1 to FL, DIFF = Difference To Personal Best Lap, P = Crossed Finish Line in Pit Lane, D = Time Disallowed

P13 28 GP		Liam McCARTER		Yamaha TZ250 - Katie McCarter		
IDEAL LAP TIME : 1:45.780		BEST LAP TIME : 1:45.892		DIFFERENCE : 0.112		
LAP	SECTOR 1	SECTOR 2	LAP TIME	MPH	DIFF	TIME OF DAY
1 -		44.380	1:56.086	67.60	10.194	15:44:28.737
2 -	1:01.524	45.181	1:46.705 (2)	73.54	0.813	15:46:15.442
3 -	1:01.400	44.492	1:45.892 (1)	74.11		15:48:01.334
4 -	1:01.520	45.374	1:46.894 (3)	73.41	1.002	15:49:48.228
5 -	1:01.934	45.027	1:46.961	73.37	1.069	15:51:35.189

P14 26 GPF		Damian LEE		Yamaha TZR250 - Leed Autos		
IDEAL LAP TIME : 1:47.711		BEST LAP TIME : 1:48.057		DIFFERENCE : 0.346		
LAP	SECTOR 1	SECTOR 2	LAP TIME	MPH	DIFF	TIME OF DAY
1 -		45.652	1:55.481	67.95	7.424	15:44:28.132
2 -	1:02.729	45.349	1:48.078 (2)	72.61	0.021	15:46:16.210
3 -	1:02.422	45.635	1:48.057 (1)	72.62		15:48:04.267
4 -	1:03.664	45.289	1:48.953 (3)	72.03	0.896	15:49:53.220
5 -	1:03.215	47.575	1:50.790	70.83	2.733	15:51:44.010

P15 125 GPF		Steve HIGERTY		Yamaha TZR250 - Yellow House/Cambridge MC's		
IDEAL LAP TIME : 1:50.057		BEST LAP TIME : 1:50.057		DIFFERENCE : 0.000		
LAP	SECTOR 1	SECTOR 2	LAP TIME	MPH	DIFF	TIME OF DAY
1 -		47.247	1:59.866	65.47	9.809	15:44:32.517
2 -	1:03.880	46.177	1:50.057 (1)	71.30		15:46:22.574
3 -	1:04.372	47.163	1:51.535 (2)	70.36	1.478	15:48:14.109
4 -	1:05.052	47.416	1:52.468	69.78	2.411	15:50:06.577
5 -	1:04.805	47.075	1:51.880 (3)	70.14	1.823	15:51:58.457

P16 88 GP		George PRINOS		Yamaha TZ250 - KAPPA PLANNING LTD		
IDEAL LAP TIME : 1:51.332		BEST LAP TIME : 1:51.339		DIFFERENCE : 0.007		
LAP	SECTOR 1	SECTOR 2	LAP TIME	MPH	DIFF	TIME OF DAY
1 -		48.859	2:00.958	64.88	9.619	15:44:33.609
2 -	1:04.107	47.232	1:51.339 (1)	70.48		15:46:24.948
3 -	1:04.440	47.658	1:52.098	70.01	0.759	15:48:17.046
4 -	1:04.736	47.225	1:51.961 (3)	70.09	0.622	15:50:09.007
5 -	1:04.200	47.301	1:51.501 (2)	70.38	0.162	15:52:00.508

P17 199 GPF		Michael FROST		Yamaha TZR250 -		
IDEAL LAP TIME : 1:51.243		BEST LAP TIME : 1:51.244		DIFFERENCE : 0.001		
LAP	SECTOR 1	SECTOR 2	LAP TIME	MPH	DIFF	TIME OF DAY
1 -		48.786	2:01.609	64.53	10.365	15:44:34.260
2 -	1:04.351	46.893	1:51.244 (1)	70.54		15:46:25.504
3 -	1:04.571	47.700	1:52.271	69.90	1.027	15:48:17.775
4 -	1:04.431	47.420	1:51.851 (3)	70.16	0.607	15:50:09.626
5 -	1:04.434	46.892	1:51.326 (2)	70.49	0.082	15:52:00.952

P18 52 GP		Stephen BAYLEY		Yamaha TZ 250 - Mander Organ Builders		
IDEAL LAP TIME : 1:51.950		BEST LAP TIME : 1:51.950		DIFFERENCE : 0.000		
LAP	SECTOR 1	SECTOR 2	LAP TIME	MPH	DIFF	TIME OF DAY
1 -		48.797	2:04.388	63.09	12.438	15:44:37.039
2 -	1:07.232	47.733	1:54.965	68.26	3.015	15:46:32.004
3 -	1:06.269	46.816	1:53.085 (3)	69.39	1.135	15:48:25.089
4 -	1:05.911	47.085	1:52.996 (2)	69.45	1.046	15:50:18.085
5 -	1:05.595	46.355	1:51.950 (1)	70.10		15:52:10.035

International Sidecar Revival 2022

Blue Haze GP & GPF

RACE 7 - SECTOR ANALYSIS



SECTOR 1 = FL to I1, SECTOR 2 = I1 to FL, DIFF = Difference To Personal Best Lap, P = Crossed Finish Line in Pit Lane, D = Time Disallowed

P19 18 GPF Marc PRENTICE		Yamaha TZR250 -				
IDEAL LAP TIME : 1:52.582		BEST LAP TIME : 1:52.801		DIFFERENCE : 0.219		
LAP	SECTOR 1	SECTOR 2	LAP TIME	MPH	DIFF	TIME OF DAY
1 -		48.840	2:02.622	64.00	9.821	15:44:35.273
2 -	1:07.505	48.491	1:55.996	67.65	3.195	15:46:31.269
3 -	1:07.264	47.528	1:54.792 (3)	68.36	1.991	15:48:26.061
4 -	1:05.750	47.072	1:52.822 (2)	69.56	0.021	15:50:18.883
5 -	1:05.969	46.832	1:52.801 (1)	69.57		15:52:11.684

P20 565 GPF Louis KERSHAW		Aprilia RS250 -				
IDEAL LAP TIME : 1:54.181		BEST LAP TIME : 1:54.181		DIFFERENCE : 0.000		
LAP	SECTOR 1	SECTOR 2	LAP TIME	MPH	DIFF	TIME OF DAY
1 -		48.669	2:03.746	63.42	9.565	15:44:36.397
2 -	1:06.816	48.685	1:55.501 (3)	67.94	1.320	15:46:31.898
3 -	1:08.604	48.494	1:57.098	67.02	2.917	15:48:28.996
4 -	1:07.035	48.347	1:55.382 (2)	68.01	1.201	15:50:24.378
5 -	1:06.713	47.468	1:54.181 (1)	68.73		15:52:18.559

P21 234 GPF Andy FLUX		Aprilia RS 250 - Mach 1 Automotive LTD / Goodwin Pest Manag				
IDEAL LAP TIME : 1:54.636		BEST LAP TIME : 1:54.817		DIFFERENCE : 0.181		
LAP	SECTOR 1	SECTOR 2	LAP TIME	MPH	DIFF	TIME OF DAY
1 -		49.175	2:05.154	62.70	10.337	15:44:37.805
2 -	1:06.973	48.302	1:55.275 (2)	68.08	0.458	15:46:33.080
3 -	1:07.811	48.533	1:56.344	67.45	1.527	15:48:29.424
4 -	1:07.042	48.405	1:55.447 (3)	67.97	0.630	15:50:24.871
5 -	1:07.154	47.663	1:54.817 (1)	68.35		15:52:19.688

P22 167 GPF Mark BAILEY		Yamaha TZR - Elite Air conditioning Ltd. Hydroflow plumbing ltd				
IDEAL LAP TIME : 1:57.760		BEST LAP TIME : 1:58.121		DIFFERENCE : 0.361		
LAP	SECTOR 1	SECTOR 2	LAP TIME	MPH	DIFF	TIME OF DAY
1 -		49.946	2:07.014	61.78	8.893	15:44:39.665
2 -	1:07.942	50.179	1:58.121 (1)	66.44		15:46:37.786
3 -	1:09.932	49.939	1:59.871 (3)	65.47	1.750	15:48:37.657
4 -	1:09.694	49.818	1:59.512 (2)	65.66	1.391	15:50:37.169
5 -	1:09.752	50.354	2:00.106	65.34	1.985	15:52:37.275

P23 631 GPF Angela CRAGG		Honda NSR MC18 - Roger Munsey				
IDEAL LAP TIME : 1:54.917		BEST LAP TIME : 1:54.917		DIFFERENCE : 0.000		
LAP	SECTOR 1	SECTOR 2	LAP TIME	MPH	DIFF	TIME OF DAY
1 -		48.571	2:02.977	63.81	8.060	15:44:35.628
2 -	1:06.535	48.382	1:54.917 (1)	68.29		15:46:30.545

P24 24 GP Scott CARSON		Yamaha TZ350 - Tenpin Racing,All England Diamond Drilling an				
IDEAL LAP TIME :		BEST LAP TIME :		DIFFERENCE :		
LAP	SECTOR 1	SECTOR 2	LAP TIME	MPH	DIFF	TIME OF DAY
1 -		43.363	8:34.740	15.24		15:51:07.391

International Sidecar Revival 2022

Blue Haze GP & GPF

RACE 7 - BEST SECTORS

SECTOR 1			SECTOR 2			IDEAL / BEST COMPARISON						
POS	NO	NAME	TIME	NO	NAME	TIME	POS	NO	NAME	IDEAL	BEST	DIFF
									PERFECT LAP	1:39.953		
1	8	ATKINSON	57.896	7	DUNN	42.057	1	7	DUNN	1:40.025	1:40.382	0.357
2	7	DUNN	57.968	8	ATKINSON	42.184	2	8	ATKINSON	1:40.080	1:40.129	0.049
3	141	ABRAHAM	59.005	141	ABRAHAM	42.780	3	141	ABRAHAM	1:41.785	1:41.785	0.000
4	64	ELLIS	59.811	64	ELLIS	43.086	4	64	ELLIS	1:42.897	1:43.035	0.138
5	157	MOOK	1:00.570	6	HAYWARD	43.307	5	6	HAYWARD	1:44.557	1:44.924	0.367
6	4	SEATH	1:01.125	24	CARSON	43.363	6	157	MOOK	1:44.672	1:44.926	0.254
7	17	BALLERINI	1:01.171	4	SEATH	43.893	7	4	SEATH	1:45.018	1:45.018	0.000
8	110	HAIGH	1:01.201	157	MOOK	44.102	8	17	BALLERINI	1:45.593	1:45.593	0.000
9	247	HEALEY	1:01.244	28	McCARTER	44.380	9	28	McCARTER	1:45.780	1:45.892	0.112
10	6	HAYWARD	1:01.250	17	BALLERINI	44.422	10	110	HAIGH	1:45.821	1:45.821	0.000
11	28	McCARTER	1:01.400	77	GLASGOW	44.479	11	247	HEALEY	1:45.879	1:45.879	0.000
12	29	CRIPPS	1:01.455	110	HAIGH	44.620	12	77	GLASGOW	1:46.188	1:46.460	0.272
13	77	GLASGOW	1:01.709	247	HEALEY	44.635	13	29	CRIPPS	1:46.399	1:46.399	0.000
14	26	LEE	1:02.422	29	CRIPPS	44.944	14	26	LEE	1:47.711	1:48.057	0.346
15	125	HIGERTY	1:03.880	26	LEE	45.289	15	125	HIGERTY	1:50.057	1:50.057	0.000
16	88	PRINOS	1:04.107	125	HIGERTY	46.177	16	199	FROST	1:51.243	1:51.244	0.001
17	199	FROST	1:04.351	52	BAYLEY	46.355	17	88	PRINOS	1:51.332	1:51.339	0.007
18	52	BAYLEY	1:05.595	18	PRENTICE	46.832	18	52	BAYLEY	1:51.950	1:51.950	0.000
19	18	PRENTICE	1:05.750	199	FROST	46.892	19	18	PRENTICE	1:52.582	1:52.801	0.219
20	631	CRAGG	1:06.535	88	PRINOS	47.225	20	565	KERSHAW	1:54.181	1:54.181	0.000
21	565	KERSHAW	1:06.713	565	KERSHAW	47.468	21	234	FLUX	1:54.636	1:54.817	0.181
22	234	FLUX	1:06.973	234	FLUX	47.663	22	631	CRAGG	1:54.917	1:54.917	0.000
23	167	BAILEY	1:07.942	631	CRAGG	48.382	23	167	BAILEY	1:57.760	1:58.121	0.361
24				167	BAILEY	49.818	24	24	CARSON			

International Sidecar Revival 2022

Blue Haze GP & GPF

RACE 7 - STATISTICS

Competitors Started 24
Planned Start 2022-08-06 @ 15:15:00.000
Actual Start 2022-08-06 @ 15:42:32.651
Finish Time 2022-08-06 @ 15:51:01.366
Track Length 2.1800mi.
Total Laps 113
Total Distance Covered 246.3421mi.

Session Fastest Lap History

NO	CL	NAME	LAP TIME	TIME OF DAY	LAP	VEHICLE
7	GP	Bruce DUNN	1:41.373	15:46:00.205	2	Yamaha TZ250
8	GP	Phil ATKINSON	1:40.522	15:46:00.598	2	Yamaha TZ350
7	GP	Bruce DUNN	1:40.400	15:47:40.602	3	Yamaha TZ250
7	GP	Bruce DUNN	1:40.386	15:49:20.988	4	Yamaha TZ250
8	GP	Phil ATKINSON	1:40.129	15:49:21.409	4	Yamaha TZ350

Session Leader History

NO	CL	NAME	FROM LAP	LAPS LED	DISTANCE	VEHICLE
7	GP	Bruce DUNN	1	5	10.90 miles	Yamaha TZ250

Flag History

TYPE	TIME OF DAY
GREEN	15:42:32.651
FINISH	15:51:01.366

Flag Statistics

TYPE	COUNT	TOTAL LAPS	TOTAL TIME
Green	1	5	10:08.202
Red	0	0	0.000
Safety Car	0	0	0.000
FCY	0	0	0.000

International Sidecar Revival 2022

Blue Haze GP & GPF

RACE 7 - STATISTICS

CLASS : GP

9 Starters

Fastest Lap History

NO	NAME	LAP TIME	TIME OF DAY	LAP	VEHICLE
7	Bruce DUNN	1:41.373	15:46:00.205	2	Yamaha TZ250
8	Phil ATKINSON	1:40.522	15:46:00.598	2	Yamaha TZ350
7	Bruce DUNN	1:40.400	15:47:40.602	3	Yamaha TZ250
7	Bruce DUNN	1:40.386	15:49:20.988	4	Yamaha TZ250
8	Phil ATKINSON	1:40.129	15:49:21.409	4	Yamaha TZ350

Leader History

NO	NAME	FROM LAP	LAPS LED	DISTANCE	VEHICLE
7	Bruce DUNN	1	5	10.90 miles	Yamaha TZ250

International Sidecar Revival 2022

Blue Haze GP & GPF

RACE 7 - STATISTICS

CLASS : GPF

15 Starters

Fastest Lap History

NO	NAME	LAP TIME	TIME OF DAY	LAP	VEHICLE
141	David ABRAHAM	1:41.785	15:46:03.106	2	Suzuki RG570

Leader History

NO	NAME	FROM LAP	LAPS LED	DISTANCE	VEHICLE
141	David ABRAHAM	1	5	10.90 miles	Suzuki RG570

International Sidecar Revival 2022

Blue Haze GP & GPF

RACE 2 - GRID (7 Laps)

ROW 10	28	6	Doug EDMONDSON	29		30			
ROW 9	25	25	Stephen WIMBLE	26	3	Tom BARRETT	27	60	Daniel GOUGH
ROW 8	22	167	Mark BAILEY	23	24	Scott CARSON	24	142	Martin PEARSON
ROW 7	19	565	Louis KERSHAW	20	234	Andy FLUX	21	631	Angela CRAGG
ROW 6	16	88	George PRINOS	17	52	Stephen BAYLEY	18	18	Marc PRENTICE
ROW 5	13	26	Damian LEE	14	125	Steve HIGERTY	15	199	Michael FROST
ROW 4	10	28	Liam McCARTER	11	29	Derek CRIPPS	12	77	Andrew GLASGOW
ROW 3	7	17	Rik BALLERINI	8	110	Mark HAIGH	9	247	Lee HEALEY
ROW 2	4	64	Phil ELLIS	5	157	Geoff MOOK	6	4	James SEATH
ROW 1	1	8	Phil ATKINSON	2	7	Bruce DUNN	3	141	David ABRAHAM
Pole									

Cadwell Park: 2.1800 miles

These results are provisional until the conclusion of any judicial and technical matters.

Clerk Of Course :	Stewards :	Timekeeper : <i>Craig Smith</i>
-------------------	------------	------------------------------------

Results can be found at www.tsl-timing.com

Printed - 16:08 Saturday, 06 August 2022



International Sidecar Revival 2022

Blue Haze GP & GPF

RACE 2 - CLASSIFICATION

POS	NO	CL	PIC NAME	ENTRY	LAPS	TIME	GAP	DIFF	MPH	BEST	ON
1	7	GP	1 Bruce DUNN	Yamaha TZ250 - Bilstein UK	7	11:54.489			76.88	1:40.657	6
2	8*	GP	2 Phil ATKINSON	Yamaha TZ350 - ROSE MOT/Q Oil Treatments	7	11:59.546	5.057	5.057	76.34	1:39.285	3
3	24	GP	3 Scott CARSON	Yamaha TZ350 - Tenpin Racing,All England Diamon	7	12:00.727	6.238	1.181	76.22	1:40.414	3
4	141	GPF	1 David ABRAHAM	Suzuki RG570 - Cambridge Motorcycles	7	12:07.832	13.343	7.105	75.47	1:42.380	7
5	13	GPF	2 Jamie KELMAN	Yamaha TZR 250 -	7	12:14.607	20.118	6.775	74.78	1:42.618	5
6	64	GP	4 Phil ELLIS	Yamaha TZ250 4TW -	7	12:20.949	26.460	6.342	74.14	1:44.158	6
7	17	GPF	3 Rik BALLERINI	Yamaha TZR 250 -	7	12:23.009	28.520	2.060	73.93	1:44.489	2
8	157	GPF	4 Geoff MOOK	Yamaha TZR 250 -	7	12:26.459	31.970	3.450	73.59	1:44.324	5
9	6	GP	5 Doug EDMONDSON	Yamaha TZ250 - Stan Stephens Tuning	7	12:30.297	35.808	3.838	73.21	1:44.754	6
10	247	GPF	5 Lee HEALEY	Suzuki VJ22 - Specialised welding and fabrications	7	12:37.074	42.585	6.777	72.56	1:46.156	5
11	77	GP	6 Andrew GLASGOW	Yamaha TZ250 5KE - Hiab service (hw) ltd	7	12:39.489	45.000	2.415	72.33	1:45.708	7
12	110	GPF	6 Mark HAIGH	Aprilia RS250 - Chesterfield CarClinic/The Tuning W	7	12:41.738	47.249	2.249	72.11	1:46.731	5
13	4	GPF	7 James SEATH	Aprilia RS250 - Ovenden Earthmoving	7	12:42.018	47.529	0.280	72.09	1:46.897	6
14	26	GPF	8 Damian LEE	Yamaha TZR250 - Leed Autos	7	12:53.783	59.294	11.765	70.99	1:49.040	7
15	125	GPF	9 Steve HIGERTY	Yamaha TZR250 - Yellow House/Cambridge MC's	7	13:12.673	1:18.184	18.890	69.30	1:51.328	2
16	52	GP	7 Stephen BAYLEY	Yamaha TZ 250 - Mander Organ Builders	7	13:19.117	1:24.628	6.444	68.74	1:51.346	7
17	565	GPF	10 Louis KERSHAW	Aprilia RS250 -	7	13:20.199	1:25.710	1.082	68.65	1:50.563	5
18	88	GP	8 George PRINOS	Yamaha TZ250 - KAPPA PLANNING LTD	7	13:20.553	1:26.064	0.354	68.62	1:52.446	2
19	199	GPF	11 Michael FROST	Yamaha TZR250 -	7	13:22.339	1:27.850	1.786	68.47	1:50.834	7
20	142	GPF	12 Martin PEARSON	Yamaha TZR250 - Viking Inspection	7	13:27.572	1:33.083	5.233	68.02	1:52.574	6
21	631	GPF	13 Angela CRAGG	Honda NSR MC18 - Roger Munsey	7	13:37.327	1:42.838	9.755	67.21	1:54.991	5
22	42	GP	9 Adam CARSON	Honda RS 125 -	7	13:39.432	1:44.943	2.105	67.04	1:55.223	3
23	25	GPF	14 Stephen WIMBLE	YAMAHA TZR 250 - S.B.W Contractor	6	11:54.717	1 Lap	1 Lap	65.88	1:56.664	2
24	18	GPF	15 Marc PRENTICE	Yamaha TZR250 -	6	11:57.150	1 Lap	2.433	65.66	1:57.953	3

NOT CLASSIFIED

DNF	28	GP	Liam McCARTER	Yamaha TZ250 - Katie McCarter	2	3:45.431	5 Laps	4 Laps	69.62	1:47.685	2
DNF	234	GPF	Andy FLUX	Aprilia RS 250 - Mach 1 Automotive LTD / Goodwin	2	4:02.111	5 Laps	16.680	64.83	1:56.432	2
DNF	167	GPF	Mark BAILEY	Yamaha TZR - Elite Air conditioning Ltd. Hydroflow p	0						

FASTEST LAP

8	GP	Phil ATKINSON	Yamaha TZ350 - ROSE MOT/Q Oil Treatments	3	1:39.285	79.04 mph	127.21 kph
141	GPF	David ABRAHAM	Suzuki RG570 - Cambridge Motorcycles	7	1:42.380	76.65 mph	123.36 kph

* No. 8 - 10 second penalty - cutting chicane and gaining an advantage

Class GP - 92.5% of Race Speed = 71.11 mph

Class GPF - 92.5% of Race Speed = 69.80 mph

Weather / Track : Bright / Dry

These results are provisional until the conclusion of any judicial and technical matters.

Race Distance: 7 Laps / 15.26 miles

Cadwell Park: 2.1800 miles

Date: 07/08/2022 Start: 10:45 Finish: 10:57

Clerk Of Course :	Stewards :	Timekeeper : <i>Craig Smith</i>
-------------------	------------	------------------------------------

Results can be found at www.tsl-timing.com

Printed - 11:00 Sunday, 07 August 2022



International Sidecar Revival 2022

Blue Haze GP & GPF

RACE 2 - LAP CHART

LAP 1 @ 10:47:20.870

NO	BEHIND	LAP TIME
7		1:46.697
8	0.966	1:47.663
64	2.980	1:49.677
141	3.222	1:49.919
17	5.571	1:52.268
24	5.694	1:52.391
247	6.710	1:53.407
77	7.741	1:54.438
13	8.416	1:55.113
4	8.522	1:55.219
110	9.153	1:55.850
157	9.245	1:55.942
26	10.246	1:56.943
28	11.049	1:57.746
6	11.340	1:58.037
125	11.371	1:58.068
631	15.960	2:02.657
88	16.287	2:02.984
199	16.977	2:03.674
52	17.200	2:03.897
142	18.068	2:04.765
18	18.296	2:04.993
42	18.703	2:05.400
234	18.982	2:05.679
565	19.082	2:05.779
25	20.229	2:06.926

LAP 2 @ 10:48:59.416

NO	BEHIND	LAP TIME
8		1:37.580 D
7	3.019	1:41.565
141	7.906	1:43.230
24	8.865	1:41.717
64	10.745	1:46.311
17	11.514	1:44.489
13	14.064	1:44.194
247	14.911	1:46.747
77	16.317	1:47.122
157	16.657	1:45.958
4	17.858	1:47.882
110	18.217	1:47.610
6	18.571	1:45.777
28	20.188	1:47.685
26	20.861	1:49.161
125	24.153	1:51.328
88	30.187	1:52.446
52	31.224	1:52.570
631	33.600	1:56.186
199	33.779	1:55.348
142	33.972	1:54.450
565	34.861	1:54.325
42	35.670	1:55.513
234	36.868	1:56.432
18	38.199	1:58.449
25	38.347	1:56.664

LAP 3 @ 10:50:38.701

NO	BEHIND	LAP TIME
8		1:39.285
7	5.408	1:41.674
24	9.994	1:40.414
141	12.289	1:43.668

64	16.990	1:45.530
17	17.362	1:45.133
13	17.572	1:42.793
247	22.680	1:47.054
157	22.844	1:45.472
77	24.601	1:47.569
6	25.232	1:45.946
110	27.346	1:48.414
4	27.757	1:49.184
26	32.471	1:50.895
125	37.302	1:52.434
88	43.596	1:52.694
52	45.110	1:53.171
142	49.001	1:54.314
565	49.301	1:53.725
199	50.669	1:56.175
42	51.608	1:55.223
631	51.814	1:57.499
18	56.867	1:57.953
25	57.020	1:57.958

LAP 4 @ 10:52:18.437

NO	BEHIND	LAP TIME
8		1:39.736
7	6.752	1:41.080
24	11.373	1:41.115
141	15.154	1:42.601
13	21.073	1:43.237
64	22.577	1:45.323
17	23.224	1:45.598
157	27.829	1:44.721
247	29.665	1:46.721
6	30.899	1:45.403
77	32.556	1:47.691
110	35.073	1:47.463
4	35.655	1:47.634
26	41.994	1:49.259
125	49.606	1:52.040
88	56.517	1:52.657
52	57.572	1:52.198
565	1:01.719	1:52.154
142	1:03.094	1:53.829
199	1:03.362	1:52.429
631	1:07.533	1:55.455
42	1:07.684	1:55.812
25	1:14.131	1:56.847
18	1:15.431	1:58.300

LAP 5 @ 10:54:00.366

NO	BEHIND	LAP TIME
8		1:41.929
7	6.369	1:41.546
24	11.023	1:41.579
141	16.102	1:42.877
13	21.762	1:42.618
64	25.887	1:45.239
17	26.202	1:44.907
157	30.224	1:44.324
247	33.892	1:46.156
6	34.110	1:45.140
110	39.875	1:46.731
77	41.256	1:50.629
4	41.763	1:48.037
26	49.293	1:49.228
125	59.817	1:52.140

88	1:07.874	1:53.286
52	1:08.166	1:52.523
565	1:10.353	1:50.563
199	1:14.052	1:52.619
142	1:14.665	1:53.500
631	1:20.595	1:54.991
42	1:21.387	1:55.632
25	1:30.098	1:57.896
18	1:32.391	1:58.889

LAP 6 @ 10:55:40.014

NO	BEHIND	LAP TIME
8		1:39.648
7	7.378	1:40.657
24	12.921	1:41.546
141	19.611	1:43.157
13	25.220	1:43.106
64	30.397	1:44.158
17	31.285	1:44.731
157	35.537	1:44.961
6	39.216	1:44.754
247	41.773	1:47.529
110	47.735	1:47.508
77	47.940	1:46.332
4	49.012	1:46.897
26	58.902	1:49.257
125	1:13.608	1:53.439
88	1:21.444	1:53.218
52	1:21.930	1:53.412
565	1:22.595	1:51.890
199	1:25.664	1:51.260
142	1:27.591	1:52.574
631	1:36.209	1:55.262
42	1:37.307	1:55.568

LAP 7 @ 10:57:23.719

NO	BEHIND	LAP TIME
8		1:43.705
7	4.943	1:41.270
25	1 Lap	1:58.426
18	1 Lap	1:58.566
24	11.181	1:41.965
141	18.286	1:42.380
13	25.061	1:43.546
64	31.403	1:44.711
17	33.463	1:45.883
157	36.913	1:45.081
6	40.751	1:45.240
247	47.528	1:49.460
77	49.943	1:45.708
110	52.192	1:48.162
4	52.472	1:47.165
26	1:04.237	1:49.040
125	1:23.127	1:53.224
52	1:29.571	1:51.346
565	1:30.653	1:51.763
88	1:31.007	1:53.268
199	1:32.793	1:50.834
142	1:38.026	1:54.140
631	1:47.781	1:55.277
42	1:49.886	1:56.284

International Sidecar Revival 2022

Blue Haze GP & GPF

RACE 2 - SECTOR ANALYSIS



SECTOR 1 = FL to I1, SECTOR 2 = I1 to FL, DIFF = Difference To Personal Best Lap, P = Crossed Finish Line in Pit Lane, D = Time Disallowed

P1		7 GP		Bruce DUNN		Yamaha TZ250 - Bilstein UK	
IDEAL LAP TIME : 1:40.657		BEST LAP TIME : 1:40.657		DIFFERENCE : 0.000			
LAP	SECTOR 1	SECTOR 2	LAP TIME	MPH	DIFF	TIME OF DAY	
1 -		42.789	1:46.697	73.55	6.040	10:47:20.870	
2 -	58.752	42.813	1:41.565	77.27	0.908	10:49:02.435	
3 -	59.018	42.656	1:41.674	77.18	1.017	10:50:44.109	
4 -	58.599	42.481	1:41.080 (2)	77.64	0.423	10:52:25.189	
5 -	58.596	42.950	1:41.546	77.28	0.889	10:54:06.735	
6 -	58.190	42.467	1:40.657 (1)	77.96		10:55:47.392	
7 -	58.356	42.914	1:41.270 (3)	77.49	0.613	10:57:28.662	

P2		8 GP		Phil ATKINSON		Yamaha TZ350 - ROSE MOT/Q Oil Treatments	
IDEAL LAP TIME : 1:37.327		BEST LAP TIME : 1:39.285		DIFFERENCE : 1.958			
LAP	SECTOR 1	SECTOR 2	LAP TIME	MPH	DIFF	TIME OF DAY	
1 -		42.658	1:47.663	72.89	8.378	10:47:21.836	
2 -	57.955	39.625	1:37.580 D	80.42		10:48:59.416	
3 -	57.702	41.583	1:39.285 (1)	79.04		10:50:38.701	
4 -	57.847	41.889	1:39.736 (3)	78.68	0.451	10:52:18.437	
5 -	59.120	42.809	1:41.929	76.99	2.644	10:54:00.366	
6 -	57.722	41.926	1:39.648 (2)	78.75	0.363	10:55:40.014	
7 -	1:00.085	43.620	1:43.705	75.67	4.420	10:57:23.719	

P3		24 GP		Scott CARSON		Yamaha TZ350 - Tenpin Racing,All England Diamond Drilling an	
IDEAL LAP TIME : 1:40.414		BEST LAP TIME : 1:40.414		DIFFERENCE : 0.000			
LAP	SECTOR 1	SECTOR 2	LAP TIME	MPH	DIFF	TIME OF DAY	
1 -		43.749	1:52.391	69.82	11.977	10:47:26.564	
2 -	59.158	42.559	1:41.717	77.15	1.303	10:49:08.281	
3 -	58.267	42.147	1:40.414 (1)	78.15		10:50:48.695	
4 -	58.652	42.463	1:41.115 (2)	77.61	0.701	10:52:29.810	
5 -	59.041	42.538	1:41.579	77.26	1.165	10:54:11.389	
6 -	58.888	42.658	1:41.546 (3)	77.28	1.132	10:55:52.935	
7 -	58.941	43.024	1:41.965	76.96	1.551	10:57:34.900	

P4		141 GPF		David ABRAHAM		Suzuki RG570 - Cambridge Motorcycles	
IDEAL LAP TIME : 1:42.367		BEST LAP TIME : 1:42.380		DIFFERENCE : 0.013			
LAP	SECTOR 1	SECTOR 2	LAP TIME	MPH	DIFF	TIME OF DAY	
1 -		43.811	1:49.919	71.39	7.539	10:47:24.092	
2 -	1:00.157	43.073	1:43.230	76.02	0.850	10:49:07.322	
3 -	1:00.112	43.556	1:43.668	75.70	1.288	10:50:50.990	
4 -	59.382	43.219	1:42.601 (2)	76.49	0.221	10:52:33.591	
5 -	59.676	43.201	1:42.877 (3)	76.28	0.497	10:54:16.468	
6 -	59.689	43.468	1:43.157	76.07	0.777	10:55:59.625	
7 -	59.395	42.985	1:42.380 (1)	76.65		10:57:42.005	

P5		13 GPF		Jamie KELMAN		Yamaha TZR 250 -	
IDEAL LAP TIME : 1:42.587		BEST LAP TIME : 1:42.618		DIFFERENCE : 0.031			
LAP	SECTOR 1	SECTOR 2	LAP TIME	MPH	DIFF	TIME OF DAY	
1 -		44.824	1:55.113	68.17	12.495	10:47:29.286	
2 -	1:01.078	43.116	1:44.194	75.32	1.576	10:49:13.480	
3 -	1:00.318	42.475	1:42.793 (2)	76.34	0.175	10:50:56.273	
4 -	1:00.641	42.596	1:43.237	76.01	0.619	10:52:39.510	
5 -	1:00.141	42.477	1:42.618 (1)	76.47		10:54:22.128	
6 -	1:00.112	42.994	1:43.106 (3)	76.11	0.488	10:56:05.234	
7 -	1:00.459	43.087	1:43.546	75.79	0.928	10:57:48.780	

International Sidecar Revival 2022

Blue Haze GP & GPF

RACE 2 - SECTOR ANALYSIS



SECTOR 1 = FL to I1, SECTOR 2 = I1 to FL, DIFF = Difference To Personal Best Lap, P = Crossed Finish Line in Pit Lane, D = Time Disallowed

P6 64 GP Phil ELLIS		Yamaha TZ250 4TW -				
IDEAL LAP TIME : 1:44.134		BEST LAP TIME : 1:44.158		DIFFERENCE : 0.024		
LAP	SECTOR 1	SECTOR 2	LAP TIME	MPH	DIFF	TIME OF DAY
1 -		43.807	1:49.677	71.55	5.519	10:47:23.850
2 -	1:02.103	44.208	1:46.311	73.82	2.153	10:49:10.161
3 -	1:01.470	44.060	1:45.530	74.36	1.372	10:50:55.691
4 -	1:01.563	43.760	1:45.323	74.51	1.165	10:52:41.014
5 -	1:01.048	44.191	1:45.239 (3)	74.57	1.081	10:54:26.253
6 -	1:00.374	43.784	1:44.158 (1)	75.34		10:56:10.411
7 -	1:00.825	43.886	1:44.711 (2)	74.94	0.553	10:57:55.122

P7 17 GPF Rik BALLERINI		Yamaha TZR 250 -				
IDEAL LAP TIME : 1:44.230		BEST LAP TIME : 1:44.489		DIFFERENCE : 0.259		
LAP	SECTOR 1	SECTOR 2	LAP TIME	MPH	DIFF	TIME OF DAY
1 -		44.633	1:52.268	69.90	7.779	10:47:26.441
2 -	1:00.697	43.792	1:44.489 (1)	75.10		10:49:10.930
3 -	1:01.070	44.063	1:45.133	74.64	0.644	10:50:56.063
4 -	1:01.344	44.254	1:45.598	74.32	1.109	10:52:41.661
5 -	1:01.111	43.796	1:44.907 (3)	74.80	0.418	10:54:26.568
6 -	1:00.438	44.293	1:44.731 (2)	74.93	0.242	10:56:11.299
7 -	1:01.119	44.764	1:45.883	74.12	1.394	10:57:57.182

P8 157 GPF Geoff MOOK		Yamaha TZR 250 -				
IDEAL LAP TIME : 1:44.135		BEST LAP TIME : 1:44.324		DIFFERENCE : 0.189		
LAP	SECTOR 1	SECTOR 2	LAP TIME	MPH	DIFF	TIME OF DAY
1 -		45.808	1:55.942	67.68	11.618	10:47:30.115
2 -	1:01.492	44.466	1:45.958	74.06	1.634	10:49:16.073
3 -	1:00.701	44.771	1:45.472	74.40	1.148	10:51:01.545
4 -	1:01.287	43.434	1:44.721 (2)	74.94	0.397	10:52:46.266
5 -	1:00.740	43.584	1:44.324 (1)	75.22		10:54:30.590
6 -	1:00.891	44.070	1:44.961 (3)	74.77	0.637	10:56:15.551
7 -	1:01.151	43.930	1:45.081	74.68	0.757	10:58:00.632

P9 6 GP Doug EDMONDSON		Yamaha TZ250 - Stan Stephens Tuning				
IDEAL LAP TIME : 1:44.754		BEST LAP TIME : 1:44.754		DIFFERENCE : 0.000		
LAP	SECTOR 1	SECTOR 2	LAP TIME	MPH	DIFF	TIME OF DAY
1 -		46.032	1:58.037	66.48	13.283	10:47:32.210
2 -	1:01.336	44.441	1:45.777	74.19	1.023	10:49:17.987
3 -	1:01.635	44.311	1:45.946	74.07	1.192	10:51:03.933
4 -	1:01.101	44.302	1:45.403	74.45	0.649	10:52:49.336
5 -	1:00.877	44.263	1:45.140 (2)	74.64	0.386	10:54:34.476
6 -	1:00.618	44.136	1:44.754 (1)	74.91		10:56:19.230
7 -	1:00.821	44.419	1:45.240 (3)	74.57	0.486	10:58:04.470

P10 247 GPF Lee HEALEY		Suzuki VJ22 - Specialised welding and fabrications				
IDEAL LAP TIME : 1:46.156		BEST LAP TIME : 1:46.156		DIFFERENCE : 0.000		
LAP	SECTOR 1	SECTOR 2	LAP TIME	MPH	DIFF	TIME OF DAY
1 -		45.246	1:53.407	69.20	7.251	10:47:27.580
2 -	1:01.678	45.069	1:46.747 (3)	73.52	0.591	10:49:14.327
3 -	1:02.293	44.761	1:47.054	73.30	0.898	10:51:01.381
4 -	1:01.944	44.777	1:46.721 (2)	73.53	0.565	10:52:48.102
5 -	1:01.574	44.582	1:46.156 (1)	73.92		10:54:34.258
6 -	1:02.468	45.061	1:47.529	72.98	1.373	10:56:21.787
7 -	1:02.887	46.573	1:49.460	71.69	3.304	10:58:11.247

International Sidecar Revival 2022

Blue Haze GP & GPF

RACE 2 - SECTOR ANALYSIS



SECTOR 1 = FL to I1, SECTOR 2 = I1 to FL, DIFF = Difference To Personal Best Lap, P = Crossed Finish Line in Pit Lane, D = Time Disallowed

P11 77 GP Andrew GLASGOW		Yamaha TZ250 5KE - Hiab service (hw) ltd				
IDEAL LAP TIME : 1:45.708		BEST LAP TIME : 1:45.708		DIFFERENCE : 0.000		
LAP	SECTOR 1	SECTOR 2	LAP TIME	MPH	DIFF	TIME OF DAY
1 -		45.396	1:54.438	68.57	8.730	10:47:28.611
2 -	1:02.253	44.869	1:47.122 (3)	73.26	1.414	10:49:15.733
3 -	1:02.756	44.813	1:47.569	72.95	1.861	10:51:03.302
4 -	1:02.572	45.119	1:47.691	72.87	1.983	10:52:50.993
5 -	1:05.032	45.597	1:50.629	70.94	4.921	10:54:41.622
6 -	1:02.184	44.148	1:46.332 (2)	73.80	0.624	10:56:27.954
7 -	1:01.691	44.017	1:45.708 (1)	74.24		10:58:13.662

P12 110 GPF Mark HAIGH		Aprilia RS250 - Chesterfield CarClinic/The Tuning Works				
IDEAL LAP TIME : 1:46.719		BEST LAP TIME : 1:46.731		DIFFERENCE : 0.012		
LAP	SECTOR 1	SECTOR 2	LAP TIME	MPH	DIFF	TIME OF DAY
1 -		45.823	1:55.850	67.74	9.119	10:47:30.023
2 -	1:02.453	45.157	1:47.610	72.93	0.879	10:49:17.633
3 -	1:02.753	45.661	1:48.414	72.38	1.683	10:51:06.047
4 -	1:01.984	45.479	1:47.463 (2)	73.03	0.732	10:52:53.510
5 -	1:01.638	45.093	1:46.731 (1)	73.53		10:54:40.241
6 -	1:02.427	45.081	1:47.508 (3)	72.99	0.777	10:56:27.749
7 -	1:03.030	45.132	1:48.162	72.55	1.431	10:58:15.911

P13 4 GPF James SEATH		Aprilia RS250 - Ovenden Earthmoving				
IDEAL LAP TIME : 1:46.751		BEST LAP TIME : 1:46.897		DIFFERENCE : 0.146		
LAP	SECTOR 1	SECTOR 2	LAP TIME	MPH	DIFF	TIME OF DAY
1 -		45.568	1:55.219	68.11	8.322	10:47:29.392
2 -	1:02.170	45.712	1:47.882	72.74	0.985	10:49:17.274
3 -	1:03.589	45.595	1:49.184	71.87	2.287	10:51:06.458
4 -	1:01.985	45.649	1:47.634 (3)	72.91	0.737	10:52:54.092
5 -	1:02.201	45.836	1:48.037	72.64	1.140	10:54:42.129
6 -	1:02.131	44.766	1:46.897 (1)	73.41		10:56:29.026
7 -	1:02.088	45.077	1:47.165 (2)	73.23	0.268	10:58:16.191

P14 26 GPF Damian LEE		Yamaha TZR250 - Leed Autos				
IDEAL LAP TIME : 1:48.629		BEST LAP TIME : 1:49.040		DIFFERENCE : 0.411		
LAP	SECTOR 1	SECTOR 2	LAP TIME	MPH	DIFF	TIME OF DAY
1 -		46.168	1:56.943	67.11	7.903	10:47:31.116
2 -	1:03.512	45.649	1:49.161 (2)	71.89	0.121	10:49:20.277
3 -	1:03.883	47.012	1:50.895	70.77	1.855	10:51:11.172
4 -	1:03.203	46.056	1:49.259	71.82	0.219	10:53:00.431
5 -	1:03.377	45.851	1:49.228 (3)	71.85	0.188	10:54:49.659
6 -	1:03.831	45.426	1:49.257	71.83	0.217	10:56:38.916
7 -	1:03.585	45.455	1:49.040 (1)	71.97		10:58:27.956

P15 125 GPF Steve HIGERTY		Yamaha TZR250 - Yellow House/Cambridge MC's				
IDEAL LAP TIME : 1:50.437		BEST LAP TIME : 1:51.328		DIFFERENCE : 0.891		
LAP	SECTOR 1	SECTOR 2	LAP TIME	MPH	DIFF	TIME OF DAY
1 -		46.394	1:58.068	66.47	6.740	10:47:32.241
2 -	1:04.043	47.285	1:51.328 (1)	70.49		10:49:23.569
3 -	1:05.199	47.235	1:52.434	69.80	1.106	10:51:16.003
4 -	1:05.052	46.988	1:52.040 (2)	70.04	0.712	10:53:08.043
5 -	1:04.960	47.180	1:52.140 (3)	69.98	0.812	10:55:00.183
6 -	1:06.064	47.375	1:53.439	69.18	2.111	10:56:53.622
7 -	1:05.785	47.439	1:53.224	69.31	1.896	10:58:46.846

International Sidecar Revival 2022

Blue Haze GP & GPF

RACE 2 - SECTOR ANALYSIS



SECTOR 1 = FL to I1, SECTOR 2 = I1 to FL, DIFF = Difference To Personal Best Lap, P = Crossed Finish Line in Pit Lane, D = Time Disallowed

P16 52 GP		Stephen BAYLEY		Yamaha TZ 250 - Mander Organ Builders		
IDEAL LAP TIME : 1:51.346		BEST LAP TIME : 1:51.346		DIFFERENCE : 0.000		
LAP	SECTOR 1	SECTOR 2	LAP TIME	MPH	DIFF	TIME OF DAY
1 -		48.651	2:03.897	63.34	12.551	10:47:38.070
2 -	1:05.823	46.747	1:52.570	69.71	1.224	10:49:30.640
3 -	1:06.159	47.012	1:53.171	69.34	1.825	10:51:23.811
4 -	1:05.944	46.254	1:52.198 (2)	69.94	0.852	10:53:16.009
5 -	1:05.595	46.928	1:52.523 (3)	69.74	1.177	10:55:08.532
6 -	1:06.139	47.273	1:53.412	69.19	2.066	10:57:01.944
7 -	1:05.282	46.064	1:51.346 (1)	70.48		10:58:53.290

P17 565 GPF		Louis KERSHAW		Aprilia RS250 -		
IDEAL LAP TIME : 1:50.563		BEST LAP TIME : 1:50.563		DIFFERENCE : 0.000		
LAP	SECTOR 1	SECTOR 2	LAP TIME	MPH	DIFF	TIME OF DAY
1 -		48.778	2:05.779	62.39	15.216	10:47:39.952
2 -	1:06.787	47.538	1:54.325	68.64	3.762	10:49:34.277
3 -	1:06.330	47.395	1:53.725	69.00	3.162	10:51:28.002
4 -	1:04.459	47.695	1:52.154	69.97	1.591	10:53:20.156
5 -	1:04.353	46.210	1:50.563 (1)	70.98		10:55:10.719
6 -	1:04.386	47.504	1:51.890 (3)	70.14	1.327	10:57:02.609
7 -	1:04.996	46.767	1:51.763 (2)	70.22	1.200	10:58:54.372

P18 88 GP		George PRINOS		Yamaha TZ250 - KAPPA PLANNING LTD		
IDEAL LAP TIME : 1:52.158		BEST LAP TIME : 1:52.446		DIFFERENCE : 0.288		
LAP	SECTOR 1	SECTOR 2	LAP TIME	MPH	DIFF	TIME OF DAY
1 -		48.839	2:02.984	63.81	10.538	10:47:37.157
2 -	1:05.330	47.116	1:52.446 (1)	69.79		10:49:29.603
3 -	1:05.399	47.295	1:52.694 (3)	69.64	0.248	10:51:22.297
4 -	1:05.782	46.875	1:52.657 (2)	69.66	0.211	10:53:14.954
5 -	1:05.729	47.557	1:53.286	69.27	0.840	10:55:08.240
6 -	1:05.891	47.327	1:53.218	69.31	0.772	10:57:01.458
7 -	1:05.283	47.985	1:53.268	69.28	0.822	10:58:54.726

P19 199 GPF		Michael FROST		Yamaha TZR250 -		
IDEAL LAP TIME : 1:50.834		BEST LAP TIME : 1:50.834		DIFFERENCE : 0.000		
LAP	SECTOR 1	SECTOR 2	LAP TIME	MPH	DIFF	TIME OF DAY
1 -		48.733	2:03.674	63.45	12.840	10:47:37.847
2 -	1:06.867	48.481	1:55.348	68.03	4.514	10:49:33.195
3 -	1:08.160	48.015	1:56.175	67.55	5.341	10:51:29.370
4 -	1:04.877	47.552	1:52.429 (3)	69.80	1.595	10:53:21.799
5 -	1:05.346	47.273	1:52.619	69.68	1.785	10:55:14.418
6 -	1:03.987	47.273	1:51.260 (2)	70.53	0.426	10:57:05.678
7 -	1:03.853	46.981	1:50.834 (1)	70.80		10:58:56.512

P20 142 GPF		Martin PEARSON		Yamaha TZR250 - Viking Inspection		
IDEAL LAP TIME : 1:52.502		BEST LAP TIME : 1:52.574		DIFFERENCE : 0.072		
LAP	SECTOR 1	SECTOR 2	LAP TIME	MPH	DIFF	TIME OF DAY
1 -		48.876	2:04.765	62.90	12.191	10:47:38.938
2 -	1:06.022	48.428	1:54.450	68.57	1.876	10:49:33.388
3 -	1:06.159	48.155	1:54.314	68.65	1.740	10:51:27.702
4 -	1:05.795	48.034	1:53.829 (3)	68.94	1.255	10:53:21.531
5 -	1:05.773	47.727	1:53.500 (2)	69.14	0.926	10:55:15.031
6 -	1:04.775	47.799	1:52.574 (1)	69.71		10:57:07.605
7 -	1:05.192	48.948	1:54.140	68.75	1.566	10:59:01.745

International Sidecar Revival 2022

Blue Haze GP & GPF

RACE 2 - SECTOR ANALYSIS



SECTOR 1 = FL to I1, SECTOR 2 = I1 to FL, DIFF = Difference To Personal Best Lap, P = Crossed Finish Line in Pit Lane, D = Time Disallowed

P21 631 GPF		Angela CRAGG		Honda NSR MC18 - Roger Munsey		
IDEAL LAP TIME : 1:54.508		BEST LAP TIME : 1:54.991		DIFFERENCE : 0.483		
LAP	SECTOR 1	SECTOR 2	LAP TIME	MPH	DIFF	TIME OF DAY
1 -		48.241	2:02.657	63.98	7.666	10:47:36.830
2 -	1:07.476	48.710	1:56.186	67.54	1.195	10:49:33.016
3 -	1:08.031	49.468	1:57.499	66.79	2.508	10:51:30.515
4 -	1:06.618	48.837	1:55.455	67.97	0.464	10:53:25.970
5 -	1:06.545	48.446	1:54.991 (1)	68.24		10:55:20.961
6 -	1:06.664	48.598	1:55.262 (2)	68.08	0.271	10:57:16.223
7 -	1:06.267	49.010	1:55.277 (3)	68.08	0.286	10:59:11.500

P22 42 GP		Adam CARSON		Honda RS 125 -		
IDEAL LAP TIME : 1:54.962		BEST LAP TIME : 1:55.223		DIFFERENCE : 0.261		
LAP	SECTOR 1	SECTOR 2	LAP TIME	MPH	DIFF	TIME OF DAY
1 -		48.403	2:05.400	62.58	10.177	10:47:39.573
2 -	1:07.564	47.949	1:55.513 (2)	67.94	0.290	10:49:35.086
3 -	1:07.611	47.612	1:55.223 (1)	68.11		10:51:30.309
4 -	1:07.350	48.462	1:55.812	67.76	0.589	10:53:26.121
5 -	1:07.859	47.773	1:55.632	67.87	0.409	10:55:21.753
6 -	1:07.789	47.779	1:55.568 (3)	67.90	0.345	10:57:17.321
7 -	1:08.117	48.167	1:56.284	67.49	1.061	10:59:13.605

P23 25 GPF		Stephen WIMBLE		YAMAHA TZR 250 - S.B.W Contractor		
IDEAL LAP TIME : 1:56.093		BEST LAP TIME : 1:56.664		DIFFERENCE : 0.571		
LAP	SECTOR 1	SECTOR 2	LAP TIME	MPH	DIFF	TIME OF DAY
1 -		49.415	2:06.926	61.83	10.262	10:47:41.099
2 -	1:07.302	49.362	1:56.664 (1)	67.27		10:49:37.763
3 -	1:08.968	48.990	1:57.958	66.53	1.294	10:51:35.721
4 -	1:08.056	48.791	1:56.847 (2)	67.16	0.183	10:53:32.568
5 -	1:08.352	49.544	1:57.896 (3)	66.56	1.232	10:55:30.464
6 -	1:08.776	49.650	1:58.426	66.26	1.762	10:57:28.890

P24 18 GPF		Marc PRENTICE		Yamaha TZR250 -		
IDEAL LAP TIME : 1:56.903		BEST LAP TIME : 1:57.953		DIFFERENCE : 1.050		
LAP	SECTOR 1	SECTOR 2	LAP TIME	MPH	DIFF	TIME OF DAY
1 -		49.320	2:04.993	62.78	7.040	10:47:39.166
2 -	1:07.675	50.774	1:58.449 (3)	66.25	0.496	10:49:37.615
3 -	1:08.725	49.228	1:57.953 (1)	66.53		10:51:35.568
4 -	1:08.991	49.309	1:58.300 (2)	66.34	0.347	10:53:33.868
5 -	1:09.366	49.523	1:58.889	66.01	0.936	10:55:32.757
6 -	1:09.133	49.433	1:58.566	66.19	0.613	10:57:31.323

P25 28 GP		Liam McCARTER		Yamaha TZ250 - Katie McCarter		
IDEAL LAP TIME : 1:47.685		BEST LAP TIME : 1:47.685		DIFFERENCE : 0.000		
LAP	SECTOR 1	SECTOR 2	LAP TIME	MPH	DIFF	TIME OF DAY
1 -		46.585	1:57.746	66.65	10.061	10:47:31.919
2 -	1:02.764	44.921	1:47.685 (1)	72.87		10:49:19.604

P26 234 GPF		Andy FLUX		Aprilia RS 250 - Mach 1 Automotive LTD / Goodwin Pest Manag		
IDEAL LAP TIME : 1:56.221		BEST LAP TIME : 1:56.432		DIFFERENCE : 0.211		
LAP	SECTOR 1	SECTOR 2	LAP TIME	MPH	DIFF	TIME OF DAY
1 -		49.319	2:05.679	62.44	9.247	10:47:39.852
2 -	1:07.789	48.643	1:56.432 (1)	67.40		10:49:36.284

International Sidecar Revival 2022

Blue Haze GP & GPF

RACE 2 - BEST SECTORS

SECTOR 1			SECTOR 2			IDEAL / BEST COMPARISON						
POS	NO	NAME	TIME	NO	NAME	TIME	POS	NO	NAME	IDEAL	BEST	DIFF
									PERFECT LAP	1:37.327		
1	8	ATKINSON	57.702	8	ATKINSON	39.625	1	8	ATKINSON	1:37.327	1:39.285	1.958
2	7	DUNN	58.190	24	CARSON	42.147	2	24	CARSON	1:40.414	1:40.414	0.000
3	24	CARSON	58.267	7	DUNN	42.467	3	7	DUNN	1:40.657	1:40.657	0.000
4	141	ABRAHAM	59.382	13	KELMAN	42.475	4	141	ABRAHAM	1:42.367	1:42.380	0.013
5	13	KELMAN	1:00.112	141	ABRAHAM	42.985	5	13	KELMAN	1:42.587	1:42.618	0.031
6	64	ELLIS	1:00.374	157	MOOK	43.434	6	64	ELLIS	1:44.134	1:44.158	0.024
7	17	BALLERINI	1:00.438	64	ELLIS	43.760	7	157	MOOK	1:44.135	1:44.324	0.189
8	6	EDMONDSON	1:00.618	17	BALLERINI	43.792	8	17	BALLERINI	1:44.230	1:44.489	0.259
9	157	MOOK	1:00.701	77	GLASGOW	44.017	9	6	EDMONDSON	1:44.754	1:44.754	0.000
10	247	HEALEY	1:01.574	6	EDMONDSON	44.136	10	77	GLASGOW	1:45.708	1:45.708	0.000
11	110	HAIGH	1:01.638	247	HEALEY	44.582	11	247	HEALEY	1:46.156	1:46.156	0.000
12	77	GLASGOW	1:01.691	4	SEATH	44.766	12	110	HAIGH	1:46.719	1:46.731	0.012
13	4	SEATH	1:01.985	28	McCARTER	44.921	13	4	SEATH	1:46.751	1:46.897	0.146
14	28	McCARTER	1:02.764	110	HAIGH	45.081	14	28	McCARTER	1:47.685	1:47.685	0.000
15	26	LEE	1:03.203	26	LEE	45.426	15	26	LEE	1:48.629	1:49.040	0.411
16	199	FROST	1:03.853	52	BAYLEY	46.064	16	125	HIGERTY	1:50.437	1:51.328	0.891
17	125	HIGERTY	1:04.043	565	KERSHAW	46.210	17	565	KERSHAW	1:50.563	1:50.563	0.000
18	565	KERSHAW	1:04.353	125	HIGERTY	46.394	18	199	FROST	1:50.834	1:50.834	0.000
19	142	PEARSON	1:04.775	88	PRINOS	46.875	19	52	BAYLEY	1:51.346	1:51.346	0.000
20	52	BAYLEY	1:05.282	199	FROST	46.981	20	88	PRINOS	1:52.158	1:52.446	0.288
21	88	PRINOS	1:05.283	42	CARSON	47.612	21	142	PEARSON	1:52.502	1:52.574	0.072
22	631	CRAGG	1:06.267	142	PEARSON	47.727	22	631	CRAGG	1:54.508	1:54.991	0.483
23	25	WIMBLE	1:07.302	631	CRAGG	48.241	23	42	CARSON	1:54.962	1:55.223	0.261
24	42	CARSON	1:07.350	234	FLUX	48.643	24	25	WIMBLE	1:56.093	1:56.664	0.571
25	234	FLUX	1:07.578	25	WIMBLE	48.791	25	234	FLUX	1:56.221	1:56.432	0.211
26	18	PRENTICE	1:07.675	18	PRENTICE	49.228	26	18	PRENTICE	1:56.903	1:57.953	1.050
27												

International Sidecar Revival 2022

Blue Haze GP & GPF

RACE 2 - STATISTICS

Competitors Started 27
Planned Start 2022-08-07 @ 10:40:00.000
Actual Start 2022-08-07 @ 10:45:34.172
Finish Time 2022-08-07 @ 10:57:23.718
Track Length 2.1800mi.
Total Laps 170
Total Distance Covered 370.6031mi.

Session Fastest Lap History

NO	CL	NAME	LAP TIME	TIME OF DAY	LAP	VEHICLE
7	GP	Bruce DUNN	1:41.565	10:49:02.439	2	Yamaha TZ250
8	GP	Phil ATKINSON	1:39.285	10:50:38.712	3	Yamaha TZ350

Session Leader History

NO	CL	NAME	FROM LAP	LAPS LED	DISTANCE	VEHICLE
7	GP	Bruce DUNN	1	1	2.18 miles	Yamaha TZ250
8	GP	Phil ATKINSON	2	6	13.08 miles	Yamaha TZ350

Flag History

TYPE	TIME OF DAY
GREEN	10:45:34.172
FINISH	10:57:23.718

Flag Statistics

TYPE	COUNT	TOTAL LAPS	TOTAL TIME
Green	1	7	13:44.816
Red	0	0	0.000
Safety Car	0	0	0.000
FCY	0	0	0.000

International Sidecar Revival 2022

Blue Haze GP & GPF

RACE 2 - STATISTICS

CLASS : GP

10 Starters

Fastest Lap History

NO	NAME	LAP TIME	TIME OF DAY	LAP	VEHICLE
7	Bruce DUNN	1:41.565	10:49:02.439	2	Yamaha TZ250
8	Phil ATKINSON	1:39.285	10:50:38.712	3	Yamaha TZ350

Leader History

NO	NAME	FROM LAP	LAPS LED	DISTANCE	VEHICLE
7	Bruce DUNN	1	1	2.18 miles	Yamaha TZ250
8	Phil ATKINSON	2	6	13.08 miles	Yamaha TZ350

International Sidecar Revival 2022

Blue Haze GP & GPF

RACE 2 - STATISTICS

CLASS : GPF

17 Starters

Fastest Lap History

NO	NAME	LAP TIME	TIME OF DAY	LAP	VEHICLE
141	David ABRAHAM	1:43.230	10:49:07.338	2	Suzuki RG570
13	Jamie KELMAN	1:42.793	10:50:56.288	3	Yamaha TZR 250
141	David ABRAHAM	1:42.601	10:52:33.607	4	Suzuki RG570
141	David ABRAHAM	1:42.380	10:57:42.024	7	Suzuki RG570

Leader History

NO	NAME	FROM LAP	LAPS LED	DISTANCE	VEHICLE
141	David ABRAHAM	1	7	15.26 miles	Suzuki RG570

International Sidecar Revival 2022

Blue Haze GP & GPF

RACE 11 - GRID (7 Laps)

ROW 10	28	29	Derek CRIPPS									
ROW 9	25	1:56.664	25	Stephen WIMBLE	26	1:57.953	18	Marc PRENTICE	27	1:56.432	167	Mark BAILEY
ROW 8	22	1:54.991	631	Angela CRAGG	23	1:55.223	42	Adam CARSON	24	1:56.432	234	Andy FLUX
ROW 7	19	1:51.346	52	Stephen BAYLEY	20	1:52.446	88	George PRINOS	21	1:52.574	142	Martin PEARSON
ROW 6	16	1:50.563	565	Louis KERSHAW	17	1:50.834	199	Michael FROST	18	1:51.328	125	Steve HIGERTY
ROW 5	13	1:46.897	4	James SEATH	14	1:47.685	28	Liam McCARTER	15	1:49.040	26	Damian LEE
ROW 4	10	1:45.708	77	Andrew GLASGOW	11	1:46.156	247	Lee HEALEY	12	1:46.731	110	Mark HAIGH
ROW 3	7	1:44.324	157	Geoff MOOK	8	1:44.489	17	Rik BALLERINI	9	1:44.754	6	Doug EDMONDSON
ROW 2	4	1:42.380	141	David ABRAHAM	5	1:42.618	13	Jamie KELMAN	6	1:44.158	64	Phil ELLIS
ROW 1	1	1:39.285	8	Phil ATKINSON	2	1:40.414	24	Scott CARSON	3	1:40.657	7	Bruce DUNN
Pole												

Cadwell Park: 2.1800 miles

These results are provisional until the conclusion of any judicial and technical matters.

Clerk Of Course :	Stewards :	Timekeeper : <i>Craig Smith</i>
-------------------	------------	------------------------------------

Results can be found at www.tsl-timing.com

Printed - 11:04 Sunday, 07 August 2022



International Sidecar Revival 2022

Blue Haze GP & GPF

RACE 11 - CLASSIFICATION

POS	NO	CL	PIC NAME	ENTRY	LAPS	TIME	GAP	DIFF	MPH	BEST	ON
1	24	GP	1 Scott CARSON	Yamaha TZ350 - Tenpin Racing,All England Diamon	5	8:28.493			77.16	1:39.507	2
2	7	GP	2 Bruce DUNN	Yamaha TZ250 - Bilstein UK	5	8:37.431	8.938	8.938	75.83	1:40.952	3
3	13	GPF	1 Jamie KELMAN	Yamaha TZR 250 -	5	8:40.320	11.827	2.889	75.41	1:41.781	2
4	64	GP	3 Phil ELLIS	Yamaha TZ250 4TW -	5	8:49.368	20.875	9.048	74.12	1:43.915	2
5	6	GP	4 Doug EDMONDSON	Yamaha TZ250 - Stan Stephens Tuning	5	8:52.362	23.869	2.994	73.70	1:44.938	4
6	17	GPF	2 Rik BALLERINI	Yamaha TZR 250 -	5	8:55.984	27.491	3.622	73.21	1:45.293	2
7	141	GPF	3 David ABRAHAM	Suzuki RG570 - Cambridge Motorcycles	5	8:56.613	28.120	0.629	73.12	1:43.667	5
8	247	GPF	4 Lee HEALEY	Suzuki VJ22 - Specialised welding and fabrications	5	9:02.941	34.448	6.328	72.27	1:47.103	5
9	4	GPF	5 James SEATH	Aprilia RS250 - Ovenden Earthmoving	5	9:03.702	35.209	0.761	72.17	1:47.133	3
10	26	GPF	6 Damian LEE	Yamaha TZR250 - Leed Autos	5	9:17.111	48.618	13.409	70.43	1:50.071	5
11	88	GP	5 George PRINOS	Yamaha TZ250 - KAPPA PLANNING LTD	5	9:28.482	59.989	11.371	69.02	1:51.668	4
12	565	GPF	7 Louis KERSHAW	Aprilia RS250 -	5	9:28.769	1:00.276	0.287	68.99	1:50.535	5

NOT CLASSIFIED

DNF	631	GPF	Angela CRAGG	Honda NSR MC18 - Roger Munsey	2	3:54.544	3 Laps	3 Laps	66.92	1:53.906	2
DNF	8	GP	Phil ATKINSON	Yamaha TZ350 - ROSE MOT/Q Oil Treatments	1	1:48.864	4 Laps	1 Lap	72.09		
DNF	110	GPF	Mark HAIGH	Aprilia RS250 - Chesterfield CarClinic/The Tuning W	0						

FASTEST LAP

	24	GP	Scott CARSON	Yamaha TZ350 - Tenpin Racing,All England Diamon	2	1:39.507			78.86 mph	126.92 kph	
	13	GPF	Jamie KELMAN	Yamaha TZR 250 -	2	1:41.781			77.10 mph	124.09 kph	

Class GP - 92.5% of Race Speed = 71.37 mph
 Class GPF - 92.5% of Race Speed = 69.75 mph

Weather / Track : Bright / Dry

These results are provisional until the conclusion of any judicial and technical matters.

Race Distance: 5 Laps / 10.90 miles

Cadwell Park: 2.1800 miles

Date: 07/08/2022 Start: 15:47 Finish: 15:55

Clerk Of Course :

Stewards :

Timekeeper :

Craig Smith

Results can be found at www.tsl-timing.com

Printed - 15:59 Sunday, 07 August 2022



International Sidecar Revival 2022

Blue Haze GP & GPF

RACE 11 - LAP CHART

LAP 1 @ 15:49:16.927			LAP 5 @ 15:55:59.345		
NO	BEHIND	LAP TIME	NO	BEHIND	LAP TIME
24		1:46.075	24		1:42.294
7	0.663	1:46.738	7	8.938	1:45.282
13	1.205	1:47.280	13	11.827	1:44.958
8	2.789	1:48.864	64	20.875	1:46.042
64	3.288	1:49.363	6	23.869	1:45.591
141	3.488	1:49.563	17	27.491	1:47.487
17	4.426	1:50.501	141	28.120	1:43.667
6	4.817	1:50.892	247	34.448	1:47.103
247	6.813	1:52.888	4	35.209	1:47.544
4	7.100	1:53.175	26	48.618	1:50.071
26	9.064	1:55.139	88	59.989	1:52.060
88	12.690	1:58.765	565	1:00.276	1:50.535
631	14.563	2:00.638			
565	14.653	2:00.728			

LAP 2 @ 15:50:56.434		
NO	BEHIND	LAP TIME
24		1:39.507
7	2.390	1:41.234
13	3.479	1:41.781
64	7.696	1:43.915
17	10.212	1:45.293
6	10.600	1:45.290
247	15.752	1:48.446
4	16.100	1:48.507
141	17.741	1:53.760
26	20.511	1:50.954
88	25.056	1:51.873
631	28.962	1:53.906
565	29.088	1:53.942

LAP 3 @ 15:52:36.437		
NO	BEHIND	LAP TIME
24		1:40.003
7	3.339	1:40.952
13	6.099	1:42.623
64	12.318	1:44.625
17	15.875	1:45.666
6	16.248	1:45.651
247	23.056	1:47.307
141	23.198	1:45.460
4	23.230	1:47.133
26	30.987	1:50.479
88	39.169	1:54.116
565	40.986	1:51.901

LAP 4 @ 15:54:17.051		
NO	BEHIND	LAP TIME
24		1:40.614
7	5.950	1:43.225
13	9.163	1:43.678
64	17.127	1:45.423
6	20.572	1:44.938
17	22.298	1:47.037
141	26.747	1:44.163
247	29.639	1:47.197
4	29.959	1:47.343
26	40.841	1:50.468
88	50.223	1:51.668
565	52.035	1:51.663

Weather / Track : Bright / Dry

Results can be found at www.tsl-timing.com

Cadwell Park: 2.1800 miles
Date: 07/08/2022 Start: 15:47 Finish: 15:55

Printed - 15:59 Sunday, 07 August 2022

International Sidecar Revival 2022

Blue Haze GP & GPF

RACE 11 - SECTOR ANALYSIS



SECTOR 1 = FL to I1, SECTOR 2 = I1 to FL, DIFF = Difference To Personal Best Lap, P = Crossed Finish Line in Pit Lane, D = Time Disallowed

P1 24 GP		Scott CARSON		Yamaha TZ350 - Tenpin Racing, All England Diamond Drilling an			
IDEAL LAP TIME : 1:39.507		BEST LAP TIME : 1:39.507		DIFFERENCE : 0.000			
LAP	SECTOR 1	SECTOR 2	LAP TIME	MPH	DIFF	TIME OF DAY	
1 -		42.724	1:46.075	73.98	6.568	15:49:16.927	
2 -	57.742	41.765	1:39.507 (1)	78.86		15:50:56.434	
3 -	58.040	41.963	1:40.003 (2)	78.47	0.496	15:52:36.437	
4 -	58.428	42.186	1:40.614 (3)	78.00	1.107	15:54:17.051	
5 -	59.204	43.090	1:42.294	76.72	2.787	15:55:59.345	

P2 7 GP		Bruce DUNN		Yamaha TZ250 - Bilstein UK			
IDEAL LAP TIME : 1:40.952		BEST LAP TIME : 1:40.952		DIFFERENCE : 0.000			
LAP	SECTOR 1	SECTOR 2	LAP TIME	MPH	DIFF	TIME OF DAY	
1 -		43.752	1:46.738	73.52	5.786	15:49:17.590	
2 -	58.691	42.543	1:41.234 (2)	77.52	0.282	15:50:58.824	
3 -	58.452	42.500	1:40.952 (1)	77.74		15:52:39.776	
4 -	59.309	43.916	1:43.225 (3)	76.02	2.273	15:54:23.001	
5 -	1:00.519	44.763	1:45.282	74.54	4.330	15:56:08.283	

P3 13 GPF		Jamie KELMAN		Yamaha TZR 250 -			
IDEAL LAP TIME : 1:41.781		BEST LAP TIME : 1:41.781		DIFFERENCE : 0.000			
LAP	SECTOR 1	SECTOR 2	LAP TIME	MPH	DIFF	TIME OF DAY	
1 -		42.955	1:47.280	73.15	5.499	15:49:18.132	
2 -	59.342	42.439	1:41.781 (1)	77.10		15:50:59.913	
3 -	59.972	42.651	1:42.623 (2)	76.47	0.842	15:52:42.536	
4 -	1:00.746	42.932	1:43.678 (3)	75.69	1.897	15:54:26.214	
5 -	1:01.276	43.682	1:44.958	74.77	3.177	15:56:11.172	

P4 64 GP		Phil ELLIS		Yamaha TZ250 4TW -			
IDEAL LAP TIME : 1:43.622		BEST LAP TIME : 1:43.915		DIFFERENCE : 0.293			
LAP	SECTOR 1	SECTOR 2	LAP TIME	MPH	DIFF	TIME OF DAY	
1 -		43.649	1:49.363	71.76	5.448	15:49:20.215	
2 -	1:00.035	43.880	1:43.915 (1)	75.52		15:51:04.130	
3 -	1:01.038	43.587	1:44.625 (2)	75.01	0.710	15:52:48.755	
4 -	1:01.241	44.182	1:45.423 (3)	74.44	1.508	15:54:34.178	
5 -	1:01.415	44.627	1:46.042	74.00	2.127	15:56:20.220	

P5 6 GP		Doug EDMONDSON		Yamaha TZ250 - Stan Stephens Tuning			
IDEAL LAP TIME : 1:44.405		BEST LAP TIME : 1:44.938		DIFFERENCE : 0.533			
LAP	SECTOR 1	SECTOR 2	LAP TIME	MPH	DIFF	TIME OF DAY	
1 -		44.061	1:50.892	70.77	5.954	15:49:21.744	
2 -	1:00.344	44.946	1:45.290 (2)	74.53	0.352	15:51:07.034	
3 -	1:01.382	44.269	1:45.651	74.28	0.713	15:52:52.685	
4 -	1:00.873	44.065	1:44.938 (1)	74.78		15:54:37.623	
5 -	1:00.796	44.795	1:45.591 (3)	74.32	0.653	15:56:23.214	

P6 17 GPF		Rik BALLERINI		Yamaha TZR 250 -			
IDEAL LAP TIME : 1:45.021		BEST LAP TIME : 1:45.293		DIFFERENCE : 0.272			
LAP	SECTOR 1	SECTOR 2	LAP TIME	MPH	DIFF	TIME OF DAY	
1 -		43.983	1:50.501	71.02	5.208	15:49:21.353	
2 -	1:01.038	44.255	1:45.293 (1)	74.53		15:51:06.646	
3 -	1:01.349	44.317	1:45.666 (2)	74.27	0.373	15:52:52.312	
4 -	1:02.034	45.003	1:47.037 (3)	73.32	1.744	15:54:39.349	
5 -	1:01.975	45.512	1:47.487	73.01	2.194	15:56:26.836	

International Sidecar Revival 2022

Blue Haze GP & GPF

RACE 11 - SECTOR ANALYSIS



SECTOR 1 = FL to I1, SECTOR 2 = I1 to FL, DIFF = Difference To Personal Best Lap, P = Crossed Finish Line in Pit Lane, D = Time Disallowed

P7 141 GPF		David ABRAHAM		Suzuki RG570 - Cambridge Motorcycles		
IDEAL LAP TIME : 1:43.390		BEST LAP TIME : 1:43.667		DIFFERENCE : 0.277		
LAP	SECTOR 1	SECTOR 2	LAP TIME	MPH	DIFF	TIME OF DAY
1 -		43.490	1:49.563	71.63	5.896	15:49:20.415
2 -	1:10.165	43.595	1:53.760	68.98	10.093	15:51:14.175
3 -	1:00.988	44.472	1:45.460 (3)	74.41	1.793	15:52:59.635
4 -	1:00.526	43.637	1:44.163 (2)	75.34	0.496	15:54:43.798
5 -	59.900	43.767	1:43.667 (1)	75.70		15:56:27.465

P8 247 GPF		Lee HEALEY		Suzuki VJ22 - Specialised welding and fabrications		
IDEAL LAP TIME : 1:46.824		BEST LAP TIME : 1:47.103		DIFFERENCE : 0.279		
LAP	SECTOR 1	SECTOR 2	LAP TIME	MPH	DIFF	TIME OF DAY
1 -		45.136	1:52.888	69.52	5.785	15:49:23.740
2 -	1:02.771	45.675	1:48.446	72.36	1.343	15:51:12.186
3 -	1:02.376	44.931	1:47.307 (3)	73.13	0.204	15:52:59.493
4 -	1:02.246	44.951	1:47.197 (2)	73.21	0.094	15:54:46.690
5 -	1:02.525	44.578	1:47.103 (1)	73.27		15:56:33.793

P9 4 GPF		James SEATH		Aprilia RS250 - Ovenden Earthmoving		
IDEAL LAP TIME : 1:47.133		BEST LAP TIME : 1:47.133		DIFFERENCE : 0.000		
LAP	SECTOR 1	SECTOR 2	LAP TIME	MPH	DIFF	TIME OF DAY
1 -		45.242	1:53.175	69.34	6.042	15:49:24.027
2 -	1:02.853	45.654	1:48.507	72.32	1.374	15:51:12.534
3 -	1:02.318	44.815	1:47.133 (1)	73.25		15:52:59.667
4 -	1:02.389	44.954	1:47.343 (2)	73.11	0.210	15:54:47.010
5 -	1:02.443	45.101	1:47.544 (3)	72.97	0.411	15:56:34.554

P10 26 GPF		Damian LEE		Yamaha TZR250 - Leed Autos		
IDEAL LAP TIME : 1:49.677		BEST LAP TIME : 1:50.071		DIFFERENCE : 0.394		
LAP	SECTOR 1	SECTOR 2	LAP TIME	MPH	DIFF	TIME OF DAY
1 -		45.511	1:55.139	68.16	5.068	15:49:25.991
2 -	1:05.003	45.951	1:50.954	70.73	0.883	15:51:16.945
3 -	1:04.588	45.891	1:50.479 (3)	71.03	0.408	15:53:07.424
4 -	1:04.349	46.119	1:50.468 (2)	71.04	0.397	15:54:57.892
5 -	1:04.166	45.905	1:50.071 (1)	71.30		15:56:47.963

P11 88 GP		George PRINOS		Yamaha TZ250 - KAPPA PLANNING LTD		
IDEAL LAP TIME : 1:51.267		BEST LAP TIME : 1:51.668		DIFFERENCE : 0.401		
LAP	SECTOR 1	SECTOR 2	LAP TIME	MPH	DIFF	TIME OF DAY
1 -		46.899	1:58.765	66.08	7.097	15:49:29.617
2 -	1:04.400	47.473	1:51.873 (2)	70.15	0.205	15:51:21.490
3 -	1:06.471	47.645	1:54.116	68.77	2.448	15:53:15.606
4 -	1:04.801	46.867	1:51.668 (1)	70.28		15:55:07.274
5 -	1:04.658	47.402	1:52.060 (3)	70.03	0.392	15:56:59.334

P12 565 GPF		Louis KERSHAW		Aprilia RS250 -		
IDEAL LAP TIME : 1:50.535		BEST LAP TIME : 1:50.535		DIFFERENCE : 0.000		
LAP	SECTOR 1	SECTOR 2	LAP TIME	MPH	DIFF	TIME OF DAY
1 -		47.581	2:00.728	65.00	10.193	15:49:31.580
2 -	1:06.101	47.841	1:53.942	68.87	3.407	15:51:25.522
3 -	1:05.275	46.626	1:51.901 (3)	70.13	1.366	15:53:17.423
4 -	1:05.277	46.386	1:51.663 (2)	70.28	1.128	15:55:09.086
5 -	1:04.227	46.308	1:50.535 (1)	71.00		15:56:59.621

International Sidecar Revival 2022

Blue Haze GP & GPF

RACE 11 - SECTOR ANALYSIS



SECTOR 1 = FL to I1, SECTOR 2 = I1 to FL, DIFF = Difference To Personal Best Lap, P = Crossed Finish Line in Pit Lane, D = Time Disallowed

P13 631 GPF Angela CRAGG		Honda NSR MC18 - Roger Munsey				
IDEAL LAP TIME : 1:53.804		BEST LAP TIME : 1:53.906		DIFFERENCE : 0.102		
LAP	SECTOR 1	SECTOR 2	LAP TIME	MPH	DIFF	TIME OF DAY
1 -		47.974	2:00.638	65.05	6.732	15:49:31.490
2 -	1:05.830	48.076	1:53.906 (1)	68.89		15:51:25.396

P14 8 GP Phil ATKINSON		Yamaha TZ350 - ROSE MOT/Q Oil Treatments				
IDEAL LAP TIME : 1:43.967		BEST LAP TIME :		DIFFERENCE :		
LAP	SECTOR 1	SECTOR 2	LAP TIME	MPH	DIFF	TIME OF DAY
1 -		45.090	1:48.864	72.09		15:49:19.716

International Sidecar Revival 2022

Blue Haze GP & GPF

RACE 11 - BEST SECTORS

SECTOR 1			SECTOR 2			IDEAL / BEST COMPARISON						
POS	NO	NAME	TIME	NO	NAME	TIME	POS	NO	NAME	IDEAL	BEST	DIFF
									PERFECT LAP	1:39.507		
1	24	CARSON	57.742	24	CARSON	41.765	1	24	CARSON	1:39.507	1:39.507	0.000
2	7	DUNN	58.452	13	KELMAN	42.439	2	7	DUNN	1:40.952	1:40.952	0.000
3	8	ATKINSON	58.877	7	DUNN	42.500	3	13	KELMAN	1:41.781	1:41.781	0.000
4	13	KELMAN	59.342	141	ABRAHAM	43.490	4	141	ABRAHAM	1:43.390	1:43.667	0.277
5	141	ABRAHAM	59.900	64	ELLIS	43.587	5	64	ELLIS	1:43.622	1:43.915	0.293
6	64	ELLIS	1:00.035	17	BALLERINI	43.983	6	8	ATKINSON	1:43.967		
7	6	EDMONDSON	1:00.344	6	EDMONDSON	44.061	7	6	EDMONDSON	1:44.405	1:44.938	0.533
8	17	BALLERINI	1:01.038	247	HEALEY	44.578	8	17	BALLERINI	1:45.021	1:45.293	0.272
9	247	HEALEY	1:02.246	4	SEATH	44.815	9	247	HEALEY	1:46.824	1:47.103	0.279
10	4	SEATH	1:02.318	8	ATKINSON	45.090	10	4	SEATH	1:47.133	1:47.133	0.000
11	26	LEE	1:04.166	26	LEE	45.511	11	26	LEE	1:49.677	1:50.071	0.394
12	565	KERSHAW	1:04.227	565	KERSHAW	46.308	12	565	KERSHAW	1:50.535	1:50.535	0.000
13	88	PRINOS	1:04.400	88	PRINOS	46.867	13	88	PRINOS	1:51.267	1:51.668	0.401
14	631	CRAGG	1:05.830	631	CRAGG	47.974	14	631	CRAGG	1:53.804	1:53.906	0.102
15												

International Sidecar Revival 2022

Blue Haze GP & GPF

RACE 11 - STATISTICS

Competitors Started 14
Planned Start 2022-08-07 @ 15:31:00.000
Actual Start 2022-08-07 @ 15:47:30.852
Finish Time 2022-08-07 @ 15:55:59.344
Track Length 2.1800mi.
Total Laps 63
Total Distance Covered 137.3411mi.

Session Fastest Lap History

NO	CL	NAME	LAP TIME	TIME OF DAY	LAP	VEHICLE
24	GP	Scott CARSON	1:39.507	15:50:56.445	2	Yamaha TZ350

Session Leader History

NO	CL	NAME	FROM LAP	LAPS LED	DISTANCE	VEHICLE
24	GP	Scott CARSON	1	5	10.90 miles	Yamaha TZ350

Flag History

TYPE	TIME OF DAY
GREEN	15:47:30.852
FINISH	15:55:59.344

Flag Statistics

TYPE	COUNT	TOTAL LAPS	TOTAL TIME
Green	1	5	9:32.984
Red	0	0	0.000
Safety Car	0	0	0.000
FCY	0	0	0.000

International Sidecar Revival 2022

Blue Haze GP & GPF

RACE 11 - STATISTICS

CLASS : GP

6 Starters

Fastest Lap History

NO	NAME	LAP TIME	TIME OF DAY	LAP	VEHICLE
24	Scott CARSON	1:39.507	15:50:56.445	2	Yamaha TZ350

Leader History

NO	NAME	FROM LAP	LAPS LED	DISTANCE	VEHICLE
24	Scott CARSON	1	5	10.90 miles	Yamaha TZ350

International Sidecar Revival 2022

Blue Haze GP & GPF

RACE 11 - STATISTICS

CLASS : GPF

8 Starters

Fastest Lap History

NO	NAME	LAP TIME	TIME OF DAY	LAP	VEHICLE
13	Jamie KELMAN	1:41.781	15:50:59.927	2	Yamaha TZR 250

Leader History

NO	NAME	FROM LAP	LAPS LED	DISTANCE	VEHICLE
13	Jamie KELMAN	1	5	10.90 miles	Yamaha TZR 250



BRITISH HISTORIC BEARS SIDECARS



International Sidecar Festival 2022

Cadwell Park

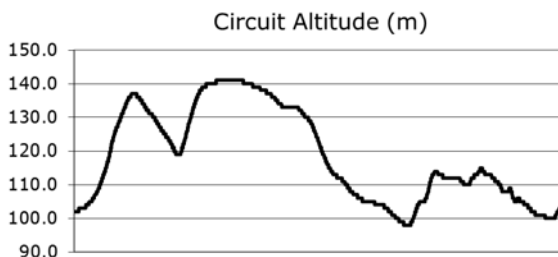
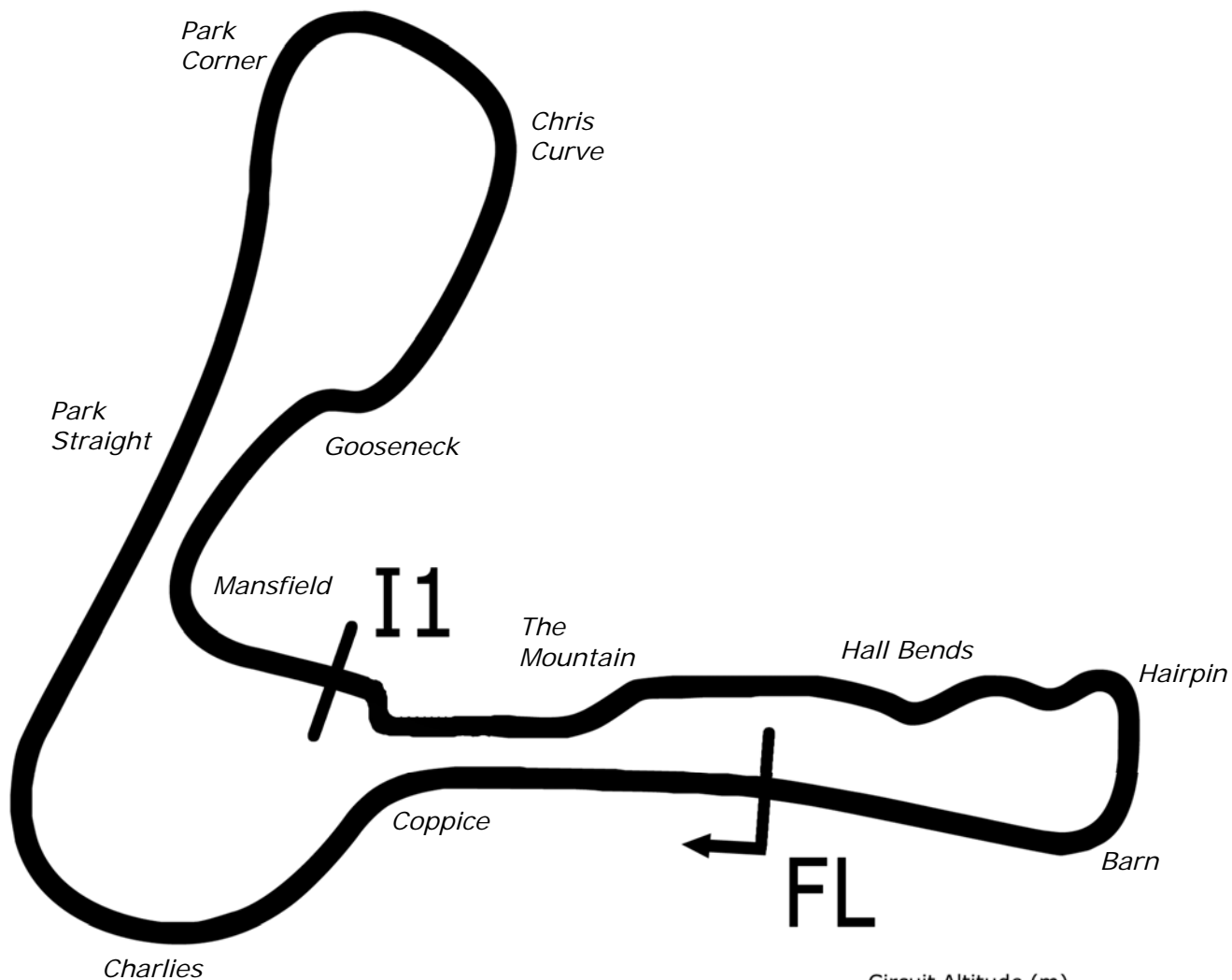
6th / 7th August 2022



Timing & Results Provided by Timing Solutions Ltd

www.tsl-timing.com

Cadwell Park



Length	2.1800 miles	3508.4 m	
FL		53.31024 N	0.05940 W
I1	2330m	53.30708 N	0.06270 W
Pit Entry	3472m	53.31103 N	0.05889 W
Pit Exit	0m after FL	53.31030 N	0.05940 W
Pit Entry-Pit Exit 92m, 6.6s @50kph, 5.5s @60kph			

All results available at www.tsl-timing.com

International Sidecar Revival 2022
British Historic Bears Sidecars
QUALIFYING - CLASSIFICATION

POS	NO	NAME	ENTRY	TIME	ON	LAPS	GAP	DIFF	MPH
1	98	GAGG / HASE	BMW K100 -	2:01.394	3	6			64.64
2	25	WHITAKER / HOLROYD	BMW K1100 -	2:01.630	5	6	0.236	0.236	64.52
3	28	HOLDEN / SALSBURY	BMW K100 SIDECAR - Bahder Engineering	2:04.203	6	6	2.809	2.573	63.18
4	33	HEGARTY / NEAVE	BMW K100 -	2:06.504	5	5	5.110	2.301	62.03
5	75	EDMONDSON / PRENTICE	BMW K100 - Stan Stephens Tuning	2:07.023	3	5	5.629	0.519	61.78
6	66	G BIRKETT / J BIRKETT	BMW K100 -	2:08.066	4	6	6.672	1.043	61.28
7	74	BREAME / DAVEY	BMW K100 -	2:09.404	5	6	8.010	1.338	60.64
8	2	KEMP / AUSTIN	Moto Guzzi LE MANS -	2:11.262	2	2	9.868	1.858	59.78
9	96	WILKINS / CASTLE	BMW K100 -	2:11.750	5	5	10.356	0.488	59.56
10	24	WHITE / PORTER	BMW K100 -	2:12.567	4	5	11.173	0.817	59.20
11	57	LARK / LINES	BMW K100 -	2:20.079	3	5	18.685	7.512	56.02
12	49*	JONES / FAIRCLOUGH	Baker F1 SIDECAR - SideCar Radio	2:24.098	5	5	22.704	4.019	54.46
13	91	DOWNES / OSTERHOLZER	BMW K100 -	2:32.356	4	5	30.962	8.258	51.51

* No. 49 - Please fit a working transponder

Weather / Track : Bright / Dry

These results are provisional until the conclusion of any judicial and technical matters.

Cadwell Park: 2.1800 miles

Date: 06/08/2022 Start: 09:15 Finish: 09:27

Clerk Of Course :	Stewards :	Timekeeper : <i>Craig Smith</i>
-------------------	------------	------------------------------------

Results can be found at www.tsl-timing.com

Printed - 09:30 Saturday, 06 August 2022



International Sidecar Revival 2022

British Historic Bears Sidecars

QUALIFYING - SECTOR ANALYSIS



SECTOR 1 = FL to I1, SECTOR 2 = I1 to FL, DIFF = Difference To Personal Best Lap, P = Crossed Finish Line in Pit Lane, D = Time Disallowed

P1 98		GAGG / HASE		BMW K100 -		
IDEAL LAP TIME : 2:01.219		BEST LAP TIME : 2:01.394		DIFFERENCE : 0.175		
LAP	SECTOR 1	SECTOR 2	LAP TIME	MPH	DIFF	TIME OF DAY
1 -	1:13.916	53.080	2:06.996	61.79	5.602	09:18:27.228
2 -	1:09.639	52.532	2:02.171 (3)	64.23	0.777	09:20:29.399
3 -	1:09.315	52.079	2:01.394 (1)	64.64		09:22:30.793
4 -	1:10.413	52.328	2:02.741	63.94	1.347	09:24:33.534
5 -	1:16.154	54.057	2:10.211	60.27	8.817	09:26:43.745
6 -	1:10.223	51.904	2:02.127 (2)	64.26	0.733	09:28:45.872

P2 25		WHITAKER / HOLROYD		BMW K1100 -		
IDEAL LAP TIME : 2:01.357		BEST LAP TIME : 2:01.630		DIFFERENCE : 0.273		
LAP	SECTOR 1	SECTOR 2	LAP TIME	MPH	DIFF	TIME OF DAY
1 -	1:16.110	53.550	2:09.660	60.52	8.030	09:18:19.991
2 -	1:11.530	51.431	2:02.961 (3)	63.82	1.331	09:20:22.952
3 -	1:11.014	51.508	2:02.522 (2)	64.05	0.892	09:22:25.474
4 -	1:10.083	53.260	2:03.343	63.62	1.713	09:24:28.817
5 -	1:09.926	51.704	2:01.630 (1)	64.52		09:26:30.447
6 -	1:10.371	53.650	2:04.021	63.28	2.391	09:28:34.468

P3 28		HOLDEN / SALSBURY		BMW K100 SIDECAR - Bahder Engineering		
IDEAL LAP TIME : 2:04.203		BEST LAP TIME : 2:04.203		DIFFERENCE : 0.000		
LAP	SECTOR 1	SECTOR 2	LAP TIME	MPH	DIFF	TIME OF DAY
1 -	1:17.676	52.495	2:10.171	60.29	5.968	09:18:42.123
2 -	1:13.074	52.315	2:05.389 (2)	62.58	1.186	09:20:47.512
3 -	1:14.270	53.843	2:08.113 (3)	61.25	3.910	09:22:55.625
4 -	1:13.977	1:02.685	2:16.662	57.42	12.459	09:25:12.287
5 -	1:13.145	55.476	2:08.621	61.01	4.418	09:27:20.908
6 -	1:12.042	52.161	2:04.203 (1)	63.18		09:29:25.111

P4 33		HEGARTY / NEAVE		BMW K100 -		
IDEAL LAP TIME : 2:05.831		BEST LAP TIME : 2:06.504		DIFFERENCE : 0.673		
LAP	SECTOR 1	SECTOR 2	LAP TIME	MPH	DIFF	TIME OF DAY
1 -	1:16.456	54.527	2:10.983	59.91	4.479	09:19:19.737
2 -	1:13.203	53.726	2:06.929 (2)	61.83	0.425	09:21:26.666
3 -	1:14.397	54.078	2:08.475	61.08	1.971	09:23:35.141
4 -	1:13.205	54.107	2:07.312 (3)	61.64	0.808	09:25:42.453
5 -	1:13.876	52.628	2:06.504 (1)	62.03		09:27:48.957

P5 75		EDMONDSON / PRENTICE		BMW K100 - Stan Stephens Tuning		
IDEAL LAP TIME : 2:06.439		BEST LAP TIME : 2:07.023		DIFFERENCE : 0.584		
LAP	SECTOR 1	SECTOR 2	LAP TIME	MPH	DIFF	TIME OF DAY
1 -	1:15.914	55.385	2:11.299	59.77	4.276	09:18:24.591
2 -	1:13.719	54.219	2:07.938 (3)	61.34	0.915	09:20:32.529
3 -	1:13.657	53.366	2:07.023 (1)	61.78		09:22:39.552
4 -	1:13.283	53.860	2:07.143 (2)	61.72	0.120	09:24:46.695
5 -	1:13.073	55.826	2:08.899	60.88	1.876	09:26:55.594

P6 66		G BIRKETT / J BIRKETT		BMW K100 -		
IDEAL LAP TIME : 2:07.813		BEST LAP TIME : 2:08.066		DIFFERENCE : 0.253		
LAP	SECTOR 1	SECTOR 2	LAP TIME	MPH	DIFF	TIME OF DAY
1 -	1:17.516	55.775	2:13.291	58.87	5.225	09:18:33.931
2 -	1:16.052	55.411	2:11.463 (3)	59.69	3.397	09:20:45.394
3 -	1:16.016	53.294	2:09.310 (2)	60.69	1.244	09:22:54.704
4 -	1:14.519	53.547	2:08.066 (1)	61.28		09:25:02.770
5 -	1:25.536	1:03.525	2:29.061	52.65	20.995	09:27:31.831
6 -	1:14.722	57.862	2:12.584	59.19	4.518	09:29:44.415

International Sidecar Revival 2022

British Historic Bears Sidecars

QUALIFYING - SECTOR ANALYSIS



SECTOR 1 = FL to I1, SECTOR 2 = I1 to FL, DIFF = Difference To Personal Best Lap, P = Crossed Finish Line in Pit Lane, D = Time Disallowed

P7 74		BREAME / DAVEY		BMW K100 -			
IDEAL LAP TIME : 2:07.706		BEST LAP TIME : 2:09.404		DIFFERENCE : 1.698			
LAP	SECTOR 1	SECTOR 2	LAP TIME	MPH	DIFF	TIME OF DAY	
1 -	1:23.061	56.446	2:19.507	56.25	10.103	09:18:50.753	
2 -	1:16.401	55.166	2:11.567	59.65	2.163	09:21:02.320	
3 -	1:17.589	54.360	2:11.949	59.47	2.545	09:23:14.269	
4 -	1:16.197	53.672	2:09.869 (2)	60.43	0.465	09:25:24.138	
5 -	1:15.321	54.083	2:09.404 (1)	60.64		09:27:33.542	
6 -	1:14.034	56.590	2:10.624 (3)	60.08	1.220	09:29:44.166	

P8 2		KEMP / AUSTIN		Moto Guzzi LE MANS -			
IDEAL LAP TIME : 2:11.262		BEST LAP TIME : 2:11.262		DIFFERENCE : 0.000			
LAP	SECTOR 1	SECTOR 2	LAP TIME	MPH	DIFF	TIME OF DAY	
1 -	1:20.315	56.825	2:17.140 (2)	57.22	5.878	09:18:33.901	
2 -	1:14.997	56.265	2:11.262 (1)	59.78		09:20:45.163	

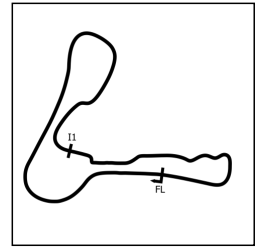
P9 96		WILKINS / CASTLE		BMW K100 -			
IDEAL LAP TIME : 2:11.365		BEST LAP TIME : 2:11.750		DIFFERENCE : 0.385			
LAP	SECTOR 1	SECTOR 2	LAP TIME	MPH	DIFF	TIME OF DAY	
1 -	1:27.403	58.361	2:25.764	53.84	14.014	09:18:58.554	
2 -	1:20.331	56.947	2:17.278	57.16	5.528	09:21:15.832	
3 -	1:17.252	57.514	2:14.766 (3)	58.23	3.016	09:23:30.598	
4 -	1:16.910	55.370	2:12.280 (2)	59.32	0.530	09:25:42.878	
5 -	1:15.995	55.755	2:11.750 (1)	59.56		09:27:54.628	

P10 24		WHITE / PORTER		BMW K100 -			
IDEAL LAP TIME : 2:12.567		BEST LAP TIME : 2:12.567		DIFFERENCE : 0.000			
LAP	SECTOR 1	SECTOR 2	LAP TIME	MPH	DIFF	TIME OF DAY	
1 -	1:26.312	1:04.027	2:30.339	52.20	17.772	09:19:07.405	
2 -	1:22.117	58.935	2:21.052 (3)	55.63	8.485	09:21:28.457	
3 -	1:19.448	58.176	2:17.624 (2)	57.02	5.057	09:23:46.081	
4 -	1:16.807	55.760	2:12.567 (1)	59.20		09:25:58.648	
5 -	1:26.114	1:00.853	2:26.967	53.40	14.400	09:28:25.615	

P11 57		LARK / LINES		BMW K100 -			
IDEAL LAP TIME : 2:18.799		BEST LAP TIME : 2:20.079		DIFFERENCE : 1.280			
LAP	SECTOR 1	SECTOR 2	LAP TIME	MPH	DIFF	TIME OF DAY	
1 -	1:28.198	1:04.750	2:32.948	51.31	12.869	09:19:06.861	
2 -	1:21.778	59.191	2:20.969 (3)	55.67	0.890	09:21:27.830	
3 -	1:19.608	1:00.471	2:20.079 (1)	56.02		09:23:47.909	
4 -	1:20.452	1:00.163	2:20.615 (2)	55.81	0.536	09:26:08.524	
5 -	1:20.331	1:07.942	2:28.273	52.92	8.194	09:28:36.797	

P12 49		JONES / FAIRCLOUGH		Baker F1 SIDECAR - SideCar Radio			
IDEAL LAP TIME :		BEST LAP TIME : 2:24.098		DIFFERENCE :			
LAP	SECTOR 1	SECTOR 2	LAP TIME	MPH	DIFF	TIME OF DAY	
1 -			2:44.748	47.63	20.650	09:19:06.502	
2 -			2:28.302 (3)	52.91	4.204	09:21:34.804	
3 -			2:28.397	52.88	4.299	09:24:03.201	
4 -			2:27.810 (2)	53.09	3.712	09:26:31.011	
5 -			2:24.098 (1)	54.46		09:28:55.109	

International Sidecar Revival 2022
British Historic Bears Sidecars
QUALIFYING - SECTOR ANALYSIS



SECTOR 1 = FL to I1, SECTOR 2 = I1 to FL, DIFF = Difference To Personal Best Lap, P = Crossed Finish Line in Pit Lane, D = Time Disallowed

P13 91		DOWNES / OSTERHOLZER		BMW K100 -			
IDEAL LAP TIME : 2:31.879		BEST LAP TIME : 2:32.356		DIFFERENCE : 0.477			
LAP	SECTOR 1	SECTOR 2	LAP TIME	MPH	DIFF	TIME OF DAY	
1 -	1:39.769	1:05.474	2:45.243	47.49	12.887	09:19:22.982	
2 -	1:32.005	1:02.084	2:34.089 (3)	50.93	1.733	09:21:57.071	
3 -	1:30.253	1:02.188	2:32.441 (2)	51.48	0.085	09:24:29.512	
4 -	1:29.795	1:02.561	2:32.356 (1)	51.51		09:27:01.868	
5 -	1:30.662	1:03.879	2:34.541	50.78	2.185	09:29:36.409	

International Sidecar Revival 2022

British Historic Bears Sidecars

QUALIFYING - BEST SECTORS

SECTOR 1			SECTOR 2			IDEAL / BEST COMPARISON						
POS	NO	NAME	TIME	NO	NAME	TIME	POS	NO	NAME	IDEAL	BEST	DIFF
									PERFECT LAP	2:00.746		
1	98	GAGG / HASE	1:09.315	25	WHITAKER / HOLROYD	51.431	1	98	GAGG / HASE	2:01.219	2:01.394	0.175
2	25	WHITAKER / HOLROYD	1:09.926	98	GAGG / HASE	51.904	2	25	WHITAKER / HOLROYD	2:01.357	2:01.630	0.273
3	28	HOLDEN / SALSBURY	1:12.042	28	HOLDEN / SALSBURY	52.161	3	28	HOLDEN / SALSBURY	2:04.203	2:04.203	0.000
4	75	EDMONDSON / PRENTICE	1:13.073	33	HEGARTY / NEAVE	52.628	4	33	HEGARTY / NEAVE	2:05.831	2:06.504	0.673
5	33	HEGARTY / NEAVE	1:13.203	66	G BIRKETT / J BIRKETT	53.294	5	75	EDMONDSON / PRENTICE	2:06.439	2:07.023	0.584
6	74	BREAME / DAVEY	1:14.034	75	EDMONDSON / PRENTICE	53.366	6	74	BREAME / DAVEY	2:07.706	2:09.404	1.698
7	66	G BIRKETT / J BIRKETT	1:14.519	74	BREAME / DAVEY	53.672	7	66	G BIRKETT / J BIRKETT	2:07.813	2:08.066	0.253
8	2	KEMP / AUSTIN	1:14.997	96	WILKINS / CASTLE	55.370	8	2	KEMP / AUSTIN	2:11.262	2:11.262	0.000
9	96	WILKINS / CASTLE	1:15.995	24	WHITE / PORTER	55.760	9	96	WILKINS / CASTLE	2:11.365	2:11.750	0.385
10	24	WHITE / PORTER	1:16.807	2	KEMP / AUSTIN	56.265	10	24	WHITE / PORTER	2:12.567	2:12.567	0.000
11	57	LARK / LINES	1:19.608	57	LARK / LINES	59.191	11	57	LARK / LINES	2:18.799	2:20.079	1.280
12	91	DOWNES / OSTERHOLZER	1:29.795	91	DOWNES / OSTERHOLZER	1:02.084	12	91	DOWNES / OSTERHOLZER	2:31.879	2:32.356	0.477
13							13	49	JONES / FAIRCLOUG		2:24.098	

International Sidecar Revival 2022

British Historic Bears Sidecars

QUALIFYING - STATISTICS

Competitors Started 13
Planned Start 2022-08-06 @ 09:17:00.000
Actual Start 2022-08-06 @ 09:15:25.697
Finish Time 2022-08-06 @ 09:27:47.347
Track Length 2.1800mi.
Total Laps 67
Total Distance Covered 146.0612mi.

Session Fastest Lap History

NO	NAME	LAP TIME	TIME OF DAY	LAP	VEHICLE
25	WHITAKER / HOLROYD	2:09.660	09:18:20.003	1	BMW K1100
98	GAGG / HASE	2:06.996	09:18:27.240	1	BMW K100
25	WHITAKER / HOLROYD	2:02.961	09:20:22.965	2	BMW K1100
98	GAGG / HASE	2:02.171	09:20:29.411	2	BMW K100
98	GAGG / HASE	2:01.394	09:22:30.805	3	BMW K100

Flag History

TYPE	TIME OF DAY
GREEN	09:15:25.697
FINISH	09:27:47.347


Flag Statistics

TYPE	COUNT	TOTAL LAPS	TOTAL TIME
Green	1	6	14:28.490
Red	0	0	0.000
Safety Car	0	0	0.000
FCY	0	0	0.000

International Sidecar Revival 2022

British Historic Bears Sidecars

RACE 2 - GRID (6 Laps)

ROW 7	13	2:32.356	91	DOWNES / OSTERHOLZER						
ROW 6			11	2:20.079	57	LARK / LINES	12	2:24.098	49	JONES / FAIRCLOUGH
ROW 5	9	2:11.750	96	WILKINS / CASTLE	10	2:12.567	24	WHITE / PORTER		
ROW 4			7	2:09.404	74	BREAME / DAVEY	8	2:11.262	2	KEMP / AUSTIN
ROW 3	5	2:07.023	75	EDMONDSON / PRENTICE	6	2:08.066	66	G BIRKETT / J BIRKETT		
ROW 2			3	2:04.203	28	HOLDEN / SALSBURY	4	2:06.504	33	HEGARTY / NEAVE
ROW 1	1	2:01.394	98	GAGG / HASE	2	2:01.630	25	WHITAKER / HOLROYD		
Pole										
										

Cadwell Park: 2.1800 miles

These results are provisional until the conclusion of any judicial and technical matters.

Clerk Of Course :	Stewards :	Timekeeper : Craig Smith
-------------------	------------	--------------------------

Results can be found at www.tsl-timing.com

Printed - 09:31 Saturday, 06 August 2022



International Sidecar Revival 2022

British Historic Bears Sidecars

RACE 2 - CLASSIFICATION

POS	NO	NAME	ENTRY	LAPS	TIME	GAP	DIFF	MPH	BEST	ON
1	98	GAGG / HASE	BMW K100 -	4	8:08.556			64.25	2:00.175	3
2	25	WHITAKER / HOLROYD	BMW K1100 -	4	8:11.195	2.639	2.639	63.90	2:00.107	3
3	66	G BIRKETT / J BIRKETT	BMW K100 -	4	8:33.779	25.223	22.584	61.10	2:06.513	4
4	2	KEMP / AUSTIN	Moto Guzzi LE MANS -	4	8:34.308	25.752	0.529	61.03	2:06.866	4
5	24	WHITE / PORTER	BMW K100 -	4	8:52.263	43.707	17.955	58.97	2:11.419	2
6	96	WILKINS / CASTLE	BMW K100 -	4	8:57.721	49.165	5.458	58.38	2:12.339	2
7	57	LARK / LINES	BMW K100 -	4	9:35.032	1:26.476	37.311	54.59	2:22.117	4
8	91	DOWNES / OSTERHOLZER	BMW K100 -	3	8:18.117	1 Lap	1 Lap	47.26	2:41.818	3

FASTEST LAP

25	WHITAKER / HOLROYD	BMW K1100 -	3	2:00.107	65.34 mph	105.15 kph
----	--------------------	-------------	---	----------	-----------	------------

92.5% of Race Speed = 59.43 mph

Weather / Track : Bright / Dry

These results are provisional until the conclusion of any judicial and technical matters.

Race Distance: 4 Laps / 8.72 miles
Cadwell Park: 2.1800 miles
Date: 06/08/2022 Start: 12:13 Finish: 12:21

Clerk Of Course :

Stewards :

Timekeeper :

Craig Smith

Results can be found at www.tsl-timing.com

Printed - 12:23 Saturday, 06 August 2022



International Sidecar Revival 2022

British Historic Bears Sidecars

RACE 2 - LAP CHART

LAP 1 @ 12:15:46.442

NO	BEHIND	LAP TIME
98		2:06.316
25	0.412	2:06.728
66	3.449	2:09.765
2	5.892	2:12.208
24	11.314	2:17.630
96	13.814	2:20.130
57	21.604	2:27.920
91	48.021	2:54.337

LAP 2 @ 12:17:47.484

NO	BEHIND	LAP TIME
98		2:01.042
25	0.219	2:00.849
66	11.417	2:09.010
2	11.858	2:07.008
24	21.691	2:11.419
96	25.111	2:12.339
57	43.063	2:22.501
91	1:28.941	2:41.962

LAP 3 @ 12:19:47.659

NO	BEHIND	LAP TIME
98		2:00.175
25	0.151	2:00.107
66	19.733	2:08.491
2	19.909	2:08.226
24	33.084	2:11.568
96	37.336	2:12.400
57	1:05.382	2:22.494

LAP 4 @ 12:21:48.682

NO	BEHIND	LAP TIME
98		2:01.023
25	2.639	2:03.511
91	1 Lap	2:41.818
66	25.223	2:06.513
2	25.752	2:06.866
24	43.707	2:11.646
96	49.165	2:12.852
57	1:26.476	2:22.117

International Sidecar Revival 2022

British Historic Bears Sidecars

RACE 2 - SECTOR ANALYSIS



SECTOR 1 = FL to I1, SECTOR 2 = I1 to FL, DIFF = Difference To Personal Best Lap, P = Crossed Finish Line in Pit Lane, D = Time Disallowed

P1 98		GAGG / HASE		BMW K100 -		
IDEAL LAP TIME : 2:00.175		BEST LAP TIME : 2:00.175		DIFFERENCE : 0.000		
LAP	SECTOR 1	SECTOR 2	LAP TIME	MPH	DIFF	TIME OF DAY
1 -		51.669	2:06.316	62.13	6.141	12:15:46.442
2 -	1:09.163	51.879	2:01.042 (3)	64.83	0.867	12:17:47.484
3 -	1:08.829	51.346	2:00.175 (1)	65.30		12:19:47.659
4 -	1:08.872	52.151	2:01.023 (2)	64.84	0.848	12:21:48.682

P2 25		WHITAKER / HOLROYD		BMW K1100 -		
IDEAL LAP TIME : 1:59.999		BEST LAP TIME : 2:00.107		DIFFERENCE : 0.108		
LAP	SECTOR 1	SECTOR 2	LAP TIME	MPH	DIFF	TIME OF DAY
1 -		51.235	2:06.728	61.92	6.621	12:15:46.854
2 -	1:09.100	51.749	2:00.849 (2)	64.94	0.742	12:17:47.703
3 -	1:09.208	50.899	2:00.107 (1)	65.34		12:19:47.810
4 -	1:09.245	54.266	2:03.511 (3)	63.54	3.404	12:21:51.321

P3 66		G BIRKETT / J BIRKETT		BMW K100 -		
IDEAL LAP TIME : 2:04.368		BEST LAP TIME : 2:06.513		DIFFERENCE : 2.145		
LAP	SECTOR 1	SECTOR 2	LAP TIME	MPH	DIFF	TIME OF DAY
1 -		51.659	2:09.765	60.47	3.252	12:15:49.891
2 -	1:14.955	54.055	2:09.010 (3)	60.83	2.497	12:17:58.901
3 -	1:13.444	55.047	2:08.491 (2)	61.07	1.978	12:20:07.392
4 -	1:12.709	53.804	2:06.513 (1)	62.03		12:22:13.905

P4 2		KEMP / AUSTIN		Moto Guzzi LE MANS -		
IDEAL LAP TIME : 2:06.195		BEST LAP TIME : 2:06.866		DIFFERENCE : 0.671		
LAP	SECTOR 1	SECTOR 2	LAP TIME	MPH	DIFF	TIME OF DAY
1 -		53.052	2:12.208	59.36	5.342	12:15:52.334
2 -	1:13.281	53.727	2:07.008 (2)	61.79	0.142	12:17:59.342
3 -	1:13.853	54.373	2:08.226 (3)	61.20	1.360	12:20:07.568
4 -	1:13.143	53.723	2:06.866 (1)	61.86		12:22:14.434

P5 24		WHITE / PORTER		BMW K100 -		
IDEAL LAP TIME : 2:10.969		BEST LAP TIME : 2:11.419		DIFFERENCE : 0.450		
LAP	SECTOR 1	SECTOR 2	LAP TIME	MPH	DIFF	TIME OF DAY
1 -		55.482	2:17.630	57.02	6.211	12:15:57.756
2 -	1:15.901	55.518	2:11.419 (1)	59.71		12:18:09.175
3 -	1:15.986	55.582	2:11.568 (2)	59.65	0.149	12:20:20.743
4 -	1:15.487	56.159	2:11.646 (3)	59.61	0.227	12:22:32.389

P6 96		WILKINS / CASTLE		BMW K100 -		
IDEAL LAP TIME : 2:11.715		BEST LAP TIME : 2:12.339		DIFFERENCE : 0.624		
LAP	SECTOR 1	SECTOR 2	LAP TIME	MPH	DIFF	TIME OF DAY
1 -		55.825	2:20.130	56.00	7.791	12:16:00.256
2 -	1:15.890	56.449	2:12.339 (1)	59.30		12:18:12.595
3 -	1:16.387	56.013	2:12.400 (2)	59.27	0.061	12:20:24.995
4 -	1:16.243	56.609	2:12.852 (3)	59.07	0.513	12:22:37.847

P7 57		LARK / LINES		BMW K100 -		
IDEAL LAP TIME : 2:19.875		BEST LAP TIME : 2:22.117		DIFFERENCE : 2.242		
LAP	SECTOR 1	SECTOR 2	LAP TIME	MPH	DIFF	TIME OF DAY
1 -		58.898	2:27.920	53.05	5.803	12:16:08.046
2 -	1:20.977	1:01.524	2:22.501 (3)	55.07	0.384	12:18:30.547
3 -	1:22.604	59.890	2:22.494 (2)	55.07	0.377	12:20:53.041
4 -	1:22.123	59.994	2:22.117 (1)	55.22		12:23:15.158

International Sidecar Revival 2022

British Historic Bears Sidecars

RACE 2 - SECTOR ANALYSIS



SECTOR 1 = FL to I1, SECTOR 2 = I1 to FL, DIFF = Difference To Personal Best Lap, P = Crossed Finish Line in Pit Lane, D = Time Disallowed

P8 91		DOWNES / OSTERHOLZER		BMW K100 -		
IDEAL LAP TIME : 2:41.559		BEST LAP TIME : 2:41.818		DIFFERENCE : 0.259		
LAP	SECTOR 1	SECTOR 2	LAP TIME	MPH	DIFF	TIME OF DAY
1 -		1:08.049	2:54.337	45.01	12.519	12:16:34.463
2 -	1:35.324	1:06.638	2:41.962 (2)	48.45	0.144	12:19:16.425
3 -	1:35.583	1:06.235	2:41.818 (1)	48.49		12:21:58.243

International Sidecar Revival 2022

British Historic Bears Sidecars

RACE 2 - BEST SECTORS

SECTOR 1			SECTOR 2			IDEAL / BEST COMPARISON						
POS	NO	NAME	TIME	NO	NAME	TIME	POS	NO	NAME	IDEAL	BEST	DIFF
1	98	GAGG / HASE	1:08.829	25	WHITAKER / HOLROYD	50.899	1	25	WHITAKER / HOLROYD	1:59.999	2:00.107	0.108
2	25	WHITAKER / HOLROYD	1:09.100	98	GAGG / HASE	51.346	2	98	GAGG / HASE	2:00.175	2:00.175	0.000
3	66	G BIRKETT / J BIRKETT	1:12.709	66	G BIRKETT / J BIRKETT	51.659	3	66	G BIRKETT / J BIRKETT	2:04.368	2:06.513	2.145
4	2	KEMP / AUSTIN	1:13.143	2	KEMP / AUSTIN	53.052	4	2	KEMP / AUSTIN	2:06.195	2:06.866	0.671
5	24	WHITE / PORTER	1:15.487	24	WHITE / PORTER	55.482	5	24	WHITE / PORTER	2:10.969	2:11.419	0.450
6	96	WILKINS / CASTLE	1:15.890	96	WILKINS / CASTLE	55.825	6	96	WILKINS / CASTLE	2:11.715	2:12.339	0.624
7	57	LARK / LINES	1:20.977	57	LARK / LINES	58.898	7	57	LARK / LINES	2:19.875	2:22.117	2.242
8	91	DOWNES / OSTERHOLZER	1:35.324	91	DOWNES / OSTERHOLZER	1:06.235	8	91	DOWNES / OSTERHOLZER	2:41.559	2:41.818	0.259

PERFECT LAP 1:59.728

International Sidecar Revival 2022

British Historic Bears Sidecars

RACE 2 - STATISTICS

Competitors Started 8
Planned Start 2022-08-06 @ 11:49:00.000
Actual Start 2022-08-06 @ 12:13:40.125
Finish Time 2022-08-06 @ 12:21:48.681
Track Length 2.1800mi.
Total Laps 31
Total Distance Covered 67.5805mi.

Session Fastest Lap History

NO	NAME	LAP TIME	TIME OF DAY	LAP	VEHICLE
98	GAGG / HASE	2:01.042	12:17:47.496	2	BMW K100
25	WHITAKER / HOLROYD	2:00.849	12:17:47.717	2	BMW K1100
98	GAGG / HASE	2:00.175	12:19:47.672	3	BMW K100
25	WHITAKER / HOLROYD	2:00.107	12:19:47.823	3	BMW K1100

Session Leader History

NO	NAME	FROM LAP	LAPS LED	DISTANCE	VEHICLE
98	GAGG / HASE	1	4	8.72 miles	BMW K100

Flag History

TYPE	TIME OF DAY
GREEN	12:13:40.125
FINISH	12:21:48.681


Flag Statistics

TYPE	COUNT	TOTAL LAPS	TOTAL TIME
Green	1	4	9:38.416
Red	0	0	0.000
Safety Car	0	0	0.000
FCY	0	0	0.000

International Sidecar Revival 2022

British Historic Bears Sidecars

RACE 9 - GRID (6 Laps)

ROW 7	13	49	JONES / FAIRCLOUGH																
ROW 6				11	75	EDMONDSON / PRENTICE	12	74	BREAME / DAVEY										
ROW 5	9	28	HOLDEN / SALSURY				10	33	HEGARTY / NEAVE										
ROW 4				7	57	LARK / LINES	2:22.117	8	91	DOWNES / OSTERHOLZER	2:41.818								
ROW 3				5	24	WHITE / PORTER	2:11.419					6	96	WILKINS / CASTLE	2:12.339				
ROW 2								3	66	G BIRKETT / J BIRKETT	2:06.513					4	2	KEMP / AUSTIN	2:06.866
ROW 1				1	25	WHITAKER / HOLROYD	2:00.107					2	98	GAGG / HASE	2:00.175				
Pole																			
																			

Cadwell Park: 2.1800 miles

These results are provisional until the conclusion of any judicial and technical matters.

Clerk Of Course :

Stewards :

Timekeeper : Craig Smith

Results can be found at www.tsl-timing.com

Printed - 12:25 Saturday, 06 August 2022



International Sidecar Revival 2022

British Historic Bears Sidecars

RACE 9 - CLASSIFICATION

POS	NO	NAME	ENTRY	LAPS	TIME	GAP	DIFF	MPH	BEST	ON
1	98	GAGG / HASE	BMW K100 -	5	10:11.917			64.12	2:00.894	3
2	25	WHITAKER / HOLROYD	BMW K1100 -	5	10:12.867	0.950	0.950	64.02	2:00.790	4
3	33	HEGARTY / NEAVE	BMW K100 -	5	10:35.264	23.347	22.397	61.77	2:04.875	3
4	66	G BIRKETT / J BIRKETT	BMW K100 -	5	10:38.626	26.709	3.362	61.44	2:05.265	5
5	2	KEMP / AUSTIN	Moto Guzzi LE MANS -	5	10:41.389	29.472	2.763	61.18	2:05.146	3
6	74	BREAME / DAVEY	BMW K100 -	5	10:51.913	39.996	10.524	60.19	2:06.619	3
7	24	WHITE / PORTER	BMW K100 -	5	11:05.684	53.767	13.771	58.94	2:11.183	4
8	96	WILKINS / CASTLE	BMW K100 -	5	11:15.279	1:03.362	9.595	58.10	2:12.329	2
9	57	LARK / LINES	BMW K100 -	5	11:45.682	1:33.765	30.403	55.60	2:17.883	5
10	49	JONES / FAIRCLOUGH	Baker F1 SIDECAR - SideCar Radio	5	12:09.509	1:57.592	23.827	53.79	2:23.130	2
11	91	DOWNES / OSTERHOLZER	BMW K100 -	4	10:39.436	1 Lap	1 Lap	49.09	2:37.556	2
FASTEST LAP										
	25	WHITAKER / HOLROYD	BMW K1100 -	4	2:00.790			64.97 mph	104.56 kph	

92.5% of Race Speed = 59.31 mph

Weather / Track : Bright / Dry

These results are provisional until the conclusion of any judicial and technical matters.

Race Distance: 5 Laps / 10.90 miles

Cadwell Park: 2.1800 miles

Date: 06/08/2022 Start: 16:22 Finish: 16:33

Clerk Of Course :

Stewards :

Timekeeper :

Craig Smith

Results can be found at www.tsl-timing.com

Printed - 16:36 Saturday, 06 August 2022



International Sidecar Revival 2022

British Historic Bears Sidecars

RACE 9 - LAP CHART

LAP 1 @ 16:24:57.963		
NO	BEHIND	LAP TIME
98		2:06.751
25	0.263	2:07.014
66	6.206	2:12.957
33	6.380	2:13.131
2	7.323	2:14.074
74	8.375	2:15.126
24	11.727	2:18.478
96	15.000	2:21.751
57	22.806	2:29.557
49	25.757	2:32.508
91	39.222	2:45.973

2	29.472	2:08.143
74	39.996	2:11.304
24	53.767	2:11.784
96	1:03.362	2:14.758
57	1:33.765	2:17.883
49	1:57.592	2:25.164

LAP 2 @ 16:26:59.359		
NO	BEHIND	LAP TIME

98		2:01.396
25	0.419	2:01.552
33	11.691	2:06.707
66	12.208	2:07.398
2	13.898	2:07.971
74	15.181	2:08.202
24	22.538	2:12.207
96	25.933	2:12.329
57	41.058	2:19.648
49	47.491	2:23.130
91	1:15.382	2:37.556

LAP 3 @ 16:29:00.253		
NO	BEHIND	LAP TIME

98		2:00.894
25	0.328	2:00.803
33	15.672	2:04.875
2	18.150	2:05.146
66	18.958	2:07.644
74	20.906	2:06.619
24	33.676	2:12.032
96	37.752	2:12.713
57	59.920	2:19.756
49	1:11.126	2:24.529
91	1:52.526	2:38.038

LAP 4 @ 16:31:01.202		
NO	BEHIND	LAP TIME

98		2:00.949
25	0.169	2:00.790
33	19.839	2:05.116
2	23.256	2:06.055
66	23.371	2:05.362
74	30.619	2:10.662
24	43.910	2:11.183
96	50.531	2:13.728
57	1:17.809	2:18.838
49	1:34.355	2:24.178

LAP 5 @ 16:33:03.129		
NO	BEHIND	LAP TIME

98		2:01.927
25	0.950	2:02.708
33	23.347	2:05.435
66	26.709	2:05.265
91	1 Lap	2:37.869

Weather / Track : Bright / Dry

Results can be found at www.tsl-timing.com

Cadwell Park: 2.1800 miles
Date: 06/08/2022 Start: 16:22 Finish: 16:33

Printed - 16:35 Saturday, 06 August 2022

International Sidecar Revival 2022

British Historic Bears Sidecars

RACE 9 - SECTOR ANALYSIS



SECTOR 1 = FL to I1, SECTOR 2 = I1 to FL, DIFF = Difference To Personal Best Lap, P = Crossed Finish Line in Pit Lane, D = Time Disallowed

P1 98		GAGG / HASE		BMW K100 -		
IDEAL LAP TIME : 2:00.789		BEST LAP TIME : 2:00.894		DIFFERENCE : 0.105		
LAP	SECTOR 1	SECTOR 2	LAP TIME	MPH	DIFF	TIME OF DAY
1 -		52.351	2:06.751	61.91	5.857	16:24:57.963
2 -	1:09.467	51.929	2:01.396 (3)	64.64	0.502	16:26:59.359
3 -	1:09.345	51.549	2:00.894 (1)	64.91		16:29:00.253
4 -	1:09.505	51.444	2:00.949 (2)	64.88	0.055	16:31:01.202
5 -	1:10.042	51.885	2:01.927	64.36	1.033	16:33:03.129

P2 25		WHITAKER / HOLROYD		BMW K1100 -		
IDEAL LAP TIME : 2:00.603		BEST LAP TIME : 2:00.790		DIFFERENCE : 0.187		
LAP	SECTOR 1	SECTOR 2	LAP TIME	MPH	DIFF	TIME OF DAY
1 -		51.892	2:07.014	61.78	6.224	16:24:58.226
2 -	1:09.738	51.814	2:01.552 (3)	64.56	0.762	16:26:59.778
3 -	1:09.347	51.456	2:00.803 (2)	64.96	0.013	16:29:00.581
4 -	1:09.534	51.256	2:00.790 (1)	64.97		16:31:01.371
5 -	1:10.208	52.500	2:02.708	63.95	1.918	16:33:04.079

P3 33		HEGARTY / NEAVE		BMW K100 -		
IDEAL LAP TIME : 2:04.238		BEST LAP TIME : 2:04.875		DIFFERENCE : 0.637		
LAP	SECTOR 1	SECTOR 2	LAP TIME	MPH	DIFF	TIME OF DAY
1 -		53.448	2:13.131	58.94	8.256	16:25:04.343
2 -	1:12.748	53.959	2:06.707	61.93	1.832	16:27:11.050
3 -	1:12.943	51.932	2:04.875 (1)	62.84		16:29:15.925
4 -	1:12.306	52.810	2:05.116 (2)	62.72	0.241	16:31:21.041
5 -	1:12.623	52.812	2:05.435 (3)	62.56	0.560	16:33:26.476

P4 66		G BIRKETT / J BIRKETT		BMW K100 -		
IDEAL LAP TIME : 2:05.264		BEST LAP TIME : 2:05.265		DIFFERENCE : 0.001		
LAP	SECTOR 1	SECTOR 2	LAP TIME	MPH	DIFF	TIME OF DAY
1 -		54.142	2:12.957	59.02	7.692	16:25:04.169
2 -	1:14.278	53.120	2:07.398 (3)	61.60	2.133	16:27:11.567
3 -	1:14.424	53.220	2:07.644	61.48	2.379	16:29:19.211
4 -	1:12.265	53.097	2:05.362 (2)	62.60	0.097	16:31:24.573
5 -	1:12.266	52.999	2:05.265 (1)	62.65		16:33:29.838

P5 2		KEMP / AUSTIN		Moto Guzzi LE MANS -		
IDEAL LAP TIME : 2:04.766		BEST LAP TIME : 2:05.146		DIFFERENCE : 0.380		
LAP	SECTOR 1	SECTOR 2	LAP TIME	MPH	DIFF	TIME OF DAY
1 -		54.845	2:14.074	58.53	8.928	16:25:05.286
2 -	1:13.693	54.278	2:07.971 (3)	61.32	2.825	16:27:13.257
3 -	1:12.324	52.822	2:05.146 (1)	62.71		16:29:18.403
4 -	1:11.944	54.111	2:06.055 (2)	62.25	0.909	16:31:24.458
5 -	1:13.256	54.887	2:08.143	61.24	2.997	16:33:32.601

P6 74		BREAME / DAVEY		BMW K100 -		
IDEAL LAP TIME : 2:06.289		BEST LAP TIME : 2:06.619		DIFFERENCE : 0.330		
LAP	SECTOR 1	SECTOR 2	LAP TIME	MPH	DIFF	TIME OF DAY
1 -		54.960	2:15.126	58.07	8.507	16:25:06.338
2 -	1:13.257	54.945	2:08.202 (2)	61.21	1.583	16:27:14.540
3 -	1:13.587	53.032	2:06.619 (1)	61.98		16:29:21.159
4 -	1:17.024	53.638	2:10.662 (3)	60.06	4.043	16:31:31.821
5 -	1:16.621	54.683	2:11.304	59.77	4.685	16:33:43.125

International Sidecar Revival 2022

British Historic Bears Sidecars

RACE 9 - SECTOR ANALYSIS



SECTOR 1 = FL to I1, SECTOR 2 = I1 to FL, DIFF = Difference To Personal Best Lap, P = Crossed Finish Line in Pit Lane, D = Time Disallowed

P7 24		WHITE / PORTER		BMW K100 -			
IDEAL LAP TIME : 2:11.176		BEST LAP TIME : 2:11.183		DIFFERENCE : 0.007			
LAP	SECTOR 1	SECTOR 2	LAP TIME	MPH	DIFF	TIME OF DAY	
1 -		55.447	2:18.478	56.67	7.295	16:25:09.690	
2 -	1:15.831	56.376	2:12.207	59.36	1.024	16:27:21.897	
3 -	1:16.518	55.514	2:12.032 (3)	59.44	0.849	16:29:33.929	
4 -	1:15.838	55.345	2:11.183 (1)	59.82		16:31:45.112	
5 -	1:16.420	55.364	2:11.784 (2)	59.55	0.601	16:33:56.896	

P8 96		WILKINS / CASTLE		BMW K100 -			
IDEAL LAP TIME : 2:10.832		BEST LAP TIME : 2:12.329		DIFFERENCE : 1.497			
LAP	SECTOR 1	SECTOR 2	LAP TIME	MPH	DIFF	TIME OF DAY	
1 -		55.690	2:21.751	55.36	9.422	16:25:12.963	
2 -	1:16.945	55.384	2:12.329 (1)	59.30		16:27:25.292	
3 -	1:15.448	57.265	2:12.713 (2)	59.13	0.384	16:29:38.005	
4 -	1:16.146	57.582	2:13.728 (3)	58.68	1.399	16:31:51.733	
5 -	1:17.438	57.320	2:14.758	58.23	2.429	16:34:06.491	

P9 57		LARK / LINES		BMW K100 -			
IDEAL LAP TIME : 2:17.480		BEST LAP TIME : 2:17.883		DIFFERENCE : 0.403			
LAP	SECTOR 1	SECTOR 2	LAP TIME	MPH	DIFF	TIME OF DAY	
1 -		59.206	2:29.557	52.47	11.674	16:25:20.769	
2 -	1:19.983	59.665	2:19.648 (3)	56.19	1.765	16:27:40.417	
3 -	1:20.069	59.687	2:19.756	56.15	1.873	16:30:00.173	
4 -	1:20.739	58.099	2:18.838 (2)	56.52	0.955	16:32:19.011	
5 -	1:19.381	58.502	2:17.883 (1)	56.91		16:34:36.894	

P10 49		JONES / FAIRCLOUGH		Baker F1 SIDECAR - SideCar Radio			
IDEAL LAP TIME : 2:23.130		BEST LAP TIME : 2:23.130		DIFFERENCE : 0.000			
LAP	SECTOR 1	SECTOR 2	LAP TIME	MPH	DIFF	TIME OF DAY	
1 -		1:01.376	2:32.508	51.45	9.378	16:25:23.720	
2 -	1:22.568	1:00.562	2:23.130 (1)	54.83		16:27:46.850	
3 -	1:22.797	1:01.732	2:24.529 (3)	54.30	1.399	16:30:11.379	
4 -	1:22.876	1:01.302	2:24.178 (2)	54.43	1.048	16:32:35.557	
5 -	1:23.352	1:01.812	2:25.164	54.06	2.034	16:35:00.721	

P11 91		DOWNES / OSTERHOLZER		BMW K100 -			
IDEAL LAP TIME : 2:35.704		BEST LAP TIME : 2:37.556		DIFFERENCE : 1.852			
LAP	SECTOR 1	SECTOR 2	LAP TIME	MPH	DIFF	TIME OF DAY	
1 -		1:04.796	2:45.973	47.28	8.417	16:25:37.185	
2 -	1:33.628	1:03.928	2:37.556 (1)	49.81		16:28:14.741	
3 -	1:33.251	1:04.787	2:38.038 (3)	49.65	0.482	16:30:52.779	
4 -	1:31.776	1:06.093	2:37.869 (2)	49.71	0.313	16:33:30.648	

International Sidecar Revival 2022

British Historic Bears Sidecars

RACE 9 - BEST SECTORS

SECTOR 1			SECTOR 2			IDEAL / BEST COMPARISON						
POS	NO	NAME	TIME	NO	NAME	TIME	POS	NO	NAME	IDEAL	BEST	DIFF
1	98	GAGG / HASE	1:09.345	25	WHITAKER / HOLROYD	51.256	1	25	WHITAKER / HOLROYD	2:00.603	2:00.790	0.187
2	25	WHITAKER / HOLROYD	1:09.347	98	GAGG / HASE	51.444	2	98	GAGG / HASE	2:00.789	2:00.894	0.105
3	2	KEMP / AUSTIN	1:11.944	33	HEGARTY / NEAVE	51.932	3	33	HEGARTY / NEAVE	2:04.238	2:04.875	0.637
4	66	G BIRKETT / J BIRKETT	1:12.265	2	KEMP / AUSTIN	52.822	4	2	KEMP / AUSTIN	2:04.766	2:05.146	0.380
5	33	HEGARTY / NEAVE	1:12.306	66	G BIRKETT / J BIRKETT	52.999	5	66	G BIRKETT / J BIRKETT	2:05.264	2:05.265	0.001
6	74	BREAME / DAVEY	1:13.257	74	BREAME / DAVEY	53.032	6	74	BREAME / DAVEY	2:06.289	2:06.619	0.330
7	96	WILKINS / CASTLE	1:15.448	24	WHITE / PORTER	55.345	7	96	WILKINS / CASTLE	2:10.832	2:12.329	1.497
8	24	WHITE / PORTER	1:15.831	96	WILKINS / CASTLE	55.384	8	24	WHITE / PORTER	2:11.176	2:11.183	0.007
9	57	LARK / LINES	1:19.381	57	LARK / LINES	58.099	9	57	LARK / LINES	2:17.480	2:17.883	0.403
10	49	JONES / FAIRCLOUGH	1:22.568	49	JONES / FAIRCLOUGH	1:00.562	10	49	JONES / FAIRCLOUGH	2:23.130	2:23.130	0.000
11	91	DOWNES / OSTERHOLZER	1:31.776	91	DOWNES / OSTERHOLZER	1:03.928	11	91	DOWNES / OSTERHOLZER	2:35.704	2:37.556	1.852

PERFECT LAP 2:00.601

International Sidecar Revival 2022

British Historic Bears Sidecars

RACE 9 - STATISTICS

Competitors Started 11
Planned Start 2022-08-06 @ 16:05:00.000
Actual Start 2022-08-06 @ 16:22:51.211
Finish Time 2022-08-06 @ 16:33:03.128
Track Length 2.1800mi.
Total Laps 54
Total Distance Covered 117.7210mi.

Session Fastest Lap History

NO	NAME	LAP TIME	TIME OF DAY	LAP	VEHICLE
98	GAGG / HASE	2:01.396	16:26:59.372	2	BMW K100
98	GAGG / HASE	2:00.894	16:29:00.266	3	BMW K100
25	WHITAKER / HOLROYD	2:00.803	16:29:00.594	3	BMW K1100
25	WHITAKER / HOLROYD	2:00.790	16:31:01.385	4	BMW K1100

Session Leader History

NO	NAME	FROM LAP	LAPS LED	DISTANCE	VEHICLE
98	GAGG / HASE	1	5	10.90 miles	BMW K100

Flag History

TYPE	TIME OF DAY
GREEN	16:22:51.211
FINISH	16:33:03.128


Flag Statistics

TYPE	COUNT	TOTAL LAPS	TOTAL TIME
Green	1	5	12:15.714
Red	0	0	0.000
Safety Car	0	0	0.000
FCY	0	0	0.000

International Sidecar Revival 2022

British Historic Bears Sidecars

RACE 4 - GRID (7 Laps)

ROW 7	13	75	EDMONDSON / PRENTICE																
ROW 6			2:37.556	11	91	DOWNES / OSTERHOLZER	12	28	HOLDEN / SALSURY										
ROW 5			2:17.883	9	57	LARK / LINES			2:23.130	10	49	JONES / FAIRCLOUGH							
ROW 4						2:11.183	7	24	WHITE / PORTER							2:12.329	8	96	WILKINS / CASTLE
ROW 3			2:05.265	5	66	G BIRKETT / J BIRKETT						2:06.619	6	74	BREAME / DAVEY				
ROW 2						2:04.875	3	33	HEGARTY / NEAVE							2:05.146	4	2	KEMP / AUSTIN
ROW 1			2:00.790	1	25	WHITAKER / HOLROYD						2:00.894	2	98	GAGG / HASE				
Pole																			
																			

Cadwell Park: 2.1800 miles

These results are provisional until the conclusion of any judicial and technical matters.

Clerk Of Course :

Stewards :

Timekeeper :

Craig Smith

Results can be found at www.tsl-timing.com

Printed - 16:37 Saturday, 06 August 2022



International Sidecar Revival 2022

British Historic Bears Sidecars

RACE 4 - CLASSIFICATION

POS	NO	NAME	ENTRY	LAPS	TIME	GAP	DIFF	MPH	BEST	ON
1	98	GAGG / HASE	BMW K100 -	7	14:20.811			63.81	1:59.531	7
2	25	WHITAKER / HOLROYD	BMW K1100 -	7	14:21.186	0.375	0.375	63.79	1:59.156	7
3	66	G BIRKETT / J BIRKETT	BMW K100 -	7	15:13.423	52.612	52.237	60.14	2:09.174	3
4	74*	BREAME / DAVEY	BMW K100 -	7	15:30.426	1:09.615	17.003	59.04	2:08.626	6
5	24*	WHITE / PORTER	BMW K100 -	7	15:50.378	1:29.567	19.952	57.80	2:12.091	5
6	96	WILKINS / CASTLE	BMW K100 -	7	16:10.978	1:50.167	20.600	56.57	2:16.113	2
7	57	LARK / LINES	BMW K100 -	7	16:33.033	2:12.222	22.055	55.32	2:18.967	6
8	91	DOWNES / OSTERHOLZER	BMW K100 -	6	15:33.912	1 Lap	1 Lap	50.42	2:31.009	2

NOT CLASSIFIED

DNF	2	KEMP / AUSTIN	Moto Guzzi LE MANS -	1	2:14.243	6 Laps	5 Laps	58.46		
DNF	33	HEGARTY / NEAVE	BMW K100 -	0						

FASTEST LAP

25	WHITAKER / HOLROYD	BMW K1100 -	7	1:59.156	65.86 mph	105.99 kph
----	--------------------	-------------	---	----------	-----------	------------

* No. 24 & 74 - 10 second penalty - jump start
92.5% of Race Speed = 59.02 mph

Weather / Track : Bright / Dry

These results are provisional until the conclusion of any judicial and technical matters.

Race Distance: 7 Laps / 15.26 miles

Cadwell Park: 2.1800 miles

Date: 07/08/2022 Start: 11:34 Finish: 11:49

Clerk Of Course :

Stewards :

Timekeeper :

Craig Smith

Results can be found at www.tsl-timing.com

Printed - 11:51 Sunday, 07 August 2022



International Sidecar Revival 2022

British Historic Bears Sidecars

RACE 4 - LAP CHART

LAP 1 @ 11:36:56.826

NO	BEHIND	LAP TIME
98		2:07.593
66	5.337	2:12.930
2	6.650	2:14.243
25	6.768	2:14.361
74	10.092	2:17.685
24	15.384	2:22.977
96	19.012	2:26.605
57	21.876	2:29.469
91	32.720	2:40.313

LAP 2 @ 11:39:05.264

NO	BEHIND	LAP TIME
98		2:08.438
25	2.497	2:04.167
66	6.113	2:09.214
74	13.120	2:11.466
24	19.062	2:12.116
96	26.687	2:16.113
57	36.171	2:22.733
91	55.291	2:31.009

LAP 3 @ 11:41:09.573

NO	BEHIND	LAP TIME
98		2:04.309
25	0.751	2:02.563
66	10.978	2:09.174
74	20.068	2:11.257
24	27.736	2:12.983
96	40.791	2:18.413
57	53.327	2:21.465
91	1:22.991	2:32.009

LAP 4 @ 11:43:09.938

NO	BEHIND	LAP TIME
98		2:00.365
25	1.366	2:00.980
66	20.832	2:10.219
74	29.323	2:09.620
24	39.810	2:12.439
96	57.587	2:17.161
57	1:13.102	2:20.140
91	1:59.237	2:36.611

LAP 5 @ 11:45:10.074

NO	BEHIND	LAP TIME
98		2:00.136
25	1.495	2:00.265
66	31.335	2:10.639
74	40.277	2:11.090
24	51.765	2:12.091
96	1:14.438	2:16.987
57	1:32.992	2:20.026

LAP 6 @ 11:47:10.513

NO	BEHIND	LAP TIME
98		2:00.439
25	0.750	1:59.694
91	1 Lap	2:37.374
66	40.373	2:09.477

74	48.464	2:08.626
24	1:05.293	2:13.967
96	1:31.102	2:17.103
57	1:51.520	2:18.967

LAP 7 @ 11:49:10.044

NO	BEHIND	LAP TIME
98		1:59.531
25	0.375	1:59.156
66	52.612	2:11.770
74	59.615	2:10.682
91	1 Lap	2:36.596
24	1:19.567	2:13.805
96	1:50.167	2:18.596
57	2:12.222	2:20.233

International Sidecar Revival 2022

British Historic Bears Sidecars

RACE 4 - SECTOR ANALYSIS



SECTOR 1 = FL to I1, SECTOR 2 = I1 to FL, DIFF = Difference To Personal Best Lap, P = Crossed Finish Line in Pit Lane, D = Time Disallowed

P1 98		GAGG / HASE		BMW K100 -		
IDEAL LAP TIME : 1:59.531		BEST LAP TIME : 1:59.531		DIFFERENCE : 0.000		
LAP	SECTOR 1	SECTOR 2	LAP TIME	MPH	DIFF	TIME OF DAY
1 -		53.096	2:07.593	61.50	8.062	11:36:56.826
2 -	1:13.900	54.538	2:08.438	61.10	8.907	11:39:05.264
3 -	1:12.399	51.910	2:04.309	63.13	4.778	11:41:09.573
4 -	1:09.249	51.116	2:00.365 (3)	65.20	0.834	11:43:09.938
5 -	1:09.137	50.999	2:00.136 (2)	65.32	0.605	11:45:10.074
6 -	1:09.007	51.432	2:00.439	65.16	0.908	11:47:10.513
7 -	1:08.771	50.760	1:59.531 (1)	65.65		11:49:10.044

P2 25		WHITAKER / HOLROYD		BMW K1100 -		
IDEAL LAP TIME : 1:59.156		BEST LAP TIME : 1:59.156		DIFFERENCE : 0.000		
LAP	SECTOR 1	SECTOR 2	LAP TIME	MPH	DIFF	TIME OF DAY
1 -		54.021	2:14.361	58.40	15.205	11:37:03.594
2 -	1:13.164	51.003	2:04.167	63.20	5.011	11:39:07.761
3 -	1:10.141	52.422	2:02.563	64.03	3.407	11:41:10.324
4 -	1:09.135	51.845	2:00.980	64.87	1.824	11:43:11.304
5 -	1:08.854	51.411	2:00.265 (3)	65.25	1.109	11:45:11.569
6 -	1:08.994	50.700	1:59.694 (2)	65.56	0.538	11:47:11.263
7 -	1:08.476	50.680	1:59.156 (1)	65.86		11:49:10.419

P3 66		G BIRKETT / J BIRKETT		BMW K100 -		
IDEAL LAP TIME : 2:08.098		BEST LAP TIME : 2:09.174		DIFFERENCE : 1.076		
LAP	SECTOR 1	SECTOR 2	LAP TIME	MPH	DIFF	TIME OF DAY
1 -		53.648	2:12.930	59.03	3.756	11:37:02.163
2 -	1:14.450	54.764	2:09.214 (2)	60.73	0.040	11:39:11.377
3 -	1:14.707	54.467	2:09.174 (1)	60.75		11:41:20.551
4 -	1:15.002	55.217	2:10.219	60.26	1.045	11:43:30.770
5 -	1:14.988	55.651	2:10.639	60.07	1.465	11:45:41.409
6 -	1:14.596	54.881	2:09.477 (3)	60.61	0.303	11:47:50.886
7 -	1:16.261	55.509	2:11.770	59.55	2.596	11:50:02.656

P4 74		BREAME / DAVEY		BMW K100 -		
IDEAL LAP TIME : 2:08.626		BEST LAP TIME : 2:08.626		DIFFERENCE : 0.000		
LAP	SECTOR 1	SECTOR 2	LAP TIME	MPH	DIFF	TIME OF DAY
1 -		55.041	2:17.685	56.99	9.059	11:37:06.918
2 -	1:16.657	54.809	2:11.466	59.69	2.840	11:39:18.384
3 -	1:16.490	54.767	2:11.257	59.79	2.631	11:41:29.641
4 -	1:15.824	53.796	2:09.620 (2)	60.54	0.994	11:43:39.261
5 -	1:16.528	54.562	2:11.090	59.86	2.464	11:45:50.351
6 -	1:15.090	53.536	2:08.626 (1)	61.01		11:47:58.977
7 -	1:16.836	53.846	2:10.682 (3)	60.05	2.056	11:50:09.659

P5 24		WHITE / PORTER		BMW K100 -		
IDEAL LAP TIME : 2:12.011		BEST LAP TIME : 2:12.091		DIFFERENCE : 0.080		
LAP	SECTOR 1	SECTOR 2	LAP TIME	MPH	DIFF	TIME OF DAY
1 -		56.426	2:22.977	54.89	10.886	11:37:12.210
2 -	1:16.618	55.498	2:12.116 (2)	59.40	0.025	11:39:24.326
3 -	1:17.152	55.831	2:12.983	59.01	0.892	11:41:37.309
4 -	1:16.521	55.918	2:12.439 (3)	59.25	0.348	11:43:49.748
5 -	1:16.513	55.578	2:12.091 (1)	59.41		11:46:01.839
6 -	1:16.950	57.017	2:13.967	58.58	1.876	11:48:15.806
7 -	1:17.359	56.446	2:13.805	58.65	1.714	11:50:29.611

International Sidecar Revival 2022

British Historic Bears Sidecars

RACE 4 - SECTOR ANALYSIS



SECTOR 1 = FL to I1, SECTOR 2 = I1 to FL, DIFF = Difference To Personal Best Lap, P = Crossed Finish Line in Pit Lane, D = Time Disallowed

P6 96		WILKINS / CASTLE		BMW K100 -			
IDEAL LAP TIME : 2:16.113		BEST LAP TIME : 2:16.113		DIFFERENCE : 0.000			
LAP	SECTOR 1	SECTOR 2	LAP TIME	MPH	DIFF	TIME OF DAY	
1 -		58.311	2:26.605	53.53	10.492	11:37:15.838	
2 -	1:18.567	57.546	2:16.113 (1)	57.65		11:39:31.951	
3 -	1:19.239	59.174	2:18.413	56.70	2.300	11:41:50.364	
4 -	1:18.816	58.345	2:17.161	57.21	1.048	11:44:07.525	
5 -	1:18.887	58.100	2:16.987 (2)	57.29	0.874	11:46:24.512	
6 -	1:18.870	58.233	2:17.103 (3)	57.24	0.990	11:48:41.615	
7 -	1:20.708	57.888	2:18.596	56.62	2.483	11:51:00.211	

P7 57		LARK / LINES		BMW K100 -			
IDEAL LAP TIME : 2:18.946		BEST LAP TIME : 2:18.967		DIFFERENCE : 0.021			
LAP	SECTOR 1	SECTOR 2	LAP TIME	MPH	DIFF	TIME OF DAY	
1 -		59.741	2:29.469	52.50	10.502	11:37:18.702	
2 -	1:21.927	1:00.806	2:22.733	54.98	3.766	11:39:41.435	
3 -	1:21.133	1:00.332	2:21.465	55.47	2.498	11:42:02.900	
4 -	1:21.002	59.138	2:20.140 (3)	56.00	1.173	11:44:23.040	
5 -	1:21.010	59.016	2:20.026 (2)	56.04	1.059	11:46:43.066	
6 -	1:20.504	58.463	2:18.967 (1)	56.47		11:49:02.033	
7 -	1:21.791	58.442	2:20.233	55.96	1.266	11:51:22.266	

P8 91		DOWNES / OSTERHOLZER		BMW K100 -			
IDEAL LAP TIME : 2:30.934		BEST LAP TIME : 2:31.009		DIFFERENCE : 0.075			
LAP	SECTOR 1	SECTOR 2	LAP TIME	MPH	DIFF	TIME OF DAY	
1 -		1:02.011	2:40.313	48.95	9.304	11:37:29.546	
2 -	1:28.923	1:02.086	2:31.009 (1)	51.97		11:40:00.555	
3 -	1:28.941	1:03.068	2:32.009 (2)	51.62	1.000	11:42:32.564	
4 -	1:31.370	1:05.241	2:36.611	50.11	5.602	11:45:09.175	
5 -	1:31.945	1:05.429	2:37.374	49.86	6.365	11:47:46.549	
6 -	1:32.313	1:04.283	2:36.596 (3)	50.11	5.587	11:50:23.145	

P9 2		KEMP / AUSTIN		Moto Guzzi LE MANS -			
IDEAL LAP TIME :		BEST LAP TIME :		DIFFERENCE :			
LAP	SECTOR 1	SECTOR 2	LAP TIME	MPH	DIFF	TIME OF DAY	
1 -		54.410	2:14.243	58.46		11:37:03.476	

International Sidecar Revival 2022

British Historic Bears Sidecars

RACE 4 - BEST SECTORS

SECTOR 1			SECTOR 2			IDEAL / BEST COMPARISON						
POS	NO	NAME	TIME	NO	NAME	TIME	POS	NO	NAME	IDEAL	BEST	DIFF
1	25	WHITAKER / HOLROYD	1:08.476	25	WHITAKER / HOLROYD	50.680	1	25	WHITAKER / HOLROYD	1:59.156	1:59.156	0.000
2	98	GAGG / HASE	1:08.771	98	GAGG / HASE	50.760	2	98	GAGG / HASE	1:59.531	1:59.531	0.000
3	66	G BIRKETT / J BIRKETT	1:14.450	74	BREAME / DAVEY	53.536	3	66	G BIRKETT / J BIRKETT	2:08.098	2:09.174	1.076
4	74	BREAME / DAVEY	1:15.090	66	G BIRKETT / J BIRKETT	53.648	4	74	BREAME / DAVEY	2:08.626	2:08.626	0.000
5	24	WHITE / PORTER	1:16.513	2	KEMP / AUSTIN	54.410	5	24	WHITE / PORTER	2:12.011	2:12.091	0.080
6	96	WILKINS / CASTLE	1:18.567	24	WHITE / PORTER	55.498	6	96	WILKINS / CASTLE	2:16.113	2:16.113	0.000
7	57	LARK / LINES	1:20.504	96	WILKINS / CASTLE	57.546	7	57	LARK / LINES	2:18.946	2:18.967	0.021
8	91	DOWNES / OSTERHOLZER	1:28.923	57	LARK / LINES	58.442	8	91	DOWNES / OSTERHOLZER	2:30.934	2:31.009	0.075
9				91	DOWNES / OSTERHOLZER	1:02.011	9	2	KEMP / AUSTIN			
10												

PERFECT LAP 1:59.156

International Sidecar Revival 2022

British Historic Bears Sidecars

RACE 4 - STATISTICS

Competitors Started	10
Planned Start	2022-08-07 @ 11:25:00.000
Actual Start	2022-08-07 @ 11:34:49.232
Finish Time	2022-08-07 @ 11:49:10.043
Track Length	2.1800mi.
Total Laps	56
Total Distance Covered	122.0810mi.

Session Fastest Lap History

NO	NAME	LAP TIME	TIME OF DAY	LAP	VEHICLE
98	GAGG / HASE	2:08.438	11:39:05.277	2	BMW K100
25	WHITAKER / HOLROYD	2:04.167	11:39:07.775	2	BMW K1100
25	WHITAKER / HOLROYD	2:02.563	11:41:10.338	3	BMW K1100
98	GAGG / HASE	2:00.365	11:43:09.951	4	BMW K100
98	GAGG / HASE	2:00.136	11:45:10.086	5	BMW K100
25	WHITAKER / HOLROYD	1:59.694	11:47:11.276	6	BMW K1100
98	GAGG / HASE	1:59.531	11:49:10.057	7	BMW K100
25	WHITAKER / HOLROYD	1:59.156	11:49:10.431	7	BMW K1100

Session Leader History

NO	NAME	FROM LAP	LAPS LED	DISTANCE	VEHICLE
98	GAGG / HASE	1	7	15.26 miles	BMW K100

Flag History

TYPE	TIME OF DAY
GREEN	11:34:49.232
FINISH	11:49:10.043


Flag Statistics

TYPE	COUNT	TOTAL LAPS	TOTAL TIME
Green	1	7	16:38.780
Red	0	0	0.000
Safety Car	0	0	0.000
FCY	0	0	0.000

International Sidecar Revival 2022

British Historic Bears Sidecars

RACE 13 - GRID (7 Laps)

ROW 7	13	75	EDMONDSON / PRENTICE																
ROW 6				11	49	JONES / FAIRCLOUGH	12	28	HOLDEN / SALSURY										
ROW 5	9	33	HEGARTY / NEAVE				10	2	KEMP / AUSTIN										
ROW 4				7	57	LARK / LINES	2:18.967	8	91	DOWNES / OSTERHOLZER	2:31.009								
ROW 3				5	24	WHITE / PORTER	2:12.091					6	96	WILKINS / CASTLE	2:16.113				
ROW 2								3	74	BREAME / DAVEY	2:08.626					4	66	G BIRKETT / J BIRKETT	2:09.174
ROW 1								1	25	WHITAKER / HOLROYD	1:59.156					2	98	GAGG / HASE	1:59.531
Pole																			
																			

Cadwell Park: 2.1800 miles

These results are provisional until the conclusion of any judicial and technical matters.

Clerk Of Course :

Stewards :

Timekeeper :

Craig Smith

Results can be found at www.tsl-timing.com

Printed - 11:52 Sunday, 07 August 2022



International Sidecar Revival 2022

British Historic Bears Sidecars

RACE 13 - CLASSIFICATION

POS	NO	NAME	ENTRY	LAPS	TIME	GAP	DIFF	MPH	BEST	ON
1	98	GAGG / HASE	BMW K100 -	7	14:11.749			64.49	2:00.523	7
2	25	WHITAKER / HOLROYD	BMW K1100 -	7	14:12.341	0.592	0.592	64.45	2:00.315	4
3	2	KEMP / AUSTIN	Moto Guzzi LE MANS -	7	15:03.392	51.643	51.051	60.81	2:06.748	7
4	66	G BIRKETT / J BIRKETT	BMW K100 -	7	15:05.621	53.872	2.229	60.66	2:07.993	5
5	74	BREAME / DAVEY	BMW K100 -	7	15:17.154	1:05.405	11.533	59.89	2:09.231	4
6	24	WHITE / PORTER	BMW K100 -	7	15:55.545	1:43.796	38.391	57.49	2:13.693	2
7	49	JONES / FAIRCLOUGH	Baker F1 SIDECAR - SideCar Radio	6	14:16.319	1 Lap	1 Lap	54.98	2:20.274	2
8	57	LARK / LINES	BMW K100 -	6	14:18.236	1 Lap	1.917	54.86	2:20.771	2
9	91	DOWNES / OSTERHOLZER	BMW K100 -	6	15:54.220	1 Lap	1:35.984	49.34	2:37.180	5

FASTEST LAP

25	WHITAKER / HOLROYD	BMW K1100 -	4	2:00.315	65.22 mph	104.97 kph
----	--------------------	-------------	---	----------	-----------	------------

92.5% of Race Speed = 59.65 mph

Weather / Track : Bright / Dry

These results are provisional until the conclusion of any judicial and technical matters.

Race Distance: 7 Laps / 15.26 miles

Cadwell Park: 2.1800 miles

Date: 07/08/2022 Start: 16:30 Finish: 16:44

Clerk Of Course :	Stewards :	Timekeeper : <i>Craig Smith</i>
-------------------	------------	------------------------------------

Results can be found at www.tsl-timing.com

Printed - 16:47 Sunday, 07 August 2022



International Sidecar Revival 2022

British Historic Bears Sidecars

RACE 13 - LAP CHART

LAP 1 @ 16:32:34.439			LAP 6 @ 16:42:39.784		
NO	BEHIND	LAP TIME	NO	BEHIND	LAP TIME
98		2:05.881	98		2:00.634
25	0.318	2:06.199	25	0.478	2:00.735
66	5.585	2:11.466	66	44.412	2:08.683
2	7.548	2:13.429	2	45.418	2:08.857
74	9.496	2:15.377	74	55.356	2:11.663
24	12.055	2:17.936	91	1 Lap	2:37.180
57	23.313	2:29.194	24	1:21.916	2:14.417
49	24.738	2:30.619			
91	39.885	2:45.766			

LAP 2 @ 16:34:35.825			LAP 7 @ 16:44:40.307		
NO	BEHIND	LAP TIME	NO	BEHIND	LAP TIME
98		2:01.386	98		2:00.523
25	0.657	2:01.725	25	0.592	2:00.637
66	13.119	2:08.920	49	1 Lap	2:20.611
2	13.763	2:07.601	57	1 Lap	2:21.334
74	17.739	2:09.629	2	51.643	2:06.748
24	24.362	2:13.693	66	53.872	2:09.983
57	42.698	2:20.771	74	1:05.405	2:10.572
49	43.626	2:20.274	91	1 Lap	2:37.508
91	1:16.576	2:38.077	24	1:43.796	2:22.403

LAP 3 @ 16:36:37.043		
NO	BEHIND	LAP TIME
98		2:01.218
25	0.925	2:01.486
66	21.368	2:09.467
2	22.174	2:09.629
74	26.625	2:10.104
24	39.203	2:16.059
57	1:02.406	2:20.926
49	1:03.291	2:20.883
91	1:52.799	2:37.441

LAP 4 @ 16:38:38.190		
NO	BEHIND	LAP TIME
98		2:01.147
25	0.093	2:00.315
2	28.635	2:07.608
66	29.330	2:09.109
74	34.709	2:09.231
24	53.956	2:15.900
49	1:22.565	2:20.421
57	1:23.050	2:21.791

LAP 5 @ 16:40:39.150		
NO	BEHIND	LAP TIME
98		2:00.960
25	0.377	2:01.244
91	1 Lap	2:38.248
66	36.363	2:07.993
2	37.195	2:09.520
74	44.327	2:10.578
24	1:08.133	2:15.137
49	1:45.116	2:23.511
57	1:46.310	2:24.220

International Sidecar Revival 2022

British Historic Bears Sidecars

RACE 13 - SECTOR ANALYSIS



SECTOR 1 = FL to I1, SECTOR 2 = I1 to FL, DIFF = Difference To Personal Best Lap, P = Crossed Finish Line in Pit Lane, D = Time Disallowed

P1 98		GAGG / HASE		BMW K100 -		
IDEAL LAP TIME : 2:00.269		BEST LAP TIME : 2:00.523		DIFFERENCE : 0.254		
LAP	SECTOR 1	SECTOR 2	LAP TIME	MPH	DIFF	TIME OF DAY
1 -		51.799	2:05.881	62.34	5.358	16:32:34.439
2 -	1:09.765	51.621	2:01.386	64.65	0.863	16:34:35.825
3 -	1:09.734	51.484	2:01.218	64.74	0.695	16:36:37.043
4 -	1:09.408	51.739	2:01.147	64.78	0.624	16:38:38.190
5 -	1:09.539	51.421	2:00.960 (3)	64.88	0.437	16:40:39.150
6 -	1:09.483	51.151	2:00.634 (2)	65.05	0.111	16:42:39.784
7 -	1:09.118	51.405	2:00.523 (1)	65.11		16:44:40.307

P2 25		WHITAKER / HOLROYD		BMW K1100 -		
IDEAL LAP TIME : 1:59.986		BEST LAP TIME : 2:00.315		DIFFERENCE : 0.329		
LAP	SECTOR 1	SECTOR 2	LAP TIME	MPH	DIFF	TIME OF DAY
1 -		51.540	2:06.199	62.18	5.884	16:32:34.757
2 -	1:09.718	52.007	2:01.725	64.47	1.410	16:34:36.482
3 -	1:09.376	52.110	2:01.486	64.60	1.171	16:36:37.968
4 -	1:09.405	50.910	2:00.315 (1)	65.22		16:38:38.283
5 -	1:10.132	51.112	2:01.244	64.72	0.929	16:40:39.527
6 -	1:09.593	51.142	2:00.735 (3)	65.00	0.420	16:42:40.262
7 -	1:09.076	51.561	2:00.637 (2)	65.05	0.322	16:44:40.899

P3 2		KEMP / AUSTIN		Moto Guzzi LE MANS -		
IDEAL LAP TIME : 2:06.557		BEST LAP TIME : 2:06.748		DIFFERENCE : 0.191		
LAP	SECTOR 1	SECTOR 2	LAP TIME	MPH	DIFF	TIME OF DAY
1 -		53.519	2:13.429	58.81	6.681	16:32:41.987
2 -	1:13.612	53.989	2:07.601 (2)	61.50	0.853	16:34:49.588
3 -	1:14.486	55.143	2:09.629	60.54	2.881	16:36:59.217
4 -	1:14.077	53.531	2:07.608 (3)	61.50	0.860	16:39:06.825
5 -	1:15.119	54.401	2:09.520	60.59	2.772	16:41:16.345
6 -	1:14.293	54.564	2:08.857	60.90	2.109	16:43:25.202
7 -	1:13.038	53.710	2:06.748 (1)	61.91		16:45:31.950

P4 66		G BIRKETT / J BIRKETT		BMW K100 -		
IDEAL LAP TIME : 2:07.191		BEST LAP TIME : 2:07.993		DIFFERENCE : 0.802		
LAP	SECTOR 1	SECTOR 2	LAP TIME	MPH	DIFF	TIME OF DAY
1 -		53.304	2:11.466	59.69	3.473	16:32:40.024
2 -	1:14.891	54.029	2:08.920 (3)	60.87	0.927	16:34:48.944
3 -	1:14.815	54.652	2:09.467	60.61	1.474	16:36:58.411
4 -	1:15.425	53.684	2:09.109	60.78	1.116	16:39:07.520
5 -	1:13.887	54.106	2:07.993 (1)	61.31		16:41:15.513
6 -	1:14.556	54.127	2:08.683 (2)	60.98	0.690	16:43:24.196
7 -	1:14.310	55.673	2:09.983	60.37	1.990	16:45:34.179

P5 74		BREAME / DAVEY		BMW K100 -		
IDEAL LAP TIME : 2:09.091		BEST LAP TIME : 2:09.231		DIFFERENCE : 0.140		
LAP	SECTOR 1	SECTOR 2	LAP TIME	MPH	DIFF	TIME OF DAY
1 -		55.152	2:15.377	57.97	6.146	16:32:43.935
2 -	1:15.451	54.178	2:09.629 (2)	60.54	0.398	16:34:53.564
3 -	1:15.947	54.157	2:10.104 (3)	60.32	0.873	16:37:03.668
4 -	1:15.591	53.640	2:09.231 (1)	60.72		16:39:12.899
5 -	1:16.803	53.775	2:10.578	60.10	1.347	16:41:23.477
6 -	1:16.799	54.864	2:11.663	59.60	2.432	16:43:35.140
7 -	1:16.243	54.329	2:10.572	60.10	1.341	16:45:45.712

International Sidecar Revival 2022

British Historic Bears Sidecars

RACE 13 - SECTOR ANALYSIS



SECTOR 1 = FL to I1, SECTOR 2 = I1 to FL, DIFF = Difference To Personal Best Lap, P = Crossed Finish Line in Pit Lane, D = Time Disallowed

P6 24		WHITE / PORTER		BMW K100 -			
IDEAL LAP TIME : 2:12.923		BEST LAP TIME : 2:13.693		DIFFERENCE : 0.770			
LAP	SECTOR 1	SECTOR 2	LAP TIME	MPH	DIFF	TIME OF DAY	
1 -		55.428	2:17.936	56.89	4.243	16:32:46.494	
2 -	1:17.495	56.198	2:13.693 (1)	58.70		16:35:00.187	
3 -	1:18.755	57.304	2:16.059	57.68	2.366	16:37:16.246	
4 -	1:18.872	57.028	2:15.900	57.74	2.207	16:39:32.146	
5 -	1:18.189	56.948	2:15.137 (3)	58.07	1.444	16:41:47.283	
6 -	1:18.233	56.184	2:14.417 (2)	58.38	0.724	16:44:01.700	
7 -	1:18.693	1:03.710	2:22.403	55.11	8.710	16:46:24.103	

P7 49		JONES / FAIRCLOUGH		Baker F1 SIDECAR - SideCar Radio			
IDEAL LAP TIME : 2:18.933		BEST LAP TIME : 2:20.274		DIFFERENCE : 1.341			
LAP	SECTOR 1	SECTOR 2	LAP TIME	MPH	DIFF	TIME OF DAY	
1 -		1:02.614	2:30.619	52.10	10.345	16:32:59.177	
2 -	1:20.978	59.296	2:20.274 (1)	55.94		16:35:19.451	
3 -	1:20.928	59.955	2:20.883	55.70	0.609	16:37:40.334	
4 -	1:19.929	1:00.492	2:20.421 (2)	55.88	0.147	16:40:00.755	
5 -	1:23.365	1:00.146	2:23.511	54.68	3.237	16:42:24.266	
6 -	1:21.607	59.004	2:20.611 (3)	55.81	0.337	16:44:44.877	

P8 57		LARK / LINES		BMW K100 -			
IDEAL LAP TIME : 2:20.305		BEST LAP TIME : 2:20.771		DIFFERENCE : 0.466			
LAP	SECTOR 1	SECTOR 2	LAP TIME	MPH	DIFF	TIME OF DAY	
1 -		1:01.445	2:29.194	52.60	8.423	16:32:57.752	
2 -	1:20.838	59.933	2:20.771 (1)	55.75		16:35:18.523	
3 -	1:21.115	59.811	2:20.926 (2)	55.68	0.155	16:37:39.449	
4 -	1:20.545	1:01.246	2:21.791	55.34	1.020	16:40:01.240	
5 -	1:23.372	1:00.848	2:24.220	54.41	3.449	16:42:25.460	
6 -	1:20.494	1:00.840	2:21.334 (3)	55.52	0.563	16:44:46.794	

P9 91		DOWNES / OSTERHOLZER		BMW K100 -			
IDEAL LAP TIME : 2:35.872		BEST LAP TIME : 2:37.180		DIFFERENCE : 1.308			
LAP	SECTOR 1	SECTOR 2	LAP TIME	MPH	DIFF	TIME OF DAY	
1 -		1:05.329	2:45.766	47.34	8.586	16:33:14.324	
2 -	1:33.552	1:04.525	2:38.077	49.64	0.897	16:35:52.401	
3 -	1:31.902	1:05.539	2:37.441 (2)	49.84	0.261	16:38:29.842	
4 -	1:33.458	1:04.790	2:38.248	49.59	1.068	16:41:08.090	
5 -	1:31.798	1:05.382	2:37.180 (1)	49.93		16:43:45.270	
6 -	1:33.434	1:04.074	2:37.508 (3)	49.82	0.328	16:46:22.778	

International Sidecar Revival 2022

British Historic Bears Sidecars

RACE 13 - BEST SECTORS

SECTOR 1			SECTOR 2			IDEAL / BEST COMPARISON						
POS	NO	NAME	TIME	NO	NAME	TIME	POS	NO	NAME	IDEAL	BEST	DIFF
1	25	WHITAKER / HOLROYD	1:09.076	25	WHITAKER / HOLROYD	50.910	1	25	WHITAKER / HOLROYD	1:59.986	2:00.315	0.329
2	98	GAGG / HASE	1:09.118	98	GAGG / HASE	51.151	2	98	GAGG / HASE	2:00.269	2:00.523	0.254
3	2	KEMP / AUSTIN	1:13.038	66	G BIRKETT / J BIRKETT	53.304	3	2	KEMP / AUSTIN	2:06.557	2:06.748	0.191
4	66	G BIRKETT / J BIRKETT	1:13.887	2	KEMP / AUSTIN	53.519	4	66	G BIRKETT / J BIRKETT	2:07.191	2:07.993	0.802
5	74	BREAME / DAVEY	1:15.451	74	BREAME / DAVEY	53.640	5	74	BREAME / DAVEY	2:09.091	2:09.231	0.140
6	24	WHITE / PORTER	1:17.495	24	WHITE / PORTER	55.428	6	24	WHITE / PORTER	2:12.923	2:13.693	0.770
7	49	JONES / FAIRCLOUGH	1:19.929	49	JONES / FAIRCLOUGH	59.004	7	49	JONES / FAIRCLOUGH	2:18.933	2:20.274	1.341
8	57	LARK / LINES	1:20.494	57	LARK / LINES	59.811	8	57	LARK / LINES	2:20.305	2:20.771	0.466
9	91	DOWNES / OSTERHOLZER	1:31.798	91	DOWNES / OSTERHOLZER	1:04.074	9	91	DOWNES / OSTERHOLZER	2:35.872	2:37.180	1.308

PERFECT LAP 1:59.986

International Sidecar Revival 2022

British Historic Bears Sidecars

RACE 13 - STATISTICS

Competitors Started 9
Planned Start 2022-08-07 @ 16:30:00.000
Actual Start 2022-08-07 @ 16:30:28.557
Finish Time 2022-08-07 @ 16:44:40.306
Track Length 2.1800mi.
Total Laps 60
Total Distance Covered 130.8011mi.

Session Fastest Lap History

NO	NAME	LAP TIME	TIME OF DAY	LAP	VEHICLE
98	GAGG / HASE	2:01.386	16:34:35.837	2	BMW K100
98	GAGG / HASE	2:01.218	16:36:37.056	3	BMW K100
98	GAGG / HASE	2:01.147	16:38:38.203	4	BMW K100
25	WHITAKER / HOLROYD	2:00.315	16:38:38.293	4	BMW K1100

Session Leader History

NO	NAME	FROM LAP	LAPS LED	DISTANCE	VEHICLE
98	GAGG / HASE	1	7	15.26 miles	BMW K100

Flag History

TYPE	TIME OF DAY
GREEN	16:30:28.557
FINISH	16:44:40.306

Flag Statistics

TYPE	COUNT	TOTAL LAPS	TOTAL TIME
Green	1	7	16:00.609
Red	0	0	0.000
Safety Car	0	0	0.000
FCY	0	0	0.000



FORMULA SIDECAR RACING ASSOCIATION

www.fsra.org.uk



ACU / FSRA BRITISH F2 SIDECAR CHAMPIONSHIP



International Sidecar Festival 2022

Cadwell Park

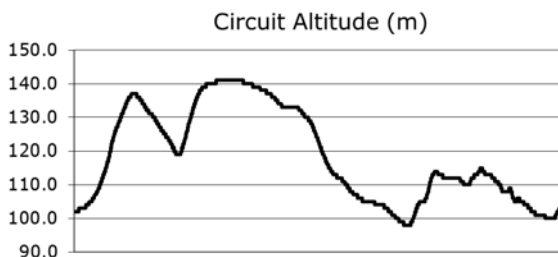
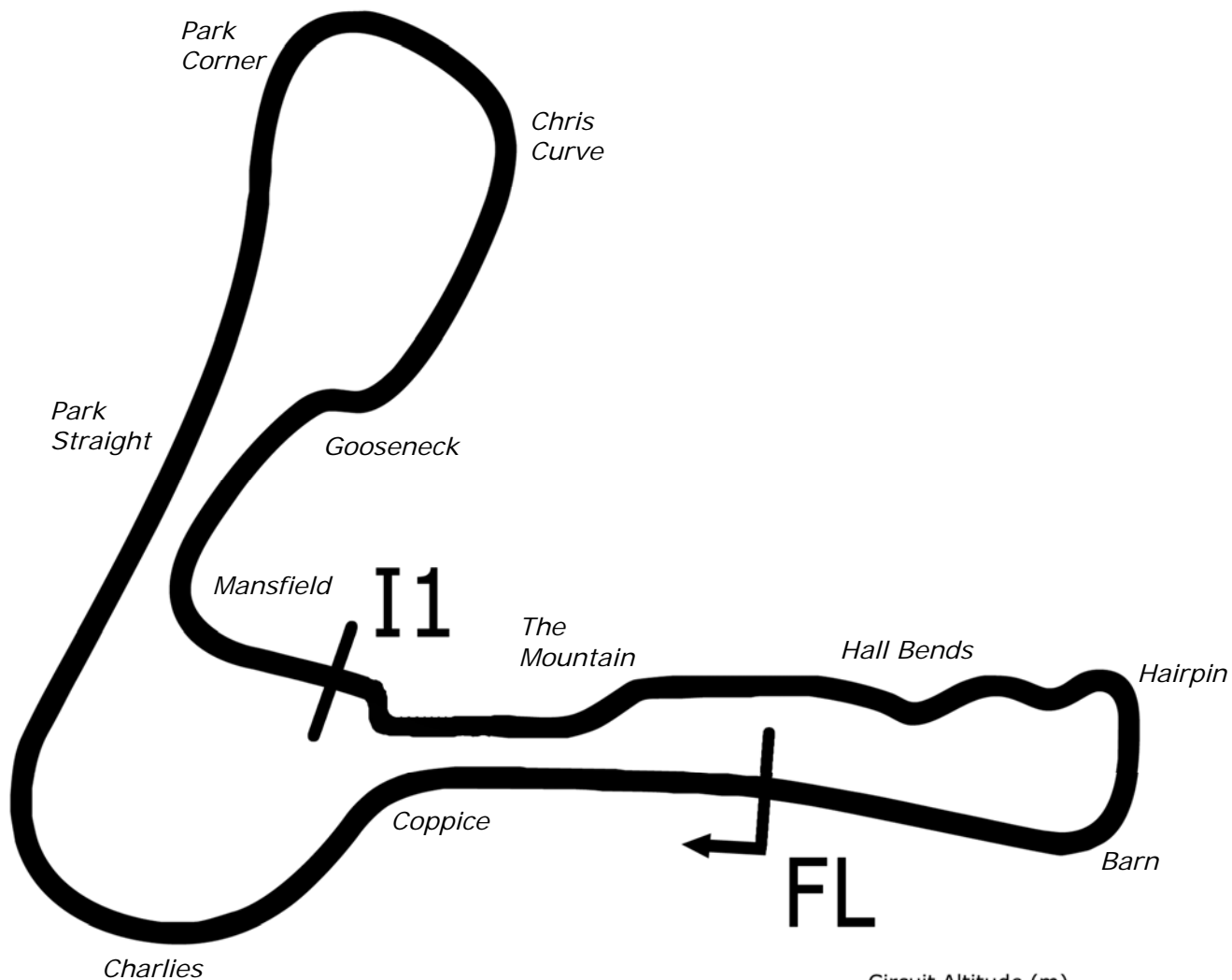
6th / 7th August 2022



Timing & Results Provided by Timing Solutions Ltd

www.tsl-timing.com

Cadwell Park



Length	2.1800 miles	3508.4 m	
FL		53.31024 N	0.05940 W
I1	2330m	53.30708 N	0.06270 W
Pit Entry	3472m	53.31103 N	0.05889 W
Pit Exit	0m after FL	53.31030 N	0.05940 W
Pit Entry-Pit Exit 92m, 6.6s @50kph, 5.5s @60kph			

All results available at www.tsl-timing.com



International Sidecar Revival 2022

FSRA British F2 Sidecars

FREE PRACTICE - CLASSIFICATION

POS	NO	CL	PIC NAME	ENTRY	TIME	ON	LAPS	GAP	DIFF	MPH
1	72	SUPER	1 FOUNDS / WALMSLEY	Rowtec LCF600 - Rowtec	1:35.809	6	7			81.91
2	7	SUPER	2 R CROWE / C CROWE	LCR - Haven Homes	1:39.752	4	5	3.943	3.943	78.67
3	2	SUPER	3 HOLDEN / LOWTHER	LCR - Barnes Racing	1:39.754	4	5	3.945	0.002	78.67
4	18	SUPER	4 GIBSON / MOORE	CES F2 SUZUKI - CES	1:40.869	3	4	5.060	1.115	77.80
5	99	SUPER	5 S RAMSDEN / M RAMSDEN	Honda LCR - Ramsden Racing	1:41.208	4	6	5.399	0.339	77.54
6	26	CUP	1 ATKINSON / MIDDLETON	Bellas F2 - Artic	1:41.470	3	5	5.661	0.262	77.34
7	33	SUPER	6 HEGARTY / NEAVE	Christie HONDA -	1:41.824	4	4	6.015	0.354	77.07
8	42	WC	1 CURRIE / SHARP	LCR Honda - Birchall Racing	1:42.930	5	5	7.121	1.106	76.24
9	3	SUPER	7 HARRISON / WINKLE	Bellas HONDA - Town Garage	1:44.667	5	5	8.858	1.737	74.98
10	12	SUPER	8 JACKSON / ROBERTS	DMR SUZUKI - A.V Craine & sons	1:44.836	4	4	9.027	0.169	74.86
11	71	CUP	2 SCHOFIELD / COLBROOK	Baker Honda -	1:46.410	5	6	10.601	1.574	73.75
12	60	CUP	3 TOM QUAYE / TH. QUAYE	- Meon Valley Racing	1:46.732	4	7	10.923	0.322	73.53
13	6	SUPER	9 BAKER / FITZPATRICK	Baker Suzuki K10 - Marin	1:47.758	3	4	11.949	1.026	72.83
14	37	CUP	4 MORPHET / REILLY	LCR Suzuki -	1:48.535	6	6	12.726	0.777	72.30
15	55	CUP	5 RUSSELL / COOKE	Shelbourne SUZUKI -	1:48.715	3	3	12.906	0.180	72.18
16	39	CUP	6 B MOORE / A DODD	Ireson HONDA - MDK office seating,LPC,LBS racing	1:49.072	3	4	13.263	0.357	71.95
17	32	SUPER	10 HORSPOLE / COLE	Shelbourne HONDA - Baker Plant Hire	1:49.196	2	2	13.387	0.124	71.87
18	68	CUP	7 S CHANDLER / B CHANDLER	Baker HONDA - White Rose Racing	1:51.074	2	2	15.265	1.878	70.65
19	117	CUP	8 SCHOFIELD / SMITH	Windle SUZUKI - Witch eLiquid	1:57.248	1	1	21.439	6.174	66.93
20	14	SUPER	11 LOCKEY / BINNS	- Real Racing			0			

Weather / Track : Bright / Dry

Cadwell Park: 2.1800 miles

These results are provisional until the conclusion of any judicial and technical matters.

Date: 06/08/2022 Start: 11:09 Finish: 11:24

Clerk Of Course :

Stewards :

Timekeeper : Craig Smith

Results can be found at www.tsl-timing.com

Printed - 11:33 Saturday, 06 August 2022



International Sidecar Revival 2022

FSRA British F2 Sidecars

FREE PRACTICE - SECTOR ANALYSIS



SECTOR 1 = FL to I1, SECTOR 2 = I1 to FL, DIFF = Difference To Personal Best Lap, P = Crossed Finish Line in Pit Lane, D = Time Disallowed

P1 72 SUPER FOUNDS / WALMSLEY			Rowtec LCF600 - Rowtec			
IDEAL LAP TIME : 1:35.809		BEST LAP TIME : 1:35.809		DIFFERENCE : 0.000		
LAP	SECTOR 1	SECTOR 2	LAP TIME	MPH	DIFF	TIME OF DAY
1 -	OUTLAP	44.172	1:52.416	69.81	16.607	11:14:31.933
2 -	55.945	41.243	1:37.188	80.75	1.379	11:16:09.121
3 -	56.458	41.137	1:37.595	80.41	1.786	11:17:46.716
4 -	59.009	41.897	1:40.906	77.77	5.097	11:19:27.622
5 -	55.680	40.882	1:36.562 (3)	81.27	0.753	11:21:04.184
6 -	55.046	40.763	1:35.809 (1)	81.91		11:22:39.993
7 -	55.142	41.305	1:36.447 (2)	81.37	0.638	11:24:16.440

P2 7 SUPER R CROWE / C CROWE			LCR - Haven Homes			
IDEAL LAP TIME : 1:39.752		BEST LAP TIME : 1:39.752		DIFFERENCE : 0.000		
LAP	SECTOR 1	SECTOR 2	LAP TIME	MPH	DIFF	TIME OF DAY
1 -	1:03.241	44.299	1:47.540	72.97	7.788	11:12:43.250
2 -	59.019	43.993	1:43.012 (3)	76.18	3.260	11:14:26.262
3 -	57.472	42.960	1:40.432 (2)	78.14	0.680	11:16:06.694
4 -	57.231	42.521	1:39.752 (1)	78.67		11:17:46.446
5 -	59.542	43.748	1:43.290	75.98	3.538	11:19:29.736

P3 2 SUPER HOLDEN / LOWTHER			LCR - Barnes Racing			
IDEAL LAP TIME : 1:39.596		BEST LAP TIME : 1:39.754		DIFFERENCE : 0.158		
LAP	SECTOR 1	SECTOR 2	LAP TIME	MPH	DIFF	TIME OF DAY
1 -	59.151	42.511	1:41.662	77.19	1.908	11:12:33.648
2 -	57.585	43.010	1:40.595 (2)	78.01	0.841	11:14:14.243
3 -	57.870	43.439	1:41.309	77.46	1.555	11:15:55.552
4 -	57.743	42.011	1:39.754 (1)	78.67		11:17:35.306
5 -	58.158	42.475	1:40.633 (3)	77.98	0.879	11:19:15.939

P4 18 SUPER GIBSON / MOORE			CES F2 SUZUKI - CES			
IDEAL LAP TIME : 1:40.869		BEST LAP TIME : 1:40.869		DIFFERENCE : 0.000		
LAP	SECTOR 1	SECTOR 2	LAP TIME	MPH	DIFF	TIME OF DAY
1 -	1:00.184	43.038	1:43.222	76.03	2.353	11:12:25.477
2 -	58.444	43.571	1:42.015 (3)	76.93	1.146	11:14:07.492
3 -	58.091	42.778	1:40.869 (1)	77.80		11:15:48.361
4 -	58.235	42.884	1:41.119 (2)	77.61	0.250	11:17:29.480

P5 99 SUPER S RAMSDEN / M RAMSDEN			Honda LCR - Ramsden Racing			
IDEAL LAP TIME : 1:41.208		BEST LAP TIME : 1:41.208		DIFFERENCE : 0.000		
LAP	SECTOR 1	SECTOR 2	LAP TIME	MPH	DIFF	TIME OF DAY
1 -	1:03.095	44.205	1:47.300	73.14	6.092	11:12:41.336
2 -	1:00.672	44.017	1:44.689	74.96	3.481	11:14:26.025
3 -	59.342	43.157	1:42.499 (3)	76.56	1.291	11:16:08.524
4 -	58.440	42.768	1:41.208 (1)	77.54		11:17:49.732
5 -	58.605	43.720	1:42.325 (2)	76.69	1.117	11:19:32.057
6 -	59.070	43.541	1:42.611	76.48	1.403	11:21:14.668

P6 26 CUP ATKINSON / MIDDLETON			Bellas F2 - Artic			
IDEAL LAP TIME : 1:41.277		BEST LAP TIME : 1:41.470		DIFFERENCE : 0.193		
LAP	SECTOR 1	SECTOR 2	LAP TIME	MPH	DIFF	TIME OF DAY
1 -	1:01.120	44.582	1:45.702	74.24	4.232	11:14:39.816
2 -	58.704	43.640	1:42.344	76.68	0.874	11:16:22.160
3 -	58.149	43.321	1:41.470 (1)	77.34		11:18:03.630
4 -	58.367	43.463	1:41.830 (3)	77.07	0.360	11:19:45.460
5 -	57.956	43.683	1:41.639 (2)	77.21	0.169	11:21:27.099

International Sidecar Revival 2022

FSRA British F2 Sidecars

FREE PRACTICE - SECTOR ANALYSIS



SECTOR 1 = FL to I1, SECTOR 2 = I1 to FL, DIFF = Difference To Personal Best Lap, P = Crossed Finish Line in Pit Lane, D = Time Disallowed

P7 33 SUPER HEGARTY / NEAVE		Christie HONDA -				
IDEAL LAP TIME : 1:41.729		BEST LAP TIME : 1:41.824		DIFFERENCE : 0.095		
LAP	SECTOR 1	SECTOR 2	LAP TIME	MPH	DIFF	TIME OF DAY
1 -	1:00.429	44.050	1:44.479	75.11	2.655	11:14:49.885
2 -	59.574	42.947	1:42.521 (2)	76.55	0.697	11:16:32.406
3 -	1:00.413	43.561	1:43.974 (3)	75.48	2.150	11:18:16.380
4 -	58.782	43.042	1:41.824 (1)	77.07		11:19:58.204

P8 42 WC CURRIE / SHARP		LCR Honda - Birchall Racing				
IDEAL LAP TIME : 1:42.847		BEST LAP TIME : 1:42.930		DIFFERENCE : 0.083		
LAP	SECTOR 1	SECTOR 2	LAP TIME	MPH	DIFF	TIME OF DAY
1 -	1:05.741	46.644	1:52.385	69.83	9.455	11:13:40.826
2 -	1:01.041	44.176	1:45.217	74.58	2.287	11:15:26.043
3 -	1:00.405	43.401	1:43.806 (3)	75.60	0.876	11:17:09.849
4 -	59.788	43.359	1:43.147 (2)	76.08	0.217	11:18:52.996
5 -	59.625	43.305	1:42.930 (1)	76.24		11:20:35.926

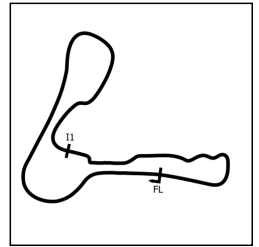
P9 3 SUPER HARRISON / WINKLE		Bellas HONDA - Town Garage				
IDEAL LAP TIME : 1:44.667		BEST LAP TIME : 1:44.667		DIFFERENCE : 0.000		
LAP	SECTOR 1	SECTOR 2	LAP TIME	MPH	DIFF	TIME OF DAY
1 -	1:06.048	46.525	1:52.573	69.71	7.906	11:12:56.961
2 -	1:04.301	45.335	1:49.636	71.58	4.969	11:14:46.597
3 -	1:00.174	45.181	1:45.355 (2)	74.49	0.688	11:16:31.952
4 -	1:00.714	44.960	1:45.674 (3)	74.26	1.007	11:18:17.626
5 -	59.868	44.799	1:44.667 (1)	74.98		11:20:02.293

P10 12 SUPER JACKSON / ROBERTS		DMR SUZUKI - A.V Craine & sons				
IDEAL LAP TIME : 1:44.836		BEST LAP TIME : 1:44.836		DIFFERENCE : 0.000		
LAP	SECTOR 1	SECTOR 2	LAP TIME	MPH	DIFF	TIME OF DAY
1 -	1:09.816	47.951	1:57.767	66.64	12.931	11:12:56.073
2 -	1:04.709	46.906	1:51.615 (3)	70.31	6.779	11:14:47.688
3 -	1:02.098	46.055	1:48.153 (2)	72.56	3.317	11:16:35.841
4 -	1:00.564	44.272	1:44.836 (1)	74.86		11:18:20.677

P11 71 CUP SCHOFIELD / COLBROOK		Baker Honda -				
IDEAL LAP TIME : 1:46.287		BEST LAP TIME : 1:46.410		DIFFERENCE : 0.123		
LAP	SECTOR 1	SECTOR 2	LAP TIME	MPH	DIFF	TIME OF DAY
1 -	1:05.114	46.288	1:51.402	70.44	4.992	11:12:59.409
2 -	1:03.853	47.455	1:51.308	70.50	4.898	11:14:50.717
3 -	1:02.683	46.833	1:49.516	71.66	3.106	11:16:40.233
4 -	1:03.096	45.317	1:48.413 (3)	72.39	2.003	11:18:28.646
5 -	1:01.690	44.720	1:46.410 (1)	73.75		11:20:15.056
6 -	1:01.567	44.940	1:46.507 (2)	73.68	0.097	11:22:01.563

P12 60 CUP TOM QUAYE / TH. QUAYE		- Meon Valley Racing				
IDEAL LAP TIME : 1:46.458		BEST LAP TIME : 1:46.732		DIFFERENCE : 0.274		
LAP	SECTOR 1	SECTOR 2	LAP TIME	MPH	DIFF	TIME OF DAY
1 -	1:08.823	46.728	1:55.551	67.91	8.819	11:13:13.963
2 -	1:02.510	45.811	1:48.321	72.45	1.589	11:15:02.284
3 -	1:01.430	45.696	1:47.126 (2)	73.26	0.394	11:16:49.410
4 -	1:01.673	45.059	1:46.732 (1)	73.53		11:18:36.142
5 -	1:01.399	46.708	1:48.107	72.59	1.375	11:20:24.249
6 -	1:01.893	45.690	1:47.583 (3)	72.94	0.851	11:22:11.832
7 -	1:02.151	45.891	1:48.042	72.63	1.310	11:23:59.874

International Sidecar Revival 2022
FSRA British F2 Sidecars
FREE PRACTICE - SECTOR ANALYSIS



SECTOR 1 = FL to I1, SECTOR 2 = I1 to FL, DIFF = Difference To Personal Best Lap, P = Crossed Finish Line in Pit Lane, D = Time Disallowed

P13 6 SUPER BAKER / FITZPATRICK		Baker Suzuki K10 - Marin				
IDEAL LAP TIME : 1:47.758		BEST LAP TIME : 1:47.758				
		DIFFERENCE : 0.000				
LAP	SECTOR 1	SECTOR 2	LAP TIME	MPH	DIFF	TIME OF DAY
1 -	1:05.906	47.477	1:53.383	69.21	5.625	11:14:07.288
2 -	1:02.594	45.916	1:48.510 (2)	72.32	0.752	11:15:55.798
3 -	1:01.890	45.868	1:47.758 (1)	72.83		11:17:43.556
4 -	1:01.978	47.508	1:49.486 (3)	71.68	1.728	11:19:33.042

P14 37 CUP MORPHET / REILLY		LCR Suzuki -				
IDEAL LAP TIME : 1:48.368		BEST LAP TIME : 1:48.535				
		DIFFERENCE : 0.167				
LAP	SECTOR 1	SECTOR 2	LAP TIME	MPH	DIFF	TIME OF DAY
1 -	1:05.179	46.790	1:51.969	70.09	3.434	11:14:57.219
2 -	1:04.457	46.750	1:51.207	70.57	2.672	11:16:48.426
3 -	1:03.912	45.821	1:49.733	71.51	1.198	11:18:38.159
4 -	1:02.942	46.128	1:49.070 (3)	71.95	0.535	11:20:27.229
5 -	1:02.849	45.773	1:48.622 (2)	72.25	0.087	11:22:15.851
6 -	1:03.016	45.519	1:48.535 (1)	72.30		11:24:04.386

P15 55 CUP RUSSELL / COOKE		Shelbourne SUZUKI -				
IDEAL LAP TIME : 1:48.525		BEST LAP TIME : 1:48.715				
		DIFFERENCE : 0.190				
LAP	SECTOR 1	SECTOR 2	LAP TIME	MPH	DIFF	TIME OF DAY
1 -	1:07.175	47.231	1:54.406 (3)	68.59	5.691	11:12:58.503
2 -	1:03.454	46.429	1:49.883 (2)	71.42	1.168	11:14:48.386
3 -	1:02.733	45.982	1:48.715 (1)	72.18		11:16:37.101

P16 39 CUP B MOORE / A DODD		Ireson HONDA - MDK office seating,LPC,LBS racing				
IDEAL LAP TIME : 1:49.072		BEST LAP TIME : 1:49.072				
		DIFFERENCE : 0.000				
LAP	SECTOR 1	SECTOR 2	LAP TIME	MPH	DIFF	TIME OF DAY
1 -	1:05.950	46.943	1:52.893	69.51	3.821	11:12:58.739
2 -	1:03.718	46.275	1:49.993 (2)	71.35	0.921	11:14:48.732
3 -	1:03.122	45.950	1:49.072 (1)	71.95		11:16:37.804
4 -	1:03.770	46.897	1:50.667 (3)	70.91	1.595	11:18:28.471

P17 32 SUPER HORSPOLE / COLE		Shelbourne HONDA - Baker Plant Hire				
IDEAL LAP TIME : 1:47.471		BEST LAP TIME : 1:49.196				
		DIFFERENCE : 1.725				
LAP	SECTOR 1	SECTOR 2	LAP TIME	MPH	DIFF	TIME OF DAY
1 -	1:06.292	46.996	1:53.288 (2)	69.27	4.092	11:12:56.719
2 -	1:03.737	45.459	1:49.196 (1)	71.87		11:14:45.915

P18 68 CUP S CHANDLER / B CHANDLER		Baker HONDA - White Rose Racing				
IDEAL LAP TIME : 1:49.952		BEST LAP TIME : 1:51.074				
		DIFFERENCE : 1.122				
LAP	SECTOR 1	SECTOR 2	LAP TIME	MPH	DIFF	TIME OF DAY
1 -	1:10.005	48.332	1:58.337 (2)	66.31	7.263	11:13:18.558
2 -	1:04.171	46.903	1:51.074 (1)	70.65		11:15:09.632

P19 117 CUP SCHOFIELD / SMITH		Windle SUZUKI - Witch eLiquid				
IDEAL LAP TIME : 1:57.248		BEST LAP TIME : 1:57.248				
		DIFFERENCE : 0.000				
LAP	SECTOR 1	SECTOR 2	LAP TIME	MPH	DIFF	TIME OF DAY
1 -	1:06.603	50.645	1:57.248 (1)	66.93		11:13:44.556

International Sidecar Revival 2022

FSRA British F2 Sidecars

FREE PRACTICE - BEST SECTORS

SECTOR 1				SECTOR 2				IDEAL / BEST COMPARISON				
POS	NO	NAME	TIME	NO	NAME	TIME	POS	NO	NAME	IDEAL	BEST	DIFF
									PERFECT LAP	1:35.809		
1	72	FOUND / WALMSLEY	55.046	72	FOUND / WALMSLEY	40.763	1	72	FOUND / WALMSLE	1:35.809	1:35.809	0.000
2	7	R CROWE / C CROWE	57.231	2	HOLDEN / LOWTHER	42.011	2	2	HOLDEN / LOWTHER	1:39.596	1:39.754	0.158
3	2	HOLDEN / LOWTHER	57.585	7	R CROWE / C CROWE	42.521	3	7	R CROWE / C CROWI	1:39.752	1:39.752	0.000
4	26	ATKINSON / MIDDLETON	57.956	99	S RAMSDEN / M RAMSDEN	42.768	4	18	GIBSON / MOORE	1:40.869	1:40.869	0.000
5	18	GIBSON / MOORE	58.091	18	GIBSON / MOORE	42.778	5	99	S RAMSDEN / M RAM	1:41.208	1:41.208	0.000
6	99	S RAMSDEN / M RAMSDEN	58.440	33	HEGARTY / NEAVE	42.947	6	26	ATKINSON / MIDDLE	1:41.277	1:41.470	0.193
7	33	HEGARTY / NEAVE	58.782	42	CURRIE / SHARP	43.305	7	33	HEGARTY / NEAVE	1:41.729	1:41.824	0.095
8	42	CURRIE / SHARP	59.542	26	ATKINSON / MIDDLETON	43.321	8	42	CURRIE / SHARP	1:42.847	1:42.930	0.083
9	3	HARRISON / WINKLE	59.868	12	JACKSON / ROBERTS	44.272	9	3	HARRISON / WINKLE	1:44.667	1:44.667	0.000
10	12	JACKSON / ROBERTS	1:00.564	71	SCHOFIELD / COLBROOK	44.720	10	12	JACKSON / ROBERTS	1:44.836	1:44.836	0.000
11	60	TOM QUAYE / TH. QUAYE	1:01.399	3	HARRISON / WINKLE	44.799	11	71	SCHOFIELD / COLBR	1:46.287	1:46.410	0.123
12	71	SCHOFIELD / COLBROOK	1:01.567	60	TOM QUAYE / TH. QUAYE	45.059	12	60	TOM QUAYE / TH. QU	1:46.458	1:46.732	0.274
13	6	BAKER / FITZPATRICK	1:01.890	32	HORSPOLE / COLE	45.459	13	32	HORSPOLE / COLE	1:47.471	1:49.196	1.725
14	32	HORSPOLE / COLE	1:02.012	37	MORPHET / REILLY	45.519	14	6	BAKER / FITZPATRIC	1:47.758	1:47.758	0.000
15	55	RUSSELL / COOKE	1:02.543	6	BAKER / FITZPATRICK	45.868	15	37	MORPHET / REILLY	1:48.368	1:48.535	0.167
16	37	MORPHET / REILLY	1:02.849	39	B MOORE / A DODD	45.950	16	55	RUSSELL / COOKE	1:48.525	1:48.715	0.190
17	68	S CHANDLER / B CHANDLER	1:03.049	55	RUSSELL / COOKE	45.982	17	39	B MOORE / A DODD	1:49.072	1:49.072	0.000
18	39	B MOORE / A DODD	1:03.122	68	S CHANDLER / B CHANDLER	46.903	18	68	S CHANDLER / B CH/	1:49.952	1:51.074	1.122
19	117	SCHOFIELD / SMITH	1:06.603	117	SCHOFIELD / SMITH	50.645	19	117	SCHOFIELD / SMITH	1:57.248	1:57.248	0.000
20	14	LOCKEY / BINNS	1:12.524									

International Sidecar Revival 2022

FSRA British F2 Sidecars

FREE PRACTICE - STATISTICS

Competitors Started 20
Planned Start 2022-08-06 @ 11:11:00.000
Actual Start 2022-08-06 @ 11:09:58.608
Finish Time 2022-08-06 @ 11:24:16.439
Track Length 2.1800mi.
Total Laps 85
Total Distance Covered 185.3015mi.

Session Fastest Lap History

NO	CL	NAME	LAP TIME	TIME OF DAY	LAP	VEHICLE
18	SUPER	GIBSON / MOORE	1:43.222	11:12:25.520	1	CES F2 SUZUKI
2	SUPER	HOLDEN / LOWTHER	1:41.662	11:12:33.667	1	LCR
2	SUPER	HOLDEN / LOWTHER	1:40.595	11:14:14.261	2	LCR
7	SUPER	R CROWE / C CROWE	1:40.432	11:16:06.711	3	LCR
72	SUPER	FOUND / WALMSLEY	1:37.188	11:16:09.140	2	Rowtec LCF600
72	SUPER	FOUND / WALMSLEY	1:36.562	11:21:04.203	5	Rowtec LCF600
72	SUPER	FOUND / WALMSLEY	1:35.809	11:22:40.012	6	Rowtec LCF600

Flag History

TYPE	TIME OF DAY
GREEN	11:09:58.608
FINISH	11:24:16.439

Flag Statistics

TYPE	COUNT	TOTAL LAPS	TOTAL TIME
Green	1	7	15:38.090
Red	0	0	0.000
Safety Car	0	0	0.000
FCY	0	0	0.000

International Sidecar Revival 2022

FSRA British F2 Sidecars

FREE PRACTICE - STATISTICS

CLASS : SUPER

11 Starters

Fastest Lap History

NO	NAME	LAP TIME	TIME OF DAY	LAP	VEHICLE
18	GIBSON / MOORE	1:43.222	11:12:25.520	1	GES F2 SUZUKI
2	HOLDEN / LOWTHER	1:41.662	11:12:33.667	1	LCR
2	HOLDEN / LOWTHER	1:40.595	11:14:14.261	2	LCR
7	R CROWE / C CROWE	1:40.432	11:16:06.711	3	LCR
72	FOUNDS / WALMSLEY	1:37.188	11:16:09.140	2	Rowtec LCF600
72	FOUNDS / WALMSLEY	1:36.562	11:21:04.203	5	Rowtec LCF600
72	FOUNDS / WALMSLEY	1:35.809	11:22:40.012	6	Rowtec LCF600

International Sidecar Revival 2022

FSRA British F2 Sidecars

FREE PRACTICE - STATISTICS

CLASS : CUP

8 Starters

Fastest Lap History

NO	NAME	LAP TIME	TIME OF DAY	LAP	VEHICLE
55	RUSSELL / COOKE	1:54.406	11:12:58.537	1	Shelbourne SUZUKI
39	B MOORE / A DODD	1:52.893	11:12:58.760	1	Ireson HONDA
71	SCHOFIELD / COLBROOK	1:51.402	11:12:59.429	1	Baker Honda
26	ATKINSON / MIDDLETON	1:45.702	11:14:39.837	1	Bellas F2
26	ATKINSON / MIDDLETON	1:42.344	11:16:22.180	2	Bellas F2
26	ATKINSON / MIDDLETON	1:41.470	11:18:03.651	3	Bellas F2

International Sidecar Revival 2022

FSRA British F2 Sidecars

FREE PRACTICE - STATISTICS

CLASS : WC

1 Starters

Fastest Lap History

NO	NAME	LAP TIME	TIME OF DAY	LAP	VEHICLE
42	CURRIE / SHARP	1:52.385	11:13:40.845	1	LCR Honda
42	CURRIE / SHARP	1:45.217	11:15:26.062	2	LCR Honda
42	CURRIE / SHARP	1:43.806	11:17:09.868	3	LCR Honda
42	CURRIE / SHARP	1:43.147	11:18:53.015	4	LCR Honda
42	CURRIE / SHARP	1:42.930	11:20:35.945	5	LCR Honda



International Sidecar Revival 2022
FSRA British F2 Sidecars
QUALIFYING - CLASSIFICATION

POS	NO	CL	PIC NAME	ENTRY	TIME	ON	LAPS	GAP	DIFF	MPH
1	72	SUPER	1 FOUNDS / WALMSLEY	Rowtec LCF600 - Rowtec	1:35.528	3	8			82.15
2	1	WC	1 B BIRCHALL / T BIRCHALL	LCR Honda - Haith / Birchall Racing	1:36.050	8	8	0.522	0.522	81.70
3	2	SUPER	2 HOLDEN / LOWTHER	LCR - Barnes Racing	1:38.311	2	8	2.783	2.261	79.82
4	7	SUPER	3 R CROWE / C CROWE	LCR - Haven Homes	1:38.460	6	6	2.932	0.149	79.70
5	18	SUPER	4 GIBSON / MOORE	CES F2 SUZUKI - CES	1:40.098	7	7	4.570	1.638	78.40
6	99	SUPER	5 S RAMSDEN / M RAMSDEN	Honda LCR - Ramsden Racing	1:40.517	7	7	4.989	0.419	78.07
7	33	SUPER	6 HEGARTY / NEAVE	Christie HONDA -	1:40.570	7	7	5.042	0.053	78.03
8	26	CUP	1 ATKINSON / MIDDLETON	Bellas F2 - Artic	1:41.151	6	7	5.623	0.581	77.58
9	3	SUPER	7 HARRISON / WINKLE	Bellas HONDA - Town Garage	1:42.856	4	7	7.328	1.705	76.30
10	8	CUP	2 ILARIA / BROWN	DDM 600 - Powerhouse	1:42.943	4	7	7.415	0.087	76.23
11	42	WC	2 CURRIE / SHARP	LCR Honda - Birchall Racing	1:43.321	6	7	7.793	0.378	75.95
12	71	CUP	3 SCHOFIELD / COLBROOK	Baker Honda -	1:44.736	8	8	9.208	1.415	74.93
13	12	SUPER	8 JACKSON / ROBERTS	DMR SUZUKI - A.V Craine & sons	1:44.775	3	7	9.247	0.039	74.90
14	55	CUP	4 RUSSELL / COOKE	Shelbourne SUZUKI -	1:45.753	2	3	10.225	0.978	74.21
15	60	CUP	5 TOM QUAYE / TH. QUAYE	- Meon Valley Racing	1:46.504	6	7	10.976	0.751	73.68
16	37	CUP	6 MORPHET / REILLY	LCR Suzuki -	1:47.738	3	4	12.210	1.234	72.84
17	68	CUP	7 S CHANDLER / B CHANDLER	Baker HONDA - White Rose Racing	1:47.829	6	7	12.301	0.091	72.78
18	6	SUPER	9 BAKER / FITZPATRICK	Baker Suzuki K10 - Marin	1:48.758	3	4	13.230	0.929	72.16
19	117	CUP	8 SCHOFIELD / DAVIES	Windle SUZUKI - Witch eLiquid	1:58.955	1	1	23.427	10.197	65.97
20	39	CUP	9 B MOORE / A DODD	Ireson HONDA - MDK office seating,LPC,LBS racing			0			

Weather / Track : Bright / Dry

These results are provisional until the conclusion of any judicial and technical matters.

Cadwell Park: 2.1800 miles

Date: 06/08/2022 Start: 15:02 Finish: 15:17

Clerk Of Course :

Stewards :

Timekeeper :

Craig Smith

Results can be found at www.tsl-timing.com

Printed - 15:22 Saturday, 06 August 2022



International Sidecar Revival 2022

FSRA British F2 Sidecars

QUALIFYING - SECTOR ANALYSIS



SECTOR 1 = FL to I1, SECTOR 2 = I1 to FL, DIFF = Difference To Personal Best Lap, P = Crossed Finish Line in Pit Lane, D = Time Disallowed

P1 72 SUPER FOUNDS / WALMSLEY			Rowtec LCF600 - Rowtec			
IDEAL LAP TIME : 1:35.528		BEST LAP TIME : 1:35.528		DIFFERENCE : 0.000		
LAP	SECTOR 1	SECTOR 2	LAP TIME	MPH	DIFF	TIME OF DAY
1 -	1:04.201	42.548	1:46.749	73.51	11.221	15:06:29.715
2 -	55.522	40.898	1:36.420 (3)	81.39	0.892	15:08:06.135
3 -	54.806	40.722	1:35.528 (1)	82.15		15:09:41.663
4 -	55.384	41.359	1:36.743	81.12	1.215	15:11:18.406
5 -	55.352	41.046	1:36.398 (2)	81.41	0.870	15:12:54.804
6 -	56.512	42.938	1:39.450	78.91	3.922	15:14:34.254
7 -	55.029	41.459	1:36.488	81.33	0.960	15:16:10.742
8 -	55.261	41.496	1:36.757	81.11	1.229	15:17:47.499

P2 1 WC B BIRCHALL / T BIRCHALL			LCR Honda - Haith / Birchall Racing			
IDEAL LAP TIME : 1:35.562		BEST LAP TIME : 1:36.050		DIFFERENCE : 0.488		
LAP	SECTOR 1	SECTOR 2	LAP TIME	MPH	DIFF	TIME OF DAY
1 -	57.531	42.170	1:39.701	78.71	3.651	15:04:55.836
2 -	55.728	41.007	1:36.735	81.12	0.685	15:06:32.571
3 -	55.736	41.189	1:36.925	80.97	0.875	15:08:09.496
4 -	55.228	41.351	1:36.579 (3)	81.26	0.529	15:09:46.075
5 -	59.174	IN PIT	3:43.589 P	35.10	2:07.539	15:13:29.664
6 -	OUTLAP	42.508	1:51.116	70.62	15.066	15:15:20.780
7 -	55.452	40.780	1:36.232 (2)	81.55	0.182	15:16:57.012
8 -	54.782	41.268	1:36.050 (1)	81.70		15:18:33.062

P3 2 SUPER HOLDEN / LOWTHER			LCR - Barnes Racing			
IDEAL LAP TIME : 1:38.273		BEST LAP TIME : 1:38.311		DIFFERENCE : 0.038		
LAP	SECTOR 1	SECTOR 2	LAP TIME	MPH	DIFF	TIME OF DAY
1 -	58.628	42.142	1:40.770	77.88	2.459	15:04:59.821
2 -	56.934	41.377	1:38.311 (1)	79.82		15:06:38.132
3 -	56.896	42.138	1:39.034 (2)	79.24	0.723	15:08:17.166
4 -	56.952	IN PIT	2:06.853 P	61.86	28.542	15:10:24.019
5 -	OUTLAP	41.998	1:53.308	69.26	14.997	15:12:17.327
6 -	1:02.476	47.553	1:50.029	71.32	11.718	15:14:07.356
7 -	57.334	42.036	1:39.370 (3)	78.97	1.059	15:15:46.726
8 -	1:01.317	45.063	1:46.380	73.77	8.069	15:17:33.106

P4 7 SUPER R CROWE / C CROWE			LCR - Haven Homes			
IDEAL LAP TIME : 1:38.416		BEST LAP TIME : 1:38.460		DIFFERENCE : 0.044		
LAP	SECTOR 1	SECTOR 2	LAP TIME	MPH	DIFF	TIME OF DAY
1 -	58.202	42.914	1:41.116	77.61	2.656	15:05:00.791
2 -	56.302	42.268	1:38.570 (2)	79.61	0.110	15:06:39.361
3 -	56.642	43.059	1:39.701	78.71	1.241	15:08:19.062
4 -	56.170	42.733	1:38.903	79.35	0.443	15:09:57.965
5 -	56.238	42.392	1:38.630 (3)	79.57	0.170	15:11:36.595
6 -	56.214	42.246	1:38.460 (1)	79.70		15:13:15.055

P5 18 SUPER GIBSON / MOORE			CES F2 SUZUKI - CES			
IDEAL LAP TIME : 1:39.965		BEST LAP TIME : 1:40.098		DIFFERENCE : 0.133		
LAP	SECTOR 1	SECTOR 2	LAP TIME	MPH	DIFF	TIME OF DAY
1 -	59.685	43.261	1:42.946	76.23	2.848	15:05:03.095
2 -	58.544	42.996	1:41.540	77.29	1.442	15:06:44.635
3 -	57.894	44.034	1:41.928	76.99	1.830	15:08:26.563
4 -	57.714	42.581	1:40.295 (2)	78.24	0.197	15:10:06.858
5 -	57.970	42.739	1:40.709	77.92	0.611	15:11:47.567
6 -	57.931	42.386	1:40.317 (3)	78.23	0.219	15:13:27.884
7 -	57.847	42.251	1:40.098 (1)	78.40		15:15:07.982

International Sidecar Revival 2022

FSRA British F2 Sidecars

QUALIFYING - SECTOR ANALYSIS



SECTOR 1 = FL to I1, SECTOR 2 = I1 to FL, DIFF = Difference To Personal Best Lap, P = Crossed Finish Line in Pit Lane, D = Time Disallowed

P6 99 SUPER S RAMSDEN / M RAMSDEN		Honda LCR - Ramsden Racing				
IDEAL LAP TIME : 1:40.106		BEST LAP TIME : 1:40.517		DIFFERENCE : 0.411		
LAP	SECTOR 1	SECTOR 2	LAP TIME	MPH	DIFF	TIME OF DAY
1 -	59.849	43.824	1:43.673	75.70	3.156	15:05:16.122
2 -	58.585	44.800	1:43.385	75.91	2.868	15:06:59.507
3 -	58.146	43.641	1:41.787	77.10	1.270	15:08:41.294
4 -	59.554	43.352	1:42.906	76.26	2.389	15:10:24.200
5 -	58.195	42.393	1:40.588 (2)	78.02	0.071	15:12:04.788
6 -	58.995	42.673	1:41.668 (3)	77.19	1.151	15:13:46.456
7 -	57.713	42.804	1:40.517 (1)	78.07		15:15:26.973

P7 33 SUPER HEGARTY / NEAVE		Christie HONDA -				
IDEAL LAP TIME : 1:40.385		BEST LAP TIME : 1:40.570		DIFFERENCE : 0.185		
LAP	SECTOR 1	SECTOR 2	LAP TIME	MPH	DIFF	TIME OF DAY
1 -	1:00.032	43.447	1:43.479	75.84	2.909	15:05:17.919
2 -	58.447	43.724	1:42.171	76.81	1.601	15:07:00.090
3 -	58.465	43.006	1:41.471	77.34	0.901	15:08:41.561
4 -	59.469	43.567	1:43.036	76.16	2.466	15:10:24.597
5 -	58.328	42.380	1:40.708 (3)	77.92	0.138	15:12:05.305
6 -	58.005	42.614	1:40.619 (2)	77.99	0.049	15:13:45.924
7 -	58.011	42.559	1:40.570 (1)	78.03		15:15:26.494

P8 26 CUP ATKINSON / MIDDLETON		Bellas F2 - Artic				
IDEAL LAP TIME : 1:41.143		BEST LAP TIME : 1:41.151		DIFFERENCE : 0.008		
LAP	SECTOR 1	SECTOR 2	LAP TIME	MPH	DIFF	TIME OF DAY
1 -	1:01.666	46.356	1:48.022	72.65	6.871	15:05:14.694
2 -	58.388	43.501	1:41.889 (3)	77.02	0.738	15:06:56.583
3 -	59.585	44.725	1:44.310	75.23	3.159	15:08:40.893
4 -	58.222	45.198	1:43.420	75.88	2.269	15:10:24.313
5 -	1:00.203	44.400	1:44.603	75.02	3.452	15:12:08.916
6 -	58.145	43.006	1:41.151 (1)	77.58		15:13:50.067
7 -	58.137	43.693	1:41.830 (2)	77.07	0.679	15:15:31.897

P9 3 SUPER HARRISON / WINKLE		Bellas HONDA - Town Garage				
IDEAL LAP TIME : 1:42.728		BEST LAP TIME : 1:42.856		DIFFERENCE : 0.128		
LAP	SECTOR 1	SECTOR 2	LAP TIME	MPH	DIFF	TIME OF DAY
1 -	1:02.057	45.160	1:47.217	73.19	4.361	15:05:15.739
2 -	59.544	44.578	1:44.122	75.37	1.266	15:06:59.861
3 -	1:00.195	44.529	1:44.724	74.94	1.868	15:08:44.585
4 -	59.308	43.548	1:42.856 (1)	76.30		15:10:27.441
5 -	59.918	43.992	1:43.910 (3)	75.52	1.054	15:12:11.351
6 -	1:01.139	43.946	1:45.085	74.68	2.229	15:13:56.436
7 -	59.180	43.720	1:42.900 (2)	76.26	0.044	15:15:39.336

P10 8 CUP ILARIA / BROWN		DDM 600 - Powerhouse				
IDEAL LAP TIME : 1:42.739		BEST LAP TIME : 1:42.943		DIFFERENCE : 0.204		
LAP	SECTOR 1	SECTOR 2	LAP TIME	MPH	DIFF	TIME OF DAY
1 -	1:04.705	46.487	1:51.192	70.58	8.249	15:05:14.590
2 -	59.954	45.170	1:45.124	74.65	2.181	15:06:59.714
3 -	59.733	44.434	1:44.167	75.34	1.224	15:08:43.881
4 -	58.931	44.012	1:42.943 (1)	76.23		15:10:26.824
5 -	1:00.008	44.163	1:44.171	75.33	1.228	15:12:10.995
6 -	59.633	43.808	1:43.441 (3)	75.86	0.498	15:13:54.436
7 -	59.105	44.051	1:43.156 (2)	76.07	0.213	15:15:37.592

International Sidecar Revival 2022

FSRA British F2 Sidecars

QUALIFYING - SECTOR ANALYSIS



SECTOR 1 = FL to I1, SECTOR 2 = I1 to FL, DIFF = Difference To Personal Best Lap, P = Crossed Finish Line in Pit Lane, D = Time Disallowed

P11 42 WC		CURRIE / SHARP		LCR Honda - Birchall Racing			
IDEAL LAP TIME : 1:43.321		BEST LAP TIME : 1:43.321		DIFFERENCE : 0.000			
LAP	SECTOR 1	SECTOR 2	LAP TIME	MPH	DIFF	TIME OF DAY	
1 -	1:04.361	45.214	1:49.575	71.62	6.254	15:05:26.374	
2 -	1:00.578	43.745	1:44.323	75.22	1.002	15:07:10.697	
3 -	59.872	43.768	1:43.640 (2)	75.72	0.319	15:08:54.337	
4 -	1:01.586	45.127	1:46.713	73.54	3.392	15:10:41.050	
5 -	1:04.678	59.834	2:04.512	63.03	21.191	15:12:45.562	
6 -	59.694	43.627	1:43.321 (1)	75.95		15:14:28.883	
7 -	59.919	43.911	1:43.830 (3)	75.58	0.509	15:16:12.713	

P12 71 CUP		SCHOFIELD / COLBROOK		Baker Honda -			
IDEAL LAP TIME : 1:44.736		BEST LAP TIME : 1:44.736		DIFFERENCE : 0.000			
LAP	SECTOR 1	SECTOR 2	LAP TIME	MPH	DIFF	TIME OF DAY	
1 -	1:04.784	46.739	1:51.523	70.37	6.787	15:05:43.669	
2 -	1:03.116	44.544	1:47.660	72.89	2.924	15:07:31.329	
3 -	1:01.629	45.365	1:46.994	73.35	2.258	15:09:18.323	
4 -	1:02.102	45.018	1:47.120	73.26	2.384	15:11:05.443	
5 -	1:01.219	44.677	1:45.896 (2)	74.11	1.160	15:12:51.339	
6 -	1:01.665	44.486	1:46.151 (3)	73.93	1.415	15:14:37.490	
7 -	1:02.043	46.046	1:48.089	72.60	3.353	15:16:25.579	
8 -	1:00.530	44.206	1:44.736 (1)	74.93		15:18:10.315	

P13 12 SUPER		JACKSON / ROBERTS		DMR SUZUKI - A.V Craine & sons			
IDEAL LAP TIME : 1:44.737		BEST LAP TIME : 1:44.775		DIFFERENCE : 0.038			
LAP	SECTOR 1	SECTOR 2	LAP TIME	MPH	DIFF	TIME OF DAY	
1 -	1:03.075	45.087	1:48.162	72.55	3.387	15:05:09.804	
2 -	1:00.766	44.802	1:45.568 (3)	74.34	0.793	15:06:55.372	
3 -	1:00.618	44.157	1:44.775 (1)	74.90		15:08:40.147	
4 -	1:00.580	45.587	1:46.167	73.92	1.392	15:10:26.314	
5 -	1:02.032	44.979	1:47.011	73.33	2.236	15:12:13.325	
6 -	1:00.999	44.383	1:45.382 (2)	74.47	0.607	15:13:58.707	
7 -	1:01.481	44.853	1:46.334	73.80	1.559	15:15:45.041	

P14 55 CUP		RUSSELL / COOKE		Shelbourne SUZUKI -			
IDEAL LAP TIME : 1:45.222		BEST LAP TIME : 1:45.753		DIFFERENCE : 0.531			
LAP	SECTOR 1	SECTOR 2	LAP TIME	MPH	DIFF	TIME OF DAY	
1 -	1:02.107	45.764	1:47.871 (3)	72.75	2.118	15:05:16.856	
2 -	1:01.258	44.495	1:45.753 (1)	74.21		15:07:02.609	
3 -	1:00.727	45.037	1:45.764 (2)	74.20	0.011	15:08:48.373	

P15 60 CUP		TOM QUAYE / TH. QUAYE		- Meon Valley Racing			
IDEAL LAP TIME : 1:45.942		BEST LAP TIME : 1:46.504		DIFFERENCE : 0.562			
LAP	SECTOR 1	SECTOR 2	LAP TIME	MPH	DIFF	TIME OF DAY	
1 -	1:06.006	45.264	1:51.270	70.53	4.766	15:05:35.313	
2 -	1:02.020	1:57.727	2:59.747	43.66	1:13.243	15:08:35.060	
3 -	1:01.845	46.720	1:48.565	72.28	2.061	15:10:23.625	
4 -	1:02.232	44.919	1:47.151 (2)	73.24	0.647	15:12:10.776	
5 -	1:02.927	44.723	1:47.650 (3)	72.90	1.146	15:13:58.426	
6 -	1:01.219	45.285	1:46.504 (1)	73.68		15:15:44.930	
7 -	1:02.895	45.164	1:48.059	72.62	1.555	15:17:32.989	

P16 37 CUP		MORPHET / REILLY		LCR Suzuki -			
IDEAL LAP TIME : 1:47.466		BEST LAP TIME : 1:47.738		DIFFERENCE : 0.272			
LAP	SECTOR 1	SECTOR 2	LAP TIME	MPH	DIFF	TIME OF DAY	
1 -	1:05.010	46.077	1:51.087	70.64	3.349	15:05:41.128	
2 -	1:03.319	45.735	1:49.054 (3)	71.96	1.316	15:07:30.182	
3 -	1:02.258	45.480	1:47.738 (1)	72.84		15:09:17.920	
4 -	1:03.772	45.208	1:48.980 (2)	72.01	1.242	15:11:06.900	

International Sidecar Revival 2022

FSRA British F2 Sidecars

QUALIFYING - SECTOR ANALYSIS



SECTOR 1 = FL to I1, SECTOR 2 = I1 to FL, DIFF = Difference To Personal Best Lap, P = Crossed Finish Line in Pit Lane, D = Time Disallowed

P17	68 CUP	S CHANDLER / B CHANDLER	Baker HONDA - White Rose Racing			
IDEAL LAP TIME : 1:47.324		BEST LAP TIME : 1:47.829		DIFFERENCE : 0.505		

LAP	SECTOR 1	SECTOR 2	LAP TIME	MPH	DIFF	TIME OF DAY
1 -	1:04.677	47.027	1:51.704	70.25	3.875	15:05:43.043
2 -	1:04.544	45.547	1:50.091	71.28	2.262	15:07:33.134
3 -	1:04.036	47.021	1:51.057	70.66	3.228	15:09:24.191
4 -	1:03.250	45.099	1:48.349	72.43	0.520	15:11:12.540
5 -	1:02.894	45.256	1:48.150 (3)	72.56	0.321	15:13:00.690
6 -	1:02.225	45.604	1:47.829 (1)	72.78		15:14:48.519
7 -	1:02.267	45.792	1:48.059 (2)	72.62	0.230	15:16:36.578

P18	6 SUPER	BAKER / FITZPATRICK	Baker Suzuki K10 - Marin			
IDEAL LAP TIME : 1:48.101		BEST LAP TIME : 1:48.758		DIFFERENCE : 0.657		

LAP	SECTOR 1	SECTOR 2	LAP TIME	MPH	DIFF	TIME OF DAY
1 -	1:03.951	47.034	1:50.985 (3)	70.71	2.227	15:05:31.287
2 -	1:02.636	46.296	1:48.932 (2)	72.04	0.174	15:07:20.219
3 -	1:01.805	46.953	1:48.758 (1)	72.16		15:09:08.977
4 -	1:26.691	50.672	2:17.363	57.13	28.605	15:11:26.340

P19	117 CUP	SCHOFIELD / DAVIES	Windle SUZUKI - Witch eLiquid			
IDEAL LAP TIME : 1:53.152		BEST LAP TIME : 1:58.955		DIFFERENCE : 5.803		

LAP	SECTOR 1	SECTOR 2	LAP TIME	MPH	DIFF	TIME OF DAY
1 -	1:10.173	48.782	1:58.955 (1)	65.97		15:05:53.538

International Sidecar Revival 2022

FSRA British F2 Sidecars

QUALIFYING - BEST SECTORS

SECTOR 1			SECTOR 2			IDEAL / BEST COMPARISON						
POS	NO	NAME	TIME	NO	NAME	TIME	POS	NO	NAME	IDEAL	BEST	DIFF
									PERFECT LAP	1:35.504		
1	1	B BIRCHALL / T BIRCHALL	54.782	72	FOUND / WALMSLEY	40.722	1	72	FOUND / WALMSLE	1:35.528	1:35.528	0.000
2	72	FOUND / WALMSLEY	54.806	1	B BIRCHALL / T BIRCHALL	40.780	2	1	B BIRCHALL / T BIRC	1:35.562	1:36.050	0.488
3	7	R CROWE / C CROWE	56.170	2	HOLDEN / LOWTHER	41.377	3	2	HOLDEN / LOWTHER	1:38.273	1:38.311	0.038
4	2	HOLDEN / LOWTHER	56.896	7	R CROWE / C CROWE	42.246	4	7	R CROWE / C CROWI	1:38.416	1:38.460	0.044
5	99	S RAMSDEN / M RAMSDEN	57.713	18	GIBSON / MOORE	42.251	5	18	GIBSON / MOORE	1:39.965	1:40.098	0.133
6	18	GIBSON / MOORE	57.714	33	HEGARTY / NEAVE	42.380	6	99	S RAMSDEN / M RAM	1:40.106	1:40.517	0.411
7	33	HEGARTY / NEAVE	58.005	99	S RAMSDEN / M RAMSDEN	42.393	7	33	HEGARTY / NEAVE	1:40.385	1:40.570	0.185
8	26	ATKINSON / MIDDLETON	58.137	26	ATKINSON / MIDDLETON	43.006	8	26	ATKINSON / MIDDLE	1:41.143	1:41.151	0.008
9	8	ILARIA / BROWN	58.931	3	HARRISON / WINKLE	43.548	9	3	HARRISON / WINKLE	1:42.728	1:42.856	0.128
10	3	HARRISON / WINKLE	59.180	42	CURRIE / SHARP	43.627	10	8	ILARIA / BROWN	1:42.739	1:42.943	0.204
11	42	CURRIE / SHARP	59.694	8	ILARIA / BROWN	43.808	11	42	CURRIE / SHARP	1:43.321	1:43.321	0.000
12	71	SCHOFIELD / COLBROOK	1:00.530	12	JACKSON / ROBERTS	44.157	12	71	SCHOFIELD / COLBR	1:44.736	1:44.736	0.000
13	12	JACKSON / ROBERTS	1:00.580	71	SCHOFIELD / COLBROOK	44.206	13	12	JACKSON / ROBERTS	1:44.737	1:44.775	0.038
14	55	RUSSELL / COOKE	1:00.727	55	RUSSELL / COOKE	44.495	14	55	RUSSELL / COOKE	1:45.222	1:45.753	0.531
15	60	TOM QUAYE / TH. QUAYE	1:01.219	60	TOM QUAYE / TH. QUAYE	44.723	15	60	TOM QUAYE / TH. QL	1:45.942	1:46.504	0.562
16	6	BAKER / FITZPATRICK	1:01.805	68	S CHANDLER / B CHANDLER	45.099	16	68	S CHANDLER / B CH/	1:47.324	1:47.829	0.505
17	68	S CHANDLER / B CHANDLER	1:02.225	37	MORPHET / REILLY	45.208	17	37	MORPHET / REILLY	1:47.466	1:47.738	0.272
18	37	MORPHET / REILLY	1:02.258	6	BAKER / FITZPATRICK	46.296	18	6	BAKER / FITZPATRIC	1:48.101	1:48.758	0.657
19	117	SCHOFIELD / DAVIES	1:04.370	117	SCHOFIELD / DAVIES	48.782	19	117	SCHOFIELD / DAVIES	1:53.152	1:58.955	5.803
20	39	B MOORE / A DODD	5:42.839									

International Sidecar Revival 2022

FSRA British F2 Sidecars

QUALIFYING - STATISTICS

Competitors Started 20
Planned Start 2022-08-06 @ 14:35:00.000
Actual Start 2022-08-06 @ 15:02:41.156
Finish Time 2022-08-06 @ 15:17:28.070
Track Length 2.1800mi.
Total Laps 120
Total Distance Covered 261.6022mi.

Session Fastest Lap History

NO	CL	NAME	LAP TIME	TIME OF DAY	LAP	VEHICLE
1	WC	B BIRCHALL / T BIRCHALL	1:39.701	15:04:55.852	1	LCR Honda
1	WC	B BIRCHALL / T BIRCHALL	1:36.735	15:06:32.587	2	LCR Honda
72	SUPER	FOUNDS / WALMSLEY	1:36.420	15:08:06.154	2	Rowtec LCF600
72	SUPER	FOUNDS / WALMSLEY	1:35.528	15:09:41.682	3	Rowtec LCF600

Flag History

TYPE	TIME OF DAY
GREEN	15:02:41.156
FINISH	15:17:28.070

Flag Statistics

TYPE	COUNT	TOTAL LAPS	TOTAL TIME
Green	1	8	16:30.618
Red	0	0	0.000
Safety Car	0	0	0.000
FCY	0	0	0.000

International Sidecar Revival 2022

FSRA British F2 Sidecars

QUALIFYING - STATISTICS

CLASS : SUPER

9 Starters

Fastest Lap History

NO	NAME	LAP TIME	TIME OF DAY	LAP	VEHICLE
2	HOLDEN / LOWTHER	1:40.770	15:04:59.839	1	LCR
2	HOLDEN / LOWTHER	1:38.311	15:06:38.151	2	LCR
72	FOUNDS / WALMSLEY	1:36.420	15:08:06.154	2	Rowtec LCF600
72	FOUNDS / WALMSLEY	1:35.528	15:09:41.682	3	Rowtec LCF600

International Sidecar Revival 2022

FSRA British F2 Sidecars

QUALIFYING - STATISTICS

CLASS : CUP

9 Starters

Fastest Lap History

NO	NAME	LAP TIME	TIME OF DAY	LAP	VEHICLE
8	ILARIA / BROWN	1:51.192	15:05:14.608	1	DDM 600
26	ATKINSON / MIDDLETON	1:48.022	15:05:14.714	1	Bellas F2
55	RUSSELL / COOKE	1:47.871	15:05:16.889	1	Shelbourne SUZUKI
26	ATKINSON / MIDDLETON	1:41.889	15:06:56.604	2	Bellas F2
26	ATKINSON / MIDDLETON	1:41.151	15:13:50.088	6	Bellas F2

International Sidecar Revival 2022

FSRA British F2 Sidecars

QUALIFYING - STATISTICS

CLASS : WC

2 Starters

Fastest Lap History

NO	NAME	LAP TIME	TIME OF DAY	LAP	VEHICLE
1	B BIRCHALL / T BIRCHALL	1:39.701	15:04:55.852	1	LCR Honda
1	B BIRCHALL / T BIRCHALL	1:36.735	15:06:32.587	2	LCR Honda
1	B BIRCHALL / T BIRCHALL	1:36.579	15:09:46.091	4	LCR Honda
1	B BIRCHALL / T BIRCHALL	1:36.232	15:16:57.028	7	LCR Honda
1	B BIRCHALL / T BIRCHALL	1:36.050	15:18:33.078	8	LCR Honda



International Sidecar Revival 2022

FSRA British F2 Sidecars

RACE 15 - GRID (8 Laps)

ROW 11	21	14	LOCKEY / BINNS	22	32	HORSPOLE / COLE
ROW 10			1:58.955	19	117	SCHOFIELD / DAVIES
				20	39	B MOORE / A DODD
ROW 9			1:47.829	17	68	S CHANDLER / B CHANDLER
				18	6	BAKER / FITZPATRICK
ROW 8						1:46.504
				15	60	TOM QUAYE / TH. QUAYE
				16	37	MORPHET / REILLY
ROW 7			1:44.775	13	12	JACKSON / ROBERTS
				14	55	RUSSELL / COOKE
ROW 6						1:43.321
				11	42	CURRIE / SHARP
				12	71	SCHOFIELD / COLBROOK
ROW 5			1:42.856	9	3	HARRISON / WINKLE
				10	8	ILARIA / BROWN
ROW 4						1:40.570
				7	33	HEGARTY / NEAVE
				8	26	ATKINSON / MIDDLETON
ROW 3			1:40.098	5	18	GIBSON / MOORE
				6	99	S RAMSDEN / M RAMSDEN
ROW 2						1:38.311
				3	2	HOLDEN / LOWTHER
				4	7	R CROWE / C CROWE
ROW 1			1:35.528	1	72	FOUND'S / WALMSLEY
				2	1	B BIRCHALL / T BIRCHALL
Pole						

Cadwell Park: 2.1800 miles

These results are provisional until the conclusion of any judicial and technical matters.

Clerk Of Course :	Stewards :	Timekeeper : <i>Craig Smith</i>
-------------------	------------	------------------------------------

Results can be found at www.tsl-timing.com

Printed - 15:23 Saturday, 06 August 2022





International Sidecar Revival 2022

FSRA British F2 Sidecars

RACE 15 - CLASSIFICATION

POS	NO	CL	PIC	NAME	ENTRY	LAPS	TIME	GAP	DIFF	MPH	BEST	ON
1	1	WC	1	B BIRCHALL / T BIRCHALL	LCR Honda - Haith / Birchall Racing	8	12:58.962			80.60	1:36.120	2
2	2	SUPER	1	HOLDEN / LOWTHER	LCR - Barnes Racing	8	13:11.589	12.627	12.627	79.31	1:37.948	3
3	7	SUPER	2	R CROWE / C CROWE	LCR - Haven Homes	8	13:16.668	17.706	5.079	78.80	1:37.868	3
4	99	SUPER	3	S RAMSDEN / M RAMSDEN	Honda LCR - Ramsden Racing	8	13:22.354	23.392	5.686	78.25	1:38.826	6
5	18	SUPER	4	GIBSON / MOORE	CES F2 SUZUKI - CES	8	13:25.436	26.474	3.082	77.95	1:39.412	5
6	33	SUPER	5	HEGARTY / NEAVE	Christie HONDA -	8	13:27.056	28.094	1.620	77.79	1:39.482	4
7	26	CUP	1	ATKINSON / MIDDLETON	Bellas F2 - Artic	8	13:47.692	48.730	20.636	75.85	1:40.128	2
8	12	SUPER	6	JACKSON / ROBERTS	DMR SUZUKI - A.V Craine & sons	8	14:01.488	1:02.526	13.796	74.61	1:43.242	6
9	8	CUP	2	ILARIA / BROWN	DDM 600 - Powerhouse	8	14:01.755	1:02.793	0.267	74.58	1:43.160	3
10	3	SUPER	7	HARRISON / WINKLE	Bellas HONDA - Town Garage	8	14:02.493	1:03.531	0.738	74.52	1:43.517	2
11	60	CUP	3	TOM QUAYE / TH. QUAYE	- Meon Valley Racing	8	14:06.806	1:07.844	4.313	74.14	1:43.797	8
12	42	WC	2	CURRIE / SHARP	LCR Honda - Birchall Racing	8	14:07.727	1:08.765	0.921	74.06	1:44.190	4
13	55	CUP	4	RUSSELL / COOKE	Shelbourne SUZUKI -	8	14:25.820	1:26.858	18.093	72.51	1:45.798	3
14	6	SUPER	8	BAKER / FITZPATRICK	Baker Suzuki K10 - Marin	8	14:33.650	1:34.688	7.830	71.86	1:47.624	4
15	68	CUP	5	S CHANDLER / B CHANDLER	Baker HONDA - White Rose Racing	8	14:42.047	1:43.085	8.397	71.18	1:47.629	4
NOT CLASSIFIED												
DNF	71	CUP		SCHOFIELD / COLBROOK	Baker Honda -	3	5:21.050	5 Laps	5 Laps	73.33	1:44.219	3
DNF	37	CUP		MORPHET / REILLY	LCR Suzuki -	0						

FASTEST LAP

1	WC	B BIRCHALL / T BIRCHALL	LCR Honda - Haith / Birchall Racing	2	1:36.120	81.64 mph	131.40 kph
7	SUPER	R CROWE / C CROWE	LCR - Haven Homes	3	1:37.868	80.19 mph	129.05 kph
26	CUP	ATKINSON / MIDDLETON	Bellas F2 - Artic	2	1:40.128	78.38 mph	126.14 kph

Class WC - 92.5% of Race Speed = 74.55 mph
 Class SUPER - 92.5% of Race Speed = 73.36 mph
 Class CUP - 92.5% of Race Speed = 70.16 mph

Weather / Track : Bright / Dry

These results are provisional until the conclusion of any judicial and technical matters.

Race Distance: 8 Laps / 17.44 miles

Cadwell Park: 2.1800 miles

Date: 06/08/2022 Start: 17:51 Finish: 18:04

Clerk Of Course :

Stewards :

Timekeeper :

Results can be found at www.tsl-timing.com

Printed - 18:07 Saturday, 06 August 2022



International Sidecar Revival 2022

FSRA British F2 Sidecars

RACE 15 - LAP CHART

LAP 1 @ 17:53:10.716

NO	BEHIND	LAP TIME
1		1:41.502
2	1.784	1:43.286
7	2.418	1:43.920
99	3.822	1:45.324
18	4.746	1:46.248
33	5.670	1:47.172
26	6.402	1:47.904
3	8.769	1:50.271
71	9.497	1:50.999
8	10.155	1:51.657
12	10.368	1:51.870
60	11.661	1:53.163
42	12.210	1:53.712
6	14.493	1:55.995
55	14.863	1:56.365
68	15.288	1:56.790

LAP 2 @ 17:54:46.836

NO	BEHIND	LAP TIME
1		1:36.120
2	3.714	1:38.050
7	4.467	1:38.169
99	7.127	1:39.425
18	8.367	1:39.741
33	9.084	1:39.534
26	10.410	1:40.128
3	16.166	1:43.517
12	18.578	1:44.330
71	19.209	1:45.832
8	19.469	1:45.434
60	20.715	1:45.174
42	20.974	1:44.884
55	25.319	1:46.576
6	27.797	1:49.424
68	28.002	1:48.834

LAP 3 @ 17:56:23.262

NO	BEHIND	LAP TIME
1		1:36.426
2	5.236	1:37.948
7	5.909	1:37.868
99	10.364	1:39.663
18	11.628	1:39.687
33	12.957	1:40.299
26	14.647	1:40.663
3	24.588	1:44.848
12	25.767	1:43.615
8	26.203	1:43.160
71	27.002	1:44.219
60	28.358	1:44.069
42	28.995	1:44.447
55	34.691	1:45.798
6	39.096	1:47.725
68	39.368	1:47.792

LAP 4 @ 17:57:59.647

NO	BEHIND	LAP TIME
1		1:36.385
2	7.243	1:38.392
7	7.644	1:38.120
99	14.249	1:40.270

18	15.248	1:40.005
33	16.054	1:39.482
26	19.868	1:41.606
3	32.328	1:44.125
12	33.303	1:43.921
8	33.752	1:43.934
60	36.281	1:44.308
42	36.800	1:44.190
55	44.865	1:46.559
6	50.335	1:47.624
68	50.612	1:47.629

LAP 5 @ 17:59:36.432

NO	BEHIND	LAP TIME
1		1:36.785
2	8.797	1:38.339
7	9.399	1:38.540
99	16.660	1:39.196
18	17.875	1:39.412
33	19.154	1:39.885
26	26.110	1:43.027
3	40.238	1:44.695
12	40.389	1:43.871
8	40.847	1:43.880
60	44.695	1:45.199
42	44.799	1:44.784
55	55.646	1:47.566
6	1:01.581	1:48.031
68	1:02.036	1:48.209

LAP 6 @ 18:01:13.368

NO	BEHIND	LAP TIME
1		1:36.936
2	10.237	1:38.376
7	11.863	1:39.400
99	18.550	1:38.826
18	20.908	1:39.969
33	22.205	1:39.987
26	32.644	1:43.470
12	46.695	1:43.242
8	47.187	1:43.276
3	47.933	1:44.631
60	53.651	1:45.892
42	53.986	1:46.123
55	1:06.621	1:47.911
6	1:12.578	1:47.933
68	1:13.050	1:47.950

LAP 7 @ 18:02:50.103

NO	BEHIND	LAP TIME
1		1:36.735
2	11.818	1:38.316
7	15.422	1:40.294
99	21.404	1:39.589
18	24.173	1:40.000
33	25.590	1:40.120
26	39.534	1:43.625
12	55.062	1:45.102
8	56.321	1:45.869
3	56.431	1:45.233
60	1:02.120	1:45.204
42	1:02.430	1:45.179
55	1:17.109	1:47.223
6	1:24.091	1:48.248

68	1:24.443	1:48.128
----	----------	----------

LAP 8 @ 18:04:28.176

NO	BEHIND	LAP TIME
1		1:38.073
2	12.627	1:38.882
7	17.706	1:40.357
99	23.392	1:40.061
18	26.474	1:40.374
33	28.094	1:40.577
26	48.730	1:47.269
12	1:02.526	1:45.537
8	1:02.793	1:44.545
3	1:03.531	1:45.173
60	1:07.844	1:43.797
42	1:08.765	1:44.408
55	1:26.858	1:47.822
6	1:34.688	1:48.670
68	1:43.085	1:56.715

International Sidecar Revival 2022

FSRA British F2 Sidecars

RACE 15 - SECTOR ANALYSIS



SECTOR 1 = FL to I1, SECTOR 2 = I1 to FL, DIFF = Difference To Personal Best Lap, P = Crossed Finish Line in Pit Lane, D = Time Disallowed

P1		1 WC		B BIRCHALL / T BIRCHALL		LCR Honda - Haith / Birchall Racing	
IDEAL LAP TIME : 1:36.056		BEST LAP TIME : 1:36.120		DIFFERENCE : 0.064			
LAP	SECTOR 1	SECTOR 2	LAP TIME	MPH	DIFF	TIME OF DAY	
1 -		40.852	1:41.502	77.31	5.382	17:53:10.716	
2 -	55.297	40.823	1:36.120 (1)	81.64		17:54:46.836	
3 -	55.464	40.962	1:36.426 (3)	81.38	0.306	17:56:23.262	
4 -	55.233	41.152	1:36.385 (2)	81.42	0.265	17:57:59.647	
5 -	55.327	41.458	1:36.785	81.08	0.665	17:59:36.432	
6 -	55.606	41.330	1:36.936	80.96	0.816	18:01:13.368	
7 -	55.553	41.182	1:36.735	81.12	0.615	18:02:50.103	
8 -	55.838	42.235	1:38.073	80.02	1.953	18:04:28.176	

P2		2 SUPER		HOLDEN / LOWTHER		LCR - Barnes Racing	
IDEAL LAP TIME : 1:37.750		BEST LAP TIME : 1:37.948		DIFFERENCE : 0.198			
LAP	SECTOR 1	SECTOR 2	LAP TIME	MPH	DIFF	TIME OF DAY	
1 -		41.263	1:43.286	75.98	5.338	17:53:12.500	
2 -	56.487	41.563	1:38.050 (2)	80.04	0.102	17:54:50.550	
3 -	56.541	41.407	1:37.948 (1)	80.12		17:56:28.498	
4 -	56.766	41.626	1:38.392	79.76	0.444	17:58:06.890	
5 -	56.638	41.701	1:38.339	79.80	0.391	17:59:45.229	
6 -	56.774	41.602	1:38.376	79.77	0.428	18:01:23.605	
7 -	56.716	41.600	1:38.316 (3)	79.82	0.368	18:03:01.921	
8 -	56.963	41.919	1:38.882	79.36	0.934	18:04:40.803	

P3		7 SUPER		R CROWE / C CROWE		LCR - Haven Homes	
IDEAL LAP TIME : 1:37.496		BEST LAP TIME : 1:37.868		DIFFERENCE : 0.372			
LAP	SECTOR 1	SECTOR 2	LAP TIME	MPH	DIFF	TIME OF DAY	
1 -		41.586	1:43.920	75.52	6.052	17:53:13.134	
2 -	55.960	42.209	1:38.169 (3)	79.94	0.301	17:54:51.303	
3 -	55.910	41.958	1:37.868 (1)	80.19		17:56:29.171	
4 -	56.331	41.789	1:38.120 (2)	79.98	0.252	17:58:07.291	
5 -	56.398	42.142	1:38.540	79.64	0.672	17:59:45.831	
6 -	56.341	43.059	1:39.400	78.95	1.532	18:01:25.231	
7 -	57.141	43.153	1:40.294	78.25	2.426	18:03:05.525	
8 -	57.549	42.808	1:40.357	78.20	2.489	18:04:45.882	

P4		99 SUPER		S RAMSDEN / M RAMSDEN		Honda LCR - Ramsden Racing	
IDEAL LAP TIME : 1:38.826		BEST LAP TIME : 1:38.826		DIFFERENCE : 0.000			
LAP	SECTOR 1	SECTOR 2	LAP TIME	MPH	DIFF	TIME OF DAY	
1 -		42.272	1:45.324	74.51	6.498	17:53:14.538	
2 -	57.070	42.355	1:39.425 (3)	78.93	0.599	17:54:53.963	
3 -	57.228	42.435	1:39.663	78.74	0.837	17:56:33.626	
4 -	58.066	42.204	1:40.270	78.26	1.444	17:58:13.896	
5 -	57.001	42.195	1:39.196 (2)	79.11	0.370	17:59:53.092	
6 -	56.775	42.051	1:38.826 (1)	79.41		18:01:31.918	
7 -	57.098	42.491	1:39.589	78.80	0.763	18:03:11.507	
8 -	57.191	42.870	1:40.061	78.43	1.235	18:04:51.568	

P5		18 SUPER		GIBSON / MOORE		CES F2 SUZUKI - CES	
IDEAL LAP TIME : 1:39.386		BEST LAP TIME : 1:39.412		DIFFERENCE : 0.026			
LAP	SECTOR 1	SECTOR 2	LAP TIME	MPH	DIFF	TIME OF DAY	
1 -		42.349	1:46.248	73.86	6.836	17:53:15.462	
2 -	57.455	42.286	1:39.741 (3)	78.68	0.329	17:54:55.203	
3 -	57.399	42.288	1:39.687 (2)	78.72	0.275	17:56:34.890	
4 -	57.159	42.846	1:40.005	78.47	0.593	17:58:14.895	
5 -	57.185	42.227	1:39.412 (1)	78.94		17:59:54.307	
6 -	57.647	42.322	1:39.969	78.50	0.557	18:01:34.276	
7 -	57.529	42.471	1:40.000	78.48	0.588	18:03:14.276	
8 -	58.014	42.360	1:40.374	78.18	0.962	18:04:54.650	

International Sidecar Revival 2022

FSRA British F2 Sidecars

RACE 15 - SECTOR ANALYSIS



SECTOR 1 = FL to I1, SECTOR 2 = I1 to FL, DIFF = Difference To Personal Best Lap, P = Crossed Finish Line in Pit Lane, D = Time Disallowed

P6 33 SUPER HEGARTY / NEAVE			Christie HONDA -			
IDEAL LAP TIME : 1:39.088		BEST LAP TIME : 1:39.482		DIFFERENCE : 0.394		
LAP	SECTOR 1	SECTOR 2	LAP TIME	MPH	DIFF	TIME OF DAY
1 -		42.530	1:47.172	73.22	7.690	17:53:16.386
2 -	57.527	42.007	1:39.534 (2)	78.84	0.052	17:54:55.920
3 -	57.699	42.600	1:40.299	78.24	0.817	17:56:36.219
4 -	57.509	41.973	1:39.482 (1)	78.88		17:58:15.701
5 -	57.115	42.770	1:39.885 (3)	78.57	0.403	17:59:55.586
6 -	57.750	42.237	1:39.987	78.49	0.505	18:01:35.573
7 -	57.659	42.461	1:40.120	78.38	0.638	18:03:15.693
8 -	58.141	42.436	1:40.577	78.03	1.095	18:04:56.270

P7 26 CUP ATKINSON / MIDDLETON			Bellas F2 - Artic			
IDEAL LAP TIME : 1:40.080		BEST LAP TIME : 1:40.128		DIFFERENCE : 0.048		
LAP	SECTOR 1	SECTOR 2	LAP TIME	MPH	DIFF	TIME OF DAY
1 -		42.701	1:47.904	72.73	7.776	17:53:17.118
2 -	57.379	42.749	1:40.128 (1)	78.38		17:54:57.246
3 -	57.539	43.124	1:40.663 (2)	77.96	0.535	17:56:37.909
4 -	58.259	43.347	1:41.606 (3)	77.24	1.478	17:58:19.515
5 -	58.921	44.106	1:43.027	76.17	2.899	18:00:02.542
6 -	59.354	44.116	1:43.470	75.84	3.342	18:01:46.012
7 -	59.091	44.534	1:43.625	75.73	3.497	18:03:29.637
8 -	1:00.643	46.626	1:47.269	73.16	7.141	18:05:16.906

P8 12 SUPER JACKSON / ROBERTS			DMR SUZUKI - A.V Craine & sons			
IDEAL LAP TIME : 1:42.949		BEST LAP TIME : 1:43.242		DIFFERENCE : 0.293		
LAP	SECTOR 1	SECTOR 2	LAP TIME	MPH	DIFF	TIME OF DAY
1 -		44.091	1:51.870	70.15	8.628	17:53:21.084
2 -	1:00.286	44.044	1:44.330	75.22	1.088	17:55:05.414
3 -	59.993	43.622	1:43.615 (2)	75.74	0.373	17:56:49.029
4 -	1:00.156	43.765	1:43.921	75.51	0.679	17:58:32.950
5 -	59.531	44.340	1:43.871 (3)	75.55	0.629	18:00:16.821
6 -	59.327	43.915	1:43.242 (1)	76.01		18:02:00.063
7 -	1:00.393	44.709	1:45.102	74.67	1.860	18:03:45.165
8 -	1:00.332	45.205	1:45.537	74.36	2.295	18:05:30.702

P9 8 CUP ILARIA / BROWN			DDM 600 - Powerhouse			
IDEAL LAP TIME : 1:42.927		BEST LAP TIME : 1:43.160		DIFFERENCE : 0.233		
LAP	SECTOR 1	SECTOR 2	LAP TIME	MPH	DIFF	TIME OF DAY
1 -		44.555	1:51.657	70.28	8.497	17:53:20.871
2 -	1:00.900	44.534	1:45.434	74.43	2.274	17:55:06.305
3 -	59.572	43.588	1:43.160 (1)	76.07		17:56:49.465
4 -	59.946	43.988	1:43.934	75.51	0.774	17:58:33.399
5 -	59.442	44.438	1:43.880 (3)	75.54	0.720	18:00:17.279
6 -	59.339	43.937	1:43.276 (2)	75.99	0.116	18:02:00.555
7 -	1:00.085	45.784	1:45.869	74.12	2.709	18:03:46.424
8 -	59.481	45.064	1:44.545	75.06	1.385	18:05:30.969

P10 3 SUPER HARRISON / WINKLE			Bellas HONDA - Town Garage			
IDEAL LAP TIME : 1:43.409		BEST LAP TIME : 1:43.517		DIFFERENCE : 0.108		
LAP	SECTOR 1	SECTOR 2	LAP TIME	MPH	DIFF	TIME OF DAY
1 -		44.059	1:50.271	71.17	6.754	17:53:19.485
2 -	59.350	44.167	1:43.517 (1)	75.81		17:55:03.002
3 -	59.846	45.002	1:44.848	74.85	1.331	17:56:47.850
4 -	59.752	44.373	1:44.125 (2)	75.37	0.608	17:58:31.975
5 -	1:00.286	44.409	1:44.695	74.96	1.178	18:00:16.670
6 -	1:00.245	44.386	1:44.631 (3)	75.00	1.114	18:02:01.301
7 -	59.855	45.378	1:45.233	74.57	1.716	18:03:46.534
8 -	1:00.077	45.096	1:45.173	74.62	1.656	18:05:31.707

International Sidecar Revival 2022

FSRA British F2 Sidecars

RACE 15 - SECTOR ANALYSIS



SECTOR 1 = FL to I1, SECTOR 2 = I1 to FL, DIFF = Difference To Personal Best Lap, P = Crossed Finish Line in Pit Lane, D = Time Disallowed

P11 60 CUP		TOM QUAYE / TH. QUAYE		- Meon Valley Racing		
IDEAL LAP TIME : 1:43.797		BEST LAP TIME : 1:43.797		DIFFERENCE : 0.000		
LAP	SECTOR 1	SECTOR 2	LAP TIME	MPH	DIFF	TIME OF DAY
1 -		44.827	1:53.163	69.35	9.366	17:53:22.377
2 -	1:00.190	44.984	1:45.174	74.61	1.377	17:55:07.551
3 -	1:00.023	44.046	1:44.069 (2)	75.41	0.272	17:56:51.620
4 -	1:00.135	44.173	1:44.308 (3)	75.23	0.511	17:58:35.928
5 -	1:00.173	45.026	1:45.199	74.60	1.402	18:00:21.127
6 -	1:01.335	44.557	1:45.892	74.11	2.095	18:02:07.019
7 -	1:00.623	44.581	1:45.204	74.59	1.407	18:03:52.223
8 -	59.798	43.999	1:43.797 (1)	75.60		18:05:36.020

P12 42 WC		CURRIE / SHARP		LCR Honda - Birchall Racing		
IDEAL LAP TIME : 1:43.887		BEST LAP TIME : 1:44.190		DIFFERENCE : 0.303		
LAP	SECTOR 1	SECTOR 2	LAP TIME	MPH	DIFF	TIME OF DAY
1 -		45.186	1:53.712	69.01	9.522	17:53:22.926
2 -	1:00.039	44.845	1:44.884	74.82	0.694	17:55:07.810
3 -	1:00.130	44.317	1:44.447 (3)	75.13	0.257	17:56:52.257
4 -	1:00.159	44.031	1:44.190 (1)	75.32		17:58:36.447
5 -	59.856	44.928	1:44.784	74.89	0.594	18:00:21.231
6 -	1:01.414	44.709	1:46.123	73.95	1.933	18:02:07.354
7 -	1:00.441	44.738	1:45.179	74.61	0.989	18:03:52.533
8 -	1:00.252	44.156	1:44.408 (2)	75.16	0.218	18:05:36.941

P13 55 CUP		RUSSELL / COOKE		Shelbourne SUZUKI -		
IDEAL LAP TIME : 1:45.798		BEST LAP TIME : 1:45.798		DIFFERENCE : 0.000		
LAP	SECTOR 1	SECTOR 2	LAP TIME	MPH	DIFF	TIME OF DAY
1 -		46.440	1:56.365	67.44	10.567	17:53:25.579
2 -	1:01.491	45.085	1:46.576 (3)	73.63	0.778	17:55:12.155
3 -	1:00.997	44.801	1:45.798 (1)	74.17		17:56:57.953
4 -	1:01.471	45.088	1:46.559 (2)	73.64	0.761	17:58:44.512
5 -	1:01.604	45.962	1:47.566	72.96	1.768	18:00:32.078
6 -	1:01.920	45.991	1:47.911	72.72	2.113	18:02:19.989
7 -	1:01.766	45.457	1:47.223	73.19	1.425	18:04:07.212
8 -	1:02.023	45.799	1:47.822	72.78	2.024	18:05:55.034

P14 6 SUPER		BAKER / FITZPATRICK		Baker Suzuki K10 - Marin		
IDEAL LAP TIME : 1:47.481		BEST LAP TIME : 1:47.624		DIFFERENCE : 0.143		
LAP	SECTOR 1	SECTOR 2	LAP TIME	MPH	DIFF	TIME OF DAY
1 -		46.383	1:55.995	67.65	8.371	17:53:25.209
2 -	1:02.592	46.832	1:49.424	71.72	1.800	17:55:14.633
3 -	1:01.521	46.204	1:47.725 (2)	72.85	0.101	17:57:02.358
4 -	1:01.664	45.960	1:47.624 (1)	72.92		17:58:49.982
5 -	1:01.977	46.054	1:48.031	72.64	0.407	18:00:38.013
6 -	1:01.869	46.064	1:47.933 (3)	72.71	0.309	18:02:25.946
7 -	1:01.781	46.467	1:48.248	72.50	0.624	18:04:14.194
8 -	1:01.834	46.836	1:48.670	72.21	1.046	18:06:02.864

P15 68 CUP		S CHANDLER / B CHANDLER		Baker HONDA - White Rose Racing		
IDEAL LAP TIME : 1:47.458		BEST LAP TIME : 1:47.629		DIFFERENCE : 0.171		
LAP	SECTOR 1	SECTOR 2	LAP TIME	MPH	DIFF	TIME OF DAY
1 -		46.623	1:56.790	67.19	9.161	17:53:26.004
2 -	1:02.197	46.637	1:48.834	72.11	1.205	17:55:14.838
3 -	1:01.665	46.127	1:47.792 (2)	72.80	0.163	17:57:02.630
4 -	1:01.648	45.981	1:47.629 (1)	72.91		17:58:50.259
5 -	1:01.982	46.227	1:48.209	72.52	0.580	18:00:38.468
6 -	1:01.675	46.275	1:47.950 (3)	72.70	0.321	18:02:26.418
7 -	1:01.477	46.651	1:48.128	72.58	0.499	18:04:14.546
8 -	1:05.491	51.224	1:56.715	67.24	9.086	18:06:11.261

International Sidecar Revival 2022

FSRA British F2 Sidecars

RACE 15 - SECTOR ANALYSIS



SECTOR 1 = FL to I1, SECTOR 2 = I1 to FL, DIFF = Difference To Personal Best Lap, P = Crossed Finish Line in Pit Lane, D = Time Disallowed

P16 71 CUP		SCHOFIELD / COLBROOK		Baker Honda -		
IDEAL LAP TIME : 1:44.219		BEST LAP TIME : 1:44.219		DIFFERENCE : 0.000		
LAP	SECTOR 1	SECTOR 2	LAP TIME	MPH	DIFF	TIME OF DAY
1 -		44.398	1:50.999	70.70	6.780	17:53:20.213
2 -	1:01.280	44.552	1:45.832 (2)	74.15	1.613	17:55:06.045
3 -	1:00.308	43.911	1:44.219 (1)	75.30		17:56:50.264

International Sidecar Revival 2022

FSRA British F2 Sidecars

RACE 15 - BEST SECTORS

SECTOR 1			SECTOR 2			IDEAL / BEST COMPARISON						
POS	NO	NAME	TIME	NO	NAME	TIME	POS	NO	NAME	IDEAL	BEST	DIFF
									PERFECT LAP	1:36.056		
1	1	B BIRCHALL / T BIRCHALL	55.233	1	B BIRCHALL / T BIRCHALL	40.823	1	1	B BIRCHALL / T BIRC	1:36.056	1:36.120	0.064
2	7	R CROWE / C CROWE	55.910	2	HOLDEN / LOWTHER	41.263	2	7	R CROWE / C CROWI	1:37.496	1:37.868	0.372
3	2	HOLDEN / LOWTHER	56.487	7	R CROWE / C CROWE	41.586	3	2	HOLDEN / LOWTHER	1:37.750	1:37.948	0.198
4	99	S RAMSDEN / M RAMSDEN	56.775	33	HEGARTY / NEAVE	41.973	4	99	S RAMSDEN / M RAM	1:38.826	1:38.826	0.000
5	33	HEGARTY / NEAVE	57.115	99	S RAMSDEN / M RAMSDEN	42.051	5	33	HEGARTY / NEAVE	1:39.088	1:39.482	0.394
6	18	GIBSON / MOORE	57.159	18	GIBSON / MOORE	42.227	6	18	GIBSON / MOORE	1:39.386	1:39.412	0.026
7	26	ATKINSON / MIDDLETON	57.379	26	ATKINSON / MIDDLETON	42.701	7	26	ATKINSON / MIDDLE	1:40.080	1:40.128	0.048
8	12	JACKSON / ROBERTS	59.327	8	ILARIA / BROWN	43.588	8	8	ILARIA / BROWN	1:42.927	1:43.160	0.233
9	8	ILARIA / BROWN	59.339	12	JACKSON / ROBERTS	43.622	9	12	JACKSON / ROBERTS	1:42.949	1:43.242	0.293
10	3	HARRISON / WINKLE	59.350	71	SCHOFIELD / COLBROOK	43.911	10	3	HARRISON / WINKLE	1:43.409	1:43.517	0.108
11	60	TOM QUAYE / TH. QUAYE	59.798	60	TOM QUAYE / TH. QUAYE	43.999	11	60	TOM QUAYE / TH. QU	1:43.797	1:43.797	0.000
12	42	CURRIE / SHARP	59.856	42	CURRIE / SHARP	44.031	12	42	CURRIE / SHARP	1:43.887	1:44.190	0.303
13	71	SCHOFIELD / COLBROOK	1:00.308	3	HARRISON / WINKLE	44.059	13	71	SCHOFIELD / COLBR	1:44.219	1:44.219	0.000
14	55	RUSSELL / COOKE	1:00.997	55	RUSSELL / COOKE	44.801	14	55	RUSSELL / COOKE	1:45.798	1:45.798	0.000
15	68	S CHANDLER / B CHANDLER	1:01.477	6	BAKER / FITZPATRICK	45.960	15	68	S CHANDLER / B CH/	1:47.458	1:47.629	0.171
16	6	BAKER / FITZPATRICK	1:01.521	68	S CHANDLER / B CHANDLER	45.981	16	6	BAKER / FITZPATRIC	1:47.481	1:47.624	0.143
17												

International Sidecar Revival 2022

FSRA British F2 Sidecars

RACE 15 - STATISTICS

Competitors Started 17
Planned Start 2022-08-06 @ 17:41:00.000
Actual Start 2022-08-06 @ 17:51:29.213
Finish Time 2022-08-06 @ 18:04:28.175
Track Length 2.1800mi.
Total Laps 123
Total Distance Covered 268.1422mi.

Session Fastest Lap History

NO	CL	NAME	LAP TIME	TIME OF DAY	LAP	VEHICLE
1	WC	B BIRCHALL / T BIRCHALL	1:36.120	17:54:46.852	2	LCR Honda

Session Leader History

NO	CL	NAME	FROM LAP	LAPS LED	DISTANCE	VEHICLE
1	WC	B BIRCHALL / T BIRCHALL	1	8	17.44 miles	LCR Honda

Flag History

TYPE	TIME OF DAY
GREEN	17:51:29.213
FINISH	18:04:28.175

Flag Statistics

TYPE	COUNT	TOTAL LAPS	TOTAL TIME
Green	1	8	14:45.619
Red	0	0	0.000
Safety Car	0	0	0.000
FCY	0	0	0.000

International Sidecar Revival 2022

FSRA British F2 Sidecars

RACE 15 - STATISTICS

CLASS : SUPER

8 Starters

Fastest Lap History

NO	NAME	LAP TIME	TIME OF DAY	LAP	VEHICLE
2	HOLDEN / LOWTHER	1:38.050	17:54:50.568	2	LCR
2	HOLDEN / LOWTHER	1:37.948	17:56:28.516	3	LCR
7	R CROWE / C CROWE	1:37.868	17:56:29.189	3	LCR

Leader History

NO	NAME	FROM LAP	LAPS LED	DISTANCE	VEHICLE
2	HOLDEN / LOWTHER	1	8	17.44 miles	LCR

International Sidecar Revival 2022

FSRA British F2 Sidecars

RACE 15 - STATISTICS

CLASS : CUP

7 Starters

Fastest Lap History

NO	NAME	LAP TIME	TIME OF DAY	LAP	VEHICLE
26	ATKINSON / MIDDLETON	1:40.128	17:54:57.266	2	Bellas F2

Leader History

NO	NAME	FROM LAP	LAPS LED	DISTANCE	VEHICLE
26	ATKINSON / MIDDLETON	1	8	17.44 miles	Bellas F2

International Sidecar Revival 2022

FSRA British F2 Sidecars

RACE 15 - STATISTICS

CLASS : WC

2 Starters

Fastest Lap History

NO	NAME	LAP TIME	TIME OF DAY	LAP	VEHICLE
1	B BIRCHALL / T BIRCHALL	1:36.120	17:54:46.852	2	LCR Honda

Leader History

NO	NAME	FROM LAP	LAPS LED	DISTANCE	VEHICLE
1	B BIRCHALL / T BIRCHALL	1	8	17.44 miles	LCR Honda




International Sidecar Revival 2022

FSRA British F2 Sidecars

RACE 1 - GRID (10 Laps)

ROW 11	21	0.000	14	LOCKEY / BINNS	22	0.000	32	HORSPOLE / COLE		
ROW 10		0.000	19	117	SCHOFIELD / DAVIES		0.000	20	39	B MOORE / A DODD
ROW 9	17	0.000	37	MORPHET / REILLY	18	0.000	72	FOUND'S / WALMSLEY		
ROW 8		14:42.047	15	68	S CHANDLER / B CHANDLER		5:21.050	16	71	SCHOFIELD / COLBROOK
ROW 7	13	14:25.820	55	RUSSELL / COOKE	14	14:33.650	6	BAKER / FITZPATRICK		
ROW 6		14:06.806	11	60	TOM QUAYE / TH. QUAYE		14:07.727	12	42	CURRIE / SHARP
ROW 5	9	14:01.755	8	ILARIA / BROWN	10	14:02.493	3	HARRISON / WINKLE		
ROW 4		13:47.692	7	26	ATKINSON / MIDDLETON		14:01.488	8	12	JACKSON / ROBERTS
ROW 3	5	13:11.589	2	HOLDEN / LOWTHER	6	12:58.962	1	B BIRCHALL / T BIRCHALL		
ROW 2		13:22.354	3	99	S RAMSDEN / M RAMSDEN		13:16.668	4	7	R CROWE / C CROWE
ROW 1	1	13:27.056	33	HEGARTY / NEAVE	2	13:25.436	18	GIBSON / MOORE		

Pole



Cadwell Park: 2.1800 miles

These results are provisional until the conclusion of any judicial and technical matters.

Clerk Of Course :	Stewards :	Timekeeper : <i>Craig Smith</i>
-------------------	------------	------------------------------------

Results can be found at www.tsl-timing.com

Printed - 18:08 Saturday, 06 August 2022





International Sidecar Revival 2022

FSRA British F2 Sidecars

RACE 1 - CLASSIFICATION

POS	NO	CL	PIC	NAME	ENTRY	LAPS	TIME	GAP	DIFF	MPH	BEST	ON
1	1	WC	1	B BIRCHALL / T BIRCHALL	LCR Honda - Haith / Birchall Racing	10	16:20.818			80.01	1:35.958	5
2	72	SUPER	1	FOUND / WALMSLEY	Rowtec LCF600 - Rowtec	10	16:31.824	11.006	11.006	79.12	1:37.007	4
3	2	SUPER	2	HOLDEN / LOWTHER	LCR - Barnes Racing	10	16:35.872	15.054	4.048	78.80	1:38.201	8
4	99	SUPER	3	S RAMSDEN / M RAMSDEN	Honda LCR - Ramsden Racing	10	16:38.496	17.678	2.624	78.59	1:38.398	3
5	18	SUPER	4	GIBSON / MOORE	CES F2 SUZUKI - CES	10	16:41.070	20.252	2.574	78.39	1:38.716	3
6	33	SUPER	5	HEGARTY / NEAVE	Christie HONDA -	10	16:48.344	27.526	7.274	77.83	1:39.430	5
7	3	SUPER	6	C HARRISON / WINKLE	Bellas HONDA - Town Garage	10	17:00.172	39.354	11.828	76.92	1:40.668	3
8	26	CUP	1	ATKINSON / MIDDLETON	Bellas F2 - Artic	10	17:01.680	40.862	1.508	76.81	1:40.339	2
9	5	WC	2	D HARRISON / BINNS	Ireson -	10	17:12.786	51.968	11.106	75.98	1:41.034	8
10	12	SUPER	7	JACKSON / ROBERTS	DMR SUZUKI - A.V Craine & sons	10	17:23.063	1:02.245	10.277	75.24	1:43.209	2
11	42	WC	3	CURRIE / SHARP	LCR Honda - Birchall Racing	10	17:29.894	1:09.076	6.831	74.75	1:42.336	10
12	60	CUP	2	TOM QUAYE / TH. QUAYE	- Meon Valley Racing	10	17:32.989	1:12.171	3.095	74.53	1:42.905	4
13	68	CUP	3	S CHANDLER / B CHANDLER	Baker HONDA - White Rose Racing	10	17:50.074	1:29.256	17.085	73.34	1:45.488	2
14	117	CUP	4	SCHOFIELD / DAVIES	Windle SUZUKI - Witch eLiquid	10	17:53.104	1:32.286	3.030	73.13	1:45.682	2
15	37	CUP	5	MORPHET / REILLY	LCR Suzuki -	10	17:54.203	1:33.385	1.099	73.05	1:45.435	2
16	55	CUP	6	RUSSELL / COOKE	Shelbourne SUZUKI -	10	17:55.358	1:34.540	1.155	72.98	1:45.440	9

NOT CLASSIFIED

DNF	6	SUPER		BAKER / FITZPATRICK	Baker Suzuki K10 - Marin	6	10:47.676	4 Laps	4 Laps	72.70	1:46.503	6
DNF	71	CUP		SCHOFIELD / COLBROOK	Baker Honda -	5	8:48.142	5 Laps	1 Lap	74.29	1:42.738	4
DNF	7	SUPER		R CROWE / C CROWE	LCR - Haven Homes	4	6:43.372	6 Laps	1 Lap	77.82	1:38.868	3

FASTEST LAP

	1	WC		B BIRCHALL / T BIRCHALL	LCR Honda - Haith / Birchall Racing	5	1:35.958			81.78 mph	131.62 kph	
	72	SUPER		FOUND / WALMSLEY	Rowtec LCF600 - Rowtec	4	1:37.007			80.90 mph	130.19 kph	
	26	CUP		ATKINSON / MIDDLETON	Bellas F2 - Artic	2	1:40.339			78.21 mph	125.87 kph	

Class WC - 92.5% of Race Speed = 74.00 mph

Class SUPER - 92.5% of Race Speed = 73.18 mph

Class CUP - 92.5% of Race Speed = 71.04 mph

Weather / Track : Bright / Dry

These results are provisional until the conclusion of any judicial and technical matters.

Race Distance: 10 Laps / 21.80 miles

Cadwell Park: 2.1800 miles

Date: 07/08/2022 Start: 10:20 Finish: 10:36

Clerk Of Course :

Stewards :

Timekeeper :

Results can be found at www.tsl-timing.com

Printed - 10:38 Sunday, 07 August 2022



International Sidecar Revival 2022

FSRA British F2 Sidecars

RACE 1 - LAP CHART

LAP 1 @ 10:21:52.593

NO	BEHIND	LAP TIME
18		1:44.674
99	0.799	1:45.473
7	0.997	1:45.671
2	1.296	1:45.970
1	1.649	1:46.323
33	2.681	1:47.355
26	3.749	1:48.423
3	4.126	1:48.800
12	5.296	1:49.970
72	5.486	1:50.160
42	8.035	1:52.709
71	8.147	1:52.821
6	8.645	1:53.319
5	8.746	1:53.420
68	9.715	1:54.389
60	10.665	1:55.339
55	11.126	1:55.800
37	11.473	1:56.147
117	12.175	1:56.849

LAP 2 @ 10:23:31.846

NO	BEHIND	LAP TIME
18		1:39.253
99	1.139	1:39.593
7	1.508	1:39.764
1	1.789	1:39.393
2	2.061	1:40.018
33	4.035	1:40.607
26	4.835	1:40.339
72	6.093	1:39.860
3	6.577	1:41.704
12	9.252	1:43.209
42	13.180	1:44.398
5	13.552	1:44.059
71	13.925	1:45.031
68	15.950	1:45.488
6	16.848	1:47.456
60	17.291	1:45.879
55	17.494	1:45.621
37	17.655	1:45.435
117	18.604	1:45.682

LAP 3 @ 10:25:10.562

NO	BEHIND	LAP TIME
18		1:38.716
99	0.821	1:38.398
1	0.960	1:37.887
7	1.660	1:38.868
2	2.121	1:38.776
33	5.344	1:40.025
72	5.503	1:38.126
26	8.119	1:42.000
3	8.529	1:40.668
12	13.765	1:43.229
5	17.586	1:42.750
42	18.619	1:44.155
71	18.917	1:43.708
60	21.874	1:43.299
68	23.536	1:46.302
6	25.143	1:47.011
55	25.301	1:46.523
37	25.449	1:46.510

117 27.153 1:47.265

LAP 4 @ 10:26:47.944

NO	BEHIND	LAP TIME
1		1:36.422
18	2.554	1:39.936
99	2.837	1:39.398
7	3.347	1:39.069
2	3.469	1:38.730
72	5.128	1:37.007
33	7.796	1:39.834
26	11.336	1:40.599
3	12.085	1:40.938
12	19.789	1:43.406
5	22.152	1:41.948
71	24.273	1:42.738
42	25.639	1:44.402
60	27.397	1:42.905
68	31.932	1:45.778
6	34.398	1:46.637
55	34.655	1:46.736
37	34.883	1:46.816
117	35.469	1:45.698

LAP 5 @ 10:28:23.902

NO	BEHIND	LAP TIME
1		1:35.958
18	5.816	1:39.220
99	6.345	1:39.466
2	6.597	1:39.086
72	7.408	1:38.238
33	11.268	1:39.430
26	16.026	1:40.648
3	17.110	1:40.983
12	27.312	1:43.481
5	28.226	1:42.032
71	32.159	1:43.844
42	33.876	1:44.195
60	34.771	1:43.332
68	42.727	1:46.753
6	45.190	1:46.750
37	45.620	1:46.695
117	46.271	1:46.760
55	48.132	1:49.435

LAP 6 @ 10:30:00.527

NO	BEHIND	LAP TIME
1		1:36.625
18	8.166	1:38.975
2	8.488	1:38.516
72	8.862	1:38.079
99	10.303	1:40.583
33	14.553	1:39.910
26	21.196	1:41.795
3	21.566	1:41.081
5	34.229	1:42.628
12	35.205	1:44.518
60	42.959	1:44.813
42	44.037	1:46.786
68	52.451	1:46.349
6	55.068	1:46.503
117	55.460	1:45.814
37	56.447	1:47.452
55	58.270	1:46.763

LAP 7 @ 10:31:37.289

NO	BEHIND	LAP TIME
1		1:36.762
72	9.420	1:37.320
18	11.331	1:39.927
2	11.429	1:39.703
99	12.446	1:38.905
33	17.947	1:40.156
26	26.183	1:41.749
3	26.574	1:41.770
5	38.811	1:41.344
12	42.417	1:43.974
60	49.892	1:43.695
42	50.898	1:43.623
68	1:01.682	1:45.993
117	1:05.419	1:46.721
37	1:05.851	1:46.166
55	1:08.441	1:46.933

LAP 8 @ 10:33:14.332

NO	BEHIND	LAP TIME
1		1:37.043
72	9.540	1:37.163
2	12.587	1:38.201
18	13.630	1:39.342
99	13.886	1:38.483
33	20.794	1:39.890
26	30.931	1:41.791
3	31.256	1:41.725
5	42.802	1:41.034
12	49.382	1:44.008
42	57.954	1:44.099
60	59.148	1:46.299
68	1:10.325	1:45.686
117	1:14.418	1:46.042
37	1:15.166	1:46.358
55	1:17.533	1:46.135

LAP 9 @ 10:34:51.070

NO	BEHIND	LAP TIME
1		1:36.738
72	9.991	1:37.189
2	14.156	1:38.307
18	16.341	1:39.449
99	16.674	1:39.526
33	24.625	1:40.569
3	35.649	1:41.131
26	36.496	1:42.303
5	47.701	1:41.637
12	56.304	1:43.660
42	1:04.407	1:43.191
60	1:06.506	1:44.096
68	1:19.205	1:45.618
117	1:23.422	1:45.742
37	1:24.778	1:46.350
55	1:26.235	1:45.440

LAP 10 @ 10:36:28.737

NO	BEHIND	LAP TIME
1		1:37.667
72	11.006	1:38.682
2	15.054	1:38.565
99	17.678	1:38.671

18	20.252	1:41.578
33	27.526	1:40.568
3	39.354	1:41.372
26	40.862	1:42.033
5	51.968	1:41.934
12	1:02.245	1:43.608
42	1:09.076	1:42.336
60	1:12.171	1:43.332
68	1:29.256	1:47.718
117	1:32.286	1:46.531
37	1:33.385	1:46.274
55	1:34.540	1:45.972

International Sidecar Revival 2022

FSRA British F2 Sidecars

RACE 1 - SECTOR ANALYSIS



SECTOR 1 = FL to I1, SECTOR 2 = I1 to FL, DIFF = Difference To Personal Best Lap, P = Crossed Finish Line in Pit Lane, D = Time Disallowed

P1		1 WC		B BIRCHALL / T BIRCHALL		LCR Honda - Haith / Birchall Racing	
IDEAL LAP TIME : 1:35.958		BEST LAP TIME : 1:35.958		DIFFERENCE : 0.000			
LAP	SECTOR 1	SECTOR 2	LAP TIME	MPH	DIFF	TIME OF DAY	
1 -		42.057	1:46.323	73.81	10.365	10:21:54.242	
2 -	56.728	42.665	1:39.393	78.95	3.435	10:23:33.635	
3 -	56.536	41.351	1:37.887	80.17	1.929	10:25:11.522	
4 -	55.173	41.249	1:36.422 (2)	81.39	0.464	10:26:47.944	
5 -	54.986	40.972	1:35.958 (1)	81.78		10:28:23.902	
6 -	55.373	41.252	1:36.625 (3)	81.22	0.667	10:30:00.527	
7 -	55.486	41.276	1:36.762	81.10	0.804	10:31:37.289	
8 -	55.681	41.362	1:37.043	80.87	1.085	10:33:14.332	
9 -	55.429	41.309	1:36.738	81.12	0.780	10:34:51.070	
10 -	55.779	41.888	1:37.667	80.35	1.709	10:36:28.737	

P2		72 SUPER		FOUND'S / WALMSLEY		Rowtec LCF600 - Rowtec	
IDEAL LAP TIME : 1:36.821		BEST LAP TIME : 1:37.007		DIFFERENCE : 0.186			
LAP	SECTOR 1	SECTOR 2	LAP TIME	MPH	DIFF	TIME OF DAY	
1 -		43.344	1:50.160	71.24	13.153	10:21:58.079	
2 -	56.710	43.150	1:39.860	78.59	2.853	10:23:37.939	
3 -	56.513	41.613	1:38.126	79.97	1.119	10:25:16.065	
4 -	55.807	41.200	1:37.007 (1)	80.90		10:26:53.072	
5 -	56.055	42.183	1:38.238	79.88	1.231	10:28:31.310	
6 -	56.023	42.056	1:38.079	80.01	1.072	10:30:09.389	
7 -	55.968	41.352	1:37.320	80.64	0.313	10:31:46.709	
8 -	55.621	41.542	1:37.163 (2)	80.77	0.156	10:33:23.872	
9 -	55.875	41.314	1:37.189 (3)	80.75	0.182	10:35:01.061	
10 -	55.937	42.745	1:38.682	79.52	1.675	10:36:39.743	

P3		2 SUPER		HOLDEN / LOWTHER		LCR - Barnes Racing	
IDEAL LAP TIME : 1:37.812		BEST LAP TIME : 1:38.201		DIFFERENCE : 0.389			
LAP	SECTOR 1	SECTOR 2	LAP TIME	MPH	DIFF	TIME OF DAY	
1 -		41.934	1:45.970	74.05	7.769	10:21:53.889	
2 -	57.837	42.181	1:40.018	78.46	1.817	10:23:33.907	
3 -	57.005	41.771	1:38.776	79.45	0.575	10:25:12.683	
4 -	56.596	42.134	1:38.730	79.49	0.529	10:26:51.413	
5 -	57.120	41.966	1:39.086	79.20	0.885	10:28:30.499	
6 -	56.651	41.865	1:38.516 (3)	79.66	0.315	10:30:09.015	
7 -	57.525	42.178	1:39.703	78.71	1.502	10:31:48.718	
8 -	56.187	42.014	1:38.201 (1)	79.91		10:33:26.919	
9 -	56.682	41.625	1:38.307 (2)	79.83	0.106	10:35:05.226	
10 -	56.738	41.827	1:38.565	79.62	0.364	10:36:43.791	

P4		99 SUPER		S RAMSDEN / M RAMSDEN		Honda LCR - Ramsden Racing	
IDEAL LAP TIME : 1:37.939		BEST LAP TIME : 1:38.398		DIFFERENCE : 0.459			
LAP	SECTOR 1	SECTOR 2	LAP TIME	MPH	DIFF	TIME OF DAY	
1 -		42.327	1:45.473	74.40	7.075	10:21:53.392	
2 -	57.252	42.341	1:39.593	78.80	1.195	10:23:32.985	
3 -	56.988	41.410	1:38.398 (1)	79.75		10:25:11.383	
4 -	57.205	42.193	1:39.398	78.95	1.000	10:26:50.781	
5 -	57.297	42.169	1:39.466	78.90	1.068	10:28:30.247	
6 -	57.794	42.789	1:40.583	78.02	2.185	10:30:10.830	
7 -	56.837	42.068	1:38.905	79.34	0.507	10:31:49.735	
8 -	56.529	41.954	1:38.483 (2)	79.68	0.085	10:33:28.218	
9 -	57.444	42.082	1:39.526	78.85	1.128	10:35:07.744	
10 -	56.970	41.701	1:38.671 (3)	79.53	0.273	10:36:46.415	

International Sidecar Revival 2022

FSRA British F2 Sidecars

RACE 1 - SECTOR ANALYSIS



SECTOR 1 = FL to I1, SECTOR 2 = I1 to FL, DIFF = Difference To Personal Best Lap, P = Crossed Finish Line in Pit Lane, D = Time Disallowed

P5 18 SUPER GIBSON / MOORE			CES F2 SUZUKI - CES			
IDEAL LAP TIME : 1:38.688		BEST LAP TIME : 1:38.716		DIFFERENCE : 0.028		
LAP	SECTOR 1	SECTOR 2	LAP TIME	MPH	DIFF	TIME OF DAY
1 -		42.066	1:44.674	74.97	5.958	10:21:52.593
2 -	57.355	41.898	1:39.253	79.07	0.537	10:23:31.846
3 -	56.984	41.732	1:38.716 (1)	79.50		10:25:10.562
4 -	57.625	42.311	1:39.936	78.53	1.220	10:26:50.498
5 -	57.185	42.035	1:39.220 (3)	79.09	0.504	10:28:29.718
6 -	56.956	42.019	1:38.975 (2)	79.29	0.259	10:30:08.693
7 -	57.715	42.212	1:39.927	78.53	1.211	10:31:48.620
8 -	57.459	41.883	1:39.342	79.00	0.626	10:33:27.962
9 -	57.349	42.100	1:39.449	78.91	0.733	10:35:07.411
10 -	58.346	43.232	1:41.578	77.26	2.862	10:36:48.989

P6 33 SUPER HEGARTY / NEAVE			Christie HONDA -			
IDEAL LAP TIME : 1:39.430		BEST LAP TIME : 1:39.430		DIFFERENCE : 0.000		
LAP	SECTOR 1	SECTOR 2	LAP TIME	MPH	DIFF	TIME OF DAY
1 -		42.384	1:47.355	73.10	7.925	10:21:55.274
2 -	57.935	42.672	1:40.607	78.00	1.177	10:23:35.881
3 -	57.904	42.121	1:40.025	78.46	0.595	10:25:15.906
4 -	57.720	42.114	1:39.834 (2)	78.61	0.404	10:26:55.740
5 -	57.321	42.109	1:39.430 (1)	78.93		10:28:35.170
6 -	57.486	42.424	1:39.910	78.55	0.480	10:30:15.080
7 -	57.322	42.834	1:40.156	78.35	0.726	10:31:55.236
8 -	57.509	42.381	1:39.890 (3)	78.56	0.460	10:33:35.126
9 -	57.924	42.645	1:40.569	78.03	1.139	10:35:15.695
10 -	58.059	42.509	1:40.568	78.03	1.138	10:36:56.263

P7 3 SUPER C HARRISON / WINKLE			Bellas HONDA - Town Garage			
IDEAL LAP TIME : 1:40.430		BEST LAP TIME : 1:40.668		DIFFERENCE : 0.238		
LAP	SECTOR 1	SECTOR 2	LAP TIME	MPH	DIFF	TIME OF DAY
1 -		42.797	1:48.800	72.13	8.132	10:21:56.719
2 -	57.879	43.825	1:41.704	77.16	1.036	10:23:38.423
3 -	57.698	42.970	1:40.668 (1)	77.95		10:25:19.091
4 -	58.206	42.732	1:40.938 (2)	77.75	0.270	10:27:00.029
5 -	58.166	42.817	1:40.983 (3)	77.71	0.315	10:28:41.012
6 -	57.916	43.165	1:41.081	77.64	0.413	10:30:22.093
7 -	58.373	43.397	1:41.770	77.11	1.102	10:32:03.863
8 -	58.597	43.128	1:41.725	77.14	1.057	10:33:45.588
9 -	57.983	43.148	1:41.131	77.60	0.463	10:35:26.719
10 -	58.210	43.162	1:41.372	77.41	0.704	10:37:08.091

P8 26 CUP ATKINSON / MIDDLETON			Bellas F2 - Artic			
IDEAL LAP TIME : 1:40.339		BEST LAP TIME : 1:40.339		DIFFERENCE : 0.000		
LAP	SECTOR 1	SECTOR 2	LAP TIME	MPH	DIFF	TIME OF DAY
1 -		43.129	1:48.423	72.38	8.084	10:21:56.342
2 -	57.556	42.783	1:40.339 (1)	78.21		10:23:36.681
3 -	58.626	43.374	1:42.000	76.94	1.661	10:25:18.681
4 -	57.716	42.883	1:40.599 (2)	78.01	0.260	10:26:59.280
5 -	57.667	42.981	1:40.648 (3)	77.97	0.309	10:28:39.928
6 -	58.216	43.579	1:41.795	77.09	1.456	10:30:21.723
7 -	58.357	43.392	1:41.749	77.13	1.410	10:32:03.472
8 -	58.277	43.514	1:41.791	77.09	1.452	10:33:45.263
9 -	58.647	43.656	1:42.303	76.71	1.964	10:35:27.566
10 -	58.297	43.736	1:42.033	76.91	1.694	10:37:09.599

International Sidecar Revival 2022

FSRA British F2 Sidecars

RACE 1 - SECTOR ANALYSIS



SECTOR 1 = FL to I1, SECTOR 2 = I1 to FL, DIFF = Difference To Personal Best Lap, P = Crossed Finish Line in Pit Lane, D = Time Disallowed

P9		5 WC		D HARRISON / BINNS		Ireson -	
IDEAL LAP TIME : 1:41.001		BEST LAP TIME : 1:41.034		DIFFERENCE : 0.033			
LAP	SECTOR 1	SECTOR 2	LAP TIME	MPH	DIFF	TIME OF DAY	
1 -		44.588	1:53.420	69.19	12.386	10:22:01.339	
2 -	1:00.229	43.830	1:44.059	75.41	3.025	10:23:45.398	
3 -	59.502	43.248	1:42.750	76.38	1.716	10:25:28.148	
4 -	58.919	43.029	1:41.948	76.98	0.914	10:27:10.096	
5 -	58.546	43.486	1:42.032	76.91	0.998	10:28:52.128	
6 -	59.107	43.521	1:42.628	76.47	1.594	10:30:34.756	
7 -	58.427	42.917	1:41.344 (2)	77.43	0.310	10:32:16.100	
8 -	58.084	42.950	1:41.034 (1)	77.67		10:33:57.134	
9 -	58.499	43.138	1:41.637 (3)	77.21	0.603	10:35:38.771	
10 -	58.624	43.310	1:41.934	76.99	0.900	10:37:20.705	

P10		12 SUPER		JACKSON / ROBERTS		DMR SUZUKI - A.V Craine & sons	
IDEAL LAP TIME : 1:42.605		BEST LAP TIME : 1:43.209		DIFFERENCE : 0.604			
LAP	SECTOR 1	SECTOR 2	LAP TIME	MPH	DIFF	TIME OF DAY	
1 -		43.300	1:49.970	71.36	6.761	10:21:57.889	
2 -	59.305	43.904	1:43.209 (1)	76.04		10:23:41.098	
3 -	59.773	43.456	1:43.229 (2)	76.02	0.020	10:25:24.327	
4 -	59.789	43.617	1:43.406 (3)	75.89	0.197	10:27:07.733	
5 -	59.334	44.147	1:43.481	75.84	0.272	10:28:51.214	
6 -	59.941	44.577	1:44.518	75.08	1.309	10:30:35.732	
7 -	59.742	44.232	1:43.974	75.48	0.765	10:32:19.706	
8 -	1:00.200	43.808	1:44.008	75.45	0.799	10:34:03.714	
9 -	1:00.015	43.645	1:43.660	75.70	0.451	10:35:47.374	
10 -	59.604	44.004	1:43.608	75.74	0.399	10:37:30.982	

P11		42 WC		CURRIE / SHARP		LCR Honda - Birchall Racing	
IDEAL LAP TIME : 1:42.336		BEST LAP TIME : 1:42.336		DIFFERENCE : 0.000			
LAP	SECTOR 1	SECTOR 2	LAP TIME	MPH	DIFF	TIME OF DAY	
1 -		45.717	1:52.709	69.63	10.373	10:22:00.628	
2 -	1:00.548	43.850	1:44.398	75.17	2.062	10:23:45.026	
3 -	1:00.277	43.878	1:44.155	75.34	1.819	10:25:29.181	
4 -	1:00.075	44.327	1:44.402	75.17	2.066	10:27:13.583	
5 -	59.777	44.418	1:44.195	75.32	1.859	10:28:57.778	
6 -	1:02.482	44.304	1:46.786	73.49	4.450	10:30:44.564	
7 -	59.522	44.101	1:43.623 (3)	75.73	1.287	10:32:28.187	
8 -	59.658	44.441	1:44.099	75.39	1.763	10:34:12.286	
9 -	59.503	43.688	1:43.191 (2)	76.05	0.855	10:35:55.477	
10 -	58.951	43.385	1:42.336 (1)	76.68		10:37:37.813	

P12		60 CUP		TOM QUAYE / TH. QUAYE		- Meon Valley Racing	
IDEAL LAP TIME : 1:42.732		BEST LAP TIME : 1:42.905		DIFFERENCE : 0.173			
LAP	SECTOR 1	SECTOR 2	LAP TIME	MPH	DIFF	TIME OF DAY	
1 -		45.781	1:55.339	68.04	12.434	10:22:03.258	
2 -	1:00.364	45.515	1:45.879	74.12	2.974	10:23:49.137	
3 -	59.518	43.781	1:43.299 (2)	75.97	0.394	10:25:32.436	
4 -	59.256	43.649	1:42.905 (1)	76.26		10:27:15.341	
5 -	59.438	43.894	1:43.332 (3)	75.95	0.427	10:28:58.673	
6 -	1:00.611	44.202	1:44.813	74.87	1.908	10:30:43.486	
7 -	59.406	44.289	1:43.695	75.68	0.790	10:32:27.181	
8 -	1:00.395	45.904	1:46.299	73.83	3.394	10:34:13.480	
9 -	1:00.057	44.039	1:44.096	75.39	1.191	10:35:57.576	
10 -	59.083	44.249	1:43.332 (3)	75.95	0.427	10:37:40.908	

International Sidecar Revival 2022

FSRA British F2 Sidecars

RACE 1 - SECTOR ANALYSIS



SECTOR 1 = FL to I1, SECTOR 2 = I1 to FL, DIFF = Difference To Personal Best Lap, P = Crossed Finish Line in Pit Lane, D = Time Disallowed

P13 68 CUP		S CHANDLER / B CHANDLER		Baker HONDA - White Rose Racing			
IDEAL LAP TIME : 1:45.023		BEST LAP TIME : 1:45.488		DIFFERENCE : 0.465			
LAP	SECTOR 1	SECTOR 2	LAP TIME	MPH	DIFF	TIME OF DAY	
1 -		45.225	1:54.389	68.60	8.901	10:22:02.308	
2 -	1:00.874	44.614	1:45.488 (1)	74.39		10:23:47.796	
3 -	1:01.628	44.674	1:46.302	73.82	0.814	10:25:34.098	
4 -	1:00.667	45.111	1:45.778	74.19	0.290	10:27:19.876	
5 -	1:01.208	45.545	1:46.753	73.51	1.265	10:29:06.629	
6 -	1:01.315	45.034	1:46.349	73.79	0.861	10:30:52.978	
7 -	1:01.103	44.890	1:45.993	74.04	0.505	10:32:38.971	
8 -	1:00.633	45.053	1:45.686 (3)	74.25	0.198	10:34:24.657	
9 -	1:00.409	45.209	1:45.618 (2)	74.30	0.130	10:36:10.275	
10 -	1:01.881	45.837	1:47.718	72.85	2.230	10:37:57.993	

P14 117 CUP		SCHOFIELD / DAVIES		Windle SUZUKI - Witch eLiquid			
IDEAL LAP TIME : 1:45.229		BEST LAP TIME : 1:45.682		DIFFERENCE : 0.453			
LAP	SECTOR 1	SECTOR 2	LAP TIME	MPH	DIFF	TIME OF DAY	
1 -		46.554	1:56.849	67.16	11.167	10:22:04.768	
2 -	1:00.588	45.094	1:45.682 (1)	74.26		10:23:50.450	
3 -	1:01.225	46.040	1:47.265	73.16	1.583	10:25:37.715	
4 -	1:00.912	44.786	1:45.698 (2)	74.24	0.016	10:27:23.413	
5 -	1:01.508	45.252	1:46.760	73.51	1.078	10:29:10.173	
6 -	1:01.049	44.765	1:45.814	74.16	0.132	10:30:55.987	
7 -	1:00.813	45.908	1:46.721	73.53	1.039	10:32:42.708	
8 -	1:00.464	45.578	1:46.042	74.00	0.360	10:34:28.750	
9 -	1:00.960	44.782	1:45.742 (3)	74.21	0.060	10:36:14.492	
10 -	1:01.115	45.416	1:46.531	73.66	0.849	10:38:01.023	

P15 37 CUP		MORPHET / REILLY		LCR Suzuki -			
IDEAL LAP TIME : 1:45.330		BEST LAP TIME : 1:45.435		DIFFERENCE : 0.105			
LAP	SECTOR 1	SECTOR 2	LAP TIME	MPH	DIFF	TIME OF DAY	
1 -		45.468	1:56.147	67.56	10.712	10:22:04.066	
2 -	1:00.424	45.011	1:45.435 (1)	74.43		10:23:49.501	
3 -	1:01.232	45.278	1:46.510	73.68	1.075	10:25:36.011	
4 -	1:01.580	45.236	1:46.816	73.47	1.381	10:27:22.827	
5 -	1:00.606	46.089	1:46.695	73.55	1.260	10:29:09.522	
6 -	1:02.392	45.060	1:47.452	73.03	2.017	10:30:56.974	
7 -	1:00.880	45.286	1:46.166 (2)	73.92	0.731	10:32:43.140	
8 -	1:01.163	45.195	1:46.358	73.78	0.923	10:34:29.498	
9 -	1:00.863	45.487	1:46.350	73.79	0.915	10:36:15.848	
10 -	1:01.368	44.906	1:46.274 (3)	73.84	0.839	10:38:02.122	

P16 55 CUP		RUSSELL / COOKE		Shelbourne SUZUKI -			
IDEAL LAP TIME : 1:45.065		BEST LAP TIME : 1:45.440		DIFFERENCE : 0.375			
LAP	SECTOR 1	SECTOR 2	LAP TIME	MPH	DIFF	TIME OF DAY	
1 -		45.847	1:55.800	67.77	10.360	10:22:03.719	
2 -	1:00.141	45.480	1:45.621 (2)	74.30	0.181	10:23:49.340	
3 -	1:00.875	45.648	1:46.523	73.67	1.083	10:25:35.863	
4 -	1:01.399	45.337	1:46.736	73.52	1.296	10:27:22.599	
5 -	1:02.933	46.502	1:49.435	71.71	3.995	10:29:12.034	
6 -	1:01.152	45.611	1:46.763	73.50	1.323	10:30:58.797	
7 -	1:00.999	45.934	1:46.933	73.39	1.493	10:32:45.730	
8 -	1:01.203	44.932	1:46.135	73.94	0.695	10:34:31.865	
9 -	1:00.383	45.057	1:45.440 (1)	74.43		10:36:17.305	
10 -	1:01.048	44.924	1:45.972 (3)	74.05	0.532	10:38:03.277	

International Sidecar Revival 2022

FSRA British F2 Sidecars

RACE 1 - SECTOR ANALYSIS



SECTOR 1 = FL to I1, SECTOR 2 = I1 to FL, DIFF = Difference To Personal Best Lap, P = Crossed Finish Line in Pit Lane, D = Time Disallowed

P17 6 SUPER BAKER / FITZPATRICK		Baker Suzuki K10 - Marin				
IDEAL LAP TIME : 1:45.598		BEST LAP TIME : 1:46.503		DIFFERENCE : 0.905		
LAP	SECTOR 1	SECTOR 2	LAP TIME	MPH	DIFF	TIME OF DAY
1 -		45.168	1:53.319	69.25	6.816	10:22:01.238
2 -	1:01.387	46.069	1:47.456	73.03	0.953	10:23:48.694
3 -	1:01.134	45.877	1:47.011	73.33	0.508	10:25:35.705
4 -	1:01.174	45.463	1:46.637 (2)	73.59	0.134	10:27:22.342
5 -	1:00.675	46.075	1:46.750 (3)	73.51	0.247	10:29:09.092
6 -	1:00.792	45.711	1:46.503 (1)	73.68		10:30:55.595

P18 71 CUP SCHOFIELD / COLBROOK		Baker Honda -				
IDEAL LAP TIME : 1:42.738		BEST LAP TIME : 1:42.738		DIFFERENCE : 0.000		
LAP	SECTOR 1	SECTOR 2	LAP TIME	MPH	DIFF	TIME OF DAY
1 -		44.506	1:52.821	69.56	10.083	10:22:00.740
2 -	1:01.107	43.924	1:45.031	74.72	2.293	10:23:45.771
3 -	1:00.037	43.671	1:43.708 (2)	75.67	0.970	10:25:29.479
4 -	59.097	43.641	1:42.738 (1)	76.38		10:27:12.217
5 -	59.563	44.281	1:43.844 (3)	75.57	1.106	10:28:56.061

P19 7 SUPER R CROWE / C CROWE		LCR - Haven Homes				
IDEAL LAP TIME : 1:38.477		BEST LAP TIME : 1:38.868		DIFFERENCE : 0.391		
LAP	SECTOR 1	SECTOR 2	LAP TIME	MPH	DIFF	TIME OF DAY
1 -		42.203	1:45.671	74.26	6.803	10:21:53.590
2 -	57.166	42.598	1:39.764 (3)	78.66	0.896	10:23:33.354
3 -	57.001	41.867	1:38.868 (1)	79.37		10:25:12.222
4 -	56.610	42.459	1:39.069 (2)	79.21	0.201	10:26:51.291

International Sidecar Revival 2022

FSRA British F2 Sidecars

RACE 1 - BEST SECTORS

SECTOR 1			SECTOR 2			IDEAL / BEST COMPARISON						
POS	NO	NAME	TIME	NO	NAME	TIME	POS	NO	NAME	IDEAL	BEST	DIFF
									PERFECT LAP	1:35.958		
1	1	B BIRCHALL / T BIRCHALL	54.986	1	B BIRCHALL / T BIRCHALL	40.972	1	1	B BIRCHALL / T BIRC	1:35.958	1:35.958	0.000
2	72	FOUND / WALMSLEY	55.621	72	FOUND / WALMSLEY	41.200	2	72	FOUND / WALMSLE	1:36.821	1:37.007	0.186
3	2	HOLDEN / LOWTHER	56.187	99	S RAMSDEN / M RAMSDEN	41.410	3	2	HOLDEN / LOWTHER	1:37.812	1:38.201	0.389
4	99	S RAMSDEN / M RAMSDEN	56.529	2	HOLDEN / LOWTHER	41.625	4	99	S RAMSDEN / M RAM	1:37.939	1:38.398	0.459
5	7	R CROWE / C CROWE	56.610	18	GIBSON / MOORE	41.732	5	7	R CROWE / C CROWI	1:38.477	1:38.868	0.391
6	18	GIBSON / MOORE	56.956	7	R CROWE / C CROWE	41.867	6	18	GIBSON / MOORE	1:38.688	1:38.716	0.028
7	33	HEGARTY / NEAVE	57.321	33	HEGARTY / NEAVE	42.109	7	33	HEGARTY / NEAVE	1:39.430	1:39.430	0.000
8	26	ATKINSON / MIDDLETON	57.556	3	C HARRISON / WINKLE	42.732	8	26	ATKINSON / MIDDLE	1:40.339	1:40.339	0.000
9	3	C HARRISON / WINKLE	57.698	26	ATKINSON / MIDDLETON	42.783	9	3	C HARRISON / WINKI	1:40.430	1:40.668	0.238
10	5	D HARRISON / BINNS	58.084	5	D HARRISON / BINNS	42.917	10	5	D HARRISON / BINNS	1:41.001	1:41.034	0.033
11	42	CURRIE / SHARP	58.951	12	JACKSON / ROBERTS	43.300	11	42	CURRIE / SHARP	1:42.336	1:42.336	0.000
12	60	TOM QUAYE / TH. QUAYE	59.083	42	CURRIE / SHARP	43.385	12	12	JACKSON / ROBERTS	1:42.605	1:43.209	0.604
13	71	SCHOFIELD / COLBROOK	59.097	71	SCHOFIELD / COLBROOK	43.641	13	60	TOM QUAYE / TH. QL	1:42.732	1:42.905	0.173
14	12	JACKSON / ROBERTS	59.305	60	TOM QUAYE / TH. QUAYE	43.649	14	71	SCHOFIELD / COLBR	1:42.738	1:42.738	0.000
15	55	RUSSELL / COOKE	1:00.141	68	S CHANDLER / B CHANDLER	44.614	15	68	S CHANDLER / B CH/	1:45.023	1:45.488	0.465
16	68	S CHANDLER / B CHANDLER	1:00.409	117	SCHOFIELD / DAVIES	44.765	16	55	RUSSELL / COOKE	1:45.065	1:45.440	0.375
17	37	MORPHET / REILLY	1:00.424	37	MORPHET / REILLY	44.906	17	117	SCHOFIELD / DAVIES	1:45.229	1:45.682	0.453
18	6	BAKER / FITZPATRICK	1:00.430	55	RUSSELL / COOKE	44.924	18	37	MORPHET / REILLY	1:45.330	1:45.435	0.105
19	117	SCHOFIELD / DAVIES	1:00.464	6	BAKER / FITZPATRICK	45.168	19	6	BAKER / FITZPATRIC	1:45.598	1:46.503	0.905

International Sidecar Revival 2022

FSRA British F2 Sidecars

RACE 1 - STATISTICS

Competitors Started	19
Planned Start	2022-08-07 @ 10:15:00.000
Actual Start	2022-08-07 @ 10:20:07.918
Finish Time	2022-08-07 @ 10:36:28.736
Track Length	2.1800mi.
Total Laps	175
Total Distance Covered	381.5032mi.

Session Fastest Lap History

NO	CL	NAME	LAP TIME	TIME OF DAY	LAP	VEHICLE
18	SUPER	GIBSON / MOORE	1:39.253	10:23:31.888	2	CES F2 SUZUKI
18	SUPER	GIBSON / MOORE	1:38.716	10:25:10.604	3	CES F2 SUZUKI
99	SUPER	S RAMSDEN / M RAMSDEN	1:38.398	10:25:11.403	3	Honda LCR
1	WC	B BIRCHALL / T BIRCHALL	1:37.887	10:25:11.487	3	LCR Honda
1	WC	B BIRCHALL / T BIRCHALL	1:36.422	10:26:47.961	4	LCR Honda
1	WC	B BIRCHALL / T BIRCHALL	1:35.958	10:28:23.918	5	LCR Honda

Session Leader History

NO	CL	NAME	FROM LAP	LAPS LED	DISTANCE	VEHICLE
18	SUPER	GIBSON / MOORE	1	3	6.54 miles	CES F2 SUZUKI
1	WC	B BIRCHALL / T BIRCHALL	4	7	15.26 miles	LCR Honda

Flag History

TYPE	TIME OF DAY
GREEN	10:20:07.918
FINISH	10:36:28.736

Flag Statistics

TYPE	COUNT	TOTAL LAPS	TOTAL TIME
Green	1	10	18:02.571
Red	0	0	0.000
Safety Car	0	0	0.000
FCY	0	0	0.000

International Sidecar Revival 2022

FSRA British F2 Sidecars

RACE 1 - STATISTICS

CLASS : SUPER

9 Starters

Fastest Lap History

NO	NAME	LAP TIME	TIME OF DAY	LAP	VEHICLE
18	GIBSON / MOORE	1:39.253	10:23:31.888	2	CES F2 SUZUKI
18	GIBSON / MOORE	1:38.716	10:25:10.604	3	CES F2 SUZUKI
99	S RAMSDEN / M RAMSDEN	1:38.398	10:25:11.403	3	Honda LCR
72	FOUND S / WALMSLEY	1:38.126	10:25:16.084	3	Rowtec LCF600
72	FOUND S / WALMSLEY	1:37.007	10:26:53.090	4	Rowtec LCF600

Leader History

NO	NAME	FROM LAP	LAPS LED	DISTANCE	VEHICLE
18	GIBSON / MOORE	1	6	13.08 miles	CES F2 SUZUKI
72	FOUND S / WALMSLEY	7	4	8.72 miles	Rowtec LCF600

International Sidecar Revival 2022

FSRA British F2 Sidecars

RACE 1 - STATISTICS

CLASS : CUP

7 Starters

Fastest Lap History

NO	NAME	LAP TIME	TIME OF DAY	LAP	VEHICLE
26	ATKINSON / MIDDLETON	1:40.339	10:23:36.701	2	Bellas F2

Leader History

NO	NAME	FROM LAP	LAPS LED	DISTANCE	VEHICLE
26	ATKINSON / MIDDLETON	1	10	21.80 miles	Bellas F2

International Sidecar Revival 2022

FSRA British F2 Sidecars

RACE 1 - STATISTICS

CLASS : WC

3 Starters

Fastest Lap History

NO	NAME	LAP TIME	TIME OF DAY	LAP	VEHICLE
1	B BIRCHALL / T BIRCHALL	1:39.393	10:23:33.651	2	LCR Honda
1	B BIRCHALL / T BIRCHALL	1:37.887	10:25:11.487	3	LCR Honda
1	B BIRCHALL / T BIRCHALL	1:36.422	10:26:47.961	4	LCR Honda
1	B BIRCHALL / T BIRCHALL	1:35.958	10:28:23.918	5	LCR Honda

Leader History

NO	NAME	FROM LAP	LAPS LED	DISTANCE	VEHICLE
1	B BIRCHALL / T BIRCHALL	1	10	21.80 miles	LCR Honda




International Sidecar Revival 2022

FSRA British F2 Sidecars

RACE 10 - GRID (10 Laps)

ROW 12	23	32	HORSPOLE / COLE				
ROW 11	21	39	B MOORE / A DODD	22	14	LOCKEY / BINNS	
ROW 10		19	7	R CROWE / C CROWE	20	8	ILARIA / BROWN
ROW 9	17	6	BAKER / FITZPATRICK	18	71	SCHOFIELD / COLBROOK	
ROW 8		15	37	MORPHET / REILLY	16	55	RUSSELL / COOKE
ROW 7	13	68	S CHANDLER / B CHANDLER	14	117	SCHOFIELD / DAVIES	
ROW 6		11	42	CURRIE / SHARP	12	60	TOM QUAYE / TH. QUAYE
ROW 5	9	5	D HARRISON / BINNS	10	12	JACKSON / ROBERTS	
ROW 4		7	3	C HARRISON / WINKLE	8	26	ATKINSON / MIDDLETON
ROW 3	5	72	FOUNDS / WALMSLEY	6	1	B BIRCHALL / T BIRCHALL	
ROW 2		3	99	S RAMSDEN / M RAMSDEN	4	2	HOLDEN / LOWTHER
ROW 1	1	33	HEGARTY / NEAVE	2	18	GIBSON / MOORE	

Pole



Cadwell Park: 2.1800 miles

These results are provisional until the conclusion of any judicial and technical matters.

Clerk Of Course :	Stewards :	Timekeeper : <i>Craig Smith</i>
-------------------	------------	------------------------------------

Results can be found at www.tsl-timing.com

Printed - 10:40 Sunday, 07 August 2022





International Sidecar Revival 2022

FSRA British F2 Sidecars

RACE 10 - CLASSIFICATION

POS	NO	CL	PIC	NAME	ENTRY	LAPS	TIME	GAP	DIFF	MPH	BEST	ON
1	1	WC	1	B BIRCHALL / T BIRCHALL	LCR Honda - Haith / Birchall Racing	10	16:19.956			80.08	1:36.395	7
2	72	SUPER	1	FOUND / WALMSLEY	Rowtec LCF600 - Rowtec	10	16:25.131	5.175	5.175	79.66	1:36.881	8
3	2	SUPER	2	HOLDEN / LOWTHER	LCR - Barnes Racing	10	16:38.987	19.031	13.856	78.56	1:37.988	3
4	99	SUPER	3	S RAMSDEN / M RAMSDEN	Honda LCR - Ramsden Racing	10	16:39.962	20.006	0.975	78.48	1:38.300	4
5	18	SUPER	4	GIBSON / MOORE	CES F2 SUZUKI - CES	10	16:55.244	35.288	15.282	77.30	1:40.386	3
6	3	SUPER	5	C HARRISON / WINKLE	Bellas HONDA - Town Garage	10	16:59.166	39.210	3.922	77.00	1:40.394	4
7	26	CUP	1	ATKINSON / MIDDLETON	Bellas F2 - Artic	10	17:14.154	54.198	14.988	75.88	1:41.478	3
8	12	SUPER	6	JACKSON / ROBERTS	DMR SUZUKI - A.V Craine & sons	10	17:17.614	57.658	3.460	75.63	1:42.423	5
9	5	WC	2	D HARRISON / BINNS	Ireson -	10	17:18.959	59.003	1.345	75.53	1:41.921	9
10	8	CUP	2	ILARIA / BROWN	DDM 600 - Powerhouse	10	17:22.235	1:02.279	3.276	75.30	1:41.705	9
11	42	WC	3	CURRIE / SHARP	LCR Honda - Birchall Racing	10	17:22.951	1:02.995	0.716	75.24	1:42.827	9
12	37	CUP	3	MORPHET / REILLY	LCR Suzuki -	10	17:51.160	1:31.204	28.209	73.26	1:45.701	2
13	6	SUPER	7	BAKER / FITZPATRICK	Baker Suzuki K10 - Marin	10	18:10.832	1:50.876	19.672	71.94	1:45.946	3

NOT CLASSIFIED

DNF	33	SUPER		HEGARTY / NEAVE	Christie HONDA -	7	11:46.800	3 Laps	3 Laps	77.72	1:39.679	7
DNF	60	CUP		TOM QUAYE / TH. QUAYE	- Meon Valley Racing	5	8:56.905	5 Laps	2 Laps	73.08	1:44.615	2
DNF	55	CUP		RUSSELL / COOKE	Shelbourne SUZUKI -	3	5:29.722	7 Laps	2 Laps	71.40	1:46.170	3
DNF	117	CUP		C SCHOFIELD / COLBROOK	Baker Honda -	1	2:03.430	9 Laps	2 Laps	63.58		

FASTEST LAP

	1	WC		B BIRCHALL / T BIRCHALL	LCR Honda - Haith / Birchall Racing	7	1:36.395		81.41 mph		131.02 kph	
	72	SUPER		FOUND / WALMSLEY	Rowtec LCF600 - Rowtec	8	1:36.881		81.00 mph		130.36 kph	
	26	CUP		ATKINSON / MIDDLETON	Bellas F2 - Artic	3	1:41.478		77.33 mph		124.46 kph	

Class WC - 92.5% of Race Speed = 74.07 mph
 Class SUPER - 92.5% of Race Speed = 73.68 mph
 Class CUP - 92.5% of Race Speed = 70.18 mph

Weather / Track : Bright / Dry

These results are provisional until the conclusion of any judicial and technical matters.

Race Distance: 10 Laps / 21.80 miles

Cadwell Park: 2.1800 miles

Date: 07/08/2022 Start: 15:09 Finish: 15:26

Clerk Of Course :

Stewards :

Timekeeper :

Results can be found at www.tsl-timing.com

Printed - 15:28 Sunday, 07 August 2022



International Sidecar Revival 2022

FSRA British F2 Sidecars

RACE 10 - LAP CHART

LAP 1 @ 15:11:43.244

NO	BEHIND	LAP TIME
2		1:44.999
72	0.482	1:45.481
99	0.898	1:45.897
1	1.104	1:46.103
33	2.073	1:47.072
18	3.170	1:48.169
3	3.459	1:48.458
26	4.418	1:49.417
12	5.839	1:50.838
42	7.190	1:52.189
5	7.544	1:52.543
60	8.884	1:53.883
37	9.144	1:54.143
8	9.590	1:54.589
6	10.605	1:55.604
55	11.086	1:56.085
117	18.431	2:03.430

LAP 2 @ 15:13:22.410

NO	BEHIND	LAP TIME
72		1:38.684
2	0.868	1:40.034
1	1.109	1:39.171
99	1.694	1:39.962
33	2.924	1:40.017
18	5.077	1:41.073
3	5.416	1:41.123
26	7.026	1:41.774
12	9.523	1:42.850
42	10.874	1:42.850
5	12.225	1:43.847
60	14.333	1:44.615
8	14.448	1:44.024
37	15.679	1:45.701
6	19.277	1:47.838
55	19.387	1:47.467

LAP 3 @ 15:14:59.366

NO	BEHIND	LAP TIME
72		1:36.956
2	1.900	1:37.988
1	2.285	1:38.132
99	3.266	1:38.528
33	6.138	1:40.170
18	8.507	1:40.386
3	9.381	1:40.921
26	11.548	1:41.478
12	15.201	1:42.634
42	17.108	1:43.190
5	18.368	1:43.099
60	22.395	1:45.018
8	22.558	1:45.066
37	24.595	1:45.872
6	28.267	1:45.946
55	28.601	1:46.170

LAP 4 @ 15:16:36.697

NO	BEHIND	LAP TIME
72		1:37.331
1	1.575	1:36.621
2	3.312	1:38.743

99	4.235	1:38.300
33	8.923	1:40.116
18	11.664	1:40.488
3	12.444	1:40.394
26	16.403	1:42.186
12	20.629	1:42.759
42	22.609	1:42.832
5	24.554	1:43.517
8	28.537	1:43.310
60	30.811	1:45.747
37	33.252	1:45.988
6	38.734	1:47.798

LAP 5 @ 15:18:14.235

NO	BEHIND	LAP TIME
72		1:37.538
1	1.297	1:37.260
2	5.670	1:39.896
99	6.166	1:39.469
33	11.256	1:39.871
18	14.691	1:40.565
3	15.988	1:41.082
26	21.411	1:42.546
12	25.514	1:42.423
42	28.398	1:43.327
5	29.753	1:42.737
8	34.484	1:43.485
60	40.915	1:47.642
37	42.538	1:46.824
6	49.133	1:47.937

LAP 6 @ 15:19:52.256

NO	BEHIND	LAP TIME
1		1:36.724
72	0.567	1:38.588
2	7.009	1:39.360
99	7.503	1:39.358
33	13.110	1:39.875
18	17.271	1:40.601
3	18.574	1:40.607
26	25.949	1:42.559
12	30.809	1:43.316
42	34.482	1:44.105
5	34.617	1:42.885
8	39.034	1:42.571
37	50.958	1:46.441
6	59.728	1:48.616

LAP 7 @ 15:21:28.651

NO	BEHIND	LAP TIME
1		1:36.395
72	1.210	1:37.038
2	9.879	1:39.265
99	10.316	1:39.208
33	16.394	1:39.679
18	21.289	1:40.413
3	22.985	1:40.806
26	32.676	1:43.122
12	37.839	1:43.425
5	42.000	1:43.778
42	42.753	1:44.666
8	45.393	1:42.754
37	1:00.657	1:46.094
6	1:11.676	1:48.343

LAP 8 @ 15:23:05.246

NO	BEHIND	LAP TIME
1		1:36.595
72	1.496	1:36.881
2	12.556	1:39.272
99	12.853	1:39.132
18	25.971	1:41.277
3	28.443	1:42.053
26	39.337	1:43.256
12	44.251	1:43.007
5	47.674	1:42.269
42	49.454	1:43.296
8	50.839	1:42.041
37	1:10.868	1:46.806
6	1:24.575	1:49.494

LAP 9 @ 15:24:41.642

NO	BEHIND	LAP TIME
1		1:36.396
72	3.793	1:38.693
2	15.456	1:39.296
99	16.207	1:39.750
18	30.432	1:40.857
3	34.029	1:41.982
26	45.872	1:42.931
12	50.712	1:42.857
5	53.199	1:41.921
42	55.885	1:42.827
8	56.148	1:41.705
37	1:21.259	1:46.787
6	1:36.460	1:48.281

LAP 10 @ 15:26:18.201

NO	BEHIND	LAP TIME
1		1:36.559
72	5.175	1:37.941
2	19.031	1:40.134
99	20.006	1:40.358
18	35.288	1:41.415
3	39.210	1:41.740
26	54.198	1:44.885
12	57.658	1:43.505
5	59.003	1:42.363
8	1:02.279	1:42.690
42	1:02.995	1:43.669
37	1:31.204	1:46.504
6	1:50.876	1:50.975

International Sidecar Revival 2022

FSRA British F2 Sidecars

RACE 10 - SECTOR ANALYSIS



SECTOR 1 = FL to I1, SECTOR 2 = I1 to FL, DIFF = Difference To Personal Best Lap, P = Crossed Finish Line in Pit Lane, D = Time Disallowed

P1		1 WC		B BIRCHALL / T BIRCHALL		LCR Honda - Haith / Birchall Racing	
IDEAL LAP TIME : 1:36.165		BEST LAP TIME : 1:36.395		DIFFERENCE : 0.230			
LAP	SECTOR 1	SECTOR 2	LAP TIME	MPH	DIFF	TIME OF DAY	
1 -		42.024	1:46.103	73.96	9.708	15:11:44.348	
2 -	56.780	42.391	1:39.171	79.13	2.776	15:13:23.519	
3 -	56.558	41.574	1:38.132	79.97	1.737	15:15:01.651	
4 -	55.426	41.195	1:36.621	81.22	0.226	15:16:38.272	
5 -	55.974	41.286	1:37.260	80.69	0.865	15:18:15.532	
6 -	55.132	41.592	1:36.724	81.13	0.329	15:19:52.256	
7 -	55.185	41.210	1:36.395 (1)	81.41		15:21:28.651	
8 -	55.562	41.033	1:36.595	81.24	0.200	15:23:05.246	
9 -	55.156	41.240	1:36.396 (2)	81.41	0.001	15:24:41.642	
10 -	55.471	41.088	1:36.559 (3)	81.27	0.164	15:26:18.201	

P2		72 SUPER		FOUNDS / WALMSLEY		Rowtec LCF600 - Rowtec	
IDEAL LAP TIME : 1:36.645		BEST LAP TIME : 1:36.881		DIFFERENCE : 0.236			
LAP	SECTOR 1	SECTOR 2	LAP TIME	MPH	DIFF	TIME OF DAY	
1 -		42.597	1:45.481	74.40	8.600	15:11:43.726	
2 -	56.933	41.751	1:38.684	79.52	1.803	15:13:22.410	
3 -	55.604	41.352	1:36.956 (2)	80.94	0.075	15:14:59.366	
4 -	55.771	41.560	1:37.331	80.63	0.450	15:16:36.697	
5 -	55.675	41.863	1:37.538	80.46	0.657	15:18:14.235	
6 -	55.686	42.902	1:38.588	79.60	1.707	15:19:52.823	
7 -	55.662	41.376	1:37.038 (3)	80.87	0.157	15:21:29.861	
8 -	55.293	41.588	1:36.881 (1)	81.00		15:23:06.742	
9 -	55.800	42.893	1:38.693	79.51	1.812	15:24:45.435	
10 -	55.908	42.033	1:37.941	80.13	1.060	15:26:23.376	

P3		2 SUPER		HOLDEN / LOWTHER		LCR - Barnes Racing	
IDEAL LAP TIME : 1:37.988		BEST LAP TIME : 1:37.988		DIFFERENCE : 0.000			
LAP	SECTOR 1	SECTOR 2	LAP TIME	MPH	DIFF	TIME OF DAY	
1 -		42.270	1:44.999	74.74	7.011	15:11:43.244	
2 -	57.613	42.421	1:40.034	78.45	2.046	15:13:23.278	
3 -	56.597	41.391	1:37.988 (1)	80.09		15:15:01.266	
4 -	56.879	41.864	1:38.743 (2)	79.47	0.755	15:16:40.009	
5 -	56.951	42.945	1:39.896	78.56	1.908	15:18:19.905	
6 -	56.999	42.361	1:39.360	78.98	1.372	15:19:59.265	
7 -	56.989	42.276	1:39.265 (3)	79.06	1.277	15:21:38.530	
8 -	57.122	42.150	1:39.272	79.05	1.284	15:23:17.802	
9 -	57.191	42.105	1:39.296	79.03	1.308	15:24:57.098	
10 -	57.757	42.377	1:40.134	78.37	2.146	15:26:37.232	

P4		99 SUPER		S RAMSDEN / M RAMSDEN		Honda LCR - Ramsden Racing	
IDEAL LAP TIME : 1:38.188		BEST LAP TIME : 1:38.300		DIFFERENCE : 0.112			
LAP	SECTOR 1	SECTOR 2	LAP TIME	MPH	DIFF	TIME OF DAY	
1 -		42.085	1:45.897	74.10	7.597	15:11:44.142	
2 -	57.527	42.435	1:39.962	78.51	1.662	15:13:24.104	
3 -	56.420	42.108	1:38.528 (2)	79.65	0.228	15:15:02.632	
4 -	56.482	41.818	1:38.300 (1)	79.83		15:16:40.932	
5 -	56.370	43.099	1:39.469	78.89	1.169	15:18:20.401	
6 -	56.714	42.644	1:39.358	78.98	1.058	15:19:59.759	
7 -	56.624	42.584	1:39.208	79.10	0.908	15:21:38.967	
8 -	56.996	42.136	1:39.132 (3)	79.16	0.832	15:23:18.099	
9 -	57.317	42.433	1:39.750	78.67	1.450	15:24:57.849	
10 -	57.233	43.125	1:40.358	78.20	2.058	15:26:38.207	

International Sidecar Revival 2022

FSRA British F2 Sidecars

RACE 10 - SECTOR ANALYSIS



SECTOR 1 = FL to I1, SECTOR 2 = I1 to FL, DIFF = Difference To Personal Best Lap, P = Crossed Finish Line in Pit Lane, D = Time Disallowed

P5 18 SUPER GIBSON / MOORE			CES F2 SUZUKI - CES			
IDEAL LAP TIME : 1:40.224		BEST LAP TIME : 1:40.386		DIFFERENCE : 0.162		
LAP	SECTOR 1	SECTOR 2	LAP TIME	MPH	DIFF	TIME OF DAY
1 -		43.388	1:48.169	72.55	7.783	15:11:46.414
2 -	57.879	43.194	1:41.073	77.64	0.687	15:13:27.487
3 -	57.924	42.462	1:40.386 (1)	78.17		15:15:07.873
4 -	57.762	42.726	1:40.488 (3)	78.09	0.102	15:16:48.361
5 -	57.871	42.694	1:40.565	78.03	0.179	15:18:28.926
6 -	57.821	42.780	1:40.601	78.01	0.215	15:20:09.527
7 -	57.893	42.520	1:40.413 (2)	78.15	0.027	15:21:49.940
8 -	58.069	43.208	1:41.277	77.49	0.891	15:23:31.217
9 -	58.230	42.627	1:40.857	77.81	0.471	15:25:12.074
10 -	58.244	43.171	1:41.415	77.38	1.029	15:26:53.489

P6 3 SUPER C HARRISON / WINKLE			Bellas HONDA - Town Garage			
IDEAL LAP TIME : 1:40.214		BEST LAP TIME : 1:40.394		DIFFERENCE : 0.180		
LAP	SECTOR 1	SECTOR 2	LAP TIME	MPH	DIFF	TIME OF DAY
1 -		43.219	1:48.458	72.35	8.064	15:11:46.703
2 -	58.201	42.922	1:41.123	77.60	0.729	15:13:27.826
3 -	58.182	42.739	1:40.921	77.76	0.527	15:15:08.747
4 -	57.606	42.788	1:40.394 (1)	78.17		15:16:49.141
5 -	57.534	43.548	1:41.082	77.64	0.688	15:18:30.223
6 -	57.909	42.698	1:40.607 (2)	78.00	0.213	15:20:10.830
7 -	58.126	42.680	1:40.806 (3)	77.85	0.412	15:21:51.636
8 -	58.891	43.162	1:42.053	76.90	1.659	15:23:33.689
9 -	58.743	43.239	1:41.982	76.95	1.588	15:25:15.671
10 -	58.347	43.393	1:41.740	77.13	1.346	15:26:57.411

P7 26 CUP ATKINSON / MIDDLETON			Bellas F2 - Artic			
IDEAL LAP TIME : 1:41.387		BEST LAP TIME : 1:41.478		DIFFERENCE : 0.091		
LAP	SECTOR 1	SECTOR 2	LAP TIME	MPH	DIFF	TIME OF DAY
1 -		43.673	1:49.417	71.72	7.939	15:11:47.662
2 -	58.369	43.405	1:41.774 (2)	77.11	0.296	15:13:29.436
3 -	57.982	43.496	1:41.478 (1)	77.33		15:15:10.914
4 -	58.401	43.785	1:42.186 (3)	76.80	0.708	15:16:53.100
5 -	58.589	43.957	1:42.546	76.53	1.068	15:18:35.646
6 -	58.649	43.910	1:42.559	76.52	1.081	15:20:18.205
7 -	58.971	44.151	1:43.122	76.10	1.644	15:22:01.327
8 -	58.963	44.293	1:43.256	76.00	1.778	15:23:44.583
9 -	58.879	44.052	1:42.931	76.24	1.453	15:25:27.514
10 -	59.627	45.258	1:44.885	74.82	3.407	15:27:12.399

P8 12 SUPER JACKSON / ROBERTS			DMR SUZUKI - A.V Craine & sons			
IDEAL LAP TIME : 1:42.353		BEST LAP TIME : 1:42.423		DIFFERENCE : 0.070		
LAP	SECTOR 1	SECTOR 2	LAP TIME	MPH	DIFF	TIME OF DAY
1 -		43.812	1:50.838	70.80	8.415	15:11:49.083
2 -	59.291	43.559	1:42.850	76.30	0.427	15:13:31.933
3 -	59.301	43.333	1:42.634 (2)	76.46	0.211	15:15:14.567
4 -	59.519	43.240	1:42.759 (3)	76.37	0.336	15:16:57.326
5 -	59.361	43.062	1:42.423 (1)	76.62		15:18:39.749
6 -	59.310	44.006	1:43.316	75.96	0.893	15:20:23.065
7 -	59.898	43.527	1:43.425	75.88	1.002	15:22:06.490
8 -	59.406	43.601	1:43.007	76.18	0.584	15:23:49.497
9 -	59.608	43.249	1:42.857	76.30	0.434	15:25:32.354
10 -	59.429	44.076	1:43.505	75.82	1.082	15:27:15.859

International Sidecar Revival 2022

FSRA British F2 Sidecars

RACE 10 - SECTOR ANALYSIS



SECTOR 1 = FL to I1, SECTOR 2 = I1 to FL, DIFF = Difference To Personal Best Lap, P = Crossed Finish Line in Pit Lane, D = Time Disallowed

P9		5 WC		D HARRISON / BINNS		Ireson -	
IDEAL LAP TIME : 1:41.921		BEST LAP TIME : 1:41.921		DIFFERENCE : 0.000			
LAP	SECTOR 1	SECTOR 2	LAP TIME	MPH	DIFF	TIME OF DAY	
1 -		45.179	1:52.543	69.73	10.622	15:11:50.788	
2 -	59.791	44.056	1:43.847	75.57	1.926	15:13:34.635	
3 -	59.555	43.544	1:43.099	76.12	1.178	15:15:17.734	
4 -	58.948	44.569	1:43.517	75.81	1.596	15:17:01.251	
5 -	58.937	43.800	1:42.737	76.38	0.816	15:18:43.988	
6 -	59.179	43.706	1:42.885	76.27	0.964	15:20:26.873	
7 -	59.627	44.151	1:43.778	75.62	1.857	15:22:10.651	
8 -	58.765	43.504	1:42.269 (2)	76.73	0.348	15:23:52.920	
9 -	58.493	43.428	1:41.921 (1)	77.00		15:25:34.841	
10 -	58.618	43.745	1:42.363 (3)	76.66	0.442	15:27:17.204	

P10		8 CUP		ILARIA / BROWN		DDM 600 - Powerhouse	
IDEAL LAP TIME : 1:41.306		BEST LAP TIME : 1:41.705		DIFFERENCE : 0.399			
LAP	SECTOR 1	SECTOR 2	LAP TIME	MPH	DIFF	TIME OF DAY	
1 -		45.589	1:54.589	68.48	12.884	15:11:52.834	
2 -	59.410	44.614	1:44.024	75.44	2.319	15:13:36.858	
3 -	1:00.112	44.954	1:45.066	74.69	3.361	15:15:21.924	
4 -	59.197	44.113	1:43.310	75.96	1.605	15:17:05.234	
5 -	58.112	45.373	1:43.485	75.83	1.780	15:18:48.719	
6 -	58.597	43.974	1:42.571 (3)	76.51	0.866	15:20:31.290	
7 -	58.676	44.078	1:42.754	76.37	1.049	15:22:14.044	
8 -	58.304	43.737	1:42.041 (2)	76.91	0.336	15:23:56.085	
9 -	58.511	43.194	1:41.705 (1)	77.16		15:25:37.790	
10 -	58.985	43.705	1:42.690	76.42	0.985	15:27:20.480	

P11		42 WC		CURRIE / SHARP		LCR Honda - Birchall Racing	
IDEAL LAP TIME : 1:42.708		BEST LAP TIME : 1:42.827		DIFFERENCE : 0.119			
LAP	SECTOR 1	SECTOR 2	LAP TIME	MPH	DIFF	TIME OF DAY	
1 -		44.629	1:52.189	69.95	9.362	15:11:50.434	
2 -	59.485	43.365	1:42.850 (3)	76.30	0.023	15:13:33.284	
3 -	59.694	43.496	1:43.190	76.05	0.363	15:15:16.474	
4 -	59.424	43.408	1:42.832 (2)	76.31	0.005	15:16:59.306	
5 -	59.448	43.879	1:43.327	75.95	0.500	15:18:42.633	
6 -	1:00.035	44.070	1:44.105	75.38	1.278	15:20:26.738	
7 -	1:00.097	44.569	1:44.666	74.98	1.839	15:22:11.404	
8 -	59.646	43.650	1:43.296	75.97	0.469	15:23:54.700	
9 -	59.343	43.484	1:42.827 (1)	76.32		15:25:37.527	
10 -	59.643	44.026	1:43.669	75.70	0.842	15:27:21.196	

P12		37 CUP		MORPHET / REILLY		LCR Suzuki -	
IDEAL LAP TIME : 1:45.679		BEST LAP TIME : 1:45.701		DIFFERENCE : 0.022			
LAP	SECTOR 1	SECTOR 2	LAP TIME	MPH	DIFF	TIME OF DAY	
1 -		45.359	1:54.143	68.75	8.442	15:11:52.388	
2 -	1:00.955	44.746	1:45.701 (1)	74.24		15:13:38.089	
3 -	1:01.088	44.784	1:45.872 (2)	74.12	0.171	15:15:23.961	
4 -	1:01.102	44.886	1:45.988 (3)	74.04	0.287	15:17:09.949	
5 -	1:01.376	45.448	1:46.824	73.46	1.123	15:18:56.773	
6 -	1:01.315	45.126	1:46.441	73.73	0.740	15:20:43.214	
7 -	1:01.253	44.841	1:46.094	73.97	0.393	15:22:29.308	
8 -	1:01.844	44.962	1:46.806	73.47	1.105	15:24:16.114	
9 -	1:02.033	44.754	1:46.787	73.49	1.086	15:26:02.901	
10 -	1:01.780	44.724	1:46.504	73.68	0.803	15:27:49.405	

International Sidecar Revival 2022

FSRA British F2 Sidecars

RACE 10 - SECTOR ANALYSIS



SECTOR 1 = FL to I1, SECTOR 2 = I1 to FL, DIFF = Difference To Personal Best Lap, P = Crossed Finish Line in Pit Lane, D = Time Disallowed

P13 6 SUPER BAKER / FITZPATRICK		Baker Suzuki K10 - Marin				
IDEAL LAP TIME : 1:45.946		BEST LAP TIME : 1:45.946		DIFFERENCE : 0.000		
LAP	SECTOR 1	SECTOR 2	LAP TIME	MPH	DIFF	TIME OF DAY
1 -		45.783	1:55.604	67.88	9.658	15:11:53.849
2 -	1:01.864	45.974	1:47.838 (3)	72.77	1.892	15:13:41.687
3 -	1:00.803	45.143	1:45.946 (1)	74.07		15:15:27.633
4 -	1:01.788	46.010	1:47.798 (2)	72.80	1.852	15:17:15.431
5 -	1:01.619	46.318	1:47.937	72.70	1.991	15:19:03.368
6 -	1:02.253	46.363	1:48.616	72.25	2.670	15:20:51.984
7 -	1:02.060	46.283	1:48.343	72.43	2.397	15:22:40.327
8 -	1:02.723	46.771	1:49.494	71.67	3.548	15:24:29.821
9 -	1:01.972	46.309	1:48.281	72.47	2.335	15:26:18.102
10 -	1:03.866	47.109	1:50.975	70.71	5.029	15:28:09.077

P14 33 SUPER HEGARTY / NEAVE		Christie HONDA -				
IDEAL LAP TIME : 1:39.629		BEST LAP TIME : 1:39.679		DIFFERENCE : 0.050		
LAP	SECTOR 1	SECTOR 2	LAP TIME	MPH	DIFF	TIME OF DAY
1 -		43.296	1:47.072	73.29	7.393	15:11:45.317
2 -	57.807	42.210	1:40.017	78.46	0.338	15:13:25.334
3 -	57.589	42.581	1:40.170	78.34	0.491	15:15:05.504
4 -	57.729	42.387	1:40.116	78.38	0.437	15:16:45.620
5 -	57.626	42.245	1:39.871 (2)	78.58	0.192	15:18:25.491
6 -	57.713	42.162	1:39.875 (3)	78.57	0.196	15:20:05.366
7 -	57.467	42.212	1:39.679 (1)	78.73		15:21:45.045

P15 60 CUP TOM QUAYE / TH. QUAYE		- Meon Valley Racing				
IDEAL LAP TIME : 1:44.615		BEST LAP TIME : 1:44.615		DIFFERENCE : 0.000		
LAP	SECTOR 1	SECTOR 2	LAP TIME	MPH	DIFF	TIME OF DAY
1 -		45.739	1:53.883	68.91	9.268	15:11:52.128
2 -	59.878	44.737	1:44.615 (1)	75.01		15:13:36.743
3 -	1:00.084	44.934	1:45.018 (2)	74.73	0.403	15:15:21.761
4 -	1:00.911	44.836	1:45.747 (3)	74.21	1.132	15:17:07.508
5 -	1:01.782	45.860	1:47.642	72.90	3.027	15:18:55.150

P16 55 CUP RUSSELL / COOKE		Shelbourne SUZUKI -				
IDEAL LAP TIME : 1:46.170		BEST LAP TIME : 1:46.170		DIFFERENCE : 0.000		
LAP	SECTOR 1	SECTOR 2	LAP TIME	MPH	DIFF	TIME OF DAY
1 -		45.223	1:56.085	67.60	9.915	15:11:54.330
2 -	1:01.692	45.775	1:47.467 (2)	73.02	1.297	15:13:41.797
3 -	1:01.025	45.145	1:46.170 (1)	73.91		15:15:27.967

P17 117 CUP C SCHOFIELD / COLBROOK		Baker Honda -				
IDEAL LAP TIME : 2:07.809		BEST LAP TIME :		DIFFERENCE :		
LAP	SECTOR 1	SECTOR 2	LAP TIME	MPH	DIFF	TIME OF DAY
1 -		51.120	2:03.430	63.58		15:12:01.675

International Sidecar Revival 2022

FSRA British F2 Sidecars

RACE 10 - BEST SECTORS

SECTOR 1			SECTOR 2			IDEAL / BEST COMPARISON						
POS	NO	NAME	TIME	NO	NAME	TIME	POS	NO	NAME	IDEAL	BEST	DIFF
									PERFECT LAP	1:36.165		
1	1	B BIRCHALL / T BIRCHALL	55.132	1	B BIRCHALL / T BIRCHALL	41.033	1	1	B BIRCHALL / T BIRC	1:36.165	1:36.395	0.230
2	72	FOUND / WALMSLEY	55.293	72	FOUND / WALMSLEY	41.352	2	72	FOUND / WALMSLE	1:36.645	1:36.881	0.236
3	99	S RAMSDEN / M RAMSDEN	56.370	2	HOLDEN / LOWTHER	41.391	3	2	HOLDEN / LOWTHER	1:37.988	1:37.988	0.000
4	2	HOLDEN / LOWTHER	56.597	99	S RAMSDEN / M RAMSDEN	41.818	4	99	S RAMSDEN / M RAM	1:38.188	1:38.300	0.112
5	33	HEGARTY / NEAVE	57.467	33	HEGARTY / NEAVE	42.162	5	33	HEGARTY / NEAVE	1:39.629	1:39.679	0.050
6	3	C HARRISON / WINKLE	57.534	18	GIBSON / MOORE	42.462	6	3	C HARRISON / WINKL	1:40.214	1:40.394	0.180
7	18	GIBSON / MOORE	57.762	3	C HARRISON / WINKLE	42.680	7	18	GIBSON / MOORE	1:40.224	1:40.386	0.162
8	26	ATKINSON / MIDDLETON	57.982	12	JACKSON / ROBERTS	43.062	8	8	ILARIA / BROWN	1:41.306	1:41.705	0.399
9	8	ILARIA / BROWN	58.112	8	ILARIA / BROWN	43.194	9	26	ATKINSON / MIDDLE	1:41.387	1:41.478	0.091
10	5	D HARRISON / BINNS	58.493	42	CURRIE / SHARP	43.365	10	5	D HARRISON / BINNS	1:41.921	1:41.921	0.000
11	12	JACKSON / ROBERTS	59.291	26	ATKINSON / MIDDLETON	43.405	11	12	JACKSON / ROBERTS	1:42.353	1:42.423	0.070
12	42	CURRIE / SHARP	59.343	5	D HARRISON / BINNS	43.428	12	42	CURRIE / SHARP	1:42.708	1:42.827	0.119
13	60	TOM QUAYE / TH. QUAYE	59.878	37	MORPHET / REILLY	44.724	13	60	TOM QUAYE / TH. QL	1:44.615	1:44.615	0.000
14	6	BAKER / FITZPATRICK	1:00.803	60	TOM QUAYE / TH. QUAYE	44.737	14	37	MORPHET / REILLY	1:45.679	1:45.701	0.022
15	37	MORPHET / REILLY	1:00.955	6	BAKER / FITZPATRICK	45.143	15	6	BAKER / FITZPATRIC	1:45.946	1:45.946	0.000
16	55	RUSSELL / COOKE	1:01.025	55	RUSSELL / COOKE	45.145	16	55	RUSSELL / COOKE	1:46.170	1:46.170	0.000
17	117	C SCHOFIELD / COLBROOK	1:16.689	117	C SCHOFIELD / COLBROOK	51.120	17	117	C SCHOFIELD / COLB	2:07.809		

International Sidecar Revival 2022

FSRA British F2 Sidecars

RACE 10 - STATISTICS

Competitors Started	17
Planned Start	2022-08-07 @ 15:10:00.000
Actual Start	2022-08-07 @ 15:09:58.244
Finish Time	2022-08-07 @ 15:26:18.200
Track Length	2.1800mi.
Total Laps	146
Total Distance Covered	318.2827mi.

Session Fastest Lap History

NO	CL	NAME	LAP TIME	TIME OF DAY	LAP	VEHICLE
72	SUPER	FOUND / WALMSLEY	1:38.684	15:13:22.429	2	Rowtec LCF600
72	SUPER	FOUND / WALMSLEY	1:36.956	15:14:59.385	3	Rowtec LCF600
1	WC	B BIRCHALL / T BIRCHALL	1:36.621	15:16:38.288	4	LCR Honda
1	WC	B BIRCHALL / T BIRCHALL	1:36.395	15:21:28.667	7	LCR Honda

Session Leader History

NO	CL	NAME	FROM LAP	LAPS LED	DISTANCE	VEHICLE
2	SUPER	HOLDEN / LOWTHER	1	1	2.18 miles	LCR
72	SUPER	FOUND / WALMSLEY	2	4	8.72 miles	Rowtec LCF600
1	WC	B BIRCHALL / T BIRCHALL	6	5	10.90 miles	LCR Honda

Flag History

TYPE	TIME OF DAY
GREEN	15:09:58.244
FINISH	15:26:18.200

Flag Statistics

TYPE	COUNT	TOTAL LAPS	TOTAL TIME
Green	1	10	18:13.618
Red	0	0	0.000
Safety Car	0	0	0.000
FCY	0	0	0.000

International Sidecar Revival 2022

FSRA British F2 Sidecars

RACE 10 - STATISTICS

CLASS : SUPER

8 Starters

Fastest Lap History

NO	NAME	LAP TIME	TIME OF DAY	LAP	VEHICLE
72	FOUND / WALMSLEY	1:38.684	15:13:22.429	2	Rowtec LCF600
72	FOUND / WALMSLEY	1:36.956	15:14:59.385	3	Rowtec LCF600
72	FOUND / WALMSLEY	1:36.881	15:23:06.761	8	Rowtec LCF600

Leader History

NO	NAME	FROM LAP	LAPS LED	DISTANCE	VEHICLE
2	HOLDEN / LOWTHER	1	1	2.18 miles	LCR
72	FOUND / WALMSLEY	2	9	19.62 miles	Rowtec LCF600

International Sidecar Revival 2022

FSRA British F2 Sidecars

RACE 10 - STATISTICS

CLASS : CUP

6 Starters

Fastest Lap History

NO	NAME	LAP TIME	TIME OF DAY	LAP	VEHICLE
26	ATKINSON / MIDDLETON	1:41.774	15:13:29.456	2	Bellas F2
26	ATKINSON / MIDDLETON	1:41.478	15:15:10.935	3	Bellas F2

Leader History

NO	NAME	FROM LAP	LAPS LED	DISTANCE	VEHICLE
26	ATKINSON / MIDDLETON	1	10	21.80 miles	Bellas F2

International Sidecar Revival 2022

FSRA British F2 Sidecars

RACE 10 - STATISTICS

CLASS : WC

3 Starters

Fastest Lap History

NO	NAME	LAP TIME	TIME OF DAY	LAP	VEHICLE
1	B BIRCHALL / T BIRCHALL	1:39.171	15:13:23.535	2	LCR Honda
1	B BIRCHALL / T BIRCHALL	1:38.132	15:15:01.667	3	LCR Honda
1	B BIRCHALL / T BIRCHALL	1:36.621	15:16:38.288	4	LCR Honda
1	B BIRCHALL / T BIRCHALL	1:36.395	15:21:28.667	7	LCR Honda

Leader History

NO	NAME	FROM LAP	LAPS LED	DISTANCE	VEHICLE
1	B BIRCHALL / T BIRCHALL	1	10	21.80 miles	LCR Honda



MOLSON GROUP BRITISH SIDE CAR CHAMPIONSHIP



International Sidecar Festival 2022

Cadwell Park

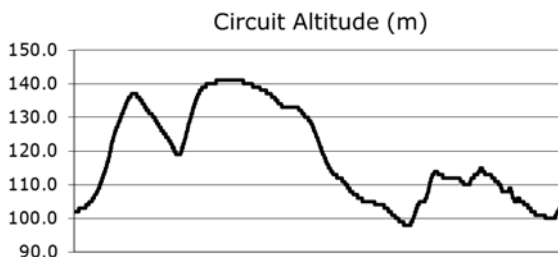
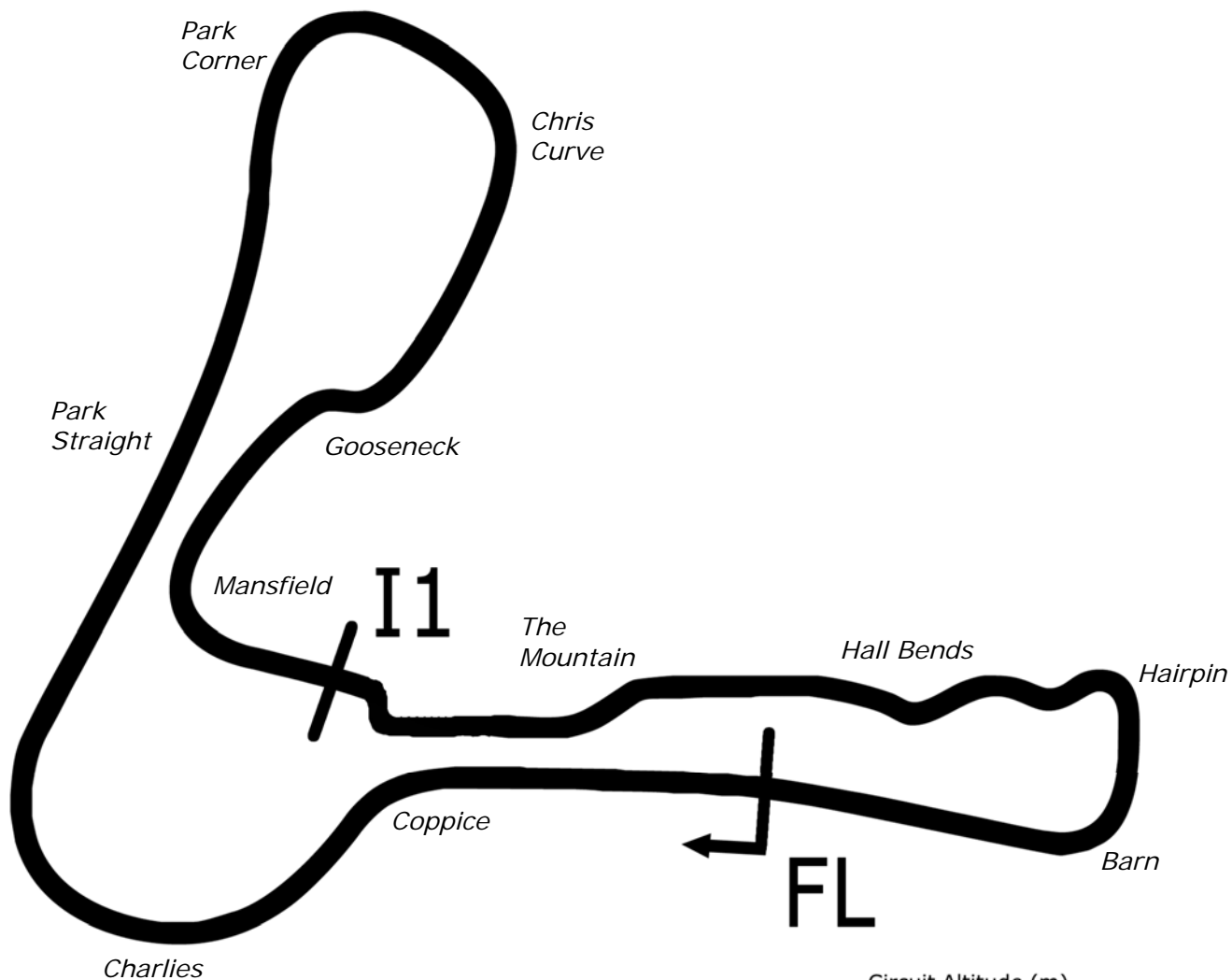
6th / 7th August 2022



Timing & Results Provided by Timing Solutions Ltd

www.tsl-timing.com

Cadwell Park



Length	2.1800 miles	3508.4 m	
FL		53.31024 N	0.05940 W
I1	2330m	53.30708 N	0.06270 W
Pit Entry	3472m	53.31103 N	0.05889 W
Pit Exit	0m after FL	53.31030 N	0.05940 W
Pit Entry-Pit Exit 92m, 6.6s @50kph, 5.5s @60kph			

All results available at www.tsl-timing.com

International Sidecar Revival 2022

2022 Molson Group British Sidecar Championship

FREE PRACTICE - CLASSIFICATION



POS	NO	NAME	ENTRY	TIME	ON	LAPS	GAP	DIFF	MPH
1	6	ELLIS / CLEMENT	LCR Yamaha - Santander Salt	1:32.220	5	6			85.10
2	34	S CHRISTIE / T CHRISTIE	LCR Yamaha - Christie Engineering Services	1:33.576	4	4	1.356	1.356	83.86
3	95	BLACKSTOCK / ROSNEY	LCR Yamaha - Express Tyres Lockerbie	1:33.613	3	4	1.393	0.037	83.83
4	93	HOLDEN / LAWRENCE	LCR Kawasaki - Holden racing	1:35.751	5	7	3.531	2.138	81.96
5	1	B BIRCHALL / T BIRCHALL	LCR Honda - Haith / Birchall Racing	1:36.784	4	4	4.564	1.033	81.08
6	5*	BIGGS / CHRISTIE	LCR Yamaha - Express Tyre Services/Santander Salt	1:37.165	6	7	4.945	0.381	80.77
7	19	ROBINSON / FAIRHURST	LCR Yamaha - 24 seven courier service	1:39.162	2	5	6.942	1.997	79.14
8	70	ARCHER / HYDE	RSR Yamaha - Hannafin Contractors	1:39.491	7	8	7.271	0.329	78.88
9	111	CABLE / RICHARDSON	LCR Yamaha -	1:41.749	3	4	9.529	2.258	77.13
10	4	PEACH / EDWARDS	LCR Yamaha - Lifesafety Motorsport	1:42.209	6	6	9.989	0.460	76.78
11	89	HAUXWELL / TAYLOR	AdolfRS1 Yamaha - Vinyls4U DMH tyres	1:42.648	6	6	10.428	0.439	76.45
12	17	CLARKE / ENSOR	LCR Honda - Centurion/CYB fibreglass/City Lifting	1:45.481	3	5	13.261	2.833	74.40

* No. 5 - Please fit a working transponder

Weather / Track : Bright / Dry

These results are provisional until the conclusion of any judicial and technical matters.

Cadwell Park: 2.1800 miles

Date: 06/08/2022 Start: 10:39 Finish: 10:53

Clerk Of Course :	Stewards :	Timekeeper : <i>Craig Smith</i>
-------------------	------------	------------------------------------

Results can be found at www.tsl-timing.com

Printed - 10:55 Saturday, 06 August 2022



International Sidecar Revival 2022

2022 Molson Group British Sidecar Championship

FREE PRACTICE - SECTOR ANALYSIS



SECTOR 1 = FL to I1, SECTOR 2 = I1 to FL, DIFF = Difference To Personal Best Lap, P = Crossed Finish Line in Pit Lane, D = Time Disallowed

P1		6		ELLIS / CLEMENT		LCR Yamaha - Santander Salt	
IDEAL LAP TIME : 1:32.067		BEST LAP TIME : 1:32.220		DIFFERENCE : 0.153			
LAP	SECTOR 1	SECTOR 2	LAP TIME	MPH	DIFF	TIME OF DAY	
1 -	57.700	41.084	1:38.784	79.44	6.564	10:42:00.875	
2 -	55.015	40.863	1:35.878	81.85	3.658	10:43:36.753	
3 -	55.758	39.595	1:35.353	82.30	3.133	10:45:12.106	
4 -	53.151	39.537	1:32.688 (3)	84.67	0.468	10:46:44.794	
5 -	52.992	39.228	1:32.220 (1)	85.10		10:48:17.014	
6 -	52.839	39.413	1:32.252 (2)	85.07	0.032	10:49:49.266	

P2		34		S CHRISTIE / T CHRISTIE		LCR Yamaha - Christie Engineering Services	
IDEAL LAP TIME : 1:33.530		BEST LAP TIME : 1:33.576		DIFFERENCE : 0.046			
LAP	SECTOR 1	SECTOR 2	LAP TIME	MPH	DIFF	TIME OF DAY	
1 -	57.529	40.612	1:38.141	79.96	4.565	10:41:49.412	
2 -	54.614	40.011	1:34.625 (3)	82.93	1.049	10:43:24.037	
3 -	54.117	39.647	1:33.764 (2)	83.70	0.188	10:44:57.801	
4 -	54.163	39.413	1:33.576 (1)	83.86		10:46:31.377	

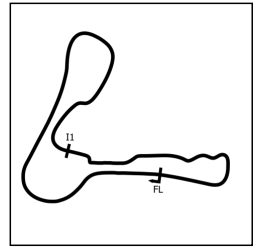
P3		95		BLACKSTOCK / ROSNEY		LCR Yamaha - Express Tyres Lockerbie	
IDEAL LAP TIME : 1:33.493		BEST LAP TIME : 1:33.613		DIFFERENCE : 0.120			
LAP	SECTOR 1	SECTOR 2	LAP TIME	MPH	DIFF	TIME OF DAY	
1 -	57.684	40.709	1:38.393 (3)	79.76	4.780	10:41:50.503	
2 -	54.923	41.386	1:36.309 (2)	81.48	2.696	10:43:26.812	
3 -	54.113	39.500	1:33.613 (1)	83.83		10:45:00.425	
4 -	53.993	1:56.594	2:50.587	46.00	1:16.974	10:47:51.012	

P4		93		HOLDEN / LAWRENCE		LCR Kawasaki - Holden racing	
IDEAL LAP TIME : 1:35.083		BEST LAP TIME : 1:35.751		DIFFERENCE : 0.668			
LAP	SECTOR 1	SECTOR 2	LAP TIME	MPH	DIFF	TIME OF DAY	
1 -	57.724	40.561	1:38.285 (3)	79.85	2.534	10:41:49.980	
2 -	54.721	1:23.924	2:18.645	56.60	42.894	10:44:08.625	
3 -	56.182	42.363	1:38.545	79.63	2.794	10:45:47.170	
4 -	1:26.727	42.294	2:09.021	60.82	33.270	10:47:56.191	
5 -	55.389	40.362	1:35.751 (1)	81.96		10:49:31.942	
6 -	55.463	41.267	1:36.730 (2)	81.13	0.979	10:51:08.672	
7 -	57.687	1:54.667	2:52.354	45.53	1:16.603	10:54:01.026	

P5		1		B BIRCHALL / T BIRCHALL		LCR Honda - Haith / Birchall Racing	
IDEAL LAP TIME : 1:36.735		BEST LAP TIME : 1:36.784		DIFFERENCE : 0.049			
LAP	SECTOR 1	SECTOR 2	LAP TIME	MPH	DIFF	TIME OF DAY	
1 -	58.879	42.058	1:40.937	77.75	4.153	10:41:57.372	
2 -	57.444	41.810	1:39.254 (3)	79.07	2.470	10:43:36.626	
3 -	56.214	41.159	1:37.373 (2)	80.59	0.589	10:45:13.999	
4 -	55.576	41.208	1:36.784 (1)	81.08		10:46:50.783	

P6		5		BIGGS / CHRISTIE		LCR Yamaha - Express Tyre Services/Santander Salt	
IDEAL LAP TIME :		BEST LAP TIME : 1:37.165		DIFFERENCE :			
LAP	SECTOR 1	SECTOR 2	LAP TIME	MPH	DIFF	TIME OF DAY	
1 -			1:43.888	75.54	6.723	10:42:06.888	
2 -			1:43.583	75.76	6.418	10:43:50.471	
3 -			1:38.588	79.60	1.423	10:45:29.059	
4 -			1:37.739 (3)	80.29	0.574	10:47:06.798	
5 -			1:38.361	79.78	1.196	10:48:45.159	
6 -			1:37.165 (1)	80.77		10:50:22.324	
7 -			1:37.389 (2)	80.58	0.224	10:51:59.713	

International Sidecar Revival 2022
2022 Molson Group British Sidecar Championship
FREE PRACTICE - SECTOR ANALYSIS



SECTOR 1 = FL to I1, SECTOR 2 = I1 to FL, DIFF = Difference To Personal Best Lap, P = Crossed Finish Line in Pit Lane, D = Time Disallowed

P7 19		ROBINSON / FAIRHURST		LCR Yamaha - 24 seven courier service			
IDEAL LAP TIME : 1:39.162		BEST LAP TIME : 1:39.162		DIFFERENCE : 0.000			
LAP	SECTOR 1	SECTOR 2	LAP TIME	MPH	DIFF	TIME OF DAY	
1 -	1:00.831	42.223	1:43.054 (3)	76.15	3.892	10:41:56.990	
2 -	57.105	42.057	1:39.162 (1)	79.14		10:43:36.152	
3 -	57.268	42.223	1:39.491 (2)	78.88	0.329	10:45:15.643	
4 -	57.679	IN PIT	3:54.757 P	33.43	2:15.595	10:49:10.400	
5 -	OUTLAP	42.684	1:45.440	74.43	6.278	10:50:55.840	

P8 70		ARCHER / HYDE		RSR Yamaha - Hannafin Contrators			
IDEAL LAP TIME : 1:39.491		BEST LAP TIME : 1:39.491		DIFFERENCE : 0.000			
LAP	SECTOR 1	SECTOR 2	LAP TIME	MPH	DIFF	TIME OF DAY	
1 -	1:01.510	43.499	1:45.009	74.73	5.518	10:42:00.046	
2 -	58.627	43.437	1:42.064	76.89	2.573	10:43:42.110	
3 -	58.610	43.741	1:42.351	76.67	2.860	10:45:24.461	
4 -	58.948	42.591	1:41.539	77.29	2.048	10:47:06.000	
5 -	58.396	42.472	1:40.868	77.80	1.377	10:48:46.868	
6 -	57.761	42.564	1:40.325 (2)	78.22	0.834	10:50:27.193	
7 -	57.468	42.023	1:39.491 (1)	78.88		10:52:06.684	
8 -	57.512	43.169	1:40.681 (3)	77.94	1.190	10:53:47.365	

P9 111		CABLE / RICHARDSON		LCR Yamaha -			
IDEAL LAP TIME : 1:41.342		BEST LAP TIME : 1:41.749		DIFFERENCE : 0.407			
LAP	SECTOR 1	SECTOR 2	LAP TIME	MPH	DIFF	TIME OF DAY	
1 -	1:02.844	44.377	1:47.221	73.19	5.472	10:42:06.661	
2 -	59.498	43.486	1:42.984 (3)	76.20	1.235	10:43:49.645	
3 -	58.816	42.933	1:41.749 (1)	77.13		10:45:31.394	
4 -	58.409	43.595	1:42.004 (2)	76.93	0.255	10:47:13.398	

P10 4		PEACH / EDWARDS		LCR Yamaha - Lifesafety Motorsport			
IDEAL LAP TIME : 1:41.690		BEST LAP TIME : 1:42.209		DIFFERENCE : 0.519			
LAP	SECTOR 1	SECTOR 2	LAP TIME	MPH	DIFF	TIME OF DAY	
1 -	1:02.167	43.781	1:45.948	74.07	3.739	10:42:04.325	
2 -	1:12.959	46.532	1:59.491	65.67	17.282	10:44:03.816	
3 -	59.753	43.754	1:43.507 (3)	75.82	1.298	10:45:47.323	
4 -	1:01.017	48.218	1:49.235	71.84	7.026	10:47:36.558	
5 -	59.229	43.213	1:42.442 (2)	76.60	0.233	10:49:19.000	
6 -	58.477	43.732	1:42.209 (1)	76.78		10:51:01.209	

P11 89		HAUXWELL / TAYLOR		AdolfRS1 Yamaha - Vinyls4U DMH tyres			
IDEAL LAP TIME : 1:42.648		BEST LAP TIME : 1:42.648		DIFFERENCE : 0.000			
LAP	SECTOR 1	SECTOR 2	LAP TIME	MPH	DIFF	TIME OF DAY	
1 -	1:03.253	46.066	1:49.319	71.79	6.671	10:42:13.843	
2 -	1:02.653	44.931	1:47.584	72.94	4.936	10:44:01.427	
3 -	1:01.285	44.190	1:45.475	74.40	2.827	10:45:46.902	
4 -	1:01.177	43.844	1:45.021 (3)	74.72	2.373	10:47:31.923	
5 -	59.786	43.566	1:43.352 (2)	75.93	0.704	10:49:15.275	
6 -	59.176	43.472	1:42.648 (1)	76.45		10:50:57.923	

P12 17		CLARKE / ENSOR		LCR Honda - Centurion/CYB fibreglass/City Lifting			
IDEAL LAP TIME : 1:45.421		BEST LAP TIME : 1:45.481		DIFFERENCE : 0.060			
LAP	SECTOR 1	SECTOR 2	LAP TIME	MPH	DIFF	TIME OF DAY	
1 -	1:04.830	43.626	1:48.456	72.36	2.975	10:42:16.799	
2 -	1:01.953	45.245	1:47.198 (2)	73.21	1.717	10:44:03.997	
3 -	1:01.795	43.686	1:45.481 (1)	74.40		10:45:49.478	
4 -	1:02.653	44.655	1:47.308	73.13	1.827	10:47:36.786	
5 -	1:01.954	45.293	1:47.247 (3)	73.17	1.766	10:49:24.033	

International Sidecar Revival 2022

2022 Molson Group British Sidecar Championship

FREE PRACTICE - BEST SECTORS

SECTOR 1			SECTOR 2			IDEAL / BEST COMPARISON						
POS	NO	NAME	TIME	NO	NAME	TIME	POS	NO	NAME	IDEAL	BEST	DIFF
									PERFECT LAP	1:32.067		
1	6	ELLIS / CLEMENT	52.839	6	ELLIS / CLEMENT	39.228	1	6	ELLIS / CLEMENT	1:32.067	1:32.220	0.153
2	95	BLACKSTOCK / ROSNEY	53.993	34	S CHRISTIE / T CHRISTIE	39.413	2	95	BLACKSTOCK / ROSNEY	1:33.493	1:33.613	0.120
3	34	S CHRISTIE / T CHRISTIE	54.117	95	BLACKSTOCK / ROSNEY	39.500	3	34	S CHRISTIE / T CHRISTIE	1:33.530	1:33.576	0.046
4	93	HOLDEN / LAWRENCE	54.721	93	HOLDEN / LAWRENCE	40.362	4	93	HOLDEN / LAWRENCE	1:35.083	1:35.751	0.668
5	1	B BIRCHALL / T BIRCHALL	55.576	1	B BIRCHALL / T BIRCHALL	41.159	5	1	B BIRCHALL / T BIRCHALL	1:36.735	1:36.784	0.049
6	19	ROBINSON / FAIRHURST	57.105	70	ARCHER / HYDE	42.023	6	19	ROBINSON / FAIRHURST	1:39.162	1:39.162	0.000
7	70	ARCHER / HYDE	57.468	19	ROBINSON / FAIRHURST	42.057	7	70	ARCHER / HYDE	1:39.491	1:39.491	0.000
8	111	CABLE / RICHARDSON	58.409	111	CABLE / RICHARDSON	42.933	8	111	CABLE / RICHARDSON	1:41.342	1:41.749	0.407
9	4	PEACH / EDWARDS	58.477	4	PEACH / EDWARDS	43.213	9	4	PEACH / EDWARDS	1:41.690	1:42.209	0.519
10	89	HAUXWELL / TAYLOR	59.176	89	HAUXWELL / TAYLOR	43.472	10	89	HAUXWELL / TAYLOR	1:42.648	1:42.648	0.000
11	17	CLARKE / ENSOR	1:01.795	17	CLARKE / ENSOR	43.626	11	17	CLARKE / ENSOR	1:45.421	1:45.481	0.060
12							12	5	BIGGS / CHRISTIE		1:37.165	

International Sidecar Revival 2022

2022 Molson Group British Sidecar Championship

FREE PRACTICE - STATISTICS

Competitors Started 12
Planned Start 2022-08-06 @ 10:42:00.000
Actual Start 2022-08-06 @ 10:39:38.440
Finish Time 2022-08-06 @ 10:53:47.366
Track Length 2.1800mi.
Total Laps 66
Total Distance Covered 143.8812mi.

Session Fastest Lap History

NO	NAME	LAP TIME	TIME OF DAY	LAP	VEHICLE
34	S CHRISTIE / T CHRISTIE	1:38.141	10:41:49.433	1	LCR Yamaha
34	S CHRISTIE / T CHRISTIE	1:34.625	10:43:24.058	2	LCR Yamaha
34	S CHRISTIE / T CHRISTIE	1:33.764	10:44:57.821	3	LCR Yamaha
95	BLACKSTOCK / ROSNEY	1:33.613	10:45:00.446	3	LCR Yamaha
34	S CHRISTIE / T CHRISTIE	1:33.576	10:46:31.398	4	LCR Yamaha
6	ELLIS / CLEMENT	1:32.688	10:46:44.812	4	LCR Yamaha
6	ELLIS / CLEMENT	1:32.220	10:48:17.031	5	LCR Yamaha

Flag History

TYPE	TIME OF DAY
GREEN	10:39:38.440
FINISH	10:53:47.366

Flag Statistics

TYPE	COUNT	TOTAL LAPS	TOTAL TIME
Green	1	8	16:00.834
Red	0	0	0.000
Safety Car	0	0	0.000
FCY	0	0	0.000

International Sidecar Revival 2022

2022 Molson Group British Sidecar Championship

QUALIFYING - CLASSIFICATION



POS	NO	NAME	ENTRY	TIME	ON	LAPS	GAP	DIFF	MPH
1	6	ELLIS / CLEMENT	LCR Yamaha - Santander Salt	1:31.731	4	6			85.55
2	34	S CHRISTIE / T CHRISTIE	LCR Yamaha - Christie Engineering Services	1:32.731	4	6	1.000	1.000	84.63
3	95	BLACKSTOCK / ROSNEY	LCR Yamaha - Express Tyres Lockerbie	1:33.356	2	5	1.625	0.625	84.06
4	93	HOLDEN / LAWRENCE	LCR Kawasaki - Holden racing	1:33.626	3	9	1.895	0.270	83.82
5	5	BIGGS / CHRISTIE	LCR Yamaha - Express Tyre Services/Santander Salt	1:35.586	6	7	3.855	1.960	82.10
6	19	ROBINSON / FAIRHURST	LCR Yamaha - 24 seven courier service	1:37.598	8	10	5.867	2.012	80.41
7	111	CABLE / RICHARDSON	LCR Yamaha -	1:38.255	6	7	6.524	0.657	79.87
8	70	ARCHER / HYDE	RSR Yamaha - Hannafin Contrators	1:38.706	4	9	6.975	0.451	79.50
9	4	PEACH / EDWARDS	LCR Yamaha - Lifesafety Motorsport	1:39.183	6	6	7.452	0.477	79.12
10	17	CLARKE / ENSOR	LCR Honda - Centurion/CYB fibreglass/City Lifting	1:41.056	7	8	9.325	1.873	77.66
11	89	HAUXWELL / TAYLOR	AdolfRS1 Yamaha - Vinyls4U DMH tyres	1:42.252	3	6	10.521	1.196	76.75

Weather / Track : Bright / Dry

These results are provisional until the conclusion of any judicial and technical matters.

Cadwell Park: 2.1800 miles

Date: 06/08/2022 Start: 13:32 Finish: 13:53

Clerk Of Course :	Stewards :	Timekeeper : <i>Craig Smith</i>
-------------------	------------	------------------------------------

Results can be found at www.tsl-timing.com

Printed - 13:55 Saturday, 06 August 2022



International Sidecar Revival 2022

2022 Molson Group British Sidecar Championship

QUALIFYING - SECTOR ANALYSIS



SECTOR 1 = FL to I1, SECTOR 2 = I1 to FL, DIFF = Difference To Personal Best Lap, P = Crossed Finish Line in Pit Lane, D = Time Disallowed

P1 6		ELLIS / CLEMENT		LCR Yamaha - Santander Salt			
IDEAL LAP TIME : 1:31.453		BEST LAP TIME : 1:31.731		DIFFERENCE : 0.278			
LAP	SECTOR 1	SECTOR 2	LAP TIME	MPH	DIFF	TIME OF DAY	
1 -	56.901	40.710	1:37.611	80.40	5.880	13:35:08.610	
2 -	54.469	39.536	1:34.005	83.48	2.274	13:36:42.615	
3 -	52.951	39.188	1:32.139 (3)	85.17	0.408	13:38:14.754	
4 -	52.965	38.766	1:31.731 (1)	85.55		13:39:46.485	
5 -	52.718	39.220	1:31.938 (2)	85.36	0.207	13:41:18.423	
6 -	52.687	IN PIT	8:24.762 P	15.54	6:53.031	13:49:43.185	

P2 34		S CHRISTIE / T CHRISTIE		LCR Yamaha - Christie Engineering Services			
IDEAL LAP TIME : 1:32.731		BEST LAP TIME : 1:32.731		DIFFERENCE : 0.000			
LAP	SECTOR 1	SECTOR 2	LAP TIME	MPH	DIFF	TIME OF DAY	
1 -	58.736	41.317	1:40.053	78.43	7.322	13:35:02.636	
2 -	54.559	39.743	1:34.302	83.22	1.571	13:36:36.938	
3 -	53.756	39.437	1:33.193 (2)	84.21	0.462	13:38:10.131	
4 -	53.706	39.025	1:32.731 (1)	84.63		13:39:42.862	
5 -	53.761	39.450	1:33.211 (3)	84.19	0.480	13:41:16.073	
6 -	54.410	IN PIT	6:08.986 P	21.26	4:36.255	13:47:25.059	

P3 95		BLACKSTOCK / ROSNEY		LCR Yamaha - Express Tyres Lockerbie			
IDEAL LAP TIME : 1:33.049		BEST LAP TIME : 1:33.356		DIFFERENCE : 0.307			
LAP	SECTOR 1	SECTOR 2	LAP TIME	MPH	DIFF	TIME OF DAY	
1 -	56.807	40.198	1:37.005 (3)	80.90	3.649	13:35:00.208	
2 -	54.064	39.292	1:33.356 (1)	84.06		13:36:33.564	
3 -	53.757	IN PIT	8:14.742 P	15.86	6:41.386	13:44:48.306	
4 -	OUTLAP	40.495	1:47.845	72.77	14.489	13:46:36.151	
5 -	53.775	41.584	1:35.359 (2)	82.30	2.003	13:48:11.510	

P4 93		HOLDEN / LAWRENCE		LCR Kawasaki - Holden racing			
IDEAL LAP TIME : 1:33.626		BEST LAP TIME : 1:33.626		DIFFERENCE : 0.000			
LAP	SECTOR 1	SECTOR 2	LAP TIME	MPH	DIFF	TIME OF DAY	
1 -	59.197	40.991	1:40.188	78.33	6.562	13:35:02.975	
2 -	54.934	40.063	1:34.997	82.61	1.371	13:36:37.972	
3 -	53.912	39.714	1:33.626 (1)	83.82		13:38:11.598	
4 -	54.270	39.857	1:34.127 (2)	83.37	0.501	13:39:45.725	
5 -	54.494	39.986	1:34.480	83.06	0.854	13:41:20.205	
6 -	55.362	IN PIT	5:01.959 P	25.99	3:28.333	13:46:22.164	
7 -	OUTLAP	40.400	1:43.421	75.88	9.795	13:48:05.585	
8 -	54.779	40.077	1:34.856	82.73	1.230	13:49:40.441	
9 -	54.210	40.037	1:34.247 (3)	83.27	0.621	13:51:14.688	

P5 5		BIGGS / CHRISTIE		LCR Yamaha - Express Tyre Services/Santander Salt			
IDEAL LAP TIME : 1:35.586		BEST LAP TIME : 1:35.586		DIFFERENCE : 0.000			
LAP	SECTOR 1	SECTOR 2	LAP TIME	MPH	DIFF	TIME OF DAY	
1 -	1:00.051	42.672	1:42.723	76.40	7.137	13:35:15.410	
2 -	56.805	41.775	1:38.580 (3)	79.61	2.994	13:36:53.990	
3 -	55.467	40.814	1:36.281 (2)	81.51	0.695	13:38:30.271	
4 -	1:08.684	1:48.157	2:56.841	44.37	1:21.255	13:41:27.112	
5 -	57.232	41.634	1:38.866	79.38	3.280	13:43:05.978	
6 -	55.088	40.498	1:35.586 (1)	82.10		13:44:41.564	
7 -	1:09.069	IN PIT	6:09.447 P	21.24	4:33.861	13:50:51.011	

International Sidecar Revival 2022

2022 Molson Group British Sidecar Championship

QUALIFYING - SECTOR ANALYSIS



SECTOR 1 = FL to I1, SECTOR 2 = I1 to FL, DIFF = Difference To Personal Best Lap, P = Crossed Finish Line in Pit Lane, D = Time Disallowed

P6 19		ROBINSON / FAIRHURST		LCR Yamaha - 24 seven courier service		
IDEAL LAP TIME : 1:37.463		BEST LAP TIME : 1:37.598		DIFFERENCE : 0.135		
LAP	SECTOR 1	SECTOR 2	LAP TIME	MPH	DIFF	TIME OF DAY
1 -	1:00.040	42.163	1:42.203	76.78	4.605	13:35:08.321
2 -	56.963	41.560	1:38.523 (2)	79.65	0.925	13:36:46.844
3 -	57.067	42.181	1:39.248 (3)	79.07	1.650	13:38:26.092
4 -	56.881	IN PIT	1:47.207 P	73.20	9.609	13:40:13.299
5 -	OUTLAP	41.690	1:41.546	77.28	3.948	13:41:54.845
6 -	56.367	IN PIT	1:47.051 P	73.31	9.453	13:43:41.896
7 -	OUTLAP	41.412	1:42.184	76.80	4.586	13:45:24.080
8 -	56.502	41.096	1:37.598 (1)	80.41		13:47:01.678
9 -	57.313	42.283	1:39.596	78.79	1.998	13:48:41.274
10 -	57.788	IN PIT	3:11.676 P	40.94	1:34.078	13:51:52.950

P7 111		CABLE / RICHARDSON		LCR Yamaha -		
IDEAL LAP TIME : 1:38.190		BEST LAP TIME : 1:38.255		DIFFERENCE : 0.065		
LAP	SECTOR 1	SECTOR 2	LAP TIME	MPH	DIFF	TIME OF DAY
1 -	1:01.171	43.371	1:44.542	75.07	6.287	13:35:16.402
2 -	57.883	42.333	1:40.216	78.31	1.961	13:36:56.618
3 -	57.142	42.272	1:39.414	78.94	1.159	13:38:36.032
4 -	57.139	41.955	1:39.094	79.19	0.839	13:40:15.126
5 -	57.323	41.644	1:38.967 (3)	79.29	0.712	13:41:54.093
6 -	56.704	41.551	1:38.255 (1)	79.87		13:43:32.348
7 -	56.879	41.486	1:38.365 (2)	79.78	0.110	13:45:10.713

P8 70		ARCHER / HYDE		RSR Yamaha - Hannafin Contratcors		
IDEAL LAP TIME : 1:38.509		BEST LAP TIME : 1:38.706		DIFFERENCE : 0.197		
LAP	SECTOR 1	SECTOR 2	LAP TIME	MPH	DIFF	TIME OF DAY
1 -	59.056	43.507	1:42.563	76.51	3.857	13:35:06.531
2 -	57.094	42.543	1:39.637	78.76	0.931	13:36:46.168
3 -	57.389	42.068	1:39.457 (3)	78.90	0.751	13:38:25.625
4 -	56.740	41.966	1:38.706 (1)	79.50		13:40:04.331
5 -	57.111	IN PIT	6:39.363 P	19.65	5:00.657	13:46:43.694
6 -	OUTLAP	42.915	1:45.161	74.62	6.455	13:48:28.855
7 -	56.543	42.426	1:38.969 (2)	79.29	0.263	13:50:07.824
8 -	57.308	42.581	1:39.889	78.56	1.183	13:51:47.713
9 -	56.854	IN PIT	1:56.745 P	67.22	18.039	13:53:44.458

P9 4		PEACH / EDWARDS		LCR Yamaha - Lifesafety Motorsport		
IDEAL LAP TIME : 1:39.183		BEST LAP TIME : 1:39.183		DIFFERENCE : 0.000		
LAP	SECTOR 1	SECTOR 2	LAP TIME	MPH	DIFF	TIME OF DAY
1 -	1:00.565	43.062	1:43.627	75.73	4.444	13:35:17.225
2 -	58.381	42.406	1:40.787 (3)	77.86	1.604	13:36:58.012
3 -	57.948	42.292	1:40.240 (2)	78.29	1.057	13:38:38.252
4 -	1:03.048	1:46.340	2:49.388	46.33	1:10.205	13:41:27.640
5 -	58.577	42.808	1:41.385	77.40	2.202	13:43:09.025
6 -	57.242	41.941	1:39.183 (1)	79.12		13:44:48.208

P10 17		CLARKE / ENSOR		LCR Honda - Centurion/CYB fibreglass/City Lifting		
IDEAL LAP TIME : 1:40.758		BEST LAP TIME : 1:41.056		DIFFERENCE : 0.298		
LAP	SECTOR 1	SECTOR 2	LAP TIME	MPH	DIFF	TIME OF DAY
1 -	1:01.857	42.769	1:44.626	75.01	3.570	13:35:21.198
2 -	1:00.053	46.603	1:46.656	73.58	5.600	13:37:07.854
3 -	59.545	42.771	1:42.316	76.70	1.260	13:38:50.170
4 -	59.150	42.248	1:41.398 (2)	77.39	0.342	13:40:31.568
5 -	58.822	43.010	1:41.832 (3)	77.06	0.776	13:42:13.400
6 -	59.448	43.309	1:42.757	76.37	1.701	13:43:56.157
7 -	59.120	41.936	1:41.056 (1)	77.66		13:45:37.213
8 -	59.704	42.947	1:42.651	76.45	1.595	13:47:19.864

International Sidecar Revival 2022

2022 Molson Group British Sidecar Championship

QUALIFYING - SECTOR ANALYSIS



SECTOR 1 = FL to I1, SECTOR 2 = I1 to FL, DIFF = Difference To Personal Best Lap, P = Crossed Finish Line in Pit Lane, D = Time Disallowed

P11 89		HAUXWELL / TAYLOR		AdolfRS1 Yamaha - Vinyls4U DMH tyres		
IDEAL LAP TIME : 1:42.150		BEST LAP TIME : 1:42.252		DIFFERENCE : 0.102		
LAP	SECTOR 1	SECTOR 2	LAP TIME	MPH	DIFF	TIME OF DAY
1 -	1:01.504	44.153	1:45.657	74.27	3.405	13:35:19.830
2 -	1:01.100	43.574	1:44.674	74.97	2.422	13:37:04.504
3 -	59.325	42.927	1:42.252 (1)	76.75		13:38:46.756
4 -	59.702	43.927	1:43.629	75.73	1.377	13:40:30.385
5 -	59.440	43.399	1:42.839 (3)	76.31	0.587	13:42:13.224
6 -	59.223	43.533	1:42.756 (2)	76.37	0.504	13:43:55.980

International Sidecar Revival 2022

2022 Molson Group British Sidecar Championship

QUALIFYING - BEST SECTORS

SECTOR 1			SECTOR 2			IDEAL / BEST COMPARISON						
POS	NO	NAME	TIME	NO	NAME	TIME	POS	NO	NAME	IDEAL	BEST	DIFF
									PERFECT LAP	1:31.453		
1	6	ELLIS / CLEMENT	52.687	6	ELLIS / CLEMENT	38.766	1	6	ELLIS / CLEMENT	1:31.453	1:31.731	0.278
2	34	S CHRISTIE / T CHRISTIE	53.706	34	S CHRISTIE / T CHRISTIE	39.025	2	34	S CHRISTIE / T CHRISTIE	1:32.731	1:32.731	0.000
3	95	BLACKSTOCK / ROSNEY	53.757	95	BLACKSTOCK / ROSNEY	39.292	3	95	BLACKSTOCK / ROSNEY	1:33.049	1:33.356	0.307
4	93	HOLDEN / LAWRENCE	53.912	93	HOLDEN / LAWRENCE	39.714	4	93	HOLDEN / LAWRENCE	1:33.626	1:33.626	0.000
5	5	BIGGS / CHRISTIE	55.088	5	BIGGS / CHRISTIE	40.498	5	5	BIGGS / CHRISTIE	1:35.586	1:35.586	0.000
6	19	ROBINSON / FAIRHURST	56.367	19	ROBINSON / FAIRHURST	41.096	6	19	ROBINSON / FAIRHURST	1:37.463	1:37.598	0.135
7	70	ARCHER / HYDE	56.543	111	CABLE / RICHARDSON	41.486	7	111	CABLE / RICHARDSON	1:38.190	1:38.255	0.065
8	111	CABLE / RICHARDSON	56.704	17	CLARKE / ENSOR	41.936	8	70	ARCHER / HYDE	1:38.509	1:38.706	0.197
9	4	PEACH / EDWARDS	57.242	4	PEACH / EDWARDS	41.941	9	4	PEACH / EDWARDS	1:39.183	1:39.183	0.000
10	17	CLARKE / ENSOR	58.822	70	ARCHER / HYDE	41.966	10	17	CLARKE / ENSOR	1:40.758	1:41.056	0.298
11	89	HAUXWELL / TAYLOR	59.223	89	HAUXWELL / TAYLOR	42.927	11	89	HAUXWELL / TAYLOR	1:42.150	1:42.252	0.102

International Sidecar Revival 2022

2022 Molson Group British Sidecar Championship

QUALIFYING - STATISTICS

Competitors Started 11
Planned Start 2022-08-06 @ 13:00:00.000
Actual Start 2022-08-06 @ 13:32:52.916
Finish Time 2022-08-06 @ 13:53:24.384
Track Length 2.1800mi.
Total Laps 79
Total Distance Covered 172.2214mi.

Session Fastest Lap History

NO	NAME	LAP TIME	TIME OF DAY	LAP	VEHICLE
95	BLACKSTOCK / ROSNEY	1:37.005	13:35:00.229	1	LCR Yamaha
95	BLACKSTOCK / ROSNEY	1:33.356	13:36:33.585	2	LCR Yamaha
34	S CHRISTIE / T CHRISTIE	1:33.193	13:38:10.151	3	LCR Yamaha
6	ELLIS / CLEMENT	1:32.139	13:38:14.771	3	LCR Yamaha
6	ELLIS / CLEMENT	1:31.731	13:39:46.502	4	LCR Yamaha

Flag History

TYPE	TIME OF DAY
GREEN	13:32:52.916
FINISH	13:53:24.384

Flag Statistics

TYPE	COUNT	TOTAL LAPS	TOTAL TIME
Green	1	10	21:11.098
Red	0	0	0.000
Safety Car	0	0	0.000
FCY	0	0	0.000

International Sidecar Revival 2022

2022 Molson Group British Sidecar Championship

RACE 8 - GRID (12 Laps)



ROW 6	11	89	HAUXWELL / TAYLOR	1:42.252					
ROW 5	9	4	PEACH / EDWARDS	1:39.183	10	17	CLARKE / ENSOR	1:41.056	
ROW 4		7	111	CABLE / RICHARDSON	1:38.255	8	70	ARCHER / HYDE	1:38.706
ROW 3	5	5	BIGGS / CHRISTIE	1:35.586	6	19	ROBINSON / FAIRHURST	1:37.598	
ROW 2		3	95	BLACKSTOCK / ROSNEY	1:33.356	4	93	HOLDEN / LAWRENCE	1:33.626
ROW 1	1	6	ELLIS / CLEMENT	1:31.731	2	34	S CHRISTIE / T CHRISTIE	1:32.731	
Pole									

Cadwell Park: 2.1800 miles

These results are provisional until the conclusion of any judicial and technical matters.

Clerk Of Course :

Stewards :

Timekeeper :

Craig Smith

Results can be found at www.tsl-timing.com

Printed - 13:56 Saturday, 06 August 2022



International Sidecar Revival 2022

2022 Molson Group British Sidecar Championship

RACE 8 - CLASSIFICATION



POS	NO	NAME	ENTRY	LAPS	TIME	GAP	DIFF	MPH	BEST	ON
1	6	ELLIS / CLEMENT	LCR Yamaha - Santander Salt	10	15:35.383			83.90	1:32.099	4
2	34	S CHRISTIE / T CHRISTIE	LCR Yamaha - Christie Engineering Services	10	15:43.937	8.554	8.554	83.14	1:33.182	3
3	95	BLACKSTOCK / ROSNEY	LCR Yamaha - Express Tyres Lockerbie	10	15:51.399	16.016	7.462	82.48	1:32.977	2
4	93	HOLDEN / LAWRENCE	LCR Kawasaki - Holden racing	10	15:53.613	18.230	2.214	82.29	1:34.065	2
5	5	BIGGS / PITT	LCR Yamaha - Express Tyre Services/Santander Sa	10	16:18.539	43.156	24.926	80.20	1:35.637	2
6	19	ROBINSON / FAIRHURST	LCR Yamaha - 24 seven courier service	10	16:21.461	46.078	2.922	79.96	1:36.586	2
7	111	CABLE / RICHARDSON	LCR Yamaha -	10	16:38.894	1:03.511	17.433	78.56	1:38.633	3
8	70	ARCHER / HYDE	RSR Yamaha - Hannafin Contracors	10	16:43.293	1:07.910	4.399	78.22	1:38.722	7
9	17	CLARKE / ENSOR	LCR Honda - Centurion/CYB fibreglass/City Lifting	10	16:50.084	1:14.701	6.791	77.69	1:39.412	6
10	4	PEACH / EDWARDS	LCR Yamaha - Lifesafety Motorsport	10	17:09.279	1:33.896	19.195	76.24	1:39.569	6
11	89	HAUXWELL / TAYLOR	AdolfRS1 Yamaha - Vinyls4U DMH tyres	9	15:42.498	1 Lap	1 Lap	74.94	1:42.055	9
FASTEST LAP										
	6	ELLIS / CLEMENT	LCR Yamaha - Santander Salt	4	1:32.099			85.21 mph	137.13 kph	

92.5% of Race Speed = 77.60 mph

Weather / Track : Bright / Dry

These results are provisional until the conclusion of any judicial and technical matters.

Race Distance: 10 Laps / 21.80 miles

Cadwell Park: 2.1800 miles

Date: 06/08/2022 Start: 15:58 Finish: 16:13

Clerk Of Course :

Stewards :

Timekeeper :

Craig Smith

Results can be found at www.tsl-timing.com

Printed - 16:15 Saturday, 06 August 2022



International Sidecar Revival 2022

2022 Molson Group British Sidecar Championship

RACE 8 - LAP CHART

LAP 1 @ 15:59:55.516

NO	BEHIND	LAP TIME
6		1:38.717
95	0.271	1:38.988
34	1.035	1:39.752
93	2.026	1:40.743
5	3.933	1:42.650
19	4.600	1:43.317
111	7.802	1:46.519
17	9.343	1:48.060
70	9.804	1:48.521
4	10.774	1:49.491
89	13.176	1:51.893

LAP 2 @ 16:01:28.259

NO	BEHIND	LAP TIME
6		1:32.743
95	0.505	1:32.977
34	1.800	1:33.508
93	3.348	1:34.065
5	6.827	1:35.637
19	8.443	1:36.586
111	14.218	1:39.159
70	16.582	1:39.521
17	18.576	1:41.976
4	19.045	1:41.014
89	23.942	1:43.509

LAP 3 @ 16:03:00.446

NO	BEHIND	LAP TIME
6		1:32.187
95	2.039	1:33.721
34	2.795	1:33.182
93	5.549	1:34.388
5	10.920	1:36.280
19	13.673	1:37.417
111	20.664	1:38.633
70	24.494	1:40.099
17	26.353	1:39.964
4	28.412	1:41.554
89	36.480	1:44.725

LAP 4 @ 16:04:32.545

NO	BEHIND	LAP TIME
6		1:32.099
95	4.002	1:34.062
34	4.489	1:33.793
93	8.248	1:34.798
5	14.876	1:36.055
19	19.702	1:38.128
111	27.890	1:39.325
70	32.000	1:39.605
17	34.000	1:39.746
4	36.760	1:40.447
89	48.059	1:43.678

LAP 5 @ 16:06:05.652

NO	BEHIND	LAP TIME
6		1:33.107
95	5.277	1:34.382
34	5.491	1:34.109
93	10.202	1:35.061

5	18.117	1:36.348
19	24.439	1:37.844
111	34.386	1:39.603
70	38.488	1:39.595
17	40.445	1:39.552
4	43.748	1:40.095
89	58.628	1:43.676

LAP 6 @ 16:07:39.403

NO	BEHIND	LAP TIME
6		1:33.751
34	5.235	1:33.495
95	6.559	1:35.033
93	11.380	1:34.929
5	20.582	1:36.216
19	28.423	1:37.735
111	40.339	1:39.704
70	43.597	1:38.860
17	46.106	1:39.412
4	49.566	1:39.569
89	1:08.206	1:43.329

LAP 7 @ 16:09:12.704

NO	BEHIND	LAP TIME
6		1:33.301
34	5.328	1:33.394
95	7.813	1:34.555
93	13.332	1:35.253
5	24.345	1:37.064
19	32.836	1:37.714
111	45.864	1:38.826
70	49.018	1:38.722
17	53.209	1:40.404
4	56.400	1:40.135
89	1:20.030	1:45.125

LAP 8 @ 16:10:45.214

NO	BEHIND	LAP TIME
6		1:32.510
34	6.298	1:33.480
95	10.636	1:35.333
93	15.837	1:35.015
5	29.365	1:37.530
19	37.650	1:37.324
111	52.185	1:38.831
70	55.256	1:38.748
17	1:00.621	1:39.922
4	1:10.434	1:46.544
89	1:32.028	1:44.508

LAP 9 @ 16:12:17.878

NO	BEHIND	LAP TIME
6		1:32.664
34	7.586	1:33.952
95	13.513	1:35.541
93	17.907	1:34.734
5	35.271	1:38.570
19	42.445	1:37.459
111	58.765	1:39.244
70	1:02.120	1:39.528
17	1:08.043	1:40.086
4	1:22.381	1:44.611

LAP 10 @ 16:13:52.182

NO	BEHIND	LAP TIME
6		1:34.304
89	1 Lap	1:42.055
34	8.554	1:35.272
95	16.016	1:36.807
93	18.230	1:34.627
5	43.156	1:42.189
19	46.078	1:37.937
111	1:03.511	1:39.050
70	1:07.910	1:40.094
17	1:14.701	1:40.962
4	1:33.896	1:45.819

International Sidecar Revival 2022

2022 Molson Group British Sidecar Championship

RACE 8 - SECTOR ANALYSIS



SECTOR 1 = FL to I1, SECTOR 2 = I1 to FL, DIFF = Difference To Personal Best Lap, P = Crossed Finish Line in Pit Lane, D = Time Disallowed

P1 6		ELLIS / CLEMENT		LCR Yamaha - Santander Salt			
IDEAL LAP TIME : 1:31.938		BEST LAP TIME : 1:32.099		DIFFERENCE : 0.161			
LAP	SECTOR 1	SECTOR 2	LAP TIME	MPH	DIFF	TIME OF DAY	
1 -		39.847	1:38.717	79.50	6.618	15:59:55.516	
2 -	53.421	39.322	1:32.743	84.62	0.644	16:01:28.259	
3 -	53.117	39.070	1:32.187 (2)	85.13	0.088	16:03:00.446	
4 -	52.868	39.231	1:32.099 (1)	85.21		16:04:32.545	
5 -	53.508	39.599	1:33.107	84.29	1.008	16:06:05.652	
6 -	53.682	40.069	1:33.751	83.71	1.652	16:07:39.403	
7 -	53.502	39.799	1:33.301	84.11	1.202	16:09:12.704	
8 -	52.974	39.536	1:32.510 (3)	84.83	0.411	16:10:45.214	
9 -	53.171	39.493	1:32.664	84.69	0.565	16:12:17.878	
10 -	53.936	40.368	1:34.304	83.22	2.205	16:13:52.182	

P2 34		S CHRISTIE / T CHRISTIE		LCR Yamaha - Christie Engineering Services			
IDEAL LAP TIME : 1:33.113		BEST LAP TIME : 1:33.182		DIFFERENCE : 0.069			
LAP	SECTOR 1	SECTOR 2	LAP TIME	MPH	DIFF	TIME OF DAY	
1 -		39.939	1:39.752	78.67	6.570	15:59:56.551	
2 -	53.834	39.674	1:33.508	83.92	0.326	16:01:30.059	
3 -	53.647	39.535	1:33.182 (1)	84.22		16:03:03.241	
4 -	53.845	39.948	1:33.793	83.67	0.611	16:04:37.034	
5 -	54.050	40.059	1:34.109	83.39	0.927	16:06:11.143	
6 -	54.029	39.466	1:33.495	83.94	0.313	16:07:44.638	
7 -	53.853	39.541	1:33.394 (2)	84.03	0.212	16:09:18.032	
8 -	53.825	39.655	1:33.480 (3)	83.95	0.298	16:10:51.512	
9 -	54.061	39.891	1:33.952	83.53	0.770	16:12:25.464	
10 -	54.660	40.612	1:35.272	82.37	2.090	16:14:00.736	

P3 95		BLACKSTOCK / ROSNEY		LCR Yamaha - Express Tyres Lockerbie			
IDEAL LAP TIME : 1:32.977		BEST LAP TIME : 1:32.977		DIFFERENCE : 0.000			
LAP	SECTOR 1	SECTOR 2	LAP TIME	MPH	DIFF	TIME OF DAY	
1 -		39.743	1:38.988	79.28	6.011	15:59:55.787	
2 -	53.500	39.477	1:32.977 (1)	84.40		16:01:28.764	
3 -	53.829	39.892	1:33.721 (2)	83.73	0.744	16:03:02.485	
4 -	54.363	39.699	1:34.062 (3)	83.43	1.085	16:04:36.547	
5 -	54.235	40.147	1:34.382	83.15	1.405	16:06:10.929	
6 -	55.001	40.032	1:35.033	82.58	2.056	16:07:45.962	
7 -	54.630	39.925	1:34.555	83.00	1.578	16:09:20.517	
8 -	54.957	40.376	1:35.333	82.32	2.356	16:10:55.850	
9 -	55.189	40.352	1:35.541	82.14	2.564	16:12:31.391	
10 -	55.638	41.169	1:36.807	81.06	3.830	16:14:08.198	

P4 93		HOLDEN / LAWRENCE		LCR Kawasaki - Holden racing			
IDEAL LAP TIME : 1:34.065		BEST LAP TIME : 1:34.065		DIFFERENCE : 0.000			
LAP	SECTOR 1	SECTOR 2	LAP TIME	MPH	DIFF	TIME OF DAY	
1 -		40.442	1:40.743	77.90	6.678	15:59:57.542	
2 -	54.161	39.904	1:34.065 (1)	83.43		16:01:31.607	
3 -	54.422	39.966	1:34.388 (2)	83.14	0.323	16:03:05.995	
4 -	54.546	40.252	1:34.798	82.78	0.733	16:04:40.793	
5 -	54.831	40.230	1:35.061	82.55	0.996	16:06:15.854	
6 -	54.532	40.397	1:34.929	82.67	0.864	16:07:50.783	
7 -	54.893	40.360	1:35.253	82.39	1.188	16:09:26.036	
8 -	54.593	40.422	1:35.015	82.59	0.950	16:11:01.051	
9 -	54.566	40.168	1:34.734	82.84	0.669	16:12:35.785	
10 -	54.623	40.004	1:34.627 (3)	82.93	0.562	16:14:10.412	

International Sidecar Revival 2022

2022 Molson Group British Sidecar Championship

RACE 8 - SECTOR ANALYSIS



SECTOR 1 = FL to I1, SECTOR 2 = I1 to FL, DIFF = Difference To Personal Best Lap, P = Crossed Finish Line in Pit Lane, D = Time Disallowed

P5		5		BIGGS / PITT		LCR Yamaha - Express Tyre Services/Santander Salt	
IDEAL LAP TIME : 1:35.629		BEST LAP TIME : 1:35.637		DIFFERENCE : 0.008			
LAP	SECTOR 1	SECTOR 2	LAP TIME	MPH	DIFF	TIME OF DAY	
1 -		40.870	1:42.650	76.45	7.013	15:59:59.449	
2 -	55.392	40.245	1:35.637 (1)	82.06		16:01:35.086	
3 -	55.702	40.578	1:36.280	81.51	0.643	16:03:11.366	
4 -	55.384	40.671	1:36.055 (2)	81.70	0.418	16:04:47.421	
5 -	55.864	40.484	1:36.348	81.45	0.711	16:06:23.769	
6 -	55.608	40.608	1:36.216 (3)	81.56	0.579	16:07:59.985	
7 -	55.906	41.158	1:37.064	80.85	1.427	16:09:37.049	
8 -	56.582	40.948	1:37.530	80.46	1.893	16:11:14.579	
9 -	57.006	41.564	1:38.570	79.61	2.933	16:12:53.149	
10 -	58.591	43.598	1:42.189	76.79	6.552	16:14:35.338	

P6		19		ROBINSON / FAIRHURST		LCR Yamaha - 24 seven courier service	
IDEAL LAP TIME : 1:36.586		BEST LAP TIME : 1:36.586		DIFFERENCE : 0.000			
LAP	SECTOR 1	SECTOR 2	LAP TIME	MPH	DIFF	TIME OF DAY	
1 -		41.133	1:43.317	75.96	6.731	16:00:00.116	
2 -	55.895	40.691	1:36.586 (1)	81.25		16:01:36.702	
3 -	56.116	41.301	1:37.417 (3)	80.56	0.831	16:03:14.119	
4 -	56.996	41.132	1:38.128	79.97	1.542	16:04:52.247	
5 -	56.665	41.179	1:37.844	80.21	1.258	16:06:30.091	
6 -	56.572	41.163	1:37.735	80.29	1.149	16:08:07.826	
7 -	56.587	41.127	1:37.714	80.31	1.128	16:09:45.540	
8 -	56.274	41.050	1:37.324 (2)	80.63	0.738	16:11:22.864	
9 -	56.419	41.040	1:37.459	80.52	0.873	16:13:00.323	
10 -	56.854	41.083	1:37.937	80.13	1.351	16:14:38.260	

P7		111		CABLE / RICHARDSON		LCR Yamaha -	
IDEAL LAP TIME : 1:38.574		BEST LAP TIME : 1:38.633		DIFFERENCE : 0.059			
LAP	SECTOR 1	SECTOR 2	LAP TIME	MPH	DIFF	TIME OF DAY	
1 -		42.055	1:46.519	73.67	7.886	16:00:03.318	
2 -	56.968	42.191	1:39.159	79.14	0.526	16:01:42.477	
3 -	56.942	41.691	1:38.633 (1)	79.56		16:03:21.110	
4 -	56.883	42.442	1:39.325	79.01	0.692	16:05:00.435	
5 -	57.245	42.358	1:39.603	78.79	0.970	16:06:40.038	
6 -	57.428	42.276	1:39.704	78.71	1.071	16:08:19.742	
7 -	57.113	41.713	1:38.826 (2)	79.41	0.193	16:09:58.568	
8 -	57.077	41.754	1:38.831 (3)	79.40	0.198	16:11:37.399	
9 -	57.084	42.160	1:39.244	79.07	0.611	16:13:16.643	
10 -	57.211	41.839	1:39.050	79.23	0.417	16:14:55.693	

P8		70		ARCHER / HYDE		RSR Yamaha - Hannafin Contratcors	
IDEAL LAP TIME : 1:38.657		BEST LAP TIME : 1:38.722		DIFFERENCE : 0.065			
LAP	SECTOR 1	SECTOR 2	LAP TIME	MPH	DIFF	TIME OF DAY	
1 -		42.558	1:48.521	72.31	9.799	16:00:05.320	
2 -	57.702	41.819	1:39.521	78.85	0.799	16:01:44.841	
3 -	57.979	42.120	1:40.099	78.40	1.377	16:03:24.940	
4 -	57.444	42.161	1:39.605	78.79	0.883	16:05:04.545	
5 -	57.439	42.156	1:39.595	78.79	0.873	16:06:44.140	
6 -	56.855	42.005	1:38.860 (3)	79.38	0.138	16:08:23.000	
7 -	56.897	41.825	1:38.722 (1)	79.49		16:10:01.722	
8 -	56.838	41.910	1:38.748 (2)	79.47	0.026	16:11:40.470	
9 -	57.089	42.439	1:39.528	78.85	0.806	16:13:19.998	
10 -	57.078	43.016	1:40.094	78.40	1.372	16:15:00.092	

International Sidecar Revival 2022

2022 Molson Group British Sidecar Championship

RACE 8 - SECTOR ANALYSIS



SECTOR 1 = FL to I1, SECTOR 2 = I1 to FL, DIFF = Difference To Personal Best Lap, P = Crossed Finish Line in Pit Lane, D = Time Disallowed

P9 17		CLARKE / ENSOR		LCR Honda - Centurion/CYB fibreglass/City Lifting		
IDEAL LAP TIME : 1:39.281		BEST LAP TIME : 1:39.412		DIFFERENCE : 0.131		
LAP	SECTOR 1	SECTOR 2	LAP TIME	MPH	DIFF	TIME OF DAY
1 -		42.725	1:48.060	72.62	8.648	16:00:04.859
2 -	59.266	42.710	1:41.976	76.95	2.564	16:01:46.835
3 -	58.166	41.798	1:39.964	78.50	0.552	16:03:26.799
4 -	57.688	42.058	1:39.746 (3)	78.68	0.334	16:05:06.545
5 -	57.913	41.639	1:39.552 (2)	78.83	0.140	16:06:46.097
6 -	57.642	41.770	1:39.412 (1)	78.94		16:08:25.509
7 -	58.246	42.158	1:40.404	78.16	0.992	16:10:05.913
8 -	57.897	42.025	1:39.922	78.54	0.510	16:11:45.835
9 -	58.205	41.881	1:40.086	78.41	0.674	16:13:25.921
10 -	58.375	42.587	1:40.962	77.73	1.550	16:15:06.883

P10 4		PEACH / EDWARDS		LCR Yamaha - Lifesafety Motorsport		
IDEAL LAP TIME : 1:39.495		BEST LAP TIME : 1:39.569		DIFFERENCE : 0.074		
LAP	SECTOR 1	SECTOR 2	LAP TIME	MPH	DIFF	TIME OF DAY
1 -		43.213	1:49.491	71.67	9.922	16:00:06.290
2 -	58.257	42.757	1:41.014	77.69	1.445	16:01:47.304
3 -	58.325	43.229	1:41.554	77.27	1.985	16:03:28.858
4 -	58.340	42.107	1:40.447	78.13	0.878	16:05:09.305
5 -	57.666	42.429	1:40.095 (2)	78.40	0.526	16:06:49.400
6 -	57.388	42.181	1:39.569 (1)	78.82		16:08:28.969
7 -	57.490	42.645	1:40.135 (3)	78.37	0.566	16:10:09.104
8 -	1:01.849	44.695	1:46.544	73.66	6.975	16:11:55.648
9 -	1:00.857	43.754	1:44.611	75.02	5.042	16:13:40.259
10 -	1:01.080	44.739	1:45.819	74.16	6.250	16:15:26.078

P11 89		HAUXWELL / TAYLOR		AdolfRS1 Yamaha - Vinyls4U DMH tyres		
IDEAL LAP TIME : 1:42.055		BEST LAP TIME : 1:42.055		DIFFERENCE : 0.000		
LAP	SECTOR 1	SECTOR 2	LAP TIME	MPH	DIFF	TIME OF DAY
1 -		44.279	1:51.893	70.13	9.838	16:00:08.692
2 -	59.879	43.630	1:43.509 (3)	75.82	1.454	16:01:52.201
3 -	1:00.146	44.579	1:44.725	74.93	2.670	16:03:36.926
4 -	1:00.251	43.427	1:43.678	75.69	1.623	16:05:20.604
5 -	59.640	44.036	1:43.676	75.69	1.621	16:07:04.280
6 -	59.639	43.690	1:43.329 (2)	75.95	1.274	16:08:47.609
7 -	59.717	45.408	1:45.125	74.65	3.070	16:10:32.734
8 -	1:00.982	43.526	1:44.508	75.09	2.453	16:12:17.242
9 -	59.260	42.795	1:42.055 (1)	76.90		16:13:59.297

International Sidecar Revival 2022

2022 Molson Group British Sidecar Championship

RACE 8 - BEST SECTORS

SECTOR 1			SECTOR 2			IDEAL / BEST COMPARISON						
POS	NO	NAME	TIME	NO	NAME	TIME	POS	NO	NAME	IDEAL	BEST	DIFF
									PERFECT LAP	1:31.938		
1	6	ELLIS / CLEMENT	52.868	6	ELLIS / CLEMENT	39.070	1	6	ELLIS / CLEMENT	1:31.938	1:32.099	0.161
2	95	BLACKSTOCK / ROSNEY	53.500	34	S CHRISTIE / T CHRISTIE	39.466	2	95	BLACKSTOCK / ROSNEY	1:32.977	1:32.977	0.000
3	34	S CHRISTIE / T CHRISTIE	53.647	95	BLACKSTOCK / ROSNEY	39.477	3	34	S CHRISTIE / T CHRISTIE	1:33.113	1:33.182	0.069
4	93	HOLDEN / LAWRENCE	54.161	93	HOLDEN / LAWRENCE	39.904	4	93	HOLDEN / LAWRENCE	1:34.065	1:34.065	0.000
5	5	BIGGS / PITT	55.384	5	BIGGS / PITT	40.245	5	5	BIGGS / PITT	1:35.629	1:35.637	0.008
6	19	ROBINSON / FAIRHURST	55.895	19	ROBINSON / FAIRHURST	40.691	6	19	ROBINSON / FAIRHURST	1:36.586	1:36.586	0.000
7	70	ARCHER / HYDE	56.838	17	CLARKE / ENSOR	41.639	7	111	CABLE / RICHARDSON	1:38.574	1:38.633	0.059
8	111	CABLE / RICHARDSON	56.883	111	CABLE / RICHARDSON	41.691	8	70	ARCHER / HYDE	1:38.657	1:38.722	0.065
9	4	PEACH / EDWARDS	57.388	70	ARCHER / HYDE	41.819	9	17	CLARKE / ENSOR	1:39.281	1:39.412	0.131
10	17	CLARKE / ENSOR	57.642	4	PEACH / EDWARDS	42.107	10	4	PEACH / EDWARDS	1:39.495	1:39.569	0.074
11	89	HAUXWELL / TAYLOR	59.260	89	HAUXWELL / TAYLOR	42.795	11	89	HAUXWELL / TAYLOR	1:42.055	1:42.055	0.000

2022 Molson Group British Sidecar Championship
RIDERS POINTS AFTER AFTER ROUND 7



		TOTAL	GAP	DIFF																				Wins	Seconds	Thirds																							
					1	2	3	4	5	6	7	8	9	10	11	12	13	14	15	16	17	18	19																										
						1 30th April - 2nd May		2 Oulton Park International		3 17th - 19th June		4 Knockhill		5 22nd - 24th July		6 Brands Hatch GP		7 6th / 7th August		8		9 Cadwell Park		10 12th - 14th August		11 Thruxton		12 27th - 29th August		13 Cadwell Park		14 9th - 11th September		15 Snetterton 300		16 30th Sept - 2nd Oct		17 Donington Park GP		18 14th - 16th October		19 Brands Hatch GP							
1	CHRISTIE / CHRISTIE (LCR Yamaha)	128			16	16	20	20	20	16	20																																	0	4	3			
2	ELLIS / CLEMENT (LCR Yamaha)	125	3		25	25			25	25	25																																	5	0	0			
3	BLACKSTOCK / ROSNEY (LCR Yamaha)	119	9	6	20	20	25	25		13	16			13	16																													2	2	1			
4	G.HOLDEN / LAWRENCE (LCR Kawasaki)	74	54	45		13	16	16	16		13																																	0	0	3			
5	ROBINSON / FAIRHURST & CLARK (LCR Yamaha)	55	73	19	11	11			13	10	10																																	0	0	0			
6	ARCHER / HYDE (RSR Yamaha)	49	79	6			11	10	11	9	8																																	0	0	0			
7	HAUXWELL / TAYLOR (Adolf RS Yamaha)	45	83	4	9	9	8	7	7	5																																		0	0	0			
8	PEACH / EDWARDS (LCR Yamaha)	40	88	5	10	13	11			6																																		0	0	0			
9	KIRBY / KIRBY (Adolf RS Yamaha)	35	93	5	8	8	10	9																																					0	0	0		
10	CABLE / RICHARDSON (LCR Yamaha)	26	102	9					9	8	9																																		0	0	0		
11	BIGGS / SCHMITZ, STOKOE, CHRISTIE & PITT (LCR Yamaha)	25	103	1		10				4	11																																		0	0	0		
12	J.HOLDEN / PITT (LCR Yamaha)	22	106	3	13	9																																							0	0	0		
13	KIRK / MASTERS (LCR Yamaha)	21	107	1					10	11																																				0	0	0	
14	CLARKE / ENSOR (LCR Honda)	21	107	0					8	6	7																																			0	0	0	
15	KERSHAW / CHARLWOOD (LCR Yamaha)	20	108	1						20																																			0	1	0		
16	BELL / BELL (LCR Yamaha)	13	115	7			13																																							0	0	0	
17	HILDIGE / HILDIGE (LCR Yamaha)	11	117	2					6	5																																			0	0	0		
18																																														0	0	0	

International Sidecar Revival 2022

2022 Molson Group British Sidecar Championship

RACE 8 - STATISTICS

Competitors Started 11
Planned Start 2022-08-06 @ 15:35:00.000
Actual Start 2022-08-06 @ 15:58:16.798
Finish Time 2022-08-06 @ 16:13:52.181
Track Length 2.1800mi.
Total Laps 109
Total Distance Covered 237.6220mi.

Session Fastest Lap History

NO	NAME	LAP TIME	TIME OF DAY	LAP	VEHICLE
6	ELLIS / CLEMENT	1:32.743	16:01:28.276	2	LCR Yamaha
6	ELLIS / CLEMENT	1:32.187	16:03:00.463	3	LCR Yamaha
6	ELLIS / CLEMENT	1:32.099	16:04:32.562	4	LCR Yamaha

Session Leader History

NO	NAME	FROM LAP	LAPS LED	DISTANCE	VEHICLE
6	ELLIS / CLEMENT	1	10	21.80 miles	LCR Yamaha

Flag History

TYPE	TIME OF DAY
GREEN	15:58:16.798
FINISH	16:13:52.181

Flag Statistics

TYPE	COUNT	TOTAL LAPS	TOTAL TIME
Green	1	10	17:12.819
Red	0	0	0.000
Safety Car	0	0	0.000
FCY	0	0	0.000

International Sidecar Revival 2022

2022 Molson Group British Sidecar Championship

RACE 3 - GRID (12 Laps)



ROW 6	11	89	HAUXWELL / TAYLOR	1:42.055				
ROW 5	9	17	CLARKE / ENSOR	1:39.412	10	4	PEACH / EDWARDS	1:39.569
ROW 4	7	111	CABLE / RICHARDSON	1:38.633	8	70	ARCHER / HYDE	1:38.722
ROW 3	5	5	BIGGS / PITT	1:35.637	6	19	ROBINSON / FAIRHURST	1:36.586
ROW 2	3	34	S CHRISTIE / T CHRISTIE	1:33.182	4	93	HOLDEN / LAWRENCE	1:34.065
ROW 1	1	6	ELLIS / CLEMENT	1:32.099	2	95	BLACKSTOCK / ROSNEY	1:32.977
Pole								

Cadwell Park: 2.1800 miles

These results are provisional until the conclusion of any judicial and technical matters.

Clerk Of Course :	Stewards :	Timekeeper : <i>Craig Smith</i>
-------------------	------------	------------------------------------

Results can be found at www.tsl-timing.com

Printed - 16:18 Saturday, 06 August 2022



International Sidecar Revival 2022

2022 Molson Group British Sidecar Championship

RACE 3 - CLASSIFICATION



POS	NO	NAME	ENTRY	LAPS	TIME	GAP	DIFF	MPH	BEST	ON
1	6	ELLIS / CLEMENT	LCR Yamaha - Santander Salt	12	18:38.833			84.17	1:31.617	3
2	34	S CHRISTIE / T CHRISTIE	LCR Yamaha - Christie Engineering Services	12	18:51.785	12.952	12.952	83.21	1:32.286	2
3	95	BLACKSTOCK / ROSNEY	LCR Yamaha - Express Tyres Lockerbie	12	18:54.294	15.461	2.509	83.02	1:32.162	2
4	93	HOLDEN / LAWRENCE	LCR Kawasaki - Holden racing	12	19:05.044	26.211	10.750	82.24	1:33.416	2
5	19	ROBINSON / FAIRHURST	LCR Yamaha - 24 seven courier service	12	19:36.732	57.899	31.688	80.03	1:36.687	6
6	111	CABLE / RICHARDSON	LCR Yamaha -	12	19:57.910	1:19.077	21.178	78.61	1:38.444	8
7	70	ARCHER / HYDE	RSR Yamaha - Hannafin Contractors	12	19:58.390	1:19.557	0.480	78.58	1:38.502	8
8	17	CLARKE / ENSOR	LCR Honda - Centurion/CYB fibreglass/City Lifting	12	20:17.095	1:38.262	18.705	77.37	1:39.620	7
9	89	HAUXWELL / TAYLOR	AdolfRS1 Yamaha - Vinyls4U DMH tyres	11	19:12.826	1 Lap	1 Lap	74.88	1:42.670	3

NOT CLASSIFIED

DNF	5	BIGGS / PITT	LCR Yamaha - Express Tyre Services/Santander Sa	6	9:48.047	6 Laps	5 Laps	80.07	1:36.154	4
DNF	4	PEACH / EDWARDS	LCR Yamaha - Lifesafety Motorsport	4	6:51.368	8 Laps	2 Laps	76.31	1:40.178	4

FASTEST LAP

	6	ELLIS / CLEMENT	LCR Yamaha - Santander Salt	3	1:31.617			85.66 mph	137.85 kph	
--	---	-----------------	-----------------------------	---	----------	--	--	-----------	------------	--

92.5% of Race Speed = 77.85 mph

Weather / Track : Bright / Dry

These results are provisional until the conclusion of any judicial and technical matters.

Race Distance: 12 Laps / 26.16 miles

Cadwell Park: 2.1800 miles

Date: 07/08/2022 Start: 11:06 Finish: 11:25

Clerk Of Course :

Stewards :

Timekeeper :

Craig Smith

Results can be found at www.tsl-timing.com

Printed - 11:27 Sunday, 07 August 2022



International Sidecar Revival 2022

2022 Molson Group British Sidecar Championship

RACE 3 - LAP CHART

LAP 1 @ 11:08:06.826

NO	BEHIND	LAP TIME
6		1:38.209
95	0.686	1:38.895
34	1.114	1:39.323
93	2.152	1:40.361
19	4.858	1:43.067
5	5.366	1:43.575
111	9.190	1:47.399
70	9.400	1:47.609
17	10.712	1:48.921
4	11.518	1:49.727
89	13.209	1:51.418

LAP 2 @ 11:09:38.605

NO	BEHIND	LAP TIME
6		1:31.779
95	1.069	1:32.162
34	1.621	1:32.286
93	3.789	1:33.416
5	10.245	1:36.658
19	10.758	1:37.679
111	17.099	1:39.688
70	17.395	1:39.774
17	20.085	1:41.152
4	20.641	1:40.902
89	24.213	1:42.783

LAP 3 @ 11:11:10.222

NO	BEHIND	LAP TIME
6		1:31.617
95	3.597	1:34.145
34	3.982	1:33.978
93	6.196	1:34.024
5	14.892	1:36.264
19	16.145	1:37.004
111	24.660	1:39.178
70	24.809	1:39.031
17	29.078	1:40.610
4	29.585	1:40.561
89	35.266	1:42.670

LAP 4 @ 11:12:42.191

NO	BEHIND	LAP TIME
6		1:31.969
34	5.069	1:33.056
95	5.763	1:34.135
93	8.422	1:34.195
5	19.077	1:36.154
19	21.230	1:37.054
111	32.056	1:39.365
70	32.391	1:39.551
17	36.873	1:39.764
4	37.794	1:40.178
89	46.343	1:43.046

LAP 5 @ 11:14:14.381

NO	BEHIND	LAP TIME
6		1:32.190
34	5.643	1:32.764
95	6.863	1:33.290
93	10.126	1:33.894

5	24.571	1:37.684
19	25.993	1:36.953
111	38.868	1:39.002
70	39.362	1:39.161
17	44.318	1:39.635
89	58.290	1:44.137

LAP 6 @ 11:15:47.041

NO	BEHIND	LAP TIME
6		1:32.660
34	6.078	1:33.095
95	8.224	1:34.021
93	11.949	1:34.483
5	29.623	1:37.712
19	30.020	1:36.687
111	45.506	1:39.298
70	45.868	1:39.166
17	51.396	1:39.738
89	1:10.122	1:44.492

LAP 7 @ 11:17:19.923

NO	BEHIND	LAP TIME
6		1:32.882
34	6.470	1:33.274
95	9.624	1:34.282
93	14.321	1:35.254
19	34.654	1:37.516
111	51.746	1:39.122
70	52.336	1:39.350
17	58.134	1:39.620
89	1:22.003	1:44.763

LAP 8 @ 11:18:53.033

NO	BEHIND	LAP TIME
6		1:33.110
34	7.203	1:33.843
95	11.089	1:34.575
93	16.378	1:35.167
19	39.500	1:37.956
111	57.080	1:38.444
70	57.728	1:38.502
17	1:05.796	1:40.772

LAP 9 @ 11:20:26.539

NO	BEHIND	LAP TIME
6		1:33.506
89	1 Lap	1:45.815
34	8.721	1:35.024
95	12.171	1:34.588
93	18.241	1:35.369
19	43.651	1:37.657
111	1:02.217	1:38.643
70	1:03.030	1:38.808
17	1:15.078	1:42.788

LAP 10 @ 11:22:00.053

NO	BEHIND	LAP TIME
6		1:33.514
34	11.418	1:36.211
89	1 Lap	1:44.928
95	13.014	1:34.357
93	19.605	1:34.878

19	48.658	1:38.521
111	1:07.952	1:39.249
70	1:08.194	1:38.678
17	1:22.886	1:41.322

LAP 11 @ 11:23:33.303

NO	BEHIND	LAP TIME
6		1:33.250
34	12.534	1:34.366
95	14.864	1:35.100
93	24.499	1:38.144
89	1 Lap	1:45.271
19	53.667	1:38.259
111	1:13.785	1:39.083
70	1:14.477	1:39.533
17	1:30.937	1:41.301

LAP 12 @ 11:25:07.450

NO	BEHIND	LAP TIME
6		1:34.147
34	12.952	1:34.565
95	15.461	1:34.744
93	26.211	1:35.859
89	1 Lap	1:43.503
19	57.899	1:38.379
111	1:19.077	1:39.439
70	1:19.557	1:39.227
17	1:38.262	1:41.472

International Sidecar Revival 2022

2022 Molson Group British Sidecar Championship

RACE 3 - SECTOR ANALYSIS



SECTOR 1 = FL to I1, SECTOR 2 = I1 to FL, DIFF = Difference To Personal Best Lap, P = Crossed Finish Line in Pit Lane, D = Time Disallowed

P1 6		ELLIS / CLEMENT		LCR Yamaha - Santander Salt			
IDEAL LAP TIME : 1:31.617		BEST LAP TIME : 1:31.617		DIFFERENCE : 0.000			
LAP	SECTOR 1	SECTOR 2	LAP TIME	MPH	DIFF	TIME OF DAY	
1 -		39.353	1:38.209	79.91	6.592	11:08:06.826	
2 -	52.662	39.117	1:31.779 (2)	85.51	0.162	11:09:38.605	
3 -	52.574	39.043	1:31.617 (1)	85.66		11:11:10.222	
4 -	52.769	39.200	1:31.969 (3)	85.33	0.352	11:12:42.191	
5 -	52.833	39.357	1:32.190	85.12	0.573	11:14:14.381	
6 -	53.078	39.582	1:32.660	84.69	1.043	11:15:47.041	
7 -	53.208	39.674	1:32.882	84.49	1.265	11:17:19.923	
8 -	53.288	39.822	1:33.110	84.28	1.493	11:18:53.033	
9 -	53.141	40.365	1:33.506	83.93	1.889	11:20:26.539	
10 -	53.661	39.853	1:33.514	83.92	1.897	11:22:00.053	
11 -	53.431	39.819	1:33.250	84.16	1.633	11:23:33.303	
12 -	53.754	40.393	1:34.147	83.35	2.530	11:25:07.450	

P2 34		S CHRISTIE / T CHRISTIE		LCR Yamaha - Christie Engineering Services			
IDEAL LAP TIME : 1:32.286		BEST LAP TIME : 1:32.286		DIFFERENCE : 0.000			
LAP	SECTOR 1	SECTOR 2	LAP TIME	MPH	DIFF	TIME OF DAY	
1 -		39.706	1:39.323	79.01	7.037	11:08:07.940	
2 -	53.226	39.060	1:32.286 (1)	85.04		11:09:40.226	
3 -	53.909	40.069	1:33.978	83.50	1.692	11:11:14.204	
4 -	53.597	39.459	1:33.056 (3)	84.33	0.770	11:12:47.260	
5 -	53.543	39.221	1:32.764 (2)	84.60	0.478	11:14:20.024	
6 -	53.528	39.567	1:33.095	84.30	0.809	11:15:53.119	
7 -	53.605	39.669	1:33.274	84.13	0.988	11:17:26.393	
8 -	53.890	39.953	1:33.843	83.62	1.557	11:19:00.236	
9 -	54.453	40.571	1:35.024	82.59	2.738	11:20:35.260	
10 -	54.431	41.780	1:36.211	81.57	3.925	11:22:11.471	
11 -	54.332	40.034	1:34.366	83.16	2.080	11:23:45.837	
12 -	54.385	40.180	1:34.565	82.99	2.279	11:25:20.402	

P3 95		BLACKSTOCK / ROSNEY		LCR Yamaha - Express Tyres Lockerbie			
IDEAL LAP TIME : 1:32.162		BEST LAP TIME : 1:32.162		DIFFERENCE : 0.000			
LAP	SECTOR 1	SECTOR 2	LAP TIME	MPH	DIFF	TIME OF DAY	
1 -		39.560	1:38.895	79.35	6.733	11:08:07.512	
2 -	53.083	39.079	1:32.162 (1)	85.15		11:09:39.674	
3 -	54.253	39.892	1:34.145	83.36	1.983	11:11:13.819	
4 -	54.490	39.645	1:34.135	83.37	1.973	11:12:47.954	
5 -	53.816	39.474	1:33.290 (2)	84.12	1.128	11:14:21.244	
6 -	54.042	39.979	1:34.021 (3)	83.47	1.859	11:15:55.265	
7 -	54.330	39.952	1:34.282	83.24	2.120	11:17:29.547	
8 -	54.466	40.109	1:34.575	82.98	2.413	11:19:04.122	
9 -	54.494	40.094	1:34.588	82.97	2.426	11:20:38.710	
10 -	54.436	39.921	1:34.357	83.17	2.195	11:22:13.067	
11 -	55.216	39.884	1:35.100	82.52	2.938	11:23:48.167	
12 -	54.474	40.270	1:34.744	82.83	2.582	11:25:22.911	

International Sidecar Revival 2022

2022 Molson Group British Sidecar Championship

RACE 3 - SECTOR ANALYSIS



SECTOR 1 = FL to I1, SECTOR 2 = I1 to FL, DIFF = Difference To Personal Best Lap, P = Crossed Finish Line in Pit Lane, D = Time Disallowed

P4 93		HOLDEN / LAWRENCE		LCR Kawasaki - Holden racing			
IDEAL LAP TIME : 1:33.416		BEST LAP TIME : 1:33.416		DIFFERENCE : 0.000			
LAP	SECTOR 1	SECTOR 2	LAP TIME	MPH	DIFF	TIME OF DAY	
1 -		40.053	1:40.361	78.19	6.945	11:08:08.978	
2 -	53.568	39.848	1:33.416 (1)	84.01		11:09:42.394	
3 -	53.835	40.189	1:34.024 (3)	83.46	0.608	11:11:16.418	
4 -	53.944	40.251	1:34.195	83.31	0.779	11:12:50.613	
5 -	54.019	39.875	1:33.894 (2)	83.58	0.478	11:14:24.507	
6 -	54.391	40.092	1:34.483	83.06	1.067	11:15:58.990	
7 -	54.403	40.851	1:35.254	82.39	1.838	11:17:34.244	
8 -	54.743	40.424	1:35.167	82.46	1.751	11:19:09.411	
9 -	54.486	40.883	1:35.369	82.29	1.953	11:20:44.780	
10 -	54.552	40.326	1:34.878	82.71	1.462	11:22:19.658	
11 -	55.936	42.208	1:38.144	79.96	4.728	11:23:57.802	
12 -	55.084	40.775	1:35.859	81.87	2.443	11:25:33.661	

P5 19		ROBINSON / FAIRHURST		LCR Yamaha - 24 seven courier service			
IDEAL LAP TIME : 1:36.590		BEST LAP TIME : 1:36.687		DIFFERENCE : 0.097			
LAP	SECTOR 1	SECTOR 2	LAP TIME	MPH	DIFF	TIME OF DAY	
1 -		41.335	1:43.067	76.14	6.380	11:08:11.684	
2 -	55.792	41.887	1:37.679	80.34	0.992	11:09:49.363	
3 -	55.829	41.175	1:37.004 (3)	80.90	0.317	11:11:26.367	
4 -	55.987	41.067	1:37.054	80.86	0.367	11:13:03.421	
5 -	55.934	41.019	1:36.953 (2)	80.94	0.266	11:14:40.374	
6 -	55.710	40.977	1:36.687 (1)	81.16		11:16:17.061	
7 -	55.951	41.565	1:37.516	80.47	0.829	11:17:54.577	
8 -	55.911	42.045	1:37.956	80.11	1.269	11:19:32.533	
9 -	56.777	40.880	1:37.657	80.36	0.970	11:21:10.190	
10 -	57.169	41.352	1:38.521	79.65	1.834	11:22:48.711	
11 -	57.201	41.058	1:38.259	79.87	1.572	11:24:26.970	
12 -	56.613	41.766	1:38.379	79.77	1.692	11:26:05.349	

P6 111		CABLE / RICHARDSON		LCR Yamaha -			
IDEAL LAP TIME : 1:38.444		BEST LAP TIME : 1:38.444		DIFFERENCE : 0.000			
LAP	SECTOR 1	SECTOR 2	LAP TIME	MPH	DIFF	TIME OF DAY	
1 -		42.633	1:47.399	73.07	8.955	11:08:16.016	
2 -	57.394	42.294	1:39.688	78.72	1.244	11:09:55.704	
3 -	57.061	42.117	1:39.178	79.13	0.734	11:11:34.882	
4 -	57.295	42.070	1:39.365	78.98	0.921	11:13:14.247	
5 -	57.147	41.855	1:39.002 (3)	79.27	0.558	11:14:53.249	
6 -	57.270	42.028	1:39.298	79.03	0.854	11:16:32.547	
7 -	57.238	41.884	1:39.122	79.17	0.678	11:18:11.669	
8 -	56.848	41.596	1:38.444 (1)	79.72		11:19:50.113	
9 -	56.940	41.703	1:38.643 (2)	79.56	0.199	11:21:28.756	
10 -	56.975	42.274	1:39.249	79.07	0.805	11:23:08.005	
11 -	56.905	42.178	1:39.083	79.20	0.639	11:24:47.088	
12 -	56.928	42.511	1:39.439	78.92	0.995	11:26:26.527	

International Sidecar Revival 2022

2022 Molson Group British Sidecar Championship

RACE 3 - SECTOR ANALYSIS



SECTOR 1 = FL to I1, SECTOR 2 = I1 to FL, DIFF = Difference To Personal Best Lap, P = Crossed Finish Line in Pit Lane, D = Time Disallowed

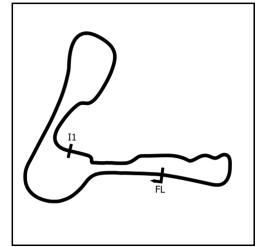
P7 70		ARCHER / HYDE		RSR Yamaha - Hannafin Contracors			
IDEAL LAP TIME : 1:38.246		BEST LAP TIME : 1:38.502		DIFFERENCE : 0.256			
LAP	SECTOR 1	SECTOR 2	LAP TIME	MPH	DIFF	TIME OF DAY	
1 -		42.274	1:47.609	72.93	9.107	11:08:16.226	
2 -	57.671	42.103	1:39.774	78.65	1.272	11:09:56.000	
3 -	57.334	41.697	1:39.031	79.24	0.529	11:11:35.031	
4 -	57.638	41.913	1:39.551	78.83	1.049	11:13:14.582	
5 -	57.285	41.876	1:39.161	79.14	0.659	11:14:53.743	
6 -	57.324	41.842	1:39.166	79.14	0.664	11:16:32.909	
7 -	57.281	42.069	1:39.350	78.99	0.848	11:18:12.259	
8 -	56.699	41.803	1:38.502 (1)	79.67		11:19:50.761	
9 -	56.719	42.089	1:38.808 (3)	79.42	0.306	11:21:29.569	
10 -	56.549	42.129	1:38.678 (2)	79.53	0.176	11:23:08.247	
11 -	57.008	42.525	1:39.533	78.84	1.031	11:24:47.780	
12 -	56.732	42.495	1:39.227	79.09	0.725	11:26:27.007	

P8 17		CLARKE / ENSOR		LCR Honda - Centurion/CYB fibreglass/City Lifting			
IDEAL LAP TIME : 1:39.198		BEST LAP TIME : 1:39.620		DIFFERENCE : 0.422			
LAP	SECTOR 1	SECTOR 2	LAP TIME	MPH	DIFF	TIME OF DAY	
1 -		43.066	1:48.921	72.05	9.301	11:08:17.538	
2 -	58.327	42.825	1:41.152	77.58	1.532	11:09:58.690	
3 -	58.062	42.548	1:40.610	78.00	0.990	11:11:39.300	
4 -	57.969	41.795	1:39.764	78.66	0.144	11:13:19.064	
5 -	57.717	41.918	1:39.635 (2)	78.76	0.015	11:14:58.699	
6 -	57.403	42.335	1:39.738 (3)	78.68	0.118	11:16:38.437	
7 -	57.668	41.952	1:39.620 (1)	78.78		11:18:18.057	
8 -	58.052	42.720	1:40.772	77.87	1.152	11:19:58.829	
9 -	58.775	44.013	1:42.788	76.35	3.168	11:21:41.617	
10 -	58.992	42.330	1:41.322	77.45	1.702	11:23:22.939	
11 -	58.392	42.909	1:41.301	77.47	1.681	11:25:04.240	
12 -	58.569	42.903	1:41.472	77.34	1.852	11:26:45.712	

P9 89		HAUXWELL / TAYLOR		AdolfRS1 Yamaha - Vinyls4U DMH tyres			
IDEAL LAP TIME : 1:42.236		BEST LAP TIME : 1:42.670		DIFFERENCE : 0.434			
LAP	SECTOR 1	SECTOR 2	LAP TIME	MPH	DIFF	TIME OF DAY	
1 -		43.560	1:51.418	70.43	8.748	11:08:20.035	
2 -	59.349	43.434	1:42.783 (2)	76.35	0.113	11:10:02.818	
3 -	59.121	43.549	1:42.670 (1)	76.43		11:11:45.488	
4 -	58.802	44.244	1:43.046 (3)	76.16	0.376	11:13:28.534	
5 -	59.998	44.139	1:44.137	75.36	1.467	11:15:12.671	
6 -	59.982	44.510	1:44.492	75.10	1.822	11:16:57.163	
7 -	59.902	44.861	1:44.763	74.91	2.093	11:18:41.926	
8 -	59.957	45.858	1:45.815	74.16	3.145	11:20:27.741	
9 -	1:00.162	44.766	1:44.928	74.79	2.258	11:22:12.669	
10 -	1:00.478	44.793	1:45.271	74.55	2.601	11:23:57.940	
11 -	59.738	43.765	1:43.503	75.82	0.833	11:25:41.443	

P10 5		BIGGS / PITT		LCR Yamaha - Express Tyre Services/Santander Salt			
IDEAL LAP TIME : 1:36.154		BEST LAP TIME : 1:36.154		DIFFERENCE : 0.000			
LAP	SECTOR 1	SECTOR 2	LAP TIME	MPH	DIFF	TIME OF DAY	
1 -		41.500	1:43.575	75.77	7.421	11:08:12.192	
2 -	55.698	40.960	1:36.658 (3)	81.19	0.504	11:09:48.850	
3 -	55.452	40.812	1:36.264 (2)	81.52	0.110	11:11:25.114	
4 -	55.399	40.755	1:36.154 (1)	81.61		11:13:01.268	
5 -	56.196	41.488	1:37.684	80.34	1.530	11:14:38.952	
6 -	56.618	41.094	1:37.712	80.31	1.558	11:16:16.664	

International Sidecar Revival 2022
2022 Molson Group British Sidecar Championship
RACE 3 - SECTOR ANALYSIS



SECTOR 1 = FL to I1, SECTOR 2 = I1 to FL, DIFF = Difference To Personal Best Lap, P = Crossed Finish Line in Pit Lane, D = Time Disallowed

P11		4		PEACH / EDWARDS		LCR Yamaha - Lifesafety Motorsport	
IDEAL LAP TIME : 1:40.178		BEST LAP TIME : 1:40.178		DIFFERENCE : 0.000			
LAP	SECTOR 1	SECTOR 2	LAP TIME	MPH	DIFF	TIME OF DAY	
1 -		43.277	1:49.727	71.52	9.549	11:08:18.344	
2 -	58.056	42.846	1:40.902 (3)	77.77	0.724	11:09:59.246	
3 -	58.258	42.303	1:40.561 (2)	78.04	0.383	11:11:39.807	
4 -	58.009	42.169	1:40.178 (1)	78.34		11:13:19.985	

International Sidecar Revival 2022

2022 Molson Group British Sidecar Championship

RACE 3 - BEST SECTORS

SECTOR 1			SECTOR 2			IDEAL / BEST COMPARISON						
POS	NO	NAME	TIME	NO	NAME	TIME	POS	NO	NAME	IDEAL	BEST	DIFF
									PERFECT LAP	1:31.617		
1	6	ELLIS / CLEMENT	52.574	6	ELLIS / CLEMENT	39.043	1	6	ELLIS / CLEMENT	1:31.617	1:31.617	0.000
2	95	BLACKSTOCK / ROSNEY	53.083	34	S CHRISTIE / T CHRISTIE	39.060	2	95	BLACKSTOCK / ROSNEY	1:32.162	1:32.162	0.000
3	34	S CHRISTIE / T CHRISTIE	53.226	95	BLACKSTOCK / ROSNEY	39.079	3	34	S CHRISTIE / T CHRISTIE	1:32.286	1:32.286	0.000
4	93	HOLDEN / LAWRENCE	53.568	93	HOLDEN / LAWRENCE	39.848	4	93	HOLDEN / LAWRENCE	1:33.416	1:33.416	0.000
5	5	BIGGS / PITT	55.399	5	BIGGS / PITT	40.755	5	5	BIGGS / PITT	1:36.154	1:36.154	0.000
6	19	ROBINSON / FAIRHURST	55.710	19	ROBINSON / FAIRHURST	40.880	6	19	ROBINSON / FAIRHURST	1:36.590	1:36.687	0.097
7	70	ARCHER / HYDE	56.549	111	CABLE / RICHARDSON	41.596	7	70	ARCHER / HYDE	1:38.246	1:38.502	0.256
8	111	CABLE / RICHARDSON	56.848	70	ARCHER / HYDE	41.697	8	111	CABLE / RICHARDSON	1:38.444	1:38.444	0.000
9	17	CLARKE / ENSOR	57.403	17	CLARKE / ENSOR	41.795	9	17	CLARKE / ENSOR	1:39.198	1:39.620	0.422
10	4	PEACH / EDWARDS	58.009	4	PEACH / EDWARDS	42.169	10	4	PEACH / EDWARDS	1:40.178	1:40.178	0.000
11	89	HAUXWELL / TAYLOR	58.802	89	HAUXWELL / TAYLOR	43.434	11	89	HAUXWELL / TAYLOR	1:42.236	1:42.670	0.434

2022 Molson Group British Sidecar Championship
RIDERS POINTS AFTER AFTER ROUND 8



	TOTAL	GAP	DIFF	1 30th April - 2nd May	2 Oulton Park International	3 17th - 19th June	4 Knockhill	5 22nd - 24th July	6 Brands Hatch GP	7 6th / 7th August	8	9 Cadwell Park	10 12th - 14th August	11 Thruxton	12 27th - 29th August	13 Cadwell Park	14 9th - 11th September	15 Snetterton 300	16 30th Sept - 2nd Oct	17 Donington Park GP	18 14th - 16th October	19 Brands Hatch GP	Wins	Seconds	Thirds
1 ELLIS / CLEMENT (LCR Yamaha)	150			25 25				25 25	25 25														6	0	0
2 CHRISTIE / CHRISTIE (LCR Yamaha)	148	2		16 16	20 20	20 16	20 20																0	5	3
3 BLACKSTOCK / ROSNEY (LCR Yamaha)	135	15	13	20 20	25 25	13	16 16																2	2	2
4 G.HOLDEN / LAWRENCE (LCR Kawasaki)	87	63	48		13	16 16	16	13 13															0	0	3
5 ROBINSON / FAIRHURST & CLARK (LCR Yamaha)	66	84	21	11 11				13 10	10 11														0	0	0
6 ARCHER / HYDE (RSR Yamaha)	58	92	8			11 10		11 9	8 9														0	0	0
7 HAUXWELL / TAYLOR (Adolf RS Yamaha)	52	98	6	9	9 8	7 7	5 7																0	0	0
8 PEACH / EDWARDS (LCR Yamaha)	40	110	12	10	13 11			8 6	7 8														0	0	0
9 CABLE / RICHARDSON (LCR Yamaha)	36	114	4				9 8	9 10															0	0	0
10 KIRBY / KIRBY (Adolf RS Yamaha)	35	115	1	8 8	10 9																		0	0	0
11 CLARKE / ENSOR (LCR Honda)	29	121	6					8 6	7 8														0	0	0
12 BIGGS / SCHMITZ, STOKOE, CHRISTIE & PITT (LCR Yamaha)	25	125	4		10			4 11															0	0	0
13 J.HOLDEN / PITT (LCR Yamaha)	22	128	3	13 9																			0	0	0
14 KIRK / MASTERS (LCR Yamaha)	21	129	1				10 11																0	0	0
15 KERSHAW / CHARLWOOD (LCR Yamaha)	20	130	1					20															0	1	0
16 BELL / BELL (LCR Yamaha)	13	137	7			13																	0	0	0
17 HILDIGE / HILDIGE (LCR Yamaha)	11	139	2					6 5															0	0	0
18																							0	0	0

International Sidecar Revival 2022

2022 Molson Group British Sidecar Championship

RACE 3 - STATISTICS

Competitors Started 11
Planned Start 2022-08-07 @ 11:00:00.000
Actual Start 2022-08-07 @ 11:06:28.616
Finish Time 2022-08-07 @ 11:25:07.449
Track Length 2.1800mi.
Total Laps 117
Total Distance Covered 255.0621mi.

Session Fastest Lap History

NO	NAME	LAP TIME	TIME OF DAY	LAP	VEHICLE
6	ELLIS / CLEMENT	1:31.779	11:09:38.623	2	LCR Yamaha
6	ELLIS / CLEMENT	1:31.617	11:11:10.240	3	LCR Yamaha

Session Leader History

NO	NAME	FROM LAP	LAPS LED	DISTANCE	VEHICLE
6	ELLIS / CLEMENT	1	12	26.16 miles	LCR Yamaha

Flag History

TYPE	TIME OF DAY
GREEN	11:06:28.616
FINISH	11:25:07.449

Flag Statistics

TYPE	COUNT	TOTAL LAPS	TOTAL TIME
Green	1	12	20:27.501
Red	0	0	0.000
Safety Car	0	0	0.000
FCY	0	0	0.000


International Sidecar Revival 2022

2022 Molson Group British Sidecar Championship

RACE 12 - GRID (12 Laps)



ROW 6	11	89	HAUXWELL / TAYLOR	1:42.670
ROW 5	9	17	CLARKE / ENSOR	1:39.620
	10	4	PEACH / EDWARDS	1:40.178
ROW 4	7	111	CABLE / RICHARDSON	1:38.444
	8	70	ARCHER / HYDE	1:38.502
ROW 3	5	5	BIGGS / PITT	1:36.154
	6	19	ROBINSON / FAIRHURST	1:36.687
ROW 2	3	34	S CHRISTIE / T CHRISTIE	1:32.286
	4	93	HOLDEN / LAWRENCE	1:33.416
ROW 1	1	6	ELLIS / CLEMENT	1:31.617
	2	95	BLACKSTOCK / ROSNEY	1:32.162
Pole				



Cadwell Park: 2.1800 miles

These results are provisional until the conclusion of any judicial and technical matters.

Clerk Of Course :	Stewards :	Timekeeper : <i>Craig Smith</i>
-------------------	------------	------------------------------------

Results can be found at www.tsl-timing.com

Printed - 11:28 Sunday, 07 August 2022



International Sidecar Revival 2022

2022 Molson Group British Sidecar Championship

RACE 12 - CLASSIFICATION



POS	NO	NAME	ENTRY	LAPS	TIME	GAP	DIFF	MPH	BEST	ON
1	6	ELLIS / CLEMENT	LCR Yamaha - Santander Salt	12	18:44.219			83.77	1:32.198	5
2	93	HOLDEN / LAWRENCE	LCR Kawasaki - Holden racing	12	19:03.830	19.611	19.611	82.33	1:33.960	4
3	34	S CHRISTIE / T CHRISTIE	LCR Yamaha - Christie Engineering Services	12	19:19.142	34.923	15.312	81.24	1:33.776	4
4	95	BLACKSTOCK / ROSNEY	LCR Yamaha - Express Tyres Lockerbie	12	19:52.382	1:08.163	33.240	78.98	1:33.776	5
5	111	CABLE / RICHARDSON	LCR Yamaha -	12	20:03.739	1:19.520	11.357	78.23	1:39.174	5
6	70	ARCHER / HYDE	RSR Yamaha - Hannafin Contratoors	12	20:04.146	1:19.927	0.407	78.21	1:39.147	7
7	17	CLARKE / ENSOR	LCR Honda - Centurion/CYB fibreglass/City Lifting	12	20:19.552	1:35.333	15.406	77.22	1:38.601	7
8	89	HAUXWELL / TAYLOR	AdolfRS1 Yamaha - Vinyls4U DMH tyres	11	18:59.628	1 Lap	1 Lap	75.75	1:42.259	9

NOT CLASSIFIED

DNF	5	BIGGS / PITT	LCR Yamaha - Express Tyre Services/Santander Sa	7	11:25.783	5 Laps	4 Laps	80.10	1:36.620	3
DNF	19	ROBINSON / FAIRHURST	LCR Yamaha - 24 seven courier service	6	9:51.270	6 Laps	1 Lap	79.63	1:37.124	3

FASTEST LAP

6	ELLIS / CLEMENT	LCR Yamaha - Santander Salt	5	1:32.198	85.12 mph	136.99 kph
---	-----------------	-----------------------------	---	----------	-----------	------------

92.5% of Race Speed = 77.48 mph

Weather / Track : Bright / Dry

These results are provisional until the conclusion of any judicial and technical matters.

Race Distance: 12 Laps / 26.16 miles

Cadwell Park: 2.1800 miles

Date: 07/08/2022 Start: 16:03 Finish: 16:21

Clerk Of Course :

Stewards :

Timekeeper :

Craig Smith

Results can be found at www.tsl-timing.com

Printed - 16:24 Sunday, 07 August 2022



International Sidecar Revival 2022

2022 Molson Group British Sidecar Championship

RACE 12 - LAP CHART

LAP 1 @ 16:04:48.110

NO	BEHIND	LAP TIME
6		1:38.430
93	2.250	1:40.680
95	2.549	1:40.979
34	2.925	1:41.355
19	4.795	1:43.225
5	4.950	1:43.380
111	8.228	1:46.658
70	8.794	1:47.224
17	9.880	1:48.310
89	11.635	1:50.065

LAP 2 @ 16:06:21.035

NO	BEHIND	LAP TIME
6		1:32.925
93	3.582	1:34.257
95	4.012	1:34.388
34	4.967	1:34.967
5	8.699	1:36.674
19	9.923	1:38.053
111	15.820	1:40.517
70	16.266	1:40.397
17	17.450	1:40.495
89	22.162	1:43.452

LAP 3 @ 16:07:53.585

NO	BEHIND	LAP TIME
6		1:32.550
93	5.457	1:34.425
95	5.792	1:34.330
34	6.628	1:34.211
5	12.769	1:36.620
19	14.497	1:37.124
111	22.828	1:39.558
70	23.303	1:39.587
17	25.246	1:40.346
89	32.605	1:42.993

LAP 4 @ 16:09:26.009

NO	BEHIND	LAP TIME
6		1:32.424
93	6.993	1:33.960
95	7.669	1:34.301
34	7.980	1:33.776
5	17.681	1:37.336
19	19.924	1:37.851
111	29.673	1:39.269
70	30.159	1:39.280
17	32.540	1:39.718
89	43.470	1:43.289

LAP 5 @ 16:10:58.207

NO	BEHIND	LAP TIME
6		1:32.198
93	8.877	1:34.082
95	9.247	1:33.776
34	9.758	1:33.976
5	22.290	1:36.807
19	24.981	1:37.255
111	36.649	1:39.174
70	37.111	1:39.150

17	39.664	1:39.322
89	53.709	1:42.437

LAP 6 @ 16:12:31.175

NO	BEHIND	LAP TIME
6		1:32.968
93	10.197	1:34.288
95	10.524	1:34.245
34	10.842	1:34.052
5	26.231	1:36.909
19	29.775	1:37.762
111	43.198	1:39.517
70	43.639	1:39.496
17	46.018	1:39.322
89	1:03.351	1:42.610

LAP 7 @ 16:14:04.015

NO	BEHIND	LAP TIME
6		1:32.840
93	11.800	1:34.443
95	12.174	1:34.490
34	12.434	1:34.432
5	31.448	1:38.057
111	49.667	1:39.309
70	49.946	1:39.147
17	51.779	1:38.601
89	1:13.871	1:43.360

LAP 8 @ 16:15:37.387

NO	BEHIND	LAP TIME
6		1:33.372
93	12.609	1:34.181
34	13.001	1:33.939
95	13.814	1:35.012
111	56.003	1:39.708
70	56.299	1:39.725
17	1:01.414	1:43.007
89	1:23.309	1:42.810

LAP 9 @ 16:17:10.988

NO	BEHIND	LAP TIME
6		1:33.601
93	14.045	1:35.037
34	14.278	1:34.878
95	14.709	1:34.496
111	1:01.803	1:39.401
70	1:02.294	1:39.596
17	1:08.256	1:40.443
89	1:31.967	1:42.259

LAP 10 @ 16:18:44.748

NO	BEHIND	LAP TIME
6		1:33.760
93	15.292	1:35.007
34	28.680	1:48.162
95	48.667	2:07.718
111	1:08.256	1:40.213
70	1:08.500	1:39.966
17	1:16.820	1:42.324

LAP 11 @ 16:20:19.507

NO	BEHIND	LAP TIME
6		1:34.759
89	1 Lap	1:42.661
93	17.016	1:36.483
34	31.252	1:37.331
95	59.611	1:45.703
111	1:13.737	1:40.240
70	1:14.214	1:40.473
17	1:23.170	1:41.109

LAP 12 @ 16:21:53.899

NO	BEHIND	LAP TIME
6		1:34.392
89	1 Lap	1:43.692
93	19.611	1:36.987
34	34.923	1:38.063
95	1:08.163	1:42.944
111	1:19.520	1:40.175
70	1:19.927	1:40.105
17	1:35.333	1:46.555

International Sidecar Revival 2022

2022 Molson Group British Sidecar Championship

RACE 12 - SECTOR ANALYSIS



SECTOR 1 = FL to I1, SECTOR 2 = I1 to FL, DIFF = Difference To Personal Best Lap, P = Crossed Finish Line in Pit Lane, D = Time Disallowed

P1 6		ELLIS / CLEMENT		LCR Yamaha - Santander Salt			
IDEAL LAP TIME : 1:32.198		BEST LAP TIME : 1:32.198		DIFFERENCE : 0.000			
LAP	SECTOR 1	SECTOR 2	LAP TIME	MPH	DIFF	TIME OF DAY	
1 -		39.438	1:38.430	79.73	6.232	16:04:48.110	
2 -	53.336	39.589	1:32.925	84.45	0.727	16:06:21.035	
3 -	52.990	39.560	1:32.550 (3)	84.79	0.352	16:07:53.585	
4 -	53.120	39.304	1:32.424 (2)	84.91	0.226	16:09:26.009	
5 -	52.940	39.258	1:32.198 (1)	85.12		16:10:58.207	
6 -	53.291	39.677	1:32.968	84.41	0.770	16:12:31.175	
7 -	53.165	39.675	1:32.840	84.53	0.642	16:14:04.015	
8 -	53.378	39.994	1:33.372	84.05	1.174	16:15:37.387	
9 -	53.673	39.928	1:33.601	83.84	1.403	16:17:10.988	
10 -	53.524	40.236	1:33.760	83.70	1.562	16:18:44.748	
11 -	54.292	40.467	1:34.759	82.82	2.561	16:20:19.507	
12 -	54.177	40.215	1:34.392	83.14	2.194	16:21:53.899	

P2 93		HOLDEN / LAWRENCE		LCR Kawasaki - Holden racing			
IDEAL LAP TIME : 1:33.835		BEST LAP TIME : 1:33.960		DIFFERENCE : 0.125			
LAP	SECTOR 1	SECTOR 2	LAP TIME	MPH	DIFF	TIME OF DAY	
1 -		40.434	1:40.680	77.95	6.720	16:04:50.360	
2 -	54.260	39.997	1:34.257	83.26	0.297	16:06:24.617	
3 -	54.270	40.155	1:34.425	83.11	0.465	16:07:59.042	
4 -	54.156	39.804	1:33.960 (1)	83.52		16:09:33.002	
5 -	54.031	40.051	1:34.082 (2)	83.41	0.122	16:11:07.084	
6 -	54.244	40.044	1:34.288	83.23	0.328	16:12:41.372	
7 -	54.236	40.207	1:34.443	83.09	0.483	16:14:15.815	
8 -	54.268	39.913	1:34.181 (3)	83.32	0.221	16:15:49.996	
9 -	54.427	40.610	1:35.037	82.57	1.077	16:17:25.033	
10 -	54.368	40.639	1:35.007	82.60	1.047	16:19:00.040	
11 -	55.641	40.842	1:36.483	81.34	2.523	16:20:36.523	
12 -	55.786	41.201	1:36.987	80.91	3.027	16:22:13.510	

P3 34		S CHRISTIE / T CHRISTIE		LCR Yamaha - Christie Engineering Services			
IDEAL LAP TIME : 1:33.776		BEST LAP TIME : 1:33.776		DIFFERENCE : 0.000			
LAP	SECTOR 1	SECTOR 2	LAP TIME	MPH	DIFF	TIME OF DAY	
1 -		40.670	1:41.355	77.43	7.579	16:04:51.035	
2 -	54.471	40.496	1:34.967	82.63	1.191	16:06:26.002	
3 -	54.174	40.037	1:34.211	83.30	0.435	16:08:00.213	
4 -	53.878	39.898	1:33.776 (1)	83.68		16:09:33.989	
5 -	53.944	40.032	1:33.976 (3)	83.51	0.200	16:11:07.965	
6 -	54.076	39.976	1:34.052	83.44	0.276	16:12:42.017	
7 -	54.489	39.943	1:34.432	83.10	0.656	16:14:16.449	
8 -	53.958	39.981	1:33.939 (2)	83.54	0.163	16:15:50.388	
9 -	54.218	40.660	1:34.878	82.71	1.102	16:17:25.266	
10 -	54.342	53.820	1:48.162	72.55	14.386	16:19:13.428	
11 -	55.941	41.390	1:37.331	80.63	3.555	16:20:50.759	
12 -	56.050	42.013	1:38.063	80.03	4.287	16:22:28.822	

International Sidecar Revival 2022

2022 Molson Group British Sidecar Championship

RACE 12 - SECTOR ANALYSIS



SECTOR 1 = FL to I1, SECTOR 2 = I1 to FL, DIFF = Difference To Personal Best Lap, P = Crossed Finish Line in Pit Lane, D = Time Disallowed

P4 95		BLACKSTOCK / ROSNEY		LCR Yamaha - Express Tyres Lockerbie		
IDEAL LAP TIME : 1:33.766		BEST LAP TIME : 1:33.776		DIFFERENCE : 0.010		
LAP	SECTOR 1	SECTOR 2	LAP TIME	MPH	DIFF	TIME OF DAY
1 -		41.372	1:40.979	77.71	7.203	16:04:50.659
2 -	54.431	39.957	1:34.388	83.14	0.612	16:06:25.047
3 -	54.185	40.145	1:34.330	83.19	0.554	16:07:59.377
4 -	54.286	40.015	1:34.301 (3)	83.22	0.525	16:09:33.678
5 -	53.885	39.891	1:33.776 (1)	83.68		16:11:07.454
6 -	54.316	39.929	1:34.245 (2)	83.27	0.469	16:12:41.699
7 -	54.609	39.881	1:34.490	83.05	0.714	16:14:16.189
8 -	54.929	40.083	1:35.012	82.60	1.236	16:15:51.201
9 -	54.158	40.338	1:34.496	83.05	0.720	16:17:25.697
10 -	54.355	1:13.363	2:07.718	61.44	33.942	16:19:33.415
11 -	1:02.354	43.349	1:45.703	74.24	11.927	16:21:19.118
12 -	59.841	43.103	1:42.944	76.23	9.168	16:23:02.062

P5 111		CABLE / RICHARDSON		LCR Yamaha -		
IDEAL LAP TIME : 1:38.940		BEST LAP TIME : 1:39.174		DIFFERENCE : 0.234		
LAP	SECTOR 1	SECTOR 2	LAP TIME	MPH	DIFF	TIME OF DAY
1 -		42.629	1:46.658	73.58	7.484	16:04:56.338
2 -	58.003	42.514	1:40.517	78.07	1.343	16:06:36.855
3 -	57.394	42.164	1:39.558	78.82	0.384	16:08:16.413
4 -	57.217	42.052	1:39.269 (2)	79.05	0.095	16:09:55.682
5 -	56.931	42.243	1:39.174 (1)	79.13		16:11:34.856
6 -	57.060	42.457	1:39.517	78.86	0.343	16:13:14.373
7 -	56.944	42.365	1:39.309 (3)	79.02	0.135	16:14:53.682
8 -	56.888	42.820	1:39.708	78.71	0.534	16:16:33.390
9 -	57.069	42.332	1:39.401	78.95	0.227	16:18:12.791
10 -	57.263	42.950	1:40.213	78.31	1.039	16:19:53.004
11 -	57.392	42.848	1:40.240	78.29	1.066	16:21:33.244
12 -	57.356	42.819	1:40.175	78.34	1.001	16:23:13.419

P6 70		ARCHER / HYDE		RSR Yamaha - Hannafin Contracors		
IDEAL LAP TIME : 1:38.822		BEST LAP TIME : 1:39.147		DIFFERENCE : 0.325		
LAP	SECTOR 1	SECTOR 2	LAP TIME	MPH	DIFF	TIME OF DAY
1 -		42.579	1:47.224	73.19	8.077	16:04:56.904
2 -	57.724	42.673	1:40.397	78.17	1.250	16:06:37.301
3 -	57.259	42.328	1:39.587	78.80	0.440	16:08:16.888
4 -	57.050	42.230	1:39.280 (3)	79.04	0.133	16:09:56.168
5 -	57.113	42.037	1:39.150 (2)	79.15	0.003	16:11:35.318
6 -	57.144	42.352	1:39.496	78.87	0.349	16:13:14.814
7 -	56.785	42.362	1:39.147 (1)	79.15		16:14:53.961
8 -	56.941	42.784	1:39.725	78.69	0.578	16:16:33.686
9 -	57.217	42.379	1:39.596	78.79	0.449	16:18:13.282
10 -	57.205	42.761	1:39.966	78.50	0.819	16:19:53.248
11 -	57.636	42.837	1:40.473	78.11	1.326	16:21:33.721
12 -	57.122	42.983	1:40.105	78.39	0.958	16:23:13.826

International Sidecar Revival 2022

2022 Molson Group British Sidecar Championship

RACE 12 - SECTOR ANALYSIS



SECTOR 1 = FL to I1, SECTOR 2 = I1 to FL, DIFF = Difference To Personal Best Lap, P = Crossed Finish Line in Pit Lane, D = Time Disallowed

P7 17		CLARKE / ENSOR		LCR Honda - Centurion/CYB fibreglass/City Lifting		
IDEAL LAP TIME : 1:38.601		BEST LAP TIME : 1:38.601		DIFFERENCE : 0.000		
LAP	SECTOR 1	SECTOR 2	LAP TIME	MPH	DIFF	TIME OF DAY
1 -		42.584	1:48.310	72.45	9.709	16:04:57.990
2 -	58.125	42.370	1:40.495	78.09	1.894	16:06:38.485
3 -	58.260	42.086	1:40.346	78.21	1.745	16:08:18.831
4 -	57.772	41.946	1:39.718	78.70	1.117	16:09:58.549
5 -	57.143	42.179	1:39.322 (2)	79.01	0.721	16:11:37.871
6 -	57.396	41.926	1:39.322 (2)	79.01	0.721	16:13:17.193
7 -	57.074	41.527	1:38.601 (1)	79.59		16:14:55.794
8 -	57.179	45.828	1:43.007	76.18	4.406	16:16:38.801
9 -	57.992	42.451	1:40.443	78.13	1.842	16:18:19.244
10 -	59.139	43.185	1:42.324	76.69	3.723	16:20:01.568
11 -	58.404	42.705	1:41.109	77.61	2.508	16:21:42.677
12 -	1:00.820	45.735	1:46.555	73.65	7.954	16:23:29.232

P8 89		HAUXWELL / TAYLOR		AdolfRS1 Yamaha - Vinyls4U DMH tyres		
IDEAL LAP TIME : 1:41.774		BEST LAP TIME : 1:42.259		DIFFERENCE : 0.485		
LAP	SECTOR 1	SECTOR 2	LAP TIME	MPH	DIFF	TIME OF DAY
1 -		43.559	1:50.065	71.30	7.806	16:04:59.745
2 -	59.730	43.722	1:43.452	75.86	1.193	16:06:43.197
3 -	59.493	43.500	1:42.993	76.20	0.734	16:08:26.190
4 -	59.717	43.572	1:43.289	75.98	1.030	16:10:09.479
5 -	59.416	43.021	1:42.437 (2)	76.61	0.178	16:11:51.916
6 -	58.938	43.672	1:42.610 (3)	76.48	0.351	16:13:34.526
7 -	59.086	44.274	1:43.360	75.92	1.101	16:15:17.886
8 -	59.083	43.727	1:42.810	76.33	0.551	16:17:00.696
9 -	58.753	43.506	1:42.259 (1)	76.74		16:18:42.955
10 -	58.966	43.695	1:42.661	76.44	0.402	16:20:25.616
11 -	59.812	43.880	1:43.692	75.68	1.433	16:22:09.308

P9 5		BIGGS / PITT		LCR Yamaha - Express Tyre Services/Santander Salt		
IDEAL LAP TIME : 1:36.227		BEST LAP TIME : 1:36.620		DIFFERENCE : 0.393		
LAP	SECTOR 1	SECTOR 2	LAP TIME	MPH	DIFF	TIME OF DAY
1 -		41.200	1:43.380	75.91	6.760	16:04:53.060
2 -	56.123	40.551	1:36.674 (2)	81.18	0.054	16:06:29.734
3 -	55.676	40.944	1:36.620 (1)	81.22		16:08:06.354
4 -	56.228	41.108	1:37.336	80.62	0.716	16:09:43.690
5 -	56.074	40.733	1:36.807 (3)	81.06	0.187	16:11:20.497
6 -	56.033	40.876	1:36.909	80.98	0.289	16:12:57.406
7 -	56.963	41.094	1:38.057	80.03	1.437	16:14:35.463

P10 19		ROBINSON / FAIRHURST		LCR Yamaha - 24 seven courier service		
IDEAL LAP TIME : 1:36.922		BEST LAP TIME : 1:37.124		DIFFERENCE : 0.202		
LAP	SECTOR 1	SECTOR 2	LAP TIME	MPH	DIFF	TIME OF DAY
1 -		41.409	1:43.225	76.02	6.101	16:04:52.905
2 -	56.885	41.168	1:38.053	80.03	0.929	16:06:30.958
3 -	56.260	40.864	1:37.124 (1)	80.80		16:08:08.082
4 -	56.821	41.030	1:37.851	80.20	0.727	16:09:45.933
5 -	56.058	41.197	1:37.255 (2)	80.69	0.131	16:11:23.188
6 -	56.821	40.941	1:37.762 (3)	80.27	0.638	16:13:00.950

International Sidecar Revival 2022

2022 Molson Group British Sidecar Championship

RACE 12 - BEST SECTORS

SECTOR 1			SECTOR 2			IDEAL / BEST COMPARISON						
POS	NO	NAME	TIME	NO	NAME	TIME	POS	NO	NAME	IDEAL	BEST	DIFF
									PERFECT LAP	1:32.198		
1	6	ELLIS / CLEMENT	52.940	6	ELLIS / CLEMENT	39.258	1	6	ELLIS / CLEMENT	1:32.198	1:32.198	0.000
2	34	S CHRISTIE / T CHRISTIE	53.878	93	HOLDEN / LAWRENCE	39.804	2	95	BLACKSTOCK / ROSNEY	1:33.766	1:33.776	0.010
3	95	BLACKSTOCK / ROSNEY	53.885	95	BLACKSTOCK / ROSNEY	39.881	3	34	S CHRISTIE / T CHRISTIE	1:33.776	1:33.776	0.000
4	93	HOLDEN / LAWRENCE	54.031	34	S CHRISTIE / T CHRISTIE	39.898	4	93	HOLDEN / LAWRENC	1:33.835	1:33.960	0.125
5	5	BIGGS / PITT	55.676	5	BIGGS / PITT	40.551	5	5	BIGGS / PITT	1:36.227	1:36.620	0.393
6	19	ROBINSON / FAIRHURST	56.058	19	ROBINSON / FAIRHURST	40.864	6	19	ROBINSON / FAIRHU	1:36.922	1:37.124	0.202
7	70	ARCHER / HYDE	56.785	17	CLARKE / ENSOR	41.527	7	17	CLARKE / ENSOR	1:38.601	1:38.601	0.000
8	111	CABLE / RICHARDSON	56.888	70	ARCHER / HYDE	42.037	8	70	ARCHER / HYDE	1:38.822	1:39.147	0.325
9	17	CLARKE / ENSOR	57.074	111	CABLE / RICHARDSON	42.052	9	111	CABLE / RICHARDSC	1:38.940	1:39.174	0.234
10	89	HAUXWELL / TAYLOR	58.753	89	HAUXWELL / TAYLOR	43.021	10	89	HAUXWELL / TAYLOF	1:41.774	1:42.259	0.485

2022 Molson Group British Sidecar Championship
RIDERS POINTS AFTER AFTER ROUND 9



		TOTAL	GAP	DIFF	1 30th April - 2nd May	2 Oulton Park International	3 17th - 19th June	4 Knockhill	5 22nd - 24th July	6 Brands Hatch GP	7 6th / 7th August	8	9 Cadwell Park	10 12th - 14th August	11 Thruxton	12 27th - 29th August	13 Cadwell Park	14 9th - 11th September	15 Snetterton 300	16 30th Sept - 2nd Oct	17 Donington Park GP	18 14th - 16th October	19 Brands Hatch GP	Wins	Seconds	Thirds
1	ELLIS / CLEMENT (LCR Yamaha)	175			25 25				25 25	25 25 25														7	0	0
2	CHRISTIE / CHRISTIE (LCR Yamaha)	164	11		16 16	20 20			20 16	20 20 16														0	5	4
3	BLACKSTOCK / ROSNEY (LCR Yamaha)	148	27	16	20 20	25 25			13	16 16 13														2	2	2
4	G.HOLDEN / LAWRENCE (LCR Kawasaki)	107	68	41		13	16 16	16		13 13 20														0	1	3
5	ARCHER / HYDE (RSR Yamaha)	68	107	39			11 10		11 9	8 9 10														0	0	0
6	ROBINSON / FAIRHURST & CLARK (LCR Yamaha)	66	109	2	11 11				13 10	10 11														0	0	0
7	HAUXWELL / TAYLOR (Adolf RS Yamaha)	60	115	6	9	9 8	7 7	5 7 8																0	0	0
8	CABLE / RICHARDSON (LCR Yamaha)	47	128	13				9 8	9 10 11															0	0	0
9	PEACH / EDWARDS (LCR Yamaha)	40	135	7	10	13 11			6															0	0	0
10	CLARKE / ENSOR (LCR Honda)	38	137	2				8 6	7 8 9															0	0	0
11	KIRBY / KIRBY (Adolf RS Yamaha)	35	140	3	8 8	10 9																		0	0	0
12	BIGGS / SCHMITZ, STOKOE, CHRISTIE & PITT (LCR Yamaha)	25	150	10		10			4 11															0	0	0
13	J.HOLDEN / PITT (LCR Yamaha)	22	153	3	13 9																			0	0	0
14	KIRK / MASTERS (LCR Yamaha)	21	154	1				10 11																0	0	0
15	KERSHAW / CHARLWOOD (LCR Yamaha)	20	155	1				20																0	1	0
16	BELL / BELL (LCR Yamaha)	13	162	7			13																	0	0	0
17	HILDIGE / HILDIGE (LCR Yamaha)	11	164	2				6 5																0	0	0

International Sidecar Revival 2022

2022 Molson Group British Sidecar Championship

RACE 12 - STATISTICS

Competitors Started	10
Planned Start	2022-08-07 @ 16:00:00.000
Actual Start	2022-08-07 @ 16:03:09.679
Finish Time	2022-08-07 @ 16:21:53.898
Track Length	2.1800mi.
Total Laps	108
Total Distance Covered	235.4420mi.

Session Fastest Lap History

NO	NAME	LAP TIME	TIME OF DAY	LAP	VEHICLE
6	ELLIS / CLEMENT	1:32.925	16:06:21.053	2	LCR Yamaha
6	ELLIS / CLEMENT	1:32.550	16:07:53.603	3	LCR Yamaha
6	ELLIS / CLEMENT	1:32.424	16:09:26.027	4	LCR Yamaha
6	ELLIS / CLEMENT	1:32.198	16:10:58.224	5	LCR Yamaha

Session Leader History

NO	NAME	FROM LAP	LAPS LED	DISTANCE	VEHICLE
6	ELLIS / CLEMENT	1	12	26.16 miles	LCR Yamaha

Flag History

TYPE	TIME OF DAY
GREEN	16:03:09.679
FINISH	16:21:53.898

Flag Statistics

TYPE	COUNT	TOTAL LAPS	TOTAL TIME
Green	1	12	20:22.914
Red	0	0	0.000
Safety Car	0	0	0.000
FCY	0	0	0.000



CAMATHIAS CUP SIDECARS



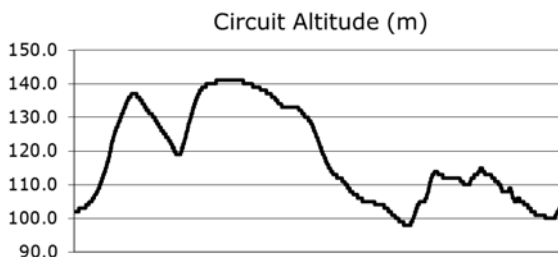
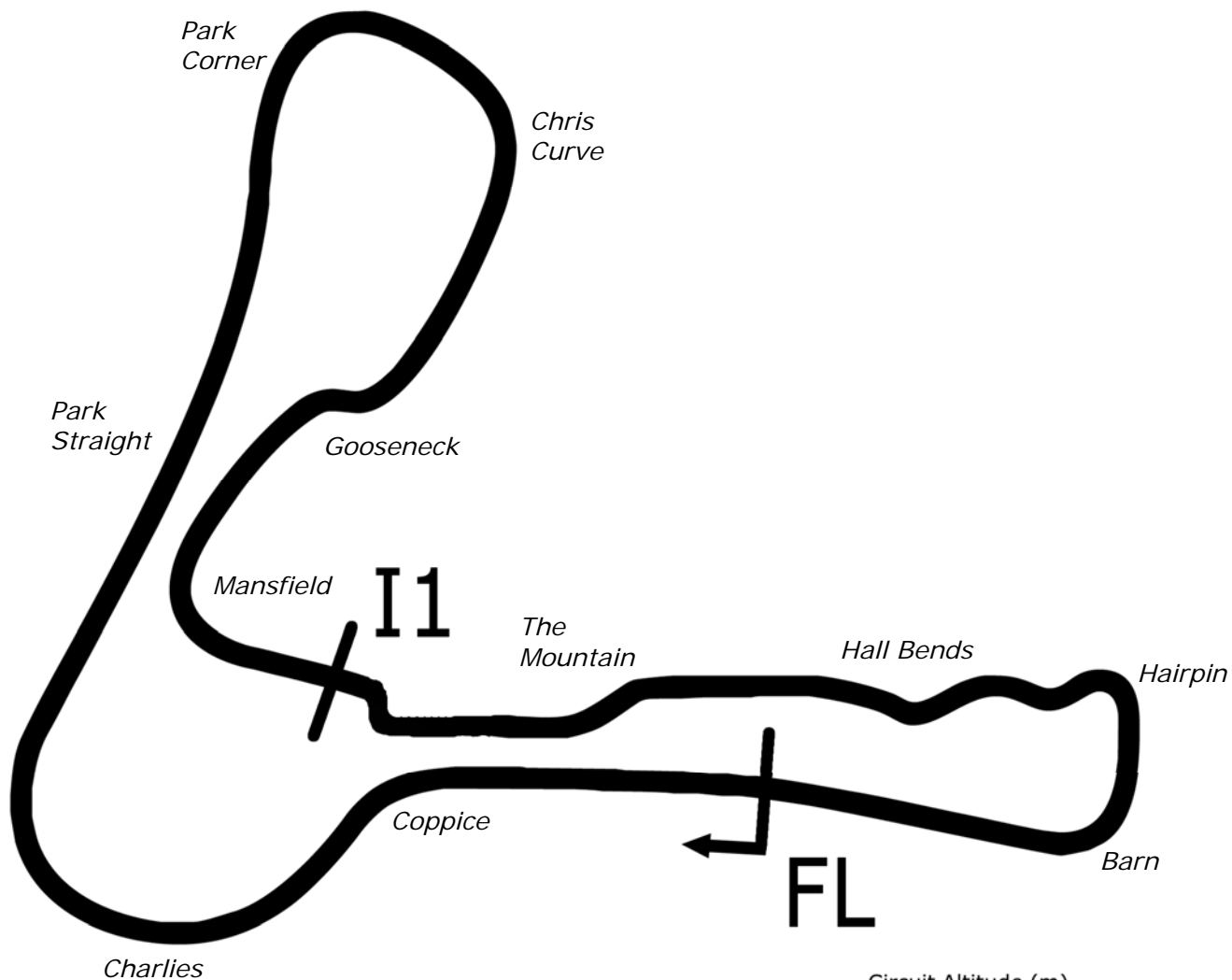
International Sidecar Festival 2022
Cadwell Park
6th / 7th August 2022



Timing & Results Provided by Timing Solutions Ltd

www.tsl-timing.com

Cadwell Park



Length	2.1800 miles	3508.4 m	
FL		53.31024 N	0.05940 W
I1	2330m	53.30708 N	0.06270 W
Pit Entry	3472m	53.31103 N	0.05889 W
Pit Exit	0m after FL	53.31030 N	0.05940 W
Pit Entry-Pit Exit 92m, 6.6s @50kph, 5.5s @60kph			

All results available at www.tsl-timing.com

International Sidecar Revival 2022

Camathias Cup Sidecars

FREE PRACTICE - CLASSIFICATION

POS	NO	CL	PIC NAME	ENTRY	TIME	ON	LAPS	GAP	DIFF	MPH
1	24	Over	1 THIRKELL / JOHNSON	BMW MRE -	1:56.479	3	5			67.37
2	147	Over	2 D LISSAMAN / F LISSAMAN	JPR BMW -	1:57.848	4	4	1.369	1.369	66.59
3	56	Upto	1 VERMEULEN / HAHN	Triumph BONNEVILLE -	1:58.649	4	4	2.170	0.801	66.14
4	46	Over	3 NOURISH / LEEFLANG	Nourish WESLAKE - dave nourish	1:59.274	3	4	2.795	0.625	65.79
5	66	Over	4 NOEL / SACCHETINI	MRE BMW -	1:59.619	4	4	3.140	0.345	65.60
6	69	Upto	2 BOOTE / WESTON	MRE NOURISH -	2:01.899	2	3	5.420	2.280	64.38
7	8	Over	5 PERKINS / NICKELS	Outfit SIDECAR - Pocket 2019	2:02.184	1	1	5.705	0.285	64.23
8	51	Over	6 BOUMAN/ KLINKER	Weslake MRE NRE 900 -	2:03.874	4	4	7.395	1.690	63.35
9	62	Upto	3 SCHOONDERBEEK / VAN DEN BOR	-	2:04.937	4	4	8.458	1.063	62.81
10	5	Over	7 A LEWIS / P LEWIS	Bellas NOURISH -	2:06.588	3	4	10.109	1.651	61.99
11	7	Upto	4 WORTHINGTON / TODD	Yamaha Xs 750Cc TERRY MEAD -	2:06.983	3	4	10.504	0.395	61.80
12	17	Upto	5 WALTERS / THOMAS	Belas HONDA CB750 - Team Walters And Thomas Sid	2:09.359	4	4	12.880	2.376	60.66
13	64	Upto	6 CHRISTIAN / HARDISTY	Norton CAMMANDO -	2:12.364	2	4	15.885	3.005	59.29
14	101	Upto	7 RYDEN / PRENTICE	Crick BMW Sidecar 750 CC -	2:12.631	4	4	16.152	0.267	59.17
15	120	Upto	8 A THOMAS / J THOMAS	Heys T500 SUZUKI -	2:13.343	4	4	16.864	0.712	58.85
16	39	Upto	9 SALTER / VAN BRECKEL	Norton COMMANDO -	2:13.506	3	3	17.027	0.163	58.78
17	111	Upto	10 COOKSON / MORALEE	BMW MRE -	2:14.834	3	4	18.355	1.328	58.20
18	84	Upto	11 CAVEY / WILLIAMS	Triumph FIDDAMAN SIDECAR -	2:20.676	3	3	24.197	5.842	55.78
19	125	Upto	12 N THOMAS / P THOMAS	-	2:24.093	2	3	27.614	3.417	54.46
20	11	Over	8 COX / SHARPE	Komnik MINI COOPER -	2:24.169	2	3	27.690	0.076	54.43

Weather / Track : Bright / Dry

These results are provisional until the conclusion of any judicial and technical matters.

Cadwell Park: 2.1800 miles

Date: 06/08/2022 Start: 10:57 Finish: 11:05

Clerk Of Course :

Stewards :

Timekeeper :

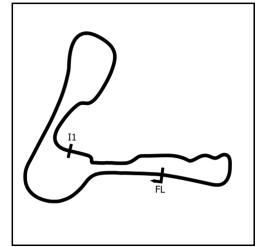
Craig Smith

Results can be found at www.tsl-timing.com

Printed - 11:08 Saturday, 06 August 2022



International Sidecar Revival 2022
Camathias Cup Sidecars
FREE PRACTICE - SECTOR ANALYSIS



SECTOR 1 = FL to I1, SECTOR 2 = I1 to FL, DIFF = Difference To Personal Best Lap, P = Crossed Finish Line in Pit Lane, D = Time Disallowed

P1 24 Over		THIRKELL / JOHNSON		BMW MRE -		
IDEAL LAP TIME : 1:55.807		BEST LAP TIME : 1:56.479		DIFFERENCE : 0.672		
LAP	SECTOR 1	SECTOR 2	LAP TIME	MPH	DIFF	TIME OF DAY
1 -	1:07.960	49.224	1:57.184	66.97	0.705	10:59:57.384
2 -	1:08.479	48.387	1:56.866 (2)	67.15	0.387	11:01:54.250
3 -	1:07.420	49.059	1:56.479 (1)	67.37		11:03:50.729
4 -	1:08.022	48.867	1:56.889 (3)	67.14	0.410	11:05:47.618
5 -	1:09.643	49.492	1:59.135	65.87	2.656	11:07:46.753

P2 147 Over		D LISSAMAN / F LISSAMAN		JPR BMW -		
IDEAL LAP TIME : 1:57.628		BEST LAP TIME : 1:57.848		DIFFERENCE : 0.220		
LAP	SECTOR 1	SECTOR 2	LAP TIME	MPH	DIFF	TIME OF DAY
1 -	1:16.192	52.023	2:08.215	61.21	10.367	11:00:14.802
2 -	1:08.636	50.148	1:58.784 (2)	66.07	0.936	11:02:13.586
3 -	1:09.687	49.773	1:59.460 (3)	65.69	1.612	11:04:13.046
4 -	1:07.855	49.993	1:57.848 (1)	66.59		11:06:10.894

P3 56 Upto		VERMEULEN / HAHN		Triumph BONNEVILLE -		
IDEAL LAP TIME : 1:58.649		BEST LAP TIME : 1:58.649		DIFFERENCE : 0.000		
LAP	SECTOR 1	SECTOR 2	LAP TIME	MPH	DIFF	TIME OF DAY
1 -	1:22.447	54.888	2:17.335	57.14	18.686	11:00:54.151
2 -	1:12.880	57.034	2:09.914 (3)	60.40	11.265	11:03:04.065
3 -	1:11.372	49.948	2:01.320 (2)	64.68	2.671	11:05:05.385
4 -	1:09.639	49.010	1:58.649 (1)	66.14		11:07:04.034

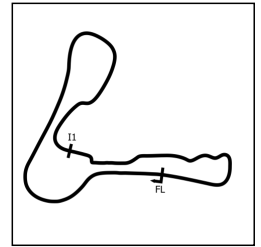
P4 46 Over		NOURISH / LEEFLANG		Nourish WESLAKE - dave nourish		
IDEAL LAP TIME : 1:59.274		BEST LAP TIME : 1:59.274		DIFFERENCE : 0.000		
LAP	SECTOR 1	SECTOR 2	LAP TIME	MPH	DIFF	TIME OF DAY
1 -	1:16.377	52.901	2:09.278	60.70	10.004	11:00:16.037
2 -	1:09.269	50.296	1:59.565 (2)	65.63	0.291	11:02:15.602
3 -	1:08.983	50.291	1:59.274 (1)	65.79		11:04:14.876
4 -	1:09.980	50.522	2:00.502 (3)	65.12	1.228	11:06:15.378

P5 66 Over		NOEL / SACCHETINI		MRE BMW -		
IDEAL LAP TIME : 1:59.448		BEST LAP TIME : 1:59.619		DIFFERENCE : 0.171		
LAP	SECTOR 1	SECTOR 2	LAP TIME	MPH	DIFF	TIME OF DAY
1 -	1:17.174	52.075	2:09.249	60.72	9.630	11:00:25.534
2 -	1:08.397	51.367	1:59.764 (2)	65.52	0.145	11:02:25.298
3 -	1:08.821	51.278	2:00.099 (3)	65.34	0.480	11:04:25.397
4 -	1:08.568	51.051	1:59.619 (1)	65.60		11:06:25.016

P6 69 Upto		BOOTE / WESTON		MRE NOURISH -		
IDEAL LAP TIME : 2:01.899		BEST LAP TIME : 2:01.899		DIFFERENCE : 0.000		
LAP	SECTOR 1	SECTOR 2	LAP TIME	MPH	DIFF	TIME OF DAY
1 -	1:20.205	57.221	2:17.426 (3)	57.10	15.527	11:00:40.975
2 -	1:10.914	50.985	2:01.899 (1)	64.38		11:02:42.874
3 -	1:11.021	57.570	2:08.591 (2)	61.03	6.692	11:04:51.465

P7 8 Over		PERKINS / NICKELS		Outfit SIDECAR - Pocket 2019		
IDEAL LAP TIME : 2:02.184		BEST LAP TIME : 2:02.184		DIFFERENCE : 0.000		
LAP	SECTOR 1	SECTOR 2	LAP TIME	MPH	DIFF	TIME OF DAY
1 -	1:09.740	52.444	2:02.184 (1)	64.23		11:06:57.358

International Sidecar Revival 2022
Camathias Cup Sidecars
FREE PRACTICE - SECTOR ANALYSIS



SECTOR 1 = FL to I1, SECTOR 2 = I1 to FL, DIFF = Difference To Personal Best Lap, P = Crossed Finish Line in Pit Lane, D = Time Disallowed

P8 51 Over BOUMAN/ KLINKER		Weslake MRE NRE 900 -				
IDEAL LAP TIME : 2:03.874		BEST LAP TIME : 2:03.874				
		DIFFERENCE : 0.000				
LAP	SECTOR 1	SECTOR 2	LAP TIME	MPH	DIFF	TIME OF DAY
1 -	1:20.096	55.797	2:15.893	57.75	12.019	11:00:37.699
2 -	1:12.966	51.751	2:04.717 (2)	62.92	0.843	11:02:42.416
3 -	1:13.353	51.853	2:05.206 (3)	62.68	1.332	11:04:47.622
4 -	1:12.612	51.262	2:03.874 (1)	63.35		11:06:51.496

P9 62 Upto SCHOONDERBEEK / VAN DEN BOR		-				
IDEAL LAP TIME : 2:04.937		BEST LAP TIME : 2:04.937				
		DIFFERENCE : 0.000				
LAP	SECTOR 1	SECTOR 2	LAP TIME	MPH	DIFF	TIME OF DAY
1 -	1:19.769	55.985	2:15.754	57.81	10.817	11:00:41.791
2 -	1:14.502	53.427	2:07.929 (3)	61.34	2.992	11:02:49.720
3 -	1:13.277	53.407	2:06.684 (2)	61.94	1.747	11:04:56.404
4 -	1:11.866	53.071	2:04.937 (1)	62.81		11:07:01.341

P10 5 Over A LEWIS / P LEWIS		Bellas NOURISH -				
IDEAL LAP TIME : 2:05.678		BEST LAP TIME : 2:06.588				
		DIFFERENCE : 0.910				
LAP	SECTOR 1	SECTOR 2	LAP TIME	MPH	DIFF	TIME OF DAY
1 -	1:22.594	54.870	2:17.464	57.09	10.876	11:00:50.902
2 -	1:15.398	52.015	2:07.413 (3)	61.59	0.825	11:02:58.315
3 -	1:14.682	51.906	2:06.588 (1)	61.99		11:05:04.903
4 -	1:13.772	53.157	2:06.929 (2)	61.83	0.341	11:07:11.832

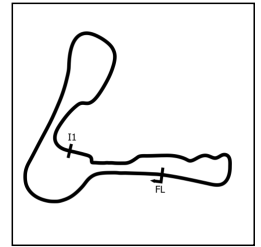
P11 7 Upto WORTHINGTON / TODD		Yamaha Xs 750Cc TERRY MEAD -				
IDEAL LAP TIME : 2:06.981		BEST LAP TIME : 2:06.983				
		DIFFERENCE : 0.002				
LAP	SECTOR 1	SECTOR 2	LAP TIME	MPH	DIFF	TIME OF DAY
1 -	1:17.223	54.556	2:11.779	59.55	4.796	11:00:22.710
2 -	1:13.928	53.423	2:07.351 (2)	61.62	0.368	11:02:30.061
3 -	1:13.930	53.053	2:06.983 (1)	61.80		11:04:37.044
4 -	1:14.852	53.125	2:07.977 (3)	61.32	0.994	11:06:45.021

P12 17 Upto WALTERS / THOMAS		Belas HONDA CB750 - Team Walters And Thomas Sidecar raci				
IDEAL LAP TIME : 2:08.834		BEST LAP TIME : 2:09.359				
		DIFFERENCE : 0.525				
LAP	SECTOR 1	SECTOR 2	LAP TIME	MPH	DIFF	TIME OF DAY
1 -	1:19.739	54.879	2:14.618	58.29	5.259	11:00:29.685
2 -	1:15.133	54.802	2:09.935 (2)	60.39	0.576	11:02:39.620
3 -	1:16.826	55.168	2:11.994 (3)	59.45	2.635	11:04:51.614
4 -	1:14.032	55.327	2:09.359 (1)	60.66		11:07:00.973

P13 64 Upto CHRISTIAN / HARDISTY		Norton CAMMANDO -				
IDEAL LAP TIME : 2:11.069		BEST LAP TIME : 2:12.364				
		DIFFERENCE : 1.295				
LAP	SECTOR 1	SECTOR 2	LAP TIME	MPH	DIFF	TIME OF DAY
1 -	1:22.651	56.013	2:18.664	56.59	6.300	11:00:53.798
2 -	1:15.736	56.628	2:12.364 (1)	59.29		11:03:06.162
3 -	1:19.478	55.768	2:15.246 (3)	58.02	2.882	11:05:21.408
4 -	1:17.423	55.333	2:12.756 (2)	59.11	0.392	11:07:34.164

P14 101 Upto RYDEN / PRENTICE		Crick BMW Sidecar 750 CC -				
IDEAL LAP TIME : 2:12.086		BEST LAP TIME : 2:12.631				
		DIFFERENCE : 0.545				
LAP	SECTOR 1	SECTOR 2	LAP TIME	MPH	DIFF	TIME OF DAY
1 -	1:23.847	56.547	2:20.394	55.90	7.763	11:00:35.760
2 -	1:19.229	55.923	2:15.152 (3)	58.06	2.521	11:02:50.912
3 -	1:18.302	54.795	2:13.097 (2)	58.96	0.466	11:05:04.009
4 -	1:17.291	55.340	2:12.631 (1)	59.17		11:07:16.640

International Sidecar Revival 2022
Camathias Cup Sidecars
FREE PRACTICE - SECTOR ANALYSIS



SECTOR 1 = FL to I1, SECTOR 2 = I1 to FL, DIFF = Difference To Personal Best Lap, P = Crossed Finish Line in Pit Lane, D = Time Disallowed

P15 120 Upto		A THOMAS / J THOMAS		Heys T500 SUZUKI -		
IDEAL LAP TIME : 2:13.133		BEST LAP TIME : 2:13.343		DIFFERENCE : 0.210		
LAP	SECTOR 1	SECTOR 2	LAP TIME	MPH	DIFF	TIME OF DAY
1 -	1:21.681	56.995	2:18.676	56.59	5.333	11:00:44.313
2 -	1:17.900	56.448	2:14.348 (2)	58.41	1.005	11:02:58.661
3 -	1:17.759	56.777	2:14.536 (3)	58.33	1.193	11:05:13.197
4 -	1:17.969	55.374	2:13.343 (1)	58.85		11:07:26.540

P16 39 Upto		SALTER / VAN BRECKEL		Norton COMMANDO -		
IDEAL LAP TIME : 2:12.891		BEST LAP TIME : 2:13.506		DIFFERENCE : 0.615		
LAP	SECTOR 1	SECTOR 2	LAP TIME	MPH	DIFF	TIME OF DAY
1 -	1:22.344	56.790	2:19.134 (3)	56.40	5.628	11:01:13.032
2 -	1:19.319	55.153	2:14.472 (2)	58.36	0.966	11:03:27.504
3 -	1:17.738	55.768	2:13.506 (1)	58.78		11:05:41.010

P17 111 Upto		COOKSON / MORALEE		BMW MRE -		
IDEAL LAP TIME : 2:14.466		BEST LAP TIME : 2:14.834		DIFFERENCE : 0.368		
LAP	SECTOR 1	SECTOR 2	LAP TIME	MPH	DIFF	TIME OF DAY
1 -	1:22.244	58.158	2:20.402	55.89	5.568	11:00:41.675
2 -	1:19.196	56.438	2:15.634 (2)	57.86	0.800	11:02:57.309
3 -	1:18.028	56.806	2:14.834 (1)	58.20		11:05:12.143
4 -	1:20.603	56.832	2:17.435 (3)	57.10	2.601	11:07:29.578

P18 84 Upto		CAVEY / WILLIAMS		Triumph FIDDAMAN SIDECAR -		
IDEAL LAP TIME : 2:20.027		BEST LAP TIME : 2:20.676		DIFFERENCE : 0.649		
LAP	SECTOR 1	SECTOR 2	LAP TIME	MPH	DIFF	TIME OF DAY
1 -	1:28.207	1:00.390	2:28.597 (3)	52.81	7.921	11:00:59.784
2 -	1:21.396	59.360	2:20.756 (2)	55.75	0.080	11:03:20.540
3 -	1:20.667	1:00.009	2:20.676 (1)	55.78		11:05:41.216

P19 125 Upto		N THOMAS / P THOMAS		-		
IDEAL LAP TIME : 2:24.093		BEST LAP TIME : 2:24.093		DIFFERENCE : 0.000		
LAP	SECTOR 1	SECTOR 2	LAP TIME	MPH	DIFF	TIME OF DAY
1 -	1:27.808	1:02.065	2:29.873 (3)	52.36	5.780	11:02:08.894
2 -	1:24.367	59.726	2:24.093 (1)	54.46		11:04:32.987
3 -	1:25.231	1:00.283	2:25.514 (2)	53.93	1.421	11:06:58.501

P20 11 Over		COX / SHARPE		Komnik MINI COOPER -		
IDEAL LAP TIME : 2:22.117		BEST LAP TIME : 2:24.169		DIFFERENCE : 2.052		
LAP	SECTOR 1	SECTOR 2	LAP TIME	MPH	DIFF	TIME OF DAY
1 -	1:26.932	59.747	2:26.679 (3)	53.50	2.510	11:00:41.203
2 -	1:25.129	59.040	2:24.169 (1)	54.43		11:03:05.372
3 -	1:25.668	58.988	2:24.656 (2)	54.25	0.487	11:05:30.028

International Sidecar Revival 2022

Camathias Cup Sidecars

FREE PRACTICE - BEST SECTORS

SECTOR 1			SECTOR 2			IDEAL / BEST COMPARISON						
POS	NO	NAME	TIME	NO	NAME	TIME	POS	NO	NAME	IDEAL	BEST	DIFF
									PERFECT LAP	1:55.807		
1	24	THIRKELL / JOHNSON	1:07.420	24	THIRKELL / JOHNSON	48.387	1	24	THIRKELL / JOHNSON	1:55.807	1:56.479	0.672
2	147	D LISSAMAN / F LISSAMAN	1:07.855	56	VERMEULEN / HAHN	49.010	2	147	D LISSAMAN / F LISSAMAN	1:57.628	1:57.848	0.220
3	66	NOEL / SACCHETINI	1:08.397	147	D LISSAMAN / F LISSAMAN	49.773	3	56	VERMEULEN / HAHN	1:58.649	1:58.649	0.000
4	46	NOURISH / LEEFLANG	1:08.983	46	NOURISH / LEEFLANG	50.291	4	46	NOURISH / LEEFLANG	1:59.274	1:59.274	0.000
5	56	VERMEULEN / HAHN	1:09.639	69	BOOTE / WESTON	50.985	5	66	NOEL / SACCHETINI	1:59.448	1:59.619	0.171
6	8	PERKINS / NICKELS	1:09.740	66	NOEL / SACCHETINI	51.051	6	69	BOOTE / WESTON	2:01.899	2:01.899	0.000
7	69	BOOTE / WESTON	1:10.914	51	BOUMAN / KLINKER	51.262	7	8	PERKINS / NICKELS	2:02.184	2:02.184	0.000
8	62	SCHOONDERBEEK / VAN DEN	1:11.866	5	A LEWIS / P LEWIS	51.906	8	51	BOUMAN / KLINKER	2:03.874	2:03.874	0.000
9	51	BOUMAN / KLINKER	1:12.612	8	PERKINS / NICKELS	52.444	9	62	SCHOONDERBEEK /	2:04.937	2:04.937	0.000
10	5	A LEWIS / P LEWIS	1:13.772	7	WORTHINGTON / TODD	53.053	10	5	A LEWIS / P LEWIS	2:05.678	2:06.588	0.910
11	7	WORTHINGTON / TODD	1:13.928	62	SCHOONDERBEEK / VAN DEN	53.071	11	7	WORTHINGTON / TO	2:06.981	2:06.983	0.002
12	17	WALTERS / THOMAS	1:14.032	101	RYDEN / PRENTICE	54.795	12	17	WALTERS / THOMAS	2:08.834	2:09.359	0.525
13	64	CHRISTIAN / HARDISTY	1:15.736	17	WALTERS / THOMAS	54.802	13	64	CHRISTIAN / HARDIS	2:11.069	2:12.364	1.295
14	101	RYDEN / PRENTICE	1:17.291	39	SALTER / VAN BRECKEL	55.153	14	101	RYDEN / PRENTICE	2:12.086	2:12.631	0.545
15	39	SALTER / VAN BRECKEL	1:17.738	64	CHRISTIAN / HARDISTY	55.333	15	39	SALTER / VAN BRECI	2:12.891	2:13.506	0.615
16	120	A THOMAS / J THOMAS	1:17.759	120	A THOMAS / J THOMAS	55.374	16	120	A THOMAS / J THOMAS	2:13.133	2:13.343	0.210
17	111	COOKSON / MORALEE	1:18.028	111	COOKSON / MORALEE	56.438	17	111	COOKSON / MORALEE	2:14.466	2:14.834	0.368
18	84	CAVEY / WILLIAMS	1:20.667	11	COX / SHARPE	58.988	18	84	CAVEY / WILLIAMS	2:20.027	2:20.676	0.649
19	11	COX / SHARPE	1:23.129	84	CAVEY / WILLIAMS	59.360	19	11	COX / SHARPE	2:22.117	2:24.169	2.052
20	125	N THOMAS / P THOMAS	1:24.367	125	N THOMAS / P THOMAS	59.726	20	125	N THOMAS / P THOMAS	2:24.093	2:24.093	0.000

International Sidecar Revival 2022

Camathias Cup Sidecars

FREE PRACTICE - STATISTICS

Competitors Started 20
Planned Start 2022-08-06 @ 10:54:00.000
Actual Start 2022-08-06 @ 10:57:25.029
Finish Time 2022-08-06 @ 11:05:57.256
Track Length 2.1800mi.
Total Laps 73
Total Distance Covered 159.1413mi.

Session Fastest Lap History

NO	CL	NAME	LAP TIME	TIME OF DAY	LAP	VEHICLE
24	Over	THIRKELL / JOHNSON	1:57.184	10:59:57.402	1	BMW MRE
24	Over	THIRKELL / JOHNSON	1:56.866	11:01:54.268	2	BMW MRE
24	Over	THIRKELL / JOHNSON	1:56.479	11:03:50.748	3	BMW MRE

Flag History

TYPE	TIME OF DAY
GREEN	10:57:25.029
FINISH	11:05:57.256

Flag Statistics

TYPE	COUNT	TOTAL LAPS	TOTAL TIME
Green	1	5	10:27.577
Red	0	0	0.000
Safety Car	0	0	0.000
FCY	0	0	0.000

International Sidecar Revival 2022

Camathias Cup Sidecars

FREE PRACTICE - STATISTICS

CLASS : Over

8 Starters

Fastest Lap History

NO	NAME	LAP TIME	TIME OF DAY	LAP	VEHICLE
24	THIRKELL / JOHNSON	1:57.184	10:59:57.402	1	BMW MRE
24	THIRKELL / JOHNSON	1:56.866	11:01:54.268	2	BMW MRE
24	THIRKELL / JOHNSON	1:56.479	11:03:50.748	3	BMW MRE

International Sidecar Revival 2022

Camathias Cup Sidecars

FREE PRACTICE - STATISTICS

CLASS : Upto

12 Starters

Fastest Lap History

NO	NAME	LAP TIME	TIME OF DAY	LAP	VEHICLE
7	WORTHINGTON / TODD	2:11.779	11:00:22.729	1	Yamaha Xs 750Cc TERRY MEAD
7	WORTHINGTON / TODD	2:07.351	11:02:30.079	2	Yamaha Xs 750Cc TERRY MEAD
69	BOOTE / WESTON	2:01.899	11:02:42.899	2	MRE NOURISH
56	VERMEULEN / HAHN	2:01.320	11:05:05.399	3	Triumph BONNEVILLE
56	VERMEULEN / HAHN	1:58.649	11:07:04.049	4	Triumph BONNEVILLE

International Sidecar Revival 2022
Camathias Cup Sidecars
QUALIFYING - CLASSIFICATION

POS	NO	CL	PIC NAME	ENTRY	TIME	ON	LAPS	GAP	DIFF	MPH
1	8	Over	1 PERKINS / NICKELS	Outfit SIDECAR - Pocket 2019	1:50.122	3	6			71.26
2	24	Over	2 THIRKELL / JOHNSON	BMW MRE -	1:54.337	2	7	4.215	4.215	68.63
3	147	Over	3 D LISSAMAN / F LISSAMAN	JPR BMW -	1:54.573	2	7	4.451	0.236	68.49
4	56	Upto	1 VERMEULEN / HAHN	Triumph BONNEVILLE -	1:55.072	4	7	4.950	0.499	68.20
5	69	Upto	2 BOOTE / WESTON	MRE NOURISH -	1:55.659	2	3	5.537	0.587	67.85
6	66	Over	4 NOEL / SACCHETINI	MRE BMW -	1:57.219	3	5	7.097	1.560	66.95
7	46	Over	5 NOURISH / LEEFLANG	Nourish WESLAKE - dave nourish	1:57.703	2	5	7.581	0.484	66.67
8	51	Over	6 BOUMAN/ KLINKER	Weslake MRE NRE 900 -	2:00.749	2	5	10.627	3.046	64.99
9	62	Upto	3 SCHOONDERBEEK / VAN DEN BOR	-	2:03.109	2	6	12.987	2.360	63.74
10	7	Upto	4 WORTHINGTON / TODD	Yamaha Xs 750Cc TERRY MEAD -	2:03.782	3	5	13.660	0.673	63.40
11	17	Upto	5 WALTERS / THOMAS	Belas HONDA CB750 - Team Walters And Thomas Sid	2:04.114	3	5	13.992	0.332	63.23
12	5	Over	7 A LEWIS / P LEWIS	Bellas NOURISH -	2:04.175	3	3	14.053	0.061	63.20
13	120	Upto	6 A THOMAS / J THOMAS	Heys T500 SUZUKI -	2:10.039	3	4	19.917	5.864	60.35
14	111	Upto	7 COOKSON / MORALEE	BMW MRE -	2:10.792	3	6	20.670	0.753	60.00
15	101	Upto	8 RYDEN / PRENTICE	Crick BMW Sidecar 750 CC -	2:11.402	3	3	21.280	0.610	59.72
16	64	Upto	9 CHRISTIAN / HARDISTY	Norton CAMMANDO -	2:12.911	3	3	22.789	1.509	59.04
17	11	Over	8 COX / SHARPE	Komnik MINI COOPER -	2:13.015	3	6	22.893	0.104	59.00
18	84	Upto	10 CAVEY / WILLIAMS	Triumph FIDDAMAN SIDECAR -	2:13.152	4	4	23.030	0.137	58.94
19	39	Upto	11 SALTER / VAN BRECKEL	Norton COMMANDO -	2:14.088	4	5	23.966	0.936	58.52
20	125	Upto	12 N THOMAS / P THOMAS	-	2:37.303	1	1	47.181	23.215	49.89

Weather / Track : Bright / Dry

These results are provisional until the conclusion of any judicial and technical matters.

Cadwell Park: 2.1800 miles

Date: 06/08/2022 Start: 14:45 Finish: 14:58

Clerk Of Course :	Stewards :	Timekeeper : <i>Craig Smith</i>
-------------------	------------	------------------------------------

Results can be found at www.tsl-timing.com

Printed - 15:02 Saturday, 06 August 2022



International Sidecar Revival 2022

Camathias Cup Sidecars

QUALIFYING - SECTOR ANALYSIS



SECTOR 1 = FL to I1, SECTOR 2 = I1 to FL, DIFF = Difference To Personal Best Lap, P = Crossed Finish Line in Pit Lane, D = Time Disallowed

P1		8 Over		PERKINS / NICKELS		Outfit SIDECAR - Pocket 2019	
IDEAL LAP TIME : 1:50.122		BEST LAP TIME : 1:50.122		DIFFERENCE : 0.000			
LAP	SECTOR 1	SECTOR 2	LAP TIME	MPH	DIFF	TIME OF DAY	
1 -	1:05.703	48.461	1:54.164	68.74	4.042	14:48:07.403	
2 -	1:05.308	47.435	1:52.743	69.61	2.621	14:50:00.146	
3 -	1:02.946	47.176	1:50.122 (1)	71.26		14:51:50.268	
4 -	1:04.050	47.452	1:51.502 (2)	70.38	1.380	14:53:41.770	
5 -	1:04.680	51.069	1:55.749	67.80	5.627	14:55:37.519	
6 -	1:03.796	48.107	1:51.903 (3)	70.13	1.781	14:57:29.422	

P2		24 Over		THIRKELL / JOHNSON		BMW MRE -	
IDEAL LAP TIME : 1:54.337		BEST LAP TIME : 1:54.337		DIFFERENCE : 0.000			
LAP	SECTOR 1	SECTOR 2	LAP TIME	MPH	DIFF	TIME OF DAY	
1 -	1:06.904	48.579	1:55.483 (2)	67.95	1.146	14:48:05.662	
2 -	1:06.316	48.021	1:54.337 (1)	68.63		14:49:59.999	
3 -	1:06.481	50.147	1:56.628 (3)	67.29	2.291	14:51:56.627	
4 -	1:07.385	50.086	1:57.471	66.80	3.134	14:53:54.098	
5 -	1:08.355	49.462	1:57.817	66.61	3.480	14:55:51.915	
6 -	1:08.603	49.480	1:58.083	66.46	3.746	14:57:49.998	
7 -	1:08.255	49.443	1:57.698	66.67	3.361	14:59:47.696	

P3		147 Over		D LISSAMAN / F LISSAMAN		JPR BMW -	
IDEAL LAP TIME : 1:54.573		BEST LAP TIME : 1:54.573		DIFFERENCE : 0.000			
LAP	SECTOR 1	SECTOR 2	LAP TIME	MPH	DIFF	TIME OF DAY	
1 -	1:08.945	49.861	1:58.806	66.05	4.233	14:48:14.243	
2 -	1:05.678	48.895	1:54.573 (1)	68.49		14:50:08.816	
3 -	1:06.477	50.056	1:56.533 (2)	67.34	1.960	14:52:05.349	
4 -	1:07.918	51.061	1:58.979	65.96	4.406	14:54:04.328	
5 -	1:07.632	50.382	1:58.014	66.50	3.441	14:56:02.342	
6 -	1:07.201	50.262	1:57.463 (3)	66.81	2.890	14:57:59.805	
7 -	1:07.955	49.990	1:57.945	66.54	3.372	14:59:57.750	

P4		56 Upto		VERMEULEN / HAHN		Triumph BONNEVILLE -	
IDEAL LAP TIME : 1:54.891		BEST LAP TIME : 1:55.072		DIFFERENCE : 0.181			
LAP	SECTOR 1	SECTOR 2	LAP TIME	MPH	DIFF	TIME OF DAY	
1 -	1:10.095	49.273	1:59.368	65.74	4.296	14:48:22.842	
2 -	1:09.955	50.315	2:00.270	65.25	5.198	14:50:23.112	
3 -	1:09.118	47.453	1:56.571 (3)	67.32	1.499	14:52:19.683	
4 -	1:07.438	47.634	1:55.072 (1)	68.20		14:54:14.755	
5 -	1:08.945	49.662	1:58.607	66.16	3.535	14:56:13.362	
6 -	1:07.579	49.933	1:57.512	66.78	2.440	14:58:10.874	
7 -	1:08.312	48.252	1:56.564 (2)	67.32	1.492	15:00:07.438	

P5		69 Upto		BOOTE / WESTON		MRE NOURISH -	
IDEAL LAP TIME : 1:55.659		BEST LAP TIME : 1:55.659		DIFFERENCE : 0.000			
LAP	SECTOR 1	SECTOR 2	LAP TIME	MPH	DIFF	TIME OF DAY	
1 -	1:08.465	50.059	1:58.524 (3)	66.21	2.865	14:48:15.635	
2 -	1:06.467	49.192	1:55.659 (1)	67.85		14:50:11.294	
3 -	1:06.575	49.381	1:55.956 (2)	67.68	0.297	14:52:07.250	

P6		66 Over		NOEL / SACCHETINI		MRE BMW -	
IDEAL LAP TIME : 1:57.027		BEST LAP TIME : 1:57.219		DIFFERENCE : 0.192			
LAP	SECTOR 1	SECTOR 2	LAP TIME	MPH	DIFF	TIME OF DAY	
1 -	1:09.404	50.191	1:59.595	65.62	2.376	14:48:15.482	
2 -	1:07.722	50.108	1:57.830 (3)	66.60	0.611	14:50:13.312	
3 -	1:07.496	49.723	1:57.219 (1)	66.95		14:52:10.531	
4 -	1:08.004	50.068	1:58.072	66.46	0.853	14:54:08.603	
5 -	1:07.304	50.168	1:57.472 (2)	66.80	0.253	14:56:06.075	

International Sidecar Revival 2022

Camathias Cup Sidecars

QUALIFYING - SECTOR ANALYSIS



SECTOR 1 = FL to I1, SECTOR 2 = I1 to FL, DIFF = Difference To Personal Best Lap, P = Crossed Finish Line in Pit Lane, D = Time Disallowed

P7 46 Over		NOURISH / LEEFLANG		Nourish WESLAKE - dave nourish			
IDEAL LAP TIME : 1:57.629		BEST LAP TIME : 1:57.703		DIFFERENCE : 0.074			
LAP	SECTOR 1	SECTOR 2	LAP TIME	MPH	DIFF	TIME OF DAY	
1 -	1:09.578	50.513	2:00.091	65.35	2.388	14:48:17.228	
2 -	1:07.890	49.813	1:57.703 (1)	66.67		14:50:14.931	
3 -	1:08.321	49.831	1:58.152 (2)	66.42	0.449	14:52:13.083	
4 -	1:09.725	49.782	1:59.507 (3)	65.67	1.804	14:54:12.590	
5 -	1:10.732	49.739	2:00.471	65.14	2.768	14:56:13.061	

P8 51 Over		BOUMAN/ KLINKER		Weslake MRE NRE 900 -			
IDEAL LAP TIME : 2:00.090		BEST LAP TIME : 2:00.749		DIFFERENCE : 0.659			
LAP	SECTOR 1	SECTOR 2	LAP TIME	MPH	DIFF	TIME OF DAY	
1 -	1:11.678	51.049	2:02.727	63.94	1.978	14:48:21.671	
2 -	1:10.521	50.228	2:00.749 (1)	64.99		14:50:22.420	
3 -	1:09.862	51.321	2:01.183 (2)	64.76	0.434	14:52:23.603	
4 -	1:11.132	51.037	2:02.169 (3)	64.23	1.420	14:54:25.772	
5 -	1:11.926	51.553	2:03.479	63.55	2.730	14:56:29.251	

P9 62 Upto		SCHOONDERBEEK / VAN DEN BOR		-			
IDEAL LAP TIME : 2:01.822		BEST LAP TIME : 2:03.109		DIFFERENCE : 1.287			
LAP	SECTOR 1	SECTOR 2	LAP TIME	MPH	DIFF	TIME OF DAY	
1 -	1:16.326	53.296	2:09.622	60.54	6.513	14:48:44.465	
2 -	1:11.525	51.584	2:03.109 (1)	63.74		14:50:47.574	
3 -	1:11.812	52.120	2:03.932 (3)	63.32	0.823	14:52:51.506	
4 -	1:11.840	52.587	2:04.427	63.07	1.318	14:54:55.933	
5 -	1:11.893	51.755	2:03.648 (2)	63.47	0.539	14:56:59.581	
6 -	1:10.238	53.929	2:04.167	63.20	1.058	14:59:03.748	

P10 7 Upto		WORTHINGTON / TODD		Yamaha Xs 750Cc TERRY MEAD -			
IDEAL LAP TIME : 2:03.704		BEST LAP TIME : 2:03.782		DIFFERENCE : 0.078			
LAP	SECTOR 1	SECTOR 2	LAP TIME	MPH	DIFF	TIME OF DAY	
1 -	1:14.727	54.031	2:08.758	60.95	4.976	14:48:46.277	
2 -	1:12.598	53.264	2:05.862	62.35	2.080	14:50:52.139	
3 -	1:12.194	51.588	2:03.782 (1)	63.40		14:52:55.921	
4 -	1:12.116	52.634	2:04.750 (2)	62.91	0.968	14:55:00.671	
5 -	1:13.857	51.984	2:05.841 (3)	62.36	2.059	14:57:06.512	

P11 17 Upto		WALTERS / THOMAS		Belas HONDA CB750 - Team Walters And Thomas Sidecar raci			
IDEAL LAP TIME : 2:04.114		BEST LAP TIME : 2:04.114		DIFFERENCE : 0.000			
LAP	SECTOR 1	SECTOR 2	LAP TIME	MPH	DIFF	TIME OF DAY	
1 -	1:16.085	53.824	2:09.909	60.41	5.795	14:48:53.339	
2 -	1:12.457	52.585	2:05.042 (2)	62.76	0.928	14:50:58.381	
3 -	1:11.631	52.483	2:04.114 (1)	63.23		14:53:02.495	
4 -	1:11.882	54.487	2:06.369	62.10	2.255	14:55:08.864	
5 -	1:12.951	52.962	2:05.913 (3)	62.32	1.799	14:57:14.777	

P12 5 Over		A LEWIS / P LEWIS		Bellas NOURISH -			
IDEAL LAP TIME : 2:03.558		BEST LAP TIME : 2:04.175		DIFFERENCE : 0.617			
LAP	SECTOR 1	SECTOR 2	LAP TIME	MPH	DIFF	TIME OF DAY	
1 -	1:15.403	53.272	2:08.675 (3)	60.99	4.500	14:48:45.075	
2 -	1:13.404	51.047	2:04.451 (2)	63.06	0.276	14:50:49.526	
3 -	1:12.511	51.664	2:04.175 (1)	63.20		14:52:53.701	

International Sidecar Revival 2022

Camathias Cup Sidecars

QUALIFYING - SECTOR ANALYSIS



SECTOR 1 = FL to I1, SECTOR 2 = I1 to FL, DIFF = Difference To Personal Best Lap, P = Crossed Finish Line in Pit Lane, D = Time Disallowed

P13 120 Upto		A THOMAS / J THOMAS		Heys T500 SUZUKI -		
IDEAL LAP TIME : 2:09.599		BEST LAP TIME : 2:10.039		DIFFERENCE : 0.440		
LAP	SECTOR 1	SECTOR 2	LAP TIME	MPH	DIFF	TIME OF DAY
1 -	1:18.620	55.535	2:14.155	58.49	4.116	14:48:41.484
2 -	1:16.662	54.450	2:11.112 (2)	59.85	1.073	14:50:52.596
3 -	1:15.149	54.890	2:10.039 (1)	60.35		14:53:02.635
4 -	1:15.735	55.863	2:11.598 (3)	59.63	1.559	14:55:14.233

P14 111 Upto		COOKSON / MORALEE		BMW MRE -		
IDEAL LAP TIME : 2:10.101		BEST LAP TIME : 2:10.792		DIFFERENCE : 0.691		
LAP	SECTOR 1	SECTOR 2	LAP TIME	MPH	DIFF	TIME OF DAY
1 -	1:15.302	56.177	2:11.479 (2)	59.69	0.687	14:49:00.899
2 -	1:15.867	57.499	2:13.366	58.84	2.574	14:51:14.265
3 -	1:15.993	54.799	2:10.792 (1)	60.00		14:53:25.057
4 -	1:17.288	55.705	2:12.993	59.01	2.201	14:55:38.050
5 -	1:16.584	55.231	2:11.815 (3)	59.53	1.023	14:57:49.865
6 -	1:16.143	55.903	2:12.046	59.43	1.254	15:00:01.911

P15 101 Upto		RYDEN / PRENTICE		Crick BMW Sidecar 750 CC -		
IDEAL LAP TIME : 2:11.329		BEST LAP TIME : 2:11.402		DIFFERENCE : 0.073		
LAP	SECTOR 1	SECTOR 2	LAP TIME	MPH	DIFF	TIME OF DAY
1 -	1:27.248	57.137	2:24.385 (3)	54.35	12.983	14:49:00.742
2 -	1:16.714	57.064	2:13.778 (2)	58.66	2.376	14:51:14.520
3 -	1:16.787	54.615	2:11.402 (1)	59.72		14:53:25.922

P16 64 Upto		CHRISTIAN / HARDISTY		Norton CAMMANDO -		
IDEAL LAP TIME : 2:12.911		BEST LAP TIME : 2:12.911		DIFFERENCE : 0.000		
LAP	SECTOR 1	SECTOR 2	LAP TIME	MPH	DIFF	TIME OF DAY
1 -	1:21.309	56.820	2:18.129 (2)	56.81	5.218	14:49:18.552
2 -	1:19.130	6:35.435	7:54.565 (3)	16.53	5:41.654	14:57:13.117
3 -	1:17.318	55.593	2:12.911 (1)	59.04		14:59:26.028

P17 11 Over		COX / SHARPE		Komnik MINI COOPER -		
IDEAL LAP TIME : 2:12.779		BEST LAP TIME : 2:13.015		DIFFERENCE : 0.236		
LAP	SECTOR 1	SECTOR 2	LAP TIME	MPH	DIFF	TIME OF DAY
1 -	1:21.269	58.077	2:19.346	56.32	6.331	14:49:01.049
2 -	1:18.844	55.474	2:14.318 (2)	58.42	1.303	14:51:15.367
3 -	1:17.305	55.710	2:13.015 (1)	59.00		14:53:28.382
4 -	1:19.113	56.994	2:16.107	57.66	3.092	14:55:44.489
5 -	1:19.262	57.204	2:16.466	57.50	3.451	14:58:00.955
6 -	1:18.941	56.428	2:15.369 (3)	57.97	2.354	15:00:16.324

P18 84 Upto		CAVEY / WILLIAMS		Triumph FIDDAMAN SIDECAR -		
IDEAL LAP TIME : 2:13.152		BEST LAP TIME : 2:13.152		DIFFERENCE : 0.000		
LAP	SECTOR 1	SECTOR 2	LAP TIME	MPH	DIFF	TIME OF DAY
1 -	1:24.852	59.666	2:24.518	54.30	11.366	14:49:15.295
2 -	1:19.733	58.035	2:17.768 (2)	56.96	4.616	14:51:33.063
3 -	1:21.327	58.860	2:20.187 (3)	55.98	7.035	14:53:53.250
4 -	1:15.405	57.747	2:13.152 (1)	58.94		14:56:06.402

International Sidecar Revival 2022

Camathias Cup Sidecars

QUALIFYING - SECTOR ANALYSIS



SECTOR 1 = FL to I1, SECTOR 2 = I1 to FL, DIFF = Difference To Personal Best Lap, P = Crossed Finish Line in Pit Lane, D = Time Disallowed

P19 39 Upto		SALTER / VAN BRECKEL		Norton COMMANDO -		
IDEAL LAP TIME : 2:12.249		BEST LAP TIME : 2:14.088		DIFFERENCE : 1.839		
LAP	SECTOR 1	SECTOR 2	LAP TIME	MPH	DIFF	TIME OF DAY
1 -	1:23.034	57.799	2:20.833	55.72	6.745	14:49:18.766
2 -	1:17.650	56.789	2:14.439	58.37	0.351	14:51:33.205
3 -	1:19.704	54.599	2:14.303 (3)	58.43	0.215	14:53:47.508
4 -	1:18.840	55.248	2:14.088 (1)	58.52		14:56:01.596
5 -	1:18.367	55.918	2:14.285 (2)	58.44	0.197	14:58:15.881

P20 125 Upto		N THOMAS / P THOMAS		-		
IDEAL LAP TIME : 2:37.303		BEST LAP TIME : 2:37.303		DIFFERENCE : 0.000		
LAP	SECTOR 1	SECTOR 2	LAP TIME	MPH	DIFF	TIME OF DAY
1 -	1:32.606	1:04.697	2:37.303 (1)	49.89		14:54:08.170

International Sidecar Revival 2022

Camathias Cup Sidecars

QUALIFYING - BEST SECTORS

SECTOR 1			SECTOR 2			IDEAL / BEST COMPARISON						
POS	NO	NAME	TIME	NO	NAME	TIME	POS	NO	NAME	IDEAL	BEST	DIFF
									PERFECT LAP	1:50.122		
1	8	PERKINS / NICKELS	1:02.946	8	PERKINS / NICKELS	47.176	1	8	PERKINS / NICKELS	1:50.122	1:50.122	0.000
2	147	D LISSAMAN / F LISSAMAN	1:05.678	56	VERMEULEN / HAHN	47.453	2	24	THIRKELL / JOHNSOI	1:54.337	1:54.337	0.000
3	24	THIRKELL / JOHNSON	1:06.316	24	THIRKELL / JOHNSON	48.021	3	147	D LISSAMAN / F LISS	1:54.573	1:54.573	0.000
4	69	BOOTE / WESTON	1:06.467	147	D LISSAMAN / F LISSAMAN	48.895	4	56	VERMEULEN / HAHN	1:54.891	1:55.072	0.181
5	66	NOEL / SACCHETINI	1:07.304	69	BOOTE / WESTON	49.192	5	69	BOOTE / WESTON	1:55.659	1:55.659	0.000
6	56	VERMEULEN / HAHN	1:07.438	66	NOEL / SACCHETINI	49.723	6	66	NOEL / SACCHETINI	1:57.027	1:57.219	0.192
7	46	NOURISH / LEEFLANG	1:07.890	46	NOURISH / LEEFLANG	49.739	7	46	NOURISH / LEEFLAN	1:57.629	1:57.703	0.074
8	51	BOUMAN / KLINKER	1:09.862	51	BOUMAN / KLINKER	50.228	8	51	BOUMAN / KLINKER	2:00.090	2:00.749	0.659
9	62	SCHOONDERBEEK / VAN DEN	1:10.238	5	A LEWIS / P LEWIS	51.047	9	62	SCHOONDERBEEK /	2:01.822	2:03.109	1.287
10	17	WALTERS / THOMAS	1:11.631	62	SCHOONDERBEEK / VAN DEN	51.584	10	5	A LEWIS / P LEWIS	2:03.558	2:04.175	0.617
11	7	WORTHINGTON / TODD	1:12.116	7	WORTHINGTON / TODD	51.588	11	7	WORTHINGTON / TO	2:03.704	2:03.782	0.078
12	5	A LEWIS / P LEWIS	1:12.511	17	WALTERS / THOMAS	52.483	12	17	WALTERS / THOMAS	2:04.114	2:04.114	0.000
13	120	A THOMAS / J THOMAS	1:15.149	120	A THOMAS / J THOMAS	54.450	13	120	A THOMAS / J THOM	2:09.599	2:10.039	0.440
14	111	COOKSON / MORALEE	1:15.302	39	SALTER / VAN BRECKEL	54.599	14	111	COOKSON / MORALE	2:10.101	2:10.792	0.691
15	84	CAVEY / WILLIAMS	1:15.405	101	RYDEN / PRENTICE	54.615	15	101	RYDEN / PRENTICE	2:11.329	2:11.402	0.073
16	101	RYDEN / PRENTICE	1:16.714	111	COOKSON / MORALEE	54.799	16	39	SALTER / VAN BRECI	2:12.249	2:14.088	1.839
17	11	COX / SHARPE	1:17.305	11	COX / SHARPE	55.474	17	11	COX / SHARPE	2:12.779	2:13.015	0.236
18	64	CHRISTIAN / HARDISTY	1:17.318	64	CHRISTIAN / HARDISTY	55.593	18	64	CHRISTIAN / HARDIS	2:12.911	2:12.911	0.000
19	39	SALTER / VAN BRECKEL	1:17.650	84	CAVEY / WILLIAMS	57.747	19	84	CAVEY / WILLIAMS	2:13.152	2:13.152	0.000
20	125	N THOMAS / P THOMAS	1:32.606	125	N THOMAS / P THOMAS	1:04.697	20	125	N THOMAS / P THOM	2:37.303	2:37.303	0.000

International Sidecar Revival 2022

Camathias Cup Sidecars

QUALIFYING - STATISTICS

Competitors Started 20
Planned Start 2022-08-06 @ 14:15:00.000
Actual Start 2022-08-06 @ 14:45:35.194
Finish Time 2022-08-06 @ 14:58:17.740
Track Length 2.1800mi.
Total Laps 96
Total Distance Covered 209.2817mi.

Session Fastest Lap History

NO	CL	NAME	LAP TIME	TIME OF DAY	LAP	VEHICLE
24	Over	THIRKELL / JOHNSON	1:55.483	14:48:05.680	1	BMW MRE
8	Over	PERKINS / NICKELS	1:54.164	14:48:07.422	1	Outfit SIDECAR
8	Over	PERKINS / NICKELS	1:52.743	14:50:00.108	2	Outfit SIDECAR
8	Over	PERKINS / NICKELS	1:50.122	14:51:50.288	3	Outfit SIDECAR

Flag History

TYPE	TIME OF DAY
GREEN	14:45:35.194
FINISH	14:58:17.740

Flag Statistics

TYPE	COUNT	TOTAL LAPS	TOTAL TIME
Green	1	7	15:16.568
Red	0	0	0.000
Safety Car	0	0	0.000
FCY	0	0	0.000

International Sidecar Revival 2022

Camathias Cup Sidecars

QUALIFYING - STATISTICS

CLASS : Over

8 Starters

Fastest Lap History

NO	NAME	LAP TIME	TIME OF DAY	LAP	VEHICLE
24	THIRKELL / JOHNSON	1:55.483	14:48:05.680	1	BMW MRE
8	PERKINS / NICKELS	1:54.164	14:48:07.422	1	Outfit SIDECAR
8	PERKINS / NICKELS	1:52.743	14:50:00.108	2	Outfit SIDECAR
8	PERKINS / NICKELS	1:50.122	14:51:50.288	3	Outfit SIDECAR

International Sidecar Revival 2022

Camathias Cup Sidecars

QUALIFYING - STATISTICS

CLASS : Upto

12 Starters


Fastest Lap History

NO	NAME	LAP TIME	TIME OF DAY	LAP	VEHICLE
69	BOOTE / WESTON	1:58.524	14:48:15.660	1	MRE NOURISH
69	BOOTE / WESTON	1:55.659	14:50:11.321	2	MRE NOURISH
56	VERMEULEN / HAHN	1:55.072	14:54:14.770	4	Triumph BONNEVILLE

International Sidecar Revival 2022

Camathias Cup Sidecars

RACE 14 - GRID (5 Laps)

ROW 10	19	2:14.088	39	SALTER / VAN BRECKEL	20	2:37.303	125	N THOMAS / P THOMAS
ROW 9	17	2:13.015	11	COX / SHARPE	18	2:13.152	84	CAVEY / WILLIAMS
ROW 8	15	2:11.402	101	RYDEN / PRENTICE	16	2:12.911	64	CHRISTIAN / HARDISTY
ROW 7	13	2:10.039	120	A THOMAS / J THOMAS	14	2:10.792	111	COOKSON / MORALEE
ROW 6	11	2:04.114	17	WALTERS / THOMAS	12	2:04.175	5	A LEWIS / P LEWIS
ROW 5	9	2:03.109	62	SCHOONDERBEEK / VAN DEN BOR	10	2:03.782	7	WORTHINGTON / TODD
ROW 4	7	1:57.703	46	NOURISH / LEEFLANG	8	2:00.749	51	BOUMAN/ KLINKER
ROW 3	5	1:55.659	69	BOOTE / WESTON	6	1:57.219	66	NOEL / SACCHETINI
ROW 2	3	1:54.573	147	D LISSAMAN / F LISSAMAN	4	1:55.072	56	VERMEULEN / HAHN
ROW 1	1	1:50.122	8	PERKINS / NICKELS	2	1:54.337	24	THIRKELL / JOHNSON
Pole								
								

Cadwell Park: 2.1800 miles

These results are provisional until the conclusion of any judicial and technical matters.

Clerk Of Course :

Stewards :

Timekeeper :

Craig Smith

Results can be found at www.tsl-timing.com

Printed - 15:03 Saturday, 06 August 2022



International Sidecar Revival 2022

Camathias Cup Sidecars

RACE 14 - CLASSIFICATION

POS	NO	CL	PIC NAME	ENTRY	LAPS	TIME	GAP	DIFF	MPH	BEST	ON
1	8	Over	1 PERKINS / NICKELS	Outfit SIDECAR - Pocket 2019	5	9:36.265			68.09	1:52.340	3
2	24	Over	2 THIRKELL / JOHNSON	BMW MRE -	5	9:41.285	5.020	5.020	67.50	1:54.446	2
3	69	Upto	1 BOOTE / WESTON	MRE NOURISH -	5	9:50.179	13.914	8.894	66.48	1:54.934	3
4	56	Upto	2 VERMEULEN / HAHN	Triumph BONNEVILLE -	5	9:51.919	15.654	1.740	66.29	1:55.393	2
5	46	Over	3 NOURISH / LEEFLANG	Nourish WESLAKE - dave nourish	5	9:58.904	22.639	6.985	65.52	1:57.472	3
6	62	Upto	3 SCHOONDERBEEK / VAN DEN BOR	-	5	10:10.892	34.627	11.988	64.23	2:00.464	4
7	147	Over	4 D LISSAMAN / F LISSAMAN	JPR BMW -	5	10:14.648	38.383	3.756	63.84	1:55.392	3
8	5	Over	5 A LEWIS / P LEWIS	Bellas NOURISH -	5	10:14.804	38.539	0.156	63.82	2:01.357	3
9	17	Upto	4 WALTERS / THOMAS	Belas HONDA CB750 - Team Walters And Thomas	5	10:20.493	44.228	5.689	63.24	2:00.849	3
10	7	Upto	5 WORTHINGTON / TODD	Yamaha Xs 750Cc TERRY MEAD -	5	10:46.225	1:09.960	25.732	60.72	2:04.952	4
11	101	Upto	6 RYDEN / PRENTICE	Crick BMW Sidecar 750 CC -	5	11:00.536	1:24.271	14.311	59.40	2:09.413	2
12	11	Over	6 COX / SHARPE	Komnik MINI COOPER -	5	11:06.994	1:30.729	6.458	58.83	2:11.151	3
13	111	Upto	7 COOKSON / MORALEE	BMW MRE -	5	11:07.107	1:30.842	0.113	58.82	2:09.379	5
14	84	Upto	8 CAVEY / WILLIAMS	Triumph FIDDAMAN SIDECAR -	5	11:23.709	1:47.444	16.602	57.39	2:13.915	2
15	64	Upto	9 CHRISTIAN / HARDISTY	Norton CAMMANDO -	5	11:29.104	1:52.839	5.395	56.94	2:12.932	3
16	120	Upto	10 A THOMAS / J THOMAS	Heys T500 SUZUKI -	4	9:51.130	1 Lap	1 Lap	53.10	2:12.153	2
NOT CLASSIFIED											
DNF	66	Over	NOEL / SACCHETINI	MRE BMW -	4	7:53.366	1 Lap		66.31	1:56.175	4
DNF	39	Upto	SALTER / VAN BRECKEL	Norton COMMANDO -	2	4:36.500	3 Laps	2 Laps	56.76	2:13.291	2
FASTEST LAP											
	8	Over	PERKINS / NICKELS	Outfit SIDECAR - Pocket 2019	3	1:52.340			69.85 mph	112.42 kph	
	69	Upto	BOOTE / WESTON	MRE NOURISH -	3	1:54.934			68.28 mph	109.89 kph	

Class Over - 92.5% of Race Speed = 62.98 mph

Class Upto - 92.5% of Race Speed = 61.49 mph

Weather / Track : Bright / Dry

These results are provisional until the conclusion of any judicial and technical matters.

Race Distance: 5 Laps / 10.90 miles

Cadwell Park: 2.1800 miles

Date: 06/08/2022 Start: 17:17 Finish: 17:27

Clerk Of Course :	Stewards :	Timekeeper : <i>Craig Smith</i>
-------------------	------------	------------------------------------

Results can be found at www.tsl-timing.com

Printed - 17:30 Saturday, 06 August 2022



International Sidecar Revival 2022

Camathias Cup Sidecars

RACE 14 - LAP CHART

LAP 1 @ 17:19:43.532			LAP 4 @ 17:25:25.109		
NO	BEHIND	LAP TIME	NO	BEHIND	LAP TIME

147		2:00.757	8		1:53.172
24	0.338	2:01.095	24	2.919	1:55.086
8	0.625	2:01.382	147	6.737	1:55.776
69	1.330	2:02.087	69	7.642	1:56.483
66	2.470	2:03.227	66	11.032	1:56.175
46	3.559	2:04.316	56	12.528	1:57.523
56	5.759	2:06.516	46	16.019	1:58.443
62	5.864	2:06.621	62	27.844	2:00.464
5	6.524	2:07.281	5	29.230	2:01.471
17	7.873	2:08.630	17	33.094	2:03.035
101	17.537	2:18.294	7	57.025	2:04.952
11	17.911	2:18.668	101	1:07.302	2:11.384
7	18.282	2:19.039	11	1:12.223	2:12.320
84	21.719	2:22.476	111	1:15.394	2:09.822
120	22.094	2:22.851	64	1:25.324	2:17.080
39	22.452	2:23.209	84	1:26.102	2:15.194
64	23.020	2:23.777			
111	23.850	2:24.607			

LAP 2 @ 17:21:38.316			LAP 5 @ 17:27:19.040		
NO	BEHIND	LAP TIME	NO	BEHIND	LAP TIME

24		1:54.446	8		1:53.931
8	1.281	1:55.440	24	5.020	1:56.032
147	2.362	1:57.146	69	13.914	2:00.203
69	3.018	1:56.472	120	1 Lap	2:17.997
66	4.695	1:57.009	56	15.654	1:57.057
56	6.368	1:55.393	46	22.639	2:00.551
46	6.897	1:58.122	62	34.627	2:00.714
62	12.820	2:01.740	147	38.383	2:25.577
5	13.195	2:01.455	5	38.539	2:03.240
17	16.003	2:02.914	17	44.228	2:05.065
101	32.166	2:09.413	7	1:09.960	2:06.866
7	32.477	2:08.979	101	1:24.271	2:10.900
11	35.545	2:12.418	11	1:30.729	2:12.437
120	39.463	2:12.153	111	1:30.842	2:09.379
84	40.850	2:13.915	84	1:47.444	2:15.273
39	40.959	2:13.291	64	1:52.839	2:21.446
111	41.172	2:12.106			
64	42.105	2:13.869			

LAP 3 @ 17:23:31.937		
NO	BEHIND	LAP TIME

8		1:52.340
24	1.005	1:54.626
147	4.133	1:55.392
69	4.331	1:54.934
66	8.029	1:56.955
56	8.177	1:55.430
46	10.748	1:57.472
62	20.552	2:01.353
5	20.931	2:01.357
17	23.231	2:00.849
7	45.245	2:06.389
101	49.090	2:10.545
11	53.075	2:11.151
111	58.744	2:11.193
64	1:01.416	2:12.932
84	1:04.080	2:16.851
120	1:43.971	2:58.129

International Sidecar Revival 2022

Camathias Cup Sidecars

RACE 14 - SECTOR ANALYSIS



SECTOR 1 = FL to I1, SECTOR 2 = I1 to FL, DIFF = Difference To Personal Best Lap, P = Crossed Finish Line in Pit Lane, D = Time Disallowed

P1		8 Over		PERKINS / NICKELS		Outfit SIDECAR - Pocket 2019	
IDEAL LAP TIME : 1:52.340		BEST LAP TIME : 1:52.340		DIFFERENCE : 0.000			
LAP	SECTOR 1	SECTOR 2	LAP TIME	MPH	DIFF	TIME OF DAY	
1 -		49.018	2:01.382	64.65	9.042	17:19:44.157	
2 -	1:07.554	47.886	1:55.440	67.98	3.100	17:21:39.597	
3 -	1:04.549	47.791	1:52.340 (1)	69.85		17:23:31.937	
4 -	1:05.275	47.897	1:53.172 (2)	69.34	0.832	17:25:25.109	
5 -	1:05.948	47.983	1:53.931 (3)	68.88	1.591	17:27:19.040	

P2		24 Over		THIRKELL / JOHNSON		BMW MRE -	
IDEAL LAP TIME : 1:54.161		BEST LAP TIME : 1:54.446		DIFFERENCE : 0.285			
LAP	SECTOR 1	SECTOR 2	LAP TIME	MPH	DIFF	TIME OF DAY	
1 -		49.061	2:01.095	64.80	6.649	17:19:43.870	
2 -	1:06.340	48.106	1:54.446 (1)	68.57		17:21:38.316	
3 -	1:06.805	47.821	1:54.626 (2)	68.46	0.180	17:23:32.942	
4 -	1:06.660	48.426	1:55.086 (3)	68.19	0.640	17:25:28.028	
5 -	1:07.001	49.031	1:56.032	67.63	1.586	17:27:24.060	

P3		69 Upto		BOOTE / WESTON		MRE NOURISH -	
IDEAL LAP TIME : 1:54.934		BEST LAP TIME : 1:54.934		DIFFERENCE : 0.000			
LAP	SECTOR 1	SECTOR 2	LAP TIME	MPH	DIFF	TIME OF DAY	
1 -		49.243	2:02.087	64.28	7.153	17:19:44.862	
2 -	1:07.594	48.878	1:56.472 (2)	67.38	1.538	17:21:41.334	
3 -	1:06.179	48.755	1:54.934 (1)	68.28		17:23:36.268	
4 -	1:06.975	49.508	1:56.483 (3)	67.37	1.549	17:25:32.751	
5 -	1:07.314	52.889	2:00.203	65.29	5.269	17:27:32.954	

P4		56 Upto		VERMEULEN / HAHN		Triumph BONNEVILLE -	
IDEAL LAP TIME : 1:55.039		BEST LAP TIME : 1:55.393		DIFFERENCE : 0.354			
LAP	SECTOR 1	SECTOR 2	LAP TIME	MPH	DIFF	TIME OF DAY	
1 -		50.152	2:06.516	62.03	11.123	17:19:49.291	
2 -	1:07.425	47.968	1:55.393 (1)	68.01		17:21:44.684	
3 -	1:07.071	48.359	1:55.430 (2)	67.98	0.037	17:23:40.114	
4 -	1:07.483	50.040	1:57.523	66.77	2.130	17:25:37.637	
5 -	1:08.120	48.937	1:57.057 (3)	67.04	1.664	17:27:34.694	

P5		46 Over		NOURISH / LEEFLANG		Nourish WESLAKE - dave nourish	
IDEAL LAP TIME : 1:57.355		BEST LAP TIME : 1:57.472		DIFFERENCE : 0.117			
LAP	SECTOR 1	SECTOR 2	LAP TIME	MPH	DIFF	TIME OF DAY	
1 -		49.384	2:04.316	63.12	6.844	17:19:47.091	
2 -	1:07.971	50.151	1:58.122 (2)	66.44	0.650	17:21:45.213	
3 -	1:08.067	49.405	1:57.472 (1)	66.80		17:23:42.685	
4 -	1:08.580	49.863	1:58.443 (3)	66.26	0.971	17:25:41.128	
5 -	1:09.627	50.924	2:00.551	65.10	3.079	17:27:41.679	

P6		62 Upto		SCHOONDERBEEK / VAN DEN BOR		-	
IDEAL LAP TIME : 2:00.253		BEST LAP TIME : 2:00.464		DIFFERENCE : 0.211			
LAP	SECTOR 1	SECTOR 2	LAP TIME	MPH	DIFF	TIME OF DAY	
1 -		51.154	2:06.621	61.98	6.157	17:19:49.396	
2 -	1:10.459	51.281	2:01.740	64.46	1.276	17:21:51.136	
3 -	1:10.070	51.283	2:01.353 (3)	64.67	0.889	17:23:52.489	
4 -	1:09.099	51.365	2:00.464 (1)	65.14		17:25:52.953	
5 -	1:09.429	51.285	2:00.714 (2)	65.01	0.250	17:27:53.667	

International Sidecar Revival 2022

Camathias Cup Sidecars

RACE 14 - SECTOR ANALYSIS



SECTOR 1 = FL to I1, SECTOR 2 = I1 to FL, DIFF = Difference To Personal Best Lap, P = Crossed Finish Line in Pit Lane, D = Time Disallowed

P7 147 Over		D LISSAMAN / F LISSAMAN		JPR BMW -		
IDEAL LAP TIME : 1:55.392		BEST LAP TIME : 1:55.392		DIFFERENCE : 0.000		
LAP	SECTOR 1	SECTOR 2	LAP TIME	MPH	DIFF	TIME OF DAY
1 -		48.933	2:00.757	64.99	5.365	17:19:43.532
2 -	1:08.163	48.983	1:57.146 (3)	66.99	1.754	17:21:40.678
3 -	1:06.576	48.816	1:55.392 (1)	68.01		17:23:36.070
4 -	1:06.911	48.865	1:55.776 (2)	67.78	0.384	17:25:31.846
5 -	1:07.146	1:18.431	2:25.577	53.91	30.185	17:27:57.423

P8 5 Over		A LEWIS / P LEWIS		Bellas NOURISH -		
IDEAL LAP TIME : 2:01.040		BEST LAP TIME : 2:01.357		DIFFERENCE : 0.317		
LAP	SECTOR 1	SECTOR 2	LAP TIME	MPH	DIFF	TIME OF DAY
1 -		50.556	2:07.281	61.65	5.924	17:19:50.056
2 -	1:10.834	50.621	2:01.455 (2)	64.61	0.098	17:21:51.511
3 -	1:10.701	50.656	2:01.357 (1)	64.66		17:23:52.868
4 -	1:10.484	50.987	2:01.471 (3)	64.60	0.114	17:25:54.339
5 -	1:11.390	51.850	2:03.240	63.68	1.883	17:27:57.579

P9 17 Upto		WALTERS / THOMAS		Belas HONDA CB750 - Team Walters And Thomas Sidecar raci		
IDEAL LAP TIME : 2:00.158		BEST LAP TIME : 2:00.849		DIFFERENCE : 0.691		
LAP	SECTOR 1	SECTOR 2	LAP TIME	MPH	DIFF	TIME OF DAY
1 -		51.018	2:08.630	61.01	7.781	17:19:51.405
2 -	1:09.879	53.035	2:02.914 (2)	63.85	2.065	17:21:54.319
3 -	1:09.140	51.709	2:00.849 (1)	64.94		17:23:55.168
4 -	1:09.938	53.097	2:03.035 (3)	63.78	2.186	17:25:58.203
5 -	1:12.352	52.713	2:05.065	62.75	4.216	17:28:03.268

P10 7 Upto		WORTHINGTON / TODD		Yamaha Xs 750Cc TERRY MEAD -		
IDEAL LAP TIME : 2:04.864		BEST LAP TIME : 2:04.952		DIFFERENCE : 0.088		
LAP	SECTOR 1	SECTOR 2	LAP TIME	MPH	DIFF	TIME OF DAY
1 -		54.507	2:19.039	56.44	14.087	17:20:01.814
2 -	1:15.037	53.942	2:08.979	60.84	4.027	17:22:10.793
3 -	1:14.232	52.157	2:06.389 (2)	62.09	1.437	17:24:17.182
4 -	1:12.707	52.245	2:04.952 (1)	62.80		17:26:22.134
5 -	1:14.054	52.812	2:06.866 (3)	61.86	1.914	17:28:29.000

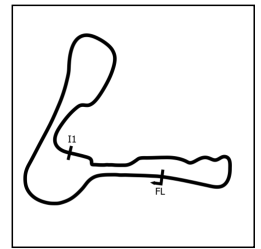
P11 101 Upto		RYDEN / PRENTICE		Crick BMW Sidecar 750 CC -		
IDEAL LAP TIME : 2:09.413		BEST LAP TIME : 2:09.413		DIFFERENCE : 0.000		
LAP	SECTOR 1	SECTOR 2	LAP TIME	MPH	DIFF	TIME OF DAY
1 -		54.013	2:18.294	56.74	8.881	17:20:01.069
2 -	1:15.488	53.925	2:09.413 (1)	60.64		17:22:10.482
3 -	1:15.936	54.609	2:10.545 (2)	60.11	1.132	17:24:21.027
4 -	1:16.674	54.710	2:11.384	59.73	1.971	17:26:32.411
5 -	1:16.733	54.167	2:10.900 (3)	59.95	1.487	17:28:43.311

P12 11 Over		COX / SHARPE		Komnik MINI COOPER -		
IDEAL LAP TIME : 2:11.019		BEST LAP TIME : 2:11.151		DIFFERENCE : 0.132		
LAP	SECTOR 1	SECTOR 2	LAP TIME	MPH	DIFF	TIME OF DAY
1 -		55.192	2:18.668	56.59	7.517	17:20:01.443
2 -	1:17.427	54.991	2:12.418 (3)	59.26	1.267	17:22:13.861
3 -	1:16.618	54.533	2:11.151 (1)	59.83		17:24:25.012
4 -	1:16.486	55.834	2:12.320 (2)	59.31	1.169	17:26:37.332
5 -	1:17.027	55.410	2:12.437	59.25	1.286	17:28:49.769

International Sidecar Revival 2022

Camathias Cup Sidecars

RACE 14 - SECTOR ANALYSIS



SECTOR 1 = FL to I1, SECTOR 2 = I1 to FL, DIFF = Difference To Personal Best Lap, P = Crossed Finish Line in Pit Lane, D = Time Disallowed

P13 111 Upto		COOKSON / MORALEE		BMW MRE -		
IDEAL LAP TIME : 2:09.155		BEST LAP TIME : 2:09.379		DIFFERENCE : 0.224		
LAP	SECTOR 1	SECTOR 2	LAP TIME	MPH	DIFF	TIME OF DAY
1 -		54.229	2:24.607	54.27	15.228	17:20:07.382
2 -	1:16.218	55.888	2:12.106	59.40	2.727	17:22:19.488
3 -	1:15.442	55.751	2:11.193 (3)	59.82	1.814	17:24:30.681
4 -	1:15.304	54.518	2:09.822 (2)	60.45	0.443	17:26:40.503
5 -	1:14.926	54.453	2:09.379 (1)	60.65		17:28:49.882

P14 84 Upto		CAVEY / WILLIAMS		Triumph FIDDAMAN SIDECAR -		
IDEAL LAP TIME : 2:12.104		BEST LAP TIME : 2:13.915		DIFFERENCE : 1.811		
LAP	SECTOR 1	SECTOR 2	LAP TIME	MPH	DIFF	TIME OF DAY
1 -		56.661	2:22.476	55.08	8.561	17:20:05.251
2 -	1:16.970	56.945	2:13.915 (1)	58.60		17:22:19.166
3 -	1:15.443	1:01.408	2:16.851	57.34	2.936	17:24:36.017
4 -	1:16.620	58.574	2:15.194 (2)	58.05	1.279	17:26:51.211
5 -	1:18.519	56.754	2:15.273 (3)	58.01	1.358	17:29:06.484

P15 64 Upto		CHRISTIAN / HARDISTY		Norton CAMMANDO -		
IDEAL LAP TIME : 2:12.881		BEST LAP TIME : 2:12.932		DIFFERENCE : 0.051		
LAP	SECTOR 1	SECTOR 2	LAP TIME	MPH	DIFF	TIME OF DAY
1 -		56.988	2:23.777	54.58	10.845	17:20:06.552
2 -	1:17.788	56.081	2:13.869 (2)	58.62	0.937	17:22:20.421
3 -	1:16.800	56.132	2:12.932 (1)	59.03		17:24:33.353
4 -	1:18.561	58.519	2:17.080 (3)	57.25	4.148	17:26:50.433
5 -	1:22.146	59.300	2:21.446	55.48	8.514	17:29:11.879

P16 120 Upto		A THOMAS / J THOMAS		Heys T500 SUZUKI -		
IDEAL LAP TIME : 2:12.153		BEST LAP TIME : 2:12.153		DIFFERENCE : 0.000		
LAP	SECTOR 1	SECTOR 2	LAP TIME	MPH	DIFF	TIME OF DAY
1 -		56.439	2:22.851	54.93	10.698	17:20:05.626
2 -	1:17.216	54.937	2:12.153 (1)	59.38		17:22:17.779
3 -	1:56.548	1:01.581	2:58.129 (3)	44.05	45.976	17:25:15.908
4 -	1:18.464	59.533	2:17.997 (2)	56.87	5.844	17:27:33.905

P17 66 Over		NOEL / SACCHETINI		MRE BMW -		
IDEAL LAP TIME : 1:56.175		BEST LAP TIME : 1:56.175		DIFFERENCE : 0.000		
LAP	SECTOR 1	SECTOR 2	LAP TIME	MPH	DIFF	TIME OF DAY
1 -		49.854	2:03.227	63.68	7.052	17:19:46.002
2 -	1:07.197	49.812	1:57.009 (3)	67.07	0.834	17:21:43.011
3 -	1:06.924	50.031	1:56.955 (2)	67.10	0.780	17:23:39.966
4 -	1:06.822	49.353	1:56.175 (1)	67.55		17:25:36.141

P18 39 Upto		SALTER / VAN BRECKEL		Norton COMMANDO -		
IDEAL LAP TIME : 2:13.215		BEST LAP TIME : 2:13.291		DIFFERENCE : 0.076		
LAP	SECTOR 1	SECTOR 2	LAP TIME	MPH	DIFF	TIME OF DAY
1 -		55.993	2:23.209	54.80	9.918	17:20:05.984
2 -	1:17.222	56.069	2:13.291 (1)	58.87		17:22:19.275

International Sidecar Revival 2022

Camathias Cup Sidecars

RACE 14 - BEST SECTORS

SECTOR 1				SECTOR 2				IDEAL / BEST COMPARISON				
POS	NO	NAME	TIME	NO	NAME	TIME	POS	NO	NAME	IDEAL	BEST	DIFF
									PERFECT LAP	1:52.340		
1	8	PERKINS / NICKELS	1:04.549	8	PERKINS / NICKELS	47.791	1	8	PERKINS / NICKELS	1:52.340	1:52.340	0.000
2	69	BOOTE / WESTON	1:06.179	24	THIRKELL / JOHNSON	47.821	2	24	THIRKELL / JOHNSOI	1:54.161	1:54.446	0.285
3	24	THIRKELL / JOHNSON	1:06.340	56	VERMEULEN / HAHN	47.968	3	69	BOOTE / WESTON	1:54.934	1:54.934	0.000
4	147	D LISSAMAN / F LISSAMAN	1:06.576	69	BOOTE / WESTON	48.755	4	56	VERMEULEN / HAHN	1:55.039	1:55.393	0.354
5	66	NOEL / SACCHETINI	1:06.822	147	D LISSAMAN / F LISSAMAN	48.816	5	147	D LISSAMAN / F LISS	1:55.392	1:55.392	0.000
6	56	VERMEULEN / HAHN	1:07.071	66	NOEL / SACCHETINI	49.353	6	66	NOEL / SACCHETINI	1:56.175	1:56.175	0.000
7	46	NOURISH / LEEFLANG	1:07.971	46	NOURISH / LEEFLANG	49.384	7	46	NOURISH / LEEFLAN	1:57.355	1:57.472	0.117
8	62	SCHOONDERBEEK / VAN DEN	1:09.099	5	A LEWIS / P LEWIS	50.556	8	17	WALTERS / THOMAS	2:00.158	2:00.849	0.691
9	17	WALTERS / THOMAS	1:09.140	17	WALTERS / THOMAS	51.018	9	62	SCHOONDERBEEK /	2:00.253	2:00.464	0.211
10	5	A LEWIS / P LEWIS	1:10.484	62	SCHOONDERBEEK / VAN DEN	51.154	10	5	A LEWIS / P LEWIS	2:01.040	2:01.357	0.317
11	7	WORTHINGTON / TODD	1:12.707	7	WORTHINGTON / TODD	52.157	11	7	WORTHINGTON / TO	2:04.864	2:04.952	0.088
12	111	COOKSON / MORALEE	1:14.926	101	RYDEN / PRENTICE	53.925	12	111	COOKSON / MORALE	2:09.155	2:09.379	0.224
13	84	CAVEY / WILLIAMS	1:15.443	111	COOKSON / MORALEE	54.229	13	101	RYDEN / PRENTICE	2:09.413	2:09.413	0.000
14	101	RYDEN / PRENTICE	1:15.488	11	COX / SHARPE	54.533	14	11	COX / SHARPE	2:11.019	2:11.151	0.132
15	11	COX / SHARPE	1:16.486	120	A THOMAS / J THOMAS	54.937	15	84	CAVEY / WILLIAMS	2:12.104	2:13.915	1.811
16	64	CHRISTIAN / HARDISTY	1:16.800	39	SALTER / VAN BRECKEL	55.993	16	120	A THOMAS / J THOM	2:12.153	2:12.153	0.000
17	120	A THOMAS / J THOMAS	1:17.216	64	CHRISTIAN / HARDISTY	56.081	17	64	CHRISTIAN / HARDIS	2:12.881	2:12.932	0.051
18	39	SALTER / VAN BRECKEL	1:17.222	84	CAVEY / WILLIAMS	56.661	18	39	SALTER / VAN BRECI	2:13.215	2:13.291	0.076

International Sidecar Revival 2022

Camathias Cup Sidecars

RACE 14 - STATISTICS

Competitors Started 18
Planned Start 2022-08-06 @ 17:20:00.000
Actual Start 2022-08-06 @ 17:17:42.775
Finish Time 2022-08-06 @ 17:27:19.039
Track Length 2.1800mi.
Total Laps 85
Total Distance Covered 185.3015mi.

Session Fastest Lap History

NO	CL	NAME	LAP TIME	TIME OF DAY	LAP	VEHICLE
24	Over	THIRKELL / JOHNSON	1:54.446	17:21:38.334	2	BMW MRE
8	Over	PERKINS / NICKELS	1:52.340	17:23:31.957	3	Outfit SIDECAR

Session Leader History

NO	CL	NAME	FROM LAP	LAPS LED	DISTANCE	VEHICLE
147	Over	D LISSAMAN / F LISSAMAN	1	1	2.18 miles	JPR BMW
24	Over	THIRKELL / JOHNSON	2	1	2.18 miles	BMW MRE
8	Over	PERKINS / NICKELS	3	3	6.54 miles	Outfit SIDECAR

Flag History

TYPE	TIME OF DAY
GREEN	17:17:42.775
FINISH	17:27:19.039

Flag Statistics

TYPE	COUNT	TOTAL LAPS	TOTAL TIME
Green	1	5	11:34.063
Red	0	0	0.000
Safety Car	0	0	0.000
FCY	0	0	0.000

International Sidecar Revival 2022

Camathias Cup Sidecars

RACE 14 - STATISTICS

CLASS : Over

7 Starters

Fastest Lap History

NO	NAME	LAP TIME	TIME OF DAY	LAP	VEHICLE
24	THIRKELL / JOHNSON	1:54.446	17:21:38.334	2	BMW MRE
8	PERKINS / NICKELS	1:52.340	17:23:31.957	3	Outfit SIDECAR

Leader History

NO	NAME	FROM LAP	LAPS LED	DISTANCE	VEHICLE
147	D LISSAMAN / F LISSAMAN	1	1	2.18 miles	JPR BMW
24	THIRKELL / JOHNSON	2	1	2.18 miles	BMW MRE
8	PERKINS / NICKELS	3	3	6.54 miles	Outfit SIDECAR

International Sidecar Revival 2022

Camathias Cup Sidecars

RACE 14 - STATISTICS

CLASS : Upto

11 Starters

Fastest Lap History

NO	NAME	LAP TIME	TIME OF DAY	LAP	VEHICLE
69	BOOTE / WESTON	1:56.472	17:21:41.359	2	MRE NOURISH
56	VERMEULEN / HAHN	1:55.393	17:21:44.699	2	Triumph BONNEVILLE
69	BOOTE / WESTON	1:54.934	17:23:36.294	3	MRE NOURISH


Leader History

NO	NAME	FROM LAP	LAPS LED	DISTANCE	VEHICLE
69	BOOTE / WESTON	1	5	10.90 miles	MRE NOURISH

International Sidecar Revival 2022

Camathias Cup Sidecars

RACE 9 - GRID (7 Laps)

ROW 10	19	51	BOUMAN/ KLINKER	20	125	N THOMAS / P THOMAS
ROW 9	17	39	SALTER / VAN BRECKEL 2:13.291	18	84	CAVEY / WILLIAMS 2:13.915
ROW 8	15	120	A THOMAS / J THOMAS 2:12.153	16	64	CHRISTIAN / HARDISTY 2:12.932
ROW 7	13	101	RYDEN / PRENTICE 2:09.413	14	11	COX / SHARPE 2:11.151
ROW 6	11	7	WORTHINGTON / TODD 2:04.952	12	111	COOKSON / MORALEE 2:09.379
ROW 5	9	17	WALTERS / THOMAS 2:00.849	10	5	A LEWIS / P LEWIS 2:01.357
ROW 4	7	46	NOURISH / LEEFLANG 1:57.472	8	62	SCHOONDERBEEK / VAN DEN BOR 2:00.464
ROW 3	5	56	VERMEULEN / HAHN 1:55.393	6	66	NOEL / SACCHETINI 1:56.175
ROW 2	3	69	BOOTE / WESTON 1:54.934	4	147	D LISSAMAN / F LISSAMAN 1:55.392
ROW 1	1	8	PERKINS / NICKELS 1:52.340	2	24	THIRKELL / JOHNSON 1:54.446
Pole						
						

Cadwell Park: 2.1800 miles

These results are provisional until the conclusion of any judicial and technical matters.

Clerk Of Course :

Stewards :

Timekeeper :

Craig Smith

Results can be found at www.tsl-timing.com

Printed - 17:31 Saturday, 06 August 2022



International Sidecar Revival 2022

Camathias Cup Sidecars

RACE 9 - CLASSIFICATION

POS	NO	CL	PIC NAME	ENTRY	LAPS	TIME	GAP	DIFF	MPH	BEST	ON
1	8	Over	1 PERKINS / NICKELS	Outfit SIDECAR - Pocket 2019	7	13:24.696			68.26	1:51.519	5
2	147	Over	2 D LISSAMAN / F LISSAMAN	JPR BMW -	7	13:38.531	13.835	13.835	67.11	1:55.221	2
3	24	Over	3 THIRKELL / JOHNSON	BMW MRE -	7	13:41.232	16.536	2.701	66.89	1:55.605	5
4	66	Over	4 NOEL / SACCHETINI	MRE BMW -	7	13:41.685	16.989	0.453	66.85	1:55.530	4
5	56	Upto	1 VERMEULEN / HAHN	Triumph BONNEVILLE -	7	13:58.978	34.282	17.293	65.48	1:57.832	2
6	17	Over	5 WALTERS / THOMAS	Belas HONDA CB750 - Team Walters And Thomas	7	14:19.748	55.052	20.770	63.89	2:00.611	2
7	62	Upto	2 SCHOONDERBEEK / VAN DEN BOR	-	7	14:20.036	55.340	0.288	63.87	1:59.937	3
8	46	Over	6 NOURISH / LEEFLANG	Nourish WESLAKE - dave nourish	7	14:22.257	57.561	2.221	63.71	2:00.920	3
9	69	Over	7 BOOTE / WESTON	MRE NOURISH -	7	14:36.489	1:11.793	14.232	62.67	2:04.519	2
10	111	Upto	3 COOKSON / MORALEE	BMW MRE -	7	15:10.941	1:46.245	34.452	60.30	2:07.192	2
11	11	Over	8 COX / SHARPE	Komnik MINI COOPER -	6	13:24.978	1 Lap	1 Lap	58.49	2:12.384	3
12	64	Upto	4 CHRISTIAN / HARDISTY	Norton CAMMANDO -	6	13:27.135	1 Lap	2.157	58.34	2:12.574	3
13	84	Upto	5 CAVEY / WILLIAMS	Triumph FIDDAMAN SIDECAR -	6	13:46.947	1 Lap	19.812	56.94	2:15.610	6

NOT CLASSIFIED

DNF	5	Over	A LEWIS / P LEWIS	Bellas NOURISH -	6	12:17.711	1 Lap		63.83	2:01.098	3
DNF	120	Upto	A THOMAS / J THOMAS	Heys T500 SUZUKI -	6	13:23.595	1 Lap	1:05.884	58.59	2:11.459	6
DNF	101	Upto	RYDEN / PRENTICE	Crick BMW Sidecar 750 CC -	5	10:47.654	2 Laps	1 Lap	60.58	2:07.306	5
DNF	51	Over	BOUMAN / KLINKER	Weslake MRE NRE 900 -	4	8:13.836	3 Laps	1 Lap	63.56	1:59.885	3
DNF	7	Upto	WORTHINGTON / TODD	Yamaha Xs 750Cc TERRY MEAD -	1	2:18.512	6 Laps	3 Laps	56.65		

FASTEST LAP

8	Over	PERKINS / NICKELS	Outfit SIDECAR - Pocket 2019	5	1:51.519	70.37 mph	113.25 kph
56	Upto	VERMEULEN / HAHN	Triumph BONNEVILLE -	2	1:57.832	66.60 mph	107.18 kph

Class Over - 92.5% of Race Speed = 63.14 mph

Class Upto - 92.5% of Race Speed = 60.56 mph

Weather / Track : Bright / Dry

These results are provisional until the conclusion of any judicial and technical matters.

Race Distance: 7 Laps / 15.26 miles

Cadwell Park: 2.1800 miles

Date: 07/08/2022 Start: 14:44 Finish: 14:58

Clerk Of Course :	Stewards :	Timekeeper : <i>Craig Smith</i>
-------------------	------------	------------------------------------

Results can be found at www.tsl-timing.com

Printed - 15:03 Sunday, 07 August 2022



International Sidecar Revival 2022

Camathias Cup Sidecars

RACE 9 - LAP CHART

LAP 1 @ 14:46:41.561

NO	BEHIND	LAP TIME
147		2:00.715
24	0.687	2:01.402
8	0.921	2:01.636
66	2.027	2:02.742
56	2.129	2:02.844
69	6.522	2:07.237
17	6.703	2:07.418
5	7.746	2:08.461
46	8.267	2:08.982
62	8.293	2:09.008
51	10.223	2:10.938
111	13.193	2:13.908
101	14.038	2:14.753
11	17.685	2:18.400
7	17.797	2:18.512
120	18.521	2:19.236
64	19.419	2:20.134
84	24.391	2:25.106

LAP 2 @ 14:48:36.782

NO	BEHIND	LAP TIME
147		1:55.221
8	0.575	1:54.875
24	1.427	1:55.961
66	4.465	1:57.659
56	4.740	1:57.832
17	12.093	2:00.611
5	13.638	2:01.113
46	14.502	2:01.456
62	15.615	2:02.543
69	15.820	2:04.519
51	15.922	2:00.920
111	25.164	2:07.192
101	26.729	2:07.912
11	35.950	2:13.486
120	36.694	2:13.394
64	37.378	2:13.180
84	46.772	2:17.602

LAP 3 @ 14:50:32.753

NO	BEHIND	LAP TIME
147		1:55.971
8	0.291	1:55.687
24	3.315	1:57.859
66	4.570	1:56.076
56	10.367	2:01.598
17	17.571	2:01.449
5	18.765	2:01.098
46	19.451	2:00.920
62	19.581	1:59.937
51	19.836	1:59.885
69	24.446	2:04.597
111	36.620	2:07.427
101	39.881	2:09.123
11	52.363	2:12.384
120	53.302	2:12.579
64	53.981	2:12.574
84	1:07.540	2:16.739

LAP 4 @ 14:52:25.089

NO	BEHIND	LAP TIME
8		1:52.045
147	4.210	1:56.546
24	6.671	1:55.692
66	7.764	1:55.530
56	18.745	2:00.714
17	27.581	2:02.346
62	28.358	2:01.113
5	28.859	2:02.430
51	29.593	2:02.093
46	30.096	2:02.981
69	36.807	2:04.697
111	52.672	2:08.388
101	56.105	2:08.560
11	1:13.924	2:13.897
120	1:14.679	2:13.713
64	1:15.273	2:13.628
84	1:31.207	2:16.003

LAP 5 @ 14:54:16.608

NO	BEHIND	LAP TIME
8		1:51.519
147	8.128	1:55.437
24	10.757	1:55.605
66	11.944	1:55.699
56	26.293	1:59.067
17	39.488	2:03.426
5	39.551	2:02.211
62	39.892	2:03.053
46	40.902	2:02.325
69	51.267	2:05.979
111	1:11.759	2:10.606
101	1:11.892	2:07.306
11	1:35.480	2:13.075
120	1:36.374	2:13.214
64	1:36.845	2:13.091

LAP 6 @ 14:56:10.366

NO	BEHIND	LAP TIME
8		1:53.758
84	1 Lap	2:15.887
147	10.645	1:56.275
24	13.320	1:56.321
66	13.878	1:55.692
56	31.390	1:58.855
17	47.673	2:01.943
62	47.940	2:01.806
5	48.191	2:02.398
46	49.083	2:01.939
69	1:02.381	2:04.872
111	1:29.702	2:11.701
120	1:54.075	2:11.459

LAP 7 @ 14:58:05.542

NO	BEHIND	LAP TIME
8		1:55.176
11	1 Lap	2:13.736
64	1 Lap	2:14.528
147	13.835	1:58.366
24	16.536	1:58.392
66	16.989	1:58.287
84	1 Lap	2:15.610

56	34.282	1:58.068
17	55.052	2:02.555
62	55.340	2:02.576
46	57.561	2:03.654
69	1:11.793	2:04.588
111	1:46.245	2:11.719

International Sidecar Revival 2022

Camathias Cup Sidecars

RACE 9 - SECTOR ANALYSIS



SECTOR 1 = FL to I1, SECTOR 2 = I1 to FL, DIFF = Difference To Personal Best Lap, P = Crossed Finish Line in Pit Lane, D = Time Disallowed

P1		8 Over		PERKINS / NICKELS		Outfit SIDECAR - Pocket 2019	
IDEAL LAP TIME : 1:51.036		BEST LAP TIME : 1:51.519		DIFFERENCE : 0.483			
LAP	SECTOR 1	SECTOR 2	LAP TIME	MPH	DIFF	TIME OF DAY	
1 -		49.238	2:01.636	64.52	10.117	14:46:42.482	
2 -	1:05.846	49.029	1:54.875	68.31	3.356	14:48:37.357	
3 -	1:06.703	48.984	1:55.687	67.83	4.168	14:50:33.044	
4 -	1:05.021	47.024	1:52.045 (2)	70.04	0.526	14:52:25.089	
5 -	1:04.012	47.507	1:51.519 (1)	70.37		14:54:16.608	
6 -	1:04.949	48.809	1:53.758 (3)	68.98	2.239	14:56:10.366	
7 -	1:04.723	50.453	1:55.176	68.13	3.657	14:58:05.542	

P2		147 Over		D LISSAMAN / F LISSAMAN		JPR BMW -	
IDEAL LAP TIME : 1:55.008		BEST LAP TIME : 1:55.221		DIFFERENCE : 0.213			
LAP	SECTOR 1	SECTOR 2	LAP TIME	MPH	DIFF	TIME OF DAY	
1 -		49.191	2:00.715	65.01	5.494	14:46:41.561	
2 -	1:06.447	48.774	1:55.221 (1)	68.11		14:48:36.782	
3 -	1:06.953	49.018	1:55.971 (3)	67.67	0.750	14:50:32.753	
4 -	1:07.631	48.915	1:56.546	67.33	1.325	14:52:29.299	
5 -	1:06.876	48.561	1:55.437 (2)	67.98	0.216	14:54:24.736	
6 -	1:06.955	49.320	1:56.275	67.49	1.054	14:56:21.011	
7 -	1:08.467	49.899	1:58.366	66.30	3.145	14:58:19.377	

P3		24 Over		THIRKELL / JOHNSON		BMW MRE -	
IDEAL LAP TIME : 1:54.779		BEST LAP TIME : 1:55.605		DIFFERENCE : 0.826			
LAP	SECTOR 1	SECTOR 2	LAP TIME	MPH	DIFF	TIME OF DAY	
1 -		49.489	2:01.402	64.64	5.797	14:46:42.248	
2 -	1:06.353	49.608	1:55.961 (3)	67.67	0.356	14:48:38.209	
3 -	1:08.968	48.891	1:57.859	66.58	2.254	14:50:36.068	
4 -	1:06.997	48.695	1:55.692 (2)	67.83	0.087	14:52:31.760	
5 -	1:07.179	48.426	1:55.605 (1)	67.88		14:54:27.365	
6 -	1:07.631	48.690	1:56.321	67.46	0.716	14:56:23.686	
7 -	1:07.932	50.460	1:58.392	66.28	2.787	14:58:22.078	

P4		66 Over		NOEL / SACCHETINI		MRE BMW -	
IDEAL LAP TIME : 1:54.918		BEST LAP TIME : 1:55.530		DIFFERENCE : 0.612			
LAP	SECTOR 1	SECTOR 2	LAP TIME	MPH	DIFF	TIME OF DAY	
1 -		49.002	2:02.742	63.93	7.212	14:46:43.588	
2 -	1:07.584	50.075	1:57.659	66.70	2.129	14:48:41.247	
3 -	1:07.076	49.000	1:56.076	67.61	0.546	14:50:37.323	
4 -	1:06.202	49.328	1:55.530 (1)	67.93		14:52:32.853	
5 -	1:06.787	48.912	1:55.699 (3)	67.83	0.169	14:54:28.552	
6 -	1:06.976	48.716	1:55.692 (2)	67.83	0.162	14:56:24.244	
7 -	1:07.889	50.398	1:58.287	66.34	2.757	14:58:22.531	

P5		56 Upto		VERMEULEN / HAHN		Triumph BONNEVILLE -	
IDEAL LAP TIME : 1:56.511		BEST LAP TIME : 1:57.832		DIFFERENCE : 1.321			
LAP	SECTOR 1	SECTOR 2	LAP TIME	MPH	DIFF	TIME OF DAY	
1 -		48.970	2:02.844	63.88	5.012	14:46:43.690	
2 -	1:07.541	50.291	1:57.832 (1)	66.60		14:48:41.522	
3 -	1:10.093	51.505	2:01.598	64.54	3.766	14:50:43.120	
4 -	1:09.888	50.826	2:00.714	65.01	2.882	14:52:43.834	
5 -	1:09.057	50.010	1:59.067	65.91	1.235	14:54:42.901	
6 -	1:08.985	49.870	1:58.855 (3)	66.03	1.023	14:56:41.756	
7 -	1:08.978	49.090	1:58.068 (2)	66.47	0.236	14:58:39.824	

International Sidecar Revival 2022

Camathias Cup Sidecars

RACE 9 - SECTOR ANALYSIS



SECTOR 1 = FL to I1, SECTOR 2 = I1 to FL, DIFF = Difference To Personal Best Lap, P = Crossed Finish Line in Pit Lane, D = Time Disallowed

P6		17 Over		WALTERS / THOMAS		Belas HONDA CB750 - Team Walters And Thomas Sidecar raci	
IDEAL LAP TIME : 2:00.153		BEST LAP TIME : 2:00.611		DIFFERENCE : 0.458			
LAP	SECTOR 1	SECTOR 2	LAP TIME	MPH	DIFF	TIME OF DAY	
1 -		50.745	2:07.418	61.59	6.807	14:46:48.264	
2 -	1:09.408	51.203	2:00.611 (1)	65.06		14:48:48.875	
3 -	1:09.806	51.643	2:01.449 (2)	64.62	0.838	14:50:50.324	
4 -	1:10.595	51.751	2:02.346	64.14	1.735	14:52:52.670	
5 -	1:10.920	52.506	2:03.426	63.58	2.815	14:54:56.096	
6 -	1:10.484	51.459	2:01.943 (3)	64.35	1.332	14:56:58.039	
7 -	1:10.855	51.700	2:02.555	64.03	1.944	14:59:00.594	

P7		62 Upto		SCHOONDERBEEK / VAN DEN BOR		-	
IDEAL LAP TIME : 1:59.937		BEST LAP TIME : 1:59.937		DIFFERENCE : 0.000			
LAP	SECTOR 1	SECTOR 2	LAP TIME	MPH	DIFF	TIME OF DAY	
1 -		51.142	2:09.008	60.83	9.071	14:46:49.854	
2 -	1:11.306	51.237	2:02.543	64.04	2.606	14:48:52.397	
3 -	1:09.213	50.724	1:59.937 (1)	65.43		14:50:52.334	
4 -	1:09.573	51.540	2:01.113 (2)	64.79	1.176	14:52:53.447	
5 -	1:10.619	52.434	2:03.053	63.77	3.116	14:54:56.500	
6 -	1:10.714	51.092	2:01.806 (3)	64.43	1.869	14:56:58.306	
7 -	1:11.035	51.541	2:02.576	64.02	2.639	14:59:00.882	

P8		46 Over		NOURISH / LEEFLANG		Nourish WESLAKE - dave nourish	
IDEAL LAP TIME : 2:00.221		BEST LAP TIME : 2:00.920		DIFFERENCE : 0.699			
LAP	SECTOR 1	SECTOR 2	LAP TIME	MPH	DIFF	TIME OF DAY	
1 -		51.466	2:08.982	60.84	8.062	14:46:49.828	
2 -	1:10.703	50.753	2:01.456 (2)	64.61	0.536	14:48:51.284	
3 -	1:09.468	51.452	2:00.920 (1)	64.90		14:50:52.204	
4 -	1:11.085	51.896	2:02.981	63.81	2.061	14:52:55.185	
5 -	1:09.983	52.342	2:02.325	64.15	1.405	14:54:57.510	
6 -	1:10.846	51.093	2:01.939 (3)	64.36	1.019	14:56:59.449	
7 -	1:10.923	52.731	2:03.654	63.46	2.734	14:59:03.103	

P9		69 Over		BOOTE / WESTON		MRE NOURISH -	
IDEAL LAP TIME : 2:03.333		BEST LAP TIME : 2:04.519		DIFFERENCE : 1.186			
LAP	SECTOR 1	SECTOR 2	LAP TIME	MPH	DIFF	TIME OF DAY	
1 -		51.466	2:07.237	61.68	2.718	14:46:48.083	
2 -	1:11.944	52.575	2:04.519 (1)	63.02		14:48:52.602	
3 -	1:11.867	52.730	2:04.597 (3)	62.98	0.078	14:50:57.199	
4 -	1:11.869	52.828	2:04.697	62.93	0.178	14:53:01.896	
5 -	1:12.687	53.292	2:05.979	62.29	1.460	14:55:07.875	
6 -	1:12.736	52.136	2:04.872	62.84	0.353	14:57:12.747	
7 -	1:11.892	52.696	2:04.588 (2)	62.99	0.069	14:59:17.335	

P10		111 Upto		COOKSON / MORALEE		BMW MRE -	
IDEAL LAP TIME : 2:07.144		BEST LAP TIME : 2:07.192		DIFFERENCE : 0.048			
LAP	SECTOR 1	SECTOR 2	LAP TIME	MPH	DIFF	TIME OF DAY	
1 -		54.045	2:13.908	58.60	6.716	14:46:54.754	
2 -	1:13.512	53.680	2:07.192 (1)	61.70		14:49:01.946	
3 -	1:13.464	53.963	2:07.427 (2)	61.58	0.235	14:51:09.373	
4 -	1:13.823	54.565	2:08.388 (3)	61.12	1.196	14:53:17.761	
5 -	1:15.163	55.443	2:10.606	60.08	3.414	14:55:28.367	
6 -	1:15.582	56.119	2:11.701	59.59	4.509	14:57:40.068	
7 -	1:15.682	56.037	2:11.719	59.58	4.527	14:59:51.787	

International Sidecar Revival 2022

Camathias Cup Sidecars

RACE 9 - SECTOR ANALYSIS



SECTOR 1 = FL to I1, SECTOR 2 = I1 to FL, DIFF = Difference To Personal Best Lap, P = Crossed Finish Line in Pit Lane, D = Time Disallowed

P11 11 Over		COX / SHARPE		Komnik MINI COOPER -		
IDEAL LAP TIME : 2:11.751		BEST LAP TIME : 2:12.384		DIFFERENCE : 0.633		
LAP	SECTOR 1	SECTOR 2	LAP TIME	MPH	DIFF	TIME OF DAY
1 -		55.047	2:18.400	56.70	6.016	14:46:59.246
2 -	1:17.000	56.486	2:13.486 (3)	58.79	1.102	14:49:12.732
3 -	1:16.801	55.583	2:12.384 (1)	59.28		14:51:25.116
4 -	1:16.704	57.193	2:13.897	58.61	1.513	14:53:39.013
5 -	1:17.686	55.389	2:13.075 (2)	58.97	0.691	14:55:52.088
6 -	1:17.307	56.429	2:13.736	58.68	1.352	14:58:05.824

P12 64 Upto		CHRISTIAN / HARDISTY		Norton CAMMANDO -		
IDEAL LAP TIME : 2:10.714		BEST LAP TIME : 2:12.574		DIFFERENCE : 1.860		
LAP	SECTOR 1	SECTOR 2	LAP TIME	MPH	DIFF	TIME OF DAY
1 -		54.327	2:20.134	56.00	7.560	14:47:00.980
2 -	1:16.601	56.579	2:13.180 (3)	58.92	0.606	14:49:14.160
3 -	1:16.490	56.084	2:12.574 (1)	59.19		14:51:26.734
4 -	1:16.387	57.241	2:13.628	58.73	1.054	14:53:40.362
5 -	1:17.559	55.532	2:13.091 (2)	58.96	0.517	14:55:53.453
6 -	1:17.024	57.504	2:14.528	58.33	1.954	14:58:07.981

P13 84 Upto		CAVEY / WILLIAMS		Triumph FIDDAMAN SIDECAR -		
IDEAL LAP TIME : 2:14.580		BEST LAP TIME : 2:15.610		DIFFERENCE : 1.030		
LAP	SECTOR 1	SECTOR 2	LAP TIME	MPH	DIFF	TIME OF DAY
1 -		58.235	2:25.106	54.08	9.496	14:47:05.952
2 -	1:18.648	58.954	2:17.602	57.03	1.992	14:49:23.554
3 -	1:18.953	57.786	2:16.739	57.39	1.129	14:51:40.293
4 -	1:18.532	57.471	2:16.003 (3)	57.70	0.393	14:53:56.296
5 -	1:17.489	58.398	2:15.887 (2)	57.75	0.277	14:56:12.183
6 -	1:18.519	57.091	2:15.610 (1)	57.87		14:58:27.793

P14 5 Over		A LEWIS / P LEWIS		Bellas NOURISH -		
IDEAL LAP TIME : 2:00.304		BEST LAP TIME : 2:01.098		DIFFERENCE : 0.794		
LAP	SECTOR 1	SECTOR 2	LAP TIME	MPH	DIFF	TIME OF DAY
1 -		51.000	2:08.461	61.09	7.363	14:46:49.307
2 -	1:10.817	50.296	2:01.113 (2)	64.79	0.015	14:48:50.420
3 -	1:10.008	51.090	2:01.098 (1)	64.80		14:50:51.518
4 -	1:10.985	51.445	2:02.430	64.10	1.332	14:52:53.948
5 -	1:10.626	51.585	2:02.211 (3)	64.21	1.113	14:54:56.159
6 -	1:11.550	50.848	2:02.398	64.11	1.300	14:56:58.557

P15 120 Upto		A THOMAS / J THOMAS		Heys T500 SUZUKI -		
IDEAL LAP TIME : 2:11.361		BEST LAP TIME : 2:11.459		DIFFERENCE : 0.098		
LAP	SECTOR 1	SECTOR 2	LAP TIME	MPH	DIFF	TIME OF DAY
1 -		54.872	2:19.236	56.36	7.777	14:47:00.082
2 -	1:16.564	56.830	2:13.394	58.83	1.935	14:49:13.476
3 -	1:16.604	55.975	2:12.579 (2)	59.19	1.120	14:51:26.055
4 -	1:16.489	57.224	2:13.713	58.69	2.254	14:53:39.768
5 -	1:17.379	55.835	2:13.214 (3)	58.91	1.755	14:55:52.982
6 -	1:16.557	54.902	2:11.459 (1)	59.69		14:58:04.441

P16 101 Upto		RYDEN / PRENTICE		Crick BMW Sidecar 750 CC -		
IDEAL LAP TIME : 2:06.685		BEST LAP TIME : 2:07.306		DIFFERENCE : 0.621		
LAP	SECTOR 1	SECTOR 2	LAP TIME	MPH	DIFF	TIME OF DAY
1 -		52.651	2:14.753	58.24	7.447	14:46:55.599
2 -	1:14.548	53.364	2:07.912 (2)	61.35	0.606	14:49:03.511
3 -	1:14.775	54.348	2:09.123	60.77	1.817	14:51:12.634
4 -	1:15.060	53.500	2:08.560 (3)	61.04	1.254	14:53:21.194
5 -	1:14.034	53.272	2:07.306 (1)	61.64		14:55:28.500

International Sidecar Revival 2022

Camathias Cup Sidecars

RACE 9 - SECTOR ANALYSIS



SECTOR 1 = FL to I1, SECTOR 2 = I1 to FL, DIFF = Difference To Personal Best Lap, P = Crossed Finish Line in Pit Lane, D = Time Disallowed

P17 51 Over BOUMAN/ KLINKER			Weslake MRE NRE 900 -			
IDEAL LAP TIME : 1:59.885		BEST LAP TIME : 1:59.885		DIFFERENCE : 0.000		
LAP	SECTOR 1	SECTOR 2	LAP TIME	MPH	DIFF	TIME OF DAY
1 -		51.042	2:10.938	59.93	11.053	14:46:51.784
2 -	1:09.905	51.015	2:00.920 (2)	64.90	1.035	14:48:52.704
3 -	1:09.163	50.722	1:59.885 (1)	65.46		14:50:52.589
4 -	1:10.290	51.803	2:02.093 (3)	64.27	2.208	14:52:54.682

P18 7 Upto WORTHINGTON / TODD			Yamaha Xs 750Cc TERRY MEAD -			
IDEAL LAP TIME : 2:09.035		BEST LAP TIME :		DIFFERENCE :		
LAP	SECTOR 1	SECTOR 2	LAP TIME	MPH	DIFF	TIME OF DAY
1 -		54.779	2:18.512	56.65		14:46:59.358

International Sidecar Revival 2022

Camathias Cup Sidecars

RACE 9 - BEST SECTORS

SECTOR 1				SECTOR 2				IDEAL / BEST COMPARISON				
POS	NO	NAME	TIME	NO	NAME	TIME	POS	NO	NAME	IDEAL	BEST	DIFF
									PERFECT LAP	1:51.036		
1	8	PERKINS / NICKELS	1:04.012	8	PERKINS / NICKELS	47.024	1	8	PERKINS / NICKELS	1:51.036	1:51.519	0.483
2	66	NOEL / SACCHETINI	1:06.202	24	THIRKELL / JOHNSON	48.426	2	24	THIRKELL / JOHNSOI	1:54.779	1:55.605	0.826
3	24	THIRKELL / JOHNSON	1:06.353	147	D LISSAMAN / F LISSAMAN	48.561	3	66	NOEL / SACCHETINI	1:54.918	1:55.530	0.612
4	147	D LISSAMAN / F LISSAMAN	1:06.447	66	NOEL / SACCHETINI	48.716	4	147	D LISSAMAN / F LISS	1:55.008	1:55.221	0.213
5	56	VERMEULEN / HAHN	1:07.541	56	VERMEULEN / HAHN	48.970	5	56	VERMEULEN / HAHN	1:56.511	1:57.832	1.321
6	51	BOUMAN / KLINKER	1:09.163	5	A LEWIS / P LEWIS	50.296	6	51	BOUMAN / KLINKER	1:59.885	1:59.885	0.000
7	62	SCHOONDERBEEK / VAN DEN	1:09.213	51	BOUMAN / KLINKER	50.722	7	62	SCHOONDERBEEK /	1:59.937	1:59.937	0.000
8	17	WALTERS / THOMAS	1:09.408	62	SCHOONDERBEEK / VAN DEN	50.724	8	17	WALTERS / THOMAS	2:00.153	2:00.611	0.458
9	46	NOURISH / LEEFLANG	1:09.468	17	WALTERS / THOMAS	50.745	9	46	NOURISH / LEEFLAN	2:00.221	2:00.920	0.699
10	5	A LEWIS / P LEWIS	1:10.008	46	NOURISH / LEEFLANG	50.753	10	5	A LEWIS / P LEWIS	2:00.304	2:01.098	0.794
11	69	BOOTE / WESTON	1:11.867	69	BOOTE / WESTON	51.466	11	69	BOOTE / WESTON	2:03.333	2:04.519	1.186
12	111	COOKSON / MORALEE	1:13.464	101	RYDEN / PRENTICE	52.651	12	101	RYDEN / PRENTICE	2:06.685	2:07.306	0.621
13	101	RYDEN / PRENTICE	1:14.034	111	COOKSON / MORALEE	53.680	13	111	COOKSON / MORALE	2:07.144	2:07.192	0.048
14	7	WORTHINGTON / TODD	1:14.256	64	CHRISTIAN / HARDISTY	54.327	14	7	WORTHINGTON / TO	2:09.035		
15	64	CHRISTIAN / HARDISTY	1:16.387	7	WORTHINGTON / TODD	54.779	15	64	CHRISTIAN / HARDIS	2:10.714	2:12.574	1.860
16	120	A THOMAS / J THOMAS	1:16.489	120	A THOMAS / J THOMAS	54.872	16	120	A THOMAS / J THOM	2:11.361	2:11.459	0.098
17	11	COX / SHARPE	1:16.704	11	COX / SHARPE	55.047	17	11	COX / SHARPE	2:11.751	2:12.384	0.633
18	84	CAVEY / WILLIAMS	1:17.489	84	CAVEY / WILLIAMS	57.091	18	84	CAVEY / WILLIAMS	2:14.580	2:15.610	1.030

International Sidecar Revival 2022

Camathias Cup Sidecars

RACE 9 - STATISTICS

Competitors Started 18
Planned Start 2022-08-07 @ 13:50:00.000
Actual Start 2022-08-07 @ 14:44:40.845
Finish Time 2022-08-07 @ 14:58:05.541
Track Length 2.1800mi.
Total Laps 110
Total Distance Covered 239.8020mi.

Session Fastest Lap History

NO	CL	NAME	LAP TIME	TIME OF DAY	LAP	VEHICLE
147	Over	D LISSAMAN / F LISSAMAN	1:55.221	14:48:36.808	2	JPR BMW
8	Over	PERKINS / NICKELS	1:54.875	14:48:37.378	2	Outfit SIDECAR
8	Over	PERKINS / NICKELS	1:52.045	14:52:25.110	4	Outfit SIDECAR
8	Over	PERKINS / NICKELS	1:51.519	14:54:16.629	5	Outfit SIDECAR

Session Leader History

NO	CL	NAME	FROM LAP	LAPS LED	DISTANCE	VEHICLE
147	Over	D LISSAMAN / F LISSAMAN	1	3	6.54 miles	JPR BMW
8	Over	PERKINS / NICKELS	4	4	8.72 miles	Outfit SIDECAR

Flag History

TYPE	TIME OF DAY
GREEN	14:44:40.845
FINISH	14:58:05.541

Flag Statistics

TYPE	COUNT	TOTAL LAPS	TOTAL TIME
Green	1	7	16:01.003
Red	0	0	0.000
Safety Car	0	0	0.000
FCY	0	0	0.000

International Sidecar Revival 2022

Camathias Cup Sidecars

RACE 9 - STATISTICS

CLASS : Over

10 Starters

Fastest Lap History

NO	NAME	LAP TIME	TIME OF DAY	LAP	VEHICLE
147	D LISSAMAN / F LISSAMAN	1:55.221	14:48:36.808	2	JPR BMW
8	PERKINS / NICKELS	1:54.875	14:48:37.378	2	Outfit SIDECAR
8	PERKINS / NICKELS	1:52.045	14:52:25.110	4	Outfit SIDECAR
8	PERKINS / NICKELS	1:51.519	14:54:16.629	5	Outfit SIDECAR

Leader History

NO	NAME	FROM LAP	LAPS LED	DISTANCE	VEHICLE
147	D LISSAMAN / F LISSAMAN	1	3	6.54 miles	JPR BMW
8	PERKINS / NICKELS	4	4	8.72 miles	Outfit SIDECAR

International Sidecar Revival 2022

Camathias Cup Sidecars

RACE 9 - STATISTICS

CLASS : Upto

8 Starters

Fastest Lap History

NO	NAME	LAP TIME	TIME OF DAY	LAP	VEHICLE
56	VERMEULEN / HAHN	1:57.832	14:48:41.538	2	Triumph BONNEVILLE

Leader History

NO	NAME	FROM LAP	LAPS LED	DISTANCE	VEHICLE
56	VERMEULEN / HAHN	1	7	15.26 miles	Triumph BONNEVILLE



Bonhams



LANSDOWNE CLASSIC SERIES



International Sidecar Festival 2022

Cadwell Park

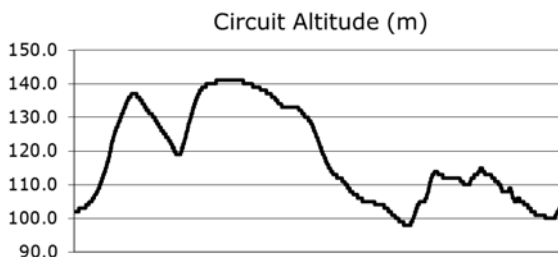
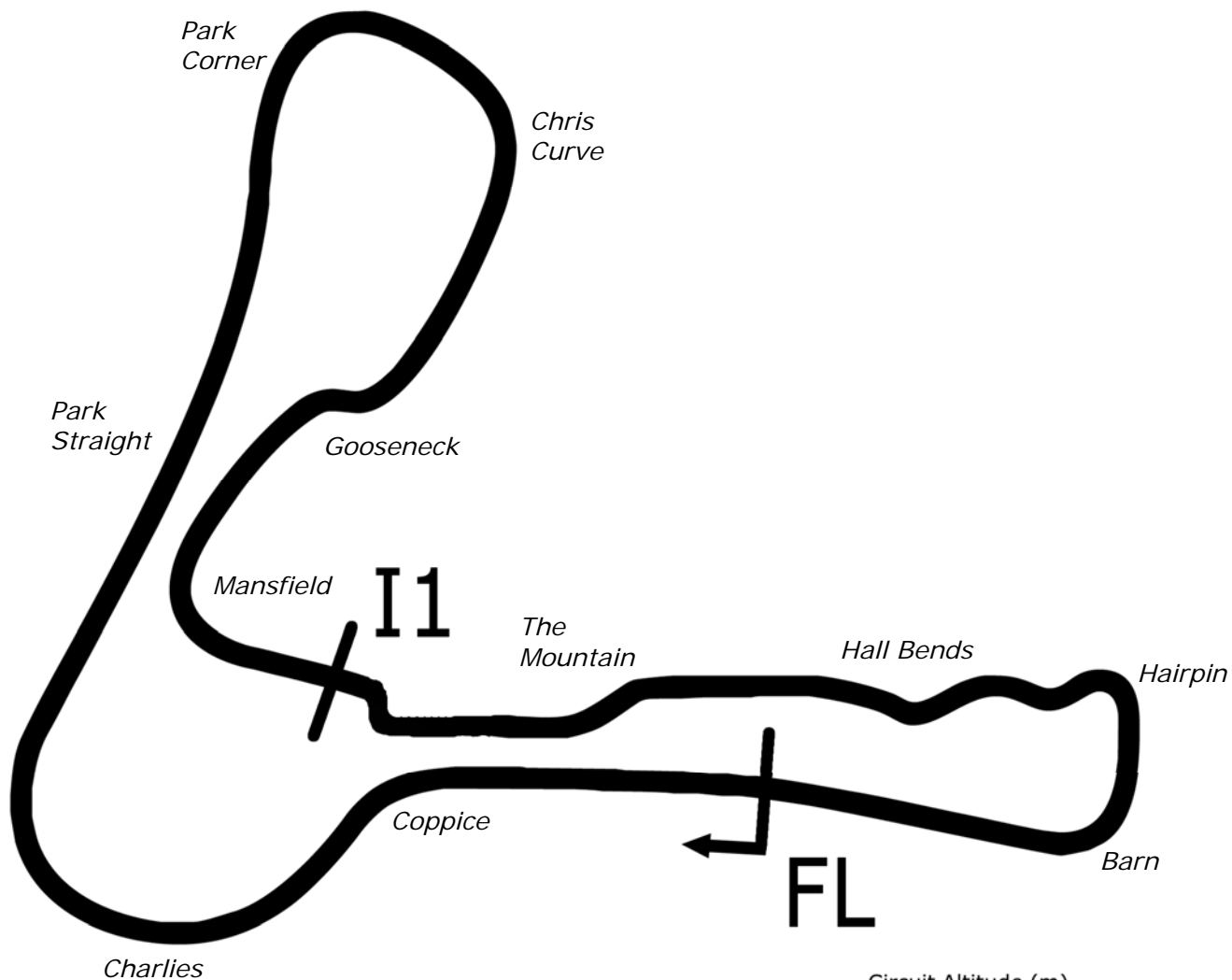
6th / 7th August 2022



Timing & Results Provided by Timing Solutions Ltd

www.tsl-timing.com

Cadwell Park



Length	2.1800 miles	3508.4 m	
FL		53.31024 N	0.05940 W
I1	2330m	53.30708 N	0.06270 W
Pit Entry	3472m	53.31103 N	0.05889 W
Pit Exit	0m after FL	53.31030 N	0.05940 W
Pit Entry-Pit Exit 92m, 6.6s @50kph, 5.5s @60kph			

All results available at www.tsl-timing.com



International Sidecar Revival 2022

The Lansdowne Classic Series

QUALIFYING - CLASSIFICATION

POS	NO	CL	PIC NAME	ENTRY	TIME	ON	LAPS	GAP	DIFF	MPH
1	50	11A	1 George THOMAS	Norton MANX - Tony Dunnell	1:48.922	6	7			72.05
2	4	11A	2 Mike HOSE	Matchless G50 - ripleyland	1:49.236	6	6	0.314	0.314	71.84
3	129	11A	3 Luke BAILEY	Matchless G50 - Holman Wilfley LTD	1:49.371	7	7	0.449	0.135	71.75
4	56	11B	1 Matthew HEBB	Norton MANX -	1:49.827	4	7	0.905	0.456	71.45
5	22	11A	4 Tony PERKIN	Norton MANX - Geartech	1:50.881	6	6	1.959	1.054	70.77
6	52	11B	2 Robin STOKES	Norton MANX -	1:53.543	6	6	4.621	2.662	69.11
7	61	11B	3 Steve PARROTT	Norton MANX - Albury Care	1:55.437	6	6	6.515	1.894	67.98
8	45	11A	5 Seb PEREZ	Matchless G50 -	1:55.499	4	6	6.577	0.062	67.94
9	3	11B	4 Nick BEDFORD	Norton MANX - Banx Race Paint	1:55.747	6	6	6.825	0.248	67.80
10	33	11B	5 Andrew GLASGOW	Norton MANX - Hiab service (hw) ltd	1:56.421	6	6	7.499	0.674	67.41
11	49	11D	1 Richard HANN	G50 MANX -	1:56.855	6	6	7.933	0.434	67.16
12	25	11D	2 Mike FARRALL	Rudge TTR -	1:58.237	6	6	9.315	1.382	66.37
13	631	11B	6 Angela CRAGG	Norton DOMINATOR - Roger Munsey	1:59.049	2	3	10.127	0.812	65.92
14	63	11B	7 Harry COLE	Norton Manx -	1:59.619	5	6	10.697	0.570	65.60
15	5	11B	8 Ian LUCAS	Norton MANX 500 - Jack Gooch	2:00.555	5	6	11.633	0.936	65.09
16	53	11B	9 Richard DAWSON	Norton MANX -	2:01.693	5	6	12.771	1.138	64.49
17	8	11D	3 Jimmy MAY	Norton MANX -	2:02.148	6	6	13.226	0.455	64.25
18	72	11C	1 John CRAGG	Norton MANX -	2:03.811	3	6	14.889	1.663	63.38
19	27	11B	10 Derek BUNNING	Matchless G50 - Lynx Garage	2:05.184	5	6	16.262	1.373	62.69
20	65	11B	11 Ken PERCH	Norton MANX -	2:06.809	2	6	17.887	1.625	61.88
21	59	11C	2 David HEBB	Norton MANX -	2:06.858	5	6	17.936	0.049	61.86
22	37	11C	3 Clifford RANSLEY	Norton MANX - jack gooch	2:11.959	5	5	23.037	5.101	59.47
23	26	11D	4 Paul STEPHEN	Norton INTERNATIONAL 40M -	2:16.774	4	5	27.852	4.815	57.37

Weather / Track : Bright / Dry

These results are provisional until the conclusion of any judicial and technical matters.

Cadwell Park: 2.1800 miles

Date: 06/08/2022 Start: 09:50 Finish: 10:02

Clerk Of Course :	Stewards :	Timekeeper : <i>Craig Smith</i>
-------------------	------------	------------------------------------

Results can be found at www.tsl-timing.com

Printed - 10:05 Saturday, 06 August 2022



International Sidecar Revival 2022

The Lansdowne Classic Series

QUALIFYING - SECTOR ANALYSIS



SECTOR 1 = FL to I1, SECTOR 2 = I1 to FL, DIFF = Difference To Personal Best Lap, P = Crossed Finish Line in Pit Lane, D = Time Disallowed

P1		50 11A		George THOMAS		Norton MANX - Tony Dunnell	
IDEAL LAP TIME : 1:48.549		BEST LAP TIME : 1:48.922		DIFFERENCE : 0.373			
LAP	SECTOR 1	SECTOR 2	LAP TIME	MPH	DIFF	TIME OF DAY	
1 -	1:09.748	48.627	1:58.375	66.29	9.453	09:53:33.731	
2 -	1:05.884	47.755	1:53.639	69.06	4.717	09:55:27.370	
3 -	1:04.346	45.909	1:50.255	71.18	1.333	09:57:17.625	
4 -	1:03.844	45.839	1:49.683 (3)	71.55	0.761	09:59:07.308	
5 -	1:04.151	44.914	1:49.065 (2)	71.95	0.143	10:00:56.373	
6 -	1:03.729	45.193	1:48.922 (1)	72.05		10:02:45.295	
7 -	1:03.635	47.365	1:51.000	70.70	2.078	10:04:36.295	

P2		4 11A		Mike HOSE		Matchless G50 - ripleyland	
IDEAL LAP TIME : 1:49.027		BEST LAP TIME : 1:49.236		DIFFERENCE : 0.209			
LAP	SECTOR 1	SECTOR 2	LAP TIME	MPH	DIFF	TIME OF DAY	
1 -	1:07.930	47.601	1:55.531	67.93	6.295	09:53:30.736	
2 -	1:04.709	46.445	1:51.154	70.60	1.918	09:55:21.890	
3 -	1:04.198	45.487	1:49.685	71.55	0.449	09:57:11.575	
4 -	1:03.761	45.680	1:49.441 (3)	71.71	0.205	09:59:01.016	
5 -	1:03.843	45.509	1:49.352 (2)	71.76	0.116	10:00:50.368	
6 -	1:03.540	45.696	1:49.236 (1)	71.84		10:02:39.604	

P3		129 11A		Luke BAILEY		Matchless G50 - Holman Wilfley LTD	
IDEAL LAP TIME : 1:48.519		BEST LAP TIME : 1:49.371		DIFFERENCE : 0.852			
LAP	SECTOR 1	SECTOR 2	LAP TIME	MPH	DIFF	TIME OF DAY	
1 -	1:09.923	48.531	1:58.454	66.25	9.083	09:53:34.402	
2 -	1:05.729	47.407	1:53.136	69.36	3.765	09:55:27.538	
3 -	1:04.674	45.582	1:50.256	71.18	0.885	09:57:17.794	
4 -	1:03.939	46.437	1:50.376	71.10	1.005	09:59:08.170	
5 -	1:04.138	45.852	1:49.990 (3)	71.35	0.619	10:00:58.160	
6 -	1:02.937	46.730	1:49.667 (2)	71.56	0.296	10:02:47.827	
7 -	1:03.478	45.893	1:49.371 (1)	71.75		10:04:37.198	

P4		56 11B		Matthew HEBB		Norton MANX -	
IDEAL LAP TIME : 1:49.528		BEST LAP TIME : 1:49.827		DIFFERENCE : 0.299			
LAP	SECTOR 1	SECTOR 2	LAP TIME	MPH	DIFF	TIME OF DAY	
1 -	1:08.573	47.483	1:56.056	67.62	6.229	09:53:36.455	
2 -	1:05.186	46.365	1:51.551 (3)	70.35	1.724	09:55:28.006	
3 -	1:05.047	45.451	1:50.498 (2)	71.02	0.671	09:57:18.504	
4 -	1:04.077	45.750	1:49.827 (1)	71.45		09:59:08.331	
5 -	1:06.766	46.973	1:53.739	69.00	3.912	10:01:02.070	
6 -	1:05.742	46.435	1:52.177	69.96	2.350	10:02:54.247	
7 -	1:06.444	47.626	1:54.070	68.80	4.243	10:04:48.317	

P5		22 11A		Tony PERKIN		Norton MANX - Geartech	
IDEAL LAP TIME : 1:50.881		BEST LAP TIME : 1:50.881		DIFFERENCE : 0.000			
LAP	SECTOR 1	SECTOR 2	LAP TIME	MPH	DIFF	TIME OF DAY	
1 -	1:09.942	48.504	1:58.446	66.25	7.565	09:53:35.234	
2 -	1:05.585	47.063	1:52.648 (3)	69.66	1.767	09:55:27.882	
3 -	1:05.483	49.869	1:55.352	68.03	4.471	09:57:23.234	
4 -	1:06.035	48.429	1:54.464	68.56	3.583	09:59:17.698	
5 -	1:04.767	46.764	1:51.531 (2)	70.36	0.650	10:01:09.229	
6 -	1:04.727	46.154	1:50.881 (1)	70.77		10:03:00.110	

International Sidecar Revival 2022

The Lansdowne Classic Series

QUALIFYING - SECTOR ANALYSIS



SECTOR 1 = FL to I1, SECTOR 2 = I1 to FL, DIFF = Difference To Personal Best Lap, P = Crossed Finish Line in Pit Lane, D = Time Disallowed

P6 52 11B Robin STOKES			Norton MANX -			
IDEAL LAP TIME : 1:52.724		BEST LAP TIME : 1:53.543		DIFFERENCE : 0.819		
LAP	SECTOR 1	SECTOR 2	LAP TIME	MPH	DIFF	TIME OF DAY
1 -	1:12.965	50.819	2:03.784	63.40	10.241	09:53:55.277
2 -	1:07.584	49.071	1:56.655	67.27	3.112	09:55:51.932
3 -	1:06.977	48.858	1:55.835	67.75	2.292	09:57:47.767
4 -	1:06.286	49.313	1:55.599 (3)	67.89	2.056	09:59:43.366
5 -	1:05.335	49.084	1:54.419 (2)	68.59	0.876	10:01:37.785
6 -	1:06.154	47.389	1:53.543 (1)	69.11		10:03:31.328

P7 61 11B Steve PARROTT			Norton MANX - Albury Care			
IDEAL LAP TIME : 1:55.437		BEST LAP TIME : 1:55.437		DIFFERENCE : 0.000		
LAP	SECTOR 1	SECTOR 2	LAP TIME	MPH	DIFF	TIME OF DAY
1 -	1:13.890	50.788	2:04.678	62.94	9.241	09:53:42.860
2 -	1:09.386	49.647	1:59.033	65.93	3.596	09:55:41.893
3 -	1:08.691	48.503	1:57.194	66.96	1.757	09:57:39.087
4 -	1:07.127	48.843	1:55.970 (2)	67.67	0.533	09:59:35.057
5 -	1:07.658	49.401	1:57.059 (3)	67.04	1.622	10:01:32.116
6 -	1:07.106	48.331	1:55.437 (1)	67.98		10:03:27.553

P8 45 11A Seb PEREZ			Matchless G50 -			
IDEAL LAP TIME : 1:55.499		BEST LAP TIME : 1:55.499		DIFFERENCE : 0.000		
LAP	SECTOR 1	SECTOR 2	LAP TIME	MPH	DIFF	TIME OF DAY
1 -	1:12.396	51.608	2:04.004	63.28	8.505	09:53:44.672
2 -	1:08.294	49.903	1:58.197	66.39	2.698	09:55:42.869
3 -	1:08.091	50.063	1:58.154	66.42	2.655	09:57:41.023
4 -	1:06.201	49.298	1:55.499 (1)	67.94		09:59:36.522
5 -	1:06.765	49.331	1:56.096 (2)	67.59	0.597	10:01:32.618
6 -	1:06.852	49.919	1:56.771 (3)	67.20	1.272	10:03:29.389

P9 3 11B Nick BEDFORD			Norton MANX - Banx Race Paint			
IDEAL LAP TIME : 1:55.747		BEST LAP TIME : 1:55.747		DIFFERENCE : 0.000		
LAP	SECTOR 1	SECTOR 2	LAP TIME	MPH	DIFF	TIME OF DAY
1 -	1:15.135	50.799	2:05.934	62.31	10.187	09:53:50.806
2 -	1:11.089	49.113	2:00.202	65.29	4.455	09:55:51.008
3 -	1:09.102	48.368	1:57.470	66.80	1.723	09:57:48.478
4 -	1:08.281	48.050	1:56.331 (2)	67.46	0.584	09:59:44.809
5 -	1:07.975	48.604	1:56.579 (3)	67.31	0.832	10:01:41.388
6 -	1:07.902	47.845	1:55.747 (1)	67.80		10:03:37.135

P10 33 11B Andrew GLASGOW			Norton MANX - Hiab service (hw) ltd			
IDEAL LAP TIME : 1:56.284		BEST LAP TIME : 1:56.421		DIFFERENCE : 0.137		
LAP	SECTOR 1	SECTOR 2	LAP TIME	MPH	DIFF	TIME OF DAY
1 -	1:12.852	51.208	2:04.060	63.26	7.639	09:53:56.103
2 -	1:08.939	48.477	1:57.416	66.83	0.995	09:55:53.519
3 -	1:08.474	49.787	1:58.261	66.36	1.840	09:57:51.780
4 -	1:07.970	48.548	1:56.518 (2)	67.35	0.097	09:59:48.298
5 -	1:08.404	48.430	1:56.834 (3)	67.17	0.413	10:01:45.132
6 -	1:07.854	48.567	1:56.421 (1)	67.41		10:03:41.553

P11 49 11D Richard HANN			G50 MANX -			
IDEAL LAP TIME : 1:56.855		BEST LAP TIME : 1:56.855		DIFFERENCE : 0.000		
LAP	SECTOR 1	SECTOR 2	LAP TIME	MPH	DIFF	TIME OF DAY
1 -	1:11.908	50.714	2:02.622	64.00	5.767	09:53:41.108
2 -	1:10.757	49.925	2:00.682	65.03	3.827	09:55:41.790
3 -	1:09.455	50.269	1:59.724	65.55	2.869	09:57:41.514
4 -	1:08.695	49.395	1:58.090 (3)	66.45	1.235	09:59:39.604
5 -	1:08.664	48.982	1:57.646 (2)	66.70	0.791	10:01:37.250
6 -	1:08.237	48.618	1:56.855 (1)	67.16		10:03:34.105

International Sidecar Revival 2022

The Lansdowne Classic Series

QUALIFYING - SECTOR ANALYSIS



SECTOR 1 = FL to I1, SECTOR 2 = I1 to FL, DIFF = Difference To Personal Best Lap, P = Crossed Finish Line in Pit Lane, D = Time Disallowed

P12 25 11D Mike FARRALL			Rudge TTR -			
IDEAL LAP TIME : 1:58.001		BEST LAP TIME : 1:58.237		DIFFERENCE : 0.236		
LAP	SECTOR 1	SECTOR 2	LAP TIME	MPH	DIFF	TIME OF DAY
1 -	1:19.325	52.763	2:12.088	59.41	13.851	09:54:11.134
2 -	1:10.284	51.812	2:02.096	64.27	3.859	09:56:13.230
3 -	1:09.573	49.212	1:58.785 (3)	66.06	0.548	09:58:12.015
4 -	1:08.959	49.425	1:58.384 (2)	66.29	0.147	10:00:10.399
5 -	1:09.502	49.378	1:58.880	66.01	0.643	10:02:09.279
6 -	1:09.195	49.042	1:58.237 (1)	66.37		10:04:07.516

P13 631 11B Angela CRAGG			Norton DOMINATOR - Roger Munsey			
IDEAL LAP TIME : 1:58.750		BEST LAP TIME : 1:59.049		DIFFERENCE : 0.299		
LAP	SECTOR 1	SECTOR 2	LAP TIME	MPH	DIFF	TIME OF DAY
1 -	1:11.228	51.063	2:02.291 (3)	64.17	3.242	09:53:41.977
2 -	1:09.737	49.312	1:59.049 (1)	65.92		09:55:41.026
3 -	1:09.438	50.456	1:59.894 (2)	65.45	0.845	09:57:40.920

P14 63 11B Harry COLE			Norton Manx -			
IDEAL LAP TIME : 1:59.491		BEST LAP TIME : 1:59.619		DIFFERENCE : 0.128		
LAP	SECTOR 1	SECTOR 2	LAP TIME	MPH	DIFF	TIME OF DAY
1 -	1:18.276	52.553	2:10.829	59.98	11.210	09:54:11.279
2 -	1:11.034	53.083	2:04.117	63.23	4.498	09:56:15.396
3 -	1:12.497	51.622	2:04.119	63.23	4.500	09:58:19.515
4 -	1:10.683	49.399	2:00.082 (3)	65.35	0.463	10:00:19.597
5 -	1:10.092	49.527	1:59.619 (1)	65.60		10:02:19.216
6 -	1:10.301	49.726	2:00.027 (2)	65.38	0.408	10:04:19.243

P15 5 11B Ian LUCAS			Norton MANX 500 - Jack Gooch			
IDEAL LAP TIME : 2:00.440		BEST LAP TIME : 2:00.555		DIFFERENCE : 0.115		
LAP	SECTOR 1	SECTOR 2	LAP TIME	MPH	DIFF	TIME OF DAY
1 -	1:15.716	53.222	2:08.938	60.86	8.383	09:54:04.674
2 -	1:12.667	51.286	2:03.953	63.31	3.398	09:56:08.627
3 -	1:11.236	50.874	2:02.110	64.27	1.555	09:58:10.737
4 -	1:10.736	50.221	2:00.957 (2)	64.88	0.402	10:00:11.694
5 -	1:10.219	50.336	2:00.555 (1)	65.09		10:02:12.249
6 -	1:11.162	50.389	2:01.551 (3)	64.56	0.996	10:04:13.800

P16 53 11B Richard DAWSON			Norton MANX -			
IDEAL LAP TIME : 2:01.523		BEST LAP TIME : 2:01.693		DIFFERENCE : 0.170		
LAP	SECTOR 1	SECTOR 2	LAP TIME	MPH	DIFF	TIME OF DAY
1 -	1:16.098	54.052	2:10.150	60.30	8.457	09:54:04.110
2 -	1:14.456	55.924	2:10.380	60.19	8.687	09:56:14.490
3 -	1:13.856	52.505	2:06.361	62.10	4.668	09:58:20.851
4 -	1:11.533	52.180	2:03.713 (3)	63.43	2.020	10:00:24.564
5 -	1:10.791	50.902	2:01.693 (1)	64.49		10:02:26.257
6 -	1:11.170	50.732	2:01.902 (2)	64.38	0.209	10:04:28.159

P17 8 11D Jimmy MAY			Norton MANX -			
IDEAL LAP TIME : 2:02.148		BEST LAP TIME : 2:02.148		DIFFERENCE : 0.000		
LAP	SECTOR 1	SECTOR 2	LAP TIME	MPH	DIFF	TIME OF DAY
1 -	1:16.523	53.227	2:09.750	60.48	7.602	09:54:06.691
2 -	1:13.072	53.325	2:06.397	62.09	4.249	09:56:13.088
3 -	1:14.368	52.175	2:06.543	62.01	4.395	09:58:19.631
4 -	1:11.954	51.399	2:03.353 (3)	63.62	1.205	10:00:22.984
5 -	1:11.262	51.701	2:02.963 (2)	63.82	0.815	10:02:25.947
6 -	1:10.934	51.214	2:02.148 (1)	64.25		10:04:28.095

International Sidecar Revival 2022

The Lansdowne Classic Series

QUALIFYING - SECTOR ANALYSIS



SECTOR 1 = FL to I1, SECTOR 2 = I1 to FL, DIFF = Difference To Personal Best Lap, P = Crossed Finish Line in Pit Lane, D = Time Disallowed

P18 72 11C John CRAGG			Norton MANX -			
IDEAL LAP TIME : 2:03.535		BEST LAP TIME : 2:03.811		DIFFERENCE : 0.276		
LAP	SECTOR 1	SECTOR 2	LAP TIME	MPH	DIFF	TIME OF DAY
1 -	1:11.755	52.734	2:04.489	63.04	0.678	09:53:46.171
2 -	1:11.600	52.387	2:03.987 (2)	63.29	0.176	09:55:50.158
3 -	1:11.572	52.239	2:03.811 (1)	63.38		09:57:53.969
4 -	1:16.618	52.638	2:09.256	60.71	5.445	10:00:03.225
5 -	1:12.258	51.963	2:04.221 (3)	63.17	0.410	10:02:07.446
6 -	1:12.227	53.869	2:06.096	62.23	2.285	10:04:13.542

P19 27 11B Derek BUNNING			Matchless G50 - Lynx Garage			
IDEAL LAP TIME : 2:04.640		BEST LAP TIME : 2:05.184		DIFFERENCE : 0.544		
LAP	SECTOR 1	SECTOR 2	LAP TIME	MPH	DIFF	TIME OF DAY
1 -	1:17.345	53.710	2:11.055	59.88	5.871	09:54:07.622
2 -	1:14.271	53.816	2:08.087	61.27	2.903	09:56:15.709
3 -	1:13.463	52.813	2:06.276 (3)	62.15	1.092	09:58:21.985
4 -	1:12.664	53.059	2:05.723 (2)	62.42	0.539	10:00:27.708
5 -	1:13.208	51.976	2:05.184 (1)	62.69		10:02:32.892
6 -	1:14.351	52.713	2:07.064	61.76	1.880	10:04:39.956

P20 65 11B Ken PERCH			Norton MANX -			
IDEAL LAP TIME : 2:06.552		BEST LAP TIME : 2:06.809		DIFFERENCE : 0.257		
LAP	SECTOR 1	SECTOR 2	LAP TIME	MPH	DIFF	TIME OF DAY
1 -	1:17.132	55.314	2:12.446	59.25	5.637	09:54:10.108
2 -	1:13.367	53.442	2:06.809 (1)	61.88		09:56:16.917
3 -	1:14.830	54.678	2:09.508	60.59	2.699	09:58:26.425
4 -	1:14.741	54.314	2:09.055	60.81	2.246	10:00:35.480
5 -	1:14.764	53.255	2:08.019 (2)	61.30	1.210	10:02:43.499
6 -	1:15.080	53.185	2:08.265 (3)	61.18	1.456	10:04:51.764

P21 59 11C David HEBB			Norton MANX -			
IDEAL LAP TIME : 2:06.858		BEST LAP TIME : 2:06.858		DIFFERENCE : 0.000		
LAP	SECTOR 1	SECTOR 2	LAP TIME	MPH	DIFF	TIME OF DAY
1 -	1:16.389	53.724	2:10.113	60.31	3.255	09:54:00.441
2 -	1:16.345	53.390	2:09.735	60.49	2.877	09:56:10.176
3 -	1:16.075	53.404	2:09.479	60.61	2.621	09:58:19.655
4 -	1:14.697	53.143	2:07.840 (2)	61.38	0.982	10:00:27.495
5 -	1:14.246	52.612	2:06.858 (1)	61.86		10:02:34.353
6 -	1:15.510	52.987	2:08.497 (3)	61.07	1.639	10:04:42.850

P22 37 11C Clifford RANSLEY			Norton MANX - jack gooch			
IDEAL LAP TIME : 2:11.889		BEST LAP TIME : 2:11.959		DIFFERENCE : 0.070		
LAP	SECTOR 1	SECTOR 2	LAP TIME	MPH	DIFF	TIME OF DAY
1 -	1:20.100	56.810	2:16.910	57.32	4.951	09:54:00.588
2 -	1:17.550	55.499	2:13.049 (2)	58.98	1.090	09:56:13.637
3 -	1:17.794	56.072	2:13.866	58.62	1.907	09:58:27.503
4 -	1:17.611	55.847	2:13.458 (3)	58.80	1.499	10:00:40.961
5 -	1:17.355	54.604	2:11.959 (1)	59.47		10:02:52.920

P23 26 11D Paul STEPHEN			Norton INTERNATIONAL 40M -			
IDEAL LAP TIME : 2:16.774		BEST LAP TIME : 2:16.774		DIFFERENCE : 0.000		
LAP	SECTOR 1	SECTOR 2	LAP TIME	MPH	DIFF	TIME OF DAY
1 -	1:22.423	56.134	2:18.557 (3)	56.64	1.783	09:54:16.588
2 -	1:24.107	55.908	2:20.015	56.05	3.241	09:56:36.603
3 -	1:22.860	55.494	2:18.354 (2)	56.72	1.580	09:58:54.957
4 -	1:21.659	55.115	2:16.774 (1)	57.37		10:01:11.731
5 -	1:22.919	55.862	2:18.781	56.55	2.007	10:03:30.512

International Sidecar Revival 2022

The Lansdowne Classic Series

QUALIFYING - BEST SECTORS

SECTOR 1			SECTOR 2			IDEAL / BEST COMPARISON						
POS	NO	NAME	TIME	NO	NAME	TIME	POS	NO	NAME	IDEAL	BEST	DIFF
1	129	BAILEY	1:02.937	50	THOMAS	44.914	1	129	BAILEY	1:48.519	1:49.371	0.852
2	4	HOSE	1:03.540	56	HEBB	45.451	2	50	THOMAS	1:48.549	1:48.922	0.373
3	50	THOMAS	1:03.635	4	HOSE	45.487	3	4	HOSE	1:49.027	1:49.236	0.209
4	56	HEBB	1:04.077	129	BAILEY	45.582	4	56	HEBB	1:49.528	1:49.827	0.299
5	22	PERKIN	1:04.727	22	PERKIN	46.154	5	22	PERKIN	1:50.881	1:50.881	0.000
6	52	STOKES	1:05.335	52	STOKES	47.389	6	52	STOKES	1:52.724	1:53.543	0.819
7	45	PEREZ	1:06.201	3	BEDFORD	47.845	7	61	PARROTT	1:55.437	1:55.437	0.000
8	61	PARROTT	1:07.106	61	PARROTT	48.331	8	45	PEREZ	1:55.499	1:55.499	0.000
9	33	GLASGOW	1:07.854	33	GLASGOW	48.430	9	3	BEDFORD	1:55.747	1:55.747	0.000
10	3	BEDFORD	1:07.902	49	HANN	48.618	10	33	GLASGOW	1:56.284	1:56.421	0.137
11	49	HANN	1:08.237	25	FARRALL	49.042	11	49	HANN	1:56.855	1:56.855	0.000
12	25	FARRALL	1:08.959	45	PEREZ	49.298	12	25	FARRALL	1:58.001	1:58.237	0.236
13	631	CRAGG	1:09.438	631	CRAGG	49.312	13	631	CRAGG	1:58.750	1:59.049	0.299
14	63	COLE	1:10.092	63	COLE	49.399	14	63	COLE	1:59.491	1:59.619	0.128
15	5	LUCAS	1:10.219	5	LUCAS	50.221	15	5	LUCAS	2:00.440	2:00.555	0.115
16	53	DAWSON	1:10.791	53	DAWSON	50.732	16	53	DAWSON	2:01.523	2:01.693	0.170
17	8	MAY	1:10.934	8	MAY	51.214	17	8	MAY	2:02.148	2:02.148	0.000
18	72	CRAGG	1:11.572	72	CRAGG	51.963	18	72	CRAGG	2:03.535	2:03.811	0.276
19	27	BUNNING	1:12.664	27	BUNNING	51.976	19	27	BUNNING	2:04.640	2:05.184	0.544
20	65	PERCH	1:13.367	59	HEBB	52.612	20	65	PERCH	2:06.552	2:06.809	0.257
21	59	HEBB	1:14.246	65	PERCH	53.185	21	59	HEBB	2:06.858	2:06.858	0.000
22	37	RANSLEY	1:17.285	37	RANSLEY	54.604	22	37	RANSLEY	2:11.889	2:11.959	0.070
23	26	STEPHEN	1:21.659	26	STEPHEN	55.115	23	26	STEPHEN	2:16.774	2:16.774	0.000

PERFECT LAP 1:47.851

International Sidecar Revival 2022

The Lansdowne Classic Series

QUALIFYING - STATISTICS

Competitors Started 23
Planned Start 2022-08-06 @ 09:51:00.000
Actual Start 2022-08-06 @ 09:50:59.675
Finish Time 2022-08-06 @ 10:02:58.575
Track Length 2.1800mi.
Total Laps 136
Total Distance Covered 296.4825mi.

Session Fastest Lap History

NO	CL	NAME	LAP TIME	TIME OF DAY	LAP	VEHICLE
4	11A	Mike HOSE	1:55.531	09:53:30.748	1	Matchless G50
4	11A	Mike HOSE	1:51.154	09:55:21.901	2	Matchless G50
4	11A	Mike HOSE	1:49.685	09:57:11.586	3	Matchless G50
4	11A	Mike HOSE	1:49.441	09:59:01.028	4	Matchless G50
4	11A	Mike HOSE	1:49.352	10:00:50.380	5	Matchless G50
50	11A	George THOMAS	1:49.065	10:00:56.387	5	Norton MANX
50	11A	George THOMAS	1:48.922	10:02:45.309	6	Norton MANX

Flag History

TYPE	TIME OF DAY
GREEN	09:50:59.675
FINISH	10:02:58.575

Flag Statistics

TYPE	COUNT	TOTAL LAPS	TOTAL TIME
Green	1	7	13:59.595
Red	0	0	0.000
Safety Car	0	0	0.000
FCY	0	0	0.000

International Sidecar Revival 2022

The Lansdowne Classic Series

QUALIFYING - STATISTICS

CLASS : 11B

11 Starters

Fastest Lap History

NO	NAME	LAP TIME	TIME OF DAY	LAP	VEHICLE
56	Matthew HEBB	1:56.056	09:53:36.469	1	Norton MANX
56	Matthew HEBB	1:51.551	09:55:28.018	2	Norton MANX
56	Matthew HEBB	1:50.498	09:57:18.518	3	Norton MANX
56	Matthew HEBB	1:49.827	09:59:08.344	4	Norton MANX

International Sidecar Revival 2022

The Lansdowne Classic Series

QUALIFYING - STATISTICS

CLASS : 11A

5 Starters

Fastest Lap History

NO	NAME	LAP TIME	TIME OF DAY	LAP	VEHICLE
4	Mike HOSE	1:55.531	09:53:30.748	1	Matchless G50
4	Mike HOSE	1:51.154	09:55:21.901	2	Matchless G50
4	Mike HOSE	1:49.685	09:57:11.586	3	Matchless G50
4	Mike HOSE	1:49.441	09:59:01.028	4	Matchless G50
4	Mike HOSE	1:49.352	10:00:50.380	5	Matchless G50
50	George THOMAS	1:49.065	10:00:56.387	5	Norton MANX
50	George THOMAS	1:48.922	10:02:45.309	6	Norton MANX

International Sidecar Revival 2022

The Lansdowne Classic Series

QUALIFYING - STATISTICS

CLASS : 11D

4 Starters

Fastest Lap History

NO	NAME	LAP TIME	TIME OF DAY	LAP	VEHICLE
49	Richard HANN	2:02.622	09:53:41.121	1	G50 MANX
49	Richard HANN	2:00.682	09:55:41.802	2	G50 MANX
49	Richard HANN	1:59.724	09:57:41.526	3	G50 MANX
25	Mike FARRALL	1:58.785	09:58:12.028	3	Rudge TTR
49	Richard HANN	1:58.090	09:59:39.617	4	G50 MANX
49	Richard HANN	1:57.646	10:01:37.263	5	G50 MANX
49	Richard HANN	1:56.855	10:03:34.117	6	G50 MANX

International Sidecar Revival 2022

The Lansdowne Classic Series

QUALIFYING - STATISTICS

CLASS : 11C

3 Starters

Fastest Lap History

NO	NAME	LAP TIME	TIME OF DAY	LAP	VEHICLE
72	John CRAGG	2:04.489	09:53:46.184	1	Norton MANX
72	John CRAGG	2:03.987	09:55:50.171	2	Norton MANX
72	John CRAGG	2:03.811	09:57:53.982	3	Norton MANX

International Sidecar Revival 2022

The Lansdowne Classic Series

RACES 4 & 11(SAT), 7 & 16(SUN) - GRID (6 Laps)

ROW 8	22	37	Clifford RANSLEY	2:11.959	23	26	Paul STEPHEN	2:16.774	
ROW 7	19	27	Derek BUNNING	2:05.184	20	65	Ken PERCH	2:06.809	
					21	59	David HEBB	2:06.858	
ROW 6		16	53	Richard DAWSON	2:01.693	17	8	Jimmy MAY	2:02.148
					18	72	John CRAGG	2:03.811	
ROW 5	13	631	Angela CRAGG	1:59.049	14	63	Harry COLE	1:59.619	
					15	5	Ian LUCAS	2:00.555	
ROW 4		10	33	Andrew GLASGOW	1:56.421	11	49	Richard HANN	1:56.855
					12	25	Mike FARRALL	1:58.237	
ROW 3	7	61	Steve PARROTT	1:55.437	8	45	Seb PEREZ	1:55.499	
					9	3	Nick BEDFORD	1:55.747	
ROW 2		4	56	Matthew HEBB	1:49.827	5	22	Tony PERKIN	1:50.881
					6	52	Robin STOKES	1:53.543	
ROW 1	1	50	George THOMAS	1:48.922	2	4	Mike HOSE	1:49.236	
					3	129	Luke BAILEY	1:49.371	

Pole

Cadwell Park: 2.1800 miles

These results are provisional until the conclusion of any judicial and technical matters.

Clerk Of Course :

Stewards :

Timekeeper : Craig Smith

Results can be found at www.tsl-timing.com

Printed - 10:06 Saturday, 06 August 2022





International Sidecar Revival 2022

The Lansdowne Classic Series

RACE 4 - CLASSIFICATION

POS	NO	CL	PIC NAME	ENTRY	LAPS	TIME	GAP	DIFF	MPH	BEST	ON
1	50	11A	1 George THOMAS	Norton MANX - Tony Dunnell	6	10:57.214			71.64	1:47.949	6
2	4	11A	2 Mike HOSE	Matchless G50 - ripleyard	6	10:57.654	0.440	0.440	71.60	1:48.097	5
3	129	11A	3 Luke BAILEY	Matchless G50 - Holman Wilfley LTD	6	11:11.423	14.209	13.769	70.13	1:49.815	5
4	22	11A	4 Tony PERKIN	Norton MANX - Geartech	6	11:14.668	17.454	3.245	69.79	1:50.492	6
5	52	11B	1 Robin STOKES	Norton MANX -	6	11:15.149	17.935	0.481	69.74	1:50.630	5
6	56	11B	2 Matthew HEBB	Norton MANX -	6	11:21.085	23.871	5.936	69.13	1:51.177	4
7	45	11B	3 Seb PEREZ	Matchless G50 -	6	11:33.689	36.475	12.604	67.88	1:53.760	6
8	61	11B	4 Steve PARROTT	Norton MANX - Albury Care	6	11:43.551	46.337	9.862	66.92	1:55.029	4
9	25	11D	1 Mike FARRALL	Rudge TTR -	6	11:45.154	47.940	1.603	66.77	1:55.278	4
10	3	11B	5 Nick BEDFORD	Norton MANX - Banx Race Paint	6	11:45.359	48.145	0.205	66.75	1:55.521	5
11	33	11B	6 Andrew GLASGOW	Norton MANX - Hiab service (hw) ltd	6	11:50.231	53.017	4.872	66.30	1:55.521	4
12	49	11D	2 Richard HANN	G50 MANX -	6	11:59.852	1:02.638	9.621	65.41	1:57.892	4
13	5	11B	7 Ian LUCAS	Norton MANX 500 - Jack Gooch	6	12:00.011	1:02.797	0.159	65.39	1:57.163	6
14	631	11B	8 Angela CRAGG	Norton DOMINATOR - Roger Munsey	6	12:01.751	1:04.537	1.740	65.24	1:57.949	4
15	53	11B	9 Richard DAWSON	Norton MANX -	6	12:06.974	1:09.760	5.223	64.77	1:58.895	2
16	63	11B	10 Harry COLE	Norton Manx -	6	12:21.214	1:24.000	14.240	63.52	1:59.392	2
17	72	11C	1 John CRAGG	Norton MANX -	6	12:36.222	1:39.008	15.008	62.26	2:03.088	4
18	27	11B	11 Derek BUNNING	Matchless G50 - Lynx Garage	6	12:36.871	1:39.657	0.649	62.21	2:03.543	6
19	65	11B	12 Ken PERCH	Norton MANX -	6	12:47.671	1:50.457	10.800	61.33	2:04.282	4
20	8	11D	3 Jimmy MAY	Norton MANX -	6	12:49.993	1:52.779	2.322	61.15	2:05.656	4
21	59	11C	2 David HEBB	Norton MANX -	6	12:57.736	2:00.522	7.743	60.54	2:07.220	3
22	37	11C	3 Clifford RANSLEY	Norton MANX - jack gooch	5	11:07.501	1 Lap	1 Lap	58.78	2:11.165	2

FASTEST LAP

50	11A	George THOMAS	Norton MANX - Tony Dunnell	6	1:47.949	72.70 mph	117.00 kph
52	11B	Robin STOKES	Norton MANX -	5	1:50.630	70.93 mph	114.16 kph
25	11D	Mike FARRALL	Rudge TTR -	4	1:55.278	68.07 mph	109.56 kph
72	11C	John CRAGG	Norton MANX -	4	2:03.088	63.75 mph	102.61 kph

Class 11A - 92.5% of Race Speed = 66.26 mph

Class 11B - 92.5% of Race Speed = 64.50 mph

Class 11D - 92.5% of Race Speed = 61.76 mph

Class 11C - 92.5% of Race Speed = 57.59 mph

Weather / Track : Bright / Dry

These results are provisional until the conclusion of any judicial and technical matters.

Race Distance: 6 Laps / 13.08 miles

Cadwell Park: 2.1800 miles

Date: 06/08/2022 Start: 12:53 Finish: 13:04

Clerk Of Course :

Stewards :

Timekeeper :

Craig Smith

Results can be found at www.tsl-timing.com

Printed - 13:11 Saturday, 06 August 2022



International Sidecar Revival 2022

The Lansdowne Classic Series

RACE 4 - LAP CHART

LAP 1 @ 12:55:52.050

NO	BEHIND	LAP TIME
50		1:54.876
4	0.123	1:54.999
22	1.829	1:56.705
129	2.148	1:57.024
56	2.444	1:57.320
52	3.367	1:58.243
61	6.745	2:01.621
45	6.951	2:01.827
49	10.357	2:05.233
3	10.718	2:05.594
33	10.909	2:05.785
25	11.055	2:05.931
631	11.539	2:06.415
63	11.776	2:06.652
5	12.444	2:07.320
53	15.029	2:09.905
72	17.277	2:12.153
27	17.450	2:12.326
8	20.529	2:15.405
65	21.594	2:16.470
59	22.236	2:17.112
37	24.073	2:18.949

LAP 2 @ 12:57:41.185

NO	BEHIND	LAP TIME
50		1:49.135
4	0.061	1:49.073
22	4.477	1:51.783
56	4.698	1:51.389
129	5.042	1:52.029
52	5.642	1:51.410
45	12.962	1:55.146
61	15.008	1:57.398
3	18.027	1:56.444
25	18.251	1:56.331
49	21.195	1:59.973
33	21.493	1:59.719
631	21.875	1:59.471
5	22.013	1:58.704
63	22.033	1:59.392
53	24.789	1:58.895
72	32.144	2:04.002
27	32.912	2:04.597
8	38.849	2:07.455
65	40.255	2:07.796
59	40.456	2:07.355
37	46.103	2:11.165

LAP 3 @ 12:59:29.499

NO	BEHIND	LAP TIME
50		1:48.314
4	0.838	1:49.091
22	7.762	1:51.599
129	7.919	1:51.191
56	8.287	1:51.903
52	9.128	1:51.800
45	19.310	1:54.662
61	24.019	1:57.325
3	26.039	1:56.326
25	26.074	1:56.137
33	30.633	1:57.454
49	31.971	1:59.090

631	32.653	1:59.092
5	33.592	1:59.893
53	36.023	1:59.548
63	46.374	2:12.655
27	50.066	2:05.468
72	52.073	2:08.243
8	57.680	2:07.145
59	59.362	2:07.220
65	59.381	2:07.440
37	1:10.935	2:13.146

LAP 4 @ 13:01:17.992

NO	BEHIND	LAP TIME
50		1:48.493
4	0.638	1:48.293
22	10.370	1:51.101
129	10.434	1:51.008
56	10.971	1:51.177
52	11.615	1:50.980
45	24.978	1:54.161
61	30.555	1:55.029
25	32.859	1:55.278
3	33.200	1:55.654
33	37.661	1:55.521
49	41.370	1:57.892
631	42.109	1:57.949
5	43.260	1:58.161
53	47.730	2:00.200
63	1:01.256	2:03.375
72	1:06.668	2:03.088
27	1:07.369	2:05.796
8	1:14.843	2:05.656
65	1:15.170	2:04.282
59	1:18.670	2:07.801
37	1:34.468	2:12.026

LAP 5 @ 13:03:06.439

NO	BEHIND	LAP TIME
50		1:48.447
4	0.288	1:48.097
129	11.802	1:49.815
52	13.798	1:50.630
56	14.415	1:51.891
22	14.911	1:52.988
45	30.664	1:54.133
61	38.263	1:56.155
25	39.807	1:55.395
3	40.274	1:55.521
33	45.168	1:55.954
49	51.353	1:58.430
631	53.527	1:59.865
5	53.583	1:58.770
53	58.237	1:58.954
63	1:12.369	1:59.560
72	1:23.411	2:05.190
27	1:24.063	2:05.141
65	1:31.871	2:05.148
8	1:33.400	2:07.004
59	1:38.750	2:08.527

LAP 6 @ 13:04:54.388

NO	BEHIND	LAP TIME
50		1:47.949
4	0.440	1:48.101

37	1 Lap	2:12.215
129	14.209	1:50.356
22	17.454	1:50.492
52	17.935	1:52.086
56	23.871	1:57.405
45	36.475	1:53.760
61	46.337	1:56.023
25	47.940	1:56.082
3	48.145	1:55.820
33	53.017	1:55.798
49	1:02.638	1:59.234
5	1:02.797	1:57.163
631	1:04.537	1:58.959
53	1:09.760	1:59.472
63	1:24.000	1:59.580
72	1:39.008	2:03.546
27	1:39.657	2:03.543
65	1:50.457	2:06.535
8	1:52.779	2:07.328
59	2:00.522	2:09.721

International Sidecar Revival 2022

The Lansdowne Classic Series

RACE 4 - SECTOR ANALYSIS



SECTOR 1 = FL to I1, SECTOR 2 = I1 to FL, DIFF = Difference To Personal Best Lap, P = Crossed Finish Line in Pit Lane, D = Time Disallowed

P1		50 11A		George THOMAS		Norton MANX - Tony Dunnell	
IDEAL LAP TIME : 1:47.949		BEST LAP TIME : 1:47.949		DIFFERENCE : 0.000			
LAP	SECTOR 1	SECTOR 2	LAP TIME	MPH	DIFF	TIME OF DAY	
1 -		45.686	1:54.876	68.31	6.927	12:55:52.050	
2 -	1:03.653	45.482	1:49.135	71.91	1.186	12:57:41.185	
3 -	1:03.227	45.087	1:48.314 (2)	72.45	0.365	12:59:29.499	
4 -	1:03.291	45.202	1:48.493	72.33	0.544	13:01:17.992	
5 -	1:03.395	45.052	1:48.447 (3)	72.36	0.498	13:03:06.439	
6 -	1:03.110	44.839	1:47.949 (1)	72.70		13:04:54.388	

P2		4 11A		Mike HOSE		Matchless G50 - ripleyland	
IDEAL LAP TIME : 1:47.761		BEST LAP TIME : 1:48.097		DIFFERENCE : 0.336			
LAP	SECTOR 1	SECTOR 2	LAP TIME	MPH	DIFF	TIME OF DAY	
1 -		45.635	1:54.999	68.24	6.902	12:55:52.173	
2 -	1:03.644	45.429	1:49.073	71.95	0.976	12:57:41.246	
3 -	1:03.408	45.683	1:49.091	71.94	0.994	12:59:30.337	
4 -	1:03.245	45.048	1:48.293 (3)	72.47	0.196	13:01:18.630	
5 -	1:02.929	45.168	1:48.097 (1)	72.60		13:03:06.727	
6 -	1:03.269	44.832	1:48.101 (2)	72.59	0.004	13:04:54.828	

P3		129 11A		Luke BAILEY		Matchless G50 - Holman Wilfley LTD	
IDEAL LAP TIME : 1:49.815		BEST LAP TIME : 1:49.815		DIFFERENCE : 0.000			
LAP	SECTOR 1	SECTOR 2	LAP TIME	MPH	DIFF	TIME OF DAY	
1 -		46.473	1:57.024	67.06	7.209	12:55:54.198	
2 -	1:04.447	47.582	1:52.029	70.05	2.214	12:57:46.227	
3 -	1:04.576	46.615	1:51.191	70.58	1.376	12:59:37.418	
4 -	1:04.932	46.076	1:51.008 (3)	70.69	1.193	13:01:28.426	
5 -	1:04.094	45.721	1:49.815 (1)	71.46		13:03:18.241	
6 -	1:04.132	46.224	1:50.356 (2)	71.11	0.541	13:05:08.597	

P4		22 11A		Tony PERKIN		Norton MANX - Geartech	
IDEAL LAP TIME : 1:50.423		BEST LAP TIME : 1:50.492		DIFFERENCE : 0.069			
LAP	SECTOR 1	SECTOR 2	LAP TIME	MPH	DIFF	TIME OF DAY	
1 -		46.460	1:56.705	67.24	6.213	12:55:53.879	
2 -	1:04.902	46.881	1:51.783	70.20	1.291	12:57:45.662	
3 -	1:04.967	46.632	1:51.599 (3)	70.32	1.107	12:59:37.261	
4 -	1:04.921	46.180	1:51.101 (2)	70.63	0.609	13:01:28.362	
5 -	1:05.319	47.669	1:52.988	69.45	2.496	13:03:21.350	
6 -	1:04.243	46.249	1:50.492 (1)	71.02		13:05:11.842	

P5		52 11B		Robin STOKES		Norton MANX -	
IDEAL LAP TIME : 1:50.554		BEST LAP TIME : 1:50.630		DIFFERENCE : 0.076			
LAP	SECTOR 1	SECTOR 2	LAP TIME	MPH	DIFF	TIME OF DAY	
1 -		47.006	1:58.243	66.37	7.613	12:55:55.417	
2 -	1:04.323	47.087	1:51.410 (3)	70.44	0.780	12:57:46.827	
3 -	1:04.726	47.074	1:51.800	70.19	1.170	12:59:38.627	
4 -	1:04.282	46.698	1:50.980 (2)	70.71	0.350	13:01:29.607	
5 -	1:03.856	46.774	1:50.630 (1)	70.93		13:03:20.237	
6 -	1:04.755	47.331	1:52.086	70.01	1.456	13:05:12.323	

P6		56 11B		Matthew HEBB		Norton MANX -	
IDEAL LAP TIME : 1:51.004		BEST LAP TIME : 1:51.177		DIFFERENCE : 0.173			
LAP	SECTOR 1	SECTOR 2	LAP TIME	MPH	DIFF	TIME OF DAY	
1 -		46.535	1:57.320	66.89	6.143	12:55:54.494	
2 -	1:04.526	46.863	1:51.389 (2)	70.45	0.212	12:57:45.883	
3 -	1:05.041	46.862	1:51.903	70.13	0.726	12:59:37.786	
4 -	1:04.699	46.478	1:51.177 (1)	70.59		13:01:28.963	
5 -	1:04.963	46.928	1:51.891 (3)	70.14	0.714	13:03:20.854	
6 -	1:09.519	47.886	1:57.405	66.84	6.228	13:05:18.259	

International Sidecar Revival 2022

The Lansdowne Classic Series

RACE 4 - SECTOR ANALYSIS



SECTOR 1 = FL to I1, SECTOR 2 = I1 to FL, DIFF = Difference To Personal Best Lap, P = Crossed Finish Line in Pit Lane, D = Time Disallowed

P7 45 11B Seb PEREZ		Matchless G50 -				
IDEAL LAP TIME : 1:53.382		BEST LAP TIME : 1:53.760		DIFFERENCE : 0.378		
LAP	SECTOR 1	SECTOR 2	LAP TIME	MPH	DIFF	TIME OF DAY
1 -		48.579	2:01.827	64.41	8.067	12:55:59.001
2 -	1:06.889	48.257	1:55.146	68.15	1.386	12:57:54.147
3 -	1:06.680	47.982	1:54.662	68.44	0.902	12:59:48.809
4 -	1:06.057	48.104	1:54.161 (3)	68.74	0.401	13:01:42.970
5 -	1:05.643	48.490	1:54.133 (2)	68.76	0.373	13:03:37.103
6 -	1:06.021	47.739	1:53.760 (1)	68.98		13:05:30.863

P8 61 11B Steve PARROTT		Norton MANX - Albury Care				
IDEAL LAP TIME : 1:55.029		BEST LAP TIME : 1:55.029		DIFFERENCE : 0.000		
LAP	SECTOR 1	SECTOR 2	LAP TIME	MPH	DIFF	TIME OF DAY
1 -		49.187	2:01.621	64.52	6.592	12:55:58.795
2 -	1:08.322	49.076	1:57.398	66.85	2.369	12:57:56.193
3 -	1:08.444	48.881	1:57.325	66.89	2.296	12:59:53.518
4 -	1:07.027	48.002	1:55.029 (1)	68.22		13:01:48.547
5 -	1:07.357	48.798	1:56.155 (3)	67.56	1.126	13:03:44.702
6 -	1:07.265	48.758	1:56.023 (2)	67.64	0.994	13:05:40.725

P9 25 11D Mike FARRALL		Rudge TTR -				
IDEAL LAP TIME : 1:54.778		BEST LAP TIME : 1:55.278		DIFFERENCE : 0.500		
LAP	SECTOR 1	SECTOR 2	LAP TIME	MPH	DIFF	TIME OF DAY
1 -		50.026	2:05.931	62.32	10.653	12:56:03.105
2 -	1:07.933	48.398	1:56.331	67.46	1.053	12:57:59.436
3 -	1:07.560	48.577	1:56.137	67.57	0.859	12:59:55.573
4 -	1:06.491	48.787	1:55.278 (1)	68.07		13:01:50.851
5 -	1:07.108	48.287	1:55.395 (2)	68.01	0.117	13:03:46.246
6 -	1:07.501	48.581	1:56.082 (3)	67.60	0.804	13:05:42.328

P10 3 11B Nick BEDFORD		Norton MANX - Banx Race Paint				
IDEAL LAP TIME : 1:54.789		BEST LAP TIME : 1:55.521		DIFFERENCE : 0.732		
LAP	SECTOR 1	SECTOR 2	LAP TIME	MPH	DIFF	TIME OF DAY
1 -		50.270	2:05.594	62.48	10.073	12:56:02.768
2 -	1:08.525	47.919	1:56.444	67.39	0.923	12:57:59.212
3 -	1:08.080	48.246	1:56.326	67.46	0.805	12:59:55.538
4 -	1:06.870	48.784	1:55.654 (2)	67.85	0.133	13:01:51.192
5 -	1:07.310	48.211	1:55.521 (1)	67.93		13:03:46.713
6 -	1:07.225	48.595	1:55.820 (3)	67.76	0.299	13:05:42.533

P11 33 11B Andrew GLASGOW		Norton MANX - Hiab service (hw) ltd				
IDEAL LAP TIME : 1:55.160		BEST LAP TIME : 1:55.521		DIFFERENCE : 0.361		
LAP	SECTOR 1	SECTOR 2	LAP TIME	MPH	DIFF	TIME OF DAY
1 -		51.022	2:05.785	62.39	10.264	12:56:02.959
2 -	1:09.668	50.051	1:59.719	65.55	4.198	12:58:02.678
3 -	1:08.937	48.517	1:57.454	66.81	1.933	13:00:00.132
4 -	1:07.601	47.920	1:55.521 (1)	67.93		13:01:55.653
5 -	1:08.158	47.796	1:55.954 (3)	67.68	0.433	13:03:51.607
6 -	1:08.239	47.559	1:55.798 (2)	67.77	0.277	13:05:47.405

P12 49 11D Richard HANN		G50 MANX -				
IDEAL LAP TIME : 1:57.703		BEST LAP TIME : 1:57.892		DIFFERENCE : 0.189		
LAP	SECTOR 1	SECTOR 2	LAP TIME	MPH	DIFF	TIME OF DAY
1 -		50.845	2:05.233	62.66	7.341	12:56:02.407
2 -	1:10.012	49.961	1:59.973	65.41	2.081	12:58:02.380
3 -	1:09.466	49.624	1:59.090 (3)	65.90	1.198	13:00:01.470
4 -	1:08.079	49.813	1:57.892 (1)	66.56		13:01:59.362
5 -	1:08.444	49.986	1:58.430 (2)	66.26	0.538	13:03:57.792
6 -	1:09.071	50.163	1:59.234	65.82	1.342	13:05:57.026

International Sidecar Revival 2022

The Lansdowne Classic Series

RACE 4 - SECTOR ANALYSIS



SECTOR 1 = FL to I1, SECTOR 2 = I1 to FL, DIFF = Difference To Personal Best Lap, P = Crossed Finish Line in Pit Lane, D = Time Disallowed

P13		5 11B		Ian LUCAS		Norton MANX 500 - Jack Gooch	
IDEAL LAP TIME : 1:57.163		BEST LAP TIME : 1:57.163		DIFFERENCE : 0.000			
LAP	SECTOR 1	SECTOR 2	LAP TIME	MPH	DIFF	TIME OF DAY	
1 -		49.282	2:07.320	61.64	10.157	12:56:04.494	
2 -	1:09.168	49.536	1:58.704 (3)	66.11	1.541	12:58:03.198	
3 -	1:10.535	49.358	1:59.893	65.45	2.730	13:00:03.091	
4 -	1:08.738	49.423	1:58.161 (2)	66.41	0.998	13:02:01.252	
5 -	1:08.855	49.915	1:58.770	66.07	1.607	13:04:00.022	
6 -	1:08.579	48.584	1:57.163 (1)	66.98		13:05:57.185	

P14		631 11B		Angela CRAGG		Norton DOMINATOR - Roger Munsey	
IDEAL LAP TIME : 1:57.737		BEST LAP TIME : 1:57.949		DIFFERENCE : 0.212			
LAP	SECTOR 1	SECTOR 2	LAP TIME	MPH	DIFF	TIME OF DAY	
1 -		50.205	2:06.415	62.08	8.466	12:56:03.589	
2 -	1:09.902	49.569	1:59.471	65.69	1.522	12:58:03.060	
3 -	1:09.662	49.430	1:59.092 (3)	65.89	1.143	13:00:02.152	
4 -	1:08.307	49.642	1:57.949 (1)	66.53		13:02:00.101	
5 -	1:09.679	50.186	1:59.865	65.47	1.916	13:03:59.966	
6 -	1:09.376	49.583	1:58.959 (2)	65.97	1.010	13:05:58.925	

P15		53 11B		Richard DAWSON		Norton MANX -	
IDEAL LAP TIME : 1:58.667		BEST LAP TIME : 1:58.895		DIFFERENCE : 0.228			
LAP	SECTOR 1	SECTOR 2	LAP TIME	MPH	DIFF	TIME OF DAY	
1 -		50.797	2:09.905	60.41	11.010	12:56:07.079	
2 -	1:08.944	49.951	1:58.895 (1)	66.00		12:58:05.974	
3 -	1:09.690	49.858	1:59.548	65.64	0.653	13:00:05.522	
4 -	1:09.411	50.789	2:00.200	65.29	1.305	13:02:05.722	
5 -	1:09.231	49.723	1:58.954 (2)	65.97	0.059	13:04:04.676	
6 -	1:09.091	50.381	1:59.472 (3)	65.68	0.577	13:06:04.148	

P16		63 11B		Harry COLE		Norton Manx -	
IDEAL LAP TIME : 1:58.569		BEST LAP TIME : 1:59.392		DIFFERENCE : 0.823			
LAP	SECTOR 1	SECTOR 2	LAP TIME	MPH	DIFF	TIME OF DAY	
1 -		48.871	2:06.652	61.96	7.260	12:56:03.826	
2 -	1:09.698	49.694	1:59.392 (1)	65.73		12:58:03.218	
3 -	1:21.335	51.320	2:12.655	59.16	13.263	13:00:15.873	
4 -	1:11.900	51.475	2:03.375	63.61	3.983	13:02:19.248	
5 -	1:10.246	49.314	1:59.560 (2)	65.64	0.168	13:04:18.808	
6 -	1:10.636	48.944	1:59.580 (3)	65.63	0.188	13:06:18.388	

P17		72 11C		John CRAGG		Norton MANX -	
IDEAL LAP TIME : 2:02.850		BEST LAP TIME : 2:03.088		DIFFERENCE : 0.238			
LAP	SECTOR 1	SECTOR 2	LAP TIME	MPH	DIFF	TIME OF DAY	
1 -		52.901	2:12.153	59.38	9.065	12:56:09.327	
2 -	1:12.688	51.314	2:04.002 (3)	63.28	0.914	12:58:13.329	
3 -	1:15.680	52.563	2:08.243	61.19	5.155	13:00:21.572	
4 -	1:11.536	51.552	2:03.088 (1)	63.75		13:02:24.660	
5 -	1:12.819	52.371	2:05.190	62.68	2.102	13:04:29.850	
6 -	1:11.678	51.868	2:03.546 (2)	63.52	0.458	13:06:33.396	

P18		27 11B		Derek BUNNING		Matchless G50 - Lynx Garage	
IDEAL LAP TIME : 2:03.543		BEST LAP TIME : 2:03.543		DIFFERENCE : 0.000			
LAP	SECTOR 1	SECTOR 2	LAP TIME	MPH	DIFF	TIME OF DAY	
1 -		51.951	2:12.326	59.30	8.783	12:56:09.500	
2 -	1:12.700	51.897	2:04.597 (2)	62.98	1.054	12:58:14.097	
3 -	1:13.239	52.229	2:05.468	62.55	1.925	13:00:19.565	
4 -	1:13.805	51.991	2:05.796	62.38	2.253	13:02:25.361	
5 -	1:12.807	52.334	2:05.141 (3)	62.71	1.598	13:04:30.502	
6 -	1:12.468	51.075	2:03.543 (1)	63.52		13:06:34.045	

International Sidecar Revival 2022

The Lansdowne Classic Series

RACE 4 - SECTOR ANALYSIS



SECTOR 1 = FL to I1, SECTOR 2 = I1 to FL, DIFF = Difference To Personal Best Lap, P = Crossed Finish Line in Pit Lane, D = Time Disallowed

P19 65 11B Ken PERCH			Norton MANX -			
IDEAL LAP TIME : 2:04.282		BEST LAP TIME : 2:04.282		DIFFERENCE : 0.000		
LAP	SECTOR 1	SECTOR 2	LAP TIME	MPH	DIFF	TIME OF DAY
1 -		54.260	2:16.470	57.50	12.188	12:56:13.644
2 -	1:14.466	53.330	2:07.796	61.41	3.514	12:58:21.440
3 -	1:15.002	52.438	2:07.440	61.58	3.158	13:00:28.880
4 -	1:12.562	51.720	2:04.282 (1)	63.14		13:02:33.162
5 -	1:13.041	52.107	2:05.148 (2)	62.71	0.866	13:04:38.310
6 -	1:13.731	52.804	2:06.535 (3)	62.02	2.253	13:06:44.845

P20 8 11D Jimmy MAY			Norton MANX -			
IDEAL LAP TIME : 2:05.382		BEST LAP TIME : 2:05.656		DIFFERENCE : 0.274		
LAP	SECTOR 1	SECTOR 2	LAP TIME	MPH	DIFF	TIME OF DAY
1 -		53.442	2:15.405	57.95	9.749	12:56:12.579
2 -	1:14.489	52.966	2:07.455	61.57	1.799	12:58:20.034
3 -	1:14.081	53.064	2:07.145 (3)	61.72	1.489	13:00:27.179
4 -	1:13.394	52.262	2:05.656 (1)	62.45		13:02:32.835
5 -	1:13.120	53.884	2:07.004 (2)	61.79	1.348	13:04:39.839
6 -	1:14.023	53.305	2:07.328	61.63	1.672	13:06:47.167

P21 59 11C David HEBB			Norton MANX -			
IDEAL LAP TIME : 2:07.077		BEST LAP TIME : 2:07.220		DIFFERENCE : 0.143		
LAP	SECTOR 1	SECTOR 2	LAP TIME	MPH	DIFF	TIME OF DAY
1 -		53.112	2:17.112	57.23	9.892	12:56:14.286
2 -	1:14.644	52.711	2:07.355 (2)	61.62	0.135	12:58:21.641
3 -	1:14.366	52.854	2:07.220 (1)	61.68		13:00:28.861
4 -	1:14.838	52.963	2:07.801 (3)	61.40	0.581	13:02:36.662
5 -	1:15.260	53.267	2:08.527	61.06	1.307	13:04:45.189
6 -	1:16.242	53.479	2:09.721	60.49	2.501	13:06:54.910

P22 37 11C Clifford RANSLEY			Norton MANX - jack gooch			
IDEAL LAP TIME : 2:10.185		BEST LAP TIME : 2:11.165		DIFFERENCE : 0.980		
LAP	SECTOR 1	SECTOR 2	LAP TIME	MPH	DIFF	TIME OF DAY
1 -		53.991	2:18.949	56.48	7.784	12:56:16.123
2 -	1:16.194	54.971	2:11.165 (1)	59.83		12:58:27.288
3 -	1:18.411	54.735	2:13.146	58.94	1.981	13:00:40.434
4 -	1:17.329	54.697	2:12.026 (2)	59.44	0.861	13:02:52.460
5 -	1:18.092	54.123	2:12.215 (3)	59.35	1.050	13:05:04.675

International Sidecar Revival 2022

The Lansdowne Classic Series

RACE 4 - BEST SECTORS

SECTOR 1			SECTOR 2			IDEAL / BEST COMPARISON						
POS	NO	NAME	TIME	NO	NAME	TIME	POS	NO	NAME	IDEAL	BEST	DIFF
									PERFECT LAP	1:47.761		
1	4	HOSE	1:02.929	4	HOSE	44.832	1	4	HOSE	1:47.761	1:48.097	0.336
2	50	THOMAS	1:03.110	50	THOMAS	44.839	2	50	THOMAS	1:47.949	1:47.949	0.000
3	52	STOKES	1:03.856	129	BAILEY	45.721	3	129	BAILEY	1:49.815	1:49.815	0.000
4	129	BAILEY	1:04.094	22	PERKIN	46.180	4	22	PERKIN	1:50.423	1:50.492	0.069
5	22	PERKIN	1:04.243	56	HEBB	46.478	5	52	STOKES	1:50.554	1:50.630	0.076
6	56	HEBB	1:04.526	52	STOKES	46.698	6	56	HEBB	1:51.004	1:51.177	0.173
7	45	PEREZ	1:05.643	33	GLASGOW	47.559	7	45	PEREZ	1:53.382	1:53.760	0.378
8	25	FARRALL	1:06.491	45	PEREZ	47.739	8	25	FARRALL	1:54.778	1:55.278	0.500
9	3	BEDFORD	1:06.870	3	BEDFORD	47.919	9	3	BEDFORD	1:54.789	1:55.521	0.732
10	61	PARROTT	1:07.027	61	PARROTT	48.002	10	61	PARROTT	1:55.029	1:55.029	0.000
11	33	GLASGOW	1:07.601	25	FARRALL	48.287	11	33	GLASGOW	1:55.160	1:55.521	0.361
12	49	HANN	1:08.079	5	LUCAS	48.584	12	5	LUCAS	1:57.163	1:57.163	0.000
13	631	CRAGG	1:08.307	63	COLE	48.871	13	49	HANN	1:57.703	1:57.892	0.189
14	5	LUCAS	1:08.579	631	CRAGG	49.430	14	631	CRAGG	1:57.737	1:57.949	0.212
15	53	DAWSON	1:08.944	49	HANN	49.624	15	63	COLE	1:58.569	1:59.392	0.823
16	63	COLE	1:09.698	53	DAWSON	49.723	16	53	DAWSON	1:58.667	1:58.895	0.228
17	72	CRAGG	1:11.536	27	BUNNING	51.075	17	72	CRAGG	2:02.850	2:03.088	0.238
18	27	BUNNING	1:12.468	72	CRAGG	51.314	18	27	BUNNING	2:03.543	2:03.543	0.000
19	65	PERCH	1:12.562	65	PERCH	51.720	19	65	PERCH	2:04.282	2:04.282	0.000
20	8	MAY	1:13.120	8	MAY	52.262	20	8	MAY	2:05.382	2:05.656	0.274
21	59	HEBB	1:14.366	59	HEBB	52.711	21	59	HEBB	2:07.077	2:07.220	0.143
22	37	RANSLEY	1:16.194	37	RANSLEY	53.991	22	37	RANSLEY	2:10.185	2:11.165	0.980

International Sidecar Revival 2022

The Lansdowne Classic Series

RACE 4 - STATISTICS

Competitors Started 22
Planned Start 2022-08-06 @ 12:25:00.000
Actual Start 2022-08-06 @ 12:53:57.173
Finish Time 2022-08-06 @ 13:04:54.387
Track Length 2.1800mi.
Total Laps 131
Total Distance Covered 285.5824mi.

Session Fastest Lap History

NO	CL	NAME	LAP TIME	TIME OF DAY	LAP	VEHICLE
50	11A	George THOMAS	1:49.135	12:57:41.199	2	Norton MANX
4	11A	Mike HOSE	1:49.073	12:57:41.246	2	Matchless G50
50	11A	George THOMAS	1:48.314	12:59:29.514	3	Norton MANX
4	11A	Mike HOSE	1:48.293	13:01:18.642	4	Matchless G50
4	11A	Mike HOSE	1:48.097	13:03:06.739	5	Matchless G50
50	11A	George THOMAS	1:47.949	13:04:54.399	6	Norton MANX

Session Leader History

NO	CL	NAME	FROM LAP	LAPS LED	DISTANCE	VEHICLE
50	11A	George THOMAS	1	6	13.08 miles	Norton MANX

Flag History

TYPE	TIME OF DAY
GREEN	12:53:57.173
FINISH	13:04:54.387

Flag Statistics

TYPE	COUNT	TOTAL LAPS	TOTAL TIME
Green	1	6	13:03.288
Red	0	0	0.000
Safety Car	0	0	0.000
FCY	0	0	0.000

International Sidecar Revival 2022

The Lansdowne Classic Series

RACE 4 - STATISTICS

CLASS : 11B

12 Starters

Fastest Lap History

NO	NAME	LAP TIME	TIME OF DAY	LAP	VEHICLE
56	Matthew HEBB	1:51.389	12:57:45.897	2	Norton MANX
56	Matthew HEBB	1:51.177	13:01:28.975	4	Norton MANX
52	Robin STOKES	1:50.980	13:01:29.621	4	Norton MANX
52	Robin STOKES	1:50.630	13:03:20.251	5	Norton MANX

Leader History

NO	NAME	FROM LAP	LAPS LED	DISTANCE	VEHICLE
56	Matthew HEBB	1	4	8.72 miles	Norton MANX
52	Robin STOKES	5	2	4.36 miles	Norton MANX

International Sidecar Revival 2022

The Lansdowne Classic Series

RACE 4 - STATISTICS

CLASS : 11A

4 Starters

Fastest Lap History

NO	NAME	LAP TIME	TIME OF DAY	LAP	VEHICLE
50	George THOMAS	1:49.135	12:57:41.199	2	Norton MANX
4	Mike HOSE	1:49.073	12:57:41.246	2	Matchless G50
50	George THOMAS	1:48.314	12:59:29.514	3	Norton MANX
4	Mike HOSE	1:48.293	13:01:18.642	4	Matchless G50
4	Mike HOSE	1:48.097	13:03:06.739	5	Matchless G50
50	George THOMAS	1:47.949	13:04:54.399	6	Norton MANX

Leader History

NO	NAME	FROM LAP	LAPS LED	DISTANCE	VEHICLE
50	George THOMAS	1	6	13.08 miles	Norton MANX

International Sidecar Revival 2022

The Lansdowne Classic Series

RACE 4 - STATISTICS

CLASS : 11D

3 Starters

Fastest Lap History

NO	NAME	LAP TIME	TIME OF DAY	LAP	VEHICLE
25	Mike FARRALL	1:56.331	12:57:59.449	2	Rudge TTR
25	Mike FARRALL	1:56.137	12:59:55.573	3	Rudge TTR
25	Mike FARRALL	1:55.278	13:01:50.865	4	Rudge TTR

Leader History

NO	NAME	FROM LAP	LAPS LED	DISTANCE	VEHICLE
49	Richard HANN	1	1	2.18 miles	G50 MANX
25	Mike FARRALL	2	5	10.90 miles	Rudge TTR

International Sidecar Revival 2022

The Lansdowne Classic Series

RACE 4 - STATISTICS

CLASS : 11C

3 Starters

Fastest Lap History

NO	NAME	LAP TIME	TIME OF DAY	LAP	VEHICLE
72	John CRAGG	2:04.002	12:58:13.342	2	Norton MANX
72	John CRAGG	2:03.088	13:02:24.672	4	Norton MANX

Leader History

NO	NAME	FROM LAP	LAPS LED	DISTANCE	VEHICLE
72	John CRAGG	1	6	13.08 miles	Norton MANX



International Sidecar Revival 2022

The Lansdowne Classic Series

RACE 11 - CLASSIFICATION

POS	NO	CL	PIC	NAME	ENTRY	LAPS	TIME	GAP	DIFF	MPH	BEST	ON
1	4	11A	1	Mike HOSE	Matchless G50 - ripleyland	5	9:11.820			71.11	1:48.949	2
2	50	11A	2	George THOMAS	Norton MANX - Tony Dunnell	5	9:12.394	0.574	0.574	71.03	1:48.857	5
3	129	11A	3	Luke BAILEY	Matchless G50 - Holman Wilfley LTD	5	9:14.179	2.359	1.785	70.80	1:49.154	4
4	22	11A	4	Tony PERKIN	Norton MANX - Geartech	5	9:22.958	11.138	8.779	69.70	1:51.229	4
5	56	11B	1	Matthew HEBB	Norton MANX -	5	9:23.486	11.666	0.528	69.63	1:51.104	2
6	52	11B	2	Robin STOKES	Norton MANX -	5	9:36.662	24.842	13.176	68.04	1:52.296	4
7	61	11B	3	Steve PARROTT	Norton MANX - Albury Care	5	9:40.810	28.990	4.148	67.56	1:54.975	5
8	45	11B	4	Seb PEREZ	Matchless G50 -	5	9:42.620	30.800	1.810	67.35	1:53.846	4
9	3	11B	5	Nick BEDFORD	Norton MANX - Banx Race Paint	5	9:46.938	35.118	4.318	66.85	1:55.609	3
10	25	11D	1	Mike FARRALL	Rudge TTR -	5	9:50.368	38.548	3.430	66.46	1:54.769	4
11	49	11D	2	Richard HANN	G50 MANX -	5	9:54.781	42.961	4.413	65.97	1:57.651	5
12	5	11B	6	Ian LUCAS	Norton MANX 500 - Jack Gooch	5	9:57.222	45.402	2.441	65.70	1:57.096	3
13	33	11B	7	Andrew GLASGOW	Norton MANX - Hiab service (hw) ltd	5	9:57.422	45.602	0.200	65.68	1:56.848	5
14	63	11B	8	Harry COLE	Norton Manx -	5	10:00.331	48.511	2.909	65.36	1:57.549	5
15	631	11B	9	Angela CRAGG	Norton DOMINATOR - Roger Munsey	5	10:04.172	52.352	3.841	64.94	1:58.637	3
16	53	11B	10	Richard DAWSON	Norton MANX -	5	10:10.305	58.485	6.133	64.29	2:00.012	3
17	27	11B	11	Derek BUNNING	Matchless G50 - Lynx Garage	5	10:25.326	1:13.506	15.021	62.75	2:03.373	2
18	72	11C	1	John CRAGG	Norton MANX -	5	10:34.808	1:22.988	9.482	61.81	2:03.966	2
19	8	11D	3	Jimmy MAY	Norton MANX -	5	10:35.045	1:23.225	0.237	61.79	2:04.035	4
20	65	11B	12	Ken PERCH	Norton MANX -	5	10:35.138	1:23.318	0.093	61.78	2:04.043	5
21	59	11C	2	David HEBB	Norton MANX -	5	11:02.899	1:51.079	27.761	59.19	2:10.804	3
22	37	11C	3	Clifford RANSLEY	Norton MANX - jack gooch	5	11:10.269	1:58.449	7.370	58.54	2:11.952	2
23	26	11D	4	Paul STEPHEN	Norton INTERNATIONAL 40M -	5	11:27.584	2:15.764	17.315	57.06	2:15.926	2

FASTEST LAP

50	11A	George THOMAS	Norton MANX - Tony Dunnell	5	1:48.857	72.09 mph	116.02 kph
56	11B	Matthew HEBB	Norton MANX -	2	1:51.104	70.63 mph	113.67 kph
25	11D	Mike FARRALL	Rudge TTR -	4	1:54.769	68.38 mph	110.04 kph
72	11C	John CRAGG	Norton MANX -	2	2:03.966	63.30 mph	101.88 kph

Class 11A - 92.5% of Race Speed = 65.77 mph

Class 11B - 92.5% of Race Speed = 64.40 mph

Class 11D - 92.5% of Race Speed = 61.47 mph

Class 11C - 92.5% of Race Speed = 57.17 mph

Weather / Track : Bright / Dry

These results are provisional until the conclusion of any judicial and technical matters.

Race Distance: 5 Laps / 10.90 miles

Cadwell Park: 2.1800 miles

Date: 06/08/2022 Start: 17:00 Finish: 17:09

Clerk Of Course :	Stewards :	Timekeeper : <i>Craig Smith</i>
-------------------	------------	------------------------------------

Results can be found at www.tsl-timing.com

Printed - 17:12 Saturday, 06 August 2022



International Sidecar Revival 2022

The Lansdowne Classic Series

RACE 11 - LAP CHART

LAP 1 @ 17:02:02.199

NO	BEHIND	LAP TIME
50		1:53.979
4	0.454	1:54.433
22	2.498	1:56.477
129	2.862	1:56.841
56	3.975	1:57.954
61	5.896	1:59.875
45	6.457	2:00.436
52	6.559	2:00.538
3	9.424	2:03.403
49	9.747	2:03.726
5	10.900	2:04.879
631	11.355	2:05.334
25	11.459	2:05.438
33	12.139	2:06.118
63	12.755	2:06.734
53	14.292	2:08.271
27	16.565	2:10.544
72	20.179	2:14.158
65	20.569	2:14.548
8	21.329	2:15.308
59	22.378	2:16.357
37	24.520	2:18.499
26	27.460	2:21.439

LAP 2 @ 17:03:51.381

NO	BEHIND	LAP TIME
50		1:49.182
4	0.221	1:48.949
129	3.140	1:49.460
22	5.350	1:52.034
56	5.897	1:51.104
61	12.166	1:55.452
45	12.677	1:55.402
52	13.006	1:55.629
3	16.407	1:56.165
49	18.456	1:57.891
25	19.103	1:56.826
5	20.113	1:58.395
631	21.443	1:59.270
33	21.638	1:58.681
63	21.762	1:58.189
53	25.278	2:00.168
27	30.756	2:03.373
72	34.963	2:03.966
65	36.762	2:05.375
8	37.568	2:05.421
59	44.874	2:11.678
37	47.290	2:11.952
26	54.204	2:15.926

LAP 3 @ 17:05:40.925

NO	BEHIND	LAP TIME
50		1:49.544
4	0.106	1:49.429
129	2.809	1:49.213
22	7.475	1:51.669
56	7.937	1:51.584
61	18.034	1:55.412
52	18.290	1:54.828
45	20.188	1:57.055
3	22.472	1:55.609
49	26.659	1:57.747

25	27.103	1:57.544
5	27.665	1:57.096
63	30.449	1:58.231
631	30.536	1:58.637
33	30.840	1:58.746
53	35.746	2:00.012
27	45.153	2:03.941
72	50.780	2:05.361
65	52.475	2:05.257
8	52.890	2:04.866
59	1:06.134	2:10.804
37	1:10.732	2:12.986
26	1:20.663	2:16.003

LAP 4 @ 17:07:30.972

NO	BEHIND	LAP TIME
4		1:49.941
50	0.785	1:50.832
129	1.916	1:49.154
22	8.657	1:51.229
56	9.368	1:51.478
52	20.539	1:52.296
61	23.083	1:55.096
45	23.987	1:53.846
3	28.174	1:55.749
25	31.825	1:54.769
49	34.378	1:57.766
5	35.765	1:58.147
33	37.822	1:57.029
63	40.030	1:59.628
631	41.313	2:00.824
53	46.109	2:00.410
27	58.543	2:03.437
72	1:06.092	2:05.359
8	1:06.878	2:04.035
65	1:08.343	2:05.915
59	1:28.452	2:12.365
37	1:33.953	2:13.268
26	1:46.973	2:16.357

LAP 5 @ 17:09:20.040

NO	BEHIND	LAP TIME
4		1:49.068
50	0.574	1:48.857
129	2.359	1:49.511
22	11.138	1:51.549
56	11.666	1:51.366
52	24.842	1:53.371
61	28.990	1:54.975
45	30.800	1:55.881
3	35.118	1:56.012
25	38.548	1:55.791
49	42.961	1:57.651
5	45.402	1:58.705
33	45.602	1:56.848
63	48.511	1:57.549
631	52.352	2:00.107
53	58.485	2:01.444
27	1:13.506	2:04.031
72	1:22.988	2:05.964
8	1:23.225	2:05.415
65	1:23.318	2:04.043
59	1:51.079	2:11.695
37	1:58.449	2:13.564
26	2:15.764	2:17.859

International Sidecar Revival 2022

The Lansdowne Classic Series

RACE 11 - SECTOR ANALYSIS



SECTOR 1 = FL to I1, SECTOR 2 = I1 to FL, DIFF = Difference To Personal Best Lap, P = Crossed Finish Line in Pit Lane, D = Time Disallowed

P1		4 11A		Mike HOSE		Matchless G50 - ripleycland	
IDEAL LAP TIME : 1:48.849		BEST LAP TIME : 1:48.949		DIFFERENCE : 0.100			
LAP	SECTOR 1	SECTOR 2	LAP TIME	MPH	DIFF	TIME OF DAY	
1 -		45.340	1:54.433	68.58	5.484	17:02:02.653	
2 -	1:03.702	45.247	1:48.949 (1)	72.03		17:03:51.602	
3 -	1:04.266	45.163	1:49.429 (3)	71.71	0.480	17:05:41.031	
4 -	1:04.145	45.796	1:49.941	71.38	0.992	17:07:30.972	
5 -	1:03.686	45.382	1:49.068 (2)	71.95	0.119	17:09:20.040	

P2		50 11A		George THOMAS		Norton MANX - Tony Dunnell	
IDEAL LAP TIME : 1:48.424		BEST LAP TIME : 1:48.857		DIFFERENCE : 0.433			
LAP	SECTOR 1	SECTOR 2	LAP TIME	MPH	DIFF	TIME OF DAY	
1 -		45.126	1:53.979	68.85	5.122	17:02:02.199	
2 -	1:03.734	45.448	1:49.182 (2)	71.88	0.325	17:03:51.381	
3 -	1:04.309	45.235	1:49.544 (3)	71.64	0.687	17:05:40.925	
4 -	1:04.281	46.551	1:50.832	70.81	1.975	17:07:31.757	
5 -	1:03.298	45.559	1:48.857 (1)	72.09		17:09:20.614	

P3		129 11A		Luke BAILEY		Matchless G50 - Holman Wilfley LTD	
IDEAL LAP TIME : 1:48.816		BEST LAP TIME : 1:49.154		DIFFERENCE : 0.338			
LAP	SECTOR 1	SECTOR 2	LAP TIME	MPH	DIFF	TIME OF DAY	
1 -		46.457	1:56.841	67.16	7.687	17:02:05.061	
2 -	1:03.755	45.705	1:49.460 (3)	71.69	0.306	17:03:54.521	
3 -	1:03.582	45.631	1:49.213 (2)	71.86	0.059	17:05:43.734	
4 -	1:03.198	45.956	1:49.154 (1)	71.89		17:07:32.888	
5 -	1:03.893	45.618	1:49.511	71.66	0.357	17:09:22.399	

P4		22 11A		Tony PERKIN		Norton MANX - Geartech	
IDEAL LAP TIME : 1:50.659		BEST LAP TIME : 1:51.229		DIFFERENCE : 0.570			
LAP	SECTOR 1	SECTOR 2	LAP TIME	MPH	DIFF	TIME OF DAY	
1 -		46.364	1:56.477	67.37	5.248	17:02:04.697	
2 -	1:05.335	46.699	1:52.034	70.05	0.805	17:03:56.731	
3 -	1:04.928	46.741	1:51.669 (3)	70.27	0.440	17:05:48.400	
4 -	1:04.387	46.842	1:51.229 (1)	70.55		17:07:39.629	
5 -	1:05.277	46.272	1:51.549 (2)	70.35	0.320	17:09:31.178	

P5		56 11B		Matthew HEBB		Norton MANX -	
IDEAL LAP TIME : 1:51.056		BEST LAP TIME : 1:51.104		DIFFERENCE : 0.048			
LAP	SECTOR 1	SECTOR 2	LAP TIME	MPH	DIFF	TIME OF DAY	
1 -		46.260	1:57.954	66.53	6.850	17:02:06.174	
2 -	1:04.814	46.290	1:51.104 (1)	70.63		17:03:57.278	
3 -	1:04.954	46.630	1:51.584	70.33	0.480	17:05:48.862	
4 -	1:05.171	46.307	1:51.478 (3)	70.40	0.374	17:07:40.340	
5 -	1:04.796	46.570	1:51.366 (2)	70.47	0.262	17:09:31.706	

P6		52 11B		Robin STOKES		Norton MANX -	
IDEAL LAP TIME : 1:52.296		BEST LAP TIME : 1:52.296		DIFFERENCE : 0.000			
LAP	SECTOR 1	SECTOR 2	LAP TIME	MPH	DIFF	TIME OF DAY	
1 -		47.730	2:00.538	65.10	8.242	17:02:08.758	
2 -	1:06.930	48.699	1:55.629	67.87	3.333	17:04:04.387	
3 -	1:06.389	48.439	1:54.828 (3)	68.34	2.532	17:05:59.215	
4 -	1:05.484	46.812	1:52.296 (1)	69.88		17:07:51.511	
5 -	1:05.590	47.781	1:53.371 (2)	69.22	1.075	17:09:44.882	

International Sidecar Revival 2022

The Lansdowne Classic Series

RACE 11 - SECTOR ANALYSIS



SECTOR 1 = FL to I1, SECTOR 2 = I1 to FL, DIFF = Difference To Personal Best Lap, P = Crossed Finish Line in Pit Lane, D = Time Disallowed

P7 61 11B Steve PARROTT		Norton MANX - Albury Care				
IDEAL LAP TIME : 1:54.478		BEST LAP TIME : 1:54.975		DIFFERENCE : 0.497		
LAP	SECTOR 1	SECTOR 2	LAP TIME	MPH	DIFF	TIME OF DAY
1 -		48.395	1:59.875	65.46	4.900	17:02:08.095
2 -	1:06.888	48.564	1:55.452	67.97	0.477	17:04:03.547
3 -	1:06.822	48.590	1:55.412 (3)	68.00	0.437	17:05:58.959
4 -	1:06.793	48.303	1:55.096 (2)	68.18	0.121	17:07:54.055
5 -	1:06.175	48.800	1:54.975 (1)	68.25		17:09:49.030

P8 45 11B Seb PEREZ		Matchless G50 -				
IDEAL LAP TIME : 1:53.846		BEST LAP TIME : 1:53.846		DIFFERENCE : 0.000		
LAP	SECTOR 1	SECTOR 2	LAP TIME	MPH	DIFF	TIME OF DAY
1 -		48.311	2:00.436	65.16	6.590	17:02:08.656
2 -	1:06.624	48.778	1:55.402 (2)	68.00	1.556	17:04:04.058
3 -	1:06.991	50.064	1:57.055	67.04	3.209	17:06:01.113
4 -	1:05.752	48.094	1:53.846 (1)	68.93		17:07:54.959
5 -	1:06.439	49.442	1:55.881 (3)	67.72	2.035	17:09:50.840

P9 3 11B Nick BEDFORD		Norton MANX - Banx Race Paint				
IDEAL LAP TIME : 1:55.483		BEST LAP TIME : 1:55.609		DIFFERENCE : 0.126		
LAP	SECTOR 1	SECTOR 2	LAP TIME	MPH	DIFF	TIME OF DAY
1 -		49.099	2:03.403	63.59	7.794	17:02:11.623
2 -	1:07.770	48.395	1:56.165	67.55	0.556	17:04:07.788
3 -	1:07.249	48.360	1:55.609 (1)	67.88		17:06:03.397
4 -	1:07.123	48.626	1:55.749 (2)	67.80	0.140	17:07:59.146
5 -	1:07.444	48.568	1:56.012 (3)	67.64	0.403	17:09:55.158

P10 25 11D Mike FARRALL		Rudge TTR -				
IDEAL LAP TIME : 1:54.769		BEST LAP TIME : 1:54.769		DIFFERENCE : 0.000		
LAP	SECTOR 1	SECTOR 2	LAP TIME	MPH	DIFF	TIME OF DAY
1 -		48.977	2:05.438	62.56	10.669	17:02:13.658
2 -	1:07.967	48.859	1:56.826 (3)	67.17	2.057	17:04:10.484
3 -	1:08.008	49.536	1:57.544	66.76	2.775	17:06:08.028
4 -	1:06.868	47.901	1:54.769 (1)	68.38		17:08:02.797
5 -	1:07.223	48.568	1:55.791 (2)	67.77	1.022	17:09:58.588

P11 49 11D Richard HANN		G50 MANX -				
IDEAL LAP TIME : 1:57.436		BEST LAP TIME : 1:57.651		DIFFERENCE : 0.215		
LAP	SECTOR 1	SECTOR 2	LAP TIME	MPH	DIFF	TIME OF DAY
1 -		49.723	2:03.726	63.43	6.075	17:02:11.946
2 -	1:08.242	49.649	1:57.891	66.57	0.240	17:04:09.837
3 -	1:08.127	49.620	1:57.747 (2)	66.65	0.096	17:06:07.584
4 -	1:08.083	49.683	1:57.766 (3)	66.64	0.115	17:08:05.350
5 -	1:07.816	49.835	1:57.651 (1)	66.70		17:10:03.001

P12 5 11B Ian LUCAS		Norton MANX 500 - Jack Gooch				
IDEAL LAP TIME : 1:57.096		BEST LAP TIME : 1:57.096		DIFFERENCE : 0.000		
LAP	SECTOR 1	SECTOR 2	LAP TIME	MPH	DIFF	TIME OF DAY
1 -		49.698	2:04.879	62.84	7.783	17:02:13.099
2 -	1:09.270	49.125	1:58.395 (3)	66.28	1.299	17:04:11.494
3 -	1:08.211	48.885	1:57.096 (1)	67.02		17:06:08.590
4 -	1:08.604	49.543	1:58.147 (2)	66.42	1.051	17:08:06.737
5 -	1:09.051	49.654	1:58.705	66.11	1.609	17:10:05.442

International Sidecar Revival 2022

The Lansdowne Classic Series

RACE 11 - SECTOR ANALYSIS



SECTOR 1 = FL to I1, SECTOR 2 = I1 to FL, DIFF = Difference To Personal Best Lap, P = Crossed Finish Line in Pit Lane, D = Time Disallowed

P13 33 11B Andrew GLASGOW		Norton MANX - Hiab service (hw) ltd				
IDEAL LAP TIME : 1:55.017		BEST LAP TIME : 1:56.848		DIFFERENCE : 1.831		
LAP	SECTOR 1	SECTOR 2	LAP TIME	MPH	DIFF	TIME OF DAY
1 -		49.415	2:06.118	62.22	9.270	17:02:14.338
2 -	1:08.986	49.695	1:58.681 (3)	66.12	1.833	17:04:13.019
3 -	1:09.990	48.756	1:58.746	66.09	1.898	17:06:11.765
4 -	1:09.357	47.672	1:57.029 (2)	67.06	0.181	17:08:08.794
5 -	1:07.345	49.503	1:56.848 (1)	67.16		17:10:05.642

P14 63 11B Harry COLE		Norton Manx -				
IDEAL LAP TIME : 1:57.044		BEST LAP TIME : 1:57.549		DIFFERENCE : 0.505		
LAP	SECTOR 1	SECTOR 2	LAP TIME	MPH	DIFF	TIME OF DAY
1 -		49.279	2:06.734	61.92	9.185	17:02:14.954
2 -	1:08.910	49.279	1:58.189 (2)	66.40	0.640	17:04:13.143
3 -	1:09.622	48.609	1:58.231 (3)	66.37	0.682	17:06:11.374
4 -	1:10.332	49.296	1:59.628	65.60	2.079	17:08:11.002
5 -	1:08.435	49.114	1:57.549 (1)	66.76		17:10:08.551

P15 631 11B Angela CRAGG		Norton DOMINATOR - Roger Munsey				
IDEAL LAP TIME : 1:58.621		BEST LAP TIME : 1:58.637		DIFFERENCE : 0.016		
LAP	SECTOR 1	SECTOR 2	LAP TIME	MPH	DIFF	TIME OF DAY
1 -		49.449	2:05.334	62.61	6.697	17:02:13.554
2 -	1:09.499	49.771	1:59.270 (2)	65.80	0.633	17:04:12.824
3 -	1:09.172	49.465	1:58.637 (1)	66.15		17:06:11.461
4 -	1:10.570	50.254	2:00.824	64.95	2.187	17:08:12.285
5 -	1:09.252	50.855	2:00.107 (3)	65.34	1.470	17:10:12.392

P16 53 11B Richard DAWSON		Norton MANX -				
IDEAL LAP TIME : 1:59.784		BEST LAP TIME : 2:00.012		DIFFERENCE : 0.228		
LAP	SECTOR 1	SECTOR 2	LAP TIME	MPH	DIFF	TIME OF DAY
1 -		50.238	2:08.271	61.18	8.259	17:02:16.491
2 -	1:09.546	50.622	2:00.168 (2)	65.30	0.156	17:04:16.659
3 -	1:09.690	50.322	2:00.012 (1)	65.39		17:06:16.671
4 -	1:10.099	50.311	2:00.410 (3)	65.17	0.398	17:08:17.081
5 -	1:10.380	51.064	2:01.444	64.62	1.432	17:10:18.525

P17 27 11B Derek BUNNING		Matchless G50 - Lynx Garage				
IDEAL LAP TIME : 2:02.961		BEST LAP TIME : 2:03.373		DIFFERENCE : 0.412		
LAP	SECTOR 1	SECTOR 2	LAP TIME	MPH	DIFF	TIME OF DAY
1 -		51.070	2:10.544	60.11	7.171	17:02:18.764
2 -	1:11.891	51.482	2:03.373 (1)	63.61		17:04:22.137
3 -	1:12.867	51.074	2:03.941 (3)	63.32	0.568	17:06:26.078
4 -	1:12.272	51.165	2:03.437 (2)	63.57	0.064	17:08:29.515
5 -	1:12.540	51.491	2:04.031	63.27	0.658	17:10:33.546

P18 72 11C John CRAGG		Norton MANX -				
IDEAL LAP TIME : 2:03.966		BEST LAP TIME : 2:03.966		DIFFERENCE : 0.000		
LAP	SECTOR 1	SECTOR 2	LAP TIME	MPH	DIFF	TIME OF DAY
1 -		52.903	2:14.158	58.49	10.192	17:02:22.378
2 -	1:11.408	52.558	2:03.966 (1)	63.30		17:04:26.344
3 -	1:12.090	53.271	2:05.361 (3)	62.60	1.395	17:06:31.705
4 -	1:12.762	52.597	2:05.359 (2)	62.60	1.393	17:08:37.064
5 -	1:12.657	53.307	2:05.964	62.30	1.998	17:10:43.028

International Sidecar Revival 2022

The Lansdowne Classic Series

RACE 11 - SECTOR ANALYSIS



SECTOR 1 = FL to I1, SECTOR 2 = I1 to FL, DIFF = Difference To Personal Best Lap, P = Crossed Finish Line in Pit Lane, D = Time Disallowed

P19	8 11D	Jimmy MAY	Norton MANX -			
IDEAL LAP TIME : 2:03.742		BEST LAP TIME : 2:04.035	DIFFERENCE : 0.293			

LAP	SECTOR 1	SECTOR 2	LAP TIME	MPH	DIFF	TIME OF DAY
1 -		53.282	2:15.308	58.00	11.273	17:02:23.528
2 -	1:13.045	52.376	2:05.421	62.57	1.386	17:04:28.949
3 -	1:12.889	51.977	2:04.866 (2)	62.85	0.831	17:06:33.815
4 -	1:11.765	52.270	2:04.035 (1)	63.27		17:08:37.850
5 -	1:12.461	52.954	2:05.415 (3)	62.57	1.380	17:10:43.265

P20	65 11B	Ken PERCH	Norton MANX -			
IDEAL LAP TIME : 2:03.861		BEST LAP TIME : 2:04.043	DIFFERENCE : 0.182			

LAP	SECTOR 1	SECTOR 2	LAP TIME	MPH	DIFF	TIME OF DAY
1 -		52.590	2:14.548	58.32	10.505	17:02:22.768
2 -	1:12.365	53.010	2:05.375 (3)	62.59	1.332	17:04:28.143
3 -	1:12.575	52.682	2:05.257 (2)	62.65	1.214	17:06:33.400
4 -	1:12.714	53.201	2:05.915	62.32	1.872	17:08:39.315
5 -	1:11.271	52.772	2:04.043 (1)	63.26		17:10:43.358

P21	59 11C	David HEBB	Norton MANX -			
IDEAL LAP TIME : 2:10.619		BEST LAP TIME : 2:10.804	DIFFERENCE : 0.185			

LAP	SECTOR 1	SECTOR 2	LAP TIME	MPH	DIFF	TIME OF DAY
1 -		53.780	2:16.357	57.55	5.553	17:02:24.577
2 -	1:17.464	54.214	2:11.678 (2)	59.60	0.874	17:04:36.255
3 -	1:16.839	53.965	2:10.804 (1)	59.99		17:06:47.059
4 -	1:18.107	54.258	2:12.365	59.29	1.561	17:08:59.424
5 -	1:16.972	54.723	2:11.695 (3)	59.59	0.891	17:11:11.119

P22	37 11C	Clifford RANSLEY	Norton MANX - jack gooch			
IDEAL LAP TIME : 2:11.676		BEST LAP TIME : 2:11.952	DIFFERENCE : 0.276			

LAP	SECTOR 1	SECTOR 2	LAP TIME	MPH	DIFF	TIME OF DAY
1 -		54.192	2:18.499	56.66	6.547	17:02:26.719
2 -	1:17.684	54.268	2:11.952 (1)	59.47		17:04:38.671
3 -	1:17.484	55.502	2:12.986 (2)	59.01	1.034	17:06:51.657
4 -	1:18.608	54.660	2:13.268 (3)	58.88	1.316	17:09:04.925
5 -	1:18.291	55.273	2:13.564	58.75	1.612	17:11:18.489

P23	26 11D	Paul STEPHEN	Norton INTERNATIONAL 40M -			
IDEAL LAP TIME : 2:15.108		BEST LAP TIME : 2:15.926	DIFFERENCE : 0.818			

LAP	SECTOR 1	SECTOR 2	LAP TIME	MPH	DIFF	TIME OF DAY
1 -		54.862	2:21.439	55.48	5.513	17:02:29.659
2 -	1:20.246	55.680	2:15.926 (1)	57.73		17:04:45.585
3 -	1:20.832	55.171	2:16.003 (2)	57.70	0.077	17:07:01.588
4 -	1:20.839	55.518	2:16.357 (3)	57.55	0.431	17:09:17.945
5 -	1:21.750	56.109	2:17.859	56.92	1.933	17:11:35.804

International Sidecar Revival 2022

The Lansdowne Classic Series

RACE 11 - BEST SECTORS

SECTOR 1			SECTOR 2			IDEAL / BEST COMPARISON						
POS	NO	NAME	TIME	NO	NAME	TIME	POS	NO	NAME	IDEAL	BEST	DIFF
1	129	BAILEY	1:03.198	50	THOMAS	45.126	1	50	THOMAS	1:48.424	1:48.857	0.433
2	50	THOMAS	1:03.298	4	HOSE	45.163	2	129	BAILEY	1:48.816	1:49.154	0.338
3	4	HOSE	1:03.686	129	BAILEY	45.618	3	4	HOSE	1:48.849	1:48.949	0.100
4	22	PERKIN	1:04.387	56	HEBB	46.260	4	22	PERKIN	1:50.659	1:51.229	0.570
5	56	HEBB	1:04.796	22	PERKIN	46.272	5	56	HEBB	1:51.056	1:51.104	0.048
6	52	STOKES	1:05.484	52	STOKES	46.812	6	52	STOKES	1:52.296	1:52.296	0.000
7	45	PEREZ	1:05.752	33	GLASGOW	47.672	7	45	PEREZ	1:53.846	1:53.846	0.000
8	61	PARROTT	1:06.175	25	FARRALL	47.901	8	61	PARROTT	1:54.478	1:54.975	0.497
9	25	FARRALL	1:06.868	45	PEREZ	48.094	9	25	FARRALL	1:54.769	1:54.769	0.000
10	3	BEDFORD	1:07.123	61	PARROTT	48.303	10	33	GLASGOW	1:55.017	1:56.848	1.831
11	33	GLASGOW	1:07.345	3	BEDFORD	48.360	11	3	BEDFORD	1:55.483	1:55.609	0.126
12	49	HANN	1:07.816	63	COLE	48.609	12	63	COLE	1:57.044	1:57.549	0.505
13	5	LUCAS	1:08.211	5	LUCAS	48.885	13	5	LUCAS	1:57.096	1:57.096	0.000
14	63	COLE	1:08.435	631	CRAGG	49.449	14	49	HANN	1:57.436	1:57.651	0.215
15	631	CRAGG	1:09.172	49	HANN	49.620	15	631	CRAGG	1:58.621	1:58.637	0.016
16	53	DAWSON	1:09.546	53	DAWSON	50.238	16	53	DAWSON	1:59.784	2:00.012	0.228
17	65	PERCH	1:11.271	27	BUNNING	51.070	17	27	BUNNING	2:02.961	2:03.373	0.412
18	72	CRAGG	1:11.408	8	MAY	51.977	18	8	MAY	2:03.742	2:04.035	0.293
19	8	MAY	1:11.765	72	CRAGG	52.558	19	65	PERCH	2:03.861	2:04.043	0.182
20	27	BUNNING	1:11.891	65	PERCH	52.590	20	72	CRAGG	2:03.966	2:03.966	0.000
21	59	HEBB	1:16.839	59	HEBB	53.780	21	59	HEBB	2:10.619	2:10.804	0.185
22	37	RANSLEY	1:17.484	37	RANSLEY	54.192	22	37	RANSLEY	2:11.676	2:11.952	0.276
23	26	STEPHEN	1:20.246	26	STEPHEN	54.862	23	26	STEPHEN	2:15.108	2:15.926	0.818

PERFECT LAP 1:48.324

International Sidecar Revival 2022

The Lansdowne Classic Series

RACE 11 - STATISTICS

Competitors Started 23
Planned Start 2022-08-06 @ 16:59:00.000
Actual Start 2022-08-06 @ 17:00:08.219
Finish Time 2022-08-06 @ 17:09:20.039
Track Length 2.1800mi.
Total Laps 115
Total Distance Covered 250.7021mi.

Session Fastest Lap History

NO	CL	NAME	LAP TIME	TIME OF DAY	LAP	VEHICLE
50	11A	George THOMAS	1:49.182	17:03:51.397	2	Norton MANX
4	11A	Mike HOSE	1:48.949	17:03:51.614	2	Matchless G50
50	11A	George THOMAS	1:48.857	17:09:20.627	5	Norton MANX

Session Leader History

NO	CL	NAME	FROM LAP	LAPS LED	DISTANCE	VEHICLE
50	11A	George THOMAS	1	3	6.54 miles	Norton MANX
4	11A	Mike HOSE	4	2	4.36 miles	Matchless G50

Flag History

TYPE	TIME OF DAY
GREEN	17:00:08.219
FINISH	17:09:20.039

Flag Statistics

TYPE	COUNT	TOTAL LAPS	TOTAL TIME
Green	1	5	11:32.287
Red	0	0	0.000
Safety Car	0	0	0.000
FCY	0	0	0.000

International Sidecar Revival 2022

The Lansdowne Classic Series

RACE 11 - STATISTICS

CLASS : 11B

12 Starters

Fastest Lap History

NO	NAME	LAP TIME	TIME OF DAY	LAP	VEHICLE
56	Matthew HEBB	1:51.104	17:03:57.291	2	Norton MANX

Leader History

NO	NAME	FROM LAP	LAPS LED	DISTANCE	VEHICLE
56	Matthew HEBB	1	5	10.90 miles	Norton MANX

International Sidecar Revival 2022

The Lansdowne Classic Series

RACE 11 - STATISTICS

CLASS : 11A

4 Starters

Fastest Lap History

NO	NAME	LAP TIME	TIME OF DAY	LAP	VEHICLE
50	George THOMAS	1:49.182	17:03:51.397	2	Norton MANX
4	Mike HOSE	1:48.949	17:03:51.614	2	Matchless G50
50	George THOMAS	1:48.857	17:09:20.627	5	Norton MANX

Leader History

NO	NAME	FROM LAP	LAPS LED	DISTANCE	VEHICLE
50	George THOMAS	1	3	6.54 miles	Norton MANX
4	Mike HOSE	4	2	4.36 miles	Matchless G50

International Sidecar Revival 2022

The Lansdowne Classic Series

RACE 11 - STATISTICS

CLASS : 11D

4 Starters

Fastest Lap History

NO	NAME	LAP TIME	TIME OF DAY	LAP	VEHICLE
49	Richard HANN	1:57.891	17:04:09.849	2	G50 MANX
25	Mike FARRALL	1:56.826	17:04:10.497	2	Rudge TTR
25	Mike FARRALL	1:54.769	17:08:02.810	4	Rudge TTR

Leader History

NO	NAME	FROM LAP	LAPS LED	DISTANCE	VEHICLE
49	Richard HANN	1	3	6.54 miles	G50 MANX
25	Mike FARRALL	4	2	4.36 miles	Rudge TTR

International Sidecar Revival 2022

The Lansdowne Classic Series

RACE 11 - STATISTICS

CLASS : 11C

3 Starters

Fastest Lap History

NO	NAME	LAP TIME	TIME OF DAY	LAP	VEHICLE
72	John CRAGG	2:03.966	17:04:26.356	2	Norton MANX

Leader History

NO	NAME	FROM LAP	LAPS LED	DISTANCE	VEHICLE
72	John CRAGG	1	5	10.90 miles	Norton MANX



International Sidecar Revival 2022

The Lansdowne Classic Series

RACE 7 - CLASSIFICATION

POS	NO	CL	PIC	NAME	ENTRY	LAPS	TIME	GAP	DIFF	MPH	BEST	ON
1	4	11A	1	Mike HOSE	Matchless G50 - ripleland	7	12:45.932			71.72	1:47.441	7
2	50	11A	2	George THOMAS	Norton MANX - Tony Dunnell	7	12:45.953	0.021	0.021	71.72	1:47.154	7
3	129	11A	3	Luke BAILEY	Matchless G50 - Holman Wilfley LTD	7	12:58.771	12.839	12.818	70.54	1:49.069	4
4	56	11B	1	Matthew HEBB	Norton MANX -	7	13:02.243	16.311	3.472	70.22	1:50.565	3
5	52	11B	2	Robin STOKES	Norton MANX -	7	13:02.299	16.367	0.056	70.22	1:49.940	6
6	22	11A	4	Tony PERKIN	Norton MANX - Geartech	7	13:12.812	26.880	10.513	69.29	1:51.003	3
7	45	11B	3	Seb PEREZ	Matchless G50 -	7	13:25.698	39.766	12.886	68.18	1:53.894	4
8	25	11D	1	Mike FARRALL	Rudge TTR -	7	13:34.649	48.717	8.951	67.43	1:53.569	5
9	61	11B	4	Steve PARROTT	Norton MANX - Albury Care	7	13:37.896	51.964	3.247	67.16	1:55.524	3
10	3	11B	5	Nick BEDFORD	Norton MANX - Banx Race Paint	7	13:38.385	52.453	0.489	67.12	1:54.374	3
11	33	11B	6	Andrew GLASGOW	Norton MANX - Hiab service (hw) ltd	7	13:42.938	57.006	4.553	66.75	1:55.367	6
12	49	11D	2	Richard HANN	G50 MANX -	7	13:44.120	58.188	1.182	66.66	1:55.559	6
13	63	11B	7	Harry COLE	Norton Manx -	7	13:52.790	1:06.858	8.670	65.96	1:56.921	6
14	5	11B	8	Ian LUCAS	Norton MANX 500 - Jack Gooch	7	13:54.531	1:08.599	1.741	65.82	1:57.802	7
15	53	11B	9	Richard DAWSON	Norton MANX -	7	14:01.868	1:15.936	7.337	65.25	1:57.584	6
16	27	11B	10	Derek BUNNING	Matchless G50 - Lynx Garage	7	14:30.404	1:44.472	28.536	63.11	2:02.035	7
17	65	11B	11	Ken PERCH	Norton MANX -	7	14:36.113	1:50.181	5.709	62.70	2:01.774	6
18	72	11C	1	John CRAGG	Norton MANX -	7	14:37.167	1:51.235	1.054	62.62	2:03.591	2
19	8	11D	3	Jimmy MAY	Norton MANX -	7	14:40.498	1:54.566	3.331	62.39	2:03.197	5
20	37	11C	2	Clifford RANSLEY	Norton MANX - jack gooch	6	13:14.742	1 Lap	1 Lap	59.24	2:10.852	2
21	26	11D	4	Paul STEPHEN	Norton INTERNATIONAL 40M -	6	13:50.883	1 Lap	36.141	56.67	2:15.556	6

NOT CLASSIFIED

DNF	59	11C		David HEBB	Norton MANX -	0						
DNF	631	11B		Angela CRAGG	Norton DOMINATOR - Roger Munsey	0						

FASTEST LAP

50	11A	George THOMAS	Norton MANX - Tony Dunnell	7	1:47.154	73.24 mph	117.86 kph
52	11B	Robin STOKES	Norton MANX -	6	1:49.940	71.38 mph	114.88 kph
25	11D	Mike FARRALL	Rudge TTR -	5	1:53.569	69.10 mph	111.21 kph
72	11C	John CRAGG	Norton MANX -	2	2:03.591	63.50 mph	102.19 kph

Class 11A - 92.5% of Race Speed = 66.34 mph

Class 11B - 92.5% of Race Speed = 64.95 mph

Class 11D - 92.5% of Race Speed = 62.37 mph

Class 11C - 92.5% of Race Speed = 57.92 mph

Weather / Track : Bright / Dry

These results are provisional until the conclusion of any judicial and technical matters.

Race Distance: 7 Laps / 15.26 miles

Cadwell Park: 2.1800 miles

Date: 07/08/2022 Start: 12:47 Finish: 13:00

Clerk Of Course :

Stewards :

Timekeeper :

Craig Smith

Results can be found at www.tsl-timing.com

Printed - 13:02 Sunday, 07 August 2022



International Sidecar Revival 2022

The Lansdowne Classic Series

RACE 7 - LAP CHART

LAP 1 @ 12:49:10.636

NO	BEHIND	LAP TIME
50		1:54.209
4	0.034	1:54.243
22	1.882	1:56.091
129	2.237	1:56.446
56	2.646	1:56.855
52	4.039	1:58.248
61	6.377	2:00.586
45	6.732	2:00.941
49	8.779	2:02.988
33	8.968	2:03.177
3	9.293	2:03.502
25	9.784	2:03.993
5	10.874	2:05.083
63	12.847	2:07.056
53	13.956	2:08.165
27	16.487	2:10.696
72	17.911	2:12.120
8	19.278	2:13.487
65	20.095	2:14.304
37	23.645	2:17.854
26	30.553	2:24.762

LAP 2 @ 12:51:00.189

NO	BEHIND	LAP TIME
4		1:49.519
50	0.276	1:49.829
22	3.397	1:51.068
129	3.801	1:51.117
56	4.167	1:51.074
52	6.236	1:51.750
45	11.095	1:53.916
61	13.387	1:56.563
3	15.548	1:55.808
49	16.551	1:57.325
33	17.007	1:57.592
25	17.243	1:57.012
5	19.708	1:58.387
63	21.664	1:58.370
53	23.661	1:59.258
27	30.280	2:03.346
72	31.949	2:03.591
8	34.897	2:05.172
65	35.416	2:04.874
37	44.944	2:10.852
26	57.749	2:16.749

LAP 3 @ 12:52:48.665

NO	BEHIND	LAP TIME
50		1:48.200
4	0.335	1:48.811
22	5.924	1:51.003
56	6.256	1:50.565
129	6.542	1:51.217
52	8.256	1:50.496
45	16.739	1:54.120
61	20.435	1:55.524
3	21.446	1:54.374
49	25.204	1:57.129
25	25.369	1:56.602
33	25.700	1:57.169
5	29.203	1:57.971
63	30.600	1:57.412

53	33.952	1:58.767
27	45.462	2:03.658
72	48.033	2:04.560
8	51.049	2:04.628
65	51.366	2:04.426
37	1:08.054	2:11.586
26	1:25.552	2:16.279

LAP 4 @ 12:54:37.215

NO	BEHIND	LAP TIME
4		1:48.215
50	0.386	1:48.936
129	7.061	1:49.069
22	8.446	1:51.072
56	8.554	1:50.848
52	10.734	1:51.028
45	22.083	1:53.894
61	27.813	1:55.928
3	28.207	1:55.311
25	31.466	1:54.647
49	33.668	1:57.014
33	33.973	1:56.823
5	39.434	1:58.781
63	39.638	1:57.588
53	43.959	1:58.557
27	1:00.032	2:03.120
72	1:04.367	2:04.884
8	1:07.355	2:04.856
65	1:07.579	2:04.763
37	1:31.334	2:11.830

LAP 5 @ 12:56:26.244

NO	BEHIND	LAP TIME
4		1:49.029
50	0.015	1:48.658
26	1 Lap	2:17.994
129	7.485	1:49.453
56	10.517	1:50.992
22	12.231	1:52.814
52	12.326	1:50.621
45	27.469	1:54.415
61	34.519	1:55.735
3	34.871	1:55.693
25	36.006	1:53.569
49	41.345	1:56.706
33	41.745	1:56.801
63	48.161	1:57.552
5	49.005	1:58.600
53	53.594	1:58.664
27	1:15.123	2:04.120
72	1:19.075	2:03.737
65	1:21.429	2:02.879
8	1:21.523	2:03.197

LAP 6 @ 12:58:14.918

NO	BEHIND	LAP TIME
4		1:48.674
50	0.308	1:48.967
37	1 Lap	2:11.609
129	8.991	1:50.180
56	13.104	1:51.261
52	13.592	1:49.940
22	17.888	1:54.331
45	32.885	1:54.090

26	1 Lap	2:19.543
61	42.001	1:56.156
3	42.314	1:56.117
25	42.557	1:55.225
49	48.230	1:55.559
33	48.438	1:55.367
63	56.408	1:56.921
5	58.238	1:57.907
53	1:02.504	1:57.584
27	1:29.878	2:03.429
72	1:34.095	2:03.694
65	1:34.529	2:01.774
8	1:37.310	2:04.461

LAP 7 @ 13:00:02.359

NO	BEHIND	LAP TIME
4		1:47.441
50	0.021	1:47.154
129	12.839	1:51.289
56	16.311	1:50.648
52	16.367	1:50.216
22	26.880	1:56.433
37	1 Lap	2:11.011
45	39.766	1:54.322
25	48.717	1:53.601
61	51.964	1:57.404
3	52.453	1:57.580
33	57.006	1:56.009
49	58.188	1:57.399
26	1 Lap	2:15.556
63	1:06.858	1:57.891
5	1:08.599	1:57.802
53	1:15.936	2:00.873
27	1:44.472	2:02.035
65	1:50.181	2:03.093
72	1:51.235	2:04.581
8	1:54.566	2:04.697

International Sidecar Revival 2022

The Lansdowne Classic Series

RACE 7 - SECTOR ANALYSIS



SECTOR 1 = FL to I1, SECTOR 2 = I1 to FL, DIFF = Difference To Personal Best Lap, P = Crossed Finish Line in Pit Lane, D = Time Disallowed

P1		4 11A		Mike HOSE		Matchless G50 - ripleyleland	
IDEAL LAP TIME : 1:47.441		BEST LAP TIME : 1:47.441		DIFFERENCE : 0.000			
LAP	SECTOR 1	SECTOR 2	LAP TIME	MPH	DIFF	TIME OF DAY	
1 -		45.461	1:54.243	68.69	6.802	12:49:10.670	
2 -	1:04.205	45.314	1:49.519	71.65	2.078	12:51:00.189	
3 -	1:03.639	45.172	1:48.811	72.12	1.370	12:52:49.000	
4 -	1:03.181	45.034	1:48.215 (2)	72.52	0.774	12:54:37.215	
5 -	1:03.597	45.432	1:49.029	71.98	1.588	12:56:26.244	
6 -	1:02.930	45.744	1:48.674 (3)	72.21	1.233	12:58:14.918	
7 -	1:02.759	44.682	1:47.441 (1)	73.04		13:00:02.359	

P2		50 11A		George THOMAS		Norton MANX - Tony Dunnell	
IDEAL LAP TIME : 1:47.154		BEST LAP TIME : 1:47.154		DIFFERENCE : 0.000			
LAP	SECTOR 1	SECTOR 2	LAP TIME	MPH	DIFF	TIME OF DAY	
1 -		45.676	1:54.209	68.71	7.055	12:49:10.636	
2 -	1:04.534	45.295	1:49.829	71.45	2.675	12:51:00.465	
3 -	1:03.096	45.104	1:48.200 (2)	72.53	1.046	12:52:48.665	
4 -	1:03.970	44.966	1:48.936	72.04	1.782	12:54:37.601	
5 -	1:03.038	45.620	1:48.658 (3)	72.22	1.504	12:56:26.259	
6 -	1:03.670	45.297	1:48.967	72.02	1.813	12:58:15.226	
7 -	1:02.329	44.825	1:47.154 (1)	73.24		13:00:02.380	

P3		129 11A		Luke BAILEY		Matchless G50 - Holman Wilfley LTD	
IDEAL LAP TIME : 1:49.018		BEST LAP TIME : 1:49.069		DIFFERENCE : 0.051			
LAP	SECTOR 1	SECTOR 2	LAP TIME	MPH	DIFF	TIME OF DAY	
1 -		46.407	1:56.446	67.39	7.377	12:49:12.873	
2 -	1:04.645	46.472	1:51.117	70.62	2.048	12:51:03.990	
3 -	1:04.621	46.596	1:51.217	70.56	2.148	12:52:55.207	
4 -	1:03.521	45.548	1:49.069 (1)	71.95		12:54:44.276	
5 -	1:03.956	45.497	1:49.453 (2)	71.70	0.384	12:56:33.729	
6 -	1:04.336	45.844	1:50.180 (3)	71.22	1.111	12:58:23.909	
7 -	1:05.176	46.113	1:51.289	70.51	2.220	13:00:15.198	

P4		56 11B		Matthew HEBB		Norton MANX -	
IDEAL LAP TIME : 1:50.159		BEST LAP TIME : 1:50.565		DIFFERENCE : 0.406			
LAP	SECTOR 1	SECTOR 2	LAP TIME	MPH	DIFF	TIME OF DAY	
1 -		46.568	1:56.855	67.16	6.290	12:49:13.282	
2 -	1:04.543	46.531	1:51.074	70.65	0.509	12:51:04.356	
3 -	1:04.113	46.452	1:50.565 (1)	70.98		12:52:54.921	
4 -	1:04.523	46.325	1:50.848 (3)	70.80	0.283	12:54:45.769	
5 -	1:04.682	46.310	1:50.992	70.70	0.427	12:56:36.761	
6 -	1:05.215	46.046	1:51.261	70.53	0.696	12:58:28.022	
7 -	1:04.349	46.299	1:50.648 (2)	70.92	0.083	13:00:18.670	

P5		52 11B		Robin STOKES		Norton MANX -	
IDEAL LAP TIME : 1:49.601		BEST LAP TIME : 1:49.940		DIFFERENCE : 0.339			
LAP	SECTOR 1	SECTOR 2	LAP TIME	MPH	DIFF	TIME OF DAY	
1 -		47.143	1:58.248	66.36	8.308	12:49:14.675	
2 -	1:05.050	46.700	1:51.750	70.22	1.810	12:51:06.425	
3 -	1:03.912	46.584	1:50.496 (3)	71.02	0.556	12:52:56.921	
4 -	1:04.449	46.579	1:51.028	70.68	1.088	12:54:47.949	
5 -	1:04.254	46.367	1:50.621	70.94	0.681	12:56:38.570	
6 -	1:03.688	46.252	1:49.940 (1)	71.38		12:58:28.510	
7 -	1:03.349	46.867	1:50.216 (2)	71.20	0.276	13:00:18.726	

International Sidecar Revival 2022

The Lansdowne Classic Series

RACE 7 - SECTOR ANALYSIS



SECTOR 1 = FL to I1, SECTOR 2 = I1 to FL, DIFF = Difference To Personal Best Lap, P = Crossed Finish Line in Pit Lane, D = Time Disallowed

P6		22 11A		Tony PERKIN		Norton MANX - Geartech	
IDEAL LAP TIME : 1:50.698		BEST LAP TIME : 1:51.003		DIFFERENCE : 0.305			
LAP	SECTOR 1	SECTOR 2	LAP TIME	MPH	DIFF	TIME OF DAY	
1 -		46.241	1:56.091	67.60	5.088	12:49:12.518	
2 -	1:04.818	46.250	1:51.068 (2)	70.66	0.065	12:51:03.586	
3 -	1:04.694	46.309	1:51.003 (1)	70.70		12:52:54.589	
4 -	1:04.457	46.615	1:51.072 (3)	70.65	0.069	12:54:45.661	
5 -	1:05.987	46.827	1:52.814	69.56	1.811	12:56:38.475	
6 -	1:06.622	47.709	1:54.331	68.64	3.328	12:58:32.806	
7 -	1:08.103	48.330	1:56.433	67.40	5.430	13:00:29.239	

P7		45 11B		Seb PEREZ		Matchless G50 -	
IDEAL LAP TIME : 1:53.474		BEST LAP TIME : 1:53.894		DIFFERENCE : 0.420			
LAP	SECTOR 1	SECTOR 2	LAP TIME	MPH	DIFF	TIME OF DAY	
1 -		48.490	2:00.941	64.89	7.047	12:49:17.368	
2 -	1:06.023	47.893	1:53.916 (2)	68.89	0.022	12:51:11.284	
3 -	1:05.740	48.380	1:54.120	68.77	0.226	12:53:05.404	
4 -	1:05.670	48.224	1:53.894 (1)	68.90		12:54:59.298	
5 -	1:06.270	48.145	1:54.415	68.59	0.521	12:56:53.713	
6 -	1:05.581	48.509	1:54.090 (3)	68.78	0.196	12:58:47.803	
7 -	1:05.942	48.380	1:54.322	68.64	0.428	13:00:42.125	

P8		25 11D		Mike FARRALL		Rudge TTR -	
IDEAL LAP TIME : 1:53.471		BEST LAP TIME : 1:53.569		DIFFERENCE : 0.098			
LAP	SECTOR 1	SECTOR 2	LAP TIME	MPH	DIFF	TIME OF DAY	
1 -		48.465	2:03.993	63.29	10.424	12:49:20.420	
2 -	1:08.206	48.806	1:57.012	67.07	3.443	12:51:17.432	
3 -	1:07.123	49.479	1:56.602	67.30	3.033	12:53:14.034	
4 -	1:06.916	47.731	1:54.647 (3)	68.45	1.078	12:55:08.681	
5 -	1:06.271	47.298	1:53.569 (1)	69.10		12:57:02.250	
6 -	1:06.589	48.636	1:55.225	68.11	1.656	12:58:57.475	
7 -	1:06.401	47.200	1:53.601 (2)	69.08	0.032	13:00:51.076	

P9		61 11B		Steve PARROTT		Norton MANX - Albury Care	
IDEAL LAP TIME : 1:55.315		BEST LAP TIME : 1:55.524		DIFFERENCE : 0.209			
LAP	SECTOR 1	SECTOR 2	LAP TIME	MPH	DIFF	TIME OF DAY	
1 -		48.538	2:00.586	65.08	5.062	12:49:17.013	
2 -	1:07.712	48.851	1:56.563	67.32	1.039	12:51:13.576	
3 -	1:06.781	48.743	1:55.524 (1)	67.93		12:53:09.100	
4 -	1:07.012	48.916	1:55.928 (3)	67.69	0.404	12:55:05.028	
5 -	1:07.201	48.534	1:55.735 (2)	67.81	0.211	12:57:00.763	
6 -	1:07.431	48.725	1:56.156	67.56	0.632	12:58:56.919	
7 -	1:08.410	48.994	1:57.404	66.84	1.880	13:00:54.323	

P10		3 11B		Nick BEDFORD		Norton MANX - Banx Race Paint	
IDEAL LAP TIME : 1:54.051		BEST LAP TIME : 1:54.374		DIFFERENCE : 0.323			
LAP	SECTOR 1	SECTOR 2	LAP TIME	MPH	DIFF	TIME OF DAY	
1 -		48.786	2:03.502	63.54	9.128	12:49:19.929	
2 -	1:07.729	48.079	1:55.808	67.76	1.434	12:51:15.737	
3 -	1:06.924	47.450	1:54.374 (1)	68.61		12:53:10.111	
4 -	1:06.601	48.710	1:55.311 (2)	68.06	0.937	12:55:05.422	
5 -	1:07.437	48.256	1:55.693 (3)	67.83	1.319	12:57:01.115	
6 -	1:07.397	48.720	1:56.117	67.58	1.743	12:58:57.232	
7 -	1:08.412	49.168	1:57.580	66.74	3.206	13:00:54.812	

International Sidecar Revival 2022

The Lansdowne Classic Series

RACE 7 - SECTOR ANALYSIS



SECTOR 1 = FL to I1, SECTOR 2 = I1 to FL, DIFF = Difference To Personal Best Lap, P = Crossed Finish Line in Pit Lane, D = Time Disallowed

P11 33 11B Andrew GLASGOW		Norton MANX - Hiab service (hw) ltd				
IDEAL LAP TIME : 1:55.367		BEST LAP TIME : 1:55.367		DIFFERENCE : 0.000		
LAP	SECTOR 1	SECTOR 2	LAP TIME	MPH	DIFF	TIME OF DAY
1 -		48.834	2:03.177	63.71	7.810	12:49:19.604
2 -	1:08.742	48.850	1:57.592	66.73	2.225	12:51:17.196
3 -	1:08.216	48.953	1:57.169	66.98	1.802	12:53:14.365
4 -	1:07.683	49.140	1:56.823	67.17	1.456	12:55:11.188
5 -	1:07.782	49.019	1:56.801 (3)	67.19	1.434	12:57:07.989
6 -	1:07.178	48.189	1:55.367 (1)	68.02		12:59:03.356
7 -	1:07.487	48.522	1:56.009 (2)	67.65	0.642	13:00:59.365

P12 49 11D Richard HANN		G50 MANX -				
IDEAL LAP TIME : 1:55.559		BEST LAP TIME : 1:55.559		DIFFERENCE : 0.000		
LAP	SECTOR 1	SECTOR 2	LAP TIME	MPH	DIFF	TIME OF DAY
1 -		49.480	2:02.988	63.81	7.429	12:49:19.415
2 -	1:08.523	48.802	1:57.325	66.89	1.766	12:51:16.740
3 -	1:07.514	49.615	1:57.129	67.00	1.570	12:53:13.869
4 -	1:07.774	49.240	1:57.014 (3)	67.06	1.455	12:55:10.883
5 -	1:07.743	48.963	1:56.706 (2)	67.24	1.147	12:57:07.589
6 -	1:06.853	48.706	1:55.559 (1)	67.91		12:59:03.148
7 -	1:07.414	49.985	1:57.399	66.84	1.840	13:01:00.547

P13 63 11B Harry COLE		Norton Manx -				
IDEAL LAP TIME : 1:56.914		BEST LAP TIME : 1:56.921		DIFFERENCE : 0.007		
LAP	SECTOR 1	SECTOR 2	LAP TIME	MPH	DIFF	TIME OF DAY
1 -		48.866	2:07.056	61.76	10.135	12:49:23.483
2 -	1:08.624	49.746	1:58.370	66.30	1.449	12:51:21.853
3 -	1:08.414	48.998	1:57.412 (2)	66.84	0.491	12:53:19.265
4 -	1:08.309	49.279	1:57.588	66.74	0.667	12:55:16.853
5 -	1:08.676	48.876	1:57.552 (3)	66.76	0.631	12:57:14.405
6 -	1:08.048	48.873	1:56.921 (1)	67.12		12:59:11.326
7 -	1:08.933	48.958	1:57.891	66.57	0.970	13:01:09.217

P14 5 11B Ian LUCAS		Norton MANX 500 - Jack Gooch				
IDEAL LAP TIME : 1:57.514		BEST LAP TIME : 1:57.802		DIFFERENCE : 0.288		
LAP	SECTOR 1	SECTOR 2	LAP TIME	MPH	DIFF	TIME OF DAY
1 -		48.919	2:05.083	62.74	7.281	12:49:21.510
2 -	1:09.491	48.896	1:58.387	66.29	0.585	12:51:19.897
3 -	1:08.977	48.994	1:57.971 (3)	66.52	0.169	12:53:17.868
4 -	1:09.010	49.771	1:58.781	66.07	0.979	12:55:16.649
5 -	1:09.305	49.295	1:58.600	66.17	0.798	12:57:15.249
6 -	1:08.838	49.069	1:57.907 (2)	66.56	0.105	12:59:13.156
7 -	1:09.126	48.676	1:57.802 (1)	66.62		13:01:10.958

P15 53 11B Richard DAWSON		Norton MANX -				
IDEAL LAP TIME : 1:57.584		BEST LAP TIME : 1:57.584		DIFFERENCE : 0.000		
LAP	SECTOR 1	SECTOR 2	LAP TIME	MPH	DIFF	TIME OF DAY
1 -		49.765	2:08.165	61.23	10.581	12:49:24.592
2 -	1:09.375	49.883	1:59.258	65.80	1.674	12:51:23.850
3 -	1:08.643	50.124	1:58.767	66.07	1.183	12:53:22.617
4 -	1:08.739	49.818	1:58.557 (2)	66.19	0.973	12:55:21.174
5 -	1:09.235	49.429	1:58.664 (3)	66.13	1.080	12:57:19.838
6 -	1:08.233	49.351	1:57.584 (1)	66.74		12:59:17.422
7 -	1:08.521	52.352	2:00.873	64.92	3.289	13:01:18.295

International Sidecar Revival 2022

The Lansdowne Classic Series

RACE 7 - SECTOR ANALYSIS



SECTOR 1 = FL to I1, SECTOR 2 = I1 to FL, DIFF = Difference To Personal Best Lap, P = Crossed Finish Line in Pit Lane, D = Time Disallowed

P16 27 11B		Derek BUNNING		Matchless G50 - Lynx Garage			
IDEAL LAP TIME : 2:02.035		BEST LAP TIME : 2:02.035		DIFFERENCE : 0.000			
LAP	SECTOR 1	SECTOR 2	LAP TIME	MPH	DIFF	TIME OF DAY	
1 -		51.139	2:10.696	60.04	8.661	12:49:27.123	
2 -	1:11.520	51.826	2:03.346 (3)	63.62	1.311	12:51:30.469	
3 -	1:12.641	51.017	2:03.658	63.46	1.623	12:53:34.127	
4 -	1:12.060	51.060	2:03.120 (2)	63.74	1.085	12:55:37.247	
5 -	1:12.244	51.876	2:04.120	63.22	2.085	12:57:41.367	
6 -	1:12.004	51.425	2:03.429	63.58	1.394	12:59:44.796	
7 -	1:11.114	50.921	2:02.035 (1)	64.30		13:01:46.831	

P17 65 11B		Ken PERCH		Norton MANX -			
IDEAL LAP TIME : 2:01.722		BEST LAP TIME : 2:01.774		DIFFERENCE : 0.052			
LAP	SECTOR 1	SECTOR 2	LAP TIME	MPH	DIFF	TIME OF DAY	
1 -		52.676	2:14.304	58.43	12.530	12:49:30.731	
2 -	1:12.244	52.630	2:04.874	62.84	3.100	12:51:35.605	
3 -	1:12.328	52.098	2:04.426	63.07	2.652	12:53:40.031	
4 -	1:12.542	52.221	2:04.763	62.90	2.989	12:55:44.794	
5 -	1:11.204	51.675	2:02.879 (2)	63.86	1.105	12:57:47.673	
6 -	1:10.353	51.421	2:01.774 (1)	64.44		12:59:49.447	
7 -	1:11.724	51.369	2:03.093 (3)	63.75	1.319	13:01:52.540	

P18 72 11C		John CRAGG		Norton MANX -			
IDEAL LAP TIME : 2:02.459		BEST LAP TIME : 2:03.591		DIFFERENCE : 1.132			
LAP	SECTOR 1	SECTOR 2	LAP TIME	MPH	DIFF	TIME OF DAY	
1 -		51.819	2:12.120	59.40	8.529	12:49:28.547	
2 -	1:11.487	52.104	2:03.591 (1)	63.50		12:51:32.138	
3 -	1:12.245	52.315	2:04.560	63.00	0.969	12:53:36.698	
4 -	1:12.196	52.688	2:04.884	62.84	1.293	12:55:41.582	
5 -	1:11.635	52.102	2:03.737 (3)	63.42	0.146	12:57:45.319	
6 -	1:10.640	53.054	2:03.694 (2)	63.44	0.103	12:59:49.013	
7 -	1:11.839	52.742	2:04.581	62.99	0.990	13:01:53.594	

P19 8 11D		Jimmy MAY		Norton MANX -			
IDEAL LAP TIME : 2:03.197		BEST LAP TIME : 2:03.197		DIFFERENCE : 0.000			
LAP	SECTOR 1	SECTOR 2	LAP TIME	MPH	DIFF	TIME OF DAY	
1 -		52.184	2:13.487	58.79	10.290	12:49:29.914	
2 -	1:12.743	52.429	2:05.172	62.69	1.975	12:51:35.086	
3 -	1:12.438	52.190	2:04.628 (3)	62.97	1.431	12:53:39.714	
4 -	1:12.670	52.186	2:04.856	62.85	1.659	12:55:44.570	
5 -	1:11.132	52.065	2:03.197 (1)	63.70		12:57:47.767	
6 -	1:11.674	52.787	2:04.461 (2)	63.05	1.264	12:59:52.228	
7 -	1:12.356	52.341	2:04.697	62.93	1.500	13:01:56.925	

P20 37 11C		Clifford RANSLEY		Norton MANX - jack gooch			
IDEAL LAP TIME : 2:10.852		BEST LAP TIME : 2:10.852		DIFFERENCE : 0.000			
LAP	SECTOR 1	SECTOR 2	LAP TIME	MPH	DIFF	TIME OF DAY	
1 -		54.087	2:17.854	56.93	7.002	12:49:34.281	
2 -	1:17.094	53.758	2:10.852 (1)	59.97		12:51:45.133	
3 -	1:17.382	54.204	2:11.586 (3)	59.64	0.734	12:53:56.719	
4 -	1:17.750	54.080	2:11.830	59.53	0.978	12:56:08.549	
5 -	1:17.570	54.039	2:11.609	59.63	0.757	12:58:20.158	
6 -	1:17.107	53.904	2:11.011 (2)	59.90	0.159	13:00:31.169	

International Sidecar Revival 2022

The Lansdowne Classic Series

RACE 7 - SECTOR ANALYSIS



SECTOR 1 = FL to I1, SECTOR 2 = I1 to FL, DIFF = Difference To Personal Best Lap, P = Crossed Finish Line in Pit Lane, D = Time Disallowed

P21 26 11D Paul STEPHEN		Norton INTERNATIONAL 40M -				
IDEAL LAP TIME : 2:14.274		BEST LAP TIME : 2:15.556		DIFFERENCE : 1.282		
LAP	SECTOR 1	SECTOR 2	LAP TIME	MPH	DIFF	TIME OF DAY
1 -		55.418	2:24.762	54.21	9.206	12:49:41.189
2 -	1:21.036	55.713	2:16.749 (3)	57.39	1.193	12:51:57.938
3 -	1:20.664	55.615	2:16.279 (2)	57.58	0.723	12:54:14.217
4 -	1:21.158	56.836	2:17.994	56.87	2.438	12:56:32.211
5 -	1:19.236	1:00.307	2:19.543	56.24	3.987	12:58:51.754
6 -	1:20.518	55.038	2:15.556 (1)	57.89		13:01:07.310

International Sidecar Revival 2022

The Lansdowne Classic Series

RACE 7 - BEST SECTORS

SECTOR 1			SECTOR 2			IDEAL / BEST COMPARISON						
POS	NO	NAME	TIME	NO	NAME	TIME	POS	NO	NAME	IDEAL	BEST	DIFF
1	50	THOMAS	1:02.329	4	HOSE	44.682	1	50	THOMAS	1:47.154	1:47.154	0.000
2	4	HOSE	1:02.759	50	THOMAS	44.825	2	4	HOSE	1:47.441	1:47.441	0.000
3	52	STOKES	1:03.349	129	BAILEY	45.497	3	129	BAILEY	1:49.018	1:49.069	0.051
4	129	BAILEY	1:03.521	56	HEBB	46.046	4	52	STOKES	1:49.601	1:49.940	0.339
5	56	HEBB	1:04.113	22	PERKIN	46.241	5	56	HEBB	1:50.159	1:50.565	0.406
6	22	PERKIN	1:04.457	52	STOKES	46.252	6	22	PERKIN	1:50.698	1:51.003	0.305
7	45	PEREZ	1:05.581	25	FARRALL	47.200	7	25	FARRALL	1:53.471	1:53.569	0.098
8	25	FARRALL	1:06.271	3	BEDFORD	47.450	8	45	PEREZ	1:53.474	1:53.894	0.420
9	3	BEDFORD	1:06.601	45	PEREZ	47.893	9	3	BEDFORD	1:54.051	1:54.374	0.323
10	61	PARROTT	1:06.781	33	GLASGOW	48.189	10	61	PARROTT	1:55.315	1:55.524	0.209
11	49	HANN	1:06.853	61	PARROTT	48.534	11	33	GLASGOW	1:55.367	1:55.367	0.000
12	33	GLASGOW	1:07.178	5	LUCAS	48.676	12	49	HANN	1:55.559	1:55.559	0.000
13	63	COLE	1:08.048	49	HANN	48.706	13	63	COLE	1:56.914	1:56.921	0.007
14	53	DAWSON	1:08.233	63	COLE	48.866	14	5	LUCAS	1:57.514	1:57.802	0.288
15	5	LUCAS	1:08.838	53	DAWSON	49.351	15	53	DAWSON	1:57.584	1:57.584	0.000
16	65	PERCH	1:10.353	27	BUNNING	50.921	16	65	PERCH	2:01.722	2:01.774	0.052
17	72	CRAGG	1:10.640	65	PERCH	51.369	17	27	BUNNING	2:02.035	2:02.035	0.000
18	27	BUNNING	1:11.114	72	CRAGG	51.819	18	72	CRAGG	2:02.459	2:03.591	1.132
19	8	MAY	1:11.132	8	MAY	52.065	19	8	MAY	2:03.197	2:03.197	0.000
20	37	RANSLEY	1:17.094	37	RANSLEY	53.758	20	37	RANSLEY	2:10.852	2:10.852	0.000
21	26	STEPHEN	1:19.236	26	STEPHEN	55.038	21	26	STEPHEN	2:14.274	2:15.556	1.282
22												
23												

International Sidecar Revival 2022

The Lansdowne Classic Series

RACE 7 - STATISTICS

Competitors Started 23
Planned Start 2022-08-07 @ 12:30:00.000
Actual Start 2022-08-07 @ 12:47:16.427
Finish Time 2022-08-07 @ 13:00:02.358
Track Length 2.1800mi.
Total Laps 145
Total Distance Covered 316.1027mi.

Session Fastest Lap History

NO	CL	NAME	LAP TIME	TIME OF DAY	LAP	VEHICLE
4	11A	Mike HOSE	1:49.519	12:51:00.201	2	Matchless G50
50	11A	George THOMAS	1:48.200	12:52:48.682	3	Norton MANX
4	11A	Mike HOSE	1:47.441	13:00:02.371	7	Matchless G50
50	11A	George THOMAS	1:47.154	13:00:02.380	7	Norton MANX

Session Leader History

NO	CL	NAME	FROM LAP	LAPS LED	DISTANCE	VEHICLE
50	11A	George THOMAS	1	1	2.18 miles	Norton MANX
4	11A	Mike HOSE	2	1	2.18 miles	Matchless G50
50	11A	George THOMAS	3	1	2.18 miles	Norton MANX
4	11A	Mike HOSE	4	4	8.72 miles	Matchless G50

Flag History

TYPE	TIME OF DAY
GREEN	12:47:16.427
FINISH	13:00:02.358

Flag Statistics

TYPE	COUNT	TOTAL LAPS	TOTAL TIME
Green	1	7	14:53.858
Red	0	0	0.000
Safety Car	0	0	0.000
FCY	0	0	0.000

International Sidecar Revival 2022

The Lansdowne Classic Series

RACE 7 - STATISTICS

CLASS : 11B

12 Starters

Fastest Lap History

NO	NAME	LAP TIME	TIME OF DAY	LAP	VEHICLE
56	Matthew HEBB	1:51.074	12:51:04.370	2	Norton MANX
56	Matthew HEBB	1:50.565	12:52:54.935	3	Norton MANX
52	Robin STOKES	1:50.496	12:52:56.935	3	Norton MANX
52	Robin STOKES	1:49.940	12:58:28.524	6	Norton MANX

Leader History

NO	NAME	FROM LAP	LAPS LED	DISTANCE	VEHICLE
56	Matthew HEBB	1	7	15.26 miles	Norton MANX

International Sidecar Revival 2022

The Lansdowne Classic Series

RACE 7 - STATISTICS

CLASS : 11A

4 Starters

Fastest Lap History

NO	NAME	LAP TIME	TIME OF DAY	LAP	VEHICLE
4	Mike HOSE	1:49.519	12:51:00.201	2	Matchless G50
50	George THOMAS	1:48.200	12:52:48.682	3	Norton MANX
4	Mike HOSE	1:47.441	13:00:02.371	7	Matchless G50
50	George THOMAS	1:47.154	13:00:02.380	7	Norton MANX

Leader History

NO	NAME	FROM LAP	LAPS LED	DISTANCE	VEHICLE
50	George THOMAS	1	1	2.18 miles	Norton MANX
4	Mike HOSE	2	1	2.18 miles	Matchless G50
50	George THOMAS	3	1	2.18 miles	Norton MANX
4	Mike HOSE	4	4	8.72 miles	Matchless G50

International Sidecar Revival 2022

The Lansdowne Classic Series

RACE 7 - STATISTICS

CLASS : 11D

4 Starters

Fastest Lap History

NO	NAME	LAP TIME	TIME OF DAY	LAP	VEHICLE
49	Richard HANN	1:57.325	12:51:16.752	2	G50 MANX
25	Mike FARRALL	1:57.012	12:51:17.444	2	Rudge TTR
25	Mike FARRALL	1:56.602	12:53:14.047	3	Rudge TTR
25	Mike FARRALL	1:54.647	12:55:08.694	4	Rudge TTR
25	Mike FARRALL	1:53.569	12:57:02.263	5	Rudge TTR

Leader History

NO	NAME	FROM LAP	LAPS LED	DISTANCE	VEHICLE
49	Richard HANN	1	3	6.54 miles	G50 MANX
25	Mike FARRALL	4	4	8.72 miles	Rudge TTR

International Sidecar Revival 2022

The Lansdowne Classic Series

RACE 7 - STATISTICS

CLASS : 11C

3 Starters

Fastest Lap History

NO	NAME	LAP TIME	TIME OF DAY	LAP	VEHICLE
72	John CRAGG	2:03.591	12:51:32.151	2	Norton MANX

Leader History

NO	NAME	FROM LAP	LAPS LED	DISTANCE	VEHICLE
72	John CRAGG	1	7	15.26 miles	Norton MANX



International Sidecar Revival 2022

The Lansdowne Classic Series

RACE 15 - CLASSIFICATION

POS	NO	CL	PIC	NAME	ENTRY	LAPS	TIME	GAP	DIFF	MPH	BEST	ON
1	4	11A	1	Mike HOSE	Matchless G50 - ripleland	7	12:53.319			71.03	1:48.131	5
2	129	11A	2	Luke BAILEY	Matchless G50 - Holman Wilfley LTD	7	13:04.985	11.666	11.666	69.98	1:50.641	4
3	56	11B	1	Matthew HEBB	Norton MANX -	7	13:13.169	19.850	8.184	69.26	1:50.993	2
4	52	11B	2	Robin STOKES	Norton MANX -	7	13:17.441	24.122	4.272	68.89	1:52.272	3
5	45	11B	3	Seb PEREZ	Matchless G50 -	7	13:25.963	32.644	8.522	68.16	1:53.320	2
6	61	11B	4	Steve PARROTT	Norton MANX - Albury Care	7	13:38.755	45.436	12.792	67.09	1:55.836	7
7	3	11B	5	Nick BEDFORD	Norton MANX - Banx Race Paint	7	13:39.035	45.716	0.280	67.07	1:54.598	6
8	25	11D	1	Mike FARRALL	Rudge TTR -	7	13:39.169	45.850	0.134	67.06	1:54.147	6
9	53	11B	6	Richard DAWSON	Norton MANX -	7	14:15.935	1:22.616	36.766	64.18	2:00.222	6
10	49	11D	2	Richard HANN	G50 MANX -	7	14:18.818	1:25.499	2.883	63.96	1:57.938	6
11	5	11B	7	Ian LUCAS	Norton MANX 500 - Jack Gooch	7	14:27.595	1:34.276	8.777	63.32	2:00.922	2
12	27	11B	8	Derek BUNNING	Matchless G50 - Lynx Garage	7	14:36.748	1:43.429	9.153	62.65	2:03.877	4
13	65	11B	9	Ken PERCH	Norton MANX -	7	14:41.649	1:48.330	4.901	62.31	2:04.044	4
14	72	11C	1	John CRAGG	Norton MANX -	7	14:41.833	1:48.514	0.184	62.29	2:03.477	7
15	8	11D	3	Jimmy MAY	Norton MANX -	6	12:55.958	1 Lap	1 Lap	60.68	2:07.071	5
16	26	11D	4	Paul STEPHEN	Norton INTERNATIONAL 40M -	6	13:37.680	1 Lap	41.722	57.58	2:13.384	5
17	37	11C	2	Clifford RANSLEY	Norton MANX - jack gooch	6	13:41.378	1 Lap	3.698	57.32	2:13.436	5

NOT CLASSIFIED

DNF	50	11A		George THOMAS	Norton MANX - Tony Dunnell	6	11:03.273	1 Lap		70.99	1:48.391	4
DNF	22	11A		Tony PERKIN	Norton MANX - Geartech	4	7:29.678	3 Laps	2 Laps	69.81	1:50.731	3

FASTEST LAP

4	11A			Mike HOSE	Matchless G50 - ripleland	5	1:48.131		72.57 mph		116.80 kph
56	11B			Matthew HEBB	Norton MANX -	2	1:50.993		70.70 mph		113.79 kph
25	11D			Mike FARRALL	Rudge TTR -	6	1:54.147		68.75 mph		110.64 kph
72	11C			John CRAGG	Norton MANX -	7	2:03.477		63.55 mph		102.28 kph

Class 11A - 92.5% of Race Speed = 65.70 mph

Class 11B - 92.5% of Race Speed = 64.06 mph

Class 11D - 92.5% of Race Speed = 62.03 mph

Class 11C - 92.5% of Race Speed = 57.61 mph

Weather / Track : Bright / Dry

These results are provisional until the conclusion of any judicial and technical matters.

Race Distance: 7 Laps / 15.26 miles

Cadwell Park: 2.1800 miles

Date: 07/08/2022 Start: 17:16 Finish: 17:29

Clerk Of Course :

Stewards :

Timekeeper :

Craig Smith

Results can be found at www.tsl-timing.com

Printed - 17:31 Sunday, 07 August 2022



International Sidecar Revival 2022

The Lansdowne Classic Series

RACE 15 - LAP CHART

LAP 1 @ 17:18:31.667

NO	BEHIND	LAP TIME
4		1:54.636
50	0.709	1:55.345
22	1.939	1:56.575
129	2.206	1:56.842
56	3.073	1:57.709
61	6.304	2:00.940
52	6.580	2:01.216
45	7.037	2:01.673
25	9.493	2:04.129
3	9.837	2:04.473
5	11.933	2:06.569
53	14.802	2:09.438
27	15.546	2:10.182
72	17.265	2:11.901
65	18.102	2:12.738
8	20.663	2:15.299
49	29.259	2:23.895
37	29.548	2:24.184
26	29.665	2:24.301

LAP 2 @ 17:20:21.764

NO	BEHIND	LAP TIME
4		1:50.097
50	0.340	1:49.728
22	3.468	1:51.626
129	3.640	1:51.531
56	3.969	1:50.993
52	9.161	1:52.678
45	10.260	1:53.320
61	13.093	1:56.886
25	16.166	1:56.770
3	16.262	1:56.522
5	22.758	2:00.922
53	25.058	2:00.353
27	29.469	2:04.020
72	31.944	2:04.776
65	33.416	2:05.411
8	38.965	2:08.399
49	40.707	2:01.545
37	54.374	2:14.923
26	54.769	2:15.201

LAP 3 @ 17:22:11.957

NO	BEHIND	LAP TIME
4		1:50.193
50	0.354	1:50.207
22	4.006	1:50.731
129	4.373	1:50.926
56	5.033	1:51.257
52	11.240	1:52.272
45	14.229	1:54.162
61	18.858	1:55.958
25	21.950	1:55.977
3	22.605	1:56.536
5	34.458	2:01.893
53	37.212	2:02.347
27	43.457	2:04.181
72	47.598	2:05.847
65	47.777	2:04.554
49	50.487	1:59.973
8	57.558	2:08.786
37	1:19.424	2:15.243

26 1:19.934 2:15.358

LAP 4 @ 17:24:00.702

NO	BEHIND	LAP TIME
50		1:48.391
4	0.720	1:49.465
22	6.007	1:50.746
129	6.269	1:50.641
56	7.308	1:51.020
52	14.888	1:52.393
45	19.232	1:53.748
61	26.421	1:56.308
25	29.287	1:56.082
3	29.530	1:55.670
5	48.347	2:02.634
53	50.144	2:01.677
27	58.589	2:03.877
49	59.925	1:58.183
65	1:03.076	2:04.044
72	1:05.176	2:06.323
8	1:16.658	2:07.845
37	1:46.113	2:15.434
26	1:46.740	2:15.551

LAP 5 @ 17:25:49.553

NO	BEHIND	LAP TIME
4		1:48.131
50	0.040	1:48.891
129	8.539	1:51.121
56	11.668	1:53.211
52	19.266	1:53.229
45	24.474	1:54.093
61	33.879	1:56.309
25	36.739	1:56.303
3	37.046	1:56.367
5	1:02.228	2:02.732
53	1:02.327	2:01.034
49	1:09.886	1:58.812
27	1:14.088	2:04.350
65	1:18.977	2:04.752
72	1:21.184	2:04.859
8	1:34.878	2:07.071

LAP 6 @ 17:27:40.304

NO	BEHIND	LAP TIME
50		1:50.711
4	0.986	1:51.737
129	10.407	1:52.619
56	15.530	1:54.613
37	1 Lap	2:13.436
26	1 Lap	2:13.384
52	21.075	1:52.560
45	27.334	1:53.611
61	39.646	1:56.518
25	40.135	1:54.147
3	40.893	1:54.598
53	1:11.798	2:00.222
5	1:16.850	2:05.373
49	1:17.073	1:57.938
27	1:27.358	2:04.021
65	1:33.881	2:05.655
72	1:35.083	2:04.650

LAP 7 @ 17:29:30.350

NO	BEHIND	LAP TIME
4		1:49.060
8	1 Lap	2:08.558
129	11.666	1:51.305
56	19.850	1:54.366
52	24.122	1:53.093
45	32.644	1:55.356
26	1 Lap	2:13.885
61	45.436	1:55.836
3	45.716	1:54.869
25	45.850	1:55.761
37	1 Lap	2:18.158
53	1:22.616	2:00.864
49	1:25.499	1:58.472
5	1:34.276	2:07.472
27	1:43.429	2:06.117
65	1:48.330	2:04.495
72	1:48.514	2:03.477

International Sidecar Revival 2022

The Lansdowne Classic Series

RACE 15 - SECTOR ANALYSIS



SECTOR 1 = FL to I1, SECTOR 2 = I1 to FL, DIFF = Difference To Personal Best Lap, P = Crossed Finish Line in Pit Lane, D = Time Disallowed

P1		4 11A		Mike HOSE		Matchless G50 - ripleycland	
IDEAL LAP TIME : 1:47.879		BEST LAP TIME : 1:48.131		DIFFERENCE : 0.252			
LAP	SECTOR 1	SECTOR 2	LAP TIME	MPH	DIFF	TIME OF DAY	
1 -		45.775	1:54.636	68.46	6.505	17:18:31.667	
2 -	1:04.240	45.857	1:50.097	71.28	1.966	17:20:21.764	
3 -	1:04.203	45.990	1:50.193	71.22	2.062	17:22:11.957	
4 -	1:03.962	45.503	1:49.465 (3)	71.69	1.334	17:24:01.422	
5 -	1:03.178	44.953	1:48.131 (1)	72.57		17:25:49.553	
6 -	1:05.498	46.239	1:51.737	70.23	3.606	17:27:41.290	
7 -	1:02.926	46.134	1:49.060 (2)	71.96	0.929	17:29:30.350	

P2		129 11A		Luke BAILEY		Matchless G50 - Holman Wilfley LTD	
IDEAL LAP TIME : 1:50.332		BEST LAP TIME : 1:50.641		DIFFERENCE : 0.309			
LAP	SECTOR 1	SECTOR 2	LAP TIME	MPH	DIFF	TIME OF DAY	
1 -		45.876	1:56.842	67.16	6.201	17:18:33.873	
2 -	1:04.847	46.684	1:51.531	70.36	0.890	17:20:25.404	
3 -	1:04.681	46.245	1:50.926 (2)	70.75	0.285	17:22:16.330	
4 -	1:04.456	46.185	1:50.641 (1)	70.93		17:24:06.971	
5 -	1:04.566	46.555	1:51.121 (3)	70.62	0.480	17:25:58.092	
6 -	1:05.974	46.645	1:52.619	69.68	1.978	17:27:50.711	
7 -	1:04.917	46.388	1:51.305	70.50	0.664	17:29:42.016	

P3		56 11B		Matthew HEBB		Norton MANX -	
IDEAL LAP TIME : 1:50.714		BEST LAP TIME : 1:50.993		DIFFERENCE : 0.279			
LAP	SECTOR 1	SECTOR 2	LAP TIME	MPH	DIFF	TIME OF DAY	
1 -		45.663	1:57.709	66.67	6.716	17:18:34.740	
2 -	1:05.051	45.942	1:50.993 (1)	70.70		17:20:25.733	
3 -	1:05.185	46.072	1:51.257 (3)	70.53	0.264	17:22:16.990	
4 -	1:05.052	45.968	1:51.020 (2)	70.69	0.027	17:24:08.010	
5 -	1:05.734	47.477	1:53.211	69.32	2.218	17:26:01.221	
6 -	1:06.651	47.962	1:54.613	68.47	3.620	17:27:55.834	
7 -	1:06.632	47.734	1:54.366	68.62	3.373	17:29:50.200	

P4		52 11B		Robin STOKES		Norton MANX -	
IDEAL LAP TIME : 1:51.696		BEST LAP TIME : 1:52.272		DIFFERENCE : 0.576			
LAP	SECTOR 1	SECTOR 2	LAP TIME	MPH	DIFF	TIME OF DAY	
1 -		48.560	2:01.216	64.74	8.944	17:18:38.247	
2 -	1:05.581	47.097	1:52.678	69.65	0.406	17:20:30.925	
3 -	1:04.599	47.673	1:52.272 (1)	69.90		17:22:23.197	
4 -	1:05.137	47.256	1:52.393 (2)	69.82	0.121	17:24:15.590	
5 -	1:04.834	48.395	1:53.229	69.31	0.957	17:26:08.819	
6 -	1:05.030	47.530	1:52.560 (3)	69.72	0.288	17:28:01.379	
7 -	1:05.113	47.980	1:53.093	69.39	0.821	17:29:54.472	

P5		45 11B		Seb PEREZ		Matchless G50 -	
IDEAL LAP TIME : 1:53.117		BEST LAP TIME : 1:53.320		DIFFERENCE : 0.203			
LAP	SECTOR 1	SECTOR 2	LAP TIME	MPH	DIFF	TIME OF DAY	
1 -		48.783	2:01.673	64.50	8.353	17:18:38.704	
2 -	1:05.452	47.868	1:53.320 (1)	69.25		17:20:32.024	
3 -	1:06.088	48.074	1:54.162	68.74	0.842	17:22:26.186	
4 -	1:06.083	47.665	1:53.748 (3)	68.99	0.428	17:24:19.934	
5 -	1:05.858	48.235	1:54.093	68.78	0.773	17:26:14.027	
6 -	1:05.853	47.758	1:53.611 (2)	69.07	0.291	17:28:07.638	
7 -	1:06.264	49.092	1:55.356	68.03	2.036	17:30:02.994	

International Sidecar Revival 2022

The Lansdowne Classic Series

RACE 15 - SECTOR ANALYSIS



SECTOR 1 = FL to I1, SECTOR 2 = I1 to FL, DIFF = Difference To Personal Best Lap, P = Crossed Finish Line in Pit Lane, D = Time Disallowed

P6 61 11B Steve PARROTT		Norton MANX - Albury Care				
IDEAL LAP TIME : 1:55.375		BEST LAP TIME : 1:55.836		DIFFERENCE : 0.461		
LAP	SECTOR 1	SECTOR 2	LAP TIME	MPH	DIFF	TIME OF DAY
1 -		48.517	2:00.940	64.89	5.104	17:18:37.971
2 -	1:07.625	49.261	1:56.886	67.14	1.050	17:20:34.857
3 -	1:07.359	48.599	1:55.958 (2)	67.68	0.122	17:22:30.815
4 -	1:07.312	48.996	1:56.308 (3)	67.47	0.472	17:24:27.123
5 -	1:07.191	49.118	1:56.309	67.47	0.473	17:26:23.432
6 -	1:07.451	49.067	1:56.518	67.35	0.682	17:28:19.950
7 -	1:06.858	48.978	1:55.836 (1)	67.75		17:30:15.786

P7 3 11B Nick BEDFORD		Norton MANX - Banx Race Paint				
IDEAL LAP TIME : 1:53.792		BEST LAP TIME : 1:54.598		DIFFERENCE : 0.806		
LAP	SECTOR 1	SECTOR 2	LAP TIME	MPH	DIFF	TIME OF DAY
1 -		48.756	2:04.473	63.05	9.875	17:18:41.504
2 -	1:07.990	48.532	1:56.522	67.35	1.924	17:20:38.026
3 -	1:08.537	47.999	1:56.536	67.34	1.938	17:22:34.562
4 -	1:07.512	48.158	1:55.670 (3)	67.84	1.072	17:24:30.232
5 -	1:07.631	48.736	1:56.367	67.44	1.769	17:26:26.599
6 -	1:07.278	47.320	1:54.598 (1)	68.48		17:28:21.197
7 -	1:06.472	48.397	1:54.869 (2)	68.32	0.271	17:30:16.066

P8 25 11D Mike FARRALL		Rudge TTR -				
IDEAL LAP TIME : 1:53.678		BEST LAP TIME : 1:54.147		DIFFERENCE : 0.469		
LAP	SECTOR 1	SECTOR 2	LAP TIME	MPH	DIFF	TIME OF DAY
1 -		48.918	2:04.129	63.22	9.982	17:18:41.160
2 -	1:08.020	48.750	1:56.770	67.20	2.623	17:20:37.930
3 -	1:08.023	47.954	1:55.977 (3)	67.66	1.830	17:22:33.907
4 -	1:07.743	48.339	1:56.082	67.60	1.935	17:24:29.989
5 -	1:07.419	48.884	1:56.303	67.47	2.156	17:26:26.292
6 -	1:07.091	47.056	1:54.147 (1)	68.75		17:28:20.439
7 -	1:06.622	49.139	1:55.761 (2)	67.79	1.614	17:30:16.200

P9 53 11B Richard DAWSON		Norton MANX -				
IDEAL LAP TIME : 1:59.991		BEST LAP TIME : 2:00.222		DIFFERENCE : 0.231		
LAP	SECTOR 1	SECTOR 2	LAP TIME	MPH	DIFF	TIME OF DAY
1 -		52.175	2:09.438	60.63	9.216	17:18:46.469
2 -	1:09.508	50.845	2:00.353 (2)	65.20	0.131	17:20:46.822
3 -	1:10.732	51.615	2:02.347	64.14	2.125	17:22:49.169
4 -	1:10.539	51.138	2:01.677	64.49	1.455	17:24:50.846
5 -	1:10.305	50.729	2:01.034	64.84	0.812	17:26:51.880
6 -	1:09.262	50.960	2:00.222 (1)	65.27		17:28:52.102
7 -	1:09.836	51.028	2:00.864 (3)	64.93	0.642	17:30:52.966

P10 49 11D Richard HANN		G50 MANX -				
IDEAL LAP TIME : 1:57.788		BEST LAP TIME : 1:57.938		DIFFERENCE : 0.150		
LAP	SECTOR 1	SECTOR 2	LAP TIME	MPH	DIFF	TIME OF DAY
1 -		52.982	2:23.895	54.54	25.957	17:19:00.926
2 -	1:11.160	50.385	2:01.545	64.56	3.607	17:21:02.471
3 -	1:09.821	50.152	1:59.973	65.41	2.035	17:23:02.444
4 -	1:08.453	49.730	1:58.183 (2)	66.40	0.245	17:25:00.627
5 -	1:09.299	49.513	1:58.812	66.05	0.874	17:26:59.439
6 -	1:08.275	49.663	1:57.938 (1)	66.54		17:28:57.377
7 -	1:08.563	49.909	1:58.472 (3)	66.24	0.534	17:30:55.849

International Sidecar Revival 2022

The Lansdowne Classic Series

RACE 15 - SECTOR ANALYSIS



SECTOR 1 = FL to I1, SECTOR 2 = I1 to FL, DIFF = Difference To Personal Best Lap, P = Crossed Finish Line in Pit Lane, D = Time Disallowed

P11 5 11B Ian LUCAS			Norton MANX 500 - Jack Gooch			
IDEAL LAP TIME : 2:00.013		BEST LAP TIME : 2:00.922		DIFFERENCE : 0.909		
LAP	SECTOR 1	SECTOR 2	LAP TIME	MPH	DIFF	TIME OF DAY
1 -		49.834	2:06.569	62.00	5.647	17:18:43.600
2 -	1:10.179	50.743	2:00.922 (1)	64.90		17:20:44.522
3 -	1:10.280	51.613	2:01.893 (2)	64.38	0.971	17:22:46.415
4 -	1:11.951	50.683	2:02.634 (3)	63.99	1.712	17:24:49.049
5 -	1:11.295	51.437	2:02.732	63.94	1.810	17:26:51.781
6 -	1:13.763	51.610	2:05.373	62.59	4.451	17:28:57.154
7 -	1:14.354	53.118	2:07.472	61.56	6.550	17:31:04.626

P12 27 11B Derek BUNNING			Matchless G50 - Lynx Garage			
IDEAL LAP TIME : 2:03.254		BEST LAP TIME : 2:03.877		DIFFERENCE : 0.623		
LAP	SECTOR 1	SECTOR 2	LAP TIME	MPH	DIFF	TIME OF DAY
1 -		51.173	2:10.182	60.28	6.305	17:18:47.213
2 -	1:12.340	51.680	2:04.020 (2)	63.28	0.143	17:20:51.233
3 -	1:13.035	51.146	2:04.181	63.19	0.304	17:22:55.414
4 -	1:12.963	50.914	2:03.877 (1)	63.35		17:24:59.291
5 -	1:12.950	51.400	2:04.350	63.11	0.473	17:27:03.641
6 -	1:12.912	51.109	2:04.021 (3)	63.28	0.144	17:29:07.662
7 -	1:14.358	51.759	2:06.117	62.22	2.240	17:31:13.779

P13 65 11B Ken PERCH			Norton MANX -			
IDEAL LAP TIME : 2:02.892		BEST LAP TIME : 2:04.044		DIFFERENCE : 1.152		
LAP	SECTOR 1	SECTOR 2	LAP TIME	MPH	DIFF	TIME OF DAY
1 -		52.857	2:12.738	59.12	8.694	17:18:49.769
2 -	1:11.809	53.602	2:05.411	62.57	1.367	17:20:55.180
3 -	1:12.190	52.364	2:04.554 (3)	63.00	0.510	17:22:59.734
4 -	1:12.305	51.739	2:04.044 (1)	63.26		17:25:03.778
5 -	1:12.446	52.306	2:04.752	62.90	0.708	17:27:08.530
6 -	1:12.818	52.837	2:05.655	62.45	1.611	17:29:14.185
7 -	1:13.412	51.083	2:04.495 (2)	63.03	0.451	17:31:18.680

P14 72 11C John CRAGG			Norton MANX -			
IDEAL LAP TIME : 2:03.429		BEST LAP TIME : 2:03.477		DIFFERENCE : 0.048		
LAP	SECTOR 1	SECTOR 2	LAP TIME	MPH	DIFF	TIME OF DAY
1 -		52.399	2:11.901	59.49	8.424	17:18:48.932
2 -	1:11.592	53.184	2:04.776 (3)	62.89	1.299	17:20:53.708
3 -	1:12.899	52.948	2:05.847	62.36	2.370	17:22:59.555
4 -	1:13.965	52.358	2:06.323	62.12	2.846	17:25:05.878
5 -	1:12.496	52.363	2:04.859	62.85	1.382	17:27:10.737
6 -	1:12.232	52.418	2:04.650 (2)	62.96	1.173	17:29:15.387
7 -	1:11.640	51.837	2:03.477 (1)	63.55		17:31:18.864

P15 8 11D Jimmy MAY			Norton MANX -			
IDEAL LAP TIME : 2:07.071		BEST LAP TIME : 2:07.071		DIFFERENCE : 0.000		
LAP	SECTOR 1	SECTOR 2	LAP TIME	MPH	DIFF	TIME OF DAY
1 -		53.973	2:15.299	58.00	8.228	17:18:52.330
2 -	1:14.881	53.518	2:08.399 (3)	61.12	1.328	17:21:00.729
3 -	1:15.052	53.734	2:08.786	60.93	1.715	17:23:09.515
4 -	1:14.377	53.468	2:07.845 (2)	61.38	0.774	17:25:17.360
5 -	1:13.945	53.126	2:07.071 (1)	61.76		17:27:24.431
6 -	1:14.500	54.058	2:08.558	61.04	1.487	17:29:32.989

International Sidecar Revival 2022

The Lansdowne Classic Series

RACE 15 - SECTOR ANALYSIS



SECTOR 1 = FL to I1, SECTOR 2 = I1 to FL, DIFF = Difference To Personal Best Lap, P = Crossed Finish Line in Pit Lane, D = Time Disallowed

P16 26 11D Paul STEPHEN		Norton INTERNATIONAL 40M -				
IDEAL LAP TIME : 2:12.963		BEST LAP TIME : 2:13.384		DIFFERENCE : 0.421		
LAP	SECTOR 1	SECTOR 2	LAP TIME	MPH	DIFF	TIME OF DAY
1 -		56.019	2:24.301	54.38	10.917	17:19:01.332
2 -	1:20.202	54.999	2:15.201 (3)	58.04	1.817	17:21:16.533
3 -	1:21.113	54.245	2:15.358	57.98	1.974	17:23:31.891
4 -	1:20.253	55.298	2:15.551	57.89	2.167	17:25:47.442
5 -	1:18.718	54.666	2:13.384 (1)	58.83		17:28:00.826
6 -	1:19.303	54.582	2:13.885 (2)	58.61	0.501	17:30:14.711

P17 37 11C Clifford RANSLEY		Norton MANX - jack gooch				
IDEAL LAP TIME : 2:13.169		BEST LAP TIME : 2:13.436		DIFFERENCE : 0.267		
LAP	SECTOR 1	SECTOR 2	LAP TIME	MPH	DIFF	TIME OF DAY
1 -		56.186	2:24.184	54.43	10.748	17:19:01.215
2 -	1:18.707	56.216	2:14.923 (2)	58.16	1.487	17:21:16.138
3 -	1:19.361	55.882	2:15.243 (3)	58.02	1.807	17:23:31.381
4 -	1:19.613	55.821	2:15.434	57.94	1.998	17:25:46.815
5 -	1:18.904	54.532	2:13.436 (1)	58.81		17:28:00.251
6 -	1:18.637	59.521	2:18.158	56.80	4.722	17:30:18.409

P18 50 11A George THOMAS		Norton MANX - Tony Dunnell				
IDEAL LAP TIME : 1:48.391		BEST LAP TIME : 1:48.391		DIFFERENCE : 0.000		
LAP	SECTOR 1	SECTOR 2	LAP TIME	MPH	DIFF	TIME OF DAY
1 -		46.041	1:55.345	68.03	6.954	17:18:32.376
2 -	1:04.089	45.639	1:49.728 (3)	71.52	1.337	17:20:22.104
3 -	1:04.472	45.735	1:50.207	71.21	1.816	17:22:12.311
4 -	1:03.222	45.169	1:48.391 (1)	72.40		17:24:00.702
5 -	1:03.696	45.195	1:48.891 (2)	72.07	0.500	17:25:49.593
6 -	1:05.438	45.273	1:50.711	70.88	2.320	17:27:40.304

P19 22 11A Tony PERKIN		Norton MANX - Geartech				
IDEAL LAP TIME : 1:50.557		BEST LAP TIME : 1:50.731		DIFFERENCE : 0.174		
LAP	SECTOR 1	SECTOR 2	LAP TIME	MPH	DIFF	TIME OF DAY
1 -		46.483	1:56.575	67.32	5.844	17:18:33.606
2 -	1:04.833	46.793	1:51.626 (3)	70.30	0.895	17:20:25.232
3 -	1:04.533	46.198	1:50.731 (1)	70.87		17:22:15.963
4 -	1:04.605	46.141	1:50.746 (2)	70.86	0.015	17:24:06.709

International Sidecar Revival 2022

The Lansdowne Classic Series

RACE 15 - BEST SECTORS

SECTOR 1			SECTOR 2			IDEAL / BEST COMPARISON						
POS	NO	NAME	TIME	NO	NAME	TIME	POS	NO	NAME	IDEAL	BEST	DIFF
									PERFECT LAP	1:47.879		
1	4	HOSE	1:02.926	4	HOSE	44.953	1	4	HOSE	1:47.879	1:48.131	0.252
2	50	THOMAS	1:03.222	50	THOMAS	45.169	2	50	THOMAS	1:48.391	1:48.391	0.000
3	22	PERKIN	1:04.416	56	HEBB	45.663	3	129	BAILEY	1:50.332	1:50.641	0.309
4	129	BAILEY	1:04.456	129	BAILEY	45.876	4	22	PERKIN	1:50.557	1:50.731	0.174
5	52	STOKES	1:04.599	22	PERKIN	46.141	5	56	HEBB	1:50.714	1:50.993	0.279
6	56	HEBB	1:05.051	25	FARRALL	47.056	6	52	STOKES	1:51.696	1:52.272	0.576
7	45	PEREZ	1:05.452	52	STOKES	47.097	7	45	PEREZ	1:53.117	1:53.320	0.203
8	3	BEDFORD	1:06.472	3	BEDFORD	47.320	8	25	FARRALL	1:53.678	1:54.147	0.469
9	25	FARRALL	1:06.622	45	PEREZ	47.665	9	3	BEDFORD	1:53.792	1:54.598	0.806
10	61	PARROTT	1:06.858	61	PARROTT	48.517	10	61	PARROTT	1:55.375	1:55.836	0.461
11	49	HANN	1:08.275	49	HANN	49.513	11	49	HANN	1:57.788	1:57.938	0.150
12	53	DAWSON	1:09.262	5	LUCAS	49.834	12	53	DAWSON	1:59.991	2:00.222	0.231
13	5	LUCAS	1:10.179	53	DAWSON	50.729	13	5	LUCAS	2:00.013	2:00.922	0.909
14	72	CRAGG	1:11.592	27	BUNNING	50.914	14	65	PERCH	2:02.892	2:04.044	1.152
15	65	PERCH	1:11.809	65	PERCH	51.083	15	27	BUNNING	2:03.254	2:03.877	0.623
16	27	BUNNING	1:12.340	72	CRAGG	51.837	16	72	CRAGG	2:03.429	2:03.477	0.048
17	8	MAY	1:13.945	8	MAY	53.126	17	8	MAY	2:07.071	2:07.071	0.000
18	37	RANSLEY	1:18.637	26	STEPHEN	54.245	18	26	STEPHEN	2:12.963	2:13.384	0.421
19	26	STEPHEN	1:18.718	37	RANSLEY	54.532	19	37	RANSLEY	2:13.169	2:13.436	0.267

International Sidecar Revival 2022

The Lansdowne Classic Series

RACE 15 - STATISTICS

Competitors Started 19
Planned Start 2022-08-07 @ 17:10:00.000
Actual Start 2022-08-07 @ 17:16:37.030
Finish Time 2022-08-07 @ 17:29:30.349
Track Length 2.1800mi.
Total Laps 126
Total Distance Covered 274.6823mi.

Session Fastest Lap History

NO	CL	NAME	LAP TIME	TIME OF DAY	LAP	VEHICLE
4	11A	Mike HOSE	1:50.097	17:20:21.776	2	Matchless G50
50	11A	George THOMAS	1:49.728	17:20:22.121	2	Norton MANX
50	11A	George THOMAS	1:48.391	17:24:00.719	4	Norton MANX
4	11A	Mike HOSE	1:48.131	17:25:49.565	5	Matchless G50

Session Leader History

NO	CL	NAME	FROM LAP	LAPS LED	DISTANCE	VEHICLE
4	11A	Mike HOSE	1	3	6.54 miles	Matchless G50
50	11A	George THOMAS	4	1	2.18 miles	Norton MANX
4	11A	Mike HOSE	5	1	2.18 miles	Matchless G50
50	11A	George THOMAS	6	1	2.18 miles	Norton MANX
4	11A	Mike HOSE	7	1	2.18 miles	Matchless G50

Flag History

TYPE	TIME OF DAY
GREEN	17:16:37.030
FINISH	17:29:30.349

Flag Statistics

TYPE	COUNT	TOTAL LAPS	TOTAL TIME
Green	1	7	14:48.073
Red	0	0	0.000
Safety Car	0	0	0.000
FCY	0	0	0.000

International Sidecar Revival 2022

The Lansdowne Classic Series

RACE 15 - STATISTICS

CLASS : 11B

9 Starters

Fastest Lap History

NO	NAME	LAP TIME	TIME OF DAY	LAP	VEHICLE
56	Matthew HEBB	1:50.993	17:20:25.747	2	Norton MANX

Leader History

NO	NAME	FROM LAP	LAPS LED	DISTANCE	VEHICLE
56	Matthew HEBB	1	7	15.26 miles	Norton MANX

International Sidecar Revival 2022

The Lansdowne Classic Series

RACE 15 - STATISTICS

CLASS : 11A

4 Starters

Fastest Lap History

NO	NAME	LAP TIME	TIME OF DAY	LAP	VEHICLE
4	Mike HOSE	1:50.097	17:20:21.776	2	Matchless G50
50	George THOMAS	1:49.728	17:20:22.121	2	Norton MANX
50	George THOMAS	1:48.391	17:24:00.719	4	Norton MANX
4	Mike HOSE	1:48.131	17:25:49.565	5	Matchless G50

Leader History

NO	NAME	FROM LAP	LAPS LED	DISTANCE	VEHICLE
4	Mike HOSE	1	3	6.54 miles	Matchless G50
50	George THOMAS	4	1	2.18 miles	Norton MANX
4	Mike HOSE	5	1	2.18 miles	Matchless G50
50	George THOMAS	6	1	2.18 miles	Norton MANX
4	Mike HOSE	7	1	2.18 miles	Matchless G50

International Sidecar Revival 2022

The Lansdowne Classic Series

RACE 15 - STATISTICS

CLASS : 11D

4 Starters

Fastest Lap History

NO	NAME	LAP TIME	TIME OF DAY	LAP	VEHICLE
25	Mike FARRALL	1:56.770	17:20:37.943	2	Rudge TTR
25	Mike FARRALL	1:55.977	17:22:33.920	3	Rudge TTR
25	Mike FARRALL	1:54.147	17:28:20.452	6	Rudge TTR

Leader History

NO	NAME	FROM LAP	LAPS LED	DISTANCE	VEHICLE
25	Mike FARRALL	1	7	15.26 miles	Rudge TTR

International Sidecar Revival 2022

The Lansdowne Classic Series

RACE 15 - STATISTICS

CLASS : 11C

2 Starters

Fastest Lap History

NO	NAME	LAP TIME	TIME OF DAY	LAP	VEHICLE
72	John CRAGG	2:04.776	17:20:53.722	2	Norton MANX
72	John CRAGG	2:04.650	17:29:15.400	6	Norton MANX
72	John CRAGG	2:03.477	17:31:18.877	7	Norton MANX

Leader History

NO	NAME	FROM LAP	LAPS LED	DISTANCE	VEHICLE
72	John CRAGG	1	7	15.26 miles	Norton MANX

FORMULA SIDECAR RACING ASSOCIATION

www.fsra.org.uk



FSRA WINTEC PRE-INJECTION SIDECAR CHAMPIONSHIP



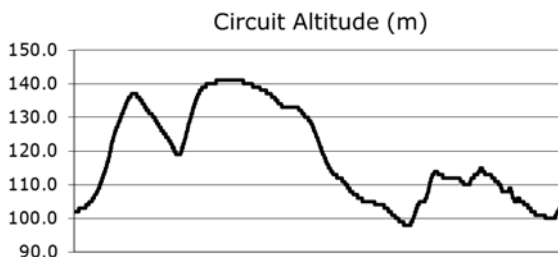
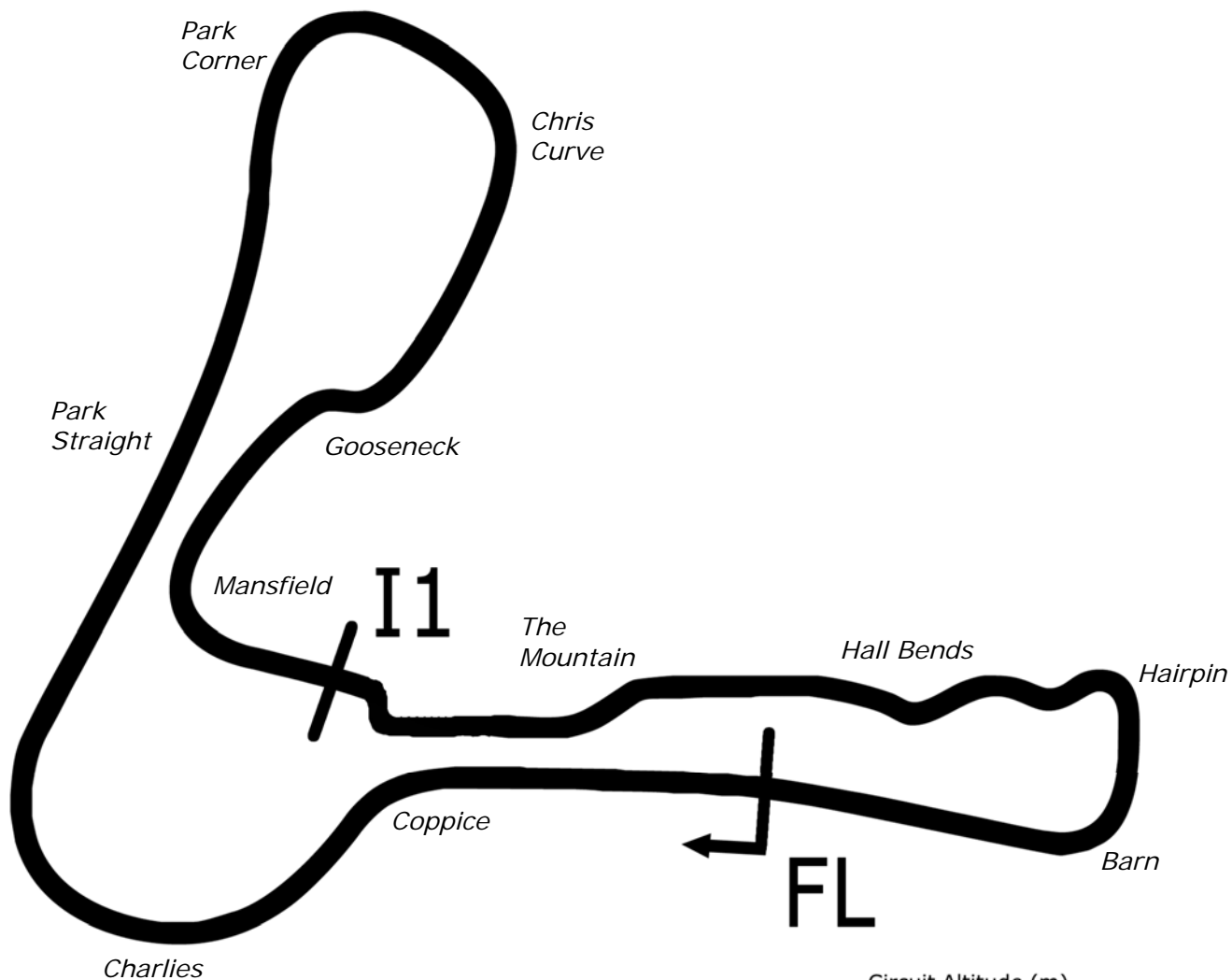
International Sidecar Festival 2022
Cadwell Park
6th / 7th August 2022



Timing & Results Provided by Timing Solutions Ltd

www.tsl-timing.com

Cadwell Park



Length	2.1800 miles	3508.4 m	
FL		53.31024 N	0.05940 W
I1	2330m	53.30708 N	0.06270 W
Pit Entry	3472m	53.31103 N	0.05889 W
Pit Exit	0m after FL	53.31030 N	0.05940 W
Pit Entry-Pit Exit 92m, 6.6s @50kph, 5.5s @60kph			

All results available at www.tsl-timing.com

International Sidecar Revival 2022
FSRA Wintec Pre-Injection Sidecars
QUALIFYING - CLASSIFICATION

POS	NO	CL	PIC NAME	ENTRY	TIME	ON	LAPS	GAP	DIFF	MPH
1	58	F2	1 SAUNDERS / STELL	Ireson YAMAHA -	1:51.468	5	5			70.40
2	25	F2	2 BINGHAM / DALTON	Honda SHELBOURNE - AB Paintworx	1:52.921	5	5	1.453	1.453	69.50
3	128	F1	1 HORTON / FORREST	WINTEC THUNDERCAT 720 - Wintec Racing	1:54.070	3	5	2.602	1.149	68.80
4	9*	F1	2 FAIRHURST / ANDREWS	Kawasaki ZX9R -	1:55.131	4	4	3.663	1.061	68.16
5	14*	F1	3 BURNS / WINFROW	Yamaha F1 - CMB Hydraulics	1:56.086	3	5	4.618	0.955	67.60
6	98	F1 G	1 T WHEATLEY / N WHEATLEY	Yamaha 750 - Peter Wheatley	1:57.142	3	5	5.674	1.056	66.99
7	167	F2	3 PETTMAN / DAWKINS	Windle 600 YAMAHA - Wesso Racing	1:57.251	3	4	5.783	0.109	66.93
8	77	F1	4 BROOKS / HULME	Kawasaki ZZR 1100CC -	1:58.648	4	4	7.180	1.397	66.14
9	181	F1	5 TIBBLES / GREENWOOD	Yamaha FJ 1100 -	2:00.703	2	4	9.235	2.055	65.01
10	88	F1	6 STEPHENSON / RANSON	Baker SUZUKI -	2:07.212	3	3	15.744	6.509	61.69
11	44	F2	4 PEARSON / PEARSON	Windle YAMAHA -	2:08.430	3	4	16.962	1.218	61.10
12	16	F2	5 SALLEH / FAIRHURST	Ireson THUNDERCAT -	2:09.682	4	4	18.214	1.252	60.51
13	127	F1	7 McMAHON / ROSS	Shelbourne SUZUKI -	2:09.925	4	4	18.457	0.243	60.40
14	967	F2	6 HODGSON / WILLIAMS	Shelbourne HONDA 600 -	2:10.912	2	2	19.444	0.987	59.94
15	30	F2 G	1 BUTLER/ THOMAS	Ireson F2 - MDK Office Seating Ltd	2:11.914	4	4	20.446	1.002	59.49
16	73	F2	7 CRAWFORD / DAVIES	Honda GLR -	2:11.924	1	1	20.456	0.010	59.48
17	156	F2	8 TYRRELL / KEMP	- MDD Mobile Digital Displays	2:48.494	2	3	57.026	36.570	46.57
18	281	F2	9 B ROBERTS / N ROBERTS	Jacobs KAWASAKI 600 - W J Roberts LTD			0			

* No. 9 & 14 - Fastest lap disallowed - overtaking under yellow flags

Weather / Track : Bright / Dry

These results are provisional until the conclusion of any judicial and technical matters.

Cadwell Park: 2.1800 miles

Date: 06/08/2022 Start: 10:06 Finish: 10:15

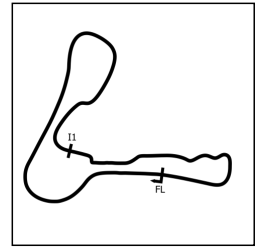
Clerk Of Course :	Stewards :	Timekeeper : <i>Craig Smith</i>
-------------------	------------	------------------------------------

Results can be found at www.tsl-timing.com

Printed - 10:19 Saturday, 06 August 2022



International Sidecar Revival 2022
FSRA Wintec Pre-Injection Sidecars
QUALIFYING - SECTOR ANALYSIS



SECTOR 1 = FL to I1, SECTOR 2 = I1 to FL, DIFF = Difference To Personal Best Lap, P = Crossed Finish Line in Pit Lane, D = Time Disallowed

P1 58 F2 SAUNDERS / STELL		Ireson YAMAHA -				
IDEAL LAP TIME : 1:51.468		BEST LAP TIME : 1:51.468		DIFFERENCE : 0.000		
LAP	SECTOR 1	SECTOR 2	LAP TIME	MPH	DIFF	TIME OF DAY
1 -	1:12.077	50.965	2:03.042	63.78	11.574	10:09:56.667
2 -	1:08.955	54.102	2:03.057	63.77	11.589	10:11:59.724
3 -	1:08.397	47.990	1:56.387 (3)	67.43	4.919	10:13:56.111
4 -	1:05.512	47.598	1:53.110 (2)	69.38	1.642	10:15:49.221
5 -	1:04.202	47.266	1:51.468 (1)	70.40		10:17:40.689

P2 25 F2 BINGHAM / DALTON		Honda SHELBOURNE - AB Paintworx				
IDEAL LAP TIME : 1:52.921		BEST LAP TIME : 1:52.921		DIFFERENCE : 0.000		
LAP	SECTOR 1	SECTOR 2	LAP TIME	MPH	DIFF	TIME OF DAY
1 -	1:07.852	49.931	1:57.783	66.63	4.862	10:09:22.998
2 -	1:08.988	47.667	1:56.655	67.27	3.734	10:11:19.653
3 -	1:07.306	48.715	1:56.021 (2)	67.64	3.100	10:13:15.674
4 -	1:07.841	48.185	1:56.026 (3)	67.64	3.105	10:15:11.700
5 -	1:05.839	47.082	1:52.921 (1)	69.50		10:17:04.621

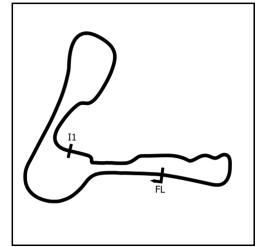
P3 128 F1 HORTON / FORREST		WINTEC THUNDERCAT 720 - Wintec Racing				
IDEAL LAP TIME : 1:54.070		BEST LAP TIME : 1:54.070		DIFFERENCE : 0.000		
LAP	SECTOR 1	SECTOR 2	LAP TIME	MPH	DIFF	TIME OF DAY
1 -	1:08.381	50.296	1:58.677 (3)	66.12	4.607	10:09:22.343
2 -	1:10.220	49.919	2:00.139	65.32	6.069	10:11:22.482
3 -	1:05.197	48.873	1:54.070 (1)	68.80		10:13:16.552
4 -	1:08.301	53.945	2:02.246	64.19	8.176	10:15:18.798
5 -	1:05.348	48.930	1:54.278 (2)	68.67	0.208	10:17:13.076

P4 9 F1 FAIRHURST / ANDREWS		Kawasaki ZX9R -				
IDEAL LAP TIME : 1:53.758		BEST LAP TIME : 1:55.131		DIFFERENCE : 1.373		
LAP	SECTOR 1	SECTOR 2	LAP TIME	MPH	DIFF	TIME OF DAY
1 -	1:19.558	52.986	2:12.544 (3)	59.21	17.413	10:10:22.808
2 -	1:06.402	49.975	1:56.377 (2)	67.43	1.246	10:12:19.185
3 -	1:04.811	48.947	1:53.758 D	68.98		10:14:12.943
4 -	1:06.043	49.088	1:55.131 (1)	68.16		10:16:08.074

P5 14 F1 BURNS / WINFROW		Yamaha F1 - CMB Hydraulics				
IDEAL LAP TIME : 1:55.051		BEST LAP TIME : 1:56.086		DIFFERENCE : 1.035		
LAP	SECTOR 1	SECTOR 2	LAP TIME	MPH	DIFF	TIME OF DAY
1 -	1:09.259	49.399	1:58.658	66.14	2.572	10:09:21.024
2 -	1:10.010	48.166	1:58.176 (3)	66.40	2.090	10:11:19.200
3 -	1:06.919	49.167	1:56.086 (1)	67.60		10:13:15.286
4 -	1:07.945	48.255	1:56.200 (2)	67.53	0.114	10:15:11.486
5 -	1:06.885	49.118	1:56.003 D	67.65		10:17:07.489

P6 98 F1 G T WHEATLEY / N WHEATLEY		Yamaha 750 - Peter Wheatley				
IDEAL LAP TIME : 1:55.943		BEST LAP TIME : 1:57.142		DIFFERENCE : 1.199		
LAP	SECTOR 1	SECTOR 2	LAP TIME	MPH	DIFF	TIME OF DAY
1 -	1:11.713	51.728	2:03.441	63.57	6.299	10:09:57.856
2 -	1:07.969	54.999	2:02.968	63.82	5.826	10:12:00.824
3 -	1:07.899	49.243	1:57.142 (1)	66.99		10:13:57.966
4 -	1:08.372	49.699	1:58.071 (2)	66.46	0.929	10:15:56.037
5 -	1:06.700	51.766	1:58.466 (3)	66.24	1.324	10:17:54.503

International Sidecar Revival 2022
FSRA Wintec Pre-Injection Sidecars
QUALIFYING - SECTOR ANALYSIS



SECTOR 1 = FL to I1, SECTOR 2 = I1 to FL, DIFF = Difference To Personal Best Lap, P = Crossed Finish Line in Pit Lane, D = Time Disallowed

P7 167 F2		PETTMAN / DAWKINS		Windle 600 YAMAHA - Wesso Racing			
IDEAL LAP TIME : 1:56.734		BEST LAP TIME : 1:57.251		DIFFERENCE : 0.517			
LAP	SECTOR 1	SECTOR 2	LAP TIME	MPH	DIFF	TIME OF DAY	
1 -	1:09.719	49.418	1:59.137	65.87	1.886	10:09:25.248	
2 -	1:08.815	49.034	1:57.849 (3)	66.59	0.598	10:11:23.097	
3 -	1:07.700	49.551	1:57.251 (1)	66.93		10:13:20.348	
4 -	1:08.096	49.492	1:57.588 (2)	66.74	0.337	10:15:17.936	

P8 77 F1		BROOKS / HULME		Kawasaki ZZR 1100CC -			
IDEAL LAP TIME : 1:57.906		BEST LAP TIME : 1:58.648		DIFFERENCE : 0.742			
LAP	SECTOR 1	SECTOR 2	LAP TIME	MPH	DIFF	TIME OF DAY	
1 -	1:18.664	53.821	2:12.485	59.23	13.837	10:10:16.204	
2 -	1:10.230	52.511	2:02.741 (3)	63.94	4.093	10:12:18.945	
3 -	1:08.988	51.211	2:00.199 (2)	65.29	1.551	10:14:19.144	
4 -	1:06.695	51.953	1:58.648 (1)	66.14		10:16:17.792	

P9 181 F1		TIBBLES / GREENWOOD		Yamaha FJ 1100 -			
IDEAL LAP TIME : 2:00.421		BEST LAP TIME : 2:00.703		DIFFERENCE : 0.282			
LAP	SECTOR 1	SECTOR 2	LAP TIME	MPH	DIFF	TIME OF DAY	
1 -	1:14.928	52.291	2:07.219	61.68	6.516	10:10:10.453	
2 -	1:09.507	51.196	2:00.703 (1)	65.01		10:12:11.156	
3 -	1:10.698	50.914	2:01.612 (2)	64.53	0.909	10:14:12.768	
4 -	1:09.541	52.969	2:02.510 (3)	64.06	1.807	10:16:15.278	

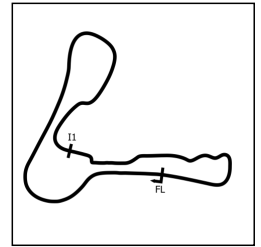
P10 88 F1		STEPHENSON / RANSON		Baker SUZUKI -			
IDEAL LAP TIME : 2:07.212		BEST LAP TIME : 2:07.212		DIFFERENCE : 0.000			
LAP	SECTOR 1	SECTOR 2	LAP TIME	MPH	DIFF	TIME OF DAY	
1 -	1:16.039	54.684	2:10.723 (3)	60.03	3.511	10:09:47.957	
2 -	1:15.553	54.131	2:09.684 (2)	60.51	2.472	10:11:57.641	
3 -	1:14.220	52.992	2:07.212 (1)	61.69		10:14:04.853	

P11 44 F2		PEARSON / PEARSON		Windle YAMAHA -			
IDEAL LAP TIME : 2:08.127		BEST LAP TIME : 2:08.430		DIFFERENCE : 0.303			
LAP	SECTOR 1	SECTOR 2	LAP TIME	MPH	DIFF	TIME OF DAY	
1 -	1:28.185	59.076	2:27.261	53.29	18.831	10:10:22.313	
2 -	1:20.289	54.330	2:14.619 (3)	58.29	6.189	10:12:36.932	
3 -	1:14.433	53.997	2:08.430 (1)	61.10		10:14:45.362	
4 -	1:14.130	55.220	2:09.350 (2)	60.67	0.920	10:16:54.712	

P12 16 F2		SALLEH / FAIRHURST		Ireson THUNDERCAT -			
IDEAL LAP TIME : 2:09.673		BEST LAP TIME : 2:09.682		DIFFERENCE : 0.009			
LAP	SECTOR 1	SECTOR 2	LAP TIME	MPH	DIFF	TIME OF DAY	
1 -	1:18.742	54.467	2:13.209	58.91	3.527	10:09:46.608	
2 -	1:16.499	54.316	2:10.815 (2)	59.99	1.133	10:11:57.423	
3 -	1:16.758	54.402	2:11.160 (3)	59.83	1.478	10:14:08.583	
4 -	1:15.357	54.325	2:09.682 (1)	60.51		10:16:18.265	

P13 127 F1		McMAHON / ROSS		Shelbourne SUZUKI -			
IDEAL LAP TIME : 2:09.516		BEST LAP TIME : 2:09.925		DIFFERENCE : 0.409			
LAP	SECTOR 1	SECTOR 2	LAP TIME	MPH	DIFF	TIME OF DAY	
1 -	1:19.117	55.593	2:14.710 (3)	58.25	4.785	10:09:43.926	
2 -	1:19.548	56.360	2:15.908	57.74	5.983	10:11:59.834	
3 -	1:16.364	54.192	2:10.556 (2)	60.11	0.631	10:14:10.390	
4 -	1:15.324	54.601	2:09.925 (1)	60.40		10:16:20.315	

International Sidecar Revival 2022
FSRA Wintec Pre-Injection Sidecars
QUALIFYING - SECTOR ANALYSIS



SECTOR 1 = FL to I1, SECTOR 2 = I1 to FL, DIFF = Difference To Personal Best Lap, P = Crossed Finish Line in Pit Lane, D = Time Disallowed

P14	967 F2	HODGSON / WILLIAMS	Shelbourne HONDA 600 -			
IDEAL LAP TIME : 2:09.851		BEST LAP TIME : 2:10.912		DIFFERENCE : 1.061		
LAP	SECTOR 1	SECTOR 2	LAP TIME	MPH	DIFF	TIME OF DAY
1 -	1:18.390	54.357	2:12.747 (2)	59.12	1.835	10:09:49.806
2 -	1:15.494	55.418	2:10.912 (1)	59.94		10:12:00.718

P15	30 F2 G	BUTLER/ THOMAS	Ireson F2 - MDK Office Seating Ltd			
IDEAL LAP TIME : 2:11.387		BEST LAP TIME : 2:11.914		DIFFERENCE : 0.527		
LAP	SECTOR 1	SECTOR 2	LAP TIME	MPH	DIFF	TIME OF DAY
1 -	1:24.359	57.214	2:21.573	55.43	9.659	10:10:29.991
2 -	1:18.426	56.024	2:14.450 (3)	58.37	2.536	10:12:44.441
3 -	1:16.112	56.539	2:12.651 (2)	59.16	0.737	10:14:57.092
4 -	1:16.639	55.275	2:11.914 (1)	59.49		10:17:09.006

P16	73 F2	CRAWFORD / DAVIES	Honda GLR -			
IDEAL LAP TIME : 2:11.924		BEST LAP TIME : 2:11.924		DIFFERENCE : 0.000		
LAP	SECTOR 1	SECTOR 2	LAP TIME	MPH	DIFF	TIME OF DAY
1 -	1:16.984	54.940	2:11.924 (1)	59.48		10:09:47.899

P17	156 F2	TYRRELL / KEMP	- MDD Mobile Digital Displays			
IDEAL LAP TIME : 2:48.494		BEST LAP TIME : 2:48.494		DIFFERENCE : 0.000		
LAP	SECTOR 1	SECTOR 2	LAP TIME	MPH	DIFF	TIME OF DAY
1 -	1:43.996	1:08.841	2:52.837 (3)	45.40	4.343	10:11:10.275
2 -	1:39.821	1:08.673	2:48.494 (1)	46.57		10:13:58.769
3 -	1:42.086	1:08.792	2:50.878 (2)	45.92	2.384	10:16:49.647

International Sidecar Revival 2022

FSRA Wintec Pre-Injection Sidecars

QUALIFYING - BEST SECTORS

SECTOR 1			SECTOR 2			IDEAL / BEST COMPARISON						
POS	NO	NAME	TIME	NO	NAME	TIME	POS	NO	NAME	IDEAL	BEST	DIFF
									PERFECT LAP	1:51.284		
1	58	SAUNDERS / STELL	1:04.202	25	BINGHAM / DALTON	47.082	1	58	SAUNDERS / STELL	1:51.468	1:51.468	0.000
2	9	FAIRHURST / ANDREWS	1:04.811	58	SAUNDERS / STELL	47.266	2	25	BINGHAM / DALTON	1:52.921	1:52.921	0.000
3	128	HORTON / FORREST	1:05.197	14	BURNS / WINFROW	48.166	3	9	FAIRHURST / ANDRE	1:53.758	1:55.131	1.373
4	25	BINGHAM / DALTON	1:05.839	128	HORTON / FORREST	48.873	4	128	HORTON / FORREST	1:54.070	1:54.070	0.000
5	77	BROOKS / HULME	1:06.695	9	FAIRHURST / ANDREWS	48.947	5	14	BURNS / WINFROW	1:55.051	1:56.086	1.035
6	98	T WHEATLEY / N WHEATLEY	1:06.700	167	PETTMAN / DAWKINS	49.034	6	98	T WHEATLEY / N WH	1:55.943	1:57.142	1.199
7	14	BURNS / WINFROW	1:06.885	98	T WHEATLEY / N WHEATLEY	49.243	7	167	PETTMAN / DAWKINS	1:56.734	1:57.251	0.517
8	167	PETTMAN / DAWKINS	1:07.700	181	TIBBLES / GREENWOOD	50.914	8	77	BROOKS / HULME	1:57.906	1:58.648	0.742
9	181	TIBBLES / GREENWOOD	1:09.507	77	BROOKS / HULME	51.211	9	181	TIBBLES / GREENWC	2:00.421	2:00.703	0.282
10	44	PEARSON / PEARSON	1:14.130	88	STEPHENSON / RANSON	52.992	10	88	STEPHENSON / RAN	2:07.212	2:07.212	0.000
11	88	STEPHENSON / RANSON	1:14.220	44	PEARSON / PEARSON	53.997	11	44	PEARSON / PEARSO	2:08.127	2:08.430	0.303
12	127	McMAHON / ROSS	1:15.324	127	McMAHON / ROSS	54.192	12	127	McMAHON / ROSS	2:09.516	2:09.925	0.409
13	16	SALLEH / FAIRHURST	1:15.357	16	SALLEH / FAIRHURST	54.316	13	16	SALLEH / FAIRHURS	2:09.673	2:09.682	0.009
14	967	HODGSON / WILLIAMS	1:15.494	967	HODGSON / WILLIAMS	54.357	14	967	HODGSON / WILLIAM	2:09.851	2:10.912	1.061
15	30	BUTLER/ THOMAS	1:16.112	73	CRAWFORD / DAVIES	54.940	15	30	BUTLER/ THOMAS	2:11.387	2:11.914	0.527
16	73	CRAWFORD / DAVIES	1:16.984	30	BUTLER/ THOMAS	55.275	16	73	CRAWFORD / DAVIE	2:11.924	2:11.924	0.000
17	156	TYRRELL / KEMP	1:39.821	156	TYRRELL / KEMP	1:08.673	17	156	TYRRELL / KEMP	2:48.494	2:48.494	0.000
18												

International Sidecar Revival 2022

FSRA Wintec Pre-Injection Sidecars

QUALIFYING - STATISTICS

Competitors Started 18
Planned Start 2022-08-06 @ 10:08:00.000
Actual Start 2022-08-06 @ 10:06:45.887
Finish Time 2022-08-06 @ 10:15:57.402
Track Length 2.1800mi.
Total Laps 66
Total Distance Covered 143.8812mi.

Session Fastest Lap History

NO	CL	NAME	LAP TIME	TIME OF DAY	LAP	VEHICLE
14	F1	BURNS / WINFROW	1:58.658	10:09:21.055	1	Yamaha F1
25	F2	BINGHAM / DALTON	1:57.783	10:09:23.031	1	Honda SHELBOURNE
25	F2	BINGHAM / DALTON	1:56.655	10:11:19.685	2	Honda SHELBOURNE
9	F1	FAIRHURST / ANDREWS	1:56.377	10:12:19.203	2	Kawasaki ZX9R
14	F1	BURNS / WINFROW	1:56.086	10:13:15.313	3	Yamaha F1
25	F2	BINGHAM / DALTON	1:56.021	10:13:15.705	3	Honda SHELBOURNE
128	F1	HORTON / FORREST	1:54.070	10:13:16.573	3	WINTEC THUNDERCAT 720
58	F2	SAUNDERS / STELL	1:53.110	10:15:49.240	4	Ireson YAMAHA
25	F2	BINGHAM / DALTON	1:52.921	10:17:04.652	5	Honda SHELBOURNE
58	F2	SAUNDERS / STELL	1:51.468	10:17:40.708	5	Ireson YAMAHA

Flag History

TYPE	TIME OF DAY
GREEN	10:06:45.887
FINISH	10:15:57.402

Flag Statistics

TYPE	COUNT	TOTAL LAPS	TOTAL TIME
Green	1	5	11:14.209
Red	0	0	0.000
Safety Car	0	0	0.000
FCY	0	0	0.000

International Sidecar Revival 2022
FSRA Wintec Pre-Injection Sidecars
QUALIFYING - STATISTICS

CLASS : F1

7 Starters

Fastest Lap History

NO	NAME	LAP TIME	TIME OF DAY	LAP	VEHICLE
14	BURNS / WINFROW	1:58.658	10:09:21.055	1	Yamaha F1
14	BURNS / WINFROW	1:58.176	10:11:19.227	2	Yamaha F1
9	FAIRHURST / ANDREWS	1:56.377	10:12:19.203	2	Kawasaki ZX9R
14	BURNS / WINFROW	1:56.086	10:13:15.313	3	Yamaha F1
128	HORTON / FORREST	1:54.070	10:13:16.573	3	WINTEC THUNDERCAT 720

International Sidecar Revival 2022
FSRA Wintec Pre-Injection Sidecars
QUALIFYING - STATISTICS

CLASS : F2

9 Starters

Fastest Lap History

NO	NAME	LAP TIME	TIME OF DAY	LAP	VEHICLE
25	BINGHAM / DALTON	1:57.783	10:09:23.031	1	Honda SHELBOURNE
25	BINGHAM / DALTON	1:56.655	10:11:19.685	2	Honda SHELBOURNE
25	BINGHAM / DALTON	1:56.021	10:13:15.705	3	Honda SHELBOURNE
58	SAUNDERS / STELL	1:53.110	10:15:49.240	4	Ireson YAMAHA
25	BINGHAM / DALTON	1:52.921	10:17:04.652	5	Honda SHELBOURNE
58	SAUNDERS / STELL	1:51.468	10:17:40.708	5	Ireson YAMAHA

International Sidecar Revival 2022
FSRA Wintec Pre-Injection Sidecars
QUALIFYING - STATISTICS

CLASS : F2 G

1 Starters

Fastest Lap History

NO	NAME	LAP TIME	TIME OF DAY	LAP	VEHICLE
30	BUTLER/ THOMAS	2:21.573	10:10:30.010	1	Ireson F2
30	BUTLER/ THOMAS	2:14.450	10:12:44.462	2	Ireson F2
30	BUTLER/ THOMAS	2:12.651	10:14:57.115	3	Ireson F2
30	BUTLER/ THOMAS	2:11.914	10:17:09.026	4	Ireson F2

International Sidecar Revival 2022
FSRA Wintec Pre-Injection Sidecars
QUALIFYING - STATISTICS

CLASS : F1 G

1 Starters

Fastest Lap History

NO	NAME	LAP TIME	TIME OF DAY	LAP	VEHICLE
98	T WHEATLEY / N WHEATLEY	2:03.441	10:09:57.879	1	Yamaha 750
98	T WHEATLEY / N WHEATLEY	2:02.968	10:12:00.795	2	Yamaha 750
98	T WHEATLEY / N WHEATLEY	1:57.142	10:13:57.987	3	Yamaha 750

International Sidecar Revival 2022
FSRA Wintec Pre-Injection Sidecars
RACE 5 - GRID (6 Laps)

ROW 10	19	97	DAWSON / SIMS	
ROW 9	17	156	TYRRELL / KEMP	2:48.494
	18	281	B ROBERTS / N ROBERTS	
ROW 8	15	30	BUTLER/ THOMAS	2:11.914
	16	73	CRAWFORD / DAVIES	2:11.924
ROW 7	13	127	McMAHON / ROSS	2:09.925
	14	967	HODGSON / WILLIAMS	2:10.912
ROW 6	11	44	PEARSON / PEARSON	2:08.430
	12	16	SALLEH / FAIRHURST	2:09.682
ROW 5	9	181	TIBBLES / GREENWOOD	2:00.703
	10	88	STEPHENSON / RANSON	2:07.212
ROW 4	7	167	PETTMAN / DAWKINS	1:57.251
	8	77	BROOKS / HULME	1:58.648
ROW 3	5	14	BURNS / WINFROW	1:56.086
	6	98	T WHEATLEY / N WHEATLEY	1:57.142
ROW 2	3	128	HORTON / FORREST	1:54.070
	4	9	FAIRHURST / ANDREWS	1:55.131
ROW 1	1	58	SAUNDERS / STELL	1:51.468
	2	25	BINGHAM / DALTON	1:52.921
Pole				

Cadwell Park: 2.1800 miles

These results are provisional until the conclusion of any judicial and technical matters.

Clerk Of Course :	Stewards :	Timekeeper : Craig Smith
-------------------	------------	--------------------------

Results can be found at www.tsl-timing.com

Printed - 10:19 Saturday, 06 August 2022



International Sidecar Revival 2022
FSRA Wintec Pre-Injection Sidecars
RACE 5 - CLASSIFICATION

POS	NO	CL	PIC NAME	ENTRY	LAPS	TIME	GAP	DIFF	MPH	BEST	ON
1	25	F2	1 BINGHAM / DALTON	Honda SHELBOURNE - AB Paintworx	6	11:16.351			69.62	1:50.191	4
2	58	F2	2 SAUNDERS / STELL	Ireson YAMAHA -	6	11:16.971	0.620	0.620	69.55	1:51.339	5
3	9	F1	1 FAIRHURST / ANDREWS	Kawasaki ZX9R -	6	11:25.787	9.436	8.816	68.66	1:50.337	4
4	14	F1	2 BURNS / WINFROW	Yamaha F1 - CMB Hydraulics	6	11:28.626	12.275	2.839	68.38	1:52.308	5
5	98	F1 G	1 T WHEATLEY / N WHEATLEY	Yamaha 750 - Peter Wheatley	6	11:38.985	22.634	10.359	67.36	1:53.823	4
6	128	F1	3 HORTON / FORREST	WINTEC THUNDERCAT 720 - Wintec Racing	6	11:39.328	22.977	0.343	67.33	1:51.145	5
7	167	F2	3 PETTMAN / DAWKINS	Windle 600 YAMAHA - Wesso Racing	6	11:46.448	30.097	7.120	66.65	1:55.104	5
8	181	F1	4 TIBBLES / GREENWOOD	Yamaha FJ 1100 -	6	12:05.105	48.754	18.657	64.94	1:56.528	2
9	73	F2	4 CRAWFORD / DAVIES	Honda GLR -	6	12:31.109	1:14.758	26.004	62.69	2:01.279	6
10	16	F2	5 SALLEH / FAIRHURST	Ireson THUNDERCAT -	6	12:31.322	1:14.971	0.213	62.67	2:02.535	2
11	281	F2	6 B ROBERTS / N ROBERTS	Jacobs KAWASAKI 600 - W J Roberts LTD	6	12:38.353	1:22.002	7.031	62.09	2:01.431	5
12	127	F1	5 McMAHON / ROSS	Shelbourne SUZUKI -	6	12:49.755	1:33.404	11.402	61.17	2:06.033	5
13	44	F2	7 PEARSON / PEARSON	Windle YAMAHA -	6	12:50.449	1:34.098	0.694	61.11	2:04.770	5
14	30	F2 G	1 BUTLER / THOMAS	Ireson F2 - MDK Office Seating Ltd	6	13:03.901	1:47.550	13.452	60.06	2:07.473	4
15	156	F2	8 TYRRELL / KEMP	- MDD Mobile Digital Displays	4	11:22.657	2 Laps	2 Laps	45.98	2:42.247	4

NOT CLASSIFIED

DNF	77	F1	BROOKS / HULME	Kawasaki ZZR 1100CC -	1	2:00.458	5 Laps	3 Laps	65.15		
DNF	88	F1	STEPHENSON / RANSON	Baker SUZUKI -	0						
DNF	967	F2	HODGSON / WILLIAMS	Shelbourne HONDA 600 -	0						

FASTEST LAP

25	F2	BINGHAM / DALTON	Honda SHELBOURNE - AB Paintworx	4	1:50.191	71.22 mph	114.62 kph
9	F1	FAIRHURST / ANDREWS	Kawasaki ZX9R -	4	1:50.337	71.12 mph	114.46 kph
98	F1 G	T WHEATLEY / N WHEATLEY	Yamaha 750 - Peter Wheatley	4	1:53.823	68.94 mph	110.96 kph
30	F2 G	BUTLER / THOMAS	Ireson F2 - MDK Office Seating Ltd	4	2:07.473	61.56 mph	99.08 kph

Class F2 - 92.5% of Race Speed = 64.39 mph
 Class F1 - 92.5% of Race Speed = 63.51 mph
 Class F1 G - 92.5% of Race Speed = 62.30 mph
 Class F2 G - 92.5% of Race Speed = 55.55 mph

Weather / Track : Bright / Dry

These results are provisional until the conclusion of any judicial and technical matters.

Race Distance: 6 Laps / 13.08 miles

Cadwell Park: 2.1800 miles

Date: 06/08/2022 Start: 13:12 Finish: 13:24

Clerk Of Course :	Stewards :	Timekeeper : <i>Craig Smith</i>
-------------------	------------	------------------------------------

Results can be found at www.tsl-timing.com

Printed - 13:28 Saturday, 06 August 2022



International Sidecar Revival 2022

FSRA Wintec Pre-Injection Sidecars

RACE 5 - LAP CHART

LAP 1 @ 13:14:54.901

NO	BEHIND	LAP TIME
58		1:56.532
14	1.484	1:58.016
77	3.926	2:00.458
25	4.284	2:00.816
9	4.892	2:01.424
98	6.139	2:02.671
167	9.086	2:05.618
181	9.353	2:05.885
73	15.116	2:11.648
127	15.432	2:11.964
16	15.565	2:12.097
128	16.166	2:12.698
44	22.581	2:19.113
281	22.713	2:19.245
30	26.127	2:22.659
156	1:07.624	3:04.156

LAP 2 @ 13:16:46.914

NO	BEHIND	LAP TIME
58		1:52.013
14	4.493	1:55.022
25	4.603	1:52.332
9	7.961	1:55.082
98	9.401	1:55.275
181	13.868	1:56.528
167	14.440	1:57.367
128	18.849	1:54.696
73	26.040	2:02.937
16	26.087	2:02.535
127	30.311	2:06.892
281	33.351	2:02.651
44	39.006	2:08.438
30	43.060	2:08.946

LAP 3 @ 13:18:40.317

NO	BEHIND	LAP TIME
58		1:53.403
25	2.182	1:50.982
14	5.087	1:53.997
9	7.403	1:52.845
98	10.416	1:54.418
156	1 Lap	2:49.187
167	16.174	1:55.137
128	19.473	1:54.027
181	19.975	1:59.510
16	36.372	2:03.688
73	37.695	2:05.058
127	43.275	2:06.367
281	44.302	2:04.354
44	53.915	2:08.312
30	57.262	2:07.605

LAP 4 @ 13:20:31.975

NO	BEHIND	LAP TIME
58		1:51.658
25	0.715	1:50.191
9	6.082	1:50.337
14	7.752	1:54.323
98	12.581	1:53.823
167	21.386	1:56.870
128	21.494	1:53.679

181	27.900	1:59.583
16	50.351	2:05.637
73	52.323	2:06.286
281	1:01.546	2:08.902
127	1:02.884	2:11.267
156	1 Lap	2:47.067
44	1:07.251	2:04.994
30	1:13.077	2:07.473

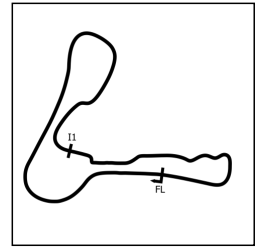
LAP 5 @ 13:22:23.314

NO	BEHIND	LAP TIME
58		1:51.339
25	0.299	1:50.923
9	8.277	1:53.534
14	8.721	1:52.308
98	16.443	1:55.201
128	21.300	1:51.145
167	25.151	1:55.104
181	37.354	2:00.793
16	1:02.298	2:03.286
73	1:04.885	2:03.901
281	1:11.638	2:01.431
127	1:17.578	2:06.033
44	1:20.682	2:04.770
30	1:30.483	2:08.745

LAP 6 @ 13:24:14.720

NO	BEHIND	LAP TIME
25		1:51.107
58	0.620	1:52.026
156	2 Laps	2:42.247
9	9.436	1:52.565
14	12.275	1:54.960
98	22.634	1:57.597
128	22.977	1:53.083
167	30.097	1:56.352
181	48.754	2:02.806
73	1:14.758	2:01.279
16	1:14.971	2:04.079
281	1:22.002	2:01.770
127	1:33.404	2:07.232
44	1:34.098	2:04.822
30	1:47.550	2:08.473

International Sidecar Revival 2022
FSRA Wintec Pre-Injection Sidecars
RACE 5 - SECTOR ANALYSIS



SECTOR 1 = FL to I1, SECTOR 2 = I1 to FL, DIFF = Difference To Personal Best Lap, P = Crossed Finish Line in Pit Lane, D = Time Disallowed

P1 25 F2		BINGHAM / DALTON		Honda SHELBOURNE - AB Paintworx		
IDEAL LAP TIME : 1:49.261		BEST LAP TIME : 1:50.191		DIFFERENCE : 0.930		
LAP	SECTOR 1	SECTOR 2	LAP TIME	MPH	DIFF	TIME OF DAY
1 -		49.392	2:00.816	64.95	10.625	13:14:59.185
2 -	1:05.035	47.297	1:52.332	69.86	2.141	13:16:51.517
3 -	1:03.560	47.422	1:50.982 (3)	70.71	0.791	13:18:42.499
4 -	1:04.300	45.891	1:50.191 (1)	71.22		13:20:32.690
5 -	1:03.370	47.553	1:50.923 (2)	70.75	0.732	13:22:23.613
6 -	1:03.548	47.559	1:51.107	70.63	0.916	13:24:14.720

P2 58 F2		SAUNDERS / STELL		Ireson YAMAHA -		
IDEAL LAP TIME : 1:50.860		BEST LAP TIME : 1:51.339		DIFFERENCE : 0.479		
LAP	SECTOR 1	SECTOR 2	LAP TIME	MPH	DIFF	TIME OF DAY
1 -		47.669	1:56.532	67.34	5.193	13:14:54.901
2 -	1:04.800	47.213	1:52.013 (3)	70.06	0.674	13:16:46.914
3 -	1:04.221	49.182	1:53.403	69.20	2.064	13:18:40.317
4 -	1:04.417	47.241	1:51.658 (2)	70.28	0.319	13:20:31.975
5 -	1:03.741	47.598	1:51.339 (1)	70.48		13:22:23.314
6 -	1:03.647	48.379	1:52.026	70.05	0.687	13:24:15.340

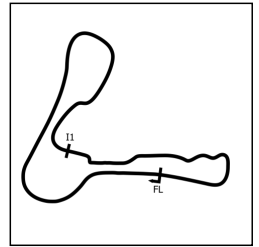
P3 9 F1		FAIRHURST / ANDREWS		Kawasaki ZX9R -		
IDEAL LAP TIME : 1:49.956		BEST LAP TIME : 1:50.337		DIFFERENCE : 0.381		
LAP	SECTOR 1	SECTOR 2	LAP TIME	MPH	DIFF	TIME OF DAY
1 -		48.492	2:01.424	64.63	11.087	13:14:59.793
2 -	1:05.163	49.919	1:55.082	68.19	4.745	13:16:54.875
3 -	1:04.951	47.894	1:52.845 (3)	69.54	2.508	13:18:47.720
4 -	1:02.425	47.912	1:50.337 (1)	71.12		13:20:38.057
5 -	1:04.925	48.609	1:53.534	69.12	3.197	13:22:31.591
6 -	1:05.034	47.531	1:52.565 (2)	69.72	2.228	13:24:24.156

P4 14 F1		BURNS / WINFROW		Yamaha F1 - CMB Hydraulics		
IDEAL LAP TIME : 1:52.308		BEST LAP TIME : 1:52.308		DIFFERENCE : 0.000		
LAP	SECTOR 1	SECTOR 2	LAP TIME	MPH	DIFF	TIME OF DAY
1 -		47.640	1:58.016	66.49	5.708	13:14:56.385
2 -	1:06.486	48.536	1:55.022	68.23	2.714	13:16:51.407
3 -	1:05.987	48.010	1:53.997 (2)	68.84	1.689	13:18:45.404
4 -	1:06.548	47.775	1:54.323 (3)	68.64	2.015	13:20:39.727
5 -	1:05.022	47.286	1:52.308 (1)	69.87		13:22:32.035
6 -	1:05.078	49.882	1:54.960	68.26	2.652	13:24:26.995

P5 98 F1 G		T WHEATLEY / N WHEATLEY		Yamaha 750 - Peter Wheatley		
IDEAL LAP TIME : 1:53.692		BEST LAP TIME : 1:53.823		DIFFERENCE : 0.131		
LAP	SECTOR 1	SECTOR 2	LAP TIME	MPH	DIFF	TIME OF DAY
1 -		49.463	2:02.671	63.97	8.848	13:15:01.040
2 -	1:06.050	49.225	1:55.275	68.08	1.452	13:16:56.315
3 -	1:06.090	48.328	1:54.418 (2)	68.59	0.595	13:18:50.733
4 -	1:05.364	48.459	1:53.823 (1)	68.94		13:20:44.556
5 -	1:06.002	49.199	1:55.201 (3)	68.12	1.378	13:22:39.757
6 -	1:06.351	51.246	1:57.597	66.73	3.774	13:24:37.354

P6 128 F1		HORTON / FORREST		WINTec THUNDERCAT 720 - Wintec Racing		
IDEAL LAP TIME : 1:50.386		BEST LAP TIME : 1:51.145		DIFFERENCE : 0.759		
LAP	SECTOR 1	SECTOR 2	LAP TIME	MPH	DIFF	TIME OF DAY
1 -		47.764	2:12.698	59.14	21.553	13:15:11.067
2 -	1:07.460	47.236	1:54.696	68.42	3.551	13:17:05.763
3 -	1:04.281	49.746	1:54.027	68.82	2.882	13:18:59.790
4 -	1:04.846	48.833	1:53.679 (3)	69.03	2.534	13:20:53.469
5 -	1:03.150	47.995	1:51.145 (1)	70.61		13:22:44.614
6 -	1:04.022	49.061	1:53.083 (2)	69.40	1.938	13:24:37.697

International Sidecar Revival 2022
FSRA Wintec Pre-Injection Sidecars
RACE 5 - SECTOR ANALYSIS



SECTOR 1 = FL to I1, SECTOR 2 = I1 to FL, DIFF = Difference To Personal Best Lap, P = Crossed Finish Line in Pit Lane, D = Time Disallowed

P7 167 F2		PETTMAN / DAWKINS		Windle 600 YAMAHA - Wesso Racing		
IDEAL LAP TIME : 1:54.441		BEST LAP TIME : 1:55.104		DIFFERENCE : 0.663		
LAP	SECTOR 1	SECTOR 2	LAP TIME	MPH	DIFF	TIME OF DAY
1 -		50.897	2:05.618	62.47	10.514	13:15:03.987
2 -	1:07.523	49.844	1:57.367	66.86	2.263	13:17:01.354
3 -	1:07.079	48.058	1:55.137 (2)	68.16	0.033	13:18:56.491
4 -	1:07.354	49.516	1:56.870	67.15	1.766	13:20:53.361
5 -	1:06.383	48.721	1:55.104 (1)	68.18		13:22:48.465
6 -	1:07.502	48.850	1:56.352 (3)	67.45	1.248	13:24:44.817

P8 181 F1		TIBBLES / GREENWOOD		Yamaha FJ 1100 -		
IDEAL LAP TIME : 1:56.528		BEST LAP TIME : 1:56.528		DIFFERENCE : 0.000		
LAP	SECTOR 1	SECTOR 2	LAP TIME	MPH	DIFF	TIME OF DAY
1 -		51.321	2:05.885	62.34	9.357	13:15:04.254
2 -	1:06.735	49.793	1:56.528 (1)	67.34		13:17:00.782
3 -	1:08.601	50.909	1:59.510 (2)	65.66	2.982	13:19:00.292
4 -	1:08.259	51.324	1:59.583 (3)	65.62	3.055	13:20:59.875
5 -	1:09.822	50.971	2:00.793	64.97	4.265	13:23:00.668
6 -	1:12.895	49.911	2:02.806	63.90	6.278	13:25:03.474

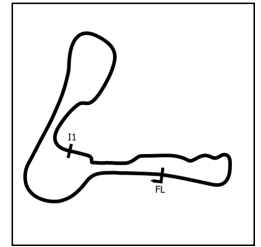
P9 73 F2		CRAWFORD / DAVIES		Honda GLR -		
IDEAL LAP TIME : 2:01.279		BEST LAP TIME : 2:01.279		DIFFERENCE : 0.000		
LAP	SECTOR 1	SECTOR 2	LAP TIME	MPH	DIFF	TIME OF DAY
1 -		54.000	2:11.648	59.61	10.369	13:15:10.017
2 -	1:09.628	53.309	2:02.937 (2)	63.83	1.658	13:17:12.954
3 -	1:10.711	54.347	2:05.058	62.75	3.779	13:19:18.012
4 -	1:11.990	54.296	2:06.286	62.14	5.007	13:21:24.298
5 -	1:10.575	53.326	2:03.901 (3)	63.34	2.622	13:23:28.199
6 -	1:09.221	52.058	2:01.279 (1)	64.71		13:25:29.478

P10 16 F2		SALLEH / FAIRHURST		Ireson THUNDERCAT -		
IDEAL LAP TIME : 2:01.039		BEST LAP TIME : 2:02.535		DIFFERENCE : 1.496		
LAP	SECTOR 1	SECTOR 2	LAP TIME	MPH	DIFF	TIME OF DAY
1 -		53.829	2:12.097	59.41	9.562	13:15:10.466
2 -	1:09.704	52.831	2:02.535 (1)	64.04		13:17:13.001
3 -	1:10.804	52.884	2:03.688 (3)	63.45	1.153	13:19:16.689
4 -	1:13.507	52.130	2:05.637	62.46	3.102	13:21:22.326
5 -	1:10.435	52.851	2:03.286 (2)	63.65	0.751	13:23:25.612
6 -	1:12.744	51.335	2:04.079	63.25	1.544	13:25:29.691

P11 281 F2		B ROBERTS / N ROBERTS		Jacobs KAWASAKI 600 - W J Roberts LTD		
IDEAL LAP TIME : 2:01.318		BEST LAP TIME : 2:01.431		DIFFERENCE : 0.113		
LAP	SECTOR 1	SECTOR 2	LAP TIME	MPH	DIFF	TIME OF DAY
1 -		53.256	2:19.245	56.36	17.814	13:15:17.614
2 -	1:11.207	51.444	2:02.651 (3)	63.98	1.220	13:17:20.265
3 -	1:13.055	51.299	2:04.354	63.11	2.923	13:19:24.619
4 -	1:14.942	53.960	2:08.902	60.88	7.471	13:21:33.521
5 -	1:10.604	50.827	2:01.431 (1)	64.62		13:23:34.952
6 -	1:11.056	50.714	2:01.770 (2)	64.44	0.339	13:25:36.722

P12 127 F1		McMAHON / ROSS		Shelbourne SUZUKI -		
IDEAL LAP TIME : 2:05.836		BEST LAP TIME : 2:06.033		DIFFERENCE : 0.197		
LAP	SECTOR 1	SECTOR 2	LAP TIME	MPH	DIFF	TIME OF DAY
1 -		52.998	2:11.964	59.47	5.931	13:15:10.333
2 -	1:14.302	52.590	2:06.892 (3)	61.84	0.859	13:17:17.225
3 -	1:14.432	51.935	2:06.367 (2)	62.10	0.334	13:19:23.592
4 -	1:14.788	56.479	2:11.267	59.78	5.234	13:21:34.859
5 -	1:13.901	52.132	2:06.033 (1)	62.26		13:23:40.892
6 -	1:14.312	52.920	2:07.232	61.68	1.199	13:25:48.124

International Sidecar Revival 2022
FSRA Wintec Pre-Injection Sidecars
RACE 5 - SECTOR ANALYSIS



SECTOR 1 = FL to I1, SECTOR 2 = I1 to FL, DIFF = Difference To Personal Best Lap, P = Crossed Finish Line in Pit Lane, D = Time Disallowed

P13 44 F2 PEARSON / PEARSON		Windle YAMAHA -				
IDEAL LAP TIME : 2:03.394		BEST LAP TIME : 2:04.770				
		DIFFERENCE : 1.376				
LAP	SECTOR 1	SECTOR 2	LAP TIME	MPH	DIFF	TIME OF DAY
1 -		54.844	2:19.113	56.41	14.343	13:15:17.482
2 -	1:15.174	53.264	2:08.438	61.10	3.668	13:17:25.920
3 -	1:14.738	53.574	2:08.312	61.16	3.542	13:19:34.232
4 -	1:11.706	53.288	2:04.994 (3)	62.78	0.224	13:21:39.226
5 -	1:13.082	51.688	2:04.770 (1)	62.90		13:23:43.996
6 -	1:11.780	53.042	2:04.822 (2)	62.87	0.052	13:25:48.818

P14 30 F2 G BUTLER/ THOMAS		Ireson F2 - MDK Office Seating Ltd				
IDEAL LAP TIME : 2:06.462		BEST LAP TIME : 2:07.473				
		DIFFERENCE : 1.011				
LAP	SECTOR 1	SECTOR 2	LAP TIME	MPH	DIFF	TIME OF DAY
1 -		54.704	2:22.659	55.01	15.186	13:15:21.028
2 -	1:15.142	53.804	2:08.946	60.86	1.473	13:17:29.974
3 -	1:14.089	53.516	2:07.605 (2)	61.50	0.132	13:19:37.579
4 -	1:15.100	52.373	2:07.473 (1)	61.56		13:21:45.052
5 -	1:14.987	53.758	2:08.745	60.95	1.272	13:23:53.797
6 -	1:15.824	52.649	2:08.473 (3)	61.08	1.000	13:26:02.270

P15 156 F2 TYRRELL / KEMP		- MDD Mobile Digital Displays				
IDEAL LAP TIME : 2:42.247		BEST LAP TIME : 2:42.247				
		DIFFERENCE : 0.000				
LAP	SECTOR 1	SECTOR 2	LAP TIME	MPH	DIFF	TIME OF DAY
1 -		1:06.725	3:04.156	42.61	21.909	13:16:02.525
2 -	1:41.517	1:07.670	2:49.187 (3)	46.38	6.940	13:18:51.712
3 -	1:38.081	1:08.986	2:47.067 (2)	46.97	4.820	13:21:38.779
4 -	1:36.431	1:05.816	2:42.247 (1)	48.37		13:24:21.026

P16 77 F1 BROOKS / HULME		Kawasaki ZZR 1100CC -				
IDEAL LAP TIME :		BEST LAP TIME :				
		DIFFERENCE :				
LAP	SECTOR 1	SECTOR 2	LAP TIME	MPH	DIFF	TIME OF DAY
1 -		49.499	2:00.458	65.15		13:14:58.827

International Sidecar Revival 2022

FSRA Wintec Pre-Injection Sidecars

RACE 5 - BEST SECTORS

SECTOR 1			SECTOR 2			IDEAL / BEST COMPARISON						
POS	NO	NAME	TIME	NO	NAME	TIME	POS	NO	NAME	IDEAL	BEST	DIFF
									PERFECT LAP	1:48.316		
1	9	FAIRHURST / ANDREWS	1:02.425	25	BINGHAM / DALTON	45.891	1	25	BINGHAM / DALTON	1:49.261	1:50.191	0.930
2	128	HORTON / FORREST	1:03.150	58	SAUNDERS / STELL	47.213	2	9	FAIRHURST / ANDRE	1:49.956	1:50.337	0.381
3	25	BINGHAM / DALTON	1:03.370	128	HORTON / FORREST	47.236	3	128	HORTON / FORREST	1:50.386	1:51.145	0.759
4	58	SAUNDERS / STELL	1:03.647	14	BURNS / WINFROW	47.286	4	58	SAUNDERS / STELL	1:50.860	1:51.339	0.479
5	14	BURNS / WINFROW	1:05.022	9	FAIRHURST / ANDREWS	47.531	5	14	BURNS / WINFROW	1:52.308	1:52.308	0.000
6	98	T WHEATLEY / N WHEATLEY	1:05.364	167	PETTMAN / DAWKINS	48.058	6	98	T WHEATLEY / N WH	1:53.692	1:53.823	0.131
7	167	PETTMAN / DAWKINS	1:06.383	98	T WHEATLEY / N WHEATLEY	48.328	7	167	PETTMAN / DAWKINS	1:54.441	1:55.104	0.663
8	181	TIBBLES / GREENWOOD	1:06.735	77	BROOKS / HULME	49.499	8	181	TIBBLES / GREENWC	1:56.528	1:56.528	0.000
9	73	CRAWFORD / DAVIES	1:09.221	181	TIBBLES / GREENWOOD	49.793	9	16	SALLEH / FAIRHURST	2:01.039	2:02.535	1.496
10	16	SALLEH / FAIRHURST	1:09.704	281	B ROBERTS / N ROBERTS	50.714	10	73	CRAWFORD / DAVIE	2:01.279	2:01.279	0.000
11	281	B ROBERTS / N ROBERTS	1:10.604	16	SALLEH / FAIRHURST	51.335	11	281	B ROBERTS / N ROBI	2:01.318	2:01.431	0.113
12	44	PEARSON / PEARSON	1:11.706	44	PEARSON / PEARSON	51.688	12	44	PEARSON / PEARSO	2:03.394	2:04.770	1.376
13	127	McMAHON / ROSS	1:13.901	127	McMAHON / ROSS	51.935	13	127	McMAHON / ROSS	2:05.836	2:06.033	0.197
14	30	BUTLER/ THOMAS	1:14.089	73	CRAWFORD / DAVIES	52.058	14	30	BUTLER/ THOMAS	2:06.462	2:07.473	1.011
15	156	TYRRELL / KEMP	1:36.431	30	BUTLER/ THOMAS	52.373	15	156	TYRRELL / KEMP	2:42.247	2:42.247	0.000
16				156	TYRRELL / KEMP	1:05.816	16	77	BROOKS / HULME			
17												
18												

International Sidecar Revival 2022
FSRA Wintec Pre-Injection Sidecars
RACE 5 - STATISTICS

Competitors Started 16
Planned Start 2022-08-06 @ 12:40:00.000
Actual Start 2022-08-06 @ 13:12:58.368
Finish Time 2022-08-06 @ 13:24:14.719
Track Length 2.1800mi.
Total Laps 89
Total Distance Covered 194.0216mi.

Session Fastest Lap History

NO	CL	NAME	LAP TIME	TIME OF DAY	LAP	VEHICLE
58	F2	SAUNDERS / STELL	1:52.013	13:16:46.934	2	Ireson YAMAHA
25	F2	BINGHAM / DALTON	1:50.982	13:18:42.532	3	Honda SHELBOURNE
25	F2	BINGHAM / DALTON	1:50.191	13:20:32.724	4	Honda SHELBOURNE

Session Leader History

NO	CL	NAME	FROM LAP	LAPS LED	DISTANCE	VEHICLE
58	F2	SAUNDERS / STELL	1	5	10.90 miles	Ireson YAMAHA
25	F2	BINGHAM / DALTON	6	1	2.18 miles	Honda SHELBOURNE

Flag History

TYPE	TIME OF DAY
GREEN	13:12:58.368
FINISH	13:24:14.719

Flag Statistics

TYPE	COUNT	TOTAL LAPS	TOTAL TIME
Green	1	6	13:07.278
Red	0	0	0.000
Safety Car	0	0	0.000
FCY	0	0	0.000

International Sidecar Revival 2022
FSRA Wintec Pre-Injection Sidecars
RACE 5 - STATISTICS

CLASS : F1

6 Starters

Fastest Lap History

NO	NAME	LAP TIME	TIME OF DAY	LAP	VEHICLE
14	BURNS / WINFROW	1:55.022	13:16:51.435	2	Yamaha F1
128	HORTON / FORREST	1:54.696	13:17:05.784	2	WINTEC THUNDERCAT 720
14	BURNS / WINFROW	1:53.997	13:18:45.430	3	Yamaha F1
9	FAIRHURST / ANDREWS	1:52.845	13:18:47.738	3	Kawasaki ZX9R
9	FAIRHURST / ANDREWS	1:50.337	13:20:38.077	4	Kawasaki ZX9R

Leader History

NO	NAME	FROM LAP	LAPS LED	DISTANCE	VEHICLE
14	BURNS / WINFROW	1	3	6.54 miles	Yamaha F1
9	FAIRHURST / ANDREWS	4	3	6.54 miles	Kawasaki ZX9R

International Sidecar Revival 2022
FSRA Wintec Pre-Injection Sidecars
RACE 5 - STATISTICS

CLASS : F2

8 Starters

Fastest Lap History

NO	NAME	LAP TIME	TIME OF DAY	LAP	VEHICLE
58	SAUNDERS / STELL	1:52.013	13:16:46.934	2	Ireson YAMAHA
25	BINGHAM / DALTON	1:50.982	13:18:42.532	3	Honda SHELBOURNE
25	BINGHAM / DALTON	1:50.191	13:20:32.724	4	Honda SHELBOURNE

Leader History

NO	NAME	FROM LAP	LAPS LED	DISTANCE	VEHICLE
58	SAUNDERS / STELL	1	5	10.90 miles	Ireson YAMAHA
25	BINGHAM / DALTON	6	1	2.18 miles	Honda SHELBOURNE

International Sidecar Revival 2022
FSRA Wintec Pre-Injection Sidecars
RACE 5 - STATISTICS

CLASS : F2 G

1 Starters

Fastest Lap History

NO	NAME	LAP TIME	TIME OF DAY	LAP	VEHICLE
30	BUTLER/ THOMAS	2:08.946	13:17:29.993	2	Ireson F2
30	BUTLER/ THOMAS	2:07.605	13:19:37.598	3	Ireson F2
30	BUTLER/ THOMAS	2:07.473	13:21:45.072	4	Ireson F2

Leader History

NO	NAME	FROM LAP	LAPS LED	DISTANCE	VEHICLE
30	BUTLER/ THOMAS	1	6	13.08 miles	Ireson F2

International Sidecar Revival 2022
FSRA Wintec Pre-Injection Sidecars
RACE 5 - STATISTICS

CLASS : F1 G

1 Starters


Fastest Lap History

NO	NAME	LAP TIME	TIME OF DAY	LAP	VEHICLE
98	T WHEATLEY / N WHEATLEY	1:55.275	13:16:56.337	2	Yamaha 750
98	T WHEATLEY / N WHEATLEY	1:54.418	13:18:50.754	3	Yamaha 750
98	T WHEATLEY / N WHEATLEY	1:53.823	13:20:44.579	4	Yamaha 750

Leader History

NO	NAME	FROM LAP	LAPS LED	DISTANCE	VEHICLE
98	T WHEATLEY / N WHEATLEY	1	6	13.08 miles	Yamaha 750

International Sidecar Revival 2022
FSRA Wintec Pre-Injection Sidecars
RACE 12 - GRID (6 Laps)

ROW 10	19	97	DAWSON / SIMS	
ROW 9	17	88	STEPHENSON / RANSON	18 967 HODGSON / WILLIAMS
ROW 8			2:07.473	2:42.247
ROW 8	15	30	BUTLER/ THOMAS	16 156 TYRRELL / KEMP
ROW 7			2:06.033	
ROW 7	13	127	McMAHON / ROSS	14 77 BROOKS / HULME
ROW 6			2:02.535	2:04.770
ROW 6	11	16	SALLEH / FAIRHURST	12 44 PEARSON / PEARSON
ROW 5			2:01.279	2:01.431
ROW 5	9	73	CRAWFORD / DAVIES	10 281 B ROBERTS / N ROBERTS
ROW 4			1:55.104	1:56.528
ROW 4	7	167	PETTMAN / DAWKINS	8 181 TIBBLES / GREENWOOD
ROW 3			1:52.308	1:53.823
ROW 3	5	14	BURNS / WINFROW	6 98 T WHEATLEY / N WHEATLEY
ROW 2			1:51.145	1:51.339
ROW 2	3	128	HORTON / FORREST	4 58 SAUNDERS / STELL
ROW 1			1:50.191	1:50.337
ROW 1	1	25	BINGHAM / DALTON	2 9 FAIRHURST / ANDREWS
Pole				
				

Cadwell Park: 2.1800 miles

These results are provisional until the conclusion of any judicial and technical matters.

Clerk Of Course :	Stewards :	Timekeeper : Craig Smith

Results can be found at www.tsl-timing.com

Printed - 13:30 Saturday, 06 August 2022



International Sidecar Revival 2022
FSRA Wintec Pre-Injection Sidecars
RACE 12 - CLASSIFICATION

POS	NO	CL	PIC NAME	ENTRY	LAPS	TIME	GAP	DIFF	MPH	BEST	ON
1	58	F2	1 SAUNDERS / STELL	Ireson YAMAHA -	5	9:14.902			70.71	1:48.602	4
2	25	F2	2 BINGHAM / DALTON	Honda SHELBOURNE - AB Paintworx	5	9:28.978	14.076	14.076	68.96	1:51.788	2
3	9	F1	1 FAIRHURST / ANDREWS	Kawasaki ZX9R -	5	9:36.513	21.611	7.535	68.06	1:51.447	3
4	77	F1	2 BROOKS / HULME	Kawasaki ZZR 1100CC -	5	9:59.358	44.456	22.845	65.47	1:55.093	2
5	181	F1	3 TIBBLES / GREENWOOD	Yamaha FJ 1100 -	5	10:06.728	51.826	7.370	64.67	1:58.542	2
6	73	F2	3 CRAWFORD / DAVIES	Honda GLR -	5	10:19.819	1:04.917	13.091	63.30	2:01.772	3
7	281	F2	4 B ROBERTS / N ROBERTS	Jacobs KAWASAKI 600 - W J Roberts LTD	5	10:33.792	1:18.890	13.973	61.91	2:04.309	2
8	127	F1	4 McMAHON / ROSS	Shelbourne SUZUKI -	5	10:34.655	1:19.753	0.863	61.82	2:04.398	3
9	44	F2	5 PEARSON / PEARSON	Windle YAMAHA -	5	10:35.197	1:20.295	0.542	61.77	2:02.985	3
10	30	F2 G	1 BUTLER / THOMAS	Ireson F2 - MDK Office Seating Ltd	5	10:43.302	1:28.400	8.105	60.99	2:04.720	3
11	156	F2	6 TYRRELL / KEMP	- MDD Mobile Digital Displays	4	11:07.686	1 Lap	1 Lap	47.01	2:41.701	4

NOT CLASSIFIED

DNF	14	F1	BURNS / WINFROW	Yamaha F1 - CMB Hydraulics	3	6:09.835	2 Laps	1 Lap	63.66	1:51.982	2
DNF	88	F1	STEPHENSON / RANSON	Baker SUZUKI -	3	6:22.576	2 Laps	12.741	61.54	2:03.688	2

NOT STARTED

NS	128	F1	HORTON / FORREST	WINTEC THUNDERCAT 720 - Wintec Racing
NS	98	F1 G	T WHEATLEY / N WHEATLEY	Yamaha 750 - Peter Wheatley
NS	167	F2	PETTMAN / DAWKINS	Windle 600 YAMAHA - Wesso Racing
NS	16	F2	SALLEH / FAIRHURST	Ireson THUNDERCAT -

FASTEST LAP

58	F2	SAUNDERS / STELL	Ireson YAMAHA -	4	1:48.602	72.26 mph	116.29 kph
9	F1	FAIRHURST / ANDREWS	Kawasaki ZX9R -	3	1:51.447	70.41 mph	113.32 kph
30	F2 G	BUTLER / THOMAS	Ireson F2 - MDK Office Seating Ltd	3	2:04.720	62.92 mph	101.26 kph

Class F2 - 92.5% of Race Speed = 65.40 mph
Class F1 - 92.5% of Race Speed = 62.95 mph
Class F2 G - 92.5% of Race Speed = 56.41 mph

Weather / Track : Bright / Dry

These results are provisional until the conclusion of any judicial and technical matters.

Race Distance: 5 Laps / 10.90 miles
 Cadwell Park: 2.1800 miles
 Date: 07/08/2022 Start: 09:41 Finish: 09:50

Clerk Of Course :	Stewards :	Timekeeper : <i>Craig Smith</i>
-------------------	------------	------------------------------------

Results can be found at www.tsl-timing.com

Printed - 09:55 Sunday, 07 August 2022



International Sidecar Revival 2022

FSRA Wintec Pre-Injection Sidecars

RACE 12 - LAP CHART

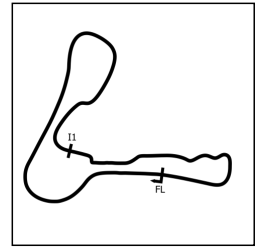
LAP 1 @ 09:43:40.361			LAP 5 @ 09:50:58.556		
NO	BEHIND	LAP TIME	NO	BEHIND	LAP TIME
58		1:56.707	58		1:49.030
14	2.537	1:59.244	25	14.076	1:52.245
9	3.539	2:00.246	9	21.611	1:59.631
25	3.908	2:00.615	77	44.456	1:56.084
77	6.466	2:03.173	181	51.826	2:00.568
181	9.321	2:06.028	73	1:04.917	2:02.246
73	13.844	2:10.551	281	1:18.890	2:05.522
88	15.357	2:12.064	127	1:19.753	2:04.919
281	16.171	2:12.878	44	1:20.295	2:05.338
127	17.916	2:14.623	30	1:28.400	2:07.569
44	21.101	2:17.808	156	1 Lap	2:41.701
30	21.354	2:18.061			
156	1:02.840	2:59.547			

LAP 2 @ 09:45:30.185		
NO	BEHIND	LAP TIME
58		1:49.824
14	4.695	1:51.982
25	5.872	1:51.788
9	6.038	1:52.323
77	11.735	1:55.093
181	18.039	1:58.542
73	27.390	2:03.370
88	29.221	2:03.688
281	30.656	2:04.309
127	34.002	2:05.910
44	34.782	2:03.505
30	39.127	2:07.597

LAP 3 @ 09:47:20.924		
NO	BEHIND	LAP TIME
58		1:50.739
156	1 Lap	2:42.429
9	6.746	1:51.447
25	7.638	1:52.505
181	26.870	1:59.570
77	27.437	2:06.441
14	32.565	2:18.609
73	38.423	2:01.772
88	45.306	2:06.824
281	45.807	2:05.890
44	47.028	2:02.985
127	47.661	2:04.398
30	53.108	2:04.720

LAP 4 @ 09:49:09.526		
NO	BEHIND	LAP TIME
58		1:48.602
25	10.861	1:51.825
9	11.010	1:52.866
77	37.402	1:58.567
181	40.288	2:02.020
73	51.701	2:01.880
156	1 Lap	2:44.009
281	1:02.398	2:05.193
127	1:03.864	2:04.805
44	1:03.987	2:05.561
30	1:09.861	2:05.355

International Sidecar Revival 2022
FSRA Wintec Pre-Injection Sidecars
RACE 12 - SECTOR ANALYSIS



SECTOR 1 = FL to I1, SECTOR 2 = I1 to FL, DIFF = Difference To Personal Best Lap, P = Crossed Finish Line in Pit Lane, D = Time Disallowed

P1 58 F2 SAUNDERS / STELL		Ireson YAMAHA -				
IDEAL LAP TIME : 1:48.547		BEST LAP TIME : 1:48.602		DIFFERENCE : 0.055		
LAP	SECTOR 1	SECTOR 2	LAP TIME	MPH	DIFF	TIME OF DAY
1 -		47.168	1:56.707	67.24	8.105	09:43:40.361
2 -	1:03.593	46.231	1:49.824 (3)	71.46	1.222	09:45:30.185
3 -	1:03.371	47.368	1:50.739	70.86	2.137	09:47:20.924
4 -	1:02.763	45.839	1:48.602 (1)	72.26		09:49:09.526
5 -	1:02.708	46.322	1:49.030 (2)	71.98	0.428	09:50:58.556

P2 25 F2 BINGHAM / DALTON		Honda SHELBOURNE - AB Paintworx				
IDEAL LAP TIME : 1:50.486		BEST LAP TIME : 1:51.788		DIFFERENCE : 1.302		
LAP	SECTOR 1	SECTOR 2	LAP TIME	MPH	DIFF	TIME OF DAY
1 -		48.533	2:00.615	65.06	8.827	09:43:44.269
2 -	1:03.941	47.847	1:51.788 (1)	70.20		09:45:36.057
3 -	1:04.458	48.047	1:52.505	69.75	0.717	09:47:28.562
4 -	1:04.423	47.402	1:51.825 (2)	70.18	0.037	09:49:20.387
5 -	1:05.700	46.545	1:52.245 (3)	69.91	0.457	09:51:12.632

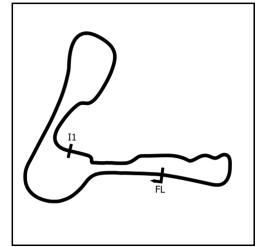
P3 9 F1 FAIRHURST / ANDREWS		Kawasaki ZX9R -				
IDEAL LAP TIME : 1:51.000		BEST LAP TIME : 1:51.447		DIFFERENCE : 0.447		
LAP	SECTOR 1	SECTOR 2	LAP TIME	MPH	DIFF	TIME OF DAY
1 -		48.988	2:00.246	65.26	8.799	09:43:43.900
2 -	1:05.255	47.068	1:52.323 (2)	69.87	0.876	09:45:36.223
3 -	1:03.932	47.515	1:51.447 (1)	70.41		09:47:27.670
4 -	1:04.007	48.859	1:52.866 (3)	69.53	1.419	09:49:20.536
5 -	1:08.201	51.430	1:59.631	65.60	8.184	09:51:20.167

P4 77 F1 BROOKS / HULME		Kawasaki ZZR 1100CC -				
IDEAL LAP TIME : 1:54.503		BEST LAP TIME : 1:55.093		DIFFERENCE : 0.590		
LAP	SECTOR 1	SECTOR 2	LAP TIME	MPH	DIFF	TIME OF DAY
1 -		50.171	2:03.173	63.71	8.080	09:43:46.827
2 -	1:04.985	50.108	1:55.093 (1)	68.18		09:45:41.920
3 -	1:16.923	49.518	2:06.441	62.06	11.348	09:47:48.361
4 -	1:07.933	50.634	1:58.567 (3)	66.19	3.474	09:49:46.928
5 -	1:06.314	49.770	1:56.084 (2)	67.60	0.991	09:51:43.012

P5 181 F1 TIBBLES / GREENWOOD		Yamaha FJ 1100 -				
IDEAL LAP TIME : 1:57.511		BEST LAP TIME : 1:58.542		DIFFERENCE : 1.031		
LAP	SECTOR 1	SECTOR 2	LAP TIME	MPH	DIFF	TIME OF DAY
1 -		50.129	2:06.028	62.27	7.486	09:43:49.682
2 -	1:07.382	51.160	1:58.542 (1)	66.20		09:45:48.224
3 -	1:09.171	50.399	1:59.570 (2)	65.63	1.028	09:47:47.794
4 -	1:09.960	52.060	2:02.020	64.31	3.478	09:49:49.814
5 -	1:09.196	51.372	2:00.568 (3)	65.09	2.026	09:51:50.382

P6 73 F2 CRAWFORD / DAVIES		Honda GLR -				
IDEAL LAP TIME : 2:01.388		BEST LAP TIME : 2:01.772		DIFFERENCE : 0.384		
LAP	SECTOR 1	SECTOR 2	LAP TIME	MPH	DIFF	TIME OF DAY
1 -		52.665	2:10.551	60.11	8.779	09:43:54.205
2 -	1:10.415	52.955	2:03.370	63.61	1.598	09:45:57.575
3 -	1:09.989	51.783	2:01.772 (1)	64.44		09:47:59.347
4 -	1:09.605	52.275	2:01.880 (2)	64.39	0.108	09:50:01.227
5 -	1:09.653	52.593	2:02.246 (3)	64.19	0.474	09:52:03.473

International Sidecar Revival 2022
FSRA Wintec Pre-Injection Sidecars
RACE 12 - SECTOR ANALYSIS



SECTOR 1 = FL to I1, SECTOR 2 = I1 to FL, DIFF = Difference To Personal Best Lap, P = Crossed Finish Line in Pit Lane, D = Time Disallowed

P7 281 F2		B ROBERTS / N ROBERTS		Jacobs KAWASAKI 600 - W J Roberts LTD		
IDEAL LAP TIME : 2:04.013		BEST LAP TIME : 2:04.309		DIFFERENCE : 0.296		
LAP	SECTOR 1	SECTOR 2	LAP TIME	MPH	DIFF	TIME OF DAY
1 -		52.741	2:12.878	59.06	8.569	09:43:56.532
2 -	1:12.481	51.828	2:04.309 (1)	63.13		09:46:00.841
3 -	1:12.435	53.455	2:05.890	62.34	1.581	09:48:06.731
4 -	1:12.948	52.245	2:05.193 (2)	62.68	0.884	09:50:11.924
5 -	1:13.944	51.578	2:05.522 (3)	62.52	1.213	09:52:17.446

P8 127 F1		McMAHON / ROSS		Shelbourne SUZUKI -		
IDEAL LAP TIME : 2:03.892		BEST LAP TIME : 2:04.398		DIFFERENCE : 0.506		
LAP	SECTOR 1	SECTOR 2	LAP TIME	MPH	DIFF	TIME OF DAY
1 -		52.524	2:14.623	58.29	10.225	09:43:58.277
2 -	1:14.636	51.274	2:05.910	62.33	1.512	09:46:04.187
3 -	1:13.013	51.385	2:04.398 (1)	63.08		09:48:08.585
4 -	1:13.926	50.879	2:04.805 (2)	62.88	0.407	09:50:13.390
5 -	1:13.222	51.697	2:04.919 (3)	62.82	0.521	09:52:18.309

P9 44 F2		PEARSON / PEARSON		Windle YAMAHA -		
IDEAL LAP TIME : 2:01.594		BEST LAP TIME : 2:02.985		DIFFERENCE : 1.391		
LAP	SECTOR 1	SECTOR 2	LAP TIME	MPH	DIFF	TIME OF DAY
1 -		53.553	2:17.808	56.94	14.823	09:44:01.462
2 -	1:12.305	51.200	2:03.505 (2)	63.54	0.520	09:46:04.967
3 -	1:10.394	52.591	2:02.985 (1)	63.81		09:48:07.952
4 -	1:11.985	53.576	2:05.561	62.50	2.576	09:50:13.513
5 -	1:13.177	52.161	2:05.338 (3)	62.61	2.353	09:52:18.851

P10 30 F2 G		BUTLER/ THOMAS		Ireson F2 - MDK Office Seating Ltd		
IDEAL LAP TIME : 2:04.720		BEST LAP TIME : 2:04.720		DIFFERENCE : 0.000		
LAP	SECTOR 1	SECTOR 2	LAP TIME	MPH	DIFF	TIME OF DAY
1 -		54.332	2:18.061	56.84	13.341	09:44:01.715
2 -	1:14.612	52.985	2:07.597	61.50	2.877	09:46:09.312
3 -	1:12.889	51.831	2:04.720 (1)	62.92		09:48:14.032
4 -	1:12.946	52.409	2:05.355 (2)	62.60	0.635	09:50:19.387
5 -	1:15.300	52.269	2:07.569 (3)	61.52	2.849	09:52:26.956

P11 156 F2		TYRRELL / KEMP		- MDD Mobile Digital Displays		
IDEAL LAP TIME : 2:40.235		BEST LAP TIME : 2:41.701		DIFFERENCE : 1.466		
LAP	SECTOR 1	SECTOR 2	LAP TIME	MPH	DIFF	TIME OF DAY
1 -		1:07.843	2:59.547	43.71	17.846	09:44:43.201
2 -	1:36.751	1:05.678	2:42.429 (2)	48.31	0.728	09:47:25.630
3 -	1:37.272	1:06.737	2:44.009 (3)	47.85	2.308	09:50:09.639
4 -	1:34.557	1:07.144	2:41.701 (1)	48.53		09:52:51.340

P12 14 F1		BURNS / WINFROW		Yamaha F1 - CMB Hydraulics		
IDEAL LAP TIME : 1:51.982		BEST LAP TIME : 1:51.982		DIFFERENCE : 0.000		
LAP	SECTOR 1	SECTOR 2	LAP TIME	MPH	DIFF	TIME OF DAY
1 -		47.547	1:59.244	65.81	7.262	09:43:42.898
2 -	1:04.759	47.223	1:51.982 (1)	70.08		09:45:34.880
3 -	1:04.863	1:13.746	2:18.609 (2)	56.62	26.627	09:47:53.489

P13 88 F1		STEPHENSON / RANSON		Baker SUZUKI -		
IDEAL LAP TIME : 2:03.688		BEST LAP TIME : 2:03.688		DIFFERENCE : 0.000		
LAP	SECTOR 1	SECTOR 2	LAP TIME	MPH	DIFF	TIME OF DAY
1 -		53.581	2:12.064	59.42	8.376	09:43:55.718
2 -	1:11.891	51.797	2:03.688 (1)	63.45		09:45:59.406
3 -	1:12.834	53.990	2:06.824 (2)	61.88	3.136	09:48:06.230

International Sidecar Revival 2022

FSRA Wintec Pre-Injection Sidecars

RACE 12 - BEST SECTORS

SECTOR 1			SECTOR 2			IDEAL / BEST COMPARISON						
POS	NO	NAME	TIME	NO	NAME	TIME	POS	NO	NAME	IDEAL	BEST	DIFF
									PERFECT LAP	1:48.547		
1	58	SAUNDERS / STELL	1:02.708	58	SAUNDERS / STELL	45.839	1	58	SAUNDERS / STELL	1:48.547	1:48.602	0.055
2	9	FAIRHURST / ANDREWS	1:03.932	25	BINGHAM / DALTON	46.545	2	25	BINGHAM / DALTON	1:50.486	1:51.788	1.302
3	25	BINGHAM / DALTON	1:03.941	9	FAIRHURST / ANDREWS	47.068	3	9	FAIRHURST / ANDRE	1:51.000	1:51.447	0.447
4	14	BURNS / WINFROW	1:04.759	14	BURNS / WINFROW	47.223	4	14	BURNS / WINFROW	1:51.982	1:51.982	0.000
5	77	BROOKS / HULME	1:04.985	77	BROOKS / HULME	49.518	5	77	BROOKS / HULME	1:54.503	1:55.093	0.590
6	181	TIBBLES / GREENWOOD	1:07.382	181	TIBBLES / GREENWOOD	50.129	6	181	TIBBLES / GREENWC	1:57.511	1:58.542	1.031
7	73	CRAWFORD / DAVIES	1:09.605	127	McMAHON / ROSS	50.879	7	73	CRAWFORD / DAVIE	2:01.388	2:01.772	0.384
8	44	PEARSON / PEARSON	1:10.394	44	PEARSON / PEARSON	51.200	8	44	PEARSON / PEARSO	2:01.594	2:02.985	1.391
9	88	STEPHENSON / RANSON	1:11.891	281	B ROBERTS / N ROBERTS	51.578	9	88	STEPHENSON / RAN	2:03.688	2:03.688	0.000
10	281	B ROBERTS / N ROBERTS	1:12.435	73	CRAWFORD / DAVIES	51.783	10	127	McMAHON / ROSS	2:03.892	2:04.398	0.506
11	30	BUTLER / THOMAS	1:12.889	88	STEPHENSON / RANSON	51.797	11	281	B ROBERTS / N ROBI	2:04.013	2:04.309	0.296
12	127	McMAHON / ROSS	1:13.013	30	BUTLER / THOMAS	51.831	12	30	BUTLER / THOMAS	2:04.720	2:04.720	0.000
13	156	TYRRELL / KEMP	1:34.557	156	TYRRELL / KEMP	1:05.678	13	156	TYRRELL / KEMP	2:40.235	2:41.701	1.466
14												
15												
16												
17												

International Sidecar Revival 2022
FSRA Wintec Pre-Injection Sidecars
RACE 12 - STATISTICS

Competitors Started 13
Planned Start 2022-08-07 @ 09:32:00.000
Actual Start 2022-08-07 @ 09:41:43.653
Finish Time 2022-08-07 @ 09:50:58.555
Track Length 2.1800mi.
Total Laps 60
Total Distance Covered 130.8011mi.

Session Fastest Lap History

NO	CL	NAME	LAP TIME	TIME OF DAY	LAP	VEHICLE
58	F2	SAUNDERS / STELL	1:49.824	09:45:30.204	2	Ireson YAMAHA
58	F2	SAUNDERS / STELL	1:48.602	09:49:09.545	4	Ireson YAMAHA

Session Leader History

NO	CL	NAME	FROM LAP	LAPS LED	DISTANCE	VEHICLE
58	F2	SAUNDERS / STELL	1	5	10.90 miles	Ireson YAMAHA

Flag History

TYPE	TIME OF DAY
GREEN	09:41:43.653
FINISH	09:50:58.555

Flag Statistics

TYPE	COUNT	TOTAL LAPS	TOTAL TIME
Green	1	5	11:11.783
Red	0	0	0.000
Safety Car	0	0	0.000
FCY	0	0	0.000

International Sidecar Revival 2022
FSRA Wintec Pre-Injection Sidecars
RACE 12 - STATISTICS

CLASS : F1

6 Starters

Fastest Lap History

NO	NAME	LAP TIME	TIME OF DAY	LAP	VEHICLE
14	BURNS / WINFROW	1:51.982	09:45:34.907	2	Yamaha F1
9	FAIRHURST / ANDREWS	1:51.447	09:47:27.689	3	Kawasaki ZX9R

Leader History

NO	NAME	FROM LAP	LAPS LED	DISTANCE	VEHICLE
14	BURNS / WINFROW	1	2	4.36 miles	Yamaha F1
9	FAIRHURST / ANDREWS	3	3	6.54 miles	Kawasaki ZX9R

International Sidecar Revival 2022
FSRA Wintec Pre-Injection Sidecars
RACE 12 - STATISTICS

CLASS : F2

6 Starters

Fastest Lap History

NO	NAME	LAP TIME	TIME OF DAY	LAP	VEHICLE
58	SAUNDERS / STELL	1:49.824	09:45:30.204	2	Ireson YAMAHA
58	SAUNDERS / STELL	1:48.602	09:49:09.545	4	Ireson YAMAHA

Leader History

NO	NAME	FROM LAP	LAPS LED	DISTANCE	VEHICLE
58	SAUNDERS / STELL	1	5	10.90 miles	Ireson YAMAHA

International Sidecar Revival 2022
FSRA Wintec Pre-Injection Sidecars
RACE 12 - STATISTICS

CLASS : F2 G

1 Starters


Fastest Lap History

NO	NAME	LAP TIME	TIME OF DAY	LAP	VEHICLE
30	BUTLER/ THOMAS	2:07.597	09:46:09.331	2	Ireson F2
30	BUTLER/ THOMAS	2:04.720	09:48:14.052	3	Ireson F2

Leader History

NO	NAME	FROM LAP	LAPS LED	DISTANCE	VEHICLE
30	BUTLER/ THOMAS	1	5	10.90 miles	Ireson F2

International Sidecar Revival 2022
FSRA Wintec Pre-Injection Sidecars
RACE 8 - GRID (7 Laps)

ROW 9	17	16	SALLEH / FAIRHURST	18	967	G HODGSON / D HODGSON				
ROW 8		15	98	T WHEATLEY / N WHEATLEY	16	167	PETTMAN / DAWKINS			
ROW 7		13	2:41.701	156	TYRRELL / KEMP	14	128	HORTON / FORREST		
ROW 6			2:04.398	11	127	McMAHON / ROSS	12	2:04.720	30	BUTLER/ THOMAS
ROW 5		9	2:03.688	88	STEPHENSON / RANSON	10	2:04.309	281	B ROBERTS / N ROBERTS	
ROW 4			2:01.772	7	73	CRAWFORD / DAVIES	8	2:02.985	44	PEARSON / PEARSON
ROW 3		5	1:55.093	77	BROOKS / HULME	6	1:58.542	181	TIBBLES / GREENWOOD	
ROW 2			1:51.788	3	25	BINGHAM / DALTON	4	1:51.982	14	BURNS / WINFROW
ROW 1		1	1:48.602	58	SAUNDERS / STELL	2	1:51.447	9	FAIRHURST / ANDREWS	
Pole										
										

Cadwell Park: 2.1800 miles

These results are provisional until the conclusion of any judicial and technical matters.

Clerk Of Course :	Stewards :	Timekeeper : <i>Craig Smith</i>
-------------------	------------	------------------------------------

Results can be found at www.tsl-timing.com

Printed - 09:58 Sunday, 07 August 2022



International Sidecar Revival 2022
FSRA Wintec Pre-Injection Sidecars
RACE 8 - CLASSIFICATION

POS	NO	CL	PIC NAME	ENTRY	LAPS	TIME	GAP	DIFF	MPH	BEST	ON
1	58	F2	1 SAUNDERS / STELL	Ireson YAMAHA -	7	12:52.327			71.13	1:49.174	3
2	9	F1	1 FAIRHURST / ANDREWS	Kawasaki ZX9R -	7	13:07.144	14.817	14.817	69.79	1:49.709	6
3	77	F1	2 BROOKS / HULME	Kawasaki ZZR 1100CC -	7	13:10.076	17.749	2.932	69.53	1:50.038	6
4	25	F2	2 BINGHAM / DALTON	Honda SHELBOURNE - AB Paintworx	7	13:12.165	19.838	2.089	69.34	1:50.085	6
5	128	F1	3 HORTON / FORREST	WINTEC THUNDERCAT 720 - Wintec Racing	7	13:14.563	22.236	2.398	69.14	1:51.231	6
6	14	F1	4 BURNS / WINFROW	Yamaha F1 - CMB Hydraulics	7	13:14.951	22.624	0.388	69.10	1:50.659	6
7	167	F2	3 PETTMAN / DAWKINS	Windle 600 YAMAHA - Wesso Racing	7	13:41.937	49.610	26.986	66.83	1:54.601	4
8	98	F1 G	1 T WHEATLEY / N WHEATLEY	Yamaha 750 - Peter Wheatley	7	13:48.175	55.848	6.238	66.33	1:54.810	3
9	73	F2	4 CRAWFORD / DAVIES	Honda GLR -	7	14:17.999	1:25.672	29.824	64.02	1:59.286	6
10	181	F1	5 TIBBLES / GREENWOOD	Yamaha FJ 1100 -	7	14:26.182	1:33.855	8.183	63.42	2:01.916	3
11	281	F2	5 B ROBERTS / N ROBERTS	Jacobs KAWASAKI 600 - W J Roberts LTD	7	14:26.828	1:34.501	0.646	63.37	2:01.690	6
12	127	F1	6 McMAHON / ROSS	Shelbourne SUZUKI -	7	14:36.528	1:44.201	9.700	62.67	2:00.590	7
13	16	F2	6 SALLEH / FAIRHURST	Ireson THUNDERCAT -	7	14:37.548	1:45.221	1.020	62.60	2:02.276	5
14	30	F2 G	1 BUTLER / THOMAS	Ireson F2 - MDK Office Seating Ltd	6	12:58.828	1 Lap	1 Lap	60.46	2:06.442	6
15	967	F2	7 G HODGSON / D HODGSON	Shelbourne HONDA 600 -	6	13:20.774	1 Lap	21.946	58.80	2:05.042	2
16	156	F2	8 TYRRELL / KEMP	- MDD Mobile Digital Displays	5	13:37.092	2 Laps	1 Lap	48.02	2:40.600	3

NOT CLASSIFIED

DNF	88	F1	STEPHENSON / RANSON	Baker SUZUKI -	1	2:06.946	6 Laps	4 Laps	61.82		
DNF	44	F2	PEARSON / PEARSON	Windle YAMAHA -	1	2:15.421	6 Laps	8.475	57.95		

FASTEST LAP

58	F2	SAUNDERS / STELL	Ireson YAMAHA -	3	1:49.174	71.88 mph	115.68 kph
9	F1	FAIRHURST / ANDREWS	Kawasaki ZX9R -	6	1:49.709	71.53 mph	115.12 kph
98	F1 G	T WHEATLEY / N WHEATLEY	Yamaha 750 - Peter Wheatley	3	1:54.810	68.35 mph	110.00 kph
30	F2 G	BUTLER / THOMAS	Ireson F2 - MDK Office Seating Ltd	6	2:06.442	62.06 mph	99.88 kph

Class F2 - 92.5% of Race Speed = 65.79 mph
 Class F1 - 92.5% of Race Speed = 64.55 mph
 Class F1 G - 92.5% of Race Speed = 61.35 mph
 Class F2 G - 92.5% of Race Speed = 55.92 mph

Weather / Track : Bright / Dry

These results are provisional until the conclusion of any judicial and technical matters.

Race Distance: 7 Laps / 15.26 miles

Cadwell Park: 2.1800 miles

Date: 07/08/2022 Start: 13:09 Finish: 13:22

Clerk Of Course :

Stewards :

Timekeeper :

Craig Smith

Results can be found at www.tsl-timing.com

Printed - 13:25 Sunday, 07 August 2022



International Sidecar Revival 2022

FSRA Wintec Pre-Injection Sidecars

RACE 8 - LAP CHART

LAP 1 @ 13:11:49.454

NO	BEHIND	LAP TIME
58		1:55.157
77	2.966	1:58.123
9	3.265	1:58.422
25	3.795	1:58.952
14	4.490	1:59.647
128	5.928	2:01.085
181	11.683	2:06.840
88	11.789	2:06.946
98	12.206	2:07.363
167	12.743	2:07.900
73	14.695	2:09.852
281	15.981	2:11.138
127	16.711	2:11.868
967	18.528	2:13.685
16	18.911	2:14.068
44	20.264	2:15.421
30	22.030	2:17.187
156	54.493	2:49.650

LAP 2 @ 13:13:38.883

NO	BEHIND	LAP TIME
58		1:49.429
9	6.094	1:52.258
77	6.636	1:53.099
14	7.389	1:52.328
25	7.702	1:53.336
128	8.928	1:52.429
167	19.641	1:56.327
181	24.973	2:02.719
98	25.160	2:02.383
73	28.283	2:03.017
281	29.082	2:02.530
127	31.244	2:03.962
967	34.141	2:05.042
16	34.241	2:04.759
30	40.355	2:07.754
156	1:47.919	2:42.855

LAP 3 @ 13:15:28.057

NO	BEHIND	LAP TIME
58		1:49.174
77	9.026	1:51.564
9	9.939	1:53.019
14	10.288	1:52.073
25	10.624	1:52.096
128	12.765	1:53.011
167	25.336	1:54.869
98	30.796	1:54.810
181	37.715	2:01.916
73	40.695	2:01.586
281	41.660	2:01.752
127	46.688	2:04.618
16	48.441	2:03.374
967	53.297	2:08.330
30	1:00.546	2:09.365

LAP 4 @ 13:17:17.363

NO	BEHIND	LAP TIME
58		1:49.306
77	13.275	1:53.555
14	14.040	1:53.058

9	14.171	1:53.538	281	1:34.501	2:02.956
128	15.323	1:51.864	127	1:44.201	2:00.590
25	15.379	1:54.061	16	1:45.221	2:06.027
167	30.631	1:54.601			
98	36.644	1:55.154			
156	1 Lap	2:40.600			
181	51.481	2:03.072			
73	53.462	2:02.073			
281	54.240	2:01.886			
127	1:01.470	2:04.088			
16	1:02.256	2:03.121			
967	1:17.710	2:13.719			
30	1:18.614	2:07.374			

LAP 5 @ 13:19:06.731

NO	BEHIND	LAP TIME
58		1:49.368
9	14.597	1:49.794
77	16.520	1:52.613
14	16.683	1:52.011
25	17.705	1:51.694
128	18.378	1:52.423
167	36.998	1:55.735
98	43.111	1:55.835
181	1:05.291	2:03.178
73	1:06.512	2:02.418
281	1:09.748	2:04.876
16	1:15.164	2:02.276
127	1:16.303	2:04.201
30	1:39.952	2:10.706
156	1 Lap	2:42.672

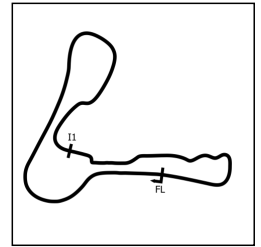
LAP 6 @ 13:20:55.907

NO	BEHIND	LAP TIME
58		1:49.176
967	1 Lap	2:21.692
9	15.130	1:49.709
77	17.382	1:50.038
14	18.166	1:50.659
25	18.614	1:50.085
128	20.433	1:51.231
167	44.041	1:56.219
98	49.386	1:55.451
73	1:16.622	1:59.286
181	1:19.906	2:03.791
281	1:22.262	2:01.690
16	1:29.911	2:03.923
127	1:34.328	2:07.201

LAP 7 @ 13:22:46.624

NO	BEHIND	LAP TIME
58		1:50.717
30	1 Lap	2:06.442
9	14.817	1:50.404
77	17.749	1:51.084
25	19.838	1:51.941
128	22.236	1:52.520
14	22.624	1:55.175
967	1 Lap	2:18.306
156	2 Laps	2:41.315
167	49.610	1:56.286
98	55.848	1:57.179
73	1:25.672	1:59.767
181	1:33.855	2:04.666

International Sidecar Revival 2022
FSRA Wintec Pre-Injection Sidecars
RACE 8 - SECTOR ANALYSIS



SECTOR 1 = FL to I1, SECTOR 2 = I1 to FL, DIFF = Difference To Personal Best Lap, P = Crossed Finish Line in Pit Lane, D = Time Disallowed

P1 58 F2 SAUNDERS / STELL		Ireson YAMAHA -				
IDEAL LAP TIME : 1:48.886		BEST LAP TIME : 1:49.174		DIFFERENCE : 0.288		
LAP	SECTOR 1	SECTOR 2	LAP TIME	MPH	DIFF	TIME OF DAY
1 -		46.512	1:55.157	68.15	5.983	13:11:49.454
2 -	1:03.257	46.172	1:49.429	71.71	0.255	13:13:38.883
3 -	1:03.007	46.167	1:49.174 (1)	71.88		13:15:28.057
4 -	1:03.094	46.212	1:49.306 (3)	71.79	0.132	13:17:17.363
5 -	1:02.719	46.649	1:49.368	71.75	0.194	13:19:06.731
6 -	1:02.810	46.366	1:49.176 (2)	71.88	0.002	13:20:55.907
7 -	1:04.048	46.669	1:50.717	70.88	1.543	13:22:46.624

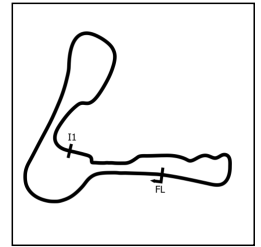
P2 9 F1 FAIRHURST / ANDREWS		Kawasaki ZX9R -				
IDEAL LAP TIME : 1:49.034		BEST LAP TIME : 1:49.709		DIFFERENCE : 0.675		
LAP	SECTOR 1	SECTOR 2	LAP TIME	MPH	DIFF	TIME OF DAY
1 -		47.679	1:58.422	66.27	8.713	13:11:52.719
2 -	1:03.952	48.306	1:52.258	69.91	2.549	13:13:44.977
3 -	1:04.874	48.145	1:53.019	69.44	3.310	13:15:37.996
4 -	1:05.445	48.093	1:53.538	69.12	3.829	13:17:31.534
5 -	1:03.465	46.329	1:49.794 (2)	71.47	0.085	13:19:21.328
6 -	1:03.277	46.432	1:49.709 (1)	71.53		13:21:11.037
7 -	1:04.647	45.757	1:50.404 (3)	71.08	0.695	13:23:01.441

P3 77 F1 BROOKS / HULME		Kawasaki ZZR 1100CC -				
IDEAL LAP TIME : 1:50.038		BEST LAP TIME : 1:50.038		DIFFERENCE : 0.000		
LAP	SECTOR 1	SECTOR 2	LAP TIME	MPH	DIFF	TIME OF DAY
1 -		48.767	1:58.123	66.43	8.085	13:11:52.420
2 -	1:03.714	49.385	1:53.099	69.39	3.061	13:13:45.519
3 -	1:03.309	48.255	1:51.564 (3)	70.34	1.526	13:15:37.083
4 -	1:03.313	50.242	1:53.555	69.11	3.517	13:17:30.638
5 -	1:04.612	48.001	1:52.613	69.69	2.575	13:19:23.251
6 -	1:02.333	47.705	1:50.038 (1)	71.32		13:21:13.289
7 -	1:02.936	48.148	1:51.084 (2)	70.64	1.046	13:23:04.373

P4 25 F2 BINGHAM / DALTON		Honda SHELBOURNE - AB Paintworx				
IDEAL LAP TIME : 1:50.085		BEST LAP TIME : 1:50.085		DIFFERENCE : 0.000		
LAP	SECTOR 1	SECTOR 2	LAP TIME	MPH	DIFF	TIME OF DAY
1 -		47.341	1:58.952	65.97	8.867	13:11:53.249
2 -	1:04.157	49.179	1:53.336	69.24	3.251	13:13:46.585
3 -	1:04.787	47.309	1:52.096	70.01	2.011	13:15:38.681
4 -	1:05.143	48.918	1:54.061	68.80	3.976	13:17:32.742
5 -	1:04.655	47.039	1:51.694 (2)	70.26	1.609	13:19:24.436
6 -	1:03.570	46.515	1:50.085 (1)	71.29		13:21:14.521
7 -	1:03.775	48.166	1:51.941 (3)	70.10	1.856	13:23:06.462

P5 128 F1 HORTON / FORREST		WINTEC THUNDERCAT 720 - Wintec Racing				
IDEAL LAP TIME : 1:50.240		BEST LAP TIME : 1:51.231		DIFFERENCE : 0.991		
LAP	SECTOR 1	SECTOR 2	LAP TIME	MPH	DIFF	TIME OF DAY
1 -		46.518	2:01.085	64.81	9.854	13:11:55.382
2 -	1:04.265	48.164	1:52.429	69.80	1.198	13:13:47.811
3 -	1:05.132	47.879	1:53.011	69.44	1.780	13:15:40.822
4 -	1:04.335	47.529	1:51.864 (2)	70.15	0.633	13:17:32.686
5 -	1:03.722	48.701	1:52.423 (3)	69.80	1.192	13:19:25.109
6 -	1:03.941	47.290	1:51.231 (1)	70.55		13:21:16.340
7 -	1:04.877	47.643	1:52.520	69.74	1.289	13:23:08.860

International Sidecar Revival 2022
FSRA Wintec Pre-Injection Sidecars
RACE 8 - SECTOR ANALYSIS



SECTOR 1 = FL to I1, SECTOR 2 = I1 to FL, DIFF = Difference To Personal Best Lap, P = Crossed Finish Line in Pit Lane, D = Time Disallowed

P6 14 F1		BURNS / WINFROW		Yamaha F1 - CMB Hydraulics		
IDEAL LAP TIME : 1:50.659		BEST LAP TIME : 1:50.659		DIFFERENCE : 0.000		
LAP	SECTOR 1	SECTOR 2	LAP TIME	MPH	DIFF	TIME OF DAY
1 -		47.632	1:59.647	65.59	8.988	13:11:53.944
2 -	1:04.297	48.031	1:52.328	69.86	1.669	13:13:46.272
3 -	1:04.140	47.933	1:52.073 (3)	70.02	1.414	13:15:38.345
4 -	1:04.456	48.602	1:53.058	69.41	2.399	13:17:31.403
5 -	1:04.103	47.908	1:52.011 (2)	70.06	1.352	13:19:23.414
6 -	1:03.791	46.868	1:50.659 (1)	70.92		13:21:14.073
7 -	1:03.920	51.255	1:55.175	68.14	4.516	13:23:09.248

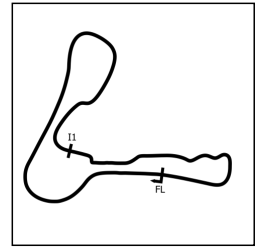
P7 167 F2		PETTMAN / DAWKINS		Windle 600 YAMAHA - Wesso Racing		
IDEAL LAP TIME : 1:54.453		BEST LAP TIME : 1:54.601		DIFFERENCE : 0.148		
LAP	SECTOR 1	SECTOR 2	LAP TIME	MPH	DIFF	TIME OF DAY
1 -		49.576	2:07.900	61.36	13.299	13:12:02.197
2 -	1:08.185	48.142	1:56.327	67.46	1.726	13:13:58.524
3 -	1:06.480	48.389	1:54.869 (2)	68.32	0.268	13:15:53.393
4 -	1:06.311	48.290	1:54.601 (1)	68.48		13:17:47.994
5 -	1:07.397	48.338	1:55.735 (3)	67.81	1.134	13:19:43.729
6 -	1:06.912	49.307	1:56.219	67.52	1.618	13:21:39.948
7 -	1:07.286	49.000	1:56.286	67.48	1.685	13:23:36.234

P8 98 F1 G		T WHEATLEY / N WHEATLEY		Yamaha 750 - Peter Wheatley		
IDEAL LAP TIME : 1:54.168		BEST LAP TIME : 1:54.810		DIFFERENCE : 0.642		
LAP	SECTOR 1	SECTOR 2	LAP TIME	MPH	DIFF	TIME OF DAY
1 -		49.661	2:07.363	61.61	12.553	13:12:01.660
2 -	1:11.468	50.915	2:02.383	64.12	7.573	13:14:04.043
3 -	1:06.281	48.529	1:54.810 (1)	68.35		13:15:58.853
4 -	1:05.639	49.515	1:55.154 (2)	68.15	0.344	13:17:54.007
5 -	1:06.390	49.445	1:55.835	67.75	1.025	13:19:49.842
6 -	1:06.644	48.807	1:55.451 (3)	67.97	0.641	13:21:45.293
7 -	1:07.396	49.783	1:57.179	66.97	2.369	13:23:42.472

P9 73 F2		CRAWFORD / DAVIES		Honda GLR -		
IDEAL LAP TIME : 1:59.286		BEST LAP TIME : 1:59.286		DIFFERENCE : 0.000		
LAP	SECTOR 1	SECTOR 2	LAP TIME	MPH	DIFF	TIME OF DAY
1 -		51.951	2:09.852	60.43	10.566	13:12:04.149
2 -	1:10.352	52.665	2:03.017	63.79	3.731	13:14:07.166
3 -	1:09.227	52.359	2:01.586 (3)	64.54	2.300	13:16:08.752
4 -	1:09.956	52.117	2:02.073	64.28	2.787	13:18:10.825
5 -	1:10.159	52.259	2:02.418	64.10	3.132	13:20:13.243
6 -	1:08.259	51.027	1:59.286 (1)	65.79		13:22:12.529
7 -	1:08.409	51.358	1:59.767 (2)	65.52	0.481	13:24:12.296

P10 181 F1		TIBBLES / GREENWOOD		Yamaha FJ 1100 -		
IDEAL LAP TIME : 2:00.965		BEST LAP TIME : 2:01.916		DIFFERENCE : 0.951		
LAP	SECTOR 1	SECTOR 2	LAP TIME	MPH	DIFF	TIME OF DAY
1 -		51.532	2:06.840	61.87	4.924	13:12:01.137
2 -	1:09.433	53.286	2:02.719 (2)	63.95	0.803	13:14:03.856
3 -	1:09.468	52.448	2:01.916 (1)	64.37		13:16:05.772
4 -	1:10.888	52.184	2:03.072 (3)	63.76	1.156	13:18:08.844
5 -	1:11.389	51.789	2:03.178	63.71	1.262	13:20:12.022
6 -	1:10.798	52.993	2:03.791	63.39	1.875	13:22:15.813
7 -	1:12.869	51.797	2:04.666	62.95	2.750	13:24:20.479

International Sidecar Revival 2022
FSRA Wintec Pre-Injection Sidecars
RACE 8 - SECTOR ANALYSIS



SECTOR 1 = FL to I1, SECTOR 2 = I1 to FL, DIFF = Difference To Personal Best Lap, P = Crossed Finish Line in Pit Lane, D = Time Disallowed

P11 281 F2		B ROBERTS / N ROBERTS		Jacobs KAWASAKI 600 - W J Roberts LTD		
IDEAL LAP TIME : 2:01.154		BEST LAP TIME : 2:01.690		DIFFERENCE : 0.536		
LAP	SECTOR 1	SECTOR 2	LAP TIME	MPH	DIFF	TIME OF DAY
1 -		51.503	2:11.138	59.84	9.448	13:12:05.435
2 -	1:11.573	50.957	2:02.530	64.05	0.840	13:14:07.965
3 -	1:10.372	51.380	2:01.752 (2)	64.45	0.062	13:16:09.717
4 -	1:10.726	51.160	2:01.886 (3)	64.38	0.196	13:18:11.603
5 -	1:13.590	51.286	2:04.876	62.84	3.186	13:20:16.479
6 -	1:10.908	50.782	2:01.690 (1)	64.49		13:22:18.169
7 -	1:11.191	51.765	2:02.956	63.82	1.266	13:24:21.125

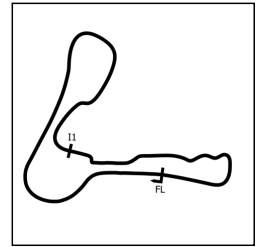
P12 127 F1		McMAHON / ROSS		Shelbourne SUZUKI -		
IDEAL LAP TIME : 2:00.590		BEST LAP TIME : 2:00.590		DIFFERENCE : 0.000		
LAP	SECTOR 1	SECTOR 2	LAP TIME	MPH	DIFF	TIME OF DAY
1 -		51.906	2:11.868	59.51	11.278	13:12:06.165
2 -	1:12.475	51.487	2:03.962 (2)	63.31	3.372	13:14:10.127
3 -	1:11.962	52.656	2:04.618	62.97	4.028	13:16:14.745
4 -	1:12.406	51.682	2:04.088 (3)	63.24	3.498	13:18:18.833
5 -	1:13.656	50.545	2:04.201	63.18	3.611	13:20:23.034
6 -	1:15.475	51.726	2:07.201	61.69	6.611	13:22:30.235
7 -	1:10.867	49.723	2:00.590 (1)	65.08		13:24:30.825

P13 16 F2		SALLEH / FAIRHURST		Ireson THUNDERCAT -		
IDEAL LAP TIME : 2:02.027		BEST LAP TIME : 2:02.276		DIFFERENCE : 0.249		
LAP	SECTOR 1	SECTOR 2	LAP TIME	MPH	DIFF	TIME OF DAY
1 -		53.041	2:14.068	58.53	11.792	13:12:08.365
2 -	1:12.622	52.137	2:04.759	62.90	2.483	13:14:13.124
3 -	1:11.990	51.384	2:03.374 (3)	63.61	1.098	13:16:16.498
4 -	1:12.145	50.976	2:03.121 (2)	63.74	0.845	13:18:19.619
5 -	1:11.051	51.225	2:02.276 (1)	64.18		13:20:21.895
6 -	1:11.561	52.362	2:03.923	63.33	1.647	13:22:25.818
7 -	1:14.123	51.904	2:06.027	62.27	3.751	13:24:31.845

P14 30 F2 G		BUTLER/ THOMAS		Ireson F2 - MDK Office Seating Ltd		
IDEAL LAP TIME : 2:04.733		BEST LAP TIME : 2:06.442		DIFFERENCE : 1.709		
LAP	SECTOR 1	SECTOR 2	LAP TIME	MPH	DIFF	TIME OF DAY
1 -		53.498	2:17.187	57.20	10.745	13:12:11.484
2 -	1:13.154	54.600	2:07.754 (3)	61.43	1.312	13:14:19.238
3 -	1:13.914	55.451	2:09.365	60.66	2.923	13:16:28.603
4 -	1:14.520	52.854	2:07.374 (2)	61.61	0.932	13:18:35.977
5 -	1:16.240	54.466	2:10.706	60.04	4.264	13:20:46.683
6 -	1:14.863	51.579	2:06.442 (1)	62.06		13:22:53.125

P15 967 F2		G HODGSON / D HODGSON		Shelbourne HONDA 600 -		
IDEAL LAP TIME : 2:04.702		BEST LAP TIME : 2:05.042		DIFFERENCE : 0.340		
LAP	SECTOR 1	SECTOR 2	LAP TIME	MPH	DIFF	TIME OF DAY
1 -		52.319	2:13.685	58.70	8.643	13:12:07.982
2 -	1:12.383	52.659	2:05.042 (1)	62.76		13:14:13.024
3 -	1:15.358	52.972	2:08.330 (2)	61.15	3.288	13:16:21.354
4 -	1:16.736	56.983	2:13.719 (3)	58.69	8.677	13:18:35.073
5 -	1:21.955	59.737	2:21.692	55.38	16.650	13:20:56.765
6 -	1:20.775	57.531	2:18.306	56.74	13.264	13:23:15.071

International Sidecar Revival 2022
FSRA Wintec Pre-Injection Sidecars
RACE 8 - SECTOR ANALYSIS



SECTOR 1 = FL to I1, SECTOR 2 = I1 to FL, DIFF = Difference To Personal Best Lap, P = Crossed Finish Line in Pit Lane, D = Time Disallowed

P16	156 F2	TYRRELL / KEMP	- MDD Mobile Digital Displays			
IDEAL LAP TIME : 2:40.314		BEST LAP TIME : 2:40.600	DIFFERENCE : 0.286			

LAP	SECTOR 1	SECTOR 2	LAP TIME	MPH	DIFF	TIME OF DAY
1 -		1:05.275	2:49.650	46.26	9.050	13:12:43.947
2 -	1:37.246	1:05.609	2:42.855	48.19	2.255	13:15:26.802
3 -	1:35.726	1:04.874	2:40.600 (1)	48.86		13:18:07.402
4 -	1:37.082	1:05.590	2:42.672 (3)	48.24	2.072	13:20:50.074
5 -	1:36.727	1:04.588	2:41.315 (2)	48.65	0.715	13:23:31.389

P17	88 F1	STEPHENSON / RANSON	Baker SUZUKI -			
IDEAL LAP TIME : 2:06.177		BEST LAP TIME :	DIFFERENCE :			

LAP	SECTOR 1	SECTOR 2	LAP TIME	MPH	DIFF	TIME OF DAY
1 -		50.287	2:06.946	61.82		13:12:01.243

P18	44 F2	PEARSON / PEARSON	Windle YAMAHA -			
IDEAL LAP TIME : 2:20.390		BEST LAP TIME :	DIFFERENCE :			

LAP	SECTOR 1	SECTOR 2	LAP TIME	MPH	DIFF	TIME OF DAY
1 -		53.642	2:15.421	57.95		13:12:09.718

International Sidecar Revival 2022

FSRA Wintec Pre-Injection Sidecars

RACE 8 - BEST SECTORS

SECTOR 1				SECTOR 2				IDEAL / BEST COMPARISON				
POS	NO	NAME	TIME	NO	NAME	TIME	POS	NO	NAME	IDEAL	BEST	DIFF
									PERFECT LAP	1:48.090		
1	77	BROOKS / HULME	1:02.333	9	FAIRHURST / ANDREWS	45.757	1	58	SAUNDERS / STELL	1:48.886	1:49.174	0.288
2	58	SAUNDERS / STELL	1:02.719	58	SAUNDERS / STELL	46.167	2	9	FAIRHURST / ANDRE	1:49.034	1:49.709	0.675
3	9	FAIRHURST / ANDREWS	1:03.277	25	BINGHAM / DALTON	46.515	3	77	BROOKS / HULME	1:50.038	1:50.038	0.000
4	25	BINGHAM / DALTON	1:03.570	128	HORTON / FORREST	46.518	4	25	BINGHAM / DALTON	1:50.085	1:50.085	0.000
5	128	HORTON / FORREST	1:03.722	14	BURNS / WINFROW	46.868	5	128	HORTON / FORREST	1:50.240	1:51.231	0.991
6	14	BURNS / WINFROW	1:03.791	77	BROOKS / HULME	47.705	6	14	BURNS / WINFROW	1:50.659	1:50.659	0.000
7	98	T WHEATLEY / N WHEATLEY	1:05.639	167	PETTMAN / DAWKINS	48.142	7	98	T WHEATLEY / N WH	1:54.168	1:54.810	0.642
8	167	PETTMAN / DAWKINS	1:06.311	98	T WHEATLEY / N WHEATLEY	48.529	8	167	PETTMAN / DAWKINS	1:54.453	1:54.601	0.148
9	73	CRAWFORD / DAVIES	1:08.259	127	McMAHON / ROSS	49.723	9	73	CRAWFORD / DAVIE	1:59.286	1:59.286	0.000
10	181	TIBBLES / GREENWOOD	1:09.433	88	STEPHENSON / RANSON	50.287	10	127	McMAHON / ROSS	2:00.590	2:00.590	0.000
11	281	B ROBERTS / N ROBERTS	1:10.372	281	B ROBERTS / N ROBERTS	50.782	11	181	TIBBLES / GREENWC	2:00.965	2:01.916	0.951
12	127	McMAHON / ROSS	1:10.867	16	SALLEH / FAIRHURST	50.976	12	281	B ROBERTS / N ROBI	2:01.154	2:01.690	0.536
13	16	SALLEH / FAIRHURST	1:11.051	73	CRAWFORD / DAVIES	51.027	13	16	SALLEH / FAIRHURS	2:02.027	2:02.276	0.249
14	967	G HODGSON / D HODGSON	1:12.383	181	TIBBLES / GREENWOOD	51.532	14	967	G HODGSON / D HOI	2:04.702	2:05.042	0.340
15	30	BUTLER/ THOMAS	1:13.154	30	BUTLER/ THOMAS	51.579	15	30	BUTLER/ THOMAS	2:04.733	2:06.442	1.709
16	88	STEPHENSON / RANSON	1:15.890	967	G HODGSON / D HODGSON	52.319	16	88	STEPHENSON / RAN	2:06.177		
17	44	PEARSON / PEARSON	1:26.748	44	PEARSON / PEARSON	53.642	17	44	PEARSON / PEARSO	2:20.390		
18	156	TYRRELL / KEMP	1:35.726	156	TYRRELL / KEMP	1:04.588	18	156	TYRRELL / KEMP	2:40.314	2:40.600	0.286

International Sidecar Revival 2022
FSRA Wintec Pre-Injection Sidecars
RACE 8 - STATISTICS

Competitors Started 18
Planned Start 2022-08-07 @ 12:50:00.000
Actual Start 2022-08-07 @ 13:09:54.296
Finish Time 2022-08-07 @ 13:22:46.623
Track Length 2.1800mi.
Total Laps 110
Total Distance Covered 239.8020mi.

Session Fastest Lap History

NO	CL	NAME	LAP TIME	TIME OF DAY	LAP	VEHICLE
58	F2	SAUNDERS / STELL	1:49.429	13:13:38.902	2	Ireson YAMAHA
58	F2	SAUNDERS / STELL	1:49.174	13:15:28.075	3	Ireson YAMAHA

Session Leader History

NO	CL	NAME	FROM LAP	LAPS LED	DISTANCE	VEHICLE
58	F2	SAUNDERS / STELL	1	7	15.26 miles	Ireson YAMAHA

Flag History

TYPE	TIME OF DAY
GREEN	13:09:54.296
FINISH	13:22:46.623

Flag Statistics

TYPE	COUNT	TOTAL LAPS	TOTAL TIME
Green	1	7	14:43.826
Red	0	0	0.000
Safety Car	0	0	0.000
FCY	0	0	0.000

International Sidecar Revival 2022
FSRA Wintec Pre-Injection Sidecars
RACE 8 - STATISTICS

CLASS : F1

7 Starters

Fastest Lap History

NO	NAME	LAP TIME	TIME OF DAY	LAP	VEHICLE
9	FAIRHURST / ANDREWS	1:52.258	13:13:44.996	2	Kawasaki ZX9R
77	BROOKS / HULME	1:51.564	13:15:37.105	3	Kawasaki ZZR 1100CC
9	FAIRHURST / ANDREWS	1:49.794	13:19:21.348	5	Kawasaki ZX9R
9	FAIRHURST / ANDREWS	1:49.709	13:21:11.057	6	Kawasaki ZX9R

Leader History

NO	NAME	FROM LAP	LAPS LED	DISTANCE	VEHICLE
77	BROOKS / HULME	1	1	2.18 miles	Kawasaki ZZR 1100CC
9	FAIRHURST / ANDREWS	2	1	2.18 miles	Kawasaki ZX9R
77	BROOKS / HULME	3	2	4.36 miles	Kawasaki ZZR 1100CC
9	FAIRHURST / ANDREWS	5	3	6.54 miles	Kawasaki ZX9R

International Sidecar Revival 2022
FSRA Wintec Pre-Injection Sidecars
RACE 8 - STATISTICS

CLASS : F2

9 Starters

Fastest Lap History

NO	NAME	LAP TIME	TIME OF DAY	LAP	VEHICLE
58	SAUNDERS / STELL	1:49.429	13:13:38.902	2	Ireson YAMAHA
58	SAUNDERS / STELL	1:49.174	13:15:28.075	3	Ireson YAMAHA

Leader History

NO	NAME	FROM LAP	LAPS LED	DISTANCE	VEHICLE
58	SAUNDERS / STELL	1	7	15.26 miles	Ireson YAMAHA

International Sidecar Revival 2022
FSRA Wintec Pre-Injection Sidecars
RACE 8 - STATISTICS

CLASS : F2 G

1 Starters

Fastest Lap History

NO	NAME	LAP TIME	TIME OF DAY	LAP	VEHICLE
30	BUTLER/ THOMAS	2:07.754	13:14:19.258	2	Ireson F2
30	BUTLER/ THOMAS	2:07.374	13:18:35.997	4	Ireson F2
30	BUTLER/ THOMAS	2:06.442	13:22:53.146	6	Ireson F2

Leader History

NO	NAME	FROM LAP	LAPS LED	DISTANCE	VEHICLE
30	BUTLER/ THOMAS	1	6	13.08 miles	Ireson F2

International Sidecar Revival 2022
FSRA Wintec Pre-Injection Sidecars
RACE 8 - STATISTICS

CLASS : F1 G

1 Starters

Fastest Lap History

NO	NAME	LAP TIME	TIME OF DAY	LAP	VEHICLE
98	T WHEATLEY / N WHEATLEY	2:02.383	13:14:04.064	2	Yamaha 750
98	T WHEATLEY / N WHEATLEY	1:54.810	13:15:58.876	3	Yamaha 750

Leader History

NO	NAME	FROM LAP	LAPS LED	DISTANCE	VEHICLE
98	T WHEATLEY / N WHEATLEY	1	7	15.26 miles	Yamaha 750

International Sidecar Revival 2022
FSRA Wintec Pre-Injection Sidecars
RACE 17 - GRID (7 Laps)

ROW 9	17	2:06.442	30	BUTLER/ THOMAS	18	2:40.600	156	TYRRELL / KEMP
ROW 8			15	88	STEPHENSON / RANSON		16	2:05.042 967 G HODGSON / D HODGSON
ROW 7	13	2:02.276	16	SALLEH / FAIRHURST	14		44	PEARSON / PEARSON
ROW 6			11	2:01.690 281	B ROBERTS / N ROBERTS		12	2:01.916 181 TIBBLES / GREENWOOD
ROW 5	9	1:59.286	73	CRAWFORD / DAVIES	10	2:00.590	127	McMAHON / ROSS
ROW 4			7	1:54.601 167	PETTMAN / DAWKINS		8	1:54.810 98 T WHEATLEY / N WHEATLEY
ROW 3	5	1:50.659	14	BURNS / WINFROW	6	1:51.231	128	HORTON / FORREST
ROW 2			3	1:50.038 77	BROOKS / HULME		4	1:50.085 25 BINGHAM / DALTON
ROW 1	1	1:49.174	58	SAUNDERS / STELL	2	1:49.709	9	FAIRHURST / ANDREWS
Pole								

Cadwell Park: 2.1800 miles

These results are provisional until the conclusion of any judicial and technical matters.

Clerk Of Course :	Stewards :	Timekeeper : <i>Craig Smith</i>
-------------------	------------	------------------------------------

Results can be found at www.tsl-timing.com

Printed - 13:26 Sunday, 07 August 2022



International Sidecar Revival 2022
FSRA Wintec Pre-Injection Sidecars
RACE 16 - CLASSIFICATION

POS	NO	CL	PIC NAME	ENTRY	LAPS	TIME	GAP	DIFF	MPH	BEST	ON
1	58	F2	1 SAUNDERS / STELL	Ireson YAMAHA -	3	5:38.096			69.63	1:49.914	3
2	9	F1	1 FAIRHURST / ANDREWS	Kawasaki ZX9R -	3	5:50.336	12.240	12.240	67.20	1:53.310	2
3	25	F2	2 BINGHAM / DALTON	Honda SHELBOURNE - AB Paintworx	3	5:51.227	13.131	0.891	67.03	1:53.806	2
4	128	F1	2 HORTON / FORREST	WINTEC THUNDERCAT 720 - Wintec Racing	3	5:51.988	13.892	0.761	66.88	1:54.224	2
5	98	F1 G	1 T WHEATLEY / N WHEATLEY	Yamaha 750 - Peter Wheatley	3	5:57.431	19.335	5.443	65.87	1:56.119	3
6	167	F2	3 PETTMAN / DAWKINS	Windle 600 YAMAHA - Wesso Racing	3	5:57.548	19.452	0.117	65.84	1:55.816	3
7	77*	F1	3 BROOKS / HULME	Kawasaki ZZR 1100CC -	3	5:59.600	21.504	2.052	65.47	1:54.772	2
8	181	F1	4 TIBBLES / GREENWOOD	Yamaha FJ 1100 -	3	6:01.833	23.737	2.233	65.06	1:57.443	3
9	281	F2	4 B ROBERTS / N ROBERTS	Jacobs KAWASAKI 600 - W J Roberts LTD	2	4:14.729	1 Lap	1 Lap	61.61	2:01.705	2
10	16	F2	5 SALLEH / FAIRHURST	Ireson THUNDERCAT -	2	4:20.539	1 Lap	5.810	60.24	2:07.850	2
11	30	F2 G	1 BUTLER / THOMAS	Ireson F2 - MDK Office Seating Ltd	2	4:21.433	1 Lap	0.894	60.03	2:06.107	2
12	156	F2	6 TYRRELL / KEMP	- MDD Mobile Digital Displays	2	5:43.740	1 Lap	1:22.307	45.66	2:42.172	2

NOT CLASSIFIED

DNF	73	F2	CRAWFORD / DAVIES	Honda GLR -	2	4:10.530	1 Lap		62.65	2:00.831	2
DNF	14	F1	BURNS / WINFROW	Yamaha F1 - CMB Hydraulics	0						
DNF	127	F1	McMAHON / ROSS	Shelbourne SUZUKI -	0						

FASTEST LAP

58	F2	SAUNDERS / STELL	Ireson YAMAHA -	3	1:49.914	71.40 mph	114.91 kph
9	F1	FAIRHURST / ANDREWS	Kawasaki ZX9R -	2	1:53.310	69.26 mph	111.46 kph
98	F1 G	T WHEATLEY / N WHEATLEY	Yamaha 750 - Peter Wheatley	3	1:56.119	67.58 mph	108.76 kph
30	F2 G	BUTLER / THOMAS	Ireson F2 - MDK Office Seating Ltd	2	2:06.107	62.23 mph	100.15 kph

* No. 77 - 10 second penalty - jump start
 Class F2 - 92.5% of Race Speed = 64.40 mph
 Class F1 - 92.5% of Race Speed = 62.16 mph
 Class F1 G - 92.5% of Race Speed = 60.92 mph
 Class F2 G - 92.5% of Race Speed = 55.52 mph
 Red Flag (end of session): 17:44

Weather / Track : Bright / Dry
 These results are provisional until the conclusion of any judicial and technical matters.

Race Distance: 3 Laps / 6.54 miles
 Cadwell Park: 2.1800 miles
 Date: 07/08/2022 Start: 17:38 Finish: 17:44

Clerk Of Course :	Stewards :	Timekeeper : <i>Craig Smith</i>
-------------------	------------	------------------------------------

Results can be found at www.tsl-timing.com

Printed - 17:55 Sunday, 07 August 2022



International Sidecar Revival 2022
FSRA Wintec Pre-Injection Sidecars
RACE 16 - RED - LAP CHART

LAP 1 @ 17:40:52.970

NO	BEHIND	LAP TIME
58		1:57.695
77	1.943	1:59.638
128	3.580	2:01.275
9	3.698	2:01.393
25	4.198	2:01.893
98	7.265	2:04.960
167	7.732	2:05.427
181	9.176	2:06.871
73	12.004	2:09.699
16	14.994	2:12.689
281	15.329	2:13.024
30	17.631	2:15.326
156	1:03.873	3:01.568

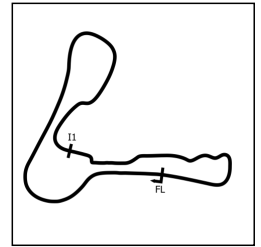
LAP 2 @ 17:42:43.457

NO	BEHIND	LAP TIME
58		1:50.487
77	6.228	1:54.772
9	6.521	1:53.310
128	7.317	1:54.224
25	7.517	1:53.806
98	13.130	1:56.352
167	13.550	1:56.305
181	16.208	1:57.519
73	22.348	2:00.831
281	26.547	2:01.705
16	32.357	2:07.850
30	33.251	2:06.107

LAP 3 @ 17:44:33.371

NO	BEHIND	LAP TIME
58		1:49.914
156	1 Lap	2:42.172
77	11.504	1:55.190
9	12.240	1:55.633
25	13.131	1:55.528
128	13.892	1:56.489
98	19.335	1:56.119
167	19.452	1:55.816
181	23.737	1:57.443

International Sidecar Revival 2022
FSRA Wintec Pre-Injection Sidecars
RACE 16 - RED - SECTOR ANALYSIS



SECTOR 1 = FL to I1, SECTOR 2 = I1 to FL, DIFF = Difference To Personal Best Lap, P = Crossed Finish Line in Pit Lane, D = Time Disallowed

P1 58 F2 SAUNDERS / STELL		Ireson YAMAHA -				
IDEAL LAP TIME : 1:49.914		BEST LAP TIME : 1:49.914		DIFFERENCE : 0.000		
LAP	SECTOR 1	SECTOR 2	LAP TIME	MPH	DIFF	TIME OF DAY
1 -		47.352	1:57.695	66.68	7.781	17:40:52.970
2 -	1:03.510	46.977	1:50.487 (2)	71.03	0.573	17:42:43.457
3 -	1:03.417	46.497	1:49.914 (1)	71.40		17:44:33.371

P2 9 F1 FAIRHURST / ANDREWS		Kawasaki ZX9R -				
IDEAL LAP TIME : 1:53.310		BEST LAP TIME : 1:53.310		DIFFERENCE : 0.000		
LAP	SECTOR 1	SECTOR 2	LAP TIME	MPH	DIFF	TIME OF DAY
1 -		49.867	2:01.393	64.64	8.083	17:40:56.668
2 -	1:04.083	49.227	1:53.310 (1)	69.26		17:42:49.978
3 -	1:05.750	49.883	1:55.633 (2)	67.87	2.323	17:44:45.611

P3 25 F2 BINGHAM / DALTON		Honda SHELBOURNE - AB Paintworx				
IDEAL LAP TIME : 1:53.806		BEST LAP TIME : 1:53.806		DIFFERENCE : 0.000		
LAP	SECTOR 1	SECTOR 2	LAP TIME	MPH	DIFF	TIME OF DAY
1 -		49.189	2:01.893	64.38	8.087	17:40:57.168
2 -	1:05.655	48.151	1:53.806 (1)	68.96		17:42:50.974
3 -	1:06.965	48.563	1:55.528 (2)	67.93	1.722	17:44:46.502

P4 128 F1 HORTON / FORREST		WINTEC THUNDERCAT 720 - Wintec Racing				
IDEAL LAP TIME : 1:52.391		BEST LAP TIME : 1:54.224		DIFFERENCE : 1.833		
LAP	SECTOR 1	SECTOR 2	LAP TIME	MPH	DIFF	TIME OF DAY
1 -		49.333	2:01.275	64.71	7.051	17:40:56.550
2 -	1:03.058	51.166	1:54.224 (1)	68.70		17:42:50.774
3 -	1:05.470	51.019	1:56.489 (2)	67.37	2.265	17:44:47.263

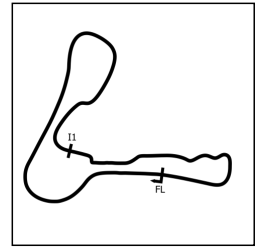
P5 98 F1 G T WHEATLEY / N WHEATLEY		Yamaha 750 - Peter Wheatley				
IDEAL LAP TIME : 1:56.119		BEST LAP TIME : 1:56.119		DIFFERENCE : 0.000		
LAP	SECTOR 1	SECTOR 2	LAP TIME	MPH	DIFF	TIME OF DAY
1 -		51.463	2:04.960	62.80	8.841	17:41:00.235
2 -	1:06.606	49.746	1:56.352 (2)	67.45	0.233	17:42:56.587
3 -	1:06.469	49.650	1:56.119 (1)	67.58		17:44:52.706

P6 167 F2 PETTMAN / DAWKINS		Windle 600 YAMAHA - Wesso Racing				
IDEAL LAP TIME : 1:55.801		BEST LAP TIME : 1:55.816		DIFFERENCE : 0.015		
LAP	SECTOR 1	SECTOR 2	LAP TIME	MPH	DIFF	TIME OF DAY
1 -		50.891	2:05.427	62.57	9.611	17:41:00.702
2 -	1:06.818	49.487	1:56.305 (2)	67.47	0.489	17:42:57.007
3 -	1:06.833	48.983	1:55.816 (1)	67.76		17:44:52.823

P7 77 F1 BROOKS / HULME		Kawasaki ZZR 1100CC -				
IDEAL LAP TIME : 1:53.430		BEST LAP TIME : 1:54.772		DIFFERENCE : 1.342		
LAP	SECTOR 1	SECTOR 2	LAP TIME	MPH	DIFF	TIME OF DAY
1 -		48.844	1:59.638	65.59	4.866	17:40:54.913
2 -	1:04.586	50.186	1:54.772 (1)	68.37		17:42:49.685
3 -	1:05.845	49.345	1:55.190 (2)	68.13	0.418	17:44:44.875

P8 181 F1 TIBBLES / GREENWOOD		Yamaha FJ 1100 -				
IDEAL LAP TIME : 1:56.776		BEST LAP TIME : 1:57.443		DIFFERENCE : 0.667		
LAP	SECTOR 1	SECTOR 2	LAP TIME	MPH	DIFF	TIME OF DAY
1 -		49.801	2:06.871	61.85	9.428	17:41:02.146
2 -	1:07.757	49.762	1:57.519 (2)	66.78	0.076	17:42:59.665
3 -	1:07.014	50.429	1:57.443 (1)	66.82		17:44:57.108

International Sidecar Revival 2022
FSRA Wintec Pre-Injection Sidecars
RACE 16 - RED - SECTOR ANALYSIS



SECTOR 1 = FL to I1, SECTOR 2 = I1 to FL, DIFF = Difference To Personal Best Lap, P = Crossed Finish Line in Pit Lane, D = Time Disallowed

P9	281 F2	B ROBERTS / N ROBERTS	Jacobs KAWASAKI 600 - W J Roberts LTD			
IDEAL LAP TIME : 2:01.414		BEST LAP TIME : 2:01.705		DIFFERENCE : 0.291		
LAP	SECTOR 1	SECTOR 2	LAP TIME	MPH	DIFF	TIME OF DAY
1 -		51.427	2:13.024	58.99	11.319	17:41:08.299
2 -	1:11.250	50.455	2:01.705 (1)	64.48		17:43:10.004
P10	16 F2	SALLEH / FAIRHURST	Ireson THUNDERCAT -			
IDEAL LAP TIME : 2:07.774		BEST LAP TIME : 2:07.850		DIFFERENCE : 0.076		
LAP	SECTOR 1	SECTOR 2	LAP TIME	MPH	DIFF	TIME OF DAY
1 -		52.669	2:12.689	59.14	4.839	17:41:07.964
2 -	1:15.187	52.663	2:07.850 (1)	61.38		17:43:15.814
P11	30 F2 G	BUTLER/ THOMAS	Ireson F2 - MDK Office Seating Ltd			
IDEAL LAP TIME : 2:05.674		BEST LAP TIME : 2:06.107		DIFFERENCE : 0.433		
LAP	SECTOR 1	SECTOR 2	LAP TIME	MPH	DIFF	TIME OF DAY
1 -		52.509	2:15.326	57.99	9.219	17:41:10.601
2 -	1:13.165	52.942	2:06.107 (1)	62.23		17:43:16.708
P12	156 F2	TYRRELL / KEMP	- MDD Mobile Digital Displays			
IDEAL LAP TIME : 2:42.172		BEST LAP TIME : 2:42.172		DIFFERENCE : 0.000		
LAP	SECTOR 1	SECTOR 2	LAP TIME	MPH	DIFF	TIME OF DAY
1 -		1:06.828	3:01.568	43.22	19.396	17:41:56.843
2 -	1:36.833	1:05.339	2:42.172 (1)	48.39		17:44:39.015
P13	73 F2	CRAWFORD / DAVIES	Honda GLR -			
IDEAL LAP TIME : 2:00.429		BEST LAP TIME : 2:00.831		DIFFERENCE : 0.402		
LAP	SECTOR 1	SECTOR 2	LAP TIME	MPH	DIFF	TIME OF DAY
1 -		52.163	2:09.699	60.50	8.868	17:41:04.974
2 -	1:09.183	51.648	2:00.831 (1)	64.95		17:43:05.805

International Sidecar Revival 2022

FSRA Wintec Pre-Injection Sidecars

RACE 16 - RED - BEST SECTORS

SECTOR 1				SECTOR 2		IDEAL / BEST COMPARISON						
POS	NO	NAME	TIME	NO	NAME	TIME	POS	NO	NAME	IDEAL	BEST	DIFF
									PERFECT LAP	1:49.555		
1	128	HORTON / FORREST	1:03.058	58	SAUNDERS / STELL	46.497	1	58	SAUNDERS / STELL	1:49.914	1:49.914	0.000
2	58	SAUNDERS / STELL	1:03.417	25	BINGHAM / DALTON	48.151	2	128	HORTON / FORREST	1:52.391	1:54.224	1.833
3	9	FAIRHURST / ANDREWS	1:04.083	77	BROOKS / HULME	48.844	3	9	FAIRHURST / ANDREWS	1:53.310	1:53.310	0.000
4	77	BROOKS / HULME	1:04.586	167	PETTMAN / DAWKINS	48.983	4	77	BROOKS / HULME	1:53.430	1:54.772	1.342
5	25	BINGHAM / DALTON	1:05.655	9	FAIRHURST / ANDREWS	49.227	5	25	BINGHAM / DALTON	1:53.806	1:53.806	0.000
6	98	T WHEATLEY / N WHEATLEY	1:06.469	128	HORTON / FORREST	49.333	6	167	PETTMAN / DAWKINS	1:55.801	1:55.816	0.015
7	167	PETTMAN / DAWKINS	1:06.818	98	T WHEATLEY / N WHEATLEY	49.650	7	98	T WHEATLEY / N WHEATLEY	1:56.119	1:56.119	0.000
8	181	TIBBLES / GREENWOOD	1:07.014	181	TIBBLES / GREENWOOD	49.762	8	181	TIBBLES / GREENWOOD	1:56.776	1:57.443	0.667
9	73	CRAWFORD / DAVIES	1:08.781	281	B ROBERTS / N ROBERTS	50.455	9	73	CRAWFORD / DAVIES	2:00.429	2:00.831	0.402
10	281	B ROBERTS / N ROBERTS	1:10.959	73	CRAWFORD / DAVIES	51.648	10	281	B ROBERTS / N ROBERTS	2:01.414	2:01.705	0.291
11	30	BUTLER / THOMAS	1:13.165	30	BUTLER / THOMAS	52.509	11	30	BUTLER / THOMAS	2:05.674	2:06.107	0.433
12	16	SALLEH / FAIRHURST	1:15.111	16	SALLEH / FAIRHURST	52.663	12	16	SALLEH / FAIRHURST	2:07.774	2:07.850	0.076
13	156	TYRRELL / KEMP	1:36.833	156	TYRRELL / KEMP	1:05.339	13	156	TYRRELL / KEMP	2:42.172	2:42.172	0.000
14												
15												

International Sidecar Revival 2022
FSRA Wintec Pre-Injection Sidecars
RACE 16 - RED - STATISTICS

Competitors Started 15
Planned Start 2022-08-07 @ 17:30:00.000
Actual Start 2022-08-07 @ 17:38:55.274
Finish Time 2022-08-07 @ 17:44:33.370
Track Length 2.1800mi.
Total Laps 34
Total Distance Covered 74.1206mi.

Session Fastest Lap History

NO	CL	NAME	LAP TIME	TIME OF DAY	LAP	VEHICLE
58	F2	SAUNDERS / STELL	1:50.487	17:42:43.476	2	Ireson YAMAHA
58	F2	SAUNDERS / STELL	1:49.914	17:44:33.391	3	Ireson YAMAHA

Session Leader History

NO	CL	NAME	FROM LAP	LAPS LED	DISTANCE	VEHICLE
58	F2	SAUNDERS / STELL	1	3	6.54 miles	Ireson YAMAHA

Flag History

TYPE	TIME OF DAY
GREEN	17:38:55.274
FINISH	17:44:33.370

Flag Statistics

TYPE	COUNT	TOTAL LAPS	TOTAL TIME
Green	1	3	6:42.966
Red	0	0	0.000
Safety Car	0	0	0.000
FCY	0	0	0.000

International Sidecar Revival 2022
FSRA Wintec Pre-Injection Sidecars
RACE 16 - RED - STATISTICS

CLASS : F1

6 Starters

Fastest Lap History

NO	NAME	LAP TIME	TIME OF DAY	LAP	VEHICLE
77	BROOKS / HULME	1:54.772	17:42:49.709	2	Kawasaki ZZR 1100CC
9	FAIRHURST / ANDREWS	1:53.310	17:42:49.996	2	Kawasaki ZX9R

Leader History

NO	NAME	FROM LAP	LAPS LED	DISTANCE	VEHICLE
77	BROOKS / HULME	1	3	6.54 miles	Kawasaki ZZR 1100CC

International Sidecar Revival 2022
FSRA Wintec Pre-Injection Sidecars
RACE 16 - RED - STATISTICS

CLASS : F2

7 Starters

Fastest Lap History

NO	NAME	LAP TIME	TIME OF DAY	LAP	VEHICLE
58	SAUNDERS / STELL	1:50.487	17:42:43.476	2	Ireson YAMAHA
58	SAUNDERS / STELL	1:49.914	17:44:33.391	3	Ireson YAMAHA

Leader History

NO	NAME	FROM LAP	LAPS LED	DISTANCE	VEHICLE
58	SAUNDERS / STELL	1	3	6.54 miles	Ireson YAMAHA

International Sidecar Revival 2022
FSRA Wintec Pre-Injection Sidecars
RACE 16 - RED - STATISTICS

CLASS : F2 G

1 Starters

Fastest Lap History

NO	NAME	LAP TIME	TIME OF DAY	LAP	VEHICLE
30	BUTLER/ THOMAS	2:06.107	17:43:16.727	2	Ireson F2

Leader History

NO	NAME	FROM LAP	LAPS LED	DISTANCE	VEHICLE
30	BUTLER/ THOMAS	1	2	4.36 miles	Ireson F2

International Sidecar Revival 2022
FSRA Wintec Pre-Injection Sidecars
RACE 16 - RED - STATISTICS

CLASS : F1 G

1 Starters

Fastest Lap History

NO	NAME	LAP TIME	TIME OF DAY	LAP	VEHICLE
98	T WHEATLEY / N WHEATLEY	1:56.352	17:42:56.608	2	Yamaha 750
98	T WHEATLEY / N WHEATLEY	1:56.119	17:44:52.728	3	Yamaha 750

Leader History

NO	NAME	FROM LAP	LAPS LED	DISTANCE	VEHICLE
98	T WHEATLEY / N WHEATLEY	1	3	6.54 miles	Yamaha 750

RKB-F1
MOTORSPORT



RKB MOTORSPORT / BREITENBACH RENNSPORT F1 & F2 SIDECARS



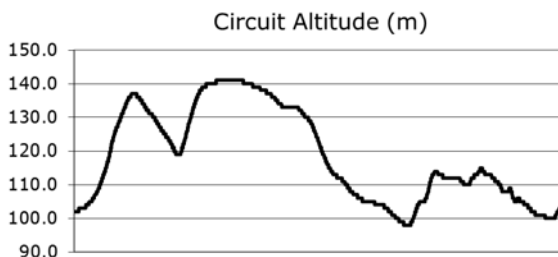
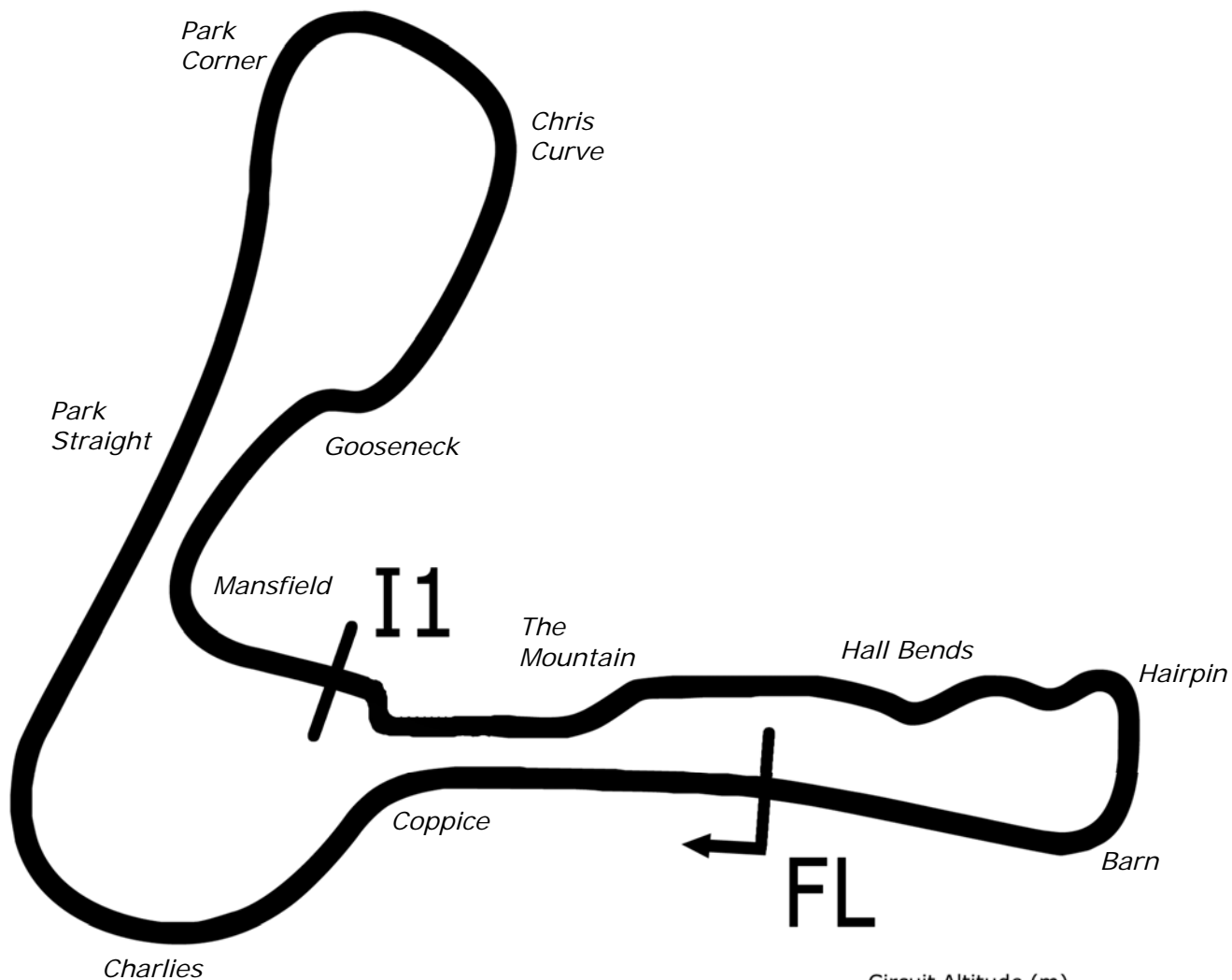
International Sidecar Festival 2022
Cadwell Park
6th / 7th August 2022



Timing & Results Provided by Timing Solutions Ltd

www.tsl-timing.com

Cadwell Park



Length	2.1800 miles	3508.4 m	
FL		53.31024 N	0.05940 W
I1	2330m	53.30708 N	0.06270 W
Pit Entry	3472m	53.31103 N	0.05889 W
Pit Exit	0m after FL	53.31030 N	0.05940 W
Pit Entry-Pit Exit 92m, 6.6s @50kph, 5.5s @60kph			

All results available at www.tsl-timing.com



International Sidecar Revival 2022

RKB/BMCRC F1 & F2 Sidecars

QUALIFYING - CLASSIFICATION

POS	NO	CL	PIC NAME	ENTRY	TIME	ON	LAPS	GAP	DIFF	MPH
1	6	BSB	1 ELLIS / CLEMENT	Ryde 600 - Santander Salt	1:36.601	3	4			81.24
2	87	F2	1 FENWICK / MARTIN	Shelbourne YAMAHA -	1:42.725	5	6	6.124	6.124	76.39
3	118	F2	2 GIBSON / GIBBONS	CES SUZUKI - RVISA / ROWTEC	1:43.595	5	6	6.994	0.870	75.75
4	22	F2	3 PEARSON / PARKER	LCR SUZUKI -	1:46.052	4	6	9.451	2.457	74.00
5	73	F2	4 GOODIER / STONE	LCR - Rowtec ltd	1:46.384	5	5	9.783	0.332	73.77
6	62	F1	1 WRIGHT / BAILEY	RYDE F998 YAMAHA - Stainless Steel Designs Ltd.	1:46.592	3	4	9.991	0.208	73.62
7	28	F2	5 KING / SIGSWORTH	Lumley Ireson - Townsend Motors	1:46.686	3	5	10.085	0.094	73.56
8	11	F2	6 GILBERT / RESTALL	Shelbourne HONDA - West Ewell fencing	1:46.759	4	4	10.158	0.073	73.51
9	84	F2	7 S LAIDLAW / J LAIDLAW	Shelbourne SUZUKI - Lfr	1:47.650	2	5	11.049	0.891	72.90
10	65	F1	2 FAIERS / PLUCKROSE	Windle YAMAHA - AWracing Ltd	1:48.007	3	4	11.406	0.357	72.66
11	23	F2	8 J SAUNDERS / R SAUNDERS	Baker HONDA - Vacuum & Pressure Leeds	1:48.291	3	3	11.690	0.284	72.47
12	17	F1	3 THOMAS / NIX	Ireson SUZUKI - Team Walters And Thomas Sidecar ra	1:48.390	5	6	11.789	0.099	72.40
13	136	F1	4 EDWARDS / STOREY	LCR SUZUKI - Economy Heating Services Ltd	1:49.840	5	5	13.239	1.450	71.44
14	121	F1	5 LAWRENCE / HUGHES	LCR YAMAHA - Highfield Transport, JHM Autos	1:49.962	5	6	13.361	0.122	71.37
15	38	F2	9 MOSS / GEDDES	Shelbourne YAMAHA - LifeSafety Motorsport - Charliel	1:49.998	4	5	13.397	0.036	71.34
16	37	F2	10 MORPHET / REILLY	LCR SUZUKI -	1:50.768	4	4	14.167	0.770	70.85
17	32	F2	11 QUIRK / SCHOFIELD	Ireson SUZUKI -	1:51.708	5	5	15.107	0.940	70.25
18	58	F2	12 L EASTELL / M EASTELL	Shelbourne YAMAHA - Lee Eastell Engineering service	1:54.532	2	3	17.931	2.824	68.52
19	96	F2	13 J GALE / B GALE	Ireson KTM 790 - The Old Market Inn/4everTT	1:55.145	3	4	18.544	0.613	68.15
20	67	F1	6 JEFFREY / FIELD	Windle - MJP racing	1:55.552	4	5	18.951	0.407	67.91
21	83	F2	14 BUCHANAN / EVANS	Lumley Ireson KAWASAKI - Bull Inn Racing	1:55.721	4	5	19.120	0.169	67.81
22	167	F2	15 PETTMAN / DAWKINS	Windle YAMAHA - Wesso Racing	2:00.670	3	5	24.069	4.949	65.03
23	3	F2	16 ILLMAN / SUMNER	Ireson SUZUKI -	2:02.409	4	5	25.808	1.739	64.11
24	19	F1	7 MACBRIDE / THOMPSON	LCR YAMAHA - Lifesafety Motorsport	2:07.113	1	1	30.512	4.704	61.74
25	911	F2	17 PHILLIPS / WALL	MRE - Apexx Flooring	2:08.325	2	2	31.724	1.212	61.15
26	69	F2	18 LAMBERT / JAVENS	LCR HONDA - graham anne ward			0			
27	61	F1	8 FORREST / HILDIGE	WRINN/TAYLOR YAMAHA - Tweedvale Motorcycles			0			

Weather / Track : Bright / Dry

These results are provisional until the conclusion of any judicial and technical matters.

Cadwell Park: 2.1800 miles

Date: 06/08/2022 Start: 09:32 Finish: 09:43

Clerk Of Course :	Stewards :	Timekeeper : <i>Craig Smith</i>
-------------------	------------	------------------------------------

Results can be found at www.tsl-timing.com

Printed - 09:45 Saturday, 06 August 2022



International Sidecar Revival 2022

RKB/BMCRC F1 & F2 Sidecars

QUALIFYING - SECTOR ANALYSIS



SECTOR 1 = FL to I1, SECTOR 2 = I1 to FL, DIFF = Difference To Personal Best Lap, P = Crossed Finish Line in Pit Lane, D = Time Disallowed

P1		6 BSB		ELLIS / CLEMENT		Ryde 600 - Santander Salt	
IDEAL LAP TIME : 1:36.601		BEST LAP TIME : 1:36.601		DIFFERENCE : 0.000			
LAP	SECTOR 1	SECTOR 2	LAP TIME	MPH	DIFF	TIME OF DAY	
1 -	1:02.742	46.933	1:49.675	71.55	13.074	09:35:36.169	
2 -	59.625	42.033	1:41.658 (3)	77.20	5.057	09:37:17.827	
3 -	55.672	40.929	1:36.601 (1)	81.24		09:38:54.428	
4 -	58.246	42.036	1:40.282 (2)	78.25	3.681	09:40:34.710	

P2		87 F2		FENWICK / MARTIN		Shelbourne YAMAHA -	
IDEAL LAP TIME : 1:42.235		BEST LAP TIME : 1:42.725		DIFFERENCE : 0.490			
LAP	SECTOR 1	SECTOR 2	LAP TIME	MPH	DIFF	TIME OF DAY	
1 -	2:43.159	43.687	3:26.846	37.94	1:44.121	09:36:19.322	
2 -	59.787	43.511	1:43.298 (2)	75.97	0.573	09:38:02.620	
3 -	1:00.816	43.277	1:44.093 (3)	75.39	1.368	09:39:46.713	
4 -	58.958	45.673	1:44.631	75.00	1.906	09:41:31.344	
5 -	59.440	43.285	1:42.725 (1)	76.39		09:43:14.069	
6 -	1:01.756	43.900	1:45.656	74.27	2.931	09:44:59.725	

P3		118 F2		GIBSON / GIBBONS		CES SUZUKI - RVisa / ROWTEC	
IDEAL LAP TIME : 1:43.595		BEST LAP TIME : 1:43.595		DIFFERENCE : 0.000			
LAP	SECTOR 1	SECTOR 2	LAP TIME	MPH	DIFF	TIME OF DAY	
1 -	1:06.242	47.968	1:54.210	68.71	10.615	09:34:43.440	
2 -	1:02.470	46.133	1:48.603	72.26	5.008	09:36:32.043	
3 -	1:00.044	45.330	1:45.374 (3)	74.47	1.779	09:38:17.417	
4 -	1:00.426	45.334	1:45.760	74.20	2.165	09:40:03.177	
5 -	59.565	44.030	1:43.595 (1)	75.75		09:41:46.772	
6 -	1:00.044	44.782	1:44.826 (2)	74.86	1.231	09:43:31.598	

P4		22 F2		PEARSON / PARKER		LCR SUZUKI -	
IDEAL LAP TIME : 1:45.296		BEST LAP TIME : 1:46.052		DIFFERENCE : 0.756			
LAP	SECTOR 1	SECTOR 2	LAP TIME	MPH	DIFF	TIME OF DAY	
1 -	1:07.851	47.992	1:55.843	67.74	9.791	09:35:06.496	
2 -	1:03.432	46.052	1:49.484	71.68	3.432	09:36:55.980	
3 -	1:02.594	45.405	1:47.999	72.66	1.947	09:38:43.979	
4 -	1:01.676	44.376	1:46.052 (1)	74.00		09:40:30.031	
5 -	1:00.920	46.248	1:47.168 (3)	73.23	1.116	09:42:17.199	
6 -	1:01.751	44.530	1:46.281 (2)	73.84	0.229	09:44:03.480	

P5		73 F2		GOODIER / STONE		LCR - Rowtec ltd	
IDEAL LAP TIME : 1:46.131		BEST LAP TIME : 1:46.384		DIFFERENCE : 0.253			
LAP	SECTOR 1	SECTOR 2	LAP TIME	MPH	DIFF	TIME OF DAY	
1 -	1:03.726	47.715	1:51.441	70.42	5.057	09:34:43.295	
2 -	1:01.178	45.824	1:47.002 (3)	73.34	0.618	09:36:30.297	
3 -	1:01.443	45.292	1:46.735 (2)	73.52	0.351	09:38:17.032	
4 -	1:02.819	45.423	1:48.242	72.50	1.858	09:40:05.274	
5 -	1:01.431	44.953	1:46.384 (1)	73.77		09:41:51.658	

P6		62 F1		WRIGHT / BAILEY		RYDE F998 YAMAHA - Stainless Steel Designs Ltd.	
IDEAL LAP TIME : 1:46.592		BEST LAP TIME : 1:46.592		DIFFERENCE : 0.000			
LAP	SECTOR 1	SECTOR 2	LAP TIME	MPH	DIFF	TIME OF DAY	
1 -	1:03.442	46.290	1:49.732	71.52	3.140	09:34:40.093	
2 -	1:02.040	45.854	1:47.894 (3)	72.73	1.302	09:36:27.987	
3 -	1:01.417	45.175	1:46.592 (1)	73.62		09:38:14.579	
4 -	1:02.201	45.687	1:47.888 (2)	72.74	1.296	09:40:02.467	

International Sidecar Revival 2022

RKB/BMCRC F1 & F2 Sidecars

QUALIFYING - SECTOR ANALYSIS



SECTOR 1 = FL to I1, SECTOR 2 = I1 to FL, DIFF = Difference To Personal Best Lap, P = Crossed Finish Line in Pit Lane, D = Time Disallowed

P7 28 F2 KING / SIGSWORTH		Lumley Ireson - Townsend Motors				
IDEAL LAP TIME : 1:46.686		BEST LAP TIME : 1:46.686		DIFFERENCE : 0.000		
LAP	SECTOR 1	SECTOR 2	LAP TIME	MPH	DIFF	TIME OF DAY
1 -	1:05.238	46.768	1:52.006	70.06	5.320	09:34:50.479
2 -	1:01.959	46.593	1:48.552 (3)	72.29	1.866	09:36:39.031
3 -	1:01.050	45.636	1:46.686 (1)	73.56		09:38:25.717
4 -	1:01.855	47.224	1:49.079	71.94	2.393	09:40:14.796
5 -	1:01.600	45.674	1:47.274 (2)	73.15	0.588	09:42:02.070

P8 11 F2 GILBERT / RESTALL		Shelbourne HONDA - West Ewell fencing				
IDEAL LAP TIME : 1:46.174		BEST LAP TIME : 1:46.759		DIFFERENCE : 0.585		
LAP	SECTOR 1	SECTOR 2	LAP TIME	MPH	DIFF	TIME OF DAY
1 -	1:05.224	47.441	1:52.665	69.65	5.906	09:35:42.087
2 -	1:01.426	47.336	1:48.762 (3)	72.15	2.003	09:37:30.849
3 -	1:01.608	45.417	1:47.025 (2)	73.32	0.266	09:39:17.874
4 -	1:00.757	46.002	1:46.759 (1)	73.51		09:41:04.633

P9 84 F2 S LAIDLAW / J LAIDLAW		Shelbourne SUZUKI - Lfr				
IDEAL LAP TIME : 1:46.848		BEST LAP TIME : 1:47.650		DIFFERENCE : 0.802		
LAP	SECTOR 1	SECTOR 2	LAP TIME	MPH	DIFF	TIME OF DAY
1 -	1:06.513	46.815	1:53.328	69.25	5.678	09:34:49.185
2 -	1:02.685	44.965	1:47.650 (1)	72.90		09:36:36.835
3 -	1:01.883	46.131	1:48.014 (2)	72.65	0.364	09:38:24.849
4 -	1:03.456	47.954	1:51.410	70.44	3.760	09:40:16.259
5 -	1:03.555	47.125	1:50.680 (3)	70.90	3.030	09:42:06.939

P10 65 F1 FAIERS / PLUCKROSE		Windle YAMAHA - AW Racing Ltd				
IDEAL LAP TIME : 1:48.007		BEST LAP TIME : 1:48.007		DIFFERENCE : 0.000		
LAP	SECTOR 1	SECTOR 2	LAP TIME	MPH	DIFF	TIME OF DAY
1 -	1:06.570	46.831	1:53.401	69.20	5.394	09:34:50.099
2 -	1:03.419	46.007	1:49.426 (3)	71.72	1.419	09:36:39.525
3 -	1:02.242	45.765	1:48.007 (1)	72.66		09:38:27.532
4 -	1:02.249	46.621	1:48.870 (2)	72.08	0.863	09:40:16.402

P11 23 F2 J SAUNDERS / R SAUNDERS		Baker HONDA - Vacuum & Pressure Leeds				
IDEAL LAP TIME : 1:48.014		BEST LAP TIME : 1:48.291		DIFFERENCE : 0.277		
LAP	SECTOR 1	SECTOR 2	LAP TIME	MPH	DIFF	TIME OF DAY
1 -	1:06.553	47.256	1:53.809 (3)	68.95	5.518	09:34:48.908
2 -	1:02.780	47.098	1:49.878 (2)	71.42	1.587	09:36:38.786
3 -	1:02.495	45.796	1:48.291 (1)	72.47		09:38:27.077

P12 17 F1 THOMAS / NIX		Ireson SUZUKI - Team Walters And Thomas Sidecar racing				
IDEAL LAP TIME : 1:47.912		BEST LAP TIME : 1:48.390		DIFFERENCE : 0.478		
LAP	SECTOR 1	SECTOR 2	LAP TIME	MPH	DIFF	TIME OF DAY
1 -	1:10.441	50.333	2:00.774	64.98	12.384	09:35:03.236
2 -	1:03.584	48.089	1:51.673	70.27	3.283	09:36:54.909
3 -	1:02.323	46.073	1:48.396 (2)	72.40	0.006	09:38:43.305
4 -	1:04.133	46.474	1:50.607	70.95	2.217	09:40:33.912
5 -	1:01.839	46.551	1:48.390 (1)	72.40		09:42:22.302
6 -	1:01.996	47.474	1:49.470 (3)	71.69	1.080	09:44:11.772

International Sidecar Revival 2022

RKB/BMCRC F1 & F2 Sidecars

QUALIFYING - SECTOR ANALYSIS



SECTOR 1 = FL to I1, SECTOR 2 = I1 to FL, DIFF = Difference To Personal Best Lap, P = Crossed Finish Line in Pit Lane, D = Time Disallowed

P13 136 F1 EDWARDS / STOREY		LCR SUZUKI - Economy Heating Services Ltd				
IDEAL LAP TIME : 1:49.840		BEST LAP TIME : 1:49.840		DIFFERENCE : 0.000		
LAP	SECTOR 1	SECTOR 2	LAP TIME	MPH	DIFF	TIME OF DAY
1 -	1:49.328	53.614	2:42.942	48.16	53.102	09:36:02.861
2 -	1:09.530	47.628	1:57.158	66.98	7.318	09:38:00.019
3 -	1:05.963	46.154	1:52.117 (3)	69.99	2.277	09:39:52.136
4 -	1:04.742	46.457	1:51.199 (2)	70.57	1.359	09:41:43.335
5 -	1:03.943	45.897	1:49.840 (1)	71.44		09:43:33.175

P14 121 F1 LAWRENCE / HUGHES		LCR YAMAHA - Highfield Transport, JHM Autos				
IDEAL LAP TIME : 1:48.864		BEST LAP TIME : 1:49.962		DIFFERENCE : 1.098		
LAP	SECTOR 1	SECTOR 2	LAP TIME	MPH	DIFF	TIME OF DAY
1 -	1:07.132	47.530	1:54.662	68.44	4.700	09:35:07.339
2 -	1:03.658	47.736	1:51.394	70.45	1.432	09:36:58.733
3 -	1:02.437	47.980	1:50.417 (3)	71.07	0.455	09:38:49.150
4 -	1:03.246	46.847	1:50.093 (2)	71.28	0.131	09:40:39.243
5 -	1:03.535	46.427	1:49.962 (1)	71.37		09:42:29.205
6 -	1:04.166	49.312	1:53.478	69.15	3.516	09:44:22.683

P15 38 F2 MOSS / GEDDES		Shelbourne YAMAHA - LifeSafety Motorsport - CharlieMossRac				
IDEAL LAP TIME : 1:49.358		BEST LAP TIME : 1:49.998		DIFFERENCE : 0.640		
LAP	SECTOR 1	SECTOR 2	LAP TIME	MPH	DIFF	TIME OF DAY
1 -	1:06.759	47.402	1:54.161	68.74	4.163	09:35:08.079
2 -	1:03.534	47.788	1:51.322	70.49	1.324	09:36:59.401
3 -	1:02.771	47.892	1:50.663 (3)	70.91	0.665	09:38:50.064
4 -	1:03.258	46.740	1:49.998 (1)	71.34		09:40:40.062
5 -	1:03.670	46.587	1:50.257 (2)	71.17	0.259	09:42:30.319

P16 37 F2 MORPHET / REILLY		LCR SUZUKI -				
IDEAL LAP TIME : 1:50.768		BEST LAP TIME : 1:50.768		DIFFERENCE : 0.000		
LAP	SECTOR 1	SECTOR 2	LAP TIME	MPH	DIFF	TIME OF DAY
1 -	1:07.788	49.661	1:57.449 (3)	66.82	6.681	09:35:20.701
2 -	1:33.330	48.081	2:21.411	55.49	30.643	09:37:42.112
3 -	1:04.952	48.965	1:53.917 (2)	68.89	3.149	09:39:36.029
4 -	1:04.379	46.389	1:50.768 (1)	70.85		09:41:26.797

P17 32 F2 QUIRK / SCHOFIELD		Ireson SUZUKI -				
IDEAL LAP TIME : 1:51.520		BEST LAP TIME : 1:51.708		DIFFERENCE : 0.188		
LAP	SECTOR 1	SECTOR 2	LAP TIME	MPH	DIFF	TIME OF DAY
1 -	1:15.309	50.825	2:06.134	62.22	14.426	09:35:34.540
2 -	1:07.687	48.515	1:56.202	67.53	4.494	09:37:30.742
3 -	1:05.862	47.847	1:53.709 (3)	69.01	2.001	09:39:24.451
4 -	1:05.611	47.209	1:52.820 (2)	69.56	1.112	09:41:17.271
5 -	1:04.311	47.397	1:51.708 (1)	70.25		09:43:08.979

P18 58 F2 L EASTELL / M EASTELL		Shelbourne YAMAHA - Lee Eastell Engineering services ltd				
IDEAL LAP TIME : 1:53.976		BEST LAP TIME : 1:54.532		DIFFERENCE : 0.556		
LAP	SECTOR 1	SECTOR 2	LAP TIME	MPH	DIFF	TIME OF DAY
1 -	1:08.316	49.113	1:57.429 (3)	66.83	2.897	09:35:00.010
2 -	1:06.254	48.278	1:54.532 (1)	68.52		09:36:54.542
3 -	1:05.698	49.269	1:54.967 (2)	68.26	0.435	09:38:49.509

International Sidecar Revival 2022

RKB/BMCRC F1 & F2 Sidecars

QUALIFYING - SECTOR ANALYSIS



SECTOR 1 = FL to I1, SECTOR 2 = I1 to FL, DIFF = Difference To Personal Best Lap, P = Crossed Finish Line in Pit Lane, D = Time Disallowed

P19 96 F2		J GALE / B GALE		Ireson KTM 790 - The Old Market Inn/4everTT			
IDEAL LAP TIME : 1:55.145		BEST LAP TIME : 1:55.145		DIFFERENCE : 0.000			
LAP	SECTOR 1	SECTOR 2	LAP TIME	MPH	DIFF	TIME OF DAY	
1 -	1:07.889	54.641	2:02.530	64.05	7.385	09:35:42.697	
2 -	1:10.440	49.978	2:00.418 (3)	65.17	5.273	09:37:43.115	
3 -	1:05.925	49.220	1:55.145 (1)	68.15		09:39:38.260	
4 -	1:06.831	49.863	1:56.694 (2)	67.25	1.549	09:41:34.954	

P20 67 F1		JEFFREY / FIELD		Windle - MJP racing			
IDEAL LAP TIME : 1:55.552		BEST LAP TIME : 1:55.552		DIFFERENCE : 0.000			
LAP	SECTOR 1	SECTOR 2	LAP TIME	MPH	DIFF	TIME OF DAY	
1 -	1:20.373	55.292	2:15.665	57.84	20.113	09:35:42.429	
2 -	1:08.887	49.167	1:58.054 (3)	66.47	2.502	09:37:40.483	
3 -	1:07.522	48.805	1:56.327 (2)	67.46	0.775	09:39:36.810	
4 -	1:07.244	48.308	1:55.552 (1)	67.91		09:41:32.362	
5 -	1:09.518	49.475	1:58.993	65.95	3.441	09:43:31.355	

P21 83 F2		BUCHANAN / EVANS		Lumley Ireson KAWASAKI - Bull Inn Racing			
IDEAL LAP TIME : 1:55.721		BEST LAP TIME : 1:55.721		DIFFERENCE : 0.000			
LAP	SECTOR 1	SECTOR 2	LAP TIME	MPH	DIFF	TIME OF DAY	
1 -	1:13.492	1:00.052	2:13.544	58.76	17.823	09:35:33.981	
2 -	1:14.386	51.078	2:05.464	62.55	9.743	09:37:39.445	
3 -	1:07.182	49.270	1:56.452 (2)	67.39	0.731	09:39:35.897	
4 -	1:06.959	48.762	1:55.721 (1)	67.81		09:41:31.618	
5 -	1:09.977	49.579	1:59.556 (3)	65.64	3.835	09:43:31.174	

P22 167 F2		PETTMAN / DAWKINS		Windle YAMAHA - Wesso Racing			
IDEAL LAP TIME : 1:59.600		BEST LAP TIME : 2:00.670		DIFFERENCE : 1.070			
LAP	SECTOR 1	SECTOR 2	LAP TIME	MPH	DIFF	TIME OF DAY	
1 -	1:13.232	52.209	2:05.441	62.56	4.771	09:35:21.784	
2 -	1:09.674	51.798	2:01.472 (2)	64.60	0.802	09:37:23.256	
3 -	1:10.744	49.926	2:00.670 (1)	65.03		09:39:23.926	
4 -	1:11.209	50.533	2:01.742	64.46	1.072	09:41:25.668	
5 -	1:10.805	50.901	2:01.706 (3)	64.48	1.036	09:43:27.374	

P23 3 F2		ILLMAN / SUMNER		Ireson SUZUKI -			
IDEAL LAP TIME : 2:02.409		BEST LAP TIME : 2:02.409		DIFFERENCE : 0.000			
LAP	SECTOR 1	SECTOR 2	LAP TIME	MPH	DIFF	TIME OF DAY	
1 -	1:22.455	54.342	2:16.797	57.37	14.388	09:36:03.155	
2 -	1:16.437	52.048	2:08.485	61.08	6.076	09:38:11.640	
3 -	1:13.459	51.439	2:04.898 (2)	62.83	2.489	09:40:16.538	
4 -	1:11.777	50.632	2:02.409 (1)	64.11		09:42:18.947	
5 -	1:13.291	51.806	2:05.097 (3)	62.73	2.688	09:44:24.044	

P24 19 F1		MACBRIDE / THOMPSON		LCR YAMAHA - Lifesafety Motorsport			
IDEAL LAP TIME : 2:07.113		BEST LAP TIME : 2:07.113		DIFFERENCE : 0.000			
LAP	SECTOR 1	SECTOR 2	LAP TIME	MPH	DIFF	TIME OF DAY	
1 -	1:13.680	53.433	2:07.113 (1)	61.74		09:35:25.256	

P25 911 F2		PHILLIPS / WALL		MRE - Apexx Flooring			
IDEAL LAP TIME : 2:08.325		BEST LAP TIME : 2:08.325		DIFFERENCE : 0.000			
LAP	SECTOR 1	SECTOR 2	LAP TIME	MPH	DIFF	TIME OF DAY	
1 -	1:20.980	54.914	2:15.894 (2)	57.75	7.569	09:35:41.422	
2 -	1:14.936	53.389	2:08.325 (1)	61.15		09:37:49.747	

International Sidecar Revival 2022

RKB/BMCRC F1 & F2 Sidecars

QUALIFYING - BEST SECTORS

SECTOR 1			SECTOR 2			IDEAL / BEST COMPARISON						
POS	NO	NAME	TIME	NO	NAME	TIME	POS	NO	NAME	IDEAL	BEST	DIFF
									PERFECT LAP	1:36.601		
1	6	ELLIS / CLEMENT	55.672	6	ELLIS / CLEMENT	40.929	1	6	ELLIS / CLEMENT	1:36.601	1:36.601	0.000
2	87	FENWICK / MARTIN	58.958	87	FENWICK / MARTIN	43.277	2	87	FENWICK / MARTIN	1:42.235	1:42.725	0.490
3	118	GIBSON / GIBBONS	59.565	118	GIBSON / GIBBONS	44.030	3	118	GIBSON / GIBBONS	1:43.595	1:43.595	0.000
4	11	GILBERT / RESTALL	1:00.757	22	PEARSON / PARKER	44.376	4	22	PEARSON / PARKER	1:45.296	1:46.052	0.756
5	22	PEARSON / PARKER	1:00.920	73	GOODIER / STONE	44.953	5	73	GOODIER / STONE	1:46.131	1:46.384	0.253
6	28	KING / SIGSWORTH	1:01.050	84	S LAIDLLOW / J LAIDLLOW	44.965	6	11	GILBERT / RESTALL	1:46.174	1:46.759	0.585
7	73	GOODIER / STONE	1:01.178	62	WRIGHT / BAILEY	45.175	7	62	WRIGHT / BAILEY	1:46.592	1:46.592	0.000
8	62	WRIGHT / BAILEY	1:01.417	11	GILBERT / RESTALL	45.417	8	28	KING / SIGSWORTH	1:46.686	1:46.686	0.000
9	17	THOMAS / NIX	1:01.839	28	KING / SIGSWORTH	45.636	9	84	S LAIDLLOW / J LAIDL	1:46.848	1:47.650	0.802
10	84	S LAIDLLOW / J LAIDLLOW	1:01.883	65	FAIERS / PLUCKROSE	45.765	10	17	THOMAS / NIX	1:47.912	1:48.390	0.478
11	23	J SAUNDERS / R SAUNDERS	1:02.218	23	J SAUNDERS / R SAUNDERS	45.796	11	65	FAIERS / PLUCKROSE	1:48.007	1:48.007	0.000
12	65	FAIERS / PLUCKROSE	1:02.242	136	EDWARDS / STOREY	45.897	12	23	J SAUNDERS / R SAUNDERS	1:48.014	1:48.291	0.277
13	121	LAWRENCE / HUGHES	1:02.437	17	THOMAS / NIX	46.073	13	121	LAWRENCE / HUGHES	1:48.864	1:49.962	1.098
14	38	MOSS / GEDDES	1:02.771	37	MORPHET / REILLY	46.389	14	38	MOSS / GEDDES	1:49.358	1:49.998	0.640
15	69	LAMBERT / JAVENS	1:03.621	121	LAWRENCE / HUGHES	46.427	15	136	EDWARDS / STOREY	1:49.840	1:49.840	0.000
16	136	EDWARDS / STOREY	1:03.943	38	MOSS / GEDDES	46.587	16	37	MORPHET / REILLY	1:50.768	1:50.768	0.000
17	32	QUIRK / SCHOFIELD	1:04.311	32	QUIRK / SCHOFIELD	47.209	17	32	QUIRK / SCHOFIELD	1:51.520	1:51.708	0.188
18	37	MORPHET / REILLY	1:04.379	58	L EASTELL / M EASTELL	48.278	18	58	L EASTELL / M EASTELL	1:53.976	1:54.532	0.556
19	58	L EASTELL / M EASTELL	1:05.698	67	JEFFREY / FIELD	48.308	19	96	J GALE / B GALE	1:55.145	1:55.145	0.000
20	96	J GALE / B GALE	1:05.925	83	BUCHANAN / EVANS	48.762	20	67	JEFFREY / FIELD	1:55.552	1:55.552	0.000
21	83	BUCHANAN / EVANS	1:06.959	96	J GALE / B GALE	49.220	21	83	BUCHANAN / EVANS	1:55.721	1:55.721	0.000
22	67	JEFFREY / FIELD	1:07.244	167	PETTMAN / DAWKINS	49.926	22	167	PETTMAN / DAWKINS	1:59.600	2:00.670	1.070
23	167	PETTMAN / DAWKINS	1:09.674	3	ILLMAN / SUMNER	50.632	23	3	ILLMAN / SUMNER	2:02.409	2:02.409	0.000
24	3	ILLMAN / SUMNER	1:11.777	911	PHILLIPS / WALL	53.389	24	19	MACBRIDE / THOMPSON	2:07.113	2:07.113	0.000
25	19	MACBRIDE / THOMPSON	1:13.680	19	MACBRIDE / THOMPSON	53.433	25	911	PHILLIPS / WALL	2:08.325	2:08.325	0.000
26	911	PHILLIPS / WALL	1:14.936									
27	61	FORREST / HILDIGE	1:18.699									

International Sidecar Revival 2022

RKB/BMCRC F1 & F2 Sidecars

QUALIFYING - STATISTICS

Competitors Started 27
Planned Start 2022-08-06 @ 09:34:00.000
Actual Start 2022-08-06 @ 09:32:11.669
Finish Time 2022-08-06 @ 09:43:21.417
Track Length 2.1800mi.
Total Laps 113
Total Distance Covered 246.3421mi.

Session Fastest Lap History

NO	CL	NAME	LAP TIME	TIME OF DAY	LAP	VEHICLE
62	F1	WRIGHT / BAILEY	1:49.732	09:34:40.110	1	RYDE F998 YAMAHA
6	BSB	ELLIS / CLEMENT	1:49.675	09:35:36.187	1	Ryde 600
62	F1	WRIGHT / BAILEY	1:47.894	09:36:28.004	2	RYDE F998 YAMAHA
73	F2	GOODIER / STONE	1:47.002	09:36:30.319	2	LCR
6	BSB	ELLIS / CLEMENT	1:41.658	09:37:17.846	2	Ryde 600
6	BSB	ELLIS / CLEMENT	1:36.601	09:38:54.446	3	Ryde 600

Flag History

TYPE	TIME OF DAY
GREEN	09:32:11.669
FINISH	09:43:21.417

Flag Statistics

TYPE	COUNT	TOTAL LAPS	TOTAL TIME
Green	1	6	12:55.583
Red	0	0	0.000
Safety Car	0	0	0.000
FCY	0	0	0.000

International Sidecar Revival 2022

RKB/BMCRC F1 & F2 Sidecars

QUALIFYING - STATISTICS

CLASS : F1

8 Starters

Fastest Lap History

NO	NAME	LAP TIME	TIME OF DAY	LAP	VEHICLE
62	WRIGHT / BAILEY	1:49.732	09:34:40.110	1	RYDE F998 YAMAHA
62	WRIGHT / BAILEY	1:47.894	09:36:28.004	2	RYDE F998 YAMAHA
62	WRIGHT / BAILEY	1:46.592	09:38:14.596	3	RYDE F998 YAMAHA

International Sidecar Revival 2022

RKB/BMCRC F1 & F2 Sidecars

QUALIFYING - STATISTICS

CLASS : F2

18 Starters

Fastest Lap History

NO	NAME	LAP TIME	TIME OF DAY	LAP	VEHICLE
73	GOODIER / STONE	1:51.441	09:34:43.317	1	LCR
73	GOODIER / STONE	1:47.002	09:36:30.319	2	LCR
87	FENWICK / MARTIN	1:43.298	09:38:02.652	2	Shelbourne YAMAHA
87	FENWICK / MARTIN	1:42.725	09:43:14.101	5	Shelbourne YAMAHA

International Sidecar Revival 2022

RKB/BMCRC F1 & F2 Sidecars

QUALIFYING - STATISTICS

CLASS : BSB

1 Starters

Fastest Lap History

NO	NAME	LAP TIME	TIME OF DAY	LAP	VEHICLE
6	ELLIS / CLEMENT	1:49.675	09:35:36.187	1	Ryde 600
6	ELLIS / CLEMENT	1:41.658	09:37:17.846	2	Ryde 600
6	ELLIS / CLEMENT	1:36.601	09:38:54.446	3	Ryde 600



International Sidecar Revival 2022

RKB/BMCRC F1 & F2 Sidecars

RACE 3 - GRID (6 Laps)

ROW 15	29	117	POTTINGER / DODD	30	
ROW 14	27	61	FORREST / HILDIGE	28	42 CURRIE / SHARP
ROW 13	25	911	2:08.325 PHILLIPS / WALL	26	69 LAMBERT / JAVENS
ROW 12	23	3	2:02.409 ILLMAN / SUMNER	24	19 2:07.113 MACBRIDE / THOMPSON
ROW 11	21	83	1:55.721 BUCHANAN / EVANS	22	167 2:00.670 PETTMAN / DAWKINS
ROW 10	19	96	1:55.145 J GALE / B GALE	20	67 1:55.552 JEFFREY / FIELD
ROW 9	17	32	1:51.708 QUIRK / SCHOFIELD	18	58 1:54.532 L EASTELL / M EASTELL
ROW 8	15	38	1:49.998 MOSS / GEDDES	16	37 1:50.768 MORPHET / REILLY
ROW 7	13	136	1:49.840 EDWARDS / STOREY	14	121 1:49.962 LAWRENCE / HUGHES
ROW 6	11	23	1:48.291 J SAUNDERS / R SAUNDERS	12	17 1:48.390 THOMAS / NIX
ROW 5	9	84	1:47.650 S LAIDLAW / J LAIDLAW	10	65 1:48.007 FAIERS / PLUCKROSE
ROW 4	7	28	1:46.686 KING / SIGSWORTH	8	11 1:46.759 GILBERT / RESTALL
ROW 3	5	73	1:46.384 GOODIER / STONE	6	62 1:46.592 WRIGHT / BAILEY
ROW 2	3	118	1:43.595 GIBSON / GIBBONS	4	22 1:46.052 PEARSON / PARKER
ROW 1	1	6	1:36.601 ELLIS / CLEMENT	2	87 1:42.725 FENWICK / MARTIN

Pole

Cadwell Park: 2.1800 miles

These results are provisional until the conclusion of any judicial and technical matters.

Clerk Of Course :	Stewards :	Timekeeper : Craig Smith
-------------------	------------	--------------------------

Results can be found at www.tsl-timing.com

Printed - 09:46 Saturday, 06 August 2022





International Sidecar Revival 2022

RKB/BMCRC F1 & F2 Sidecars

RACE 3 - CLASSIFICATION

POS	NO	CL	PIC NAME	ENTRY	LAPS	TIME	GAP	DIFF	MPH	BEST	ON
1	87*	F2	1 FENWICK / KNAPTON	Shelbourne YAMAHA -	5	8:42.877			75.04	1:41.009	3
2	118	F2	2 GIBSON / GIBBONS	CES SUZUKI - RVISA / ROWTEC	5	8:47.449	4.572	4.572	74.39	1:42.703	2
3	73	F2	3 GOODIER / STONE	LCR - Rowtec Ltd	5	8:51.445	8.568	3.996	73.83	1:44.478	2
4	84	F2	4 S LAIDLLOW / J LAIDLLOW	Shelbourne SUZUKI - Lfr	5	8:57.029	14.152	5.584	73.06	1:44.256	3
5	22	F2	5 PEARSON / PARKER	LCR SUZUKI -	5	8:57.936	15.059	0.907	72.94	1:45.086	4
6	11	F2	6 GILBERT / RESTALL	Shelbourne HONDA - West Ewell fencing	5	8:58.286	15.409	0.350	72.89	1:45.805	2
7	69	F2	7 LAMBERT / JAVENS	LCR HONDA - graham anne ward	5	8:58.954	16.077	0.668	72.80	1:43.766	4
8	62	F1	1 WRIGHT / BAILEY	RYDE F998 YAMAHA - Stainless Steel Designs Ltd.	5	8:59.110	16.233	0.156	72.78	1:45.275	4
9	28	F2	8 KING / SIGSWORTH	Lumley Ireson - Townsend Motors	5	9:01.620	18.743	2.510	72.44	1:45.748	5
10	17	F1	2 THOMAS / NIX	Ireson SUZUKI - Team Walters And Thomas Sidecar	5	9:04.876	21.999	3.256	72.01	1:46.336	3
11	37	F2	9 MORPHET / REILLY	LCR SUZUKI -	5	9:06.457	23.580	1.581	71.80	1:45.409	3
12	65	F1	3 FAIERS / PLUCKROSE	Windle YAMAHA - AWracing Ltd	4	7:23.794	1 Lap	1 Lap	70.73	1:48.064	3
13	38	F2	10 MOSS / GEDDES	Shelbourne YAMAHA - LifeSafety Motorsport - Char	4	7:31.276	1 Lap	7.482	69.56	1:49.702	2
14	32	F2	11 QUIRK / SCHOFIELD	Ireson SUZUKI -	4	7:32.659	1 Lap	1.383	69.35	1:50.149	3
15	136	F1	4 EDWARDS / STOREY	LCR SUZUKI - Economy Heating Services Ltd	4	7:38.697	1 Lap	6.038	68.43	1:49.599	2
16	96	F2	12 J GALE / B GALE	Ireson KTM 790 - The Old Market Inn/4everTT	4	7:43.138	1 Lap	4.441	67.78	1:52.797	4
17	67	F1	5 JEFFREY / FIELD	Windle - MJP racing	4	7:45.975	1 Lap	2.837	67.36	1:52.891	4
18	58	F2	13 L EASTELL / M EASTELL	Shelbourne YAMAHA - Lee Eastell Engineering sen	4	7:47.656	1 Lap	1.681	67.12	1:54.941	4
19	83	F2	14 BUCHANAN / EVANS	Lumley Ireson KAWASAKI - Bull Inn Racing	4	7:58.203	1 Lap	10.547	65.64	1:56.547	3
20	167	F2	15 PETTMAN / DAWKINS	Windle YAMAHA - Wesso Racing	4	7:58.659	1 Lap	0.456	65.58	1:55.006	4
21	911	F2	16 PHILLIPS / WALL	MRE - Apexx Flooring	4	8:19.943	1 Lap	21.284	62.79	2:01.826	2
22	3	F2	17 ILLMAN / SUMNER	Ireson SUZUKI -	4	8:21.966	1 Lap	2.023	62.53	2:01.214	2

NOT CLASSIFIED

DNF	23	F2	J SAUNDERS / R SAUNDERS	Baker HONDA - Vacuum & Pressure Leeds	4	7:17.444	1 Lap		71.76	1:46.388	3
DNF	121	F1	LAWRENCE / HUGHES	LCR YAMAHA - Highfield Transport, JHM Autos	4	7:18.618	1 Lap	1.174	71.57	1:46.381	3
DNF	117	F1	POTTINGER / DODD	LCR YAMAHA - GB Precision Eng/Opal Fabrication	1	2:07.126	4 Laps	3 Laps	61.73		

NOT STARTED

NS	19	F1	MACBRIDE / THOMPSON	LCR YAMAHA - Lifesafety Motorsport							
----	----	----	---------------------	------------------------------------	--	--	--	--	--	--	--

FASTEST LAP

87	F2	FENWICK / KNAPTON	Shelbourne YAMAHA -	3	1:41.009	77.69 mph	125.04 kph
62	F1	WRIGHT / BAILEY	RYDE F998 YAMAHA - Stainless Steel Designs Ltd.	4	1:45.275	74.54 mph	119.97 kph

* No. 87 - 10 second penalty - jump start
 Class F2 - 92.5% of Race Speed = 69.41 mph
 Class F1 - 92.5% of Race Speed = 67.32 mph
 Red Flag (end of session): 12:39

Weather / Track : Bright / Dry

These results are provisional until the conclusion of any judicial and technical matters.

Race Distance: 5 Laps / 10.90 miles
 Cadwell Park: 2.1800 miles
 Date: 06/08/2022 Start: 12:30 Finish: 12:38

Clerk Of Course :	Stewards :	Timekeeper : <i>Craig Smith</i>
-------------------	------------	------------------------------------

Results can be found at www.tsl-timing.com

Printed - 12:43 Saturday, 06 August 2022



International Sidecar Revival 2022

RKB/BMCRC F1 & F2 Sidecars

RACE 3 - LAP CHART

LAP 1 @ 12:31:56.462

NO	BEHIND	LAP TIME
118		1:46.981
87	0.510	1:47.491
73	2.352	1:49.333
62	6.359	1:53.340
11	6.809	1:53.790
84	7.230	1:54.211
28	7.682	1:54.663
22	8.082	1:55.063
17	8.512	1:55.493
23	9.499	1:56.480
69	10.231	1:57.212
121	10.853	1:57.834
65	11.553	1:58.534
136	11.770	1:58.751
37	11.821	1:58.802
38	12.729	1:59.710
58	14.295	2:01.276
32	14.836	2:01.817
96	16.031	2:03.012
67	16.685	2:03.666
117	20.145	2:07.126
83	20.310	2:07.291
167	23.900	2:10.881
3	24.376	2:11.357
911	25.790	2:12.771

LAP 2 @ 12:33:38.614

NO	BEHIND	LAP TIME
87		1:41.642
118	0.551	1:42.703
73	4.678	1:44.478
11	10.462	1:45.805
84	10.604	1:45.526
62	11.834	1:47.627
22	12.748	1:46.818
28	12.896	1:47.366
17	14.356	1:47.996
69	15.019	1:46.940
23	15.241	1:47.894
121	15.427	1:46.726
37	17.678	1:48.009
65	18.158	1:48.757
136	19.217	1:49.599
38	20.279	1:49.702
32	23.156	1:50.472
58	27.443	1:55.300
96	28.196	1:54.317
67	28.505	1:53.972
83	35.686	1:57.528
167	39.356	1:57.608
3	43.438	2:01.214
911	45.464	2:01.826

LAP 3 @ 12:35:19.623

NO	BEHIND	LAP TIME
87		1:41.009
118	5.471	1:45.929
73	9.386	1:45.717
84	13.851	1:44.256
11	15.950	1:46.497
22	17.087	1:45.348
62	17.443	1:46.618

28	18.746	1:46.859
17	19.683	1:46.336
69	20.248	1:46.238
23	20.620	1:46.388
121	20.799	1:46.381
37	22.078	1:45.409
65	25.213	1:48.064
38	30.104	1:50.834
32	32.296	1:50.149
136	34.020	1:55.812
96	40.199	1:53.012
58	42.573	1:56.139
67	42.942	1:55.446
83	51.224	1:56.547
167	53.511	1:55.164
3	1:05.485	2:03.056
911	1:07.078	2:02.623

LAP 4 @ 12:37:00.764

NO	BEHIND	LAP TIME
87		1:41.141
118	10.611	1:46.281
73	14.121	1:45.876
84	18.775	1:46.065
11	20.623	1:45.814
22	21.032	1:45.086
62	21.577	1:45.275
69	22.873	1:43.766
28	24.589	1:46.984
17	25.896	1:47.354
23	26.161	1:46.682
121	27.335	1:47.677
37	28.016	1:47.079
65	32.511	1:48.439
38	39.993	1:51.030
32	41.376	1:50.221
136	47.414	1:54.535
96	51.855	1:52.797
67	54.692	1:52.891
58	56.373	1:54.941
83	1:06.920	1:56.837
167	1:07.376	1:55.006
911	1:28.660	2:02.723
3	1:30.683	2:06.339

LAP 5 @ 12:38:42.358

NO	BEHIND	LAP TIME
87		1:41.594
118	14.572	1:45.555
73	18.568	1:46.041
84	24.152	1:46.971
22	25.059	1:45.621
11	25.409	1:46.380
69	26.077	1:44.798
62	26.233	1:46.250
28	28.743	1:45.748
17	31.999	1:47.697
37	33.580	1:47.158

International Sidecar Revival 2022

RKB/BMCRC F1 & F2 Sidecars

RACE 3 - SECTOR ANALYSIS



SECTOR 1 = FL to I1, SECTOR 2 = I1 to FL, DIFF = Difference To Personal Best Lap, P = Crossed Finish Line in Pit Lane, D = Time Disallowed

P1 87 F2		FENWICK / KNAPTON		Shelbourne YAMAHA -		
IDEAL LAP TIME : 1:40.840		BEST LAP TIME : 1:41.009		DIFFERENCE : 0.169		
LAP	SECTOR 1	SECTOR 2	LAP TIME	MPH	DIFF	TIME OF DAY
1 -		43.314	1:47.491	73.01	6.482	12:31:56.972
2 -	58.538	43.104	1:41.642	77.21	0.633	12:33:38.614
3 -	58.068	42.941	1:41.009 (1)	77.69		12:35:19.623
4 -	58.369	42.772	1:41.141 (2)	77.59	0.132	12:37:00.764
5 -	58.718	42.876	1:41.594 (3)	77.24	0.585	12:38:42.358

P2 118 F2		GIBSON / GIBBONS		CES SUZUKI - RVISA / ROWTEC		
IDEAL LAP TIME : 1:41.877		BEST LAP TIME : 1:42.703		DIFFERENCE : 0.826		
LAP	SECTOR 1	SECTOR 2	LAP TIME	MPH	DIFF	TIME OF DAY
1 -		43.330	1:46.981	73.35	4.278	12:31:56.462
2 -	58.547	44.156	1:42.703 (1)	76.41		12:33:39.165
3 -	59.262	46.667	1:45.929 (3)	74.08	3.226	12:35:25.094
4 -	1:00.503	45.778	1:46.281	73.84	3.578	12:37:11.375
5 -	1:00.120	45.435	1:45.555 (2)	74.35	2.852	12:38:56.930

P3 73 F2		GOODIER / STONE		LCR - Rowtec ltd		
IDEAL LAP TIME : 1:44.478		BEST LAP TIME : 1:44.478		DIFFERENCE : 0.000		
LAP	SECTOR 1	SECTOR 2	LAP TIME	MPH	DIFF	TIME OF DAY
1 -		44.253	1:49.333	71.78	4.855	12:31:58.814
2 -	1:00.291	44.187	1:44.478 (1)	75.11		12:33:43.292
3 -	1:00.527	45.190	1:45.717 (2)	74.23	1.239	12:35:29.009
4 -	1:00.988	44.888	1:45.876 (3)	74.12	1.398	12:37:14.885
5 -	1:01.265	44.776	1:46.041	74.00	1.563	12:39:00.926

P4 84 F2		S LAIDLAW / J LAIDLAW		Shelbourne SUZUKI - Lfr		
IDEAL LAP TIME : 1:44.256		BEST LAP TIME : 1:44.256		DIFFERENCE : 0.000		
LAP	SECTOR 1	SECTOR 2	LAP TIME	MPH	DIFF	TIME OF DAY
1 -		45.387	1:54.211	68.71	9.955	12:32:03.692
2 -	1:00.504	45.022	1:45.526 (2)	74.37	1.270	12:33:49.218
3 -	59.630	44.626	1:44.256 (1)	75.27		12:35:33.474
4 -	1:00.592	45.473	1:46.065 (3)	73.99	1.809	12:37:19.539
5 -	1:01.446	45.525	1:46.971	73.36	2.715	12:39:06.510

P5 22 F2		PEARSON / PARKER		LCR SUZUKI -		
IDEAL LAP TIME : 1:44.786		BEST LAP TIME : 1:45.086		DIFFERENCE : 0.300		
LAP	SECTOR 1	SECTOR 2	LAP TIME	MPH	DIFF	TIME OF DAY
1 -		45.677	1:55.063	68.20	9.977	12:32:04.544
2 -	1:01.304	45.514	1:46.818	73.47	1.732	12:33:51.362
3 -	1:00.104	45.244	1:45.348 (2)	74.49	0.262	12:35:36.710
4 -	1:00.313	44.773	1:45.086 (1)	74.68		12:37:21.796
5 -	1:00.013	45.608	1:45.621 (3)	74.30	0.535	12:39:07.417

P6 11 F2		GILBERT / RESTALL		Shelbourne HONDA - West Ewell fencing		
IDEAL LAP TIME : 1:45.440		BEST LAP TIME : 1:45.805		DIFFERENCE : 0.365		
LAP	SECTOR 1	SECTOR 2	LAP TIME	MPH	DIFF	TIME OF DAY
1 -		46.958	1:53.790	68.96	7.985	12:32:03.271
2 -	1:00.595	45.210	1:45.805 (1)	74.17		12:33:49.076
3 -	1:00.936	45.561	1:46.497	73.69	0.692	12:35:35.573
4 -	1:00.452	45.362	1:45.814 (2)	74.16	0.009	12:37:21.387
5 -	1:00.230	46.150	1:46.380 (3)	73.77	0.575	12:39:07.767

International Sidecar Revival 2022

RKB/BMCRC F1 & F2 Sidecars

RACE 3 - SECTOR ANALYSIS



SECTOR 1 = FL to I1, SECTOR 2 = I1 to FL, DIFF = Difference To Personal Best Lap, P = Crossed Finish Line in Pit Lane, D = Time Disallowed

P7 69 F2		LAMBERT / JAVENS		LCR HONDA - graham anne ward			
IDEAL LAP TIME : 1:43.384		BEST LAP TIME : 1:43.766		DIFFERENCE : 0.382			
LAP	SECTOR 1	SECTOR 2	LAP TIME	MPH	DIFF	TIME OF DAY	
1 -		46.041	1:57.212	66.95	13.446	12:32:06.693	
2 -	59.992	46.948	1:46.940	73.38	3.174	12:33:53.633	
3 -	1:00.093	46.145	1:46.238 (3)	73.87	2.472	12:35:39.871	
4 -	59.795	43.971	1:43.766 (1)	75.63		12:37:23.637	
5 -	59.413	45.385	1:44.798 (2)	74.88	1.032	12:39:08.435	

P8 62 F1		WRIGHT / BAILEY		RYDE F998 YAMAHA - Stainless Steel Designs Ltd.			
IDEAL LAP TIME : 1:45.275		BEST LAP TIME : 1:45.275		DIFFERENCE : 0.000			
LAP	SECTOR 1	SECTOR 2	LAP TIME	MPH	DIFF	TIME OF DAY	
1 -		46.967	1:53.340	69.24	8.065	12:32:02.821	
2 -	1:00.779	46.848	1:47.627	72.91	2.352	12:33:50.448	
3 -	1:00.296	46.322	1:46.618 (3)	73.60	1.343	12:35:37.066	
4 -	59.681	45.594	1:45.275 (1)	74.54		12:37:22.341	
5 -	1:00.261	45.989	1:46.250 (2)	73.86	0.975	12:39:08.591	

P9 28 F2		KING / SIGSWORTH		Lumley Ireson - Townsend Motors			
IDEAL LAP TIME : 1:45.748		BEST LAP TIME : 1:45.748		DIFFERENCE : 0.000			
LAP	SECTOR 1	SECTOR 2	LAP TIME	MPH	DIFF	TIME OF DAY	
1 -		46.109	1:54.663	68.44	8.915	12:32:04.144	
2 -	1:01.285	46.081	1:47.366	73.09	1.618	12:33:51.510	
3 -	1:00.909	45.950	1:46.859 (2)	73.44	1.111	12:35:38.369	
4 -	1:01.219	45.765	1:46.984 (3)	73.35	1.236	12:37:25.353	
5 -	1:00.270	45.478	1:45.748 (1)	74.21		12:39:11.101	

P10 17 F1		THOMAS / NIX		Ireson SUZUKI - Team Walters And Thomas Sidecar racing			
IDEAL LAP TIME : 1:46.266		BEST LAP TIME : 1:46.336		DIFFERENCE : 0.070			
LAP	SECTOR 1	SECTOR 2	LAP TIME	MPH	DIFF	TIME OF DAY	
1 -		45.904	1:55.493	67.95	9.157	12:32:04.974	
2 -	1:01.553	46.443	1:47.996	72.66	1.660	12:33:52.970	
3 -	1:00.362	45.974	1:46.336 (1)	73.80		12:35:39.306	
4 -	1:00.905	46.449	1:47.354 (2)	73.10	1.018	12:37:26.660	
5 -	1:00.773	46.924	1:47.697 (3)	72.87	1.361	12:39:14.357	

P11 37 F2		MORPHET / REILLY		LCR SUZUKI -			
IDEAL LAP TIME : 1:44.702		BEST LAP TIME : 1:45.409		DIFFERENCE : 0.707			
LAP	SECTOR 1	SECTOR 2	LAP TIME	MPH	DIFF	TIME OF DAY	
1 -		46.443	1:58.802	66.05	13.393	12:32:08.283	
2 -	1:02.688	45.321	1:48.009	72.66	2.600	12:33:56.292	
3 -	1:00.992	44.417	1:45.409 (1)	74.45		12:35:41.701	
4 -	1:00.285	46.794	1:47.079 (2)	73.29	1.670	12:37:28.780	
5 -	1:01.420	45.738	1:47.158 (3)	73.23	1.749	12:39:15.938	

P12 65 F1		FAIERS / PLUCKROSE		Windle YAMAHA - AW Racing Ltd			
IDEAL LAP TIME : 1:48.032		BEST LAP TIME : 1:48.064		DIFFERENCE : 0.032			
LAP	SECTOR 1	SECTOR 2	LAP TIME	MPH	DIFF	TIME OF DAY	
1 -		47.714	1:58.534	66.20	10.470	12:32:08.015	
2 -	1:02.619	46.138	1:48.757 (3)	72.16	0.693	12:33:56.772	
3 -	1:02.435	45.629	1:48.064 (1)	72.62		12:35:44.836	
4 -	1:02.403	46.036	1:48.439 (2)	72.37	0.375	12:37:33.275	

International Sidecar Revival 2022

RKB/BMCRC F1 & F2 Sidecars

RACE 3 - SECTOR ANALYSIS



SECTOR 1 = FL to I1, SECTOR 2 = I1 to FL, DIFF = Difference To Personal Best Lap, P = Crossed Finish Line in Pit Lane, D = Time Disallowed

P13 38 F2		MOSS / GEDDES		Shelbourne YAMAHA - LifeSafety Motorsport - CharlieMossRac		
IDEAL LAP TIME : 1:49.327		BEST LAP TIME : 1:49.702		DIFFERENCE : 0.375		
LAP	SECTOR 1	SECTOR 2	LAP TIME	MPH	DIFF	TIME OF DAY
1 -		46.755	1:59.710	65.55	10.008	12:32:09.191
2 -	1:03.760	45.942	1:49.702 (1)	71.53		12:33:58.893
3 -	1:04.582	46.252	1:50.834 (2)	70.80	1.132	12:35:49.727
4 -	1:04.284	46.746	1:51.030 (3)	70.68	1.328	12:37:40.757

P14 32 F2		QUIRK / SCHOFIELD		Ireson SUZUKI -		
IDEAL LAP TIME : 1:49.456		BEST LAP TIME : 1:50.149		DIFFERENCE : 0.693		
LAP	SECTOR 1	SECTOR 2	LAP TIME	MPH	DIFF	TIME OF DAY
1 -		47.364	2:01.817	64.42	11.668	12:32:11.298
2 -	1:03.529	46.943	1:50.472 (3)	71.04	0.323	12:34:01.770
3 -	1:03.849	46.300	1:50.149 (1)	71.24		12:35:51.919
4 -	1:03.518	46.703	1:50.221 (2)	71.20	0.072	12:37:42.140

P15 136 F1		EDWARDS / STOREY		LCR SUZUKI - Economy Heating Services Ltd		
IDEAL LAP TIME : 1:49.599		BEST LAP TIME : 1:49.599		DIFFERENCE : 0.000		
LAP	SECTOR 1	SECTOR 2	LAP TIME	MPH	DIFF	TIME OF DAY
1 -		46.959	1:58.751	66.08	9.152	12:32:08.232
2 -	1:03.481	46.118	1:49.599 (1)	71.60		12:33:57.831
3 -	1:08.413	47.399	1:55.812 (3)	67.76	6.213	12:35:53.643
4 -	1:07.351	47.184	1:54.535 (2)	68.52	4.936	12:37:48.178

P16 96 F2		J GALE / B GALE		Ireson KTM 790 - The Old Market Inn/4everTT		
IDEAL LAP TIME : 1:52.222		BEST LAP TIME : 1:52.797		DIFFERENCE : 0.575		
LAP	SECTOR 1	SECTOR 2	LAP TIME	MPH	DIFF	TIME OF DAY
1 -		47.936	2:03.012	63.79	10.215	12:32:12.493
2 -	1:05.179	49.138	1:54.317 (3)	68.65	1.520	12:34:06.810
3 -	1:04.671	48.341	1:53.012 (2)	69.44	0.215	12:35:59.822
4 -	1:05.246	47.551	1:52.797 (1)	69.57		12:37:52.619

P17 67 F1		JEFFREY / FIELD		Windle - MJP racing		
IDEAL LAP TIME : 1:52.891		BEST LAP TIME : 1:52.891		DIFFERENCE : 0.000		
LAP	SECTOR 1	SECTOR 2	LAP TIME	MPH	DIFF	TIME OF DAY
1 -		48.296	2:03.666	63.46	10.775	12:32:13.147
2 -	1:05.319	48.653	1:53.972 (2)	68.85	1.081	12:34:07.119
3 -	1:06.787	48.659	1:55.446 (3)	67.98	2.555	12:36:02.565
4 -	1:05.133	47.758	1:52.891 (1)	69.51		12:37:55.456

P18 58 F2		L EASTELL / M EASTELL		Shelbourne YAMAHA - Lee Eastell Engineering services ltd		
IDEAL LAP TIME : 1:53.076		BEST LAP TIME : 1:54.941		DIFFERENCE : 1.865		
LAP	SECTOR 1	SECTOR 2	LAP TIME	MPH	DIFF	TIME OF DAY
1 -		47.731	2:01.276	64.71	6.335	12:32:10.757
2 -	1:05.969	49.331	1:55.300 (2)	68.06	0.359	12:34:06.057
3 -	1:07.596	48.543	1:56.139 (3)	67.57	1.198	12:36:02.196
4 -	1:06.812	48.129	1:54.941 (1)	68.27		12:37:57.137

P19 83 F2		BUCHANAN / EVANS		Lumley Ireson KAWASAKI - Bull Inn Racing		
IDEAL LAP TIME : 1:56.420		BEST LAP TIME : 1:56.547		DIFFERENCE : 0.127		
LAP	SECTOR 1	SECTOR 2	LAP TIME	MPH	DIFF	TIME OF DAY
1 -		49.755	2:07.291	61.65	10.744	12:32:16.772
2 -	1:07.668	49.860	1:57.528 (3)	66.77	0.981	12:34:14.300
3 -	1:06.885	49.662	1:56.547 (1)	67.33		12:36:10.847
4 -	1:06.758	50.079	1:56.837 (2)	67.17	0.290	12:38:07.684

International Sidecar Revival 2022

RKB/BMCRC F1 & F2 Sidecars

RACE 3 - SECTOR ANALYSIS



SECTOR 1 = FL to I1, SECTOR 2 = I1 to FL, DIFF = Difference To Personal Best Lap, P = Crossed Finish Line in Pit Lane, D = Time Disallowed

P20 167 F2		PETTMAN / DAWKINS		Windle YAMAHA - Wesso Racing		
IDEAL LAP TIME : 1:54.716		BEST LAP TIME : 1:55.006		DIFFERENCE : 0.290		
LAP	SECTOR 1	SECTOR 2	LAP TIME	MPH	DIFF	TIME OF DAY
1 -		50.737	2:10.881	59.96	15.875	12:32:20.362
2 -	1:08.450	49.158	1:57.608 (3)	66.73	2.602	12:34:17.970
3 -	1:06.936	48.228	1:55.164 (2)	68.14	0.158	12:36:13.134
4 -	1:06.488	48.518	1:55.006 (1)	68.24		12:38:08.140

P21 911 F2		PHILLIPS / WALL		MRE - Apexx Flooring		
IDEAL LAP TIME : 2:01.195		BEST LAP TIME : 2:01.826		DIFFERENCE : 0.631		
LAP	SECTOR 1	SECTOR 2	LAP TIME	MPH	DIFF	TIME OF DAY
1 -		51.685	2:12.771	59.10	10.945	12:32:22.252
2 -	1:11.131	50.695	2:01.826 (1)	64.42		12:34:24.078
3 -	1:10.681	51.942	2:02.623 (2)	64.00	0.797	12:36:26.701
4 -	1:10.500	52.223	2:02.723 (3)	63.94	0.897	12:38:29.424

P22 3 F2		ILLMAN / SUMNER		Ireson SUZUKI -		
IDEAL LAP TIME : 2:01.214		BEST LAP TIME : 2:01.214		DIFFERENCE : 0.000		
LAP	SECTOR 1	SECTOR 2	LAP TIME	MPH	DIFF	TIME OF DAY
1 -		51.845	2:11.357	59.74	10.143	12:32:20.838
2 -	1:11.540	49.674	2:01.214 (1)	64.74		12:34:22.052
3 -	1:11.761	51.295	2:03.056 (2)	63.77	1.842	12:36:25.108
4 -	1:13.616	52.723	2:06.339 (3)	62.11	5.125	12:38:31.447

P23 23 F2		J SAUNDERS / R SAUNDERS		Baker HONDA - Vacuum & Pressure Leads		
IDEAL LAP TIME : 1:46.335		BEST LAP TIME : 1:46.388		DIFFERENCE : 0.053		
LAP	SECTOR 1	SECTOR 2	LAP TIME	MPH	DIFF	TIME OF DAY
1 -		46.205	1:56.480	67.37	10.092	12:32:05.961
2 -	1:01.323	46.571	1:47.894 (3)	72.73	1.506	12:33:53.855
3 -	1:00.377	46.011	1:46.388 (1)	73.76		12:35:40.243
4 -	1:00.724	45.958	1:46.682 (2)	73.56	0.294	12:37:26.925

P24 121 F1		LAWRENCE / HUGHES		LCR YAMAHA - Highfield Transport, JHM Autos		
IDEAL LAP TIME : 1:45.588		BEST LAP TIME : 1:46.381		DIFFERENCE : 0.793		
LAP	SECTOR 1	SECTOR 2	LAP TIME	MPH	DIFF	TIME OF DAY
1 -		46.462	1:57.834	66.60	11.453	12:32:07.315
2 -	1:00.296	46.430	1:46.726 (2)	73.53	0.345	12:33:54.041
3 -	1:01.089	45.292	1:46.381 (1)	73.77		12:35:40.422
4 -	1:00.739	46.938	1:47.677 (3)	72.88	1.296	12:37:28.099

P25 117 F1		POTTINGER / DODD		LCR YAMAHA - GB Precision Eng/Opal Fabrication		
IDEAL LAP TIME : 1:55.497		BEST LAP TIME :		DIFFERENCE :		
LAP	SECTOR 1	SECTOR 2	LAP TIME	MPH	DIFF	TIME OF DAY
1 -		48.834	2:07.126	61.73		12:32:16.607

International Sidecar Revival 2022

RKB/BMCRC F1 & F2 Sidecars

RACE 3 - BEST SECTORS

SECTOR 1			SECTOR 2			IDEAL / BEST COMPARISON						
POS	NO	NAME	TIME	NO	NAME	TIME	POS	NO	NAME	IDEAL	BEST	DIFF
									PERFECT LAP	1:40.840		
1	87	FENWICK / KNAPTON	58.068	87	FENWICK / KNAPTON	42.772	1	87	FENWICK / KNAPTON	1:40.840	1:41.009	0.169
2	118	GIBSON / GIBBONS	58.547	118	GIBSON / GIBBONS	43.330	2	118	GIBSON / GIBBONS	1:41.877	1:42.703	0.826
3	69	LAMBERT / JAVENS	59.413	69	LAMBERT / JAVENS	43.971	3	69	LAMBERT / JAVENS	1:43.384	1:43.766	0.382
4	84	S LAIDLAW / J LAIDLAW	59.630	73	GOODIER / STONE	44.187	4	84	S LAIDLAW / J LAIDLAW	1:44.256	1:44.256	0.000
5	62	WRIGHT / BAILEY	59.681	37	MORPHET / REILLY	44.417	5	73	GOODIER / STONE	1:44.478	1:44.478	0.000
6	22	PEARSON / PARKER	1:00.013	84	S LAIDLAW / J LAIDLAW	44.626	6	37	MORPHET / REILLY	1:44.702	1:45.409	0.707
7	11	GILBERT / RESTALL	1:00.230	22	PEARSON / PARKER	44.773	7	22	PEARSON / PARKER	1:44.786	1:45.086	0.300
8	28	KING / SIGSWORTH	1:00.270	11	GILBERT / RESTALL	45.210	8	62	WRIGHT / BAILEY	1:45.275	1:45.275	0.000
9	37	MORPHET / REILLY	1:00.285	121	LAWRENCE / HUGHES	45.292	9	11	GILBERT / RESTALL	1:45.440	1:45.805	0.365
10	73	GOODIER / STONE	1:00.291	28	KING / SIGSWORTH	45.478	10	121	LAWRENCE / HUGHES	1:45.588	1:46.381	0.793
11	121	LAWRENCE / HUGHES	1:00.296	62	WRIGHT / BAILEY	45.594	11	28	KING / SIGSWORTH	1:45.748	1:45.748	0.000
12	17	THOMAS / NIX	1:00.362	65	FAIERS / PLUCKROSE	45.629	12	17	THOMAS / NIX	1:46.266	1:46.336	0.070
13	23	J SAUNDERS / R SAUNDERS	1:00.377	17	THOMAS / NIX	45.904	13	23	J SAUNDERS / R SAUNDERS	1:46.335	1:46.388	0.053
14	65	FAIERS / PLUCKROSE	1:02.403	38	MOSS / GEDDES	45.942	14	65	FAIERS / PLUCKROSE	1:48.032	1:48.064	0.032
15	32	QUIRK / SCHOFIELD	1:03.156	23	J SAUNDERS / R SAUNDERS	45.958	15	38	MOSS / GEDDES	1:49.327	1:49.702	0.375
16	38	MOSS / GEDDES	1:03.385	136	EDWARDS / STOREY	46.118	16	32	QUIRK / SCHOFIELD	1:49.456	1:50.149	0.693
17	136	EDWARDS / STOREY	1:03.481	32	QUIRK / SCHOFIELD	46.300	17	136	EDWARDS / STOREY	1:49.599	1:49.599	0.000
18	96	J GALE / B GALE	1:04.671	96	J GALE / B GALE	47.551	18	96	J GALE / B GALE	1:52.222	1:52.797	0.575
19	67	JEFFREY / FIELD	1:05.133	58	L EASTELL / M EASTELL	47.731	19	67	JEFFREY / FIELD	1:52.891	1:52.891	0.000
20	58	L EASTELL / M EASTELL	1:05.345	67	JEFFREY / FIELD	47.758	20	58	L EASTELL / M EASTELL	1:53.076	1:54.941	1.865
21	167	PETTMAN / DAWKINS	1:06.488	167	PETTMAN / DAWKINS	48.228	21	167	PETTMAN / DAWKINS	1:54.716	1:55.006	0.290
22	117	POTTINGER / DODD	1:06.663	117	POTTINGER / DODD	48.834	22	117	POTTINGER / DODD	1:55.497		
23	83	BUCHANAN / EVANS	1:06.758	83	BUCHANAN / EVANS	49.662	23	83	BUCHANAN / EVANS	1:56.420	1:56.547	0.127
24	911	PHILLIPS / WALL	1:10.500	3	ILLMAN / SUMNER	49.674	24	911	PHILLIPS / WALL	2:01.195	2:01.826	0.631
25	3	ILLMAN / SUMNER	1:11.540	911	PHILLIPS / WALL	50.695	25	3	ILLMAN / SUMNER	2:01.214	2:01.214	0.000

International Sidecar Revival 2022

RKB/BMCRC F1 & F2 Sidecars

RACE 3 - STATISTICS

Competitors Started 25
Planned Start 2022-08-06 @ 12:08:00.000
Actual Start 2022-08-06 @ 12:30:09.480
Finish Time 2022-08-06 @ 12:38:42.357
Track Length 2.1800mi.
Total Laps 108
Total Distance Covered 235.4420mi.

Session Fastest Lap History

NO	CL	NAME	LAP TIME	TIME OF DAY	LAP	VEHICLE
87	F2	FENWICK / KNAPTON	1:41.642	12:33:38.646	2	Shelbourne YAMAHA
87	F2	FENWICK / KNAPTON	1:41.009	12:35:19.655	3	Shelbourne YAMAHA

Session Leader History

NO	CL	NAME	FROM LAP	LAPS LED	DISTANCE	VEHICLE
118	F2	GIBSON / GIBBONS	1	1	2.18 miles	CES SUZUKI
87	F2	FENWICK / KNAPTON	2	4	8.72 miles	Shelbourne YAMAHA

Flag History

TYPE	TIME OF DAY
GREEN	12:30:09.480
FINISH	12:38:42.357

Flag Statistics

TYPE	COUNT	TOTAL LAPS	TOTAL TIME
Green	1	5	11:15.839
Red	0	0	0.000
Safety Car	0	0	0.000
FCY	0	0	0.000

International Sidecar Revival 2022

RKB/BMCRC F1 & F2 Sidecars

RACE 3 - STATISTICS

CLASS : F1

7 Starters

Fastest Lap History

NO	NAME	LAP TIME	TIME OF DAY	LAP	VEHICLE
62	WRIGHT / BAILEY	1:47.627	12:33:50.466	2	RYDE F998 YAMAHA
121	LAWRENCE / HUGHES	1:46.726	12:33:54.058	2	LCR YAMAHA
62	WRIGHT / BAILEY	1:46.618	12:35:37.083	3	RYDE F998 YAMAHA
17	THOMAS / NIX	1:46.336	12:35:39.336	3	Ireson SUZUKI
62	WRIGHT / BAILEY	1:45.275	12:37:22.358	4	RYDE F998 YAMAHA

Leader History

NO	NAME	FROM LAP	LAPS LED	DISTANCE	VEHICLE
62	WRIGHT / BAILEY	1	5	10.90 miles	RYDE F998 YAMAHA

International Sidecar Revival 2022

RKB/BMCRC F1 & F2 Sidecars

RACE 3 - STATISTICS

CLASS : F2

18 Starters

Fastest Lap History

NO	NAME	LAP TIME	TIME OF DAY	LAP	VEHICLE
87	FENWICK / KNAPTON	1:41.642	12:33:38.646	2	Shelbourne YAMAHA
87	FENWICK / KNAPTON	1:41.009	12:35:19.655	3	Shelbourne YAMAHA


Leader History

NO	NAME	FROM LAP	LAPS LED	DISTANCE	VEHICLE
118	GIBSON / GIBBONS	1	1	2.18 miles	CES SUZUKI
87	FENWICK / KNAPTON	2	4	8.72 miles	Shelbourne YAMAHA

International Sidecar Revival 2022

RKB/BMCRC F1 & F2 Sidecars

RACE 10 - GRID (6 Laps)

ROW 15	29	61	FORREST / HILDIGE	30			
ROW 14		27	6	ELLIS / CLEMENT	28	42	CURRIE / SHARP
ROW 13	25	117	POTTINGER / DODD	26	19	MACBRIDE / THOMPSON	
ROW 12		23	3	2:01.214 ILLMAN / SUMNER	24	911	2:01.826 PHILLIPS / WALL
ROW 11	21	167	1:55.006 PETTMAN / DAWKINS	22	83	1:56.547 BUCHANAN / EVANS	
ROW 10		19	67	1:52.891 JEFFREY / FIELD	20	58	1:54.941 L EASTELL / M EASTELL
ROW 9	17	32	1:50.149 QUIRK / SCHOFIELD	18	96	1:52.797 J GALE / B GALE	
ROW 8		15	136	1:49.599 EDWARDS / STOREY	16	38	1:49.702 MOSS / GEDDES
ROW 7	13	23	1:46.388 J SAUNDERS / R SAUNDERS	14	65	1:48.064 FAIERS / PLUCKROSE	
ROW 6		11	17	1:46.336 THOMAS / NIX	12	121	1:46.381 LAWRENCE / HUGHES
ROW 5	9	28	1:45.748 KING / SIGSWORTH	10	11	1:45.805 GILBERT / RESTALL	
ROW 4		7	62	1:45.275 WRIGHT / BAILEY	8	37	1:45.409 MORPHET / REILLY
ROW 3	5	73	1:44.478 GOODIER / STONE	6	22	1:45.086 PEARSON / PARKER	
ROW 2		3	69	LAMBERT / HAYNES	4	84	1:44.256 S LAIDLAW / J LAIDLAW
ROW 1	1	87	1:41.009 FENWICK / KNAPTON	2	118	1:42.703 GIBSON / GIBBONS	
Pole							
							

Cadwell Park: 2.1800 miles

These results are provisional until the conclusion of any judicial and technical matters.

Clerk Of Course :	Stewards :	Timekeeper : Craig Smith

Results can be found at www.tsl-timing.com

Printed - 12:45 Saturday, 06 August 2022





International Sidecar Revival 2022

RKB/BMCRC F1 & F2 Sidecars

RACE 10 - CLASSIFICATION

POS	NO	CL	PIC NAME	ENTRY	LAPS	TIME	GAP	DIFF	MPH	BEST	ON
1	87	F2	1 FENWICK / KNAPTON	Shelbourne YAMAHA -	5	8:32.106			76.62	1:40.690	3
2	69	F2	2 LAMBERT / HAYNES	LCR HONDA - graham anne ward	5	8:42.350	10.244	10.244	75.12	1:42.329	4
3	118	F2	3 GIBSON / GIBBONS	CES SUZUKI - RVISA / ROWTEC	5	8:43.541	11.435	1.191	74.95	1:43.034	2
4	11	F2	4 GILBERT / RESTALL	Shelbourne HONDA - West Ewell fencing	5	8:56.404	24.298	12.863	73.15	1:45.736	4
5	62	F1	1 WRIGHT / BAILEY	RYDE F998 YAMAHA - Stainless Steel Designs Ltd.	5	9:02.766	30.660	6.362	72.29	1:45.581	3
6	28	F2	5 KING / SIGSWORTH	Lumley Ireson - Townsend Motors	5	9:05.181	33.075	2.415	71.97	1:46.469	3
7	17	F1	2 THOMAS / NIX	Ireson SUZUKI - Team Walters And Thomas Sidecar	5	9:07.367	35.261	2.186	71.68	1:46.589	3
8	121	F1	3 LAWRENCE / HUGHES	LCR YAMAHA - Highfield Transport, JHM Autos	5	9:09.698	37.592	2.331	71.38	1:47.106	2
9	37	F2	6 MORPHET / REILLY	LCR SUZUKI -	5	9:13.557	41.451	3.859	70.88	1:45.926	5
10	65	F1	4 FAIERS / PLUCKROSE	Windle YAMAHA - AWracing ltd	5	9:15.994	43.888	2.437	70.57	1:47.723	5
11	38	F2	7 MOSS / GEDDES	Shelbourne YAMAHA - LifeSafety Motorsport - Char	5	9:23.441	51.335	7.447	69.64	1:50.183	3
12	136	F1	5 EDWARDS / STOREY	LCR SUZUKI - Economy Heating Services Ltd	5	9:25.668	53.562	2.227	69.36	1:48.262	3
13	32	F2	8 QUIRK / SCHOFIELD	Ireson SUZUKI -	5	9:26.394	54.288	0.726	69.28	1:50.041	3
14	58	F2	9 L EASTELL / M EASTELL	Shelbourne YAMAHA - Lee Eastell Engineering sen	5	9:36.692	1:04.586	10.298	68.04	1:52.863	4
15	67	F1	6 JEFFREY / FIELD	Windle - MJP racing	5	9:40.855	1:08.749	4.163	67.55	1:53.715	3
16	96	F2	10 J GALE / B GALE	Ireson KTM 790 - The Old Market Inn/4everTT	5	9:43.778	1:11.672	2.923	67.21	1:53.409	5
17	83	F2	11 BUCHANAN / EVANS	Lumley Ireson KAWASAKI - Bull Inn Racing	5	9:47.456	1:15.350	3.678	66.79	1:54.080	4
18	167	F2	12 PETTMAN / DAWKINS	Windle YAMAHA - Wesso Racing	5	10:00.707	1:28.601	13.251	65.32	1:57.211	4

NOT CLASSIFIED

DNF	73	F2	GOODIER / STONE	LCR - Rowtec ltd	3	5:25.880	2 Laps	2 Laps	72.24	1:45.993	2
DNF	3	F2	ILLMAN / SUMNER	Ireson SUZUKI -	3	6:14.623	2 Laps	48.743	62.84	1:59.757	3
DNF	61	F1	FORREST / HILDIGE	WRINN/TAYLOR YAMAHA - Tweedvale Motorcycles	2	4:00.192	3 Laps	1 Lap	65.34	1:56.584	2
DNF	84	F2	S LAIDLLOW / J LAIDLLOW	Shelbourne SUZUKI - Lfr	1	1:53.729	4 Laps	1 Lap	69.00		
DNF	22	F2	PEARSON / PARKER	LCR SUZUKI -	0						
DNF	911	F2	PHILLIPS / WALL	MRE - Apexx Flooring	0						

FASTEST LAP

87	F2	FENWICK / KNAPTON	Shelbourne YAMAHA -	3	1:40.690	77.94 mph	125.43 kph
62	F1	WRIGHT / BAILEY	RYDE F998 YAMAHA - Stainless Steel Designs Ltd.	3	1:45.581	74.33 mph	119.62 kph

Class F2 - 92.5% of Race Speed = 70.87 mph

Class F1 - 92.5% of Race Speed = 66.86 mph

Weather / Track : Bright / Dry

These results are provisional until the conclusion of any judicial and technical matters.

Race Distance: 5 Laps / 10.90 miles
Cadwell Park: 2.1800 miles
Date: 06/08/2022 Start: 16:41 Finish: 16:50

Clerk Of Course :	Stewards :	Timekeeper : <i>Craig Smith</i>
-------------------	------------	------------------------------------

Results can be found at www.tsl-timing.com

Printed - 16:53 Saturday, 06 August 2022



International Sidecar Revival 2022

RKB/BMCRC F1 & F2 Sidecars

RACE 10 - LAP CHART

LAP 1 @ 16:43:28.451

NO	BEHIND	LAP TIME
87		1:48.115
118	0.434	1:48.549
69	2.451	1:50.566
73	3.592	1:51.707
11	4.190	1:52.305
17	4.811	1:52.926
84	5.614	1:53.729
28	7.436	1:55.551
62	7.767	1:55.882
121	8.523	1:56.638
37	10.249	1:58.364
65	10.381	1:58.496
136	12.017	2:00.132
32	12.039	2:00.154
38	12.392	2:00.507
67	13.790	2:01.905
58	14.639	2:02.754
61	15.493	2:03.608
96	16.962	2:05.077
83	17.954	2:06.069
167	21.508	2:09.623
3	24.390	2:12.505

LAP 2 @ 16:45:09.888

NO	BEHIND	LAP TIME
87		1:41.437
118	2.031	1:43.034
69	4.486	1:43.472
73	8.148	1:45.993
11	8.859	1:46.106
17	10.913	1:47.539
62	12.345	1:46.015
28	13.186	1:47.187
121	14.192	1:47.106
65	18.940	1:49.996
37	19.458	1:50.646
136	20.800	1:50.220
38	23.066	1:52.111
32	24.591	1:53.989
67	26.598	1:54.245
58	27.365	1:54.163
61	30.640	1:56.584
96	31.048	1:55.523
83	32.684	1:56.167
167	38.290	1:58.219
3	45.314	2:02.361

LAP 3 @ 16:46:50.578

NO	BEHIND	LAP TIME
87		1:40.690
118	4.673	1:43.332
69	6.852	1:43.056
11	14.171	1:46.002
73	15.638	1:48.180
17	16.812	1:46.589
62	17.236	1:45.581
28	18.965	1:46.469
121	22.242	1:48.740
65	27.971	1:49.721
136	28.372	1:48.262
37	28.472	1:49.704
38	32.559	1:50.183

32	33.942	1:50.041
67	39.623	1:53.715
58	39.884	1:53.209
96	44.915	1:54.557
83	47.594	1:55.600
167	55.397	1:57.797
3	1:04.381	1:59.757

LAP 4 @ 16:48:31.752

NO	BEHIND	LAP TIME
87		1:41.174
118	7.402	1:43.903
69	8.007	1:42.329
11	18.733	1:45.736
62	23.738	1:47.676
17	24.602	1:48.964
28	25.330	1:47.539
121	28.553	1:47.485
37	36.215	1:48.917
65	36.855	1:50.058
136	38.176	1:50.978
38	41.782	1:50.397
32	44.024	1:51.256
58	51.573	1:52.863
67	54.617	1:56.168
96	58.953	1:55.212
83	1:00.500	1:54.080
167	1:11.434	1:57.211

LAP 5 @ 16:50:12.442

NO	BEHIND	LAP TIME
87		1:40.690
69	10.244	1:42.927
118	11.435	1:44.723
11	24.298	1:46.255
62	30.660	1:47.612
28	33.075	1:48.435
17	35.261	1:51.349
121	37.592	1:49.729
37	41.451	1:45.926
65	43.888	1:47.723
38	51.335	1:50.243
136	53.562	1:56.076
32	54.288	1:50.954
58	1:04.586	1:53.703
67	1:08.749	1:54.822
96	1:11.672	1:53.409
83	1:15.350	1:55.540
167	1:28.601	1:57.857

International Sidecar Revival 2022

RKB/BMCRC F1 & F2 Sidecars

RACE 10 - SECTOR ANALYSIS



SECTOR 1 = FL to I1, SECTOR 2 = I1 to FL, DIFF = Difference To Personal Best Lap, P = Crossed Finish Line in Pit Lane, D = Time Disallowed

P1 87 F2 FENWICK / KNAPTON		Shelbourne YAMAHA -				
IDEAL LAP TIME : 1:40.470		BEST LAP TIME : 1:40.690		DIFFERENCE : 0.220		
LAP	SECTOR 1	SECTOR 2	LAP TIME	MPH	DIFF	TIME OF DAY
1 -		43.772	1:48.115	72.58	7.425	16:43:28.451
2 -	58.495	42.942	1:41.437	77.36	0.747	16:45:09.888
3 -	58.080	42.610	1:40.690 (1)	77.94		16:46:50.578
4 -	58.322	42.852	1:41.174 (3)	77.57	0.484	16:48:31.752
5 -	58.300	42.390	1:40.690 (1)	77.94		16:50:12.442

P2 69 F2 LAMBERT / HAYNES		LCR HONDA - graham anne ward				
IDEAL LAP TIME : 1:42.329		BEST LAP TIME : 1:42.329		DIFFERENCE : 0.000		
LAP	SECTOR 1	SECTOR 2	LAP TIME	MPH	DIFF	TIME OF DAY
1 -		44.895	1:50.566	70.98	8.237	16:43:30.902
2 -	59.199	44.273	1:43.472	75.84	1.143	16:45:14.374
3 -	59.133	43.923	1:43.056 (3)	76.15	0.727	16:46:57.430
4 -	58.823	43.506	1:42.329 (1)	76.69		16:48:39.759
5 -	59.015	43.912	1:42.927 (2)	76.24	0.598	16:50:22.686

P3 118 F2 GIBSON / GIBBONS		CES SUZUKI - RVISA / ROWTEC				
IDEAL LAP TIME : 1:43.034		BEST LAP TIME : 1:43.034		DIFFERENCE : 0.000		
LAP	SECTOR 1	SECTOR 2	LAP TIME	MPH	DIFF	TIME OF DAY
1 -		44.586	1:48.549	72.29	5.515	16:43:28.885
2 -	59.158	43.876	1:43.034 (1)	76.16		16:45:11.919
3 -	59.308	44.024	1:43.332 (2)	75.95	0.298	16:46:55.251
4 -	59.735	44.168	1:43.903 (3)	75.53	0.869	16:48:39.154
5 -	1:00.314	44.409	1:44.723	74.94	1.689	16:50:23.877

P4 11 F2 GILBERT / RESTALL		Shelbourne HONDA - West Ewell fencing				
IDEAL LAP TIME : 1:44.937		BEST LAP TIME : 1:45.736		DIFFERENCE : 0.799		
LAP	SECTOR 1	SECTOR 2	LAP TIME	MPH	DIFF	TIME OF DAY
1 -		45.037	1:52.305	69.88	6.569	16:43:32.641
2 -	1:01.420	44.686	1:46.106 (3)	73.96	0.370	16:45:18.747
3 -	1:00.848	45.154	1:46.002 (2)	74.03	0.266	16:47:04.749
4 -	1:00.251	45.485	1:45.736 (1)	74.22		16:48:50.485
5 -	1:00.533	45.722	1:46.255	73.86	0.519	16:50:36.740

P5 62 F1 WRIGHT / BAILEY		RYDE F998 YAMAHA - Stainless Steel Designs Ltd.				
IDEAL LAP TIME : 1:45.581		BEST LAP TIME : 1:45.581		DIFFERENCE : 0.000		
LAP	SECTOR 1	SECTOR 2	LAP TIME	MPH	DIFF	TIME OF DAY
1 -		47.928	1:55.882	67.72	10.301	16:43:36.218
2 -	1:00.525	45.490	1:46.015 (2)	74.02	0.434	16:45:22.233
3 -	1:00.357	45.224	1:45.581 (1)	74.33		16:47:07.814
4 -	1:01.435	46.241	1:47.676	72.88	2.095	16:48:55.490
5 -	1:01.344	46.268	1:47.612 (3)	72.92	2.031	16:50:43.102

P6 28 F2 KING / SIGSWORTH		Lumley Ireson - Townsend Motors				
IDEAL LAP TIME : 1:46.469		BEST LAP TIME : 1:46.469		DIFFERENCE : 0.000		
LAP	SECTOR 1	SECTOR 2	LAP TIME	MPH	DIFF	TIME OF DAY
1 -		46.804	1:55.551	67.91	9.082	16:43:35.887
2 -	1:01.506	45.681	1:47.187 (2)	73.21	0.718	16:45:23.074
3 -	1:01.085	45.384	1:46.469 (1)	73.71		16:47:09.543
4 -	1:01.715	45.824	1:47.539 (3)	72.97	1.070	16:48:57.082
5 -	1:02.159	46.276	1:48.435	72.37	1.966	16:50:45.517

International Sidecar Revival 2022

RKB/BMCRC F1 & F2 Sidecars

RACE 10 - SECTOR ANALYSIS



SECTOR 1 = FL to I1, SECTOR 2 = I1 to FL, DIFF = Difference To Personal Best Lap, P = Crossed Finish Line in Pit Lane, D = Time Disallowed

P7 17 F1 THOMAS / NIX		Ireson SUZUKI - Team Walters And Thomas Sidecar racing				
IDEAL LAP TIME : 1:46.005		BEST LAP TIME : 1:46.589		DIFFERENCE : 0.584		
LAP	SECTOR 1	SECTOR 2	LAP TIME	MPH	DIFF	TIME OF DAY
1 -		45.330	1:52.926	69.49	6.337	16:43:33.262
2 -	1:01.173	46.366	1:47.539 (2)	72.97	0.950	16:45:20.801
3 -	1:00.675	45.914	1:46.589 (1)	73.62		16:47:07.390
4 -	1:02.803	46.161	1:48.964 (3)	72.02	2.375	16:48:56.354
5 -	1:03.658	47.691	1:51.349	70.48	4.760	16:50:47.703

P8 121 F1 LAWRENCE / HUGHES		LCR YAMAHA - Highfield Transport, JHM Autos				
IDEAL LAP TIME : 1:47.100		BEST LAP TIME : 1:47.106		DIFFERENCE : 0.006		
LAP	SECTOR 1	SECTOR 2	LAP TIME	MPH	DIFF	TIME OF DAY
1 -		46.173	1:56.638	67.28	9.532	16:43:36.974
2 -	1:01.615	45.491	1:47.106 (1)	73.27		16:45:24.080
3 -	1:02.779	45.961	1:48.740 (3)	72.17	1.634	16:47:12.820
4 -	1:02.000	45.485	1:47.485 (2)	73.01	0.379	16:49:00.305
5 -	1:02.249	47.480	1:49.729	71.52	2.623	16:50:50.034

P9 37 F2 MORPHET / REILLY		LCR SUZUKI -				
IDEAL LAP TIME : 1:45.926		BEST LAP TIME : 1:45.926		DIFFERENCE : 0.000		
LAP	SECTOR 1	SECTOR 2	LAP TIME	MPH	DIFF	TIME OF DAY
1 -		49.352	1:58.364	66.30	12.438	16:43:38.700
2 -	1:03.539	47.107	1:50.646	70.92	4.720	16:45:29.346
3 -	1:03.234	46.470	1:49.704 (3)	71.53	3.778	16:47:19.050
4 -	1:03.552	45.365	1:48.917 (2)	72.05	2.991	16:49:07.967
5 -	1:00.980	44.946	1:45.926 (1)	74.09		16:50:53.893

P10 65 F1 FAIERS / PLUCKROSE		Windle YAMAHA - AWracing ltd				
IDEAL LAP TIME : 1:47.723		BEST LAP TIME : 1:47.723		DIFFERENCE : 0.000		
LAP	SECTOR 1	SECTOR 2	LAP TIME	MPH	DIFF	TIME OF DAY
1 -		47.252	1:58.496	66.23	10.773	16:43:38.832
2 -	1:03.838	46.158	1:49.996 (3)	71.34	2.273	16:45:28.828
3 -	1:03.376	46.345	1:49.721 (2)	71.52	1.998	16:47:18.549
4 -	1:03.609	46.449	1:50.058	71.30	2.335	16:49:08.607
5 -	1:02.481	45.242	1:47.723 (1)	72.85		16:50:56.330

P11 38 F2 MOSS / GEDDES		Shelbourne YAMAHA - LifeSafety Motorsport - CharlieMossRac				
IDEAL LAP TIME : 1:49.753		BEST LAP TIME : 1:50.183		DIFFERENCE : 0.430		
LAP	SECTOR 1	SECTOR 2	LAP TIME	MPH	DIFF	TIME OF DAY
1 -		46.995	2:00.507	65.12	10.324	16:43:40.843
2 -	1:05.265	46.846	1:52.111	70.00	1.928	16:45:32.954
3 -	1:03.584	46.599	1:50.183 (1)	71.22		16:47:23.137
4 -	1:03.710	46.687	1:50.397 (3)	71.08	0.214	16:49:13.534
5 -	1:04.074	46.169	1:50.243 (2)	71.18	0.060	16:51:03.777

P12 136 F1 EDWARDS / STOREY		LCR SUZUKI - Economy Heating Services Ltd				
IDEAL LAP TIME : 1:48.188		BEST LAP TIME : 1:48.262		DIFFERENCE : 0.074		
LAP	SECTOR 1	SECTOR 2	LAP TIME	MPH	DIFF	TIME OF DAY
1 -		50.296	2:00.132	65.32	11.870	16:43:40.468
2 -	1:04.560	45.660	1:50.220 (2)	71.20	1.958	16:45:30.688
3 -	1:02.528	45.734	1:48.262 (1)	72.49		16:47:18.950
4 -	1:04.492	46.486	1:50.978 (3)	70.71	2.716	16:49:09.928
5 -	1:08.693	47.383	1:56.076	67.61	7.814	16:51:06.004

International Sidecar Revival 2022

RKB/BMCRC F1 & F2 Sidecars

RACE 10 - SECTOR ANALYSIS



SECTOR 1 = FL to I1, SECTOR 2 = I1 to FL, DIFF = Difference To Personal Best Lap, P = Crossed Finish Line in Pit Lane, D = Time Disallowed

P13 32 F2 QUIRK / SCHOFIELD		Ireson SUZUKI -				
IDEAL LAP TIME : 1:49.809		BEST LAP TIME : 1:50.041		DIFFERENCE : 0.232		
LAP	SECTOR 1	SECTOR 2	LAP TIME	MPH	DIFF	TIME OF DAY
1 -		47.835	2:00.154	65.31	10.113	16:43:40.490
2 -	1:06.491	47.498	1:53.989	68.84	3.948	16:45:34.479
3 -	1:03.469	46.572	1:50.041 (1)	71.31		16:47:24.520
4 -	1:03.709	47.547	1:51.256 (3)	70.54	1.215	16:49:15.776
5 -	1:03.237	47.717	1:50.954 (2)	70.73	0.913	16:51:06.730

P14 58 F2 L EASTELL / M EASTELL		Shelbourne YAMAHA - Lee Eastell Engineering services ltd				
IDEAL LAP TIME : 1:52.447		BEST LAP TIME : 1:52.863		DIFFERENCE : 0.416		
LAP	SECTOR 1	SECTOR 2	LAP TIME	MPH	DIFF	TIME OF DAY
1 -		48.406	2:02.754	63.93	9.891	16:43:43.090
2 -	1:06.274	47.889	1:54.163	68.74	1.300	16:45:37.253
3 -	1:05.572	47.637	1:53.209 (2)	69.32	0.346	16:47:30.462
4 -	1:05.557	47.306	1:52.863 (1)	69.53		16:49:23.325
5 -	1:05.141	48.562	1:53.703 (3)	69.02	0.840	16:51:17.028

P15 67 F1 JEFFREY / FIELD		Windle - MJP racing				
IDEAL LAP TIME : 1:53.087		BEST LAP TIME : 1:53.715		DIFFERENCE : 0.628		
LAP	SECTOR 1	SECTOR 2	LAP TIME	MPH	DIFF	TIME OF DAY
1 -		47.993	2:01.905	64.37	8.190	16:43:42.241
2 -	1:06.534	47.711	1:54.245 (2)	68.69	0.530	16:45:36.486
3 -	1:05.654	48.061	1:53.715 (1)	69.01		16:47:30.201
4 -	1:07.889	48.279	1:56.168	67.55	2.453	16:49:26.369
5 -	1:07.389	47.433	1:54.822 (3)	68.34	1.107	16:51:21.191

P16 96 F2 J GALE / B GALE		Ireson KTM 790 - The Old Market Inn/4everTT				
IDEAL LAP TIME : 1:53.396		BEST LAP TIME : 1:53.409		DIFFERENCE : 0.013		
LAP	SECTOR 1	SECTOR 2	LAP TIME	MPH	DIFF	TIME OF DAY
1 -		49.514	2:05.077	62.74	11.668	16:43:45.413
2 -	1:07.462	48.061	1:55.523	67.93	2.114	16:45:40.936
3 -	1:06.028	48.529	1:54.557 (2)	68.50	1.148	16:47:35.493
4 -	1:07.092	48.120	1:55.212 (3)	68.11	1.803	16:49:30.705
5 -	1:06.041	47.368	1:53.409 (1)	69.20		16:51:24.114

P17 83 F2 BUCHANAN / EVANS		Lumley Ireson KAWASAKI - Bull Inn Racing				
IDEAL LAP TIME : 1:53.573		BEST LAP TIME : 1:54.080		DIFFERENCE : 0.507		
LAP	SECTOR 1	SECTOR 2	LAP TIME	MPH	DIFF	TIME OF DAY
1 -		49.791	2:06.069	62.25	11.989	16:43:46.405
2 -	1:07.222	48.945	1:56.167	67.55	2.087	16:45:42.572
3 -	1:06.536	49.064	1:55.600 (3)	67.88	1.520	16:47:38.172
4 -	1:06.016	48.064	1:54.080 (1)	68.79		16:49:32.252
5 -	1:05.509	50.031	1:55.540 (2)	67.92	1.460	16:51:27.792

P18 167 F2 PETTMAN / DAWKINS		Windle YAMAHA - Wesso Racing				
IDEAL LAP TIME : 1:57.211		BEST LAP TIME : 1:57.211		DIFFERENCE : 0.000		
LAP	SECTOR 1	SECTOR 2	LAP TIME	MPH	DIFF	TIME OF DAY
1 -		49.609	2:09.623	60.54	12.412	16:43:49.959
2 -	1:08.848	49.371	1:58.219	66.38	1.008	16:45:48.178
3 -	1:08.435	49.362	1:57.797 (2)	66.62	0.586	16:47:45.975
4 -	1:07.908	49.303	1:57.211 (1)	66.95		16:49:43.186
5 -	1:07.918	49.939	1:57.857 (3)	66.58	0.646	16:51:41.043

International Sidecar Revival 2022

RKB/BMCRC F1 & F2 Sidecars

RACE 10 - SECTOR ANALYSIS



SECTOR 1 = FL to I1, SECTOR 2 = I1 to FL, DIFF = Difference To Personal Best Lap, P = Crossed Finish Line in Pit Lane, D = Time Disallowed

P19		73 F2		GOODIER / STONE		LCR - Rowtec Ltd	
IDEAL LAP TIME : 1:45.993		BEST LAP TIME : 1:45.993		DIFFERENCE : 0.000			
LAP	SECTOR 1	SECTOR 2	LAP TIME	MPH	DIFF	TIME OF DAY	
1 -		45.223	1:51.707	70.25	5.714	16:43:32.043	
2 -	1:00.872	45.121	1:45.993 (1)	74.04		16:45:18.036	
3 -	1:02.455	45.725	1:48.180 (2)	72.54	2.187	16:47:06.216	

P20		3 F2		ILLMAN / SUMNER		Ireson SUZUKI -	
IDEAL LAP TIME : 1:59.757		BEST LAP TIME : 1:59.757		DIFFERENCE : 0.000			
LAP	SECTOR 1	SECTOR 2	LAP TIME	MPH	DIFF	TIME OF DAY	
1 -		51.334	2:12.505	59.22	12.748	16:43:52.841	
2 -	1:12.778	49.583	2:02.361 (2)	64.13	2.604	16:45:55.202	
3 -	1:10.446	49.311	1:59.757 (1)	65.53		16:47:54.959	

P21		61 F1		FORREST / HILDIGE		WRINN/TAYLOR YAMAHA - Tweedvale Motorcycles	
IDEAL LAP TIME : 1:55.557		BEST LAP TIME : 1:56.584		DIFFERENCE : 1.027			
LAP	SECTOR 1	SECTOR 2	LAP TIME	MPH	DIFF	TIME OF DAY	
1 -		48.422	2:03.608	63.49	7.024	16:43:43.944	
2 -	1:07.135	49.449	1:56.584 (1)	67.31		16:45:40.528	

P22		84 F2		S LAIDLAW / J LAIDLAW		Shelbourne SUZUKI - Lfr	
IDEAL LAP TIME : 2:12.256		BEST LAP TIME :		DIFFERENCE :			
LAP	SECTOR 1	SECTOR 2	LAP TIME	MPH	DIFF	TIME OF DAY	
1 -		48.155	1:53.729	69.00		16:43:34.065	

International Sidecar Revival 2022

RKB/BMCRC F1 & F2 Sidecars

RACE 10 - BEST SECTORS

SECTOR 1			SECTOR 2			IDEAL / BEST COMPARISON						
POS	NO	NAME	TIME	NO	NAME	TIME	POS	NO	NAME	IDEAL	BEST	DIFF
									PERFECT LAP	1:40.470		
1	87	FENWICK / KNAPTON	58.080	87	FENWICK / KNAPTON	42.390	1	87	FENWICK / KNAPTON	1:40.470	1:40.690	0.220
2	69	LAMBERT / HAYNES	58.823	69	LAMBERT / HAYNES	43.506	2	69	LAMBERT / HAYNES	1:42.329	1:42.329	0.000
3	118	GIBSON / GIBBONS	59.158	118	GIBSON / GIBBONS	43.876	3	118	GIBSON / GIBBONS	1:43.034	1:43.034	0.000
4	11	GILBERT / RESTALL	1:00.251	11	GILBERT / RESTALL	44.686	4	11	GILBERT / RESTALL	1:44.937	1:45.736	0.799
5	62	WRIGHT / BAILEY	1:00.357	37	MORPHET / REILLY	44.946	5	62	WRIGHT / BAILEY	1:45.581	1:45.581	0.000
6	17	THOMAS / NIX	1:00.675	73	GOODIER / STONE	45.121	6	37	MORPHET / REILLY	1:45.926	1:45.926	0.000
7	73	GOODIER / STONE	1:00.872	62	WRIGHT / BAILEY	45.224	7	73	GOODIER / STONE	1:45.993	1:45.993	0.000
8	37	MORPHET / REILLY	1:00.980	65	FAIERS / PLUCKROSE	45.242	8	17	THOMAS / NIX	1:46.005	1:46.589	0.584
9	28	KING / SIGSWORTH	1:01.085	17	THOMAS / NIX	45.330	9	28	KING / SIGSWORTH	1:46.469	1:46.469	0.000
10	121	LAWRENCE / HUGHES	1:01.615	28	KING / SIGSWORTH	45.384	10	121	LAWRENCE / HUGHE	1:47.100	1:47.106	0.006
11	65	FAIERS / PLUCKROSE	1:02.481	121	LAWRENCE / HUGHES	45.485	11	65	FAIERS / PLUCKROS	1:47.723	1:47.723	0.000
12	136	EDWARDS / STOREY	1:02.528	136	EDWARDS / STOREY	45.660	12	136	EDWARDS / STOREY	1:48.188	1:48.262	0.074
13	32	QUIRK / SCHOFIELD	1:03.237	38	MOSS / GEDDES	46.169	13	38	MOSS / GEDDES	1:49.753	1:50.183	0.430
14	38	MOSS / GEDDES	1:03.584	32	QUIRK / SCHOFIELD	46.572	14	32	QUIRK / SCHOFIELD	1:49.809	1:50.041	0.232
15	58	L EASTELL / M EASTELL	1:05.141	58	L EASTELL / M EASTELL	47.306	15	58	L EASTELL / M EASTI	1:52.447	1:52.863	0.416
16	83	BUCHANAN / EVANS	1:05.509	96	J GALE / B GALE	47.368	16	67	JEFFREY / FIELD	1:53.087	1:53.715	0.628
17	67	JEFFREY / FIELD	1:05.654	67	JEFFREY / FIELD	47.433	17	96	J GALE / B GALE	1:53.396	1:53.409	0.013
18	96	J GALE / B GALE	1:06.028	83	BUCHANAN / EVANS	48.064	18	83	BUCHANAN / EVANS	1:53.573	1:54.080	0.507
19	61	FORREST / HILDIGE	1:07.135	84	S LAIDLAW / J LAIDLAW	48.155	19	61	FORREST / HILDIGE	1:55.557	1:56.584	1.027
20	167	PETTMAN / DAWKINS	1:07.908	61	FORREST / HILDIGE	48.422	20	167	PETTMAN / DAWKINS	1:57.211	1:57.211	0.000
21	3	ILLMAN / SUMNER	1:10.446	167	PETTMAN / DAWKINS	49.303	21	3	ILLMAN / SUMNER	1:59.757	1:59.757	0.000
22	84	S LAIDLAW / J LAIDLAW	1:24.101	3	ILLMAN / SUMNER	49.311	22	84	S LAIDLAW / J LAIDL	2:12.256		
23												
24												

International Sidecar Revival 2022

RKB/BMCRC F1 & F2 Sidecars

RACE 10 - STATISTICS

Competitors Started 24
Planned Start 2022-08-06 @ 16:25:00.000
Actual Start 2022-08-06 @ 16:41:40.335
Finish Time 2022-08-06 @ 16:50:12.441
Track Length 2.1800mi.
Total Laps 99
Total Distance Covered 215.8218mi.

Session Fastest Lap History

NO	CL	NAME	LAP TIME	TIME OF DAY	LAP	VEHICLE
87	F2	FENWICK / KNAPTON	1:41.437	16:45:09.920	2	Shelbourne YAMAHA
87	F2	FENWICK / KNAPTON	1:40.690	16:46:50.611	3	Shelbourne YAMAHA

Session Leader History

NO	CL	NAME	FROM LAP	LAPS LED	DISTANCE	VEHICLE
87	F2	FENWICK / KNAPTON	1	5	10.90 miles	Shelbourne YAMAHA

Flag History

TYPE	TIME OF DAY
GREEN	16:41:40.335
FINISH	16:50:12.441

Flag Statistics

TYPE	COUNT	TOTAL LAPS	TOTAL TIME
Green	1	5	10:03.283
Red	0	0	0.000
Safety Car	0	0	0.000
FCY	0	0	0.000

International Sidecar Revival 2022

RKB/BMCRC F1 & F2 Sidecars

RACE 10 - STATISTICS

CLASS : F1

7 Starters

Fastest Lap History

NO	NAME	LAP TIME	TIME OF DAY	LAP	VEHICLE
17	THOMAS / NIX	1:47.539	16:45:20.832	2	Ireson SUZUKI
62	WRIGHT / BAILEY	1:46.015	16:45:22.250	2	RYDE F998 YAMAHA
62	WRIGHT / BAILEY	1:45.581	16:47:07.830	3	RYDE F998 YAMAHA

Leader History

NO	NAME	FROM LAP	LAPS LED	DISTANCE	VEHICLE
17	THOMAS / NIX	1	3	6.54 miles	Ireson SUZUKI
62	WRIGHT / BAILEY	4	2	4.36 miles	RYDE F998 YAMAHA

International Sidecar Revival 2022

RKB/BMCRC F1 & F2 Sidecars

RACE 10 - STATISTICS

CLASS : F2

17 Starters

Fastest Lap History

NO	NAME	LAP TIME	TIME OF DAY	LAP	VEHICLE
87	FENWICK / KNAPTON	1:41.437	16:45:09.920	2	Shelbourne YAMAHA
87	FENWICK / KNAPTON	1:40.690	16:46:50.611	3	Shelbourne YAMAHA

Leader History

NO	NAME	FROM LAP	LAPS LED	DISTANCE	VEHICLE
87	FENWICK / KNAPTON	1	5	10.90 miles	Shelbourne YAMAHA

International Sidecar Revival 2022

RKB/BMCRC F1 & F2 Sidecars

RACE 5 - GRID (7 Laps)

ROW 15	29	42	CURRIE / SHARP				
ROW 14		27	19	MACBRIDE / THOMPSON	28	6	ELLIS / CLEMENT
ROW 13	25	23	J SAUNDERS / R SAUNDERS	26	117	POTTINGER / DODD	
ROW 12		23	3	1:59.757 ILLMAN / SUMNER	24	911	PHILLIPS / WALL
ROW 11	21	61	1:56.584 FORREST / HILDIGE	22	167	1:57.211 PETTMAN / DAWKINS	
ROW 10		19	67	1:53.715 JEFFREY / FIELD	20	83	1:54.080 BUCHANAN / EVANS
ROW 9	17	58	1:52.863 L EASTELL / M EASTELL	18	96	1:53.409 J GALE / B GALE	
ROW 8		15	32	1:50.041 QUIRK / SCHOFIELD	16	38	1:50.183 MOSS / GEDDES
ROW 7	13	65	1:47.723 FAIERS / PLUCKROSE	14	136	1:48.262 EDWARDS / STOREY	
ROW 6		11	121	1:47.106 LAWRENCE / HUGHES	12	22	PEARSON / PARKER
ROW 5	9	17	1:46.589 THOMAS / NIX	10	84	S LAIDLAW / J LAIDLAW	
ROW 4		7	73	1:45.993 GOODIER / STONE	8	28	1:46.469 KING / SIGSWORTH
ROW 3	5	11	1:45.736 GILBERT / RESTALL	6	37	1:45.926 MORPHET / REILLY	
ROW 2		3	118	1:43.034 GIBSON / GIBBONS	4	62	1:45.581 WRIGHT / BAILEY
ROW 1	1	87	1:40.690 FENWICK / KNAPTON	2	69	LAMBERT / JAVENS	
Pole							

Cadwell Park: 2.1800 miles

These results are provisional until the conclusion of any judicial and technical matters.

Clerk Of Course :	Stewards :	Timekeeper : <i>Craig Smith</i>
-------------------	------------	------------------------------------

Results can be found at www.tsl-timing.com

Printed - 16:55 Saturday, 06 August 2022





International Sidecar Revival 2022

RKB/BMCRC F1 & F2 Sidecars

RACE 5 - CLASSIFICATION

POS	NO	CL	PIC NAME	ENTRY	LAPS	TIME	GAP	DIFF	MPH	BEST	ON
1	69	F2	1 LAMBERT / JAVENS	LCR HONDA - graham anne ward	7	12:03.171			75.96	1:41.351	3
2	87	F2	2 FENWICK / KNAPTON	Shelbourne YAMAHA -	7	12:03.444	0.273	0.273	75.93	1:42.062	3
3	118	F2	3 GIBSON / GIBBONS	CES SUZUKI - RVISA / ROWTEC	7	12:12.379	9.208	8.935	75.01	1:42.386	3
4	62	F1	1 WRIGHT / BAILEY	RYDE F998 YAMAHA - Stainless Steel Designs Ltd.	7	12:21.790	18.619	9.411	74.05	1:43.421	2
5	84	F2	4 S LAIDLLOW / J LAIDLLOW	Shelbourne SUZUKI - Lfr	7	12:33.739	30.568	11.949	72.88	1:44.596	5
6	28	F2	5 KING / SIGSWORTH	Lumley Ireson - Townsend Motors	7	12:35.993	32.822	2.254	72.66	1:46.086	6
7	22	F2	6 PEARSON / PARKER	LCR SUZUKI -	7	12:38.512	35.341	2.519	72.42	1:45.342	6
8	73	F2	7 GOODIER / STONE	LCR - Rowtec ltd	7	12:40.508	37.337	1.996	72.23	1:46.261	6
9	117	F1	2 POTTINGER / DODD	LCR YAMAHA - GB Precision Eng/Opal Fabrication	7	12:40.708	37.537	0.200	72.21	1:43.670	7
10	23	F2	8 J SAUNDERS / STOKOE	Baker HONDA - Vacuum & Pressure Leeds	7	12:45.202	42.031	4.494	71.79	1:46.804	5
11	37	F2	9 MORPHET / REILLY	LCR SUZUKI -	7	12:49.458	46.287	4.256	71.39	1:46.452	7
12	65	F1	3 FAIERS / PLUCKROSE	Windle YAMAHA - AWracing ltd	7	12:52.498	49.327	3.040	71.11	1:47.895	5
13	61	F1	4 FORREST / HILDIGE	WRINN/TAYLOR YAMAHA - Tweedvale Motorcycles	7	12:54.347	51.176	1.849	70.94	1:46.301	4
14	136	F1	5 EDWARDS / STOREY	LCR SUZUKI - Economy Heating Services Ltd	7	12:56.284	53.113	1.937	70.76	1:47.530	3
15	38	F2	10 MOSS / GEDDES	Shelbourne YAMAHA - LifeSafety Motorsport - Char	7	13:03.630	1:00.459	7.346	70.10	1:49.302	2
16	32	F2	11 QUIRK / SCHOFIELD	Ireson SUZUKI -	7	13:09.007	1:05.836	5.377	69.62	1:50.379	4
17	121	F1	6 LAWRENCE / HUGHES	LCR YAMAHA - Highfield Transport, JHM Autos	7	13:11.208	1:08.037	2.201	69.43	1:47.835	7
18	58	F2	12 L EASTELL / M EASTELL	Shelbourne YAMAHA - Lee Eastell Engineering sen	7	13:12.756	1:09.585	1.548	69.29	1:51.038	7
19	96	F2	13 J GALE / B GALE	Ireson KTM 790 - The Old Market Inn/4everTT	7	13:23.986	1:20.815	11.230	68.33	1:51.160	2
20	67	F1	7 JEFFREY / FIELD	Windle - MJP racing	7	13:28.633	1:25.462	4.647	67.93	1:51.101	5
21	83	F2	14 BUCHANAN / EVANS	Lumley Ireson KAWASAKI - Bull Inn Racing	7	13:28.732	1:25.561	0.099	67.92	1:53.076	6
22	167	F2	15 PETTMAN / DAWKINS	Windle YAMAHA - Wesso Racing	7	13:53.354	1:50.183	24.622	65.92	1:56.144	4
23	911	F2	16 PHILLIPS / WALL	MRE - Apexx Flooring	6	12:06.857	1 Lap	1 Lap	64.78	1:58.477	4
24	19	F1	8 MACBRIDE / THOMPSON	LCR YAMAHA - Lifesafety Motorsport	6	12:27.875	1 Lap	21.018	62.96	2:01.154	2

NOT CLASSIFIED

DNF	17	F1	THOMAS / NIX	Ireson SUZUKI - Team Walters And Thomas Sidecar	5	9:06.265	2 Laps	1 Lap	71.83	1:46.036	2
DNF	11	F2	GILBERT / RESTALL	Shelbourne HONDA - West Ewell fencing	2	3:37.095	5 Laps	3 Laps	72.30	1:45.174	2
DNF	3	F2	ILLMAN / SUMNER	Ireson SUZUKI -	0						

FASTEST LAP

69	F2	LAMBERT / JAVENS	LCR HONDA - graham anne ward	3	1:41.351	77.43 mph	124.61 kph
62	F1	WRIGHT / BAILEY	RYDE F998 YAMAHA - Stainless Steel Designs Ltd.	2	1:43.421	75.88 mph	122.12 kph

Class F2 - 92.5% of Race Speed = 70.26 mph

Class F1 - 92.5% of Race Speed = 68.49 mph

Weather / Track : Bright / Dry

These results are provisional until the conclusion of any judicial and technical matters.

Race Distance: 7 Laps / 15.26 miles
Cadwell Park: 2.1800 miles
Date: 07/08/2022 Start: 11:59 Finish: 12:11

Clerk Of Course :	Stewards :	Timekeeper : <i>Craig Smith</i>
-------------------	------------	------------------------------------

Results can be found at www.tsl-timing.com

Printed - 12:13 Sunday, 07 August 2022



International Sidecar Revival 2022

RKB/BMCRC F1 & F2 Sidecars

RACE 5 - LAP CHART

LAP 1 @ 12:01:26.489

NO	BEHIND	LAP TIME
87		1:47.442
69	1.606	1:49.048
118	2.129	1:49.571
62	4.440	1:51.882
11	4.479	1:51.921
17	5.799	1:53.241
73	6.298	1:53.740
28	6.971	1:54.413
84	7.204	1:54.646
136	8.008	1:55.450
22	8.998	1:56.440
65	9.965	1:57.407
58	11.996	1:59.438
61	12.276	1:59.718
38	12.890	2:00.332
32	13.851	2:01.293
23	13.880	2:01.322
37	14.246	2:01.688
117	14.504	2:01.946
96	15.590	2:03.032
83	17.436	2:04.878
911	21.813	2:09.255
19	23.387	2:10.829
67	23.499	2:10.941
121	24.053	2:11.495
167	24.532	2:11.974

LAP 2 @ 12:03:08.863

NO	BEHIND	LAP TIME
87		1:42.374
69	1.273	1:42.041
118	2.308	1:42.553
62	5.487	1:43.421
11	7.279	1:45.174
17	9.461	1:46.036
84	10.554	1:45.724
73	12.168	1:48.244
28	13.560	1:48.963
22	15.445	1:48.821
136	15.842	1:50.208
65	16.979	1:49.388
61	17.025	1:47.123
23	18.503	1:46.997
38	19.818	1:49.302
37	19.971	1:48.099
117	20.355	1:48.225
58	23.115	1:53.493
32	23.665	1:52.188
96	24.376	1:51.160
83	30.054	1:54.992
121	38.400	1:56.721
911	38.702	1:59.263
67	38.981	1:57.856
167	40.063	1:57.905
19	42.167	2:01.154

LAP 3 @ 12:04:50.925

NO	BEHIND	LAP TIME
87		1:42.062
69	0.562	1:41.351
118	2.632	1:42.386
62	8.550	1:45.125

17	14.630	1:47.231
84	15.020	1:46.528
73	16.902	1:46.796
28	17.947	1:46.449
22	19.279	1:45.896
136	21.310	1:47.530
61	21.673	1:46.710
65	23.728	1:48.811
23	24.158	1:47.717
37	24.616	1:46.707
117	24.820	1:46.527
38	27.982	1:50.226
32	32.186	1:50.583
96	34.332	1:52.018
58	35.577	1:54.524
83	42.769	1:54.777
121	44.252	1:47.914
67	48.662	1:51.743
167	55.716	1:57.715
911	56.376	1:59.736
19	1:03.837	2:03.732

LAP 4 @ 12:06:33.176

NO	BEHIND	LAP TIME
87		1:42.251
69	0.929	1:42.618
118	3.012	1:42.631
62	11.585	1:45.286
84	20.606	1:47.837
17	21.115	1:48.736
73	21.349	1:46.698
28	21.799	1:46.103
22	23.370	1:46.342
61	25.723	1:46.301
23	28.934	1:47.027
65	31.418	1:49.941
37	32.404	1:50.039
136	32.963	1:53.904
117	33.279	1:50.710
38	35.736	1:50.005
32	40.314	1:50.379
58	44.533	1:51.207
96	45.723	1:53.642
121	51.087	1:49.086
83	54.448	1:53.930
67	58.733	1:52.322
167	1:09.609	1:56.144
911	1:12.602	1:58.477
19	1:25.295	2:03.709

LAP 5 @ 12:08:16.127

NO	BEHIND	LAP TIME
69		1:42.022
87	0.171	1:43.122
118	3.182	1:43.121
62	13.400	1:44.766
84	22.251	1:44.596
28	26.384	1:47.536
73	27.292	1:48.894
17	29.185	1:51.021
22	29.589	1:49.170
23	32.787	1:46.804
117	35.182	1:44.854
61	35.329	1:52.557
65	36.362	1:47.895

37	37.229	1:47.776
136	41.067	1:51.055
38	43.975	1:51.190
32	47.975	1:50.612
58	52.927	1:51.345
121	58.148	1:50.012
96	58.704	1:55.932
83	1:05.281	1:53.784
67	1:06.883	1:51.101
167	1:23.529	1:56.871
911	1:28.862	1:59.211

LAP 6 @ 12:09:59.625

NO	BEHIND	LAP TIME
69		1:43.498
87	0.548	1:43.875
19	1 Lap	2:04.082
118	4.226	1:44.542
62	14.988	1:45.086
84	24.280	1:45.527
28	28.972	1:46.086
73	30.055	1:46.261
22	31.433	1:45.342
117	36.460	1:44.776
23	37.240	1:47.951
65	42.070	1:49.206
37	42.428	1:48.697
61	45.323	1:53.492
136	46.575	1:49.006
38	51.916	1:51.439
32	55.833	1:51.356
58	1:01.140	1:51.711
121	1:02.795	1:48.145
96	1:09.434	1:54.228
83	1:14.859	1:53.076
67	1:15.035	1:51.650
167	1:36.244	1:56.213

LAP 7 @ 12:11:42.218

NO	BEHIND	LAP TIME
69		1:42.593
87	0.273	1:42.318
911	1 Lap	2:00.915
118	9.208	1:47.575
62	18.619	1:46.224
19	1 Lap	2:04.369
84	30.568	1:48.881
28	32.822	1:46.443
22	35.341	1:46.501
73	37.337	1:49.875
117	37.537	1:43.670
23	42.031	1:47.384
37	46.287	1:46.452
65	49.327	1:49.850
61	51.176	1:48.446
136	53.113	1:49.131
38	1:00.459	1:51.136
32	1:05.836	1:52.596
121	1:08.037	1:47.835
58	1:09.585	1:51.038
96	1:20.815	1:53.974
67	1:25.462	1:53.020
83	1:25.561	1:53.295
167	1:50.183	1:56.532

International Sidecar Revival 2022

RKB/BMCRC F1 & F2 Sidecars

RACE 5 - SECTOR ANALYSIS



SECTOR 1 = FL to I1, SECTOR 2 = I1 to FL, DIFF = Difference To Personal Best Lap, P = Crossed Finish Line in Pit Lane, D = Time Disallowed

P1 69 F2		LAMBERT / JAVENS		LCR HONDA - graham anne ward			
IDEAL LAP TIME : 1:41.351		BEST LAP TIME : 1:41.351		DIFFERENCE : 0.000			
LAP	SECTOR 1	SECTOR 2	LAP TIME	MPH	DIFF	TIME OF DAY	
1 -		44.214	1:49.048	71.96	7.697	12:01:28.095	
2 -	58.466	43.575	1:42.041 (3)	76.91	0.690	12:03:10.136	
3 -	58.203	43.148	1:41.351 (1)	77.43		12:04:51.487	
4 -	59.137	43.481	1:42.618	76.47	1.267	12:06:34.105	
5 -	58.415	43.607	1:42.022 (2)	76.92	0.671	12:08:16.127	
6 -	58.309	45.189	1:43.498	75.82	2.147	12:09:59.625	
7 -	58.689	43.904	1:42.593	76.49	1.242	12:11:42.218	

P2 87 F2		FENWICK / KNAPTON		Shelbourne YAMAHA -			
IDEAL LAP TIME : 1:41.483		BEST LAP TIME : 1:42.062		DIFFERENCE : 0.579			
LAP	SECTOR 1	SECTOR 2	LAP TIME	MPH	DIFF	TIME OF DAY	
1 -		43.325	1:47.442	73.04	5.380	12:01:26.489	
2 -	59.421	42.953	1:42.374	76.66	0.312	12:03:08.863	
3 -	58.734	43.328	1:42.062 (1)	76.89		12:04:50.925	
4 -	58.918	43.333	1:42.251 (2)	76.75	0.189	12:06:33.176	
5 -	59.113	44.009	1:43.122	76.10	1.060	12:08:16.298	
6 -	58.578	45.297	1:43.875	75.55	1.813	12:10:00.173	
7 -	58.530	43.788	1:42.318 (3)	76.70	0.256	12:11:42.491	

P3 118 F2		GIBSON / GIBBONS		CES SUZUKI - RVISA / ROWTEC			
IDEAL LAP TIME : 1:42.112		BEST LAP TIME : 1:42.386		DIFFERENCE : 0.274			
LAP	SECTOR 1	SECTOR 2	LAP TIME	MPH	DIFF	TIME OF DAY	
1 -		44.471	1:49.571	71.62	7.185	12:01:28.618	
2 -	58.716	43.837	1:42.553 (2)	76.52	0.167	12:03:11.171	
3 -	58.765	43.621	1:42.386 (1)	76.65		12:04:53.557	
4 -	58.491	44.140	1:42.631 (3)	76.46	0.245	12:06:36.188	
5 -	59.132	43.989	1:43.121	76.10	0.735	12:08:19.309	
6 -	59.844	44.698	1:44.542	75.07	2.156	12:10:03.851	
7 -	1:01.497	46.078	1:47.575	72.95	5.189	12:11:51.426	

P4 62 F1		WRIGHT / BAILEY		RYDE F998 YAMAHA - Stainless Steel Designs Ltd.			
IDEAL LAP TIME : 1:43.421		BEST LAP TIME : 1:43.421		DIFFERENCE : 0.000			
LAP	SECTOR 1	SECTOR 2	LAP TIME	MPH	DIFF	TIME OF DAY	
1 -		44.984	1:51.882	70.14	8.461	12:01:30.929	
2 -	59.414	44.007	1:43.421 (1)	75.88		12:03:14.350	
3 -	1:00.230	44.895	1:45.125	74.65	1.704	12:04:59.475	
4 -	1:00.592	44.694	1:45.286	74.54	1.865	12:06:44.761	
5 -	1:00.138	44.628	1:44.766 (2)	74.91	1.345	12:08:29.527	
6 -	1:00.136	44.950	1:45.086 (3)	74.68	1.665	12:10:14.613	
7 -	1:00.932	45.292	1:46.224	73.88	2.803	12:12:00.837	

P5 84 F2		S LAIDLAW / J LAIDLAW		Shelbourne SUZUKI - Lfr			
IDEAL LAP TIME : 1:44.517		BEST LAP TIME : 1:44.596		DIFFERENCE : 0.079			
LAP	SECTOR 1	SECTOR 2	LAP TIME	MPH	DIFF	TIME OF DAY	
1 -		45.550	1:54.646	68.45	10.050	12:01:33.693	
2 -	1:01.594	44.130	1:45.724 (3)	74.23	1.128	12:03:19.417	
3 -	1:00.519	46.009	1:46.528	73.67	1.932	12:05:05.945	
4 -	1:01.218	46.619	1:47.837	72.77	3.241	12:06:53.782	
5 -	1:00.598	43.998	1:44.596 (1)	75.03		12:08:38.378	
6 -	1:00.681	44.846	1:45.527 (2)	74.37	0.931	12:10:23.905	
7 -	1:02.293	46.588	1:48.881	72.07	4.285	12:12:12.786	

International Sidecar Revival 2022

RKB/BMCRC F1 & F2 Sidecars

RACE 5 - SECTOR ANALYSIS



SECTOR 1 = FL to I1, SECTOR 2 = I1 to FL, DIFF = Difference To Personal Best Lap, P = Crossed Finish Line in Pit Lane, D = Time Disallowed

P6 28 F2 KING / SIGSWORTH		Lumley Ireson - Townsend Motors				
IDEAL LAP TIME : 1:45.956		BEST LAP TIME : 1:46.086		DIFFERENCE : 0.130		
LAP	SECTOR 1	SECTOR 2	LAP TIME	MPH	DIFF	TIME OF DAY
1 -		45.519	1:54.413	68.59	8.327	12:01:33.460
2 -	1:03.846	45.117	1:48.963	72.02	2.877	12:03:22.423
3 -	1:01.314	45.135	1:46.449	73.72	0.363	12:05:08.872
4 -	1:00.944	45.159	1:46.103 (2)	73.96	0.017	12:06:54.975
5 -	1:02.337	45.199	1:47.536	72.98	1.450	12:08:42.511
6 -	1:01.074	45.012	1:46.086 (1)	73.97		12:10:28.597
7 -	1:01.154	45.289	1:46.443 (3)	73.73	0.357	12:12:15.040

P7 22 F2 PEARSON / PARKER		LCR SUZUKI -				
IDEAL LAP TIME : 1:45.239		BEST LAP TIME : 1:45.342		DIFFERENCE : 0.103		
LAP	SECTOR 1	SECTOR 2	LAP TIME	MPH	DIFF	TIME OF DAY
1 -		45.809	1:56.440	67.39	11.098	12:01:35.487
2 -	1:03.791	45.030	1:48.821	72.11	3.479	12:03:24.308
3 -	1:00.740	45.156	1:45.896 (2)	74.11	0.554	12:05:10.204
4 -	1:01.027	45.315	1:46.342 (3)	73.80	1.000	12:06:56.546
5 -	1:02.151	47.019	1:49.170	71.88	3.828	12:08:45.716
6 -	1:00.405	44.937	1:45.342 (1)	74.50		12:10:31.058
7 -	1:00.302	46.199	1:46.501	73.69	1.159	12:12:17.559

P8 73 F2 GOODIER / STONE		LCR - Rowtec ltd				
IDEAL LAP TIME : 1:45.450		BEST LAP TIME : 1:46.261		DIFFERENCE : 0.811		
LAP	SECTOR 1	SECTOR 2	LAP TIME	MPH	DIFF	TIME OF DAY
1 -		45.575	1:53.740	68.99	7.479	12:01:32.787
2 -	1:03.153	45.091	1:48.244	72.50	1.983	12:03:21.031
3 -	1:01.695	45.101	1:46.796 (3)	73.48	0.535	12:05:07.827
4 -	1:01.247	45.451	1:46.698 (2)	73.55	0.437	12:06:54.525
5 -	1:03.891	45.003	1:48.894	72.07	2.633	12:08:43.419
6 -	1:01.496	44.765	1:46.261 (1)	73.85		12:10:29.680
7 -	1:00.685	49.190	1:49.875	71.42	3.614	12:12:19.555

P9 117 F1 POTTINGER / DODD		LCR YAMAHA - GB Precision Eng/Opal Fabrication				
IDEAL LAP TIME : 1:43.499		BEST LAP TIME : 1:43.670		DIFFERENCE : 0.171		
LAP	SECTOR 1	SECTOR 2	LAP TIME	MPH	DIFF	TIME OF DAY
1 -		47.532	2:01.946	64.35	18.276	12:01:40.993
2 -	1:02.849	45.376	1:48.225	72.51	4.555	12:03:29.218
3 -	1:00.885	45.642	1:46.527	73.67	2.857	12:05:15.745
4 -	1:03.451	47.259	1:50.710	70.88	7.040	12:07:06.455
5 -	1:00.380	44.474	1:44.854 (3)	74.84	1.184	12:08:51.309
6 -	59.751	45.025	1:44.776 (2)	74.90	1.106	12:10:36.085
7 -	59.025	44.645	1:43.670 (1)	75.70		12:12:19.755

P10 23 F2 J SAUNDERS / STOKOE		Baker HONDA - Vacuum & Pressure Leads				
IDEAL LAP TIME : 1:46.093		BEST LAP TIME : 1:46.804		DIFFERENCE : 0.711		
LAP	SECTOR 1	SECTOR 2	LAP TIME	MPH	DIFF	TIME OF DAY
1 -		47.666	2:01.322	64.68	14.518	12:01:40.369
2 -	1:01.164	45.833	1:46.997 (2)	73.34	0.193	12:03:27.366
3 -	1:01.993	45.724	1:47.717	72.85	0.913	12:05:15.083
4 -	1:01.699	45.328	1:47.027 (3)	73.32	0.223	12:07:02.110
5 -	1:00.765	46.039	1:46.804 (1)	73.48		12:08:48.914
6 -	1:01.645	46.306	1:47.951	72.70	1.147	12:10:36.865
7 -	1:01.408	45.976	1:47.384	73.08	0.580	12:12:24.249

International Sidecar Revival 2022

RKB/BMCRC F1 & F2 Sidecars

RACE 5 - SECTOR ANALYSIS



SECTOR 1 = FL to I1, SECTOR 2 = I1 to FL, DIFF = Difference To Personal Best Lap, P = Crossed Finish Line in Pit Lane, D = Time Disallowed

P11 37 F2		MORPHET / REILLY		LCR SUZUKI -		
IDEAL LAP TIME : 1:45.843		BEST LAP TIME : 1:46.452		DIFFERENCE : 0.609		
LAP	SECTOR 1	SECTOR 2	LAP TIME	MPH	DIFF	TIME OF DAY
1 -		47.658	2:01.688	64.49	15.236	12:01:40.735
2 -	1:02.660	45.439	1:48.099	72.60	1.647	12:03:28.834
3 -	1:00.943	45.764	1:46.707 (2)	73.54	0.255	12:05:15.541
4 -	1:03.531	46.508	1:50.039	71.32	3.587	12:07:05.580
5 -	1:02.451	45.325	1:47.776 (3)	72.81	1.324	12:08:53.356
6 -	1:02.906	45.791	1:48.697	72.20	2.245	12:10:42.053
7 -	1:01.552	44.900	1:46.452 (1)	73.72		12:12:28.505

P12 65 F1		FAIERS / PLUCKROSE		Windle YAMAHA - AWracing ltd		
IDEAL LAP TIME : 1:47.650		BEST LAP TIME : 1:47.895		DIFFERENCE : 0.245		
LAP	SECTOR 1	SECTOR 2	LAP TIME	MPH	DIFF	TIME OF DAY
1 -		45.965	1:57.407	66.84	9.512	12:01:36.454
2 -	1:03.531	45.857	1:49.388	71.74	1.493	12:03:25.842
3 -	1:02.657	46.154	1:48.811 (2)	72.12	0.916	12:05:14.653
4 -	1:04.201	45.740	1:49.941	71.38	2.046	12:07:04.594
5 -	1:02.902	44.993	1:47.895 (1)	72.73		12:08:52.489
6 -	1:03.250	45.956	1:49.206 (3)	71.86	1.311	12:10:41.695
7 -	1:03.611	46.239	1:49.850	71.44	1.955	12:12:31.545

P13 61 F1		FORREST / HILDIGE		WRINN/TAYLOR YAMAHA - Tweedvale Motorcycles		
IDEAL LAP TIME : 1:46.290		BEST LAP TIME : 1:46.301		DIFFERENCE : 0.011		
LAP	SECTOR 1	SECTOR 2	LAP TIME	MPH	DIFF	TIME OF DAY
1 -		47.352	1:59.718	65.55	13.417	12:01:38.765
2 -	1:01.891	45.232	1:47.123 (3)	73.26	0.822	12:03:25.888
3 -	1:01.724	44.986	1:46.710 (2)	73.54	0.409	12:05:12.598
4 -	1:01.304	44.997	1:46.301 (1)	73.82		12:06:58.899
5 -	1:03.767	48.790	1:52.557	69.72	6.256	12:08:51.456
6 -	1:07.347	46.145	1:53.492	69.15	7.191	12:10:44.948
7 -	1:02.879	45.567	1:48.446	72.36	2.145	12:12:33.394

P14 136 F1		EDWARDS / STOREY		LCR SUZUKI - Economy Heating Services Ltd		
IDEAL LAP TIME : 1:47.060		BEST LAP TIME : 1:47.530		DIFFERENCE : 0.470		
LAP	SECTOR 1	SECTOR 2	LAP TIME	MPH	DIFF	TIME OF DAY
1 -		45.610	1:55.450	67.97	7.920	12:01:34.497
2 -	1:04.962	45.246	1:50.208	71.21	2.678	12:03:24.705
3 -	1:02.029	45.501	1:47.530 (1)	72.98		12:05:12.235
4 -	1:06.167	47.737	1:53.904	68.90	6.374	12:07:06.139
5 -	1:04.873	46.182	1:51.055	70.66	3.525	12:08:57.194
6 -	1:03.804	45.202	1:49.006 (2)	71.99	1.476	12:10:46.200
7 -	1:01.858	47.273	1:49.131 (3)	71.91	1.601	12:12:35.331

P15 38 F2		MOSS / GEDDES		Shelbourne YAMAHA - LifeSafety Motorsport - CharlieMossRac		
IDEAL LAP TIME : 1:49.053		BEST LAP TIME : 1:49.302		DIFFERENCE : 0.249		
LAP	SECTOR 1	SECTOR 2	LAP TIME	MPH	DIFF	TIME OF DAY
1 -		46.899	2:00.332	65.21	11.030	12:01:39.379
2 -	1:03.340	45.962	1:49.302 (1)	71.80		12:03:28.681
3 -	1:03.091	47.135	1:50.226 (3)	71.19	0.924	12:05:18.907
4 -	1:03.579	46.426	1:50.005 (2)	71.34	0.703	12:07:08.912
5 -	1:04.004	47.186	1:51.190	70.58	1.888	12:09:00.102
6 -	1:04.575	46.864	1:51.439	70.42	2.137	12:10:51.541
7 -	1:03.847	47.289	1:51.136	70.61	1.834	12:12:42.677

International Sidecar Revival 2022

RKB/BMCRC F1 & F2 Sidecars

RACE 5 - SECTOR ANALYSIS



SECTOR 1 = FL to I1, SECTOR 2 = I1 to FL, DIFF = Difference To Personal Best Lap, P = Crossed Finish Line in Pit Lane, D = Time Disallowed

P16 32 F2 QUIRK / SCHOFIELD		Ireson SUZUKI -				
IDEAL LAP TIME : 1:49.889		BEST LAP TIME : 1:50.379		DIFFERENCE : 0.490		
LAP	SECTOR 1	SECTOR 2	LAP TIME	MPH	DIFF	TIME OF DAY
1 -		48.177	2:01.293	64.70	10.914	12:01:40.340
2 -	1:04.050	48.138	1:52.188	69.95	1.809	12:03:32.528
3 -	1:03.942	46.641	1:50.583 (2)	70.96	0.204	12:05:23.111
4 -	1:03.690	46.689	1:50.379 (1)	71.10		12:07:13.490
5 -	1:03.248	47.364	1:50.612 (3)	70.95	0.233	12:09:04.102
6 -	1:04.104	47.252	1:51.356	70.47	0.977	12:10:55.458
7 -	1:05.227	47.369	1:52.596	69.70	2.217	12:12:48.054

P17 121 F1 LAWRENCE / HUGHES		LCR YAMAHA - Highfield Transport, JHM Autos				
IDEAL LAP TIME : 1:47.110		BEST LAP TIME : 1:47.835		DIFFERENCE : 0.725		
LAP	SECTOR 1	SECTOR 2	LAP TIME	MPH	DIFF	TIME OF DAY
1 -		47.194	2:11.495	59.68	23.660	12:01:50.542
2 -	1:07.155	49.566	1:56.721	67.23	8.886	12:03:47.263
3 -	1:01.512	46.402	1:47.914 (2)	72.72	0.079	12:05:35.177
4 -	1:03.011	46.075	1:49.086	71.94	1.251	12:07:24.263
5 -	1:01.407	48.605	1:50.012	71.33	2.177	12:09:14.275
6 -	1:02.442	45.703	1:48.145 (3)	72.56	0.310	12:11:02.420
7 -	1:01.863	45.972	1:47.835 (1)	72.77		12:12:50.255

P18 58 F2 L EASTELL / M EASTELL		Shelbourne YAMAHA - Lee Eastell Engineering services ltd				
IDEAL LAP TIME : 1:50.741		BEST LAP TIME : 1:51.038		DIFFERENCE : 0.297		
LAP	SECTOR 1	SECTOR 2	LAP TIME	MPH	DIFF	TIME OF DAY
1 -		47.234	1:59.438	65.70	8.400	12:01:38.485
2 -	1:05.047	48.446	1:53.493	69.15	2.455	12:03:31.978
3 -	1:05.716	48.808	1:54.524	68.52	3.486	12:05:26.502
4 -	1:04.075	47.132	1:51.207 (2)	70.57	0.169	12:07:17.709
5 -	1:04.433	46.912	1:51.345 (3)	70.48	0.307	12:09:09.054
6 -	1:04.841	46.870	1:51.711	70.25	0.673	12:11:00.765
7 -	1:04.372	46.666	1:51.038 (1)	70.67		12:12:51.803

P19 96 F2 J GALE / B GALE		Ireson KTM 790 - The Old Market Inn/4everTT				
IDEAL LAP TIME : 1:50.593		BEST LAP TIME : 1:51.160		DIFFERENCE : 0.567		
LAP	SECTOR 1	SECTOR 2	LAP TIME	MPH	DIFF	TIME OF DAY
1 -		48.550	2:03.032	63.78	11.872	12:01:42.079
2 -	1:03.463	47.697	1:51.160 (1)	70.60		12:03:33.239
3 -	1:04.888	47.130	1:52.018 (2)	70.06	0.858	12:05:25.257
4 -	1:06.284	47.358	1:53.642 (3)	69.05	2.482	12:07:18.899
5 -	1:04.393	51.539	1:55.932	67.69	4.772	12:09:14.831
6 -	1:06.249	47.979	1:54.228	68.70	3.068	12:11:09.059
7 -	1:06.306	47.668	1:53.974	68.85	2.814	12:13:03.033

P20 67 F1 JEFFREY / FIELD		Windle - MJP racing				
IDEAL LAP TIME : 1:50.569		BEST LAP TIME : 1:51.101		DIFFERENCE : 0.532		
LAP	SECTOR 1	SECTOR 2	LAP TIME	MPH	DIFF	TIME OF DAY
1 -		50.025	2:10.941	59.93	19.840	12:01:49.988
2 -	1:07.443	50.413	1:57.856	66.59	6.755	12:03:47.844
3 -	1:05.469	46.274	1:51.743 (3)	70.23	0.642	12:05:39.587
4 -	1:05.234	47.088	1:52.322	69.87	1.221	12:07:31.909
5 -	1:04.715	46.386	1:51.101 (1)	70.63		12:09:23.010
6 -	1:04.295	47.355	1:51.650 (2)	70.29	0.549	12:11:14.660
7 -	1:06.282	46.738	1:53.020	69.43	1.919	12:13:07.680

International Sidecar Revival 2022

RKB/BMCRC F1 & F2 Sidecars

RACE 5 - SECTOR ANALYSIS



SECTOR 1 = FL to I1, SECTOR 2 = I1 to FL, DIFF = Difference To Personal Best Lap, P = Crossed Finish Line in Pit Lane, D = Time Disallowed

P21 83 F2		BUCHANAN / EVANS		Lumley Ireson KAWASAKI - Bull Inn Racing		
IDEAL LAP TIME : 1:53.076		BEST LAP TIME : 1:53.076		DIFFERENCE : 0.000		
LAP	SECTOR 1	SECTOR 2	LAP TIME	MPH	DIFF	TIME OF DAY
1 -		48.632	2:04.878	62.84	11.802	12:01:43.925
2 -	1:06.513	48.479	1:54.992	68.24	1.916	12:03:38.917
3 -	1:06.206	48.571	1:54.777	68.37	1.701	12:05:33.694
4 -	1:05.825	48.105	1:53.930	68.88	0.854	12:07:27.624
5 -	1:05.730	48.054	1:53.784 (3)	68.97	0.708	12:09:21.408
6 -	1:05.357	47.719	1:53.076 (1)	69.40		12:11:14.484
7 -	1:05.382	47.913	1:53.295 (2)	69.27	0.219	12:13:07.779

P22 167 F2		PETTMAN / DAWKINS		Windle YAMAHA - Wesso Racing		
IDEAL LAP TIME : 1:56.144		BEST LAP TIME : 1:56.144		DIFFERENCE : 0.000		
LAP	SECTOR 1	SECTOR 2	LAP TIME	MPH	DIFF	TIME OF DAY
1 -		51.261	2:11.974	59.46	15.830	12:01:51.021
2 -	1:07.744	50.161	1:57.905	66.56	1.761	12:03:48.926
3 -	1:07.895	49.820	1:57.715	66.67	1.571	12:05:46.641
4 -	1:07.401	48.743	1:56.144 (1)	67.57		12:07:42.785
5 -	1:07.713	49.158	1:56.871	67.15	0.727	12:09:39.656
6 -	1:07.427	48.786	1:56.213 (2)	67.53	0.069	12:11:35.869
7 -	1:07.501	49.031	1:56.532 (3)	67.34	0.388	12:13:32.401

P23 911 F2		PHILLIPS / WALL		MRE - Apexx Flooring		
IDEAL LAP TIME : 1:58.477		BEST LAP TIME : 1:58.477		DIFFERENCE : 0.000		
LAP	SECTOR 1	SECTOR 2	LAP TIME	MPH	DIFF	TIME OF DAY
1 -		50.565	2:09.255	60.71	10.778	12:01:48.302
2 -	1:08.656	50.607	1:59.263 (3)	65.80	0.786	12:03:47.565
3 -	1:08.674	51.062	1:59.736	65.54	1.259	12:05:47.301
4 -	1:08.432	50.045	1:58.477 (1)	66.24		12:07:45.778
5 -	1:08.822	50.389	1:59.211 (2)	65.83	0.734	12:09:44.989
6 -	1:09.363	51.552	2:00.915	64.90	2.438	12:11:45.904

P24 19 F1		MACBRIDE / THOMPSON		LCR YAMAHA - Lifesafety Motorsport		
IDEAL LAP TIME : 2:00.670		BEST LAP TIME : 2:01.154		DIFFERENCE : 0.484		
LAP	SECTOR 1	SECTOR 2	LAP TIME	MPH	DIFF	TIME OF DAY
1 -		50.756	2:10.829	59.98	9.675	12:01:49.876
2 -	1:09.914	51.240	2:01.154 (1)	64.77		12:03:51.030
3 -	1:11.465	52.267	2:03.732 (3)	63.42	2.578	12:05:54.762
4 -	1:11.783	51.926	2:03.709 (2)	63.43	2.555	12:07:58.471
5 -	1:12.544	51.538	2:04.082	63.24	2.928	12:10:02.553
6 -	1:12.753	51.616	2:04.369	63.10	3.215	12:12:06.922

P25 17 F1		THOMAS / NIX		Ireson SUZUKI - Team Walters And Thomas Sidecar racing		
IDEAL LAP TIME : 1:46.036		BEST LAP TIME : 1:46.036		DIFFERENCE : 0.000		
LAP	SECTOR 1	SECTOR 2	LAP TIME	MPH	DIFF	TIME OF DAY
1 -		45.807	1:53.241	69.30	7.205	12:01:32.288
2 -	1:00.402	45.634	1:46.036 (1)	74.01		12:03:18.324
3 -	1:00.987	46.244	1:47.231 (2)	73.18	1.195	12:05:05.555
4 -	1:01.422	47.314	1:48.736 (3)	72.17	2.700	12:06:54.291
5 -	1:03.639	47.382	1:51.021	70.68	4.985	12:08:45.312

P26 11 F2		GILBERT / RESTALL		Shelbourne HONDA - West Ewell fencing		
IDEAL LAP TIME : 1:45.174		BEST LAP TIME : 1:45.174		DIFFERENCE : 0.000		
LAP	SECTOR 1	SECTOR 2	LAP TIME	MPH	DIFF	TIME OF DAY
1 -		44.829	1:51.921	70.12	6.747	12:01:30.968
2 -	1:00.730	44.444	1:45.174 (1)	74.61		12:03:16.142

International Sidecar Revival 2022

RKB/BMCRC F1 & F2 Sidecars

RACE 5 - BEST SECTORS

SECTOR 1			SECTOR 2			IDEAL / BEST COMPARISON						
POS	NO	NAME	TIME	NO	NAME	TIME	POS	NO	NAME	IDEAL	BEST	DIFF
									PERFECT LAP	1:41.156		
1	69	LAMBERT / JAVENS	58.203	87	FENWICK / KNAPTON	42.953	1	69	LAMBERT / JAVENS	1:41.351	1:41.351	0.000
2	118	GIBSON / GIBBONS	58.491	69	LAMBERT / JAVENS	43.148	2	87	FENWICK / KNAPTON	1:41.483	1:42.062	0.579
3	87	FENWICK / KNAPTON	58.530	118	GIBSON / GIBBONS	43.621	3	118	GIBSON / GIBBONS	1:42.112	1:42.386	0.274
4	117	POTTINGER / DODD	59.025	84	S LAIDLAW / J LAIDLAW	43.998	4	62	WRIGHT / BAILEY	1:43.421	1:43.421	0.000
5	62	WRIGHT / BAILEY	59.414	62	WRIGHT / BAILEY	44.007	5	117	POTTINGER / DODD	1:43.499	1:43.670	0.171
6	22	PEARSON / PARKER	1:00.302	11	GILBERT / RESTALL	44.444	6	84	S LAIDLAW / J LAIDLAW	1:44.517	1:44.596	0.079
7	17	THOMAS / NIX	1:00.402	117	POTTINGER / DODD	44.474	7	11	GILBERT / RESTALL	1:45.174	1:45.174	0.000
8	84	S LAIDLAW / J LAIDLAW	1:00.519	73	GOODIER / STONE	44.765	8	22	PEARSON / PARKER	1:45.239	1:45.342	0.103
9	73	GOODIER / STONE	1:00.685	37	MORPHET / REILLY	44.900	9	73	GOODIER / STONE	1:45.450	1:46.261	0.811
10	11	GILBERT / RESTALL	1:00.730	22	PEARSON / PARKER	44.937	10	37	MORPHET / REILLY	1:45.843	1:46.452	0.609
11	23	J SAUNDERS / STOKOE	1:00.765	61	FORREST / HILDIGE	44.986	11	28	KING / SIGSWORTH	1:45.956	1:46.086	0.130
12	37	MORPHET / REILLY	1:00.943	65	FAIERS / PLUCKROSE	44.993	12	17	THOMAS / NIX	1:46.036	1:46.036	0.000
13	28	KING / SIGSWORTH	1:00.944	28	KING / SIGSWORTH	45.012	13	23	J SAUNDERS / STOKOE	1:46.093	1:46.804	0.711
14	61	FORREST / HILDIGE	1:01.304	136	EDWARDS / STOREY	45.202	14	61	FORREST / HILDIGE	1:46.290	1:46.301	0.011
15	121	LAWRENCE / HUGHES	1:01.407	23	J SAUNDERS / STOKOE	45.328	15	136	EDWARDS / STOREY	1:47.060	1:47.530	0.470
16	136	EDWARDS / STOREY	1:01.858	17	THOMAS / NIX	45.634	16	121	LAWRENCE / HUGHES	1:47.110	1:47.835	0.725
17	65	FAIERS / PLUCKROSE	1:02.657	121	LAWRENCE / HUGHES	45.703	17	65	FAIERS / PLUCKROSE	1:47.650	1:47.895	0.245
18	38	MOSS / GEDDES	1:03.091	38	MOSS / GEDDES	45.962	18	38	MOSS / GEDDES	1:49.053	1:49.302	0.249
19	32	QUIRK / SCHOFIELD	1:03.248	67	JEFFREY / FIELD	46.274	19	32	QUIRK / SCHOFIELD	1:49.889	1:50.379	0.490
20	96	J GALE / B GALE	1:03.463	32	QUIRK / SCHOFIELD	46.641	20	67	JEFFREY / FIELD	1:50.569	1:51.101	0.532
21	58	L EASTELL / M EASTELL	1:04.075	58	L EASTELL / M EASTELL	46.666	21	96	J GALE / B GALE	1:50.593	1:51.160	0.567
22	67	JEFFREY / FIELD	1:04.295	96	J GALE / B GALE	47.130	22	58	L EASTELL / M EASTELL	1:50.741	1:51.038	0.297
23	83	BUCHANAN / EVANS	1:05.357	83	BUCHANAN / EVANS	47.719	23	83	BUCHANAN / EVANS	1:53.076	1:53.076	0.000
24	167	PETTMAN / DAWKINS	1:07.401	167	PETTMAN / DAWKINS	48.743	24	167	PETTMAN / DAWKINS	1:56.144	1:56.144	0.000
25	911	PHILLIPS / WALL	1:08.432	911	PHILLIPS / WALL	50.045	25	911	PHILLIPS / WALL	1:58.477	1:58.477	0.000
26	19	MACBRIDE / THOMPSON	1:09.914	19	MACBRIDE / THOMPSON	50.756	26	19	MACBRIDE / THOMPSON	2:00.670	2:01.154	0.484
27												

International Sidecar Revival 2022

RKB/BMCRC F1 & F2 Sidecars

RACE 5 - STATISTICS

Competitors Started 27
Planned Start 2022-08-07 @ 11:45:00.000
Actual Start 2022-08-07 @ 11:59:39.046
Finish Time 2022-08-07 @ 12:11:42.217
Track Length 2.1800mi.
Total Laps 173
Total Distance Covered 377.1432mi.

Session Fastest Lap History

NO	CL	NAME	LAP TIME	TIME OF DAY	LAP	VEHICLE
87	F2	FENWICK / KNAPTON	1:42.374	12:03:08.895	2	Shelbourne YAMAHA
69	F2	LAMBERT / JAVENS	1:42.041	12:03:10.153	2	LCR HONDA
69	F2	LAMBERT / JAVENS	1:41.351	12:04:51.505	3	LCR HONDA

Session Leader History

NO	CL	NAME	FROM LAP	LAPS LED	DISTANCE	VEHICLE
87	F2	FENWICK / KNAPTON	1	4	8.72 miles	Shelbourne YAMAHA
69	F2	LAMBERT / JAVENS	5	3	6.54 miles	LCR HONDA

Flag History

TYPE	TIME OF DAY
GREEN	11:59:39.046
FINISH	12:11:42.217

Flag Statistics

TYPE	COUNT	TOTAL LAPS	TOTAL TIME
Green	1	7	13:57.473
Red	0	0	0.000
Safety Car	0	0	0.000
FCY	0	0	0.000

International Sidecar Revival 2022

RKB/BMCRC F1 & F2 Sidecars

RACE 5 - STATISTICS

CLASS : F1

9 Starters

Fastest Lap History

NO	NAME	LAP TIME	TIME OF DAY	LAP	VEHICLE
62	WRIGHT / BAILEY	1:43.421	12:03:14.367	2	RYDE F998 YAMAHA

Leader History

NO	NAME	FROM LAP	LAPS LED	DISTANCE	VEHICLE
62	WRIGHT / BAILEY	1	7	15.26 miles	RYDE F998 YAMAHA

International Sidecar Revival 2022

RKB/BMCRC F1 & F2 Sidecars

RACE 5 - STATISTICS

CLASS : F2

18 Starters

Fastest Lap History

NO	NAME	LAP TIME	TIME OF DAY	LAP	VEHICLE
87	FENWICK / KNAPTON	1:42.374	12:03:08.895	2	Shelbourne YAMAHA
69	LAMBERT / JAVENS	1:42.041	12:03:10.153	2	LCR HONDA
69	LAMBERT / JAVENS	1:41.351	12:04:51.505	3	LCR HONDA

Leader History

NO	NAME	FROM LAP	LAPS LED	DISTANCE	VEHICLE
87	FENWICK / KNAPTON	1	4	8.72 miles	Shelbourne YAMAHA
69	LAMBERT / JAVENS	5	3	6.54 miles	LCR HONDA



International Sidecar Revival 2022

RKB/BMCRC F1 & F2 Sidecars

RACE 14 - GRID (7 Laps)

ROW 14		27	3	ILLMAN / SUMNER		
ROW 13		25	911	PHILLIPS / WALL	1:58.477	2:01.154
ROW 12		23	83	BUCHANAN / EVANS	1:53.076	1:56.144
ROW 11		21	67	JEFFREY / FIELD	1:51.101	1:51.160
ROW 10		19	32	QUIRK / SCHOFIELD	1:50.379	1:51.038
ROW 9		17	65	FAIERS / PLUCKROSE	1:47.895	1:49.302
ROW 8		15	136	EDWARDS / STOREY	1:47.530	1:47.835
ROW 7		13	37	MORPHET / REILLY	1:46.452	1:46.804
ROW 6		11	73	GOODIER / STONE	1:46.261	1:46.301
ROW 5		9	17	THOMAS / NIX	1:46.036	1:46.086
ROW 4		7	11	GILBERT / RESTALL	1:45.174	1:45.342
ROW 3		5	117	POTTINGER / DODD	1:43.670	1:44.596
ROW 2		3	118	GIBSON / GIBBONS	1:42.386	1:43.421
ROW 1		1	69	LAMBERT / HAYNES	1:42.062	
		2	87	FENWICK / KNAPTON		
Pole						

Cadwell Park: 2.1800 miles

These results are provisional until the conclusion of any judicial and technical matters.

Clerk Of Course :	Stewards :	Timekeeper : <i>Craig Smith</i>
-------------------	------------	------------------------------------

Results can be found at www.tsl-timing.com

Printed - 12:15 Sunday, 07 August 2022





International Sidecar Revival 2022

RKB/BMCRC F1 & F2 Sidecars

RACE 14 - CLASSIFICATION

POS	NO	CL	PIC NAME	ENTRY	LAPS	TIME	GAP	DIFF	MPH	BEST	ON
1	69	F2	1 LAMBERT / HAYNES	LCR HONDA - graham anne ward	7	12:06.402			75.62	1:42.280	4
2	117	F1	1 POTTINGER / DODD	LCR YAMAHA - GB Precision Eng/Opal Fabrication	7	12:09.795	3.393	3.393	75.27	1:42.411	5
3	87	F2	2 FENWICK / KNAPTON	Shelbourne YAMAHA -	7	12:10.317	3.915	0.522	75.22	1:42.273	4
4	84	F2	3 S LAIDLLOW / J LAIDLLOW	Shelbourne SUZUKI - Lfr	7	12:20.485	14.083	10.168	74.18	1:43.103	4
5	28	F2	4 KING / SIGSWORTH	Lumley Ireson - Townsend Motors	7	12:33.337	26.935	12.852	72.92	1:46.012	4
6	73	F2	5 GOODIER / STONE	LCR - Rowtec ltd	7	12:33.478	27.076	0.141	72.91	1:46.213	2
7	11	F2	6 GILBERT / RESTALL	Shelbourne HONDA - West Ewell fencing	7	12:40.394	33.992	6.916	72.24	1:45.985	4
8	23	F2	7 J SAUNDERS / STOKOE	Baker HONDA - Vacuum & Pressure Leeds	7	12:42.120	35.718	1.726	72.08	1:46.203	7
9	37	F2	8 MORPHET / REILLY	LCR SUZUKI -	7	12:42.562	36.160	0.442	72.04	1:45.941	4
10	61	F1	2 FORREST / HILDIGE	WRINN/TAYLOR YAMAHA - Tweedvale Motorcycles	7	12:59.297	52.895	16.735	70.49	1:48.813	2
11	65	F1	3 FAIERS / PLUCKROSE	Windle YAMAHA - AWracing ltd	7	13:00.632	54.230	1.335	70.37	1:47.831	7
12	58	F2	9 L EASTELL / M EASTELL	Shelbourne YAMAHA - Lee Eastell Engineering serv	7	13:02.373	55.971	1.741	70.21	1:48.623	7
13	32	F2	10 QUIRK / SCHOFIELD	Ireson SUZUKI -	7	13:03.985	57.583	1.612	70.07	1:48.778	7
14	136	F1	4 EDWARDS / STOREY	LCR SUZUKI - Economy Heating Services Ltd	7	13:17.312	1:10.910	13.327	68.90	1:48.385	2
15	96	F2	11 J GALE / B GALE	Ireson KTM 790 - The Old Market Inn/4everTT	7	13:29.352	1:22.950	12.040	67.87	1:53.001	4
16	67	F1	5 JEFFREY / FIELD	Windle - MJP racing	7	13:33.591	1:27.189	4.239	67.52	1:53.135	7
17	38	F2	12 MOSS / GEDDES	Shelbourne YAMAHA - LifeSafety Motorsport - Char	7	13:39.765	1:33.363	6.174	67.01	1:49.836	6
18	83	F2	13 BUCHANAN / EVANS	Lumley Ireson KAWASAKI - Bull Inn Racing	7	13:40.313	1:33.911	0.548	66.97	1:53.223	6
19	22	F2	14 PEARSON / PARKER	LCR SUZUKI -	6	12:13.791	1 Lap	1 Lap	64.17	1:59.158	3
20	911	F2	15 PHILLIPS / WALL	MRE - Apexx Flooring	6	12:41.308	1 Lap	27.517	61.85	2:00.633	6
21	19	F1	6 MACBRIDE / THOMPSON	LCR YAMAHA - Lifesafety Motorsport	6	12:41.699	1 Lap	0.391	61.82	2:03.095	2
22	3	F2	16 ILLMAN / SUMNER	Ireson SUZUKI -	6	12:58.953	1 Lap	17.254	60.45	2:05.632	4

NOT CLASSIFIED

DNF	118	F2	GIBSON / GIBBONS	CES SUZUKI - RVISA / ROWTEC	5	8:40.863	2 Laps	1 Lap	75.33	1:42.465	4
DNF	167	F2	PETTMAN / DAWKINS	Windle YAMAHA - Wesso Racing	1	2:16.698	6 Laps	4 Laps	57.41		
DNF	62	F1	WRIGHT / BAILEY	RYDE F998 YAMAHA - Stainless Steel Designs Ltd.	0						

FASTEST LAP

87	F2	FENWICK / KNAPTON	Shelbourne YAMAHA -	4	1:42.273	76.73 mph	123.49 kph
117	F1	POTTINGER / DODD	LCR YAMAHA - GB Precision Eng/Opal Fabrication	5	1:42.411	76.63 mph	123.32 kph

Class F2 - 92.5% of Race Speed = 69.94 mph

Class F1 - 92.5% of Race Speed = 69.62 mph

Weather / Track : Bright / Dry

These results are provisional until the conclusion of any judicial and technical matters.

Race Distance: 7 Laps / 15.26 miles
Cadwell Park: 2.1800 miles
Date: 07/08/2022 Start: 16:52 Finish: 17:04

Clerk Of Course :	Stewards :	Timekeeper : <i>Craig Smith</i>
-------------------	------------	------------------------------------

Results can be found at www.tsl-timing.com

Printed - 17:06 Sunday, 07 August 2022



International Sidecar Revival 2022

RKB/BMCRC F1 & F2 Sidecars

RACE 14 - LAP CHART

LAP 1 @ 16:54:20.963

NO	BEHIND	LAP TIME
69		1:48.465
118	0.676	1:49.141
87	1.031	1:49.496
117	1.158	1:49.623
84	2.537	1:51.002
28	3.770	1:52.235
73	5.044	1:53.509
61	7.651	1:56.116
23	8.400	1:56.865
37	8.931	1:57.396
136	9.406	1:57.871
65	11.696	2:00.161
11	11.968	2:00.433
58	12.778	2:01.243
38	13.673	2:02.138
32	16.162	2:04.627
67	18.256	2:06.721
96	19.872	2:08.337
22	19.987	2:08.452
911	25.242	2:13.707
19	26.672	2:15.137
83	26.999	2:15.464
167	28.233	2:16.698
3	29.793	2:18.258

LAP 2 @ 16:56:04.408

NO	BEHIND	LAP TIME
69		1:43.445
118	0.823	1:43.592
87	1.154	1:43.568
117	1.272	1:43.559
84	2.592	1:43.500
28	7.482	1:47.157
73	7.812	1:46.213
61	13.019	1:48.813
23	13.474	1:48.519
37	14.149	1:48.663
136	14.346	1:48.385
11	15.166	1:46.643
65	19.450	1:51.199
58	20.101	1:50.768
38	20.851	1:50.623
32	23.325	1:50.608
67	29.879	1:55.068
96	30.493	1:54.066
83	38.647	1:55.093
22	38.803	2:02.261
19	46.322	2:03.095
3	52.169	2:05.821
911	1:01.874	2:20.077

LAP 3 @ 16:57:47.322

NO	BEHIND	LAP TIME
69		1:42.914
118	0.721	1:42.812
117	0.976	1:42.618
87	1.845	1:43.605
84	3.619	1:43.941
28	11.079	1:46.511
73	11.467	1:46.569
23	18.276	1:47.716
11	19.004	1:46.752

61	20.208	1:50.103
37	20.779	1:49.544
136	22.526	1:51.094
65	27.360	1:50.824
58	28.009	1:50.822
38	28.729	1:50.792
32	30.669	1:50.258
96	41.298	1:53.719
67	42.968	1:56.003
83	49.351	1:53.618
22	55.047	1:59.158
19	1:09.229	2:05.821
3	1:16.113	2:06.858
911	1:21.776	2:02.816

LAP 4 @ 16:59:29.602

NO	BEHIND	LAP TIME
69		1:42.280
118	0.906	1:42.465
117	1.206	1:42.510
87	1.838	1:42.273
84	4.442	1:43.103
28	14.811	1:46.012
73	15.879	1:46.692
11	22.709	1:45.985
23	24.018	1:48.022
37	24.440	1:45.941
61	27.787	1:49.859
136	36.204	1:55.958
65	36.410	1:51.330
58	36.890	1:51.161
38	37.415	1:50.966
32	38.110	1:49.721
96	52.019	1:53.001
67	55.069	1:54.381
83	1:01.150	1:54.079
22	1:13.019	2:00.252
19	1:32.109	2:05.160
3	1:39.465	2:05.632
911	1:41.709	2:02.213

LAP 5 @ 17:01:11.957

NO	BEHIND	LAP TIME
69		1:42.355
117	1.262	1:42.411
118	1.404	1:42.853
87	1.795	1:42.312
84	5.880	1:43.793
28	18.996	1:46.540
73	19.891	1:46.367
11	26.479	1:46.125
23	29.180	1:47.517
37	29.345	1:47.260
61	36.031	1:50.599
65	43.648	1:49.593
58	44.805	1:50.270
38	45.535	1:50.475
32	46.598	1:50.843
136	47.710	1:53.861
96	1:02.908	1:53.244
67	1:06.785	1:54.071
83	1:12.786	1:53.991
22	1:32.145	2:01.481

LAP 6 @ 17:02:55.264

NO	BEHIND	LAP TIME
69		1:43.307
117	2.728	1:44.773
87	3.556	1:45.068
84	11.111	1:48.538
19	1 Lap	2:06.574
911	1 Lap	2:01.862
28	22.752	1:47.063
73	23.473	1:46.889
3	1 Lap	2:12.669
11	29.231	1:46.059
23	33.151	1:47.278
37	33.386	1:47.348
61	43.610	1:50.886
65	50.035	1:49.694
58	50.984	1:49.486
38	52.064	1:49.836
32	52.441	1:49.150
136	57.771	1:53.368
96	1:12.704	1:53.103
67	1:17.690	1:54.212
83	1:22.702	1:53.223

LAP 7 @ 17:04:38.900

NO	BEHIND	LAP TIME
69		1:43.636
117	3.393	1:44.301
87	3.915	1:43.995
22	1 Lap	2:02.187
84	14.083	1:46.608
28	26.935	1:47.819
73	27.076	1:47.239
11	33.992	1:48.397
911	1 Lap	2:00.633
19	1 Lap	2:05.912
23	35.718	1:46.203
37	36.160	1:46.410
3	1 Lap	2:09.715
61	52.895	1:52.921
65	54.230	1:47.831
58	55.971	1:48.623
32	57.583	1:48.778
136	1:10.910	1:56.775
96	1:22.950	1:53.882
67	1:27.189	1:53.135
38	1:33.363	2:24.935
83	1:33.911	1:54.845

International Sidecar Revival 2022

RKB/BMCRC F1 & F2 Sidecars

RACE 14 - SECTOR ANALYSIS



SECTOR 1 = FL to I1, SECTOR 2 = I1 to FL, DIFF = Difference To Personal Best Lap, P = Crossed Finish Line in Pit Lane, D = Time Disallowed

P1 69 F2		LAMBERT / HAYNES		LCR HONDA - graham anne ward		
IDEAL LAP TIME : 1:41.951		BEST LAP TIME : 1:42.280		DIFFERENCE : 0.329		
LAP	SECTOR 1	SECTOR 2	LAP TIME	MPH	DIFF	TIME OF DAY
1 -		44.408	1:48.465	72.35	6.185	16:54:20.963
2 -	59.362	44.083	1:43.445	75.86	1.165	16:56:04.408
3 -	58.994	43.920	1:42.914 (3)	76.25	0.634	16:57:47.322
4 -	58.967	43.313	1:42.280 (1)	76.73		16:59:29.602
5 -	58.638	43.717	1:42.355 (2)	76.67	0.075	17:01:11.957
6 -	59.592	43.715	1:43.307	75.96	1.027	17:02:55.264
7 -	59.265	44.371	1:43.636	75.72	1.356	17:04:38.900

P2 117 F1		POTTINGER / DODD		LCR YAMAHA - GB Precision Eng/Opal Fabrication		
IDEAL LAP TIME : 1:41.976		BEST LAP TIME : 1:42.411		DIFFERENCE : 0.435		
LAP	SECTOR 1	SECTOR 2	LAP TIME	MPH	DIFF	TIME OF DAY
1 -		44.316	1:49.623	71.59	7.212	16:54:22.121
2 -	59.382	44.177	1:43.559	75.78	1.148	16:56:05.680
3 -	58.882	43.736	1:42.618 (3)	76.47	0.207	16:57:48.298
4 -	58.792	43.718	1:42.510 (2)	76.55	0.099	16:59:30.808
5 -	58.671	43.740	1:42.411 (1)	76.63		17:01:13.219
6 -	1:01.468	43.305	1:44.773	74.90	2.362	17:02:57.992
7 -	59.748	44.553	1:44.301	75.24	1.890	17:04:42.293

P3 87 F2		FENWICK / KNAPTON		Shelbourne YAMAHA -		
IDEAL LAP TIME : 1:42.179		BEST LAP TIME : 1:42.273		DIFFERENCE : 0.094		
LAP	SECTOR 1	SECTOR 2	LAP TIME	MPH	DIFF	TIME OF DAY
1 -		44.345	1:49.496	71.67	7.223	16:54:21.994
2 -	59.094	44.474	1:43.568 (3)	75.77	1.295	16:56:05.562
3 -	59.752	43.853	1:43.605	75.74	1.332	16:57:49.167
4 -	58.690	43.583	1:42.273 (1)	76.73		16:59:31.440
5 -	58.823	43.489	1:42.312 (2)	76.70	0.039	17:01:13.752
6 -	1:01.482	43.586	1:45.068	74.69	2.795	17:02:58.820
7 -	59.352	44.643	1:43.995	75.46	1.722	17:04:42.815

P4 84 F2		S LAIDLAW / J LAIDLAW		Shelbourne SUZUKI - Lfr		
IDEAL LAP TIME : 1:43.070		BEST LAP TIME : 1:43.103		DIFFERENCE : 0.033		
LAP	SECTOR 1	SECTOR 2	LAP TIME	MPH	DIFF	TIME OF DAY
1 -		44.520	1:51.002	70.70	7.899	16:54:23.500
2 -	59.864	43.636	1:43.500 (2)	75.82	0.397	16:56:07.000
3 -	59.642	44.299	1:43.941	75.50	0.838	16:57:50.941
4 -	59.675	43.428	1:43.103 (1)	76.11		16:59:34.044
5 -	1:00.126	43.667	1:43.793 (3)	75.61	0.690	17:01:17.837
6 -	1:03.092	45.446	1:48.538	72.30	5.435	17:03:06.375
7 -	1:00.984	45.624	1:46.608	73.61	3.505	17:04:52.983

P5 28 F2		KING / SIGSWORTH		Lumley Ireson - Townsend Motors		
IDEAL LAP TIME : 1:45.404		BEST LAP TIME : 1:46.012		DIFFERENCE : 0.608		
LAP	SECTOR 1	SECTOR 2	LAP TIME	MPH	DIFF	TIME OF DAY
1 -		44.549	1:52.235	69.92	6.223	16:54:24.733
2 -	1:01.566	45.591	1:47.157	73.23	1.145	16:56:11.890
3 -	1:01.141	45.370	1:46.511 (2)	73.68	0.499	16:57:58.401
4 -	1:00.855	45.157	1:46.012 (1)	74.02		16:59:44.413
5 -	1:00.897	45.643	1:46.540 (3)	73.66	0.528	17:01:30.953
6 -	1:00.964	46.099	1:47.063	73.30	1.051	17:03:18.016
7 -	1:02.064	45.755	1:47.819	72.78	1.807	17:05:05.835

International Sidecar Revival 2022

RKB/BMCRC F1 & F2 Sidecars

RACE 14 - SECTOR ANALYSIS



SECTOR 1 = FL to I1, SECTOR 2 = I1 to FL, DIFF = Difference To Personal Best Lap, P = Crossed Finish Line in Pit Lane, D = Time Disallowed

P6 73 F2		GOODIER / STONE		LCR - Rowtec Ltd		
IDEAL LAP TIME : 1:45.438		BEST LAP TIME : 1:46.213		DIFFERENCE : 0.775		
LAP	SECTOR 1	SECTOR 2	LAP TIME	MPH	DIFF	TIME OF DAY
1 -		44.944	1:53.509	69.13	7.296	16:54:26.007
2 -	1:00.825	45.388	1:46.213 (1)	73.88		16:56:12.220
3 -	1:01.866	44.703	1:46.569 (3)	73.64	0.356	16:57:58.789
4 -	1:01.284	45.408	1:46.692	73.55	0.479	16:59:45.481
5 -	1:01.754	44.613	1:46.367 (2)	73.78	0.154	17:01:31.848
6 -	1:00.923	45.966	1:46.889	73.42	0.676	17:03:18.737
7 -	1:02.430	44.809	1:47.239	73.18	1.026	17:05:05.976

P7 11 F2		GILBERT / RESTALL		Shelbourne HONDA - West Ewell fencing		
IDEAL LAP TIME : 1:45.371		BEST LAP TIME : 1:45.985		DIFFERENCE : 0.614		
LAP	SECTOR 1	SECTOR 2	LAP TIME	MPH	DIFF	TIME OF DAY
1 -		45.860	2:00.433	65.16	14.448	16:54:32.931
2 -	1:01.067	45.576	1:46.643	73.59	0.658	16:56:19.574
3 -	1:01.882	44.870	1:46.752	73.51	0.767	16:58:06.326
4 -	1:00.710	45.275	1:45.985 (1)	74.04		16:59:52.311
5 -	1:00.501	45.624	1:46.125 (3)	73.95	0.140	17:01:38.436
6 -	1:00.665	45.394	1:46.059 (2)	73.99	0.074	17:03:24.495
7 -	1:01.439	46.958	1:48.397	72.40	2.412	17:05:12.892

P8 23 F2		J SAUNDERS / STOKOE		Baker HONDA - Vacuum & Pressure Leads		
IDEAL LAP TIME : 1:46.203		BEST LAP TIME : 1:46.203		DIFFERENCE : 0.000		
LAP	SECTOR 1	SECTOR 2	LAP TIME	MPH	DIFF	TIME OF DAY
1 -		45.813	1:56.865	67.15	10.662	16:54:29.363
2 -	1:02.518	46.001	1:48.519	72.31	2.316	16:56:17.882
3 -	1:01.980	45.736	1:47.716	72.85	1.513	16:58:05.598
4 -	1:01.873	46.149	1:48.022	72.65	1.819	16:59:53.620
5 -	1:01.747	45.770	1:47.517 (3)	72.99	1.314	17:01:41.137
6 -	1:01.471	45.807	1:47.278 (2)	73.15	1.075	17:03:28.415
7 -	1:01.256	44.947	1:46.203 (1)	73.89		17:05:14.618

P9 37 F2		MORPHET / REILLY		LCR SUZUKI -		
IDEAL LAP TIME : 1:45.941		BEST LAP TIME : 1:45.941		DIFFERENCE : 0.000		
LAP	SECTOR 1	SECTOR 2	LAP TIME	MPH	DIFF	TIME OF DAY
1 -		46.047	1:57.396	66.85	11.455	16:54:29.894
2 -	1:02.261	46.402	1:48.663	72.22	2.722	16:56:18.557
3 -	1:03.581	45.963	1:49.544	71.64	3.603	16:58:08.101
4 -	1:01.201	44.740	1:45.941 (1)	74.07		16:59:54.042
5 -	1:01.541	45.719	1:47.260 (3)	73.16	1.319	17:01:41.302
6 -	1:01.602	45.746	1:47.348	73.10	1.407	17:03:28.650
7 -	1:01.365	45.045	1:46.410 (2)	73.75	0.469	17:05:15.060

P10 61 F1		FORREST / HILDIGE		WRINN/TAYLOR YAMAHA - Tweedvale Motorcycles		
IDEAL LAP TIME : 1:48.401		BEST LAP TIME : 1:48.813		DIFFERENCE : 0.412		
LAP	SECTOR 1	SECTOR 2	LAP TIME	MPH	DIFF	TIME OF DAY
1 -		45.493	1:56.116	67.58	7.303	16:54:28.614
2 -	1:02.908	45.905	1:48.813 (1)	72.12		16:56:17.427
3 -	1:04.501	45.602	1:50.103 (3)	71.27	1.290	16:58:07.530
4 -	1:03.796	46.063	1:49.859 (2)	71.43	1.046	16:59:57.389
5 -	1:04.369	46.230	1:50.599	70.95	1.786	17:01:47.988
6 -	1:04.407	46.479	1:50.886	70.77	2.073	17:03:38.874
7 -	1:06.350	46.571	1:52.921	69.50	4.108	17:05:31.795

International Sidecar Revival 2022

RKB/BMCRC F1 & F2 Sidecars

RACE 14 - SECTOR ANALYSIS



SECTOR 1 = FL to I1, SECTOR 2 = I1 to FL, DIFF = Difference To Personal Best Lap, P = Crossed Finish Line in Pit Lane, D = Time Disallowed

P11 65 F1 FAIERS / PLUCKROSE		Windle YAMAHA - AWracing ltd				
IDEAL LAP TIME : 1:47.831		BEST LAP TIME : 1:47.831		DIFFERENCE : 0.000		
LAP	SECTOR 1	SECTOR 2	LAP TIME	MPH	DIFF	TIME OF DAY
1 -		45.960	2:00.161	65.31	12.330	16:54:32.659
2 -	1:04.717	46.482	1:51.199	70.57	3.368	16:56:23.858
3 -	1:04.675	46.149	1:50.824	70.81	2.993	16:58:14.682
4 -	1:04.021	47.309	1:51.330	70.49	3.499	17:00:06.012
5 -	1:03.622	45.971	1:49.593 (2)	71.61	1.762	17:01:55.605
6 -	1:03.753	45.941	1:49.694 (3)	71.54	1.863	17:03:45.299
7 -	1:02.675	45.156	1:47.831 (1)	72.78		17:05:33.130

P12 58 F2 L EASTELL / M EASTELL		Shelbourne YAMAHA - Lee Eastell Engineering services ltd				
IDEAL LAP TIME : 1:48.623		BEST LAP TIME : 1:48.623		DIFFERENCE : 0.000		
LAP	SECTOR 1	SECTOR 2	LAP TIME	MPH	DIFF	TIME OF DAY
1 -		46.359	2:01.243	64.72	12.620	16:54:33.741
2 -	1:03.982	46.786	1:50.768	70.85	2.145	16:56:24.509
3 -	1:04.407	46.415	1:50.822	70.81	2.199	16:58:15.331
4 -	1:03.842	47.319	1:51.161	70.60	2.538	17:00:06.492
5 -	1:03.485	46.785	1:50.270 (3)	71.17	1.647	17:01:56.762
6 -	1:03.109	46.377	1:49.486 (2)	71.68	0.863	17:03:46.248
7 -	1:02.522	46.101	1:48.623 (1)	72.25		17:05:34.871

P13 32 F2 QUIRK / SCHOFIELD		Ireson SUZUKI -				
IDEAL LAP TIME : 1:48.778		BEST LAP TIME : 1:48.778		DIFFERENCE : 0.000		
LAP	SECTOR 1	SECTOR 2	LAP TIME	MPH	DIFF	TIME OF DAY
1 -		47.455	2:04.627	62.97	15.849	16:54:37.125
2 -	1:04.054	46.554	1:50.608	70.95	1.830	16:56:27.733
3 -	1:03.284	46.974	1:50.258	71.17	1.480	16:58:17.991
4 -	1:02.862	46.859	1:49.721 (3)	71.52	0.943	17:00:07.712
5 -	1:03.616	47.227	1:50.843	70.80	2.065	17:01:58.555
6 -	1:02.645	46.505	1:49.150 (2)	71.90	0.372	17:03:47.705
7 -	1:02.494	46.284	1:48.778 (1)	72.14		17:05:36.483

P14 136 F1 EDWARDS / STOREY		LCR SUZUKI - Economy Heating Services Ltd				
IDEAL LAP TIME : 1:48.385		BEST LAP TIME : 1:48.385		DIFFERENCE : 0.000		
LAP	SECTOR 1	SECTOR 2	LAP TIME	MPH	DIFF	TIME OF DAY
1 -		46.037	1:57.871	66.58	9.486	16:54:30.369
2 -	1:02.471	45.914	1:48.385 (1)	72.40		16:56:18.754
3 -	1:03.977	47.117	1:51.094 (2)	70.64	2.709	16:58:09.848
4 -	1:07.856	48.102	1:55.958	67.68	7.573	17:00:05.806
5 -	1:07.099	46.762	1:53.861	68.92	5.476	17:01:59.667
6 -	1:06.299	47.069	1:53.368 (3)	69.22	4.983	17:03:53.035
7 -	1:07.797	48.978	1:56.775	67.20	8.390	17:05:49.810

P15 96 F2 J GALE / B GALE		Ireson KTM 790 - The Old Market Inn/4everTT				
IDEAL LAP TIME : 1:52.494		BEST LAP TIME : 1:53.001		DIFFERENCE : 0.507		
LAP	SECTOR 1	SECTOR 2	LAP TIME	MPH	DIFF	TIME OF DAY
1 -		48.329	2:08.337	61.15	15.336	16:54:40.835
2 -	1:05.578	48.488	1:54.066	68.80	1.065	16:56:34.901
3 -	1:05.712	48.007	1:53.719	69.01	0.718	16:58:28.620
4 -	1:06.085	46.916	1:53.001 (1)	69.45		17:00:21.621
5 -	1:05.979	47.265	1:53.244 (3)	69.30	0.243	17:02:14.865
6 -	1:05.943	47.160	1:53.103 (2)	69.38	0.102	17:04:07.968
7 -	1:05.636	48.246	1:53.882	68.91	0.881	17:06:01.850

International Sidecar Revival 2022

RKB/BMCRC F1 & F2 Sidecars

RACE 14 - SECTOR ANALYSIS



SECTOR 1 = FL to I1, SECTOR 2 = I1 to FL, DIFF = Difference To Personal Best Lap, P = Crossed Finish Line in Pit Lane, D = Time Disallowed

P16 67 F1		JEFFREY / FIELD		Windle - MJP racing		
IDEAL LAP TIME : 1:52.693		BEST LAP TIME : 1:53.135		DIFFERENCE : 0.442		
LAP	SECTOR 1	SECTOR 2	LAP TIME	MPH	DIFF	TIME OF DAY
1 -		47.627	2:06.721	61.93	13.586	16:54:39.219
2 -	1:06.294	48.774	1:55.068	68.20	1.933	16:56:34.287
3 -	1:07.707	48.296	1:56.003	67.65	2.868	16:58:30.290
4 -	1:06.969	47.412	1:54.381	68.61	1.246	17:00:24.671
5 -	1:06.827	47.244	1:54.071 (2)	68.79	0.936	17:02:18.742
6 -	1:06.795	47.417	1:54.212 (3)	68.71	1.077	17:04:12.954
7 -	1:05.449	47.686	1:53.135 (1)	69.36		17:06:06.089

P17 38 F2		MOSS / GEDDES		Shelbourne YAMAHA - LifeSafety Motorsport - CharlieMossRac		
IDEAL LAP TIME : 1:49.630		BEST LAP TIME : 1:49.836		DIFFERENCE : 0.206		
LAP	SECTOR 1	SECTOR 2	LAP TIME	MPH	DIFF	TIME OF DAY
1 -		46.706	2:02.138	64.25	12.302	16:54:34.636
2 -	1:03.647	46.976	1:50.623 (3)	70.94	0.787	16:56:25.259
3 -	1:03.981	46.811	1:50.792	70.83	0.956	16:58:16.051
4 -	1:03.536	47.430	1:50.966	70.72	1.130	17:00:07.017
5 -	1:03.412	47.063	1:50.475 (2)	71.03	0.639	17:01:57.492
6 -	1:02.924	46.912	1:49.836 (1)	71.45		17:03:47.328
7 -	1:06.811	1:18.124	2:24.935	54.14	35.099	17:06:12.263

P18 83 F2		BUCHANAN / EVANS		Lumley Ireson KAWASAKI - Bull Inn Racing		
IDEAL LAP TIME : 1:52.848		BEST LAP TIME : 1:53.223		DIFFERENCE : 0.375		
LAP	SECTOR 1	SECTOR 2	LAP TIME	MPH	DIFF	TIME OF DAY
1 -		51.389	2:15.464	57.93	22.241	16:54:47.962
2 -	1:06.628	48.465	1:55.093	68.18	1.870	16:56:43.055
3 -	1:05.009	48.609	1:53.618 (2)	69.07	0.395	16:58:36.673
4 -	1:05.220	48.859	1:54.079	68.79	0.856	17:00:30.752
5 -	1:05.611	48.380	1:53.991 (3)	68.84	0.768	17:02:24.743
6 -	1:05.384	47.839	1:53.223 (1)	69.31		17:04:17.966
7 -	1:06.376	48.469	1:54.845	68.33	1.622	17:06:12.811

P19 22 F2		PEARSON / PARKER		LCR SUZUKI -		
IDEAL LAP TIME : 1:59.158		BEST LAP TIME : 1:59.158		DIFFERENCE : 0.000		
LAP	SECTOR 1	SECTOR 2	LAP TIME	MPH	DIFF	TIME OF DAY
1 -		50.052	2:08.452	61.09	9.294	16:54:40.950
2 -	1:11.900	50.361	2:02.261	64.19	3.103	16:56:43.211
3 -	1:09.609	49.549	1:59.158 (1)	65.86		16:58:42.369
4 -	1:10.569	49.683	2:00.252 (2)	65.26	1.094	17:00:42.621
5 -	1:11.279	50.202	2:01.481 (3)	64.60	2.323	17:02:44.102
6 -	1:11.523	50.664	2:02.187	64.22	3.029	17:04:46.289

P20 911 F2		PHILLIPS / WALL		MRE - Apexx Flooring		
IDEAL LAP TIME : 2:00.128		BEST LAP TIME : 2:00.633		DIFFERENCE : 0.505		
LAP	SECTOR 1	SECTOR 2	LAP TIME	MPH	DIFF	TIME OF DAY
1 -		52.576	2:13.707	58.69	13.074	16:54:46.205
2 -	1:27.343	52.734	2:20.077	56.02	19.444	16:57:06.282
3 -	1:11.700	51.116	2:02.816	63.90	2.183	16:59:09.098
4 -	1:11.126	51.087	2:02.213 (3)	64.21	1.580	17:01:11.311
5 -	1:10.834	51.028	2:01.862 (2)	64.40	1.229	17:03:13.173
6 -	1:09.100	51.533	2:00.633 (1)	65.05		17:05:13.806

International Sidecar Revival 2022

RKB/BMCRC F1 & F2 Sidecars

RACE 14 - SECTOR ANALYSIS



SECTOR 1 = FL to I1, SECTOR 2 = I1 to FL, DIFF = Difference To Personal Best Lap, P = Crossed Finish Line in Pit Lane, D = Time Disallowed

P21 19 F1		MACBRIDE / THOMPSON		LCR YAMAHA - Lifesafety Motorsport		
IDEAL LAP TIME : 2:03.095		BEST LAP TIME : 2:03.095		DIFFERENCE : 0.000		
LAP	SECTOR 1	SECTOR 2	LAP TIME	MPH	DIFF	TIME OF DAY
1 -		53.674	2:15.137	58.07	12.042	16:54:47.635
2 -	1:11.431	51.664	2:03.095 (1)	63.75		16:56:50.730
3 -	1:13.668	52.153	2:05.821 (3)	62.37	2.726	16:58:56.551
4 -	1:13.021	52.139	2:05.160 (2)	62.70	2.065	17:01:01.711
5 -	1:13.202	53.372	2:06.574	62.00	3.479	17:03:08.285
6 -	1:12.573	53.339	2:05.912	62.32	2.817	17:05:14.197

P22 3 F2		ILLMAN / SUMNER		Ireson SUZUKI -		
IDEAL LAP TIME : 2:04.951		BEST LAP TIME : 2:05.632		DIFFERENCE : 0.681		
LAP	SECTOR 1	SECTOR 2	LAP TIME	MPH	DIFF	TIME OF DAY
1 -		52.399	2:18.258	56.76	12.626	16:54:50.756
2 -	1:13.625	52.196	2:05.821 (2)	62.37	0.189	16:56:56.577
3 -	1:15.532	51.326	2:06.858 (3)	61.86	1.226	16:59:03.435
4 -	1:14.181	51.451	2:05.632 (1)	62.46		17:01:09.067
5 -	1:18.433	54.236	2:12.669	59.15	7.037	17:03:21.736
6 -	1:18.112	51.603	2:09.715	60.50	4.083	17:05:31.451

P23 118 F2		GIBSON / GIBBONS		CES SUZUKI - RVISA / ROWTEC		
IDEAL LAP TIME : 1:42.274		BEST LAP TIME : 1:42.465		DIFFERENCE : 0.191		
LAP	SECTOR 1	SECTOR 2	LAP TIME	MPH	DIFF	TIME OF DAY
1 -		44.409	1:49.141	71.90	6.676	16:54:21.639
2 -	59.017	44.575	1:43.592	75.75	1.127	16:56:05.231
3 -	58.493	44.319	1:42.812 (2)	76.33	0.347	16:57:48.043
4 -	58.603	43.862	1:42.465 (1)	76.59		16:59:30.508
5 -	58.412	44.441	1:42.853 (3)	76.30	0.388	17:01:13.361

P24 167 F2		PETTMAN / DAWKINS		Windle YAMAHA - Wesso Racing		
IDEAL LAP TIME : 2:06.789		BEST LAP TIME :		DIFFERENCE :		
LAP	SECTOR 1	SECTOR 2	LAP TIME	MPH	DIFF	TIME OF DAY
1 -		54.294	2:16.698	57.41		16:54:49.196

International Sidecar Revival 2022

RKB/BMCRC F1 & F2 Sidecars

RACE 14 - BEST SECTORS

SECTOR 1			SECTOR 2			IDEAL / BEST COMPARISON						
POS	NO	NAME	TIME	NO	NAME	TIME	POS	NO	NAME	IDEAL	BEST	DIFF
									PERFECT LAP	1:41.717		
1	118	GIBSON / GIBBONS	58.412	117	POTTINGER / DODD	43.305	1	69	LAMBERT / HAYNES	1:41.951	1:42.280	0.329
2	69	LAMBERT / HAYNES	58.638	69	LAMBERT / HAYNES	43.313	2	117	POTTINGER / DODD	1:41.976	1:42.411	0.435
3	117	POTTINGER / DODD	58.671	84	S LAIDLLOW / J LAIDLLOW	43.428	3	87	FENWICK / KNAPTON	1:42.179	1:42.273	0.094
4	87	FENWICK / KNAPTON	58.690	87	FENWICK / KNAPTON	43.489	4	118	GIBSON / GIBBONS	1:42.274	1:42.465	0.191
5	84	S LAIDLLOW / J LAIDLLOW	59.642	118	GIBSON / GIBBONS	43.862	5	84	S LAIDLLOW / J LAIDLLOW	1:43.070	1:43.103	0.033
6	11	GILBERT / RESTALL	1:00.501	28	KING / SIGSWORTH	44.549	6	11	GILBERT / RESTALL	1:45.371	1:45.985	0.614
7	73	GOODIER / STONE	1:00.825	73	GOODIER / STONE	44.613	7	28	KING / SIGSWORTH	1:45.404	1:46.012	0.608
8	28	KING / SIGSWORTH	1:00.855	37	MORPHET / REILLY	44.740	8	73	GOODIER / STONE	1:45.438	1:46.213	0.775
9	37	MORPHET / REILLY	1:01.201	11	GILBERT / RESTALL	44.870	9	37	MORPHET / REILLY	1:45.941	1:45.941	0.000
10	23	J SAUNDERS / STOKOE	1:01.256	23	J SAUNDERS / STOKOE	44.947	10	23	J SAUNDERS / STOKOE	1:46.203	1:46.203	0.000
11	136	EDWARDS / STOREY	1:02.471	65	FAIERS / PLUCKROSE	45.156	11	65	FAIERS / PLUCKROSE	1:47.831	1:47.831	0.000
12	32	QUIRK / SCHOFIELD	1:02.494	61	FORREST / HILDIGE	45.493	12	136	EDWARDS / STOREY	1:48.385	1:48.385	0.000
13	58	L EASTELL / M EASTELL	1:02.522	136	EDWARDS / STOREY	45.914	13	61	FORREST / HILDIGE	1:48.401	1:48.813	0.412
14	65	FAIERS / PLUCKROSE	1:02.675	58	L EASTELL / M EASTELL	46.101	14	58	L EASTELL / M EASTELL	1:48.623	1:48.623	0.000
15	61	FORREST / HILDIGE	1:02.908	32	QUIRK / SCHOFIELD	46.284	15	32	QUIRK / SCHOFIELD	1:48.778	1:48.778	0.000
16	38	MOSS / GEDDES	1:02.924	38	MOSS / GEDDES	46.706	16	38	MOSS / GEDDES	1:49.630	1:49.836	0.206
17	83	BUCHANAN / EVANS	1:05.009	96	J GALE / B GALE	46.916	17	96	J GALE / B GALE	1:52.494	1:53.001	0.507
18	67	JEFFREY / FIELD	1:05.449	67	JEFFREY / FIELD	47.244	18	67	JEFFREY / FIELD	1:52.693	1:53.135	0.442
19	96	J GALE / B GALE	1:05.578	83	BUCHANAN / EVANS	47.839	19	83	BUCHANAN / EVANS	1:52.848	1:53.223	0.375
20	911	PHILLIPS / WALL	1:09.100	22	PEARSON / PARKER	49.549	20	22	PEARSON / PARKER	1:59.158	1:59.158	0.000
21	22	PEARSON / PARKER	1:09.609	911	PHILLIPS / WALL	51.028	21	911	PHILLIPS / WALL	2:00.128	2:00.633	0.505
22	19	MACBRIDE / THOMPSON	1:11.431	3	ILLMAN / SUMNER	51.326	22	19	MACBRIDE / THOMPSON	2:03.095	2:03.095	0.000
23	167	PETTMAN / DAWKINS	1:12.495	19	MACBRIDE / THOMPSON	51.664	23	3	ILLMAN / SUMNER	2:04.951	2:05.632	0.681
24	3	ILLMAN / SUMNER	1:13.625	167	PETTMAN / DAWKINS	54.294	24	167	PETTMAN / DAWKINS	2:06.789		

International Sidecar Revival 2022

RKB/BMCRC F1 & F2 Sidecars

RACE 14 - STATISTICS

Competitors Started 25
Planned Start 2022-08-07 @ 16:50:00.000
Actual Start 2022-08-07 @ 16:52:32.497
Finish Time 2022-08-07 @ 17:04:38.899
Track Length 2.1800mi.
Total Laps 156
Total Distance Covered 340.0829mi.

Session Fastest Lap History

NO	CL	NAME	LAP TIME	TIME OF DAY	LAP	VEHICLE
69	F2	LAMBERT / HAYNES	1:43.445	16:56:04.426	2	LCR HONDA
69	F2	LAMBERT / HAYNES	1:42.914	16:57:47.339	3	LCR HONDA
118	F2	GIBSON / GIBBONS	1:42.812	16:57:48.085	3	CES SUZUKI
117	F1	POTTINGER / DODD	1:42.618	16:57:48.316	3	LCR YAMAHA
69	F2	LAMBERT / HAYNES	1:42.280	16:59:29.619	4	LCR HONDA
87	F2	FENWICK / KNAPTON	1:42.273	16:59:31.471	4	Shelbourne YAMAHA

Session Leader History

NO	CL	NAME	FROM LAP	LAPS LED	DISTANCE	VEHICLE
69	F2	LAMBERT / HAYNES	1	7	15.26 miles	LCR HONDA

Flag History

TYPE	TIME OF DAY
GREEN	16:52:32.497
FINISH	17:04:38.899

Flag Statistics

TYPE	COUNT	TOTAL LAPS	TOTAL TIME
Green	1	7	13:59.384
Red	0	0	0.000
Safety Car	0	0	0.000
FCY	0	0	0.000

International Sidecar Revival 2022

RKB/BMCRC F1 & F2 Sidecars

RACE 14 - STATISTICS

CLASS : F1

7 Starters

Fastest Lap History

NO	NAME	LAP TIME	TIME OF DAY	LAP	VEHICLE
117	POTTINGER / DODD	1:43.559	16:56:05.640	2	LCR YAMAHA
117	POTTINGER / DODD	1:42.618	16:57:48.316	3	LCR YAMAHA
117	POTTINGER / DODD	1:42.510	16:59:30.827	4	LCR YAMAHA
117	POTTINGER / DODD	1:42.411	17:01:13.238	5	LCR YAMAHA

Leader History

NO	NAME	FROM LAP	LAPS LED	DISTANCE	VEHICLE
117	POTTINGER / DODD	1	7	15.26 miles	LCR YAMAHA

International Sidecar Revival 2022

RKB/BMCRC F1 & F2 Sidecars

RACE 14 - STATISTICS

CLASS : F2

18 Starters

Fastest Lap History

NO	NAME	LAP TIME	TIME OF DAY	LAP	VEHICLE
69	LAMBERT / HAYNES	1:43.445	16:56:04.426	2	LCR HONDA
69	LAMBERT / HAYNES	1:42.914	16:57:47.339	3	LCR HONDA
118	GIBSON / GIBBONS	1:42.812	16:57:48.085	3	CES SUZUKI
69	LAMBERT / HAYNES	1:42.280	16:59:29.619	4	LCR HONDA
87	FENWICK / KNAPTON	1:42.273	16:59:31.471	4	Shelbourne YAMAHA

Leader History

NO	NAME	FROM LAP	LAPS LED	DISTANCE	VEHICLE
69	LAMBERT / HAYNES	1	7	15.26 miles	LCR HONDA



DFDS

DFDS YAMAHA PAST MASTERS



International Sidecar Festival 2022

Cadwell Park

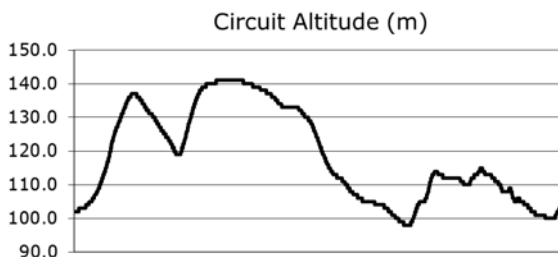
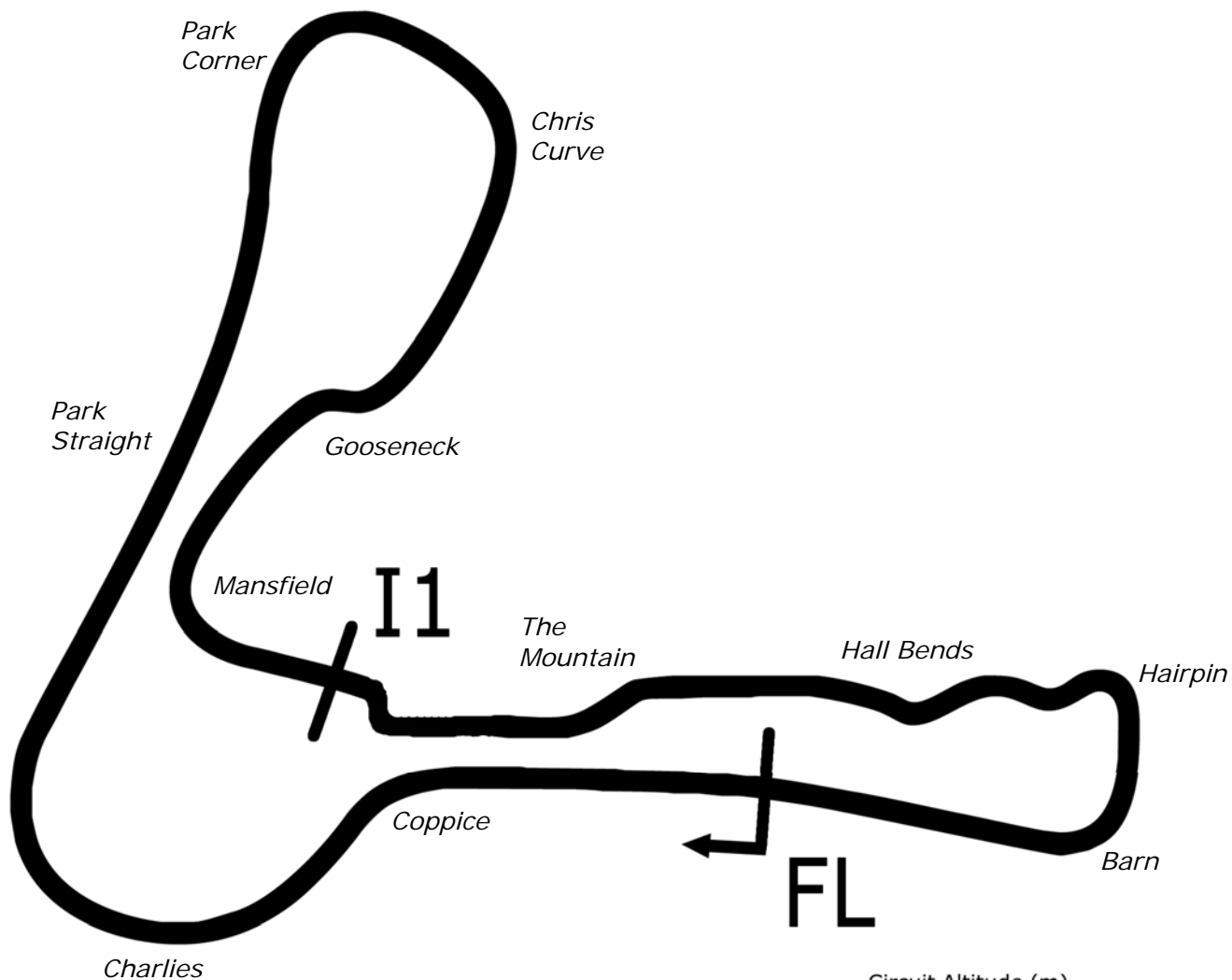
6th / 7th August 2022



Timing & Results Provided by Timing Solutions Ltd

www.tsl-timing.com

Cadwell Park



Length	2.1800 miles	3508.4 m	
FL		53.31024 N	0.05940 W
I1	2330m	53.30708 N	0.06270 W
Pit Entry	3472m	53.31103 N	0.05889 W
Pit Exit	0m after FL	53.31030 N	0.05940 W
Pit Entry-Pit Exit 92m, 6.6s @50kph, 5.5s @60kph			

All results available at www.tsl-timing.com

International Sidecar Revival 2022
DFDS Yamaha Past Masters
QUALIFYING - CLASSIFICATION

POS	NO	CL	PIC NAME	ENTRY	TIME	ON	LAPS	GAP	DIFF	MPH
1	51		1 Kevin WHOLEY	Yamaha TZR - Twistgrip Motorcycles	1:43.430	7	7			75.87
2	19		2 Peter BRANTON	Yamaha TZR 250 - Exactweld Racing	1:43.607	7	7	0.177	0.177	75.74
3	30		3 Alan COOPER	Yamaha TZR250 - Twistgrip Motorcycles	1:43.934	5	7	0.504	0.327	75.51
4	13		4 Doug EDMONDSON	Yamaha 350 POWER VALVE - Stan Stephens Tuning	1:44.008	5	7	0.578	0.074	75.45
5	27		5 Richard HAYWARD	Yamaha TZR - Hazel Motors/ Gforce	1:45.247	2	7	1.817	1.239	74.56
6	74		6 Paul WHITBY	Yamaha TZR 250 - Greybridge Ltd	1:45.734	4	7	2.304	0.487	74.22
7	8		7 David BALL	Yamaha TZR250 - Gardiner Page and Roe pension co	1:46.133	2	7	2.703	0.399	73.94
8	92		8 Andrew MOOK	Yamaha TZR250 -	1:46.895	3	7	3.465	0.762	73.41
9	7		9 Rik BALLERINI	Yamaha TZR 250 -	1:47.370	2	7	3.940	0.475	73.09
10	57		10 Geoff MOOK	Yamaha TZR 250 -	1:47.544	5	7	4.114	0.174	72.97
11	29		11 Derek CRIPPS	Yamaha TZR - Kelly Cripps - Team FBR	1:48.660	2	5	5.230	1.116	72.22
12	28		12 Liam McCARTER	Yamaha TZR - Katie McCarter	1:48.819	5	7	5.389	0.159	72.12
13	66	C	1 Neil GRANT	Yamaha TZR2502MA - Merlin Performance	1:49.553	7	7	6.123	0.734	71.63
14	26	C	2 Damian LEE	Yamaha TZR250 - Leed Autos	1:49.742	6	6	6.312	0.189	71.51
15	4		13 Denis HALIL	Yamaha TZR250 - D & A AUTOS	1:49.845	2	7	6.415	0.103	71.44
16	72	C	3 John HAMILTON	Yamaha TRZ250 - LW Racing	1:50.036	6	7	6.606	0.191	71.32
17	125		14 Steve HIGERTY	Yamaha TZR250 - Yellow House/Cambridge MC's	1:50.380	4	7	6.950	0.344	71.10
18	100	C	4 Neil GREGORY	Yamaha TZR 250 - www.ypmrc.co.uk	1:51.047	4	7	7.617	0.667	70.67
19	228		15 Clive EMERSON	Yamaha RD350YPVS -	1:52.263	6	6	8.833	1.216	69.90
20	54	C	5 John HOLD	Yamaha RD350 YPVS -	1:52.638	5	6	9.208	0.375	69.67
21	73	C	6 Colvin TURNER	Yamaha TZR250 -	1:53.449	6	6	10.019	0.811	69.17
22	199	C	7 Michael FROST	Yamaha TZR250 -	1:53.825	4	6	10.395	0.376	68.94
23	42	C	8 Martin PEARSON	Yamaha TZR250 - Viking Inspection	1:53.832	6	6	10.402	0.007	68.94
24	46	C	9 Kevin MARSHALL	Yamaha TZR250 - Stacey Processing	1:54.006	6	6	10.576	0.174	68.83
25	71		16 Alan BUSHELL	Yamaha RD250LC -	1:54.543	5	6	11.113	0.537	68.51
26	77	R	1 Adam COLLINS	Yamaha TZR250 - 2 Cows Racing	1:55.200	4	6	11.770	0.657	68.12
27	24	R	2 Adam CARSON	Yamaha TZR250 - Allspeed, all England diamond drillir	1:55.207	3	6	11.777	0.007	68.12
28	89	C	10 Andrew TEMPEST	Yamaha TZR250 - Gecko racing/mar-ti titanium	1:56.325	5	6	12.895	1.118	67.46
29	25		17 Stephen WIMBLE	Yamaha TZR 250 - S.B.W Contractor	1:56.931	6	6	13.501	0.606	67.11
30	31	C	11 Rob FARMER	Yamaha TZR 250 -	1:57.494	6	6	14.064	0.563	66.79
31	62	C	12 David PATERSON	Yamaha TZR 2MA - The love of a good woman	2:03.216	2	6	19.786	5.722	63.69
32	65	C	13 Nigel TERRY	Yamaha TZR250 - NTrap Garage Doors	2:04.773	2	6	21.343	1.557	62.89
33	98	C	14 Sarah ENGLISH	Yamaha TZR250 - Tempest Revivals / English Moss Ne	2:13.571	4	4	30.141	8.798	58.75
34	47	R	3 Laura PETERS	Yamaha TZR250 -	2:34.629	4	4	51.199	21.058	50.75

Weather / Track : Bright / Dry

These results are provisional until the conclusion of any judicial and technical matters.

Cadwell Park: 2.1800 miles

Date: 06/08/2022 Start: 10:23 Finish: 10:35

Clerk Of Course :	Stewards :	Timekeeper : <i>Craig Smith</i>
-------------------	------------	------------------------------------

 Results can be found at www.tsl-timing.com

Printed - 10:38 Saturday, 06 August 2022



International Sidecar Revival 2022

DFDS Yamaha Past Masters

QUALIFYING - SECTOR ANALYSIS



SECTOR 1 = FL to I1, SECTOR 2 = I1 to FL, DIFF = Difference To Personal Best Lap, P = Crossed Finish Line in Pit Lane, D = Time Disallowed

P1 51 Kevin WHOLEY		Yamaha TZR - Twistgrip Motorcycles				
IDEAL LAP TIME : 1:42.968		BEST LAP TIME : 1:43.430		DIFFERENCE : 0.462		
LAP	SECTOR 1	SECTOR 2	LAP TIME	MPH	DIFF	TIME OF DAY
1 -	1:02.613	44.941	1:47.554	72.96	4.124	10:25:49.878
2 -	1:01.711	44.093	1:45.804	74.17	2.374	10:27:35.682
3 -	1:00.634	43.432	1:44.066 (3)	75.41	0.636	10:29:19.748
4 -	1:01.571	43.572	1:45.143	74.64	1.713	10:31:04.891
5 -	1:01.195	42.920	1:44.115	75.37	0.685	10:32:49.006
6 -	1:00.048	43.769	1:43.817 (2)	75.59	0.387	10:34:32.823
7 -	1:00.219	43.211	1:43.430 (1)	75.87		10:36:16.253

P2 19 Peter BRANTON		Yamaha TZR 250 - Exactweld Racing				
IDEAL LAP TIME : 1:43.607		BEST LAP TIME : 1:43.607		DIFFERENCE : 0.000		
LAP	SECTOR 1	SECTOR 2	LAP TIME	MPH	DIFF	TIME OF DAY
1 -	1:04.188	45.449	1:49.637	71.58	6.030	10:26:12.300
2 -	1:01.744	45.207	1:46.951	73.38	3.344	10:27:59.251
3 -	1:01.772	44.994	1:46.766	73.50	3.159	10:29:46.017
4 -	1:01.320	43.772	1:45.092 (3)	74.67	1.485	10:31:31.109
5 -	1:00.511	43.577	1:44.088 (2)	75.39	0.481	10:33:15.197
6 -	1:01.902	44.826	1:46.728	73.53	3.121	10:35:01.925
7 -	1:00.373	43.234	1:43.607 (1)	75.74		10:36:45.532

P3 30 Alan COOPER		Yamaha TZR250 - Twistgrip Motorcycles				
IDEAL LAP TIME : 1:43.644		BEST LAP TIME : 1:43.934		DIFFERENCE : 0.290		
LAP	SECTOR 1	SECTOR 2	LAP TIME	MPH	DIFF	TIME OF DAY
1 -	1:02.572	44.747	1:47.319	73.12	3.385	10:25:50.011
2 -	1:00.860	43.775	1:44.635 (3)	75.00	0.701	10:27:34.646
3 -	1:00.862	43.934	1:44.796	74.88	0.862	10:29:19.442
4 -	1:01.076	43.319	1:44.395 (2)	75.17	0.461	10:31:03.837
5 -	1:00.325	43.609	1:43.934 (1)	75.51		10:32:47.771
6 -	1:00.844	43.867	1:44.711	74.94	0.777	10:34:32.482
7 -	1:01.252	43.429	1:44.681	74.97	0.747	10:36:17.163

P4 13 Doug EDMONDSON		Yamaha 350 POWER VALVE - Stan Stephens Tuning				
IDEAL LAP TIME : 1:43.955		BEST LAP TIME : 1:44.008		DIFFERENCE : 0.053		
LAP	SECTOR 1	SECTOR 2	LAP TIME	MPH	DIFF	TIME OF DAY
1 -	1:03.914	45.140	1:49.054	71.96	5.046	10:25:52.625
2 -	1:01.293	43.805	1:45.098 (3)	74.67	1.090	10:27:37.723
3 -	1:01.576	43.591	1:45.167	74.62	1.159	10:29:22.890
4 -	1:00.950	43.486	1:44.436 (2)	75.14	0.428	10:31:07.326
5 -	1:01.003	43.005	1:44.008 (1)	75.45		10:32:51.334
6 -	1:01.590	43.508	1:45.098 (3)	74.67	1.090	10:34:36.432
7 -	1:01.208	45.638	1:46.846	73.45	2.838	10:36:23.278

P5 27 Richard HAYWARD		Yamaha TZR - Hazel Motors/ Gforce				
IDEAL LAP TIME : 1:44.808		BEST LAP TIME : 1:45.247		DIFFERENCE : 0.439		
LAP	SECTOR 1	SECTOR 2	LAP TIME	MPH	DIFF	TIME OF DAY
1 -	1:04.029	45.525	1:49.554	71.63	4.307	10:25:56.177
2 -	1:01.820	43.427	1:45.247 (1)	74.56		10:27:41.424
3 -	1:01.381	44.848	1:46.229 (3)	73.87	0.982	10:29:27.653
4 -	1:01.487	44.862	1:46.349	73.79	1.102	10:31:14.002
5 -	1:01.637	43.902	1:45.539 (2)	74.36	0.292	10:32:59.541
6 -	1:02.633	43.890	1:46.523	73.67	1.276	10:34:46.064
7 -	1:02.271	44.046	1:46.317	73.81	1.070	10:36:32.381

International Sidecar Revival 2022

DFDS Yamaha Past Masters

QUALIFYING - SECTOR ANALYSIS



SECTOR 1 = FL to I1, SECTOR 2 = I1 to FL, DIFF = Difference To Personal Best Lap, P = Crossed Finish Line in Pit Lane, D = Time Disallowed

P6 74 Paul WHITBY		Yamaha TZR 250 - Greybridge Ltd				
IDEAL LAP TIME : 1:45.398		BEST LAP TIME : 1:45.734		DIFFERENCE : 0.336		
LAP	SECTOR 1	SECTOR 2	LAP TIME	MPH	DIFF	TIME OF DAY
1 -	1:03.829	45.237	1:49.066	71.95	3.332	10:25:53.242
2 -	1:01.434	44.634	1:46.068	73.99	0.334	10:27:39.310
3 -	1:01.489	44.281	1:45.770 (2)	74.19	0.036	10:29:25.080
4 -	1:01.139	44.595	1:45.734 (1)	74.22		10:31:10.814
5 -	1:02.476	44.621	1:47.097	73.27	1.363	10:32:57.911
6 -	1:01.452	44.771	1:46.223	73.88	0.489	10:34:44.134
7 -	1:01.117	44.760	1:45.877 (3)	74.12	0.143	10:36:30.011

P7 8 David BALL		Yamaha TZR250 - Gardiner Page and Roe pension consultants				
IDEAL LAP TIME : 1:46.133		BEST LAP TIME : 1:46.133		DIFFERENCE : 0.000		
LAP	SECTOR 1	SECTOR 2	LAP TIME	MPH	DIFF	TIME OF DAY
1 -	1:04.246	45.456	1:49.702	71.53	3.569	10:25:52.458
2 -	1:01.818	44.315	1:46.133 (1)	73.94		10:27:38.591
3 -	1:02.943	44.412	1:47.355 (3)	73.10	1.222	10:29:25.946
4 -	1:02.898	45.371	1:48.269	72.48	2.136	10:31:14.215
5 -	1:01.971	45.887	1:47.858	72.76	1.725	10:33:02.073
6 -	1:03.118	44.916	1:48.034	72.64	1.901	10:34:50.107
7 -	1:02.068	45.254	1:47.322 (2)	73.12	1.189	10:36:37.429

P8 92 Andrew MOOK		Yamaha TZR250 -				
IDEAL LAP TIME : 1:46.895		BEST LAP TIME : 1:46.895		DIFFERENCE : 0.000		
LAP	SECTOR 1	SECTOR 2	LAP TIME	MPH	DIFF	TIME OF DAY
1 -	1:04.260	45.685	1:49.945	71.38	3.050	10:25:52.289
2 -	1:02.826	45.421	1:48.247	72.50	1.352	10:27:40.536
3 -	1:02.035	44.860	1:46.895 (1)	73.41		10:29:27.431
4 -	1:02.468	45.116	1:47.584 (3)	72.94	0.689	10:31:15.015
5 -	1:02.170	45.925	1:48.095	72.60	1.200	10:33:03.110
6 -	1:02.413	45.066	1:47.479 (2)	73.01	0.584	10:34:50.589
7 -	1:02.428	45.547	1:47.975	72.68	1.080	10:36:38.564

P9 7 Rik BALLERINI		Yamaha TZR 250 -				
IDEAL LAP TIME : 1:47.102		BEST LAP TIME : 1:47.370		DIFFERENCE : 0.268		
LAP	SECTOR 1	SECTOR 2	LAP TIME	MPH	DIFF	TIME OF DAY
1 -	1:04.381	45.713	1:50.094	71.28	2.724	10:25:57.355
2 -	1:02.157	45.213	1:47.370 (1)	73.09		10:27:44.725
3 -	1:02.358	45.609	1:47.967 (3)	72.68	0.597	10:29:32.692
4 -	1:03.107	45.790	1:48.897	72.06	1.527	10:31:21.589
5 -	1:02.951	46.334	1:49.285	71.81	1.915	10:33:10.874
6 -	1:05.399	46.918	1:52.317	69.87	4.947	10:35:03.191
7 -	1:02.706	44.945	1:47.651 (2)	72.90	0.281	10:36:50.842

P10 57 Geoff MOOK		Yamaha TZR 250 -				
IDEAL LAP TIME : 1:46.849		BEST LAP TIME : 1:47.544		DIFFERENCE : 0.695		
LAP	SECTOR 1	SECTOR 2	LAP TIME	MPH	DIFF	TIME OF DAY
1 -	1:05.321	46.008	1:51.329	70.49	3.785	10:26:15.470
2 -	1:05.409	49.007	1:54.416	68.59	6.872	10:28:09.886
3 -	1:02.487	46.325	1:48.812	72.12	1.268	10:29:58.698
4 -	1:03.211	45.383	1:48.594 (3)	72.26	1.050	10:31:47.292
5 -	1:03.182	44.362	1:47.544 (1)	72.97		10:33:34.836
6 -	1:03.041	44.542	1:47.583 (2)	72.94	0.039	10:35:22.419
7 -	1:05.097	48.182	1:53.279	69.28	5.735	10:37:15.698

International Sidecar Revival 2022

DFDS Yamaha Past Masters

QUALIFYING - SECTOR ANALYSIS



SECTOR 1 = FL to I1, SECTOR 2 = I1 to FL, DIFF = Difference To Personal Best Lap, P = Crossed Finish Line in Pit Lane, D = Time Disallowed

P11 29		Derek CRIPPS		Yamaha TZR - Kelly Cripps - Team FBR		
IDEAL LAP TIME : 1:48.224		BEST LAP TIME : 1:48.660		DIFFERENCE : 0.436		
LAP	SECTOR 1	SECTOR 2	LAP TIME	MPH	DIFF	TIME OF DAY
1 -	1:04.715	46.045	1:50.760	70.85	2.100	10:26:14.399
2 -	1:02.916	45.744	1:48.660 (1)	72.22		10:28:03.059
3 -	1:02.894	46.521	1:49.415 (3)	71.72	0.755	10:29:52.474
4 -	1:03.404	46.049	1:49.453	71.70	0.793	10:31:41.927
5 -	1:03.514	45.330	1:48.844 (2)	72.10	0.184	10:33:30.771

P12 28		Liam McCARTER		Yamaha TZR - Katie McCarter		
IDEAL LAP TIME : 1:47.474		BEST LAP TIME : 1:48.819		DIFFERENCE : 1.345		
LAP	SECTOR 1	SECTOR 2	LAP TIME	MPH	DIFF	TIME OF DAY
1 -	1:03.803	46.034	1:49.837	71.45	1.018	10:26:14.814
2 -	1:02.769	46.345	1:49.114 (2)	71.92	0.295	10:28:03.928
3 -	1:02.962	46.251	1:49.213	71.86	0.394	10:29:53.141
4 -	1:03.256	45.902	1:49.158 (3)	71.89	0.339	10:31:42.299
5 -	1:03.666	45.153	1:48.819 (1)	72.12		10:33:31.118
6 -	1:02.943	46.355	1:49.298	71.80	0.479	10:35:20.416
7 -	1:04.756	44.705	1:49.461	71.69	0.642	10:37:09.877

P13 66 C		Neil GRANT		Yamaha TZR2502MA - Merlin Performance		
IDEAL LAP TIME : 1:47.733		BEST LAP TIME : 1:49.553		DIFFERENCE : 1.820		
LAP	SECTOR 1	SECTOR 2	LAP TIME	MPH	DIFF	TIME OF DAY
1 -	1:08.007	47.676	1:55.683	67.84	6.130	10:26:04.874
2 -	1:05.420	48.111	1:53.531	69.12	3.978	10:27:58.405
3 -	1:05.012	47.014	1:52.026	70.05	2.473	10:29:50.431
4 -	1:05.166	45.771	1:50.937 (3)	70.74	1.384	10:31:41.368
5 -	1:05.322	45.643	1:50.965	70.72	1.412	10:33:32.333
6 -	1:03.126	46.783	1:49.909 (2)	71.40	0.356	10:35:22.242
7 -	1:04.946	44.607	1:49.553 (1)	71.63		10:37:11.795

P14 26 C		Damian LEE		Yamaha TZR250 - Leed Autos		
IDEAL LAP TIME : 1:49.580		BEST LAP TIME : 1:49.742		DIFFERENCE : 0.162		
LAP	SECTOR 1	SECTOR 2	LAP TIME	MPH	DIFF	TIME OF DAY
1 -	1:08.884	46.641	1:55.525	67.93	5.783	10:26:25.966
2 -	1:05.317	46.541	1:51.858	70.16	2.116	10:28:17.824
3 -	1:04.124	46.412	1:50.536 (3)	71.00	0.794	10:30:08.360
4 -	1:04.748	46.322	1:51.070	70.65	1.328	10:31:59.430
5 -	1:04.551	45.903	1:50.454 (2)	71.05	0.712	10:33:49.884
6 -	1:04.286	45.456	1:49.742 (1)	71.51		10:35:39.626

P15 4		Denis HALIL		Yamaha TZR250 - D & A AUTOS		
IDEAL LAP TIME : 1:49.616		BEST LAP TIME : 1:49.845		DIFFERENCE : 0.229		
LAP	SECTOR 1	SECTOR 2	LAP TIME	MPH	DIFF	TIME OF DAY
1 -	1:07.503	47.568	1:55.071	68.20	5.226	10:25:59.083
2 -	1:03.640	46.205	1:49.845 (1)	71.44		10:27:48.928
3 -	1:03.851	48.228	1:52.079	70.02	2.234	10:29:41.007
4 -	1:03.690	46.207	1:49.897 (2)	71.41	0.052	10:31:30.904
5 -	1:03.943	45.976	1:49.919 (3)	71.39	0.074	10:33:20.823
6 -	1:05.441	47.332	1:52.773	69.59	2.928	10:35:13.596
7 -	1:05.266	46.616	1:51.882	70.14	2.037	10:37:05.478

International Sidecar Revival 2022

DFDS Yamaha Past Masters

QUALIFYING - SECTOR ANALYSIS



SECTOR 1 = FL to I1, SECTOR 2 = I1 to FL, DIFF = Difference To Personal Best Lap, P = Crossed Finish Line in Pit Lane, D = Time Disallowed

P16		72 C		John HAMILTON		Yamaha TRZ250 - LW Racing	
IDEAL LAP TIME : 1:49.929		BEST LAP TIME : 1:50.036		DIFFERENCE : 0.107			
LAP	SECTOR 1	SECTOR 2	LAP TIME	MPH	DIFF	TIME OF DAY	
1 -	1:08.468	47.854	1:56.322	67.46	6.286	10:26:05.333	
2 -	1:06.223	48.337	1:54.560	68.50	4.524	10:27:59.893	
3 -	1:03.934	47.594	1:51.528 (3)	70.36	1.492	10:29:51.421	
4 -	1:04.852	47.085	1:51.937	70.11	1.901	10:31:43.358	
5 -	1:04.577	46.798	1:51.375 (2)	70.46	1.339	10:33:34.733	
6 -	1:04.041	45.995	1:50.036 (1)	71.32		10:35:24.769	
7 -	1:06.203	47.472	1:53.675	69.03	3.639	10:37:18.444	

P17		125		Steve HIGERTY		Yamaha TZR250 - Yellow House/Cambridge MC's	
IDEAL LAP TIME : 1:50.082		BEST LAP TIME : 1:50.380		DIFFERENCE : 0.298			
LAP	SECTOR 1	SECTOR 2	LAP TIME	MPH	DIFF	TIME OF DAY	
1 -	1:07.362	47.560	1:54.922	68.29	4.542	10:26:01.148	
2 -	1:04.935	48.114	1:53.049	69.42	2.669	10:27:54.197	
3 -	1:04.464	47.386	1:51.850	70.16	1.470	10:29:46.047	
4 -	1:03.663	46.717	1:50.380 (1)	71.10		10:31:36.427	
5 -	1:04.858	46.756	1:51.614 (3)	70.31	1.234	10:33:28.041	
6 -	1:05.134	46.861	1:51.995	70.07	1.615	10:35:20.036	
7 -	1:04.861	46.419	1:51.280 (2)	70.52	0.900	10:37:11.316	

P18		100 C		Neil GREGORY		Yamaha TZR 250 - www.ypmrc.co.uk	
IDEAL LAP TIME : 1:50.927		BEST LAP TIME : 1:51.047		DIFFERENCE : 0.120			
LAP	SECTOR 1	SECTOR 2	LAP TIME	MPH	DIFF	TIME OF DAY	
1 -	1:06.471	48.316	1:54.787	68.37	3.740	10:26:00.380	
2 -	1:06.028	46.044	1:52.072 (3)	70.02	1.025	10:27:52.452	
3 -	1:05.662	47.585	1:53.247	69.30	2.200	10:29:45.699	
4 -	1:04.916	46.131	1:51.047 (1)	70.67		10:31:36.746	
5 -	1:05.327	46.011	1:51.338 (2)	70.48	0.291	10:33:28.084	
6 -	1:05.628	46.569	1:52.197	69.94	1.150	10:35:20.281	
7 -	1:12.041	56.023	2:08.064	61.28	17.017	10:37:28.345	

P19		228		Clive EMERSON		Yamaha RD350YPVS -	
IDEAL LAP TIME : 1:52.263		BEST LAP TIME : 1:52.263		DIFFERENCE : 0.000			
LAP	SECTOR 1	SECTOR 2	LAP TIME	MPH	DIFF	TIME OF DAY	
1 -	1:13.640	49.224	2:02.864	63.87	10.601	10:26:30.508	
2 -	1:08.610	48.429	1:57.039	67.05	4.776	10:28:27.547	
3 -	1:06.777	48.478	1:55.255	68.09	2.992	10:30:22.802	
4 -	1:07.323	47.898	1:55.221 (3)	68.11	2.958	10:32:18.023	
5 -	1:05.329	47.182	1:52.511 (2)	69.75	0.248	10:34:10.534	
6 -	1:05.159	47.104	1:52.263 (1)	69.90		10:36:02.797	

P20		54 C		John HOLD		Yamaha RD350 YPVS -	
IDEAL LAP TIME : 1:52.638		BEST LAP TIME : 1:52.638		DIFFERENCE : 0.000			
LAP	SECTOR 1	SECTOR 2	LAP TIME	MPH	DIFF	TIME OF DAY	
1 -	1:10.898	49.939	2:00.837	64.94	8.199	10:26:36.002	
2 -	1:06.789	49.619	1:56.408	67.41	3.770	10:28:32.410	
3 -	1:07.596	48.170	1:55.766	67.79	3.128	10:30:28.176	
4 -	1:05.565	49.855	1:55.420 (3)	67.99	2.782	10:32:23.596	
5 -	1:05.142	47.496	1:52.638 (1)	69.67		10:34:16.234	
6 -	1:06.131	47.723	1:53.854 (2)	68.93	1.216	10:36:10.088	

International Sidecar Revival 2022

DFDS Yamaha Past Masters

QUALIFYING - SECTOR ANALYSIS



SECTOR 1 = FL to I1, SECTOR 2 = I1 to FL, DIFF = Difference To Personal Best Lap, P = Crossed Finish Line in Pit Lane, D = Time Disallowed

P21 73 C		Colvin TURNER		Yamaha TZR250 -		
IDEAL LAP TIME : 1:53.449		BEST LAP TIME : 1:53.449		DIFFERENCE : 0.000		
LAP	SECTOR 1	SECTOR 2	LAP TIME	MPH	DIFF	TIME OF DAY
1 -	1:06.859	48.147	1:55.006	68.24	1.557	10:26:03.879
2 -	1:07.422	48.313	1:55.735	67.81	2.286	10:27:59.614
3 -	1:06.938	49.398	1:56.336	67.46	2.887	10:29:55.950
4 -	1:06.743	47.872	1:54.615 (3)	68.47	1.166	10:31:50.565
5 -	1:06.398	47.943	1:54.341 (2)	68.63	0.892	10:33:44.906
6 -	1:05.999	47.450	1:53.449 (1)	69.17		10:35:38.355

P22 199 C		Michael FROST		Yamaha TZR250 -		
IDEAL LAP TIME : 1:53.430		BEST LAP TIME : 1:53.825		DIFFERENCE : 0.395		
LAP	SECTOR 1	SECTOR 2	LAP TIME	MPH	DIFF	TIME OF DAY
1 -	1:07.844	48.880	1:56.724	67.23	2.899	10:26:03.380
2 -	1:06.630	48.292	1:54.922 (3)	68.29	1.097	10:27:58.302
3 -	1:06.538	47.889	1:54.427 (2)	68.58	0.602	10:29:52.729
4 -	1:05.541	48.284	1:53.825 (1)	68.94		10:31:46.554
5 -	1:06.193	51.319	1:57.512	66.78	3.687	10:33:44.066
6 -	1:17.556	52.379	2:09.935	60.39	16.110	10:35:54.001

P23 42 C		Martin PEARSON		Yamaha TZR250 - Viking Inspection		
IDEAL LAP TIME : 1:53.779		BEST LAP TIME : 1:53.832		DIFFERENCE : 0.053		
LAP	SECTOR 1	SECTOR 2	LAP TIME	MPH	DIFF	TIME OF DAY
1 -	1:13.142	50.418	2:03.560	63.51	9.728	10:26:33.062
2 -	1:08.330	49.190	1:57.520	66.78	3.688	10:28:30.582
3 -	1:07.161	48.479	1:55.640	67.86	1.808	10:30:26.222
4 -	1:06.660	48.621	1:55.281 (3)	68.07	1.449	10:32:21.503
5 -	1:05.934	48.541	1:54.475 (2)	68.55	0.643	10:34:15.978
6 -	1:05.987	47.845	1:53.832 (1)	68.94		10:36:09.810

P24 46 C		Kevin MARSHALL		Yamaha TZR250 - Stacey Processing		
IDEAL LAP TIME : 1:53.295		BEST LAP TIME : 1:54.006		DIFFERENCE : 0.711		
LAP	SECTOR 1	SECTOR 2	LAP TIME	MPH	DIFF	TIME OF DAY
1 -	1:09.036	49.649	1:58.685	66.12	4.679	10:26:00.874
2 -	1:07.579	48.766	1:56.345	67.45	2.339	10:27:57.219
3 -	1:08.591	49.283	1:57.874	66.58	3.868	10:29:55.093
4 -	1:06.421	48.258	1:54.679 (2)	68.43	0.673	10:31:49.772
5 -	1:06.150	48.871	1:55.021 (3)	68.23	1.015	10:33:44.793
6 -	1:06.861	47.145	1:54.006 (1)	68.83		10:35:38.799

P25 71		Alan BUSHELL		Yamaha RD250LC -		
IDEAL LAP TIME : 1:54.454		BEST LAP TIME : 1:54.543		DIFFERENCE : 0.089		
LAP	SECTOR 1	SECTOR 2	LAP TIME	MPH	DIFF	TIME OF DAY
1 -	1:09.495	48.773	1:58.268	66.35	3.725	10:26:07.289
2 -	1:08.096	48.441	1:56.537	67.34	1.994	10:28:03.826
3 -	1:06.950	48.233	1:55.183 (3)	68.13	0.640	10:29:59.009
4 -	1:06.824	47.892	1:54.716 (2)	68.41	0.173	10:31:53.725
5 -	1:06.913	47.630	1:54.543 (1)	68.51		10:33:48.268
6 -	1:07.799	48.376	1:56.175	67.55	1.632	10:35:44.443

P26 77 R		Adam COLLINS		Yamaha TZR250 - 2 Cows Racing		
IDEAL LAP TIME : 1:54.712		BEST LAP TIME : 1:55.200		DIFFERENCE : 0.488		
LAP	SECTOR 1	SECTOR 2	LAP TIME	MPH	DIFF	TIME OF DAY
1 -	1:17.382	52.733	2:10.115	60.31	14.915	10:26:45.769
2 -	1:08.271	48.784	1:57.055	67.04	1.855	10:28:42.824
3 -	1:07.923	48.168	1:56.091 (3)	67.60	0.891	10:30:38.915
4 -	1:07.268	47.932	1:55.200 (1)	68.12		10:32:34.115
5 -	1:06.780	48.662	1:55.442 (2)	67.98	0.242	10:34:29.557
6 -	1:08.135	50.001	1:58.136	66.43	2.936	10:36:27.693

International Sidecar Revival 2022

DFDS Yamaha Past Masters

QUALIFYING - SECTOR ANALYSIS



SECTOR 1 = FL to I1, SECTOR 2 = I1 to FL, DIFF = Difference To Personal Best Lap, P = Crossed Finish Line in Pit Lane, D = Time Disallowed

P27 24 R Adam CARSON		Yamaha TZR250 - Allspeed, all England diamond drilling and fir				
IDEAL LAP TIME : 1:54.945		BEST LAP TIME : 1:55.207		DIFFERENCE : 0.262		
LAP	SECTOR 1	SECTOR 2	LAP TIME	MPH	DIFF	TIME OF DAY
1 -	1:11.234	49.033	2:00.267	65.25	5.060	10:26:31.022
2 -	1:07.144	48.322	1:55.466 (3)	67.96	0.259	10:28:26.488
3 -	1:07.320	47.887	1:55.207 (1)	68.12		10:30:21.695
4 -	1:07.615	48.106	1:55.721	67.81	0.514	10:32:17.416
5 -	1:07.409	48.398	1:55.807	67.76	0.600	10:34:13.223
6 -	1:07.058	48.306	1:55.364 (2)	68.02	0.157	10:36:08.587

P28 89 C Andrew TEMPEST		Yamaha TZR250 - Gecko racing/mar-ti titanium				
IDEAL LAP TIME : 1:56.095		BEST LAP TIME : 1:56.325		DIFFERENCE : 0.230		
LAP	SECTOR 1	SECTOR 2	LAP TIME	MPH	DIFF	TIME OF DAY
1 -	1:17.781	52.832	2:10.613	60.08	14.288	10:26:45.662
2 -	1:11.851	50.644	2:02.495	64.06	6.170	10:28:48.157
3 -	1:09.617	49.959	1:59.576	65.63	3.251	10:30:47.733
4 -	1:08.702	48.922	1:57.624 (3)	66.72	1.299	10:32:45.357
5 -	1:08.243	48.082	1:56.325 (1)	67.46		10:34:41.682
6 -	1:08.013	49.193	1:57.206 (2)	66.95	0.881	10:36:38.888

P29 25 Stephen WIMBLE		Yamaha TZR 250 - S.B.W Contractor				
IDEAL LAP TIME : 1:56.931		BEST LAP TIME : 1:56.931		DIFFERENCE : 0.000		
LAP	SECTOR 1	SECTOR 2	LAP TIME	MPH	DIFF	TIME OF DAY
1 -	1:11.936	50.258	2:02.194	64.22	5.263	10:26:32.482
2 -	1:09.228	50.235	1:59.463	65.69	2.532	10:28:31.945
3 -	1:08.745	49.374	1:58.119 (2)	66.44	1.188	10:30:30.064
4 -	1:08.446	50.067	1:58.513 (3)	66.22	1.582	10:32:28.577
5 -	1:08.861	50.238	1:59.099	65.89	2.168	10:34:27.676
6 -	1:07.951	48.980	1:56.931 (1)	67.11		10:36:24.607

P30 31 C Rob FARMER		Yamaha TZR 250 -				
IDEAL LAP TIME : 1:57.494		BEST LAP TIME : 1:57.494		DIFFERENCE : 0.000		
LAP	SECTOR 1	SECTOR 2	LAP TIME	MPH	DIFF	TIME OF DAY
1 -	1:13.526	50.059	2:03.585	63.50	6.091	10:26:33.768
2 -	1:08.383	50.079	1:58.462 (3)	66.24	0.968	10:28:32.230
3 -	1:09.293	49.579	1:58.872	66.02	1.378	10:30:31.102
4 -	1:08.698	51.001	1:59.699	65.56	2.205	10:32:30.801
5 -	1:08.720	49.671	1:58.391 (2)	66.28	0.897	10:34:29.192
6 -	1:08.218	49.276	1:57.494 (1)	66.79		10:36:26.686

P31 62 C David PATERSON		Yamaha TZR 2MA - The love of a good woman				
IDEAL LAP TIME : 2:03.216		BEST LAP TIME : 2:03.216		DIFFERENCE : 0.000		
LAP	SECTOR 1	SECTOR 2	LAP TIME	MPH	DIFF	TIME OF DAY
1 -	1:16.546	52.152	2:08.698	60.98	5.482	10:26:48.484
2 -	1:12.305	50.911	2:03.216 (1)	63.69		10:28:51.700
3 -	1:16.404	53.822	2:10.226	60.26	7.010	10:31:01.926
4 -	1:15.745	52.846	2:08.591 (3)	61.03	5.375	10:33:10.517
5 -	1:15.487	52.503	2:07.990 (2)	61.31	4.774	10:35:18.507
6 -	1:16.299	57.392	2:13.691	58.70	10.475	10:37:32.198

P32 65 C Nigel TERRY		Yamaha TZR250 - NTrap Garage Doors				
IDEAL LAP TIME : 2:04.773		BEST LAP TIME : 2:04.773		DIFFERENCE : 0.000		
LAP	SECTOR 1	SECTOR 2	LAP TIME	MPH	DIFF	TIME OF DAY
1 -	1:17.613	53.097	2:10.710	60.04	5.937	10:26:46.665
2 -	1:12.988	51.785	2:04.773 (1)	62.89		10:28:51.438
3 -	1:14.178	52.796	2:06.974 (2)	61.80	2.201	10:30:58.412
4 -	1:15.298	53.759	2:09.057	60.81	4.284	10:33:07.469
5 -	1:14.808	53.283	2:08.091	61.26	3.318	10:35:15.560
6 -	1:15.251	52.120	2:07.371 (3)	61.61	2.598	10:37:22.931

International Sidecar Revival 2022

DFDS Yamaha Past Masters

QUALIFYING - SECTOR ANALYSIS



SECTOR 1 = FL to I1, SECTOR 2 = I1 to FL, DIFF = Difference To Personal Best Lap, P = Crossed Finish Line in Pit Lane, D = Time Disallowed

P33 98 C Sarah ENGLISH		Yamaha TZR250 - Tempest Revivals / English Moss Nail Art				
IDEAL LAP TIME : 2:12.730		BEST LAP TIME : 2:13.571		DIFFERENCE : 0.841		
LAP	SECTOR 1	SECTOR 2	LAP TIME	MPH	DIFF	TIME OF DAY
1 -	1:23.835	58.924	2:22.759	54.97	9.188	10:27:02.845
2 -	1:18.784	56.023	2:14.807 (3)	58.21	1.236	10:29:17.652
3 -	1:18.363	55.610	2:13.973 (2)	58.57	0.402	10:31:31.625
4 -	1:17.120	56.451	2:13.571 (1)	58.75		10:33:45.196

P34 47 R Laura PETERS		Yamaha TZR250 -				
IDEAL LAP TIME : 2:34.046		BEST LAP TIME : 2:34.629		DIFFERENCE : 0.583		
LAP	SECTOR 1	SECTOR 2	LAP TIME	MPH	DIFF	TIME OF DAY
1 -	1:40.469	1:05.404	2:45.873	47.31	11.244	10:27:09.168
2 -	1:37.016	1:08.774	2:45.790 (3)	47.33	11.161	10:29:54.958
3 -	1:36.152	1:03.609	2:39.761 (2)	49.12	5.132	10:32:34.719
4 -	1:31.808	1:02.821	2:34.629 (1)	50.75		10:35:09.348

International Sidecar Revival 2022

DFDS Yamaha Past Masters

QUALIFYING - BEST SECTORS

SECTOR 1			SECTOR 2			IDEAL / BEST COMPARISON						
POS	NO	NAME	TIME	NO	NAME	TIME	POS	NO	NAME	IDEAL	BEST	DIFF
									PERFECT LAP	1:42.968		
1	51	WHOLEY	1:00.048	51	WHOLEY	42.920	1	51	WHOLEY	1:42.968	1:43.430	0.462
2	30	COOPER	1:00.325	13	EDMONDSON	43.005	2	19	BRANTON	1:43.607	1:43.607	0.000
3	19	BRANTON	1:00.373	19	BRANTON	43.234	3	30	COOPER	1:43.644	1:43.934	0.290
4	13	EDMONDSON	1:00.950	30	COOPER	43.319	4	13	EDMONDSON	1:43.955	1:44.008	0.053
5	74	WHITBY	1:01.117	27	HAYWARD	44.227	5	27	HAYWARD	1:44.808	1:45.247	0.439
6	27	HAYWARD	1:01.381	74	WHITBY	44.281	6	74	WHITBY	1:45.398	1:45.734	0.336
7	8	BALL	1:01.818	8	BALL	44.315	7	8	BALL	1:46.133	1:46.133	0.000
8	92	MOOK	1:02.035	57	MOOK	44.362	8	57	MOOK	1:46.849	1:47.544	0.695
9	7	BALLERINI	1:02.157	66	GRANT	44.607	9	92	MOOK	1:46.895	1:46.895	0.000
10	57	MOOK	1:02.487	28	McCARTER	44.705	10	7	BALLERINI	1:47.102	1:47.370	0.268
11	28	McCARTER	1:02.769	92	MOOK	44.860	11	28	McCARTER	1:47.474	1:48.819	1.345
12	29	CRIPPS	1:02.894	7	BALLERINI	44.945	12	66	GRANT	1:47.733	1:49.553	1.820
13	66	GRANT	1:03.126	29	CRIPPS	45.330	13	29	CRIPPS	1:48.224	1:48.660	0.436
14	4	HALIL	1:03.640	26	LEE	45.456	14	26	LEE	1:49.580	1:49.742	0.162
15	125	HIGERTY	1:03.663	4	HALIL	45.976	15	4	HALIL	1:49.616	1:49.845	0.229
16	72	HAMILTON	1:03.934	72	HAMILTON	45.995	16	72	HAMILTON	1:49.929	1:50.036	0.107
17	26	LEE	1:04.124	100	GREGORY	46.011	17	125	HIGERTY	1:50.082	1:50.380	0.298
18	100	GREGORY	1:04.916	125	HIGERTY	46.419	18	100	GREGORY	1:50.927	1:51.047	0.120
19	54	HOLD	1:05.142	228	EMERSON	47.104	19	228	EMERSON	1:52.263	1:52.263	0.000
20	228	EMERSON	1:05.159	46	MARSHALL	47.145	20	54	HOLD	1:52.638	1:52.638	0.000
21	199	FROST	1:05.541	73	TURNER	47.450	21	46	MARSHALL	1:53.295	1:54.006	0.711
22	42	PEARSON	1:05.934	54	HOLD	47.496	22	199	FROST	1:53.430	1:53.825	0.395
23	73	TURNER	1:05.999	71	BUSHELL	47.630	23	73	TURNER	1:53.449	1:53.449	0.000
24	46	MARSHALL	1:06.150	42	PEARSON	47.845	24	42	PEARSON	1:53.779	1:53.832	0.053
25	77	COLLINS	1:06.780	24	CARSON	47.887	25	71	BUSHELL	1:54.454	1:54.543	0.089
26	71	BUSHELL	1:06.824	199	FROST	47.889	26	77	COLLINS	1:54.712	1:55.200	0.488
27	24	CARSON	1:07.058	77	COLLINS	47.932	27	24	CARSON	1:54.945	1:55.207	0.262
28	25	WIMBLE	1:07.951	89	TEMPEST	48.082	28	89	TEMPEST	1:56.095	1:56.325	0.230
29	89	TEMPEST	1:08.013	25	WIMBLE	48.980	29	25	WIMBLE	1:56.931	1:56.931	0.000
30	31	FARMER	1:08.218	31	FARMER	49.276	30	31	FARMER	1:57.494	1:57.494	0.000
31	62	PATERSON	1:12.305	62	PATERSON	50.911	31	62	PATERSON	2:03.216	2:03.216	0.000
32	65	TERRY	1:12.988	65	TERRY	51.785	32	65	TERRY	2:04.773	2:04.773	0.000
33	98	ENGLISH	1:17.120	98	ENGLISH	55.610	33	98	ENGLISH	2:12.730	2:13.571	0.841
34	47	PETERS	1:31.225	47	PETERS	1:02.821	34	47	PETERS	2:34.046	2:34.629	0.583

International Sidecar Revival 2022

DFDS Yamaha Past Masters

QUALIFYING - STATISTICS

Competitors Started 34
Planned Start 2022-08-06 @ 10:08:00.000
Actual Start 2022-08-06 @ 10:23:30.340
Finish Time 2022-08-06 @ 10:35:25.544
Track Length 2.1800mi.
Total Laps 215
Total Distance Covered 468.7040mi.

Session Fastest Lap History

NO	CL	NAME	LAP TIME	TIME OF DAY	LAP	VEHICLE
51		Kevin WHOLEY	1:47.554	10:25:49.907	1	Yamaha TZR
30		Alan COOPER	1:47.319	10:25:50.040	1	Yamaha TZR250
30		Alan COOPER	1:44.635	10:27:34.676	2	Yamaha TZR250
51		Kevin WHOLEY	1:44.066	10:29:19.776	3	Yamaha TZR
30		Alan COOPER	1:43.934	10:32:47.799	5	Yamaha TZR250
51		Kevin WHOLEY	1:43.817	10:34:32.851	6	Yamaha TZR
51		Kevin WHOLEY	1:43.430	10:36:16.281	7	Yamaha TZR

Flag History

TYPE	TIME OF DAY
GREEN	10:23:30.340
FINISH	10:35:25.544

Flag Statistics

TYPE	COUNT	TOTAL LAPS	TOTAL TIME
Green	1	7	14:12.402
Red	0	0	0.000
Safety Car	0	0	0.000
FCY	0	0	0.000

International Sidecar Revival 2022

DFDS Yamaha Past Masters

QUALIFYING - STATISTICS

CLASS :

17 Starters

Fastest Lap History

NO	NAME	LAP TIME	TIME OF DAY	LAP	VEHICLE
51	Kevin WHOLEY	1:47.554	10:25:49.907	1	Yamaha TZR
30	Alan COOPER	1:47.319	10:25:50.040	1	Yamaha TZR250
30	Alan COOPER	1:44.635	10:27:34.676	2	Yamaha TZR250
51	Kevin WHOLEY	1:44.066	10:29:19.776	3	Yamaha TZR
30	Alan COOPER	1:43.934	10:32:47.799	5	Yamaha TZR250
51	Kevin WHOLEY	1:43.817	10:34:32.851	6	Yamaha TZR
51	Kevin WHOLEY	1:43.430	10:36:16.281	7	Yamaha TZR

International Sidecar Revival 2022

DFDS Yamaha Past Masters

QUALIFYING - STATISTICS

CLASS : C

14 Starters

Fastest Lap History

NO	NAME	LAP TIME	TIME OF DAY	LAP	VEHICLE
100	Neil GREGORY	1:54.787	10:26:00.397	1	Yamaha TZR 250
100	Neil GREGORY	1:52.072	10:27:52.468	2	Yamaha TZR 250
26	Damian LEE	1:51.858	10:28:17.838	2	Yamaha TZR250
72	John HAMILTON	1:51.528	10:29:51.453	3	Yamaha TRZ250
26	Damian LEE	1:50.536	10:30:08.373	3	Yamaha TZR250
26	Damian LEE	1:50.454	10:33:49.897	5	Yamaha TZR250
66	Neil GRANT	1:49.909	10:35:22.274	6	Yamaha TZR2502MA
26	Damian LEE	1:49.742	10:35:39.639	6	Yamaha TZR250
66	Neil GRANT	1:49.553	10:37:11.829	7	Yamaha TZR2502MA

International Sidecar Revival 2022

DFDS Yamaha Past Masters

QUALIFYING - STATISTICS

CLASS : R

3 Starters

Fastest Lap History

NO	NAME	LAP TIME	TIME OF DAY	LAP	VEHICLE
24	Adam CARSON	2:00.267	10:26:31.055	1	Yamaha TZR250
24	Adam CARSON	1:55.466	10:28:26.520	2	Yamaha TZR250
24	Adam CARSON	1:55.207	10:30:21.729	3	Yamaha TZR250
77	Adam COLLINS	1:55.200	10:32:34.129	4	Yamaha TZR250

International Sidecar Revival 2022
DFDS Yamaha Past Masters
RACE 6 - GRID (6 Laps)

ROW 12	34	2:34.629	47	Laura PETERS	35	41	David ABRAHAM	36	60	Daniel GOUGH		
ROW 11	31	2:03.216	62	David PATERSON	32	2:04.773	65	Nigel TERRY	33	2:13.571	98	Sarah ENGLISH
ROW 10	28	1:56.325	89	Andrew TEMPEST	29	1:56.931	25	Stephen WIMBLE	30	1:57.494	31	Rob FARMER
ROW 9	25	1:54.543	71	Alan BUSHELL	26	1:55.200	77	Adam COLLINS	27	1:55.207	24	Adam CARSON
ROW 8	22	1:53.825	199	Michael FROST	23	1:53.832	42	Martin PEARSON	24	1:54.006	46	Kevin MARSHALL
ROW 7	19	1:52.263	228	Clive EMERSON	20	1:52.638	54	John HOLD	21	1:53.449	73	Colvin TURNER
ROW 6	16	1:50.036	72	John HAMILTON	17	1:50.380	125	Steve HIGERTY	18	1:51.047	100	Neil GREGORY
ROW 5	13	1:49.553	66	Neil GRANT	14	1:49.742	26	Damian LEE	15	1:49.845	4	Denis HALIL
ROW 4	10	1:47.544	57	Geoff MOOK	11	1:48.660	29	Derek CRIPPS	12	1:48.819	28	Liam McCARTER
ROW 3	7	1:46.133	8	David BALL	8	1:46.895	92	Andrew MOOK	9	1:47.370	7	Rik BALLERINI
ROW 2	4	1:44.008	13	Doug EDMONDSON	5	1:45.247	27	Richard HAYWARD	6	1:45.734	74	Paul WHITBY
ROW 1	1	1:43.430	51	Kevin WHOLEY	2	1:43.607	19	Peter BRANTON	3	1:43.934	30	Alan COOPER
Pole												

Cadwell Park: 2.1800 miles

These results are provisional until the conclusion of any judicial and technical matters.

Clerk Of Course :	Stewards :	Timekeeper : Craig Smith
-------------------	------------	--------------------------

 Results can be found at www.tsl-timing.com

Printed - 10:38 Saturday, 06 August 2022



International Sidecar Revival 2022
DFDS Yamaha Past Masters
RACE 6 - CLASSIFICATION

POS	NO	CL	PIC NAME	ENTRY	LAPS	TIME	GAP	DIFF	MPH	BEST	ON
1	51		1 Kevin WHOLEY	Yamaha TZR - Twistgrip Motorcycles	5	8:38.421			75.69	1:41.957	5
2	30		2 Alan COOPER	Yamaha TZR250 - Twistgrip Motorcycles	5	8:39.074	0.653	0.653	75.59	1:42.057	5
3	19		3 Peter BRANTON	Yamaha TZR 250 - Exactweld Racing	5	8:39.567	1.146	0.493	75.52	1:42.124	5
4	13		4 Doug EDMONDSON	Yamaha 350 POWER VALVE - Stan Stephens Tunir	5	8:41.550	3.129	1.983	75.23	1:42.268	3
5	27		5 Richard HAYWARD	Yamaha TZR - Hazel Motors/ Gforce	5	8:41.804	3.383	0.254	75.20	1:42.730	4
6	74		6 Paul WHITBY	Yamaha TZR 250 - Greybridge Ltd	5	8:54.235	15.814	12.431	73.45	1:43.741	2
7	8		7 David BALL	Yamaha TZR250 - Gardiner Page and Roe pension	5	8:56.468	18.047	2.233	73.14	1:44.599	4
8	7		8 Rik BALLERINI	Yamaha TZR 250 -	5	8:59.478	21.057	3.010	72.73	1:45.918	2
9	57		9 Geoff MOOK	Yamaha TZR 250 -	5	9:00.140	21.719	0.662	72.64	1:45.827	4
10	92		10 Andrew MOOK	Yamaha TZR250 -	5	9:04.831	26.410	4.691	72.02	1:46.579	3
11	29		11 Derek CRIPPS	Yamaha TZR - Kelly Cripps - Team FBR	5	9:09.846	31.425	5.015	71.36	1:47.245	3
12	4		12 Denis HALIL	Yamaha TZR250 - D & A AUTOS	5	9:12.197	33.776	2.351	71.06	1:47.625	3
13	26	C	1 Damian LEE	Yamaha TZR250 - Leed Autos	5	9:12.954	34.533	0.757	70.96	1:48.406	4
14	28		13 Liam McCARTER	Yamaha TZR - Katie McCarter	5	9:13.741	35.320	0.787	70.86	1:46.964	5
15	66	C	2 Neil GRANT	Yamaha TZR2502MA - Merlin Performance	5	9:16.263	37.842	2.522	70.54	1:48.401	5
16	125		14 Steve HIGERTY	Yamaha TZR250 - Yellow House/Cambridge MC's	5	9:25.421	47.000	9.158	69.40	1:50.370	5
17	228		15 Clive EMERSON	Yamaha RD350YPVS -	5	9:31.548	53.127	6.127	68.65	1:51.700	5
18	24	R	1 Adam CARSON	Yamaha TZR250 - Allspeed, all England diamond dr	5	9:33.548	55.127	2.000	68.41	1:52.225	5
19	73	C	3 Colvin TURNER	Yamaha TZR250 -	5	9:33.856	55.435	0.308	68.38	1:51.598	4
20	100	C	4 Neil GREGORY	Yamaha TZR 250 - www.ypmrc.co.uk	5	9:34.242	55.821	0.386	68.33	1:51.114	5
21	199	C	5 Michael FROST	Yamaha TZR250 -	5	9:41.368	1:02.947	7.126	67.49	1:53.281	4
22	42	C	6 Martin PEARSON	Yamaha TZR250 - Viking Inspection	5	9:41.902	1:03.481	0.534	67.43	1:53.380	5
23	71		16 Alan BUSHELL	Yamaha RD250LC -	5	9:42.888	1:04.467	0.986	67.32	1:53.073	5
24	46	C	7 Kevin MARSHALL	Yamaha TZR250 - Stacey Processing	5	9:43.030	1:04.609	0.142	67.30	1:53.412	4
25	77	R	2 Adam COLLINS	Yamaha TZR250 - 2 Cows Racing	5	9:50.338	1:11.917	7.308	66.47	1:54.593	3
26	89	C	8 Andrew TEMPEST	Yamaha TZR250 - Gecko racing/mar-ti titanium	5	9:51.438	1:13.017	1.100	66.34	1:54.791	5
27	31	C	9 Rob FARMER	Yamaha TZR 250 -	5	9:51.596	1:13.175	0.158	66.32	1:55.145	3
28	54*	C	10 John HOLD	Yamaha RD350 YPVS -	5	9:51.637	1:13.216	0.041	66.32	1:53.088	3
29	25		17 Stephen WIMBLE	Yamaha TZR 250 - S.B.W Contractor	5	10:12.213	1:33.792	20.576	64.09	1:55.811	2
30	65	C	11 Nigel TERRY	Yamaha TZR250 - NTrap Garage Doors	5	10:22.037	1:43.616	9.824	63.08	2:00.787	3
31	98	C	12 Sarah ENGLISH	Yamaha TZR250 - Tempest Revivals / English Moss	4	9:00.959	1 Lap	1 Lap	58.03	2:11.479	4

NOT CLASSIFIED

DNF	72	C	John HAMILTON	Yamaha TRZ250 - LW Racing	3	5:39.702	2 Laps	1 Lap	69.30	1:49.830	2
DNF	62	C	David PATERSON	Yamaha TZR 2MA - The love of a good woman	3	6:09.571	2 Laps	29.869	63.70	1:59.642	3

FASTEST LAP

51	Kevin WHOLEY	Yamaha TZR - Twistgrip Motorcycles	5	1:41.957	76.97 mph	123.87 kph
66	Neil GRANT	Yamaha TZR2502MA - Merlin Performance	5	1:48.401	72.39 mph	116.51 kph
24	Adam CARSON	Yamaha TZR250 - Allspeed, all England diamond dr	5	1:52.225	69.93 mph	112.54 kph

* No. 54 - 10 second penalty - jump start
 Class - 92.5% of Race Speed = 70.01 mph
 Class C - 92.5% of Race Speed = 65.63 mph
 Class R - 92.5% of Race Speed = 63.27 mph

Weather / Track : Bright / Dry

These results are provisional until the conclusion of any judicial and technical matters.

 Race Distance: 5 Laps / 10.90 miles
 Cadwell Park: 2.1800 miles
 Date: 06/08/2022 Start: 15:25 Finish: 15:33

Clerk Of Course :	Stewards :	Timekeeper : <i>Craig Smith</i>
-------------------	------------	------------------------------------

 Results can be found at www.tsl-timing.com

Printed - 15:35 Saturday, 06 August 2022



International Sidecar Revival 2022

DFDS Yamaha Past Masters

RACE 6 - LAP CHART

LAP 1 @ 15:27:04.139

NO	BEHIND	LAP TIME
19		1:48.611
30	0.171	1:48.782
51	0.517	1:49.128
27	1.065	1:49.676
13	1.665	1:50.276
7	3.320	1:51.931
74	4.137	1:52.748
8	5.518	1:54.129
57	5.954	1:54.565
66	8.260	1:56.871
92	8.471	1:57.082
29	9.056	1:57.667
26	9.451	1:58.062
4	10.121	1:58.732
28	10.243	1:58.854
72	11.156	1:59.767
125	12.569	2:01.180
228	13.596	2:02.207
24	14.006	2:02.617
100	14.367	2:02.978
73	14.854	2:03.465
42	16.237	2:04.848
71	16.761	2:05.372
199	16.883	2:05.494
54	17.065	2:05.676
46	17.629	2:06.240
25	18.994	2:07.605
31	19.317	2:07.928
65	20.435	2:09.046
89	20.700	2:09.311
77	20.852	2:09.463
62	21.498	2:10.109
98	35.158	2:23.769

LAP 2 @ 15:28:46.886

NO	BEHIND	LAP TIME
51		1:42.230
30	0.066	1:42.642
19	0.810	1:43.557
27	1.256	1:42.938
13	1.772	1:42.854
74	5.131	1:43.741
7	6.491	1:45.918
8	8.014	1:45.243
57	9.749	1:46.542
92	12.696	1:46.972
29	13.574	1:47.265
26	15.570	1:48.866
66	16.716	1:51.203
4	16.833	1:49.459
28	17.881	1:50.385
72	18.239	1:49.830
125	20.692	1:50.870
228	23.391	1:52.542
24	23.780	1:52.521
73	24.315	1:52.208
100	24.703	1:53.083
199	28.273	1:54.137
42	28.951	1:55.461
54	29.537	1:55.219
71	29.705	1:55.691
46	30.087	1:55.205
25	32.058	1:55.811

31	32.158	1:55.588
77	33.659	1:55.554
89	35.060	1:57.107
62	38.571	1:59.820
65	38.943	2:01.255
98	1:05.585	2:13.174

LAP 3 @ 15:30:29.697

NO	BEHIND	LAP TIME
30		1:42.745
51	0.208	1:43.019
19	0.619	1:42.620
13	1.229	1:42.268
27	1.629	1:43.184
74	8.305	1:45.985
7	10.276	1:46.596
8	10.800	1:45.597
57	13.194	1:46.256
92	16.464	1:46.579
29	18.008	1:47.245
26	21.591	1:48.832
4	21.647	1:47.625
66	24.078	1:50.173
28	24.981	1:49.911
72	25.533	1:50.105
125	29.575	1:51.694
228	33.357	1:52.777
24	34.590	1:53.621
100	34.955	1:53.063
73	36.192	1:54.688
199	39.595	1:54.133
54	39.814	1:53.088
42	40.532	1:54.392
71	41.335	1:54.441
46	41.430	1:54.154
31	44.492	1:55.145
77	45.441	1:54.593
89	47.662	1:55.413
25	50.180	2:00.933
62	55.402	1:59.642
65	56.919	2:00.787
98	1:35.311	2:12.537

LAP 4 @ 15:32:11.992

NO	BEHIND	LAP TIME
51		1:42.087
30	0.553	1:42.848
19	0.979	1:42.655
27	2.064	1:42.730
13	2.505	1:43.571
74	11.541	1:45.531
8	13.104	1:44.599
7	14.715	1:46.734
57	16.726	1:45.827
92	21.142	1:46.973
29	24.027	1:48.314
4	27.240	1:47.888
26	27.702	1:48.406
28	30.313	1:47.627
66	31.398	1:49.615
125	38.587	1:51.307
228	43.384	1:52.322
24	44.859	1:52.564
73	45.495	1:51.598
100	46.664	1:54.004

199	50.581	1:53.281
54	50.890	1:53.371
42	52.058	1:53.821
46	52.547	1:53.412
71	53.351	1:54.311
77	58.288	1:55.142
31	58.490	1:56.293
89	1:00.183	1:54.816
25	1:09.016	2:01.131
65	1:19.800	2:05.176

LAP 5 @ 15:33:53.949

NO	BEHIND	LAP TIME
51		1:41.957
30	0.653	1:42.057
19	1.146	1:42.124
13	3.129	1:42.581
27	3.383	1:43.276
74	15.814	1:46.230
8	18.047	1:46.900
7	21.057	1:48.299
57	21.719	1:46.950
98	1 Lap	2:11.479
92	26.410	1:47.225
29	31.425	1:49.355
4	33.776	1:48.493
26	34.533	1:48.788
28	35.320	1:46.964
66	37.842	1:48.401
125	47.000	1:50.370
228	53.127	1:51.700
24	55.127	1:52.225
73	55.435	1:51.897
100	55.821	1:51.114
199	1:02.947	1:54.323
54	1:03.216	1:54.283
42	1:03.481	1:53.380
71	1:04.467	1:53.073
46	1:04.609	1:54.019
77	1:11.917	1:55.586
89	1:13.017	1:54.791
31	1:13.175	1:56.642
25	1:33.792	2:06.733
65	1:43.616	2:05.773

International Sidecar Revival 2022

DFDS Yamaha Past Masters

RACE 6 - SECTOR ANALYSIS



SECTOR 1 = FL to I1, SECTOR 2 = I1 to FL, DIFF = Difference To Personal Best Lap, P = Crossed Finish Line in Pit Lane, D = Time Disallowed

P1 51		Kevin WHOLEY		Yamaha TZR - Twistgrip Motorcycles			
IDEAL LAP TIME : 1:41.547		BEST LAP TIME : 1:41.957		DIFFERENCE : 0.410			
LAP	SECTOR 1	SECTOR 2	LAP TIME	MPH	DIFF	TIME OF DAY	
1 -		43.102	1:49.128	71.91	7.171	15:27:04.656	
2 -	58.938	43.292	1:42.230 (3)	76.76	0.273	15:28:46.886	
3 -	59.968	43.051	1:43.019	76.18	1.062	15:30:29.905	
4 -	59.390	42.697	1:42.087 (2)	76.87	0.130	15:32:11.992	
5 -	59.348	42.609	1:41.957 (1)	76.97		15:33:53.949	

P2 30		Alan COOPER		Yamaha TZR250 - Twistgrip Motorcycles			
IDEAL LAP TIME : 1:42.057		BEST LAP TIME : 1:42.057		DIFFERENCE : 0.000			
LAP	SECTOR 1	SECTOR 2	LAP TIME	MPH	DIFF	TIME OF DAY	
1 -		43.151	1:48.782	72.14	6.725	15:27:04.310	
2 -	59.666	42.976	1:42.642 (2)	76.46	0.585	15:28:46.952	
3 -	59.692	43.053	1:42.745 (3)	76.38	0.688	15:30:29.697	
4 -	1:00.040	42.808	1:42.848	76.30	0.791	15:32:12.545	
5 -	59.318	42.739	1:42.057 (1)	76.89		15:33:54.602	

P3 19		Peter BRANTON		Yamaha TZR 250 - Exactweld Racing			
IDEAL LAP TIME : 1:42.006		BEST LAP TIME : 1:42.124		DIFFERENCE : 0.118			
LAP	SECTOR 1	SECTOR 2	LAP TIME	MPH	DIFF	TIME OF DAY	
1 -		43.330	1:48.611	72.25	6.487	15:27:04.139	
2 -	1:00.343	43.214	1:43.557	75.78	1.433	15:28:47.696	
3 -	59.905	42.715	1:42.620 (2)	76.47	0.496	15:30:30.316	
4 -	59.770	42.885	1:42.655 (3)	76.45	0.531	15:32:12.971	
5 -	59.291	42.833	1:42.124 (1)	76.84		15:33:55.095	

P4 13		Doug EDMONDSON		Yamaha 350 POWER VALVE - Stan Stephens Tuning			
IDEAL LAP TIME : 1:41.894		BEST LAP TIME : 1:42.268		DIFFERENCE : 0.374			
LAP	SECTOR 1	SECTOR 2	LAP TIME	MPH	DIFF	TIME OF DAY	
1 -		44.383	1:50.276	71.16	8.008	15:27:05.804	
2 -	1:00.106	42.748	1:42.854 (3)	76.30	0.586	15:28:48.658	
3 -	59.146	43.122	1:42.268 (1)	76.74		15:30:30.926	
4 -	59.485	44.086	1:43.571	75.77	1.303	15:32:14.497	
5 -	59.750	42.831	1:42.581 (2)	76.50	0.313	15:33:57.078	

P5 27		Richard HAYWARD		Yamaha TZR - Hazel Motors/ Gforce			
IDEAL LAP TIME : 1:42.568		BEST LAP TIME : 1:42.730		DIFFERENCE : 0.162			
LAP	SECTOR 1	SECTOR 2	LAP TIME	MPH	DIFF	TIME OF DAY	
1 -		43.304	1:49.676	71.55	6.946	15:27:05.204	
2 -	1:00.101	42.837	1:42.938 (2)	76.24	0.208	15:28:48.142	
3 -	1:00.017	43.167	1:43.184 (3)	76.05	0.454	15:30:31.326	
4 -	59.819	42.911	1:42.730 (1)	76.39		15:32:14.056	
5 -	1:00.527	42.749	1:43.276	75.99	0.546	15:33:57.332	

P6 74		Paul WHITBY		Yamaha TZR 250 - Greybridge Ltd			
IDEAL LAP TIME : 1:43.741		BEST LAP TIME : 1:43.741		DIFFERENCE : 0.000			
LAP	SECTOR 1	SECTOR 2	LAP TIME	MPH	DIFF	TIME OF DAY	
1 -		44.720	1:52.748	69.60	9.007	15:27:08.276	
2 -	59.681	44.060	1:43.741 (1)	75.65		15:28:52.017	
3 -	1:00.976	45.009	1:45.985 (3)	74.04	2.244	15:30:38.002	
4 -	1:00.706	44.825	1:45.531 (2)	74.36	1.790	15:32:23.533	
5 -	1:00.573	45.657	1:46.230	73.87	2.489	15:34:09.763	

International Sidecar Revival 2022

DFDS Yamaha Past Masters

RACE 6 - SECTOR ANALYSIS



SECTOR 1 = FL to I1, SECTOR 2 = I1 to FL, DIFF = Difference To Personal Best Lap, P = Crossed Finish Line in Pit Lane, D = Time Disallowed

P7 8		David BALL		Yamaha TZR250 - Gardiner Page and Roe pension consultants		
IDEAL LAP TIME : 1:44.599		BEST LAP TIME : 1:44.599		DIFFERENCE : 0.000		
LAP	SECTOR 1	SECTOR 2	LAP TIME	MPH	DIFF	TIME OF DAY
1 -		44.469	1:54.129	68.76	9.530	15:27:09.657
2 -	1:01.263	43.980	1:45.243 (2)	74.57	0.644	15:28:54.900
3 -	1:01.384	44.213	1:45.597 (3)	74.32	0.998	15:30:40.497
4 -	1:00.699	43.900	1:44.599 (1)	75.03		15:32:25.096
5 -	1:01.265	45.635	1:46.900	73.41	2.301	15:34:11.996

P8 7		Rik BALLERINI		Yamaha TZR 250 -		
IDEAL LAP TIME : 1:45.605		BEST LAP TIME : 1:45.918		DIFFERENCE : 0.313		
LAP	SECTOR 1	SECTOR 2	LAP TIME	MPH	DIFF	TIME OF DAY
1 -		44.225	1:51.931	70.11	6.013	15:27:07.459
2 -	1:01.380	44.538	1:45.918 (1)	74.09		15:28:53.377
3 -	1:02.237	44.359	1:46.596 (2)	73.62	0.678	15:30:39.973
4 -	1:01.995	44.739	1:46.734 (3)	73.52	0.816	15:32:26.707
5 -	1:01.976	46.323	1:48.299	72.46	2.381	15:34:15.006

P9 57		Geoff MOOK		Yamaha TZR 250 -		
IDEAL LAP TIME : 1:45.827		BEST LAP TIME : 1:45.827		DIFFERENCE : 0.000		
LAP	SECTOR 1	SECTOR 2	LAP TIME	MPH	DIFF	TIME OF DAY
1 -		44.531	1:54.565	68.50	8.738	15:27:10.093
2 -	1:01.607	44.935	1:46.542 (3)	73.66	0.715	15:28:56.635
3 -	1:01.671	44.585	1:46.256 (2)	73.85	0.429	15:30:42.891
4 -	1:01.365	44.462	1:45.827 (1)	74.15		15:32:28.718
5 -	1:01.388	45.562	1:46.950	73.38	1.123	15:34:15.668

P10 92		Andrew MOOK		Yamaha TZR250 -		
IDEAL LAP TIME : 1:46.475		BEST LAP TIME : 1:46.579		DIFFERENCE : 0.104		
LAP	SECTOR 1	SECTOR 2	LAP TIME	MPH	DIFF	TIME OF DAY
1 -		46.491	1:57.082	67.03	10.503	15:27:12.610
2 -	1:02.356	44.616	1:46.972 (2)	73.36	0.393	15:28:59.582
3 -	1:01.859	44.720	1:46.579 (1)	73.63		15:30:46.161
4 -	1:02.103	44.870	1:46.973 (3)	73.36	0.394	15:32:33.134
5 -	1:02.118	45.107	1:47.225	73.19	0.646	15:34:20.359

P11 29		Derek CRIPPS		Yamaha TZR - Kelly Cripps - Team FBR		
IDEAL LAP TIME : 1:46.819		BEST LAP TIME : 1:47.245		DIFFERENCE : 0.426		
LAP	SECTOR 1	SECTOR 2	LAP TIME	MPH	DIFF	TIME OF DAY
1 -		46.182	1:57.667	66.69	10.422	15:27:13.195
2 -	1:01.973	45.292	1:47.265 (2)	73.16	0.020	15:29:00.460
3 -	1:02.399	44.846	1:47.245 (1)	73.17		15:30:47.705
4 -	1:02.657	45.657	1:48.314 (3)	72.45	1.069	15:32:36.019
5 -	1:03.291	46.064	1:49.355	71.76	2.110	15:34:25.374

P12 4		Denis HALL		Yamaha TZR250 - D & A AUTOS		
IDEAL LAP TIME : 1:47.297		BEST LAP TIME : 1:47.625		DIFFERENCE : 0.328		
LAP	SECTOR 1	SECTOR 2	LAP TIME	MPH	DIFF	TIME OF DAY
1 -		47.737	1:58.732	66.09	11.107	15:27:14.260
2 -	1:03.386	46.073	1:49.459	71.69	1.834	15:29:03.719
3 -	1:02.507	45.118	1:47.625 (1)	72.92		15:30:51.344
4 -	1:02.179	45.709	1:47.888 (2)	72.74	0.263	15:32:39.232
5 -	1:02.885	45.608	1:48.493 (3)	72.33	0.868	15:34:27.725

International Sidecar Revival 2022

DFDS Yamaha Past Masters

RACE 6 - SECTOR ANALYSIS



SECTOR 1 = FL to I1, SECTOR 2 = I1 to FL, DIFF = Difference To Personal Best Lap, P = Crossed Finish Line in Pit Lane, D = Time Disallowed

P13 26 C		Damian LEE		Yamaha TZR250 - Leed Autos		
IDEAL LAP TIME : 1:48.406		BEST LAP TIME : 1:48.406		DIFFERENCE : 0.000		
LAP	SECTOR 1	SECTOR 2	LAP TIME	MPH	DIFF	TIME OF DAY
1 -		45.643	1:58.062	66.47	9.656	15:27:13.590
2 -	1:03.354	45.512	1:48.866	72.08	0.460	15:29:02.456
3 -	1:03.270	45.562	1:48.832 (3)	72.11	0.426	15:30:51.288
4 -	1:03.245	45.161	1:48.406 (1)	72.39		15:32:39.694
5 -	1:03.384	45.404	1:48.788 (2)	72.14	0.382	15:34:28.482

P14 28		Liam McCARTER		Yamaha TZR - Katie McCarter		
IDEAL LAP TIME : 1:46.739		BEST LAP TIME : 1:46.964		DIFFERENCE : 0.225		
LAP	SECTOR 1	SECTOR 2	LAP TIME	MPH	DIFF	TIME OF DAY
1 -		47.507	1:58.854	66.03	11.890	15:27:14.382
2 -	1:03.691	46.694	1:50.385	71.09	3.421	15:29:04.767
3 -	1:03.228	46.683	1:49.911 (3)	71.40	2.947	15:30:54.678
4 -	1:02.981	44.646	1:47.627 (2)	72.91	0.663	15:32:42.305
5 -	1:02.093	44.871	1:46.964 (1)	73.37		15:34:29.269

P15 66 C		Neil GRANT		Yamaha TZR2502MA - Merlin Performance		
IDEAL LAP TIME : 1:48.254		BEST LAP TIME : 1:48.401		DIFFERENCE : 0.147		
LAP	SECTOR 1	SECTOR 2	LAP TIME	MPH	DIFF	TIME OF DAY
1 -		46.390	1:56.871	67.15	8.470	15:27:12.399
2 -	1:04.927	46.276	1:51.203	70.57	2.802	15:29:03.602
3 -	1:04.102	46.071	1:50.173 (3)	71.23	1.772	15:30:53.775
4 -	1:03.717	45.898	1:49.615 (2)	71.59	1.214	15:32:43.390
5 -	1:02.356	46.045	1:48.401 (1)	72.39		15:34:31.791

P16 125		Steve HIGERTY		Yamaha TZR250 - Yellow House/Cambridge MC's		
IDEAL LAP TIME : 1:50.280		BEST LAP TIME : 1:50.370		DIFFERENCE : 0.090		
LAP	SECTOR 1	SECTOR 2	LAP TIME	MPH	DIFF	TIME OF DAY
1 -		47.100	2:01.180	64.76	10.810	15:27:16.708
2 -	1:03.897	46.973	1:50.870 (2)	70.78	0.500	15:29:07.578
3 -	1:04.948	46.746	1:51.694	70.26	1.324	15:30:59.272
4 -	1:04.475	46.832	1:51.307 (3)	70.50	0.937	15:32:50.579
5 -	1:03.987	46.383	1:50.370 (1)	71.10		15:34:40.949

P17 228		Clive EMERSON		Yamaha RD350YPVS -		
IDEAL LAP TIME : 1:51.700		BEST LAP TIME : 1:51.700		DIFFERENCE : 0.000		
LAP	SECTOR 1	SECTOR 2	LAP TIME	MPH	DIFF	TIME OF DAY
1 -		48.351	2:02.207	64.21	10.507	15:27:17.735
2 -	1:05.226	47.316	1:52.542 (3)	69.73	0.842	15:29:10.277
3 -	1:05.445	47.332	1:52.777	69.58	1.077	15:31:03.054
4 -	1:04.908	47.414	1:52.322 (2)	69.87	0.622	15:32:55.376
5 -	1:04.409	47.291	1:51.700 (1)	70.26		15:34:47.076

P18 24 R		Adam CARSON		Yamaha TZR250 - Allspeed, all England diamond drilling and fir		
IDEAL LAP TIME : 1:52.144		BEST LAP TIME : 1:52.225		DIFFERENCE : 0.081		
LAP	SECTOR 1	SECTOR 2	LAP TIME	MPH	DIFF	TIME OF DAY
1 -		47.601	2:02.617	64.00	10.392	15:27:18.145
2 -	1:05.508	47.013	1:52.521 (2)	69.74	0.296	15:29:10.666
3 -	1:05.632	47.989	1:53.621	69.07	1.396	15:31:04.287
4 -	1:05.393	47.171	1:52.564 (3)	69.72	0.339	15:32:56.851
5 -	1:05.131	47.094	1:52.225 (1)	69.93		15:34:49.076

International Sidecar Revival 2022

DFDS Yamaha Past Masters

RACE 6 - SECTOR ANALYSIS



SECTOR 1 = FL to I1, SECTOR 2 = I1 to FL, DIFF = Difference To Personal Best Lap, P = Crossed Finish Line in Pit Lane, D = Time Disallowed

P19 73 C		Colvin TURNER		Yamaha TZR250 -		
IDEAL LAP TIME : 1:51.393		BEST LAP TIME : 1:51.598		DIFFERENCE : 0.205		
LAP	SECTOR 1	SECTOR 2	LAP TIME	MPH	DIFF	TIME OF DAY
1 -		47.393	2:03.465	63.56	11.867	15:27:18.993
2 -	1:04.965	47.243	1:52.208 (3)	69.94	0.610	15:29:11.201
3 -	1:05.449	49.239	1:54.688	68.42	3.090	15:31:05.889
4 -	1:04.280	47.318	1:51.598 (1)	70.32		15:32:57.487
5 -	1:04.784	47.113	1:51.897 (2)	70.13	0.299	15:34:49.384

P20 100 C		Neil GREGORY		Yamaha TZR 250 - www.ypmrc.co.uk		
IDEAL LAP TIME : 1:51.114		BEST LAP TIME : 1:51.114		DIFFERENCE : 0.000		
LAP	SECTOR 1	SECTOR 2	LAP TIME	MPH	DIFF	TIME OF DAY
1 -		47.753	2:02.978	63.81	11.864	15:27:18.506
2 -	1:05.622	47.461	1:53.083 (3)	69.40	1.969	15:29:11.589
3 -	1:05.566	47.497	1:53.063 (2)	69.41	1.949	15:31:04.652
4 -	1:05.323	48.681	1:54.004	68.84	2.890	15:32:58.656
5 -	1:05.155	45.959	1:51.114 (1)	70.63		15:34:49.770

P21 199 C		Michael FROST		Yamaha TZR250 -		
IDEAL LAP TIME : 1:53.054		BEST LAP TIME : 1:53.281		DIFFERENCE : 0.227		
LAP	SECTOR 1	SECTOR 2	LAP TIME	MPH	DIFF	TIME OF DAY
1 -		49.524	2:05.494	62.53	12.213	15:27:21.022
2 -	1:06.302	47.835	1:54.137 (3)	68.76	0.856	15:29:15.159
3 -	1:06.265	47.868	1:54.133 (2)	68.76	0.852	15:31:09.292
4 -	1:05.906	47.375	1:53.281 (1)	69.27		15:33:02.573
5 -	1:05.679	48.644	1:54.323	68.64	1.042	15:34:56.896

P22 42 C		Martin PEARSON		Yamaha TZR250 - Viking Inspection		
IDEAL LAP TIME : 1:53.105		BEST LAP TIME : 1:53.380		DIFFERENCE : 0.275		
LAP	SECTOR 1	SECTOR 2	LAP TIME	MPH	DIFF	TIME OF DAY
1 -		49.147	2:04.848	62.86	11.468	15:27:20.376
2 -	1:07.298	48.163	1:55.461	67.97	2.081	15:29:15.837
3 -	1:06.633	47.759	1:54.392 (3)	68.60	1.012	15:31:10.229
4 -	1:06.231	47.590	1:53.821 (2)	68.95	0.441	15:33:04.050
5 -	1:05.515	47.865	1:53.380 (1)	69.21		15:34:57.430

P23 71		Alan BUSHELL		Yamaha RD250LC -		
IDEAL LAP TIME : 1:52.942		BEST LAP TIME : 1:53.073		DIFFERENCE : 0.131		
LAP	SECTOR 1	SECTOR 2	LAP TIME	MPH	DIFF	TIME OF DAY
1 -		49.177	2:05.372	62.59	12.299	15:27:20.900
2 -	1:06.995	48.696	1:55.691	67.83	2.618	15:29:16.591
3 -	1:06.677	47.764	1:54.441 (3)	68.57	1.368	15:31:11.032
4 -	1:06.013	48.298	1:54.311 (2)	68.65	1.238	15:33:05.343
5 -	1:05.178	47.895	1:53.073 (1)	69.40		15:34:58.416

P24 46 C		Kevin MARSHALL		Yamaha TZR250 - Stacey Processing		
IDEAL LAP TIME : 1:52.620		BEST LAP TIME : 1:53.412		DIFFERENCE : 0.792		
LAP	SECTOR 1	SECTOR 2	LAP TIME	MPH	DIFF	TIME OF DAY
1 -		48.864	2:06.240	62.16	12.828	15:27:21.768
2 -	1:06.515	48.690	1:55.205	68.12	1.793	15:29:16.973
3 -	1:06.875	47.279	1:54.154 (3)	68.74	0.742	15:31:11.127
4 -	1:05.574	47.838	1:53.412 (1)	69.19		15:33:04.539
5 -	1:05.341	48.678	1:54.019 (2)	68.83	0.607	15:34:58.558

International Sidecar Revival 2022

DFDS Yamaha Past Masters

RACE 6 - SECTOR ANALYSIS



SECTOR 1 = FL to I1, SECTOR 2 = I1 to FL, DIFF = Difference To Personal Best Lap, P = Crossed Finish Line in Pit Lane, D = Time Disallowed

P25 77 R Adam COLLINS		Yamaha TZR250 - 2 Cows Racing				
IDEAL LAP TIME : 1:53.731		BEST LAP TIME : 1:54.593		DIFFERENCE : 0.862		
LAP	SECTOR 1	SECTOR 2	LAP TIME	MPH	DIFF	TIME OF DAY
1 -		50.143	2:09.463	60.62	14.870	15:27:24.991
2 -	1:07.485	48.069	1:55.554 (3)	67.91	0.961	15:29:20.545
3 -	1:06.930	47.663	1:54.593 (1)	68.48		15:31:15.138
4 -	1:06.775	48.367	1:55.142 (2)	68.15	0.549	15:33:10.280
5 -	1:06.068	49.518	1:55.586	67.89	0.993	15:35:05.866

P26 89 C Andrew TEMPEST		Yamaha TZR250 - Gecko racing/mar-ti titanium				
IDEAL LAP TIME : 1:54.410		BEST LAP TIME : 1:54.791		DIFFERENCE : 0.381		
LAP	SECTOR 1	SECTOR 2	LAP TIME	MPH	DIFF	TIME OF DAY
1 -		50.140	2:09.311	60.69	14.520	15:27:24.839
2 -	1:09.288	47.819	1:57.107	67.01	2.316	15:29:21.946
3 -	1:07.193	48.220	1:55.413 (3)	67.99	0.622	15:31:17.359
4 -	1:07.044	47.772	1:54.816 (2)	68.35	0.025	15:33:12.175
5 -	1:06.638	48.153	1:54.791 (1)	68.36		15:35:06.966

P27 31 C Rob FARMER		Yamaha TZR 250 -				
IDEAL LAP TIME : 1:55.100		BEST LAP TIME : 1:55.145		DIFFERENCE : 0.045		
LAP	SECTOR 1	SECTOR 2	LAP TIME	MPH	DIFF	TIME OF DAY
1 -		49.200	2:07.928	61.34	12.783	15:27:23.456
2 -	1:07.473	48.115	1:55.588 (2)	67.89	0.443	15:29:19.044
3 -	1:06.985	48.160	1:55.145 (1)	68.15		15:31:14.189
4 -	1:07.216	49.077	1:56.293 (3)	67.48	1.148	15:33:10.482
5 -	1:07.675	48.967	1:56.642	67.28	1.497	15:35:07.124

P28 54 C John HOLD		Yamaha RD350 YPVS -				
IDEAL LAP TIME : 1:52.575		BEST LAP TIME : 1:53.088		DIFFERENCE : 0.513		
LAP	SECTOR 1	SECTOR 2	LAP TIME	MPH	DIFF	TIME OF DAY
1 -		48.901	2:05.676	62.44	12.588	15:27:21.204
2 -	1:06.728	48.491	1:55.219	68.11	2.131	15:29:16.423
3 -	1:05.649	47.439	1:53.088 (1)	69.39		15:31:09.511
4 -	1:06.445	46.926	1:53.371 (2)	69.22	0.283	15:33:02.882
5 -	1:05.743	48.540	1:54.283 (3)	68.67	1.195	15:34:57.165

P29 25 Stephen WIMBLE		Yamaha TZR 250 - S.B.W Contractor				
IDEAL LAP TIME : 1:55.811		BEST LAP TIME : 1:55.811		DIFFERENCE : 0.000		
LAP	SECTOR 1	SECTOR 2	LAP TIME	MPH	DIFF	TIME OF DAY
1 -		49.625	2:07.605	61.50	11.794	15:27:23.133
2 -	1:06.737	49.074	1:55.811 (1)	67.76		15:29:18.944
3 -	1:07.942	52.991	2:00.933 (2)	64.89	5.122	15:31:19.877
4 -	1:10.636	50.495	2:01.131 (3)	64.78	5.320	15:33:21.008
5 -	1:11.508	55.225	2:06.733	61.92	10.922	15:35:27.741

P30 65 C Nigel TERRY		Yamaha TZR250 - NTrap Garage Doors				
IDEAL LAP TIME : 1:59.457		BEST LAP TIME : 2:00.787		DIFFERENCE : 1.330		
LAP	SECTOR 1	SECTOR 2	LAP TIME	MPH	DIFF	TIME OF DAY
1 -		50.247	2:09.046	60.81	8.259	15:27:24.574
2 -	1:09.537	51.718	2:01.255 (2)	64.72	0.468	15:29:25.829
3 -	1:10.867	49.920	2:00.787 (1)	64.97		15:31:26.616
4 -	1:13.191	51.985	2:05.176 (3)	62.69	4.389	15:33:31.792
5 -	1:13.460	52.313	2:05.773	62.39	4.986	15:35:37.565

International Sidecar Revival 2022

DFDS Yamaha Past Masters

RACE 6 - SECTOR ANALYSIS



SECTOR 1 = FL to I1, SECTOR 2 = I1 to FL, DIFF = Difference To Personal Best Lap, P = Crossed Finish Line in Pit Lane, D = Time Disallowed

P31 98 C Sarah ENGLISH		Yamaha TZR250 - Tempest Revivals / English Moss Nail Art				
IDEAL LAP TIME : 2:11.100		BEST LAP TIME : 2:11.479		DIFFERENCE : 0.379		
LAP	SECTOR 1	SECTOR 2	LAP TIME	MPH	DIFF	TIME OF DAY
1 -		56.116	2:23.769	54.58	12.290	15:27:39.297
2 -	1:17.420	55.754	2:13.174 (3)	58.93	1.695	15:29:52.471
3 -	1:17.215	55.322	2:12.537 (2)	59.21	1.058	15:32:05.008
4 -	1:15.778	55.701	2:11.479 (1)	59.69		15:34:16.487

P32 72 C John HAMILTON		Yamaha TRZ250 - LW Racing				
IDEAL LAP TIME : 1:49.049		BEST LAP TIME : 1:49.830		DIFFERENCE : 0.781		
LAP	SECTOR 1	SECTOR 2	LAP TIME	MPH	DIFF	TIME OF DAY
1 -		47.102	1:59.767	65.52	9.937	15:27:15.295
2 -	1:02.728	47.102	1:49.830 (1)	71.45		15:29:05.125
3 -	1:03.784	46.321	1:50.105 (2)	71.27	0.275	15:30:55.230

P33 62 C David PATERSON		Yamaha TZR 2MA - The love of a good woman				
IDEAL LAP TIME : 1:58.682		BEST LAP TIME : 1:59.642		DIFFERENCE : 0.960		
LAP	SECTOR 1	SECTOR 2	LAP TIME	MPH	DIFF	TIME OF DAY
1 -		49.894	2:10.109	60.31	10.467	15:27:25.637
2 -	1:09.381	50.439	1:59.820 (2)	65.49	0.178	15:29:25.457
3 -	1:10.341	49.301	1:59.642 (1)	65.59		15:31:25.099

International Sidecar Revival 2022

DFDS Yamaha Past Masters

RACE 6 - BEST SECTORS

SECTOR 1			SECTOR 2			IDEAL / BEST COMPARISON						
POS	NO	NAME	TIME	NO	NAME	TIME	POS	NO	NAME	IDEAL	BEST	DIFF
									PERFECT LAP	1:41.547		
1	51	WHOLEY	58.938	51	WHOLEY	42.609	1	51	WHOLEY	1:41.547	1:41.957	0.410
2	13	EDMONDSON	59.146	19	BRANTON	42.715	2	13	EDMONDSON	1:41.894	1:42.268	0.374
3	19	BRANTON	59.291	30	COOPER	42.739	3	19	BRANTON	1:42.006	1:42.124	0.118
4	30	COOPER	59.318	13	EDMONDSON	42.748	4	30	COOPER	1:42.057	1:42.057	0.000
5	74	WHITBY	59.681	27	HAYWARD	42.749	5	27	HAYWARD	1:42.568	1:42.730	0.162
6	27	HAYWARD	59.819	8	BALL	43.900	6	74	WHITBY	1:43.741	1:43.741	0.000
7	8	BALL	1:00.699	74	WHITBY	44.060	7	8	BALL	1:44.599	1:44.599	0.000
8	57	MOOK	1:01.365	7	BALLERINI	44.225	8	7	BALLERINI	1:45.605	1:45.918	0.313
9	7	BALLERINI	1:01.380	57	MOOK	44.462	9	57	MOOK	1:45.827	1:45.827	0.000
10	92	MOOK	1:01.859	92	MOOK	44.616	10	92	MOOK	1:46.475	1:46.579	0.104
11	29	CRIPPS	1:01.973	28	McCARTER	44.646	11	28	McCARTER	1:46.739	1:46.964	0.225
12	28	McCARTER	1:02.093	29	CRIPPS	44.846	12	29	CRIPPS	1:46.819	1:47.245	0.426
13	4	HALIL	1:02.179	4	HALIL	45.118	13	4	HALIL	1:47.297	1:47.625	0.328
14	66	GRANT	1:02.356	26	LEE	45.161	14	66	GRANT	1:48.254	1:48.401	0.147
15	72	HAMILTON	1:02.728	66	GRANT	45.898	15	26	LEE	1:48.406	1:48.406	0.000
16	26	LEE	1:03.245	100	GREGORY	45.959	16	72	HAMILTON	1:49.049	1:49.830	0.781
17	125	HIGERTY	1:03.897	72	HAMILTON	46.321	17	125	HIGERTY	1:50.280	1:50.370	0.090
18	73	TURNER	1:04.280	125	HIGERTY	46.383	18	100	GREGORY	1:51.114	1:51.114	0.000
19	228	EMERSON	1:04.409	54	HOLD	46.926	19	73	TURNER	1:51.393	1:51.598	0.205
20	24	CARSON	1:05.131	24	CARSON	47.013	20	228	EMERSON	1:51.700	1:51.700	0.000
21	100	GREGORY	1:05.155	73	TURNER	47.113	21	24	CARSON	1:52.144	1:52.225	0.081
22	71	BUSHELL	1:05.178	46	MARSHALL	47.279	22	54	HOLD	1:52.575	1:53.088	0.513
23	46	MARSHALL	1:05.341	228	EMERSON	47.291	23	46	MARSHALL	1:52.620	1:53.412	0.792
24	42	PEARSON	1:05.515	199	FROST	47.375	24	71	BUSHELL	1:52.942	1:53.073	0.131
25	54	HOLD	1:05.649	42	PEARSON	47.590	25	199	FROST	1:53.054	1:53.281	0.227
26	199	FROST	1:05.679	77	COLLINS	47.663	26	42	PEARSON	1:53.105	1:53.380	0.275
27	77	COLLINS	1:06.068	71	BUSHELL	47.764	27	77	COLLINS	1:53.731	1:54.593	0.862
28	89	TEMPEST	1:06.638	89	TEMPEST	47.772	28	89	TEMPEST	1:54.410	1:54.791	0.381
29	25	WIMBLE	1:06.737	31	FARMER	48.115	29	31	FARMER	1:55.100	1:55.145	0.045
30	31	FARMER	1:06.985	25	WIMBLE	49.074	30	25	WIMBLE	1:55.811	1:55.811	0.000
31	62	PATERSON	1:09.381	62	PATERSON	49.301	31	62	PATERSON	1:58.682	1:59.642	0.960
32	65	TERRY	1:09.537	65	TERRY	49.920	32	65	TERRY	1:59.457	2:00.787	1.330
33	98	ENGLISH	1:15.778	98	ENGLISH	55.322	33	98	ENGLISH	2:11.100	2:11.479	0.379

International Sidecar Revival 2022

DFDS Yamaha Past Masters

RACE 6 - STATISTICS

Competitors Started 33
Planned Start 2022-08-06 @ 14:55:00.000
Actual Start 2022-08-06 @ 15:25:15.527
Finish Time 2022-08-06 @ 15:33:53.948
Track Length 2.1800mi.
Total Laps 160
Total Distance Covered 348.8029mi.

Session Fastest Lap History

NO	CL	NAME	LAP TIME	TIME OF DAY	LAP	VEHICLE
51		Kevin WHOLEY	1:42.230	15:28:46.916	2	Yamaha TZR
51		Kevin WHOLEY	1:42.087	15:32:12.020	4	Yamaha TZR
51		Kevin WHOLEY	1:41.957	15:33:53.978	5	Yamaha TZR

Session Leader History

NO	CL	NAME	FROM LAP	LAPS LED	DISTANCE	VEHICLE
19		Peter BRANTON	1	1	2.18 miles	Yamaha TZR 250
51		Kevin WHOLEY	2	1	2.18 miles	Yamaha TZR
30		Alan COOPER	3	1	2.18 miles	Yamaha TZR250
51		Kevin WHOLEY	4	2	4.36 miles	Yamaha TZR

Flag History

TYPE	TIME OF DAY
GREEN	15:25:15.527
FINISH	15:33:53.948

Flag Statistics

TYPE	COUNT	TOTAL LAPS	TOTAL TIME
Green	1	5	10:25.714
Red	0	0	0.000
Safety Car	0	0	0.000
FCY	0	0	0.000

International Sidecar Revival 2022

DFDS Yamaha Past Masters

RACE 6 - STATISTICS

CLASS :

17 Starters

Fastest Lap History

NO	NAME	LAP TIME	TIME OF DAY	LAP	VEHICLE
51	Kevin WHOLEY	1:42.230	15:28:46.916	2	Yamaha TZR
51	Kevin WHOLEY	1:42.087	15:32:12.020	4	Yamaha TZR
51	Kevin WHOLEY	1:41.957	15:33:53.978	5	Yamaha TZR

Leader History

NO	NAME	FROM LAP	LAPS LED	DISTANCE	VEHICLE
19	Peter BRANTON	1	1	2.18 miles	Yamaha TZR 250
51	Kevin WHOLEY	2	1	2.18 miles	Yamaha TZR
30	Alan COOPER	3	1	2.18 miles	Yamaha TZR250
51	Kevin WHOLEY	4	2	4.36 miles	Yamaha TZR

International Sidecar Revival 2022

DFDS Yamaha Past Masters

RACE 6 - STATISTICS

CLASS : C

14 Starters

Fastest Lap History

NO	NAME	LAP TIME	TIME OF DAY	LAP	VEHICLE
26	Damian LEE	1:48.866	15:29:02.469	2	Yamaha TZR250
26	Damian LEE	1:48.832	15:30:51.301	3	Yamaha TZR250
26	Damian LEE	1:48.406	15:32:39.706	4	Yamaha TZR250
66	Neil GRANT	1:48.401	15:34:31.823	5	Yamaha TZR2502MA

Leader History

NO	NAME	FROM LAP	LAPS LED	DISTANCE	VEHICLE
66	Neil GRANT	1	1	2.18 miles	Yamaha TZR2502MA
26	Damian LEE	2	4	8.72 miles	Yamaha TZR250

International Sidecar Revival 2022

DFDS Yamaha Past Masters

RACE 6 - STATISTICS

CLASS : R

2 Starters


Fastest Lap History

NO	NAME	LAP TIME	TIME OF DAY	LAP	VEHICLE
24	Adam CARSON	1:52.521	15:29:10.699	2	Yamaha TZR250
24	Adam CARSON	1:52.225	15:34:49.110	5	Yamaha TZR250

Leader History

NO	NAME	FROM LAP	LAPS LED	DISTANCE	VEHICLE
24	Adam CARSON	1	5	10.90 miles	Yamaha TZR250

International Sidecar Revival 2022
DFDS Yamaha Past Masters
RACE 13 - GRID (5 Laps)

ROW 12	34	47 Laura PETERS	35	41 David ABRAHAM	36	60 Daniel GOUGH
ROW 11	31	1:59.642 62 David PATERSON	32	2:00.787 65 Nigel TERRY	33	2:11.479 98 Sarah ENGLISH
ROW 10	28	1:54.791 89 Andrew TEMPEST	29	1:55.145 31 Rob FARMER	30	1:55.811 25 Stephen WIMBLE
ROW 9	25	1:53.380 42 Martin PEARSON	26	1:53.412 46 Kevin MARSHALL	27	1:54.593 77 Adam COLLINS
ROW 8	22	1:53.073 71 Alan BUSHELL	23	1:53.088 54 John HOLD	24	1:53.281 199 Michael FROST
ROW 7	19	1:51.598 73 Colvin TURNER	20	1:51.700 228 Clive EMERSON	21	1:52.225 24 Adam CARSON
ROW 6	16	1:49.830 72 John HAMILTON	17	1:50.370 125 Steve HIGERTY	18	1:51.114 100 Neil GREGORY
ROW 5	13	1:47.625 4 Denis HALIL	14	1:48.401 66 Neil GRANT	15	1:48.406 26 Damian LEE
ROW 4	10	1:46.579 92 Andrew MOOK	11	1:46.964 28 Liam McCARTER	12	1:47.245 29 Derek CRIPPS
ROW 3	7	1:44.599 8 David BALL	8	1:45.827 57 Geoff MOOK	9	1:45.918 7 Rik BALLERINI
ROW 2	4	1:42.268 13 Doug EDMONDSON	5	1:42.730 27 Richard HAYWARD	6	1:43.741 74 Paul WHITBY
ROW 1	1	1:41.957 51 Kevin WHOLEY	2	1:42.057 30 Alan COOPER	3	1:42.124 19 Peter BRANTON
Pole						
						

Cadwell Park: 2.1800 miles

These results are provisional until the conclusion of any judicial and technical matters.

Clerk Of Course :

Stewards :

Timekeeper :

Craig Smith

 Results can be found at www.tsl-timing.com

Printed - 15:38 Saturday, 06 August 2022



International Sidecar Revival 2022
DFDS Yamaha Past Masters
RACE 13 - CLASSIFICATION

POS	NO	CL	PIC NAME	ENTRY	LAPS	TIME	GAP	DIFF	MPH	BEST	ON
1	13		1 Jamie KELMAN	Yamaha 350 POWER VALVE -	6	10:21.424			75.77	1:41.975	6
2	30		2 Alan COOPER	Yamaha TZR250 - Twistgrip Motorcycles	6	10:21.735	0.311	0.311	75.73	1:41.850	5
3	19		3 Peter BRANTON	Yamaha TZR 250 - Exactweld Racing	6	10:22.029	0.605	0.294	75.70	1:41.849	6
4	51		4 Kevin WHOLEY	Yamaha TZR - Twistgrip Motorcycles	6	10:23.035	1.611	1.006	75.57	1:41.948	6
5	27		5 Richard HAYWARD	Yamaha TZR - Hazel Motors/ Gforce	6	10:28.800	7.376	5.765	74.88	1:42.690	2
6	74		6 Paul WHITBY	Yamaha TZR 250 - Greybridge Ltd	6	10:33.352	11.928	4.552	74.34	1:43.949	3
7	8		7 David BALL	Yamaha TZR250 - Gardiner Page and Roe pension	6	10:42.654	21.230	9.302	73.27	1:43.857	5
8	57		8 Geoff MOOK	Yamaha TZR 250 -	6	10:42.749	21.325	0.095	73.26	1:44.909	5
9	7		9 Rik BALLERINI	Yamaha TZR 250 -	6	10:50.375	28.951	7.626	72.40	1:46.063	3
10	66	C	1 Neil GRANT	Yamaha TZR2502MA - Merlin Performance	6	10:54.486	33.062	4.111	71.94	1:47.430	6
11	4		10 Denis HALIL	Yamaha TZR250 - D & A AUTOS	6	10:55.543	34.119	1.057	71.83	1:47.282	2
12	92	C	2 Andrew MOOK	Yamaha TZR250 -	6	10:56.746	35.322	1.203	71.69	1:47.636	5
13	28		11 Liam McCARTER	Yamaha TZR - Katie McCarter	6	10:57.996	36.572	1.250	71.56	1:47.475	3
14	29		12 Derek CRIPPS	Yamaha TZR - Kelly Cripps - Team FBR	6	10:59.961	38.537	1.965	71.35	1:47.827	3
15	26	C	3 Damian LEE	Yamaha TZR250 - Leed Autos	6	11:07.726	46.302	7.765	70.52	1:49.149	5
16	24	R	1 Adam CARSON	Yamaha TZR250 - Allspeed, all England diamond dr	6	11:15.739	54.315	8.013	69.68	1:50.887	5
17	72	C	4 John HAMILTON	Yamaha TRZ250 - LW Racing	6	11:16.187	54.763	0.448	69.63	1:50.325	3
18	100	C	5 Neil GREGORY	Yamaha TZR 250 - www.ypmrc.co.uk	6	11:16.278	54.854	0.091	69.62	1:51.138	3
19	228		13 Clive EMERSON	Yamaha RD350YPVS -	6	11:27.933	1:06.509	11.655	68.44	1:51.161	6
20	125		14 Steve HIGERTY	Yamaha TZR250 - Yellow House/Cambridge MC's	6	11:28.580	1:07.156	0.647	68.38	1:53.107	6
21	71		15 Alan BUSHELL	Yamaha RD250LC -	6	11:29.500	1:08.076	0.920	68.29	1:52.833	4
22	54	C	6 John HOLD	Yamaha RD350 YPVS -	6	11:32.246	1:10.822	2.746	68.02	1:52.570	2
23	199	C	7 Michael FROST	Yamaha TZR250 -	6	11:40.271	1:18.847	8.025	67.24	1:54.675	2
24	46	C	8 Kevin MARSHALL	Yamaha TZR250 - Stacey Processing	6	11:41.261	1:19.837	0.990	67.14	1:53.570	5
25	73	C	9 Colvin TURNER	Yamaha TZR250 -	6	11:41.372	1:19.948	0.111	67.13	1:53.399	2
26	77	R	2 Adam COLLINS	Yamaha TZR250 - 2 Cows Racing	6	11:45.171	1:23.747	3.799	66.77	1:54.917	6
27	89	C	10 Andrew TEMPEST	Yamaha TZR250 - Gecko racing/mar-ti titanium	6	11:51.121	1:29.697	5.950	66.21	1:55.507	4
28	42	C	11 Martin PEARSON	Yamaha TZR250 - Viking Inspection	6	11:52.453	1:31.029	1.332	66.09	1:55.490	4
29	31	C	12 Rob FARMER	Yamaha TZR 250 -	6	11:59.254	1:37.830	6.801	65.46	1:56.474	3
30	25		16 Stephen WIMBLE	Yamaha TZR 250 - S.B.W Contractor	6	12:04.874	1:43.450	5.620	64.96	1:57.999	3
31	65	C	13 Nigel TERRY	Yamaha TZR250 - NTrap Garage Doors	6	12:26.841	2:05.417	21.967	63.05	1:59.934	3
32	47	R	3 Laura PETERS	Yamaha TZR250 -	5	12:33.160	1 Lap	1 Lap	52.10	2:26.003	2

NOT CLASSIFIED

DNF	98	C	Sarah ENGLISH	Yamaha TZR250 - Tempest Revivals / English Moss	4	9:07.781	2 Laps	1 Lap	57.30	2:12.921	4
-----	----	---	---------------	---	---	----------	--------	-------	-------	----------	---

FASTEST LAP

19			Peter BRANTON	Yamaha TZR 250 - Exactweld Racing	6	1:41.849			77.05 mph	124.00 kph
66	C		Neil GRANT	Yamaha TZR2502MA - Merlin Performance	6	1:47.430			73.05 mph	117.56 kph
24	R		Adam CARSON	Yamaha TZR250 - Allspeed, all England diamond dr	5	1:50.887			70.77 mph	113.90 kph

Class - 92.5% of Race Speed = 70.08 mph
 Class C - 92.5% of Race Speed = 66.54 mph
 Class R - 92.5% of Race Speed = 64.45 mph

Weather / Track : Bright / Dry

These results are provisional until the conclusion of any judicial and technical matters.

 Race Distance: 6 Laps / 13.08 miles
 Cadwell Park: 2.1800 miles
 Date: 07/08/2022 Start: 09:59 Finish: 10:09

Clerk Of Course :	Stewards :	Timekeeper : <i>Craig Smith</i>
-------------------	------------	------------------------------------

 Results can be found at www.tsl-timing.com

Printed - 10:12 Sunday, 07 August 2022



International Sidecar Revival 2022

DFDS Yamaha Past Masters

RACE 13 - LAP CHART

LAP 1 @ 10:01:02.498

NO	BEHIND	LAP TIME
51		1:48.023
30	0.300	1:48.323
13	0.925	1:48.948
19	1.411	1:49.434
27	1.830	1:49.853
74	2.750	1:50.773
7	4.528	1:52.551
8	4.655	1:52.678
57	4.681	1:52.704
66	6.471	1:54.494
92	6.937	1:54.960
4	8.259	1:56.282
28	9.078	1:57.101
29	9.673	1:57.696
24	11.043	1:59.066
26	11.204	1:59.227
72	11.690	1:59.713
100	11.705	1:59.728
125	13.642	2:01.665
73	13.943	2:01.966
228	14.601	2:02.624
71	15.024	2:03.047
199	16.504	2:04.527
54	16.794	2:04.817
42	17.784	2:05.807
46	18.161	2:06.184
77	18.781	2:06.804
65	20.301	2:08.324
89	20.880	2:08.903
25	21.707	2:09.730
31	21.836	2:09.859
98	37.556	2:25.579
47	50.939	2:38.962

LAP 2 @ 10:02:45.533

NO	BEHIND	LAP TIME
30		1:42.735
51	0.538	1:43.573
13	0.913	1:43.023
19	0.985	1:42.609
27	1.485	1:42.690
74	3.938	1:44.223
7	8.111	1:46.618
8	8.237	1:46.617
57	8.591	1:46.945
66	10.918	1:47.482
92	12.048	1:48.146
4	12.506	1:47.282
28	13.995	1:47.952
29	14.957	1:48.319
26	18.251	1:50.082
24	19.296	1:51.288
72	19.754	1:51.099
100	20.216	1:51.546
73	24.307	1:53.399
125	24.411	1:53.804
228	24.844	1:53.278
71	25.389	1:53.400
54	26.329	1:52.570
199	28.144	1:54.675
42	31.321	1:56.572
46	31.752	1:56.626
77	32.007	1:56.261

89	36.524	1:58.679
25	37.604	1:58.932
31	37.709	1:58.908
65	39.274	2:02.008
98	1:10.442	2:15.921
47	1:33.907	2:26.003

LAP 3 @ 10:04:28.263

NO	BEHIND	LAP TIME
30		1:42.730
19	0.396	1:42.141
13	1.209	1:43.026
51	1.655	1:43.847
27	1.988	1:43.233
74	5.157	1:43.949
7	11.444	1:46.063
8	11.580	1:46.073
57	12.272	1:46.411
66	16.547	1:48.359
4	17.279	1:47.503
92	17.854	1:48.536
28	18.740	1:47.475
29	20.054	1:47.827
26	24.691	1:49.170
72	27.349	1:50.325
24	28.150	1:51.584
100	28.624	1:51.138
125	35.180	1:53.499
71	35.868	1:53.209
73	37.495	1:55.918
54	37.603	1:54.004
228	38.120	1:56.006
199	40.839	1:55.425
46	44.401	1:55.379
77	46.228	1:56.951
42	46.296	1:57.705
89	49.766	1:55.972
31	51.453	1:56.474
25	52.873	1:57.999
65	56.478	1:59.934
98	1:41.072	2:13.360

LAP 4 @ 10:06:11.509

NO	BEHIND	LAP TIME
19		1:42.850
13	0.015	1:42.052
30	0.629	1:43.875
51	1.212	1:42.803
27	1.978	1:43.236
74	6.557	1:44.646
57	15.477	1:46.451
7	16.526	1:48.328
8	16.662	1:48.328
66	22.206	1:48.905
4	22.854	1:48.821
92	23.412	1:48.804
28	24.294	1:48.800
29	25.816	1:49.008
26	31.529	1:50.084
72	35.582	1:51.479
47	1 Lap	2:28.323
24	36.738	1:51.834
100	36.781	1:51.403
125	45.124	1:53.190
71	45.455	1:52.833

228	46.806	1:51.932
54	49.819	1:55.462
73	49.979	1:55.730
199	53.092	1:55.499
46	54.909	1:53.754
77	58.074	1:55.092
42	58.540	1:55.490
89	1:02.027	1:55.507
31	1:04.887	1:56.680
25	1:08.401	1:58.774
65	1:16.919	2:03.687

LAP 5 @ 10:07:53.924

NO	BEHIND	LAP TIME
13		1:42.400
30	0.064	1:41.850
19	0.731	1:43.146
51	1.638	1:42.841
27	4.259	1:44.696
74	9.471	1:45.329
57	17.971	1:44.909
8	18.104	1:43.857
7	21.839	1:47.728
66	27.607	1:47.816
4	27.782	1:47.343
98	1 Lap	2:12.921
92	28.633	1:47.636
28	29.380	1:47.501
29	31.438	1:48.037
26	38.263	1:49.149
72	44.228	1:51.061
24	45.210	1:50.887
100	45.687	1:51.321
125	56.024	1:53.315
71	56.396	1:53.356
228	57.323	1:52.932
54	1:00.097	1:52.693
73	1:03.011	1:55.447
199	1:05.810	1:55.133
46	1:06.064	1:53.570
77	1:10.805	1:55.146
42	1:14.118	1:57.993
89	1:16.066	1:56.454
31	1:20.741	1:58.269
47	1 Lap	2:27.999
25	1:24.846	1:58.860
65	1:39.432	2:04.928

LAP 6 @ 10:09:35.899

NO	BEHIND	LAP TIME
13		1:41.975
30	0.311	1:42.222
19	0.605	1:41.849
51	1.611	1:41.948
27	7.376	1:45.092
74	11.928	1:44.432
8	21.230	1:45.101
57	21.325	1:45.329
7	28.951	1:49.087
66	33.062	1:47.430
4	34.119	1:48.312
92	35.322	1:48.664
28	36.572	1:49.167
29	38.537	1:49.074
26	46.302	1:50.014

24	54.315	1:51.080
72	54.763	1:52.510
100	54.854	1:51.142
228	1:06.509	1:51.161
125	1:07.156	1:53.107
71	1:08.076	1:53.655
54	1:10.822	1:52.700
199	1:18.847	1:55.012
46	1:19.837	1:55.748
73	1:19.948	1:58.912
77	1:23.747	1:54.917
89	1:29.697	1:55.606
42	1:31.029	1:58.886
31	1:37.830	1:59.064
25	1:43.450	2:00.579
65	2:05.417	2:07.960
47	1 Lap	2:31.873

International Sidecar Revival 2022

DFDS Yamaha Past Masters

RACE 13 - SECTOR ANALYSIS



SECTOR 1 = FL to I1, SECTOR 2 = I1 to FL, DIFF = Difference To Personal Best Lap, P = Crossed Finish Line in Pit Lane, D = Time Disallowed

P1 13		Jamie KELMAN		Yamaha 350 POWER VALVE -			
IDEAL LAP TIME : 1:41.698		BEST LAP TIME : 1:41.975		DIFFERENCE : 0.277			
LAP	SECTOR 1	SECTOR 2	LAP TIME	MPH	DIFF	TIME OF DAY	
1 -		43.092	1:48.948	72.03	6.973	10:01:03.423	
2 -	59.956	43.067	1:43.023	76.17	1.048	10:02:46.446	
3 -	59.953	43.073	1:43.026	76.17	1.051	10:04:29.472	
4 -	59.672	42.380	1:42.052 (2)	76.90	0.077	10:06:11.524	
5 -	59.624	42.776	1:42.400 (3)	76.64	0.425	10:07:53.924	
6 -	59.318	42.657	1:41.975 (1)	76.96		10:09:35.899	

P2 30		Alan COOPER		Yamaha TZR250 - Twistgrip Motorcycles			
IDEAL LAP TIME : 1:41.181		BEST LAP TIME : 1:41.850		DIFFERENCE : 0.669			
LAP	SECTOR 1	SECTOR 2	LAP TIME	MPH	DIFF	TIME OF DAY	
1 -		42.892	1:48.323	72.45	6.473	10:01:02.798	
2 -	59.758	42.977	1:42.735	76.39	0.885	10:02:45.533	
3 -	59.788	42.942	1:42.730 (3)	76.39	0.880	10:04:28.263	
4 -	1:00.596	43.279	1:43.875	75.55	2.025	10:06:12.138	
5 -	59.688	42.162	1:41.850 (1)	77.05		10:07:53.988	
6 -	59.019	43.203	1:42.222 (2)	76.77	0.372	10:09:36.210	

P3 19		Peter BRANTON		Yamaha TZR 250 - Exactweld Racing			
IDEAL LAP TIME : 1:41.554		BEST LAP TIME : 1:41.849		DIFFERENCE : 0.295			
LAP	SECTOR 1	SECTOR 2	LAP TIME	MPH	DIFF	TIME OF DAY	
1 -		43.176	1:49.434	71.71	7.585	10:01:03.909	
2 -	59.720	42.889	1:42.609 (3)	76.48	0.760	10:02:46.518	
3 -	59.140	43.001	1:42.141 (2)	76.83	0.292	10:04:28.659	
4 -	59.835	43.015	1:42.850	76.30	1.001	10:06:11.509	
5 -	1:00.732	42.414	1:43.146	76.08	1.297	10:07:54.655	
6 -	59.145	42.704	1:41.849 (1)	77.05		10:09:36.504	

P4 51		Kevin WHOLEY		Yamaha TZR - Twistgrip Motorcycles			
IDEAL LAP TIME : 1:41.948		BEST LAP TIME : 1:41.948		DIFFERENCE : 0.000			
LAP	SECTOR 1	SECTOR 2	LAP TIME	MPH	DIFF	TIME OF DAY	
1 -		42.965	1:48.023	72.65	6.075	10:01:02.498	
2 -	1:00.295	43.278	1:43.573	75.77	1.625	10:02:46.071	
3 -	59.998	43.849	1:43.847	75.57	1.899	10:04:29.918	
4 -	59.583	43.220	1:42.803 (2)	76.34	0.855	10:06:12.721	
5 -	1:00.164	42.677	1:42.841 (3)	76.31	0.893	10:07:55.562	
6 -	59.384	42.564	1:41.948 (1)	76.98		10:09:37.510	

P5 27		Richard HAYWARD		Yamaha TZR - Hazel Motors/ Gforce			
IDEAL LAP TIME : 1:42.690		BEST LAP TIME : 1:42.690		DIFFERENCE : 0.000			
LAP	SECTOR 1	SECTOR 2	LAP TIME	MPH	DIFF	TIME OF DAY	
1 -		43.454	1:49.853	71.44	7.163	10:01:04.328	
2 -	59.752	42.938	1:42.690 (1)	76.42		10:02:47.018	
3 -	59.880	43.353	1:43.233 (2)	76.02	0.543	10:04:30.251	
4 -	1:00.060	43.176	1:43.236 (3)	76.02	0.546	10:06:13.487	
5 -	1:01.300	43.396	1:44.696	74.96	2.006	10:07:58.183	
6 -	1:00.871	44.221	1:45.092	74.67	2.402	10:09:43.275	

P6 74		Paul WHITBY		Yamaha TZR 250 - Greybridge Ltd			
IDEAL LAP TIME : 1:43.949		BEST LAP TIME : 1:43.949		DIFFERENCE : 0.000			
LAP	SECTOR 1	SECTOR 2	LAP TIME	MPH	DIFF	TIME OF DAY	
1 -		44.045	1:50.773	70.84	6.824	10:01:05.248	
2 -	1:00.247	43.976	1:44.223 (2)	75.30	0.274	10:02:49.471	
3 -	1:00.011	43.938	1:43.949 (1)	75.49		10:04:33.420	
4 -	1:00.464	44.182	1:44.646	74.99	0.697	10:06:18.066	
5 -	1:00.808	44.521	1:45.329	74.51	1.380	10:08:03.395	
6 -	1:00.168	44.264	1:44.432 (3)	75.15	0.483	10:09:47.827	

International Sidecar Revival 2022

DFDS Yamaha Past Masters

RACE 13 - SECTOR ANALYSIS



SECTOR 1 = FL to I1, SECTOR 2 = I1 to FL, DIFF = Difference To Personal Best Lap, P = Crossed Finish Line in Pit Lane, D = Time Disallowed

P7 8		David BALL		Yamaha TZR250 - Gardiner Page and Roe pension consultants			
IDEAL LAP TIME : 1:43.857		BEST LAP TIME : 1:43.857		DIFFERENCE : 0.000			
LAP	SECTOR 1	SECTOR 2	LAP TIME	MPH	DIFF	TIME OF DAY	
1 -		44.651	1:52.678	69.65	8.821	10:01:07.153	
2 -	1:02.246	44.371	1:46.617	73.60	2.760	10:02:53.770	
3 -	1:01.826	44.247	1:46.073 (3)	73.98	2.216	10:04:39.843	
4 -	1:03.848	44.480	1:48.328	72.44	4.471	10:06:28.171	
5 -	1:00.447	43.410	1:43.857 (1)	75.56		10:08:12.028	
6 -	1:01.093	44.008	1:45.101 (2)	74.67	1.244	10:09:57.129	

P8 57		Geoff MOOK		Yamaha TZR 250 -			
IDEAL LAP TIME : 1:44.841		BEST LAP TIME : 1:44.909		DIFFERENCE : 0.068			
LAP	SECTOR 1	SECTOR 2	LAP TIME	MPH	DIFF	TIME OF DAY	
1 -		45.071	1:52.704	69.63	7.795	10:01:07.179	
2 -	1:02.431	44.514	1:46.945	73.38	2.036	10:02:54.124	
3 -	1:01.817	44.594	1:46.411 (3)	73.75	1.502	10:04:40.535	
4 -	1:02.628	43.823	1:46.451	73.72	1.542	10:06:26.986	
5 -	1:01.018	43.891	1:44.909 (1)	74.80		10:08:11.895	
6 -	1:01.418	43.911	1:45.329 (2)	74.51	0.420	10:09:57.224	

P9 7		Rik BALLERINI		Yamaha TZR 250 -			
IDEAL LAP TIME : 1:46.063		BEST LAP TIME : 1:46.063		DIFFERENCE : 0.000			
LAP	SECTOR 1	SECTOR 2	LAP TIME	MPH	DIFF	TIME OF DAY	
1 -		45.119	1:52.551	69.72	6.488	10:01:07.026	
2 -	1:02.005	44.613	1:46.618 (2)	73.60	0.555	10:02:53.644	
3 -	1:01.631	44.432	1:46.063 (1)	73.99		10:04:39.707	
4 -	1:03.687	44.641	1:48.328	72.44	2.265	10:06:28.035	
5 -	1:01.773	45.955	1:47.728 (3)	72.85	1.665	10:08:15.763	
6 -	1:02.972	46.115	1:49.087	71.94	3.024	10:10:04.850	

P10 66 C		Neil GRANT		Yamaha TZR2502MA - Merlin Performance			
IDEAL LAP TIME : 1:46.952		BEST LAP TIME : 1:47.430		DIFFERENCE : 0.478			
LAP	SECTOR 1	SECTOR 2	LAP TIME	MPH	DIFF	TIME OF DAY	
1 -		44.800	1:54.494	68.54	7.064	10:01:08.969	
2 -	1:02.618	44.864	1:47.482 (2)	73.01	0.052	10:02:56.451	
3 -	1:03.177	45.182	1:48.359	72.42	0.929	10:04:44.810	
4 -	1:03.504	45.401	1:48.905	72.06	1.475	10:06:33.715	
5 -	1:02.925	44.891	1:47.816 (3)	72.79	0.386	10:08:21.531	
6 -	1:03.096	44.334	1:47.430 (1)	73.05		10:10:08.961	

P11 4		Denis HALIL		Yamaha TZR250 - D & A AUTOS			
IDEAL LAP TIME : 1:46.706		BEST LAP TIME : 1:47.282		DIFFERENCE : 0.576			
LAP	SECTOR 1	SECTOR 2	LAP TIME	MPH	DIFF	TIME OF DAY	
1 -		45.810	1:56.282	67.49	9.000	10:01:10.757	
2 -	1:02.037	45.245	1:47.282 (1)	73.15		10:02:58.039	
3 -	1:02.345	45.158	1:47.503 (3)	73.00	0.221	10:04:45.542	
4 -	1:03.232	45.589	1:48.821	72.11	1.539	10:06:34.363	
5 -	1:02.674	44.669	1:47.343 (2)	73.11	0.061	10:08:21.706	
6 -	1:02.847	45.465	1:48.312	72.45	1.030	10:10:10.018	

P12 92 C		Andrew MOOK		Yamaha TZR250 -			
IDEAL LAP TIME : 1:47.314		BEST LAP TIME : 1:47.636		DIFFERENCE : 0.322			
LAP	SECTOR 1	SECTOR 2	LAP TIME	MPH	DIFF	TIME OF DAY	
1 -		44.862	1:54.960	68.26	7.324	10:01:09.435	
2 -	1:02.585	45.561	1:48.146 (2)	72.56	0.510	10:02:57.581	
3 -	1:02.512	46.024	1:48.536 (3)	72.30	0.900	10:04:46.117	
4 -	1:02.858	45.946	1:48.804	72.13	1.168	10:06:34.921	
5 -	1:02.452	45.184	1:47.636 (1)	72.91		10:08:22.557	
6 -	1:02.455	46.209	1:48.664	72.22	1.028	10:10:11.221	

International Sidecar Revival 2022

DFDS Yamaha Past Masters

RACE 13 - SECTOR ANALYSIS



SECTOR 1 = FL to I1, SECTOR 2 = I1 to FL, DIFF = Difference To Personal Best Lap, P = Crossed Finish Line in Pit Lane, D = Time Disallowed

P13 28		Liam McCARTER		Yamaha TZR - Katie McCarter			
IDEAL LAP TIME : 1:47.452		BEST LAP TIME : 1:47.475		DIFFERENCE : 0.023			
LAP	SECTOR 1	SECTOR 2	LAP TIME	MPH	DIFF	TIME OF DAY	
1 -		45.603	1:57.101	67.01	9.626	10:01:11.576	
2 -	1:02.996	44.956	1:47.952 (3)	72.69	0.477	10:02:59.528	
3 -	1:02.767	44.708	1:47.475 (1)	73.02		10:04:47.003	
4 -	1:02.764	46.036	1:48.800	72.13	1.325	10:06:35.803	
5 -	1:02.744	44.757	1:47.501 (2)	73.00	0.026	10:08:23.304	
6 -	1:04.069	45.098	1:49.167	71.89	1.692	10:10:12.471	

P14 29		Derek CRIPPS		Yamaha TZR - Kelly Cripps - Team FBR			
IDEAL LAP TIME : 1:47.555		BEST LAP TIME : 1:47.827		DIFFERENCE : 0.272			
LAP	SECTOR 1	SECTOR 2	LAP TIME	MPH	DIFF	TIME OF DAY	
1 -		45.665	1:57.696	66.68	9.869	10:01:12.171	
2 -	1:02.922	45.397	1:48.319 (3)	72.45	0.492	10:03:00.490	
3 -	1:02.916	44.911	1:47.827 (1)	72.78		10:04:48.317	
4 -	1:02.644	46.364	1:49.008	71.99	1.181	10:06:37.325	
5 -	1:02.872	45.165	1:48.037 (2)	72.64	0.210	10:08:25.362	
6 -	1:03.394	45.680	1:49.074	71.95	1.247	10:10:14.436	

P15 26 C		Damian LEE		Yamaha TZR250 - Leed Autos			
IDEAL LAP TIME : 1:49.043		BEST LAP TIME : 1:49.149		DIFFERENCE : 0.106			
LAP	SECTOR 1	SECTOR 2	LAP TIME	MPH	DIFF	TIME OF DAY	
1 -		46.422	1:59.227	65.82	10.078	10:01:13.702	
2 -	1:04.406	45.676	1:50.082	71.29	0.933	10:03:03.784	
3 -	1:03.708	45.462	1:49.170 (2)	71.88	0.021	10:04:52.954	
4 -	1:04.041	46.043	1:50.084	71.29	0.935	10:06:43.038	
5 -	1:03.814	45.335	1:49.149 (1)	71.90		10:08:32.187	
6 -	1:03.807	46.207	1:50.014 (3)	71.33	0.865	10:10:22.201	

P16 24 R		Adam CARSON		Yamaha TZR250 - Allspeed, all England diamond drilling and fir			
IDEAL LAP TIME : 1:50.751		BEST LAP TIME : 1:50.887		DIFFERENCE : 0.136			
LAP	SECTOR 1	SECTOR 2	LAP TIME	MPH	DIFF	TIME OF DAY	
1 -		46.454	1:59.066	65.91	8.179	10:01:13.541	
2 -	1:05.003	46.285	1:51.288 (3)	70.52	0.401	10:03:04.829	
3 -	1:05.129	46.455	1:51.584	70.33	0.697	10:04:56.413	
4 -	1:05.334	46.500	1:51.834	70.17	0.947	10:06:48.247	
5 -	1:04.796	46.091	1:50.887 (1)	70.77		10:08:39.134	
6 -	1:04.660	46.420	1:51.080 (2)	70.65	0.193	10:10:30.214	

P17 72 C		John HAMILTON		Yamaha TR250 - LW Racing			
IDEAL LAP TIME : 1:50.042		BEST LAP TIME : 1:50.325		DIFFERENCE : 0.283			
LAP	SECTOR 1	SECTOR 2	LAP TIME	MPH	DIFF	TIME OF DAY	
1 -		46.024	1:59.713	65.55	9.388	10:01:14.188	
2 -	1:04.488	46.611	1:51.099 (3)	70.64	0.774	10:03:05.287	
3 -	1:04.186	46.139	1:50.325 (1)	71.13		10:04:55.612	
4 -	1:05.121	46.358	1:51.479	70.39	1.154	10:06:47.091	
5 -	1:04.018	47.043	1:51.061 (2)	70.66	0.736	10:08:38.152	
6 -	1:06.158	46.352	1:52.510	69.75	2.185	10:10:30.662	

P18 100 C		Neil GREGORY		Yamaha TZR 250 - www.ypmrc.co.uk			
IDEAL LAP TIME : 1:50.520		BEST LAP TIME : 1:51.138		DIFFERENCE : 0.618			
LAP	SECTOR 1	SECTOR 2	LAP TIME	MPH	DIFF	TIME OF DAY	
1 -		46.506	1:59.728	65.54	8.590	10:01:14.203	
2 -	1:04.717	46.829	1:51.546	70.35	0.408	10:03:05.749	
3 -	1:04.528	46.610	1:51.138 (1)	70.61		10:04:56.887	
4 -	1:05.391	46.012	1:51.403	70.44	0.265	10:06:48.290	
5 -	1:04.936	46.385	1:51.321 (3)	70.49	0.183	10:08:39.611	
6 -	1:04.508	46.634	1:51.142 (2)	70.61	0.004	10:10:30.753	

International Sidecar Revival 2022

DFDS Yamaha Past Masters

RACE 13 - SECTOR ANALYSIS



SECTOR 1 = FL to I1, SECTOR 2 = I1 to FL, DIFF = Difference To Personal Best Lap, P = Crossed Finish Line in Pit Lane, D = Time Disallowed

P19 228		Clive EMERSON		Yamaha RD350YPVS -		
IDEAL LAP TIME : 1:51.161		BEST LAP TIME : 1:51.161		DIFFERENCE : 0.000		
LAP	SECTOR 1	SECTOR 2	LAP TIME	MPH	DIFF	TIME OF DAY
1 -		48.385	2:02.624	64.00	11.463	10:01:17.099
2 -	1:05.791	47.487	1:53.278	69.28	2.117	10:03:10.377
3 -	1:07.318	48.688	1:56.006	67.65	4.845	10:05:06.383
4 -	1:05.076	46.856	1:51.932 (2)	70.11	0.771	10:06:58.315
5 -	1:06.195	46.737	1:52.932 (3)	69.49	1.771	10:08:51.247
6 -	1:04.858	46.303	1:51.161 (1)	70.60		10:10:42.408

P20 125		Steve HIGERTY		Yamaha TZR250 - Yellow House/Cambridge MC's		
IDEAL LAP TIME : 1:51.736		BEST LAP TIME : 1:53.107		DIFFERENCE : 1.371		
LAP	SECTOR 1	SECTOR 2	LAP TIME	MPH	DIFF	TIME OF DAY
1 -		48.129	2:01.665	64.50	8.558	10:01:16.140
2 -	1:06.006	47.798	1:53.804	68.96	0.697	10:03:09.944
3 -	1:06.505	46.994	1:53.499	69.14	0.392	10:05:03.443
4 -	1:05.295	47.895	1:53.190 (2)	69.33	0.083	10:06:56.633
5 -	1:05.909	47.406	1:53.315 (3)	69.25	0.208	10:08:49.948
6 -	1:06.666	46.441	1:53.107 (1)	69.38		10:10:43.055

P21 71		Alan BUSHELL		Yamaha RD250LC -		
IDEAL LAP TIME : 1:51.741		BEST LAP TIME : 1:52.833		DIFFERENCE : 1.092		
LAP	SECTOR 1	SECTOR 2	LAP TIME	MPH	DIFF	TIME OF DAY
1 -		47.872	2:03.047	63.78	10.214	10:01:17.522
2 -	1:05.521	47.879	1:53.400	69.20	0.567	10:03:10.922
3 -	1:06.007	47.202	1:53.209 (2)	69.32	0.376	10:05:04.131
4 -	1:05.016	47.817	1:52.833 (1)	69.55		10:06:56.964
5 -	1:06.137	47.219	1:53.356 (3)	69.23	0.523	10:08:50.320
6 -	1:06.930	46.725	1:53.655	69.05	0.822	10:10:43.975

P22 54 C		John HOLD		Yamaha RD350 YPVS -		
IDEAL LAP TIME : 1:52.441		BEST LAP TIME : 1:52.570		DIFFERENCE : 0.129		
LAP	SECTOR 1	SECTOR 2	LAP TIME	MPH	DIFF	TIME OF DAY
1 -		48.490	2:04.817	62.87	12.247	10:01:19.292
2 -	1:05.530	47.040	1:52.570 (1)	69.71		10:03:11.862
3 -	1:05.664	48.340	1:54.004	68.84	1.434	10:05:05.866
4 -	1:06.955	48.507	1:55.462	67.97	2.892	10:07:01.328
5 -	1:05.608	47.085	1:52.693 (2)	69.64	0.123	10:08:54.021
6 -	1:05.789	46.911	1:52.700 (3)	69.63	0.130	10:10:46.721

P23 199 C		Michael FROST		Yamaha TZR250 -		
IDEAL LAP TIME : 1:54.558		BEST LAP TIME : 1:54.675		DIFFERENCE : 0.117		
LAP	SECTOR 1	SECTOR 2	LAP TIME	MPH	DIFF	TIME OF DAY
1 -		48.754	2:04.527	63.02	9.852	10:01:19.002
2 -	1:06.148	48.527	1:54.675 (1)	68.43		10:03:13.677
3 -	1:06.648	48.777	1:55.425	67.99	0.750	10:05:09.102
4 -	1:06.627	48.872	1:55.499	67.94	0.824	10:07:04.601
5 -	1:06.711	48.422	1:55.133 (3)	68.16	0.458	10:08:59.734
6 -	1:06.602	48.410	1:55.012 (2)	68.23	0.337	10:10:54.746

P24 46 C		Kevin MARSHALL		Yamaha TZR250 - Stacey Processing		
IDEAL LAP TIME : 1:53.219		BEST LAP TIME : 1:53.570		DIFFERENCE : 0.351		
LAP	SECTOR 1	SECTOR 2	LAP TIME	MPH	DIFF	TIME OF DAY
1 -		48.902	2:06.184	62.19	12.614	10:01:20.659
2 -	1:07.142	49.484	1:56.626	67.29	3.056	10:03:17.285
3 -	1:07.966	47.413	1:55.379 (3)	68.01	1.809	10:05:12.664
4 -	1:06.156	47.598	1:53.754 (2)	68.99	0.184	10:07:06.418
5 -	1:06.507	47.063	1:53.570 (1)	69.10		10:08:59.988
6 -	1:06.497	49.251	1:55.748	67.80	2.178	10:10:55.736

International Sidecar Revival 2022

DFDS Yamaha Past Masters

RACE 13 - SECTOR ANALYSIS



SECTOR 1 = FL to I1, SECTOR 2 = I1 to FL, DIFF = Difference To Personal Best Lap, P = Crossed Finish Line in Pit Lane, D = Time Disallowed

P25 73 C		Colvin TURNER		Yamaha TZR250 -		
IDEAL LAP TIME : 1:52.846		BEST LAP TIME : 1:53.399		DIFFERENCE : 0.553		
LAP	SECTOR 1	SECTOR 2	LAP TIME	MPH	DIFF	TIME OF DAY
1 -		47.480	2:01.966	64.34	8.567	10:01:16.441
2 -	1:05.366	48.033	1:53.399 (1)	69.20		10:03:09.840
3 -	1:06.614	49.304	1:55.918	67.70	2.519	10:05:05.758
4 -	1:06.830	48.900	1:55.730 (3)	67.81	2.331	10:07:01.488
5 -	1:06.559	48.888	1:55.447 (2)	67.97	2.048	10:08:56.935
6 -	1:08.947	49.965	1:58.912	65.99	5.513	10:10:55.847

P26 77 R		Adam COLLINS		Yamaha TZR250 - 2 Cows Racing		
IDEAL LAP TIME : 1:54.767		BEST LAP TIME : 1:54.917		DIFFERENCE : 0.150		
LAP	SECTOR 1	SECTOR 2	LAP TIME	MPH	DIFF	TIME OF DAY
1 -		49.167	2:06.804	61.89	11.887	10:01:21.279
2 -	1:06.986	49.275	1:56.261	67.50	1.344	10:03:17.540
3 -	1:08.040	48.911	1:56.951	67.10	2.034	10:05:14.491
4 -	1:07.271	47.821	1:55.092 (2)	68.18	0.175	10:07:09.583
5 -	1:07.135	48.011	1:55.146 (3)	68.15	0.229	10:09:04.729
6 -	1:07.136	47.781	1:54.917 (1)	68.29		10:10:59.646

P27 89 C		Andrew TEMPEST		Yamaha TZR250 - Gecko racing/mar-ti titanium		
IDEAL LAP TIME : 1:54.995		BEST LAP TIME : 1:55.507		DIFFERENCE : 0.512		
LAP	SECTOR 1	SECTOR 2	LAP TIME	MPH	DIFF	TIME OF DAY
1 -		49.342	2:08.903	60.88	13.396	10:01:23.378
2 -	1:09.795	48.884	1:58.679	66.12	3.172	10:03:22.057
3 -	1:07.639	48.333	1:55.972 (3)	67.67	0.465	10:05:18.029
4 -	1:07.664	47.843	1:55.507 (1)	67.94		10:07:13.536
5 -	1:07.153	49.301	1:56.454	67.39	0.947	10:09:09.990
6 -	1:07.764	47.842	1:55.606 (2)	67.88	0.099	10:11:05.596

P28 42 C		Martin PEARSON		Yamaha TZR250 - Viking Inspection		
IDEAL LAP TIME : 1:55.490		BEST LAP TIME : 1:55.490		DIFFERENCE : 0.000		
LAP	SECTOR 1	SECTOR 2	LAP TIME	MPH	DIFF	TIME OF DAY
1 -		48.737	2:05.807	62.38	10.317	10:01:20.282
2 -	1:07.351	49.221	1:56.572 (2)	67.32	1.082	10:03:16.854
3 -	1:08.561	49.144	1:57.705 (3)	66.67	2.215	10:05:14.559
4 -	1:07.190	48.300	1:55.490 (1)	67.95		10:07:10.049
5 -	1:08.295	49.698	1:57.993	66.51	2.503	10:09:08.042
6 -	1:09.987	48.899	1:58.886	66.01	3.396	10:11:06.928

P29 31 C		Rob FARMER		Yamaha TZR 250 -		
IDEAL LAP TIME : 1:56.162		BEST LAP TIME : 1:56.474		DIFFERENCE : 0.312		
LAP	SECTOR 1	SECTOR 2	LAP TIME	MPH	DIFF	TIME OF DAY
1 -		49.595	2:09.859	60.43	13.385	10:01:24.334
2 -	1:09.563	49.345	1:58.908	66.00	2.434	10:03:23.242
3 -	1:07.662	48.812	1:56.474 (1)	67.38		10:05:19.716
4 -	1:07.859	48.821	1:56.680 (2)	67.26	0.206	10:07:16.396
5 -	1:07.920	50.349	1:58.269 (3)	66.35	1.795	10:09:14.665
6 -	1:10.564	48.500	1:59.064	65.91	2.590	10:11:13.729

P30 25		Stephen WIMBLE		Yamaha TZR 250 - S.B.W Contractor		
IDEAL LAP TIME : 1:57.882		BEST LAP TIME : 1:57.999		DIFFERENCE : 0.117		
LAP	SECTOR 1	SECTOR 2	LAP TIME	MPH	DIFF	TIME OF DAY
1 -		50.440	2:09.730	60.49	11.731	10:01:24.205
2 -	1:08.812	50.120	1:58.932	65.98	0.933	10:03:23.137
3 -	1:08.570	49.429	1:57.999 (1)	66.50		10:05:21.136
4 -	1:08.453	50.321	1:58.774 (2)	66.07	0.775	10:07:19.910
5 -	1:08.855	50.005	1:58.860 (3)	66.02	0.861	10:09:18.770
6 -	1:10.721	49.858	2:00.579	65.08	2.580	10:11:19.349

International Sidecar Revival 2022

DFDS Yamaha Past Masters

RACE 13 - SECTOR ANALYSIS



SECTOR 1 = FL to I1, SECTOR 2 = I1 to FL, DIFF = Difference To Personal Best Lap, P = Crossed Finish Line in Pit Lane, D = Time Disallowed

P31 65 C		Nigel TERRY		Yamaha TZR250 - NTrap Garage Doors			
IDEAL LAP TIME : 1:58.590		BEST LAP TIME : 1:59.934		DIFFERENCE : 1.344			
LAP	SECTOR 1	SECTOR 2	LAP TIME	MPH	DIFF	TIME OF DAY	
1 -		49.444	2:08.324	61.15	8.390	10:01:22.799	
2 -	1:10.742	51.266	2:02.008 (2)	64.32	2.074	10:03:24.807	
3 -	1:09.146	50.788	1:59.934 (1)	65.43		10:05:24.741	
4 -	1:12.076	51.611	2:03.687 (3)	63.45	3.753	10:07:28.428	
5 -	1:13.422	51.506	2:04.928	62.82	4.994	10:09:33.356	
6 -	1:15.098	52.862	2:07.960	61.33	8.026	10:11:41.316	

P32 47 R		Laura PETERS		Yamaha TZR250 -			
IDEAL LAP TIME : 2:26.003		BEST LAP TIME : 2:26.003		DIFFERENCE : 0.000			
LAP	SECTOR 1	SECTOR 2	LAP TIME	MPH	DIFF	TIME OF DAY	
1 -		1:00.623	2:38.962	49.37	12.959	10:01:53.437	
2 -	1:26.192	59.811	2:26.003 (1)	53.75		10:04:19.440	
3 -	1:27.722	1:00.601	2:28.323 (3)	52.91	2.320	10:06:47.763	
4 -	1:26.613	1:01.386	2:27.999 (2)	53.02	1.996	10:09:15.762	
5 -	1:31.344	1:00.529	2:31.873	51.67	5.870	10:11:47.635	

P33 98 C		Sarah ENGLISH		Yamaha TZR250 - Tempest Revivals / English Moss Nail Art			
IDEAL LAP TIME : 2:12.284		BEST LAP TIME : 2:12.921		DIFFERENCE : 0.637			
LAP	SECTOR 1	SECTOR 2	LAP TIME	MPH	DIFF	TIME OF DAY	
1 -		56.701	2:25.579	53.90	12.658	10:01:40.054	
2 -	1:19.268	56.653	2:15.921 (3)	57.73	3.000	10:03:55.975	
3 -	1:18.027	55.333	2:13.360 (2)	58.84	0.439	10:06:09.335	
4 -	1:16.951	55.970	2:12.921 (1)	59.04		10:08:22.256	

International Sidecar Revival 2022

DFDS Yamaha Past Masters

RACE 13 - BEST SECTORS

SECTOR 1				SECTOR 2				IDEAL / BEST COMPARISON				
POS	NO	NAME	TIME	NO	NAME	TIME	POS	NO	NAME	IDEAL	BEST	DIFF
									PERFECT LAP	1:41.181		
1	30	COOPER	59.019	30	COOPER	42.162	1	30	COOPER	1:41.181	1:41.850	0.669
2	19	BRANTON	59.140	13	KELMAN	42.380	2	19	BRANTON	1:41.554	1:41.849	0.295
3	13	KELMAN	59.318	19	BRANTON	42.414	3	13	KELMAN	1:41.698	1:41.975	0.277
4	51	WHOLEY	59.384	51	WHOLEY	42.564	4	51	WHOLEY	1:41.948	1:41.948	0.000
5	27	HAYWARD	59.752	27	HAYWARD	42.938	5	27	HAYWARD	1:42.690	1:42.690	0.000
6	74	WHITBY	1:00.011	8	BALL	43.410	6	8	BALL	1:43.857	1:43.857	0.000
7	8	BALL	1:00.447	57	MOOK	43.823	7	74	WHITBY	1:43.949	1:43.949	0.000
8	57	MOOK	1:01.018	74	WHITBY	43.938	8	57	MOOK	1:44.841	1:44.909	0.068
9	7	BALLERINI	1:01.631	66	GRANT	44.334	9	7	BALLERINI	1:46.063	1:46.063	0.000
10	4	HALIL	1:02.037	7	BALLERINI	44.432	10	4	HALIL	1:46.706	1:47.282	0.576
11	92	MOOK	1:02.452	4	HALIL	44.669	11	66	GRANT	1:46.952	1:47.430	0.478
12	66	GRANT	1:02.618	28	McCARTER	44.708	12	92	MOOK	1:47.314	1:47.636	0.322
13	29	CRIPPS	1:02.644	92	MOOK	44.862	13	28	McCARTER	1:47.452	1:47.475	0.023
14	28	McCARTER	1:02.744	29	CRIPPS	44.911	14	29	CRIPPS	1:47.555	1:47.827	0.272
15	26	LEE	1:03.708	26	LEE	45.335	15	26	LEE	1:49.043	1:49.149	0.106
16	72	HAMILTON	1:04.018	100	GREGORY	46.012	16	72	HAMILTON	1:50.042	1:50.325	0.283
17	100	GREGORY	1:04.508	72	HAMILTON	46.024	17	100	GREGORY	1:50.520	1:51.138	0.618
18	24	CARSON	1:04.660	24	CARSON	46.091	18	24	CARSON	1:50.751	1:50.887	0.136
19	228	EMERSON	1:04.858	228	EMERSON	46.303	19	228	EMERSON	1:51.161	1:51.161	0.000
20	71	BUSHELL	1:05.016	125	HIGERTY	46.441	20	125	HIGERTY	1:51.736	1:53.107	1.371
21	125	HIGERTY	1:05.295	71	BUSHELL	46.725	21	71	BUSHELL	1:51.741	1:52.833	1.092
22	73	TURNER	1:05.366	54	HOLD	46.911	22	54	HOLD	1:52.441	1:52.570	0.129
23	54	HOLD	1:05.530	46	MARSHALL	47.063	23	73	TURNER	1:52.846	1:53.399	0.553
24	199	FROST	1:06.148	73	TURNER	47.480	24	46	MARSHALL	1:53.219	1:53.570	0.351
25	46	MARSHALL	1:06.156	77	COLLINS	47.781	25	199	FROST	1:54.558	1:54.675	0.117
26	77	COLLINS	1:06.986	89	TEMPEST	47.842	26	77	COLLINS	1:54.767	1:54.917	0.150
27	89	TEMPEST	1:07.153	42	PEARSON	48.300	27	89	TEMPEST	1:54.995	1:55.507	0.512
28	42	PEARSON	1:07.190	199	FROST	48.410	28	42	PEARSON	1:55.490	1:55.490	0.000
29	31	FARMER	1:07.662	31	FARMER	48.500	29	31	FARMER	1:56.162	1:56.474	0.312
30	25	WIMBLE	1:08.453	25	WIMBLE	49.429	30	25	WIMBLE	1:57.882	1:57.999	0.117
31	65	TERRY	1:09.146	65	TERRY	49.444	31	65	TERRY	1:58.590	1:59.934	1.344
32	98	ENGLISH	1:16.951	98	ENGLISH	55.333	32	98	ENGLISH	2:12.284	2:12.921	0.637
33	47	PETERS	1:26.192	47	PETERS	59.811	33	47	PETERS	2:26.003	2:26.003	0.000

International Sidecar Revival 2022

DFDS Yamaha Past Masters

RACE 13 - STATISTICS

Competitors Started 33
Planned Start 2022-08-07 @ 09:55:00.000
Actual Start 2022-08-07 @ 09:59:14.474
Finish Time 2022-08-07 @ 10:09:35.898
Track Length 2.1800mi.
Total Laps 195
Total Distance Covered 425.1036mi.

Session Fastest Lap History

NO	CL	NAME	LAP TIME	TIME OF DAY	LAP	VEHICLE
30		Alan COOPER	1:42.735	10:02:45.562	2	Yamaha TZR250
19		Peter BRANTON	1:42.609	10:02:46.518	2	Yamaha TZR 250
19		Peter BRANTON	1:42.141	10:04:28.695	3	Yamaha TZR 250
13		Jamie KELMAN	1:42.052	10:06:11.524	4	Yamaha 350 POWER VALVE
30		Alan COOPER	1:41.850	10:07:53.988	5	Yamaha TZR250
19		Peter BRANTON	1:41.849	10:09:36.538	6	Yamaha TZR 250

Session Leader History

NO	CL	NAME	FROM LAP	LAPS LED	DISTANCE	VEHICLE
51		Kevin WHOLEY	1	1	2.18 miles	Yamaha TZR
30		Alan COOPER	2	2	4.36 miles	Yamaha TZR250
19		Peter BRANTON	4	1	2.18 miles	Yamaha TZR 250
13		Jamie KELMAN	5	2	4.36 miles	Yamaha 350 POWER VALVE

Flag History

TYPE	TIME OF DAY
GREEN	09:59:14.474
FINISH	10:09:35.898

Flag Statistics

TYPE	COUNT	TOTAL LAPS	TOTAL TIME
Green	1	6	12:37.664
Red	0	0	0.000
Safety Car	0	0	0.000
FCY	0	0	0.000

International Sidecar Revival 2022

DFDS Yamaha Past Masters

RACE 13 - STATISTICS

CLASS :

16 Starters

Fastest Lap History

NO	NAME	LAP TIME	TIME OF DAY	LAP	VEHICLE
30	Alan COOPER	1:42.735	10:02:45.562	2	Yamaha TZR250
19	Peter BRANTON	1:42.609	10:02:46.518	2	Yamaha TZR 250
19	Peter BRANTON	1:42.141	10:04:28.695	3	Yamaha TZR 250
13	Jamie KELMAN	1:42.052	10:06:11.524	4	Yamaha 350 POWER VALVE
30	Alan COOPER	1:41.850	10:07:53.988	5	Yamaha TZR250
19	Peter BRANTON	1:41.849	10:09:36.538	6	Yamaha TZR 250

Leader History

NO	NAME	FROM LAP	LAPS LED	DISTANCE	VEHICLE
51	Kevin WHOLEY	1	1	2.18 miles	Yamaha TZR
30	Alan COOPER	2	2	4.36 miles	Yamaha TZR250
19	Peter BRANTON	4	1	2.18 miles	Yamaha TZR 250
13	Jamie KELMAN	5	2	4.36 miles	Yamaha 350 POWER VALVE

International Sidecar Revival 2022

DFDS Yamaha Past Masters

RACE 13 - STATISTICS

CLASS : C

14 Starters

Fastest Lap History

NO	NAME	LAP TIME	TIME OF DAY	LAP	VEHICLE
66	Neil GRANT	1:47.482	10:02:56.484	2	Yamaha TZR2502MA
66	Neil GRANT	1:47.430	10:10:08.995	6	Yamaha TZR2502MA

Leader History

NO	NAME	FROM LAP	LAPS LED	DISTANCE	VEHICLE
66	Neil GRANT	1	6	13.08 miles	Yamaha TZR2502MA

International Sidecar Revival 2022

DFDS Yamaha Past Masters

RACE 13 - STATISTICS

CLASS : R

3 Starters

Fastest Lap History

NO	NAME	LAP TIME	TIME OF DAY	LAP	VEHICLE
24	Adam CARSON	1:51.288	10:03:04.862	2	Yamaha TZR250
24	Adam CARSON	1:50.887	10:08:39.167	5	Yamaha TZR250

Leader History

NO	NAME	FROM LAP	LAPS LED	DISTANCE	VEHICLE
24	Adam CARSON	1	6	13.08 miles	Yamaha TZR250

International Sidecar Revival 2022
DFDS Yamaha Past Masters
RACE 6 - GRID (10 Laps)

ROW 12		34	62 David PATERSON							
ROW 11	31	65 Nigel TERRY	1:59.934	32	98 Sarah ENGLISH	2:12.921	33	47 Laura PETERS	2:26.003	
ROW 10		28	89 Andrew TEMPEST	1:55.507	29	31 Rob FARMER	1:56.474	30	25 Stephen WIMBLE	1:57.999
ROW 9	25	199 Michael FROST	1:54.675	26	77 Adam COLLINS	1:54.917	27	42 Martin PEARSON	1:55.490	
ROW 8		22	125 Steve HIGERTY	1:53.107	23	73 Colvin TURNER	1:53.399	24	46 Kevin MARSHALL	1:53.570
ROW 7	19	228 Clive EMERSON	1:51.161	20	54 John HOLD	1:52.570	21	71 Alan BUSHELL	1:52.833	
ROW 6		16	72 John HAMILTON	1:50.325	17	24 Adam CARSON	1:50.887	18	100 Neil GREGORY	1:51.138
ROW 5	13	92 Andrew MOOK	1:47.636	14	29 Derek CRIPPS	1:47.827	15	26 Damian LEE	1:49.149	
ROW 4		10	4 Denis HALIL	1:47.282	11	66 Neil GRANT	1:47.430	12	28 Liam McCARTER	1:47.475
ROW 3	7	74 Paul WHITBY	1:43.949	8	57 Geoff MOOK	1:44.909	9	7 Rik BALLERINI	1:46.063	
ROW 2		4	13 Jamie KELMAN	1:41.975	5	27 Richard HAYWARD	1:42.690	6	8 David BALL	1:43.857
ROW 1	1	19 Peter BRANTON	1:41.849	2	30 Alan COOPER	1:41.850	3	51 Kevin WHOLEY	1:41.948	
			Pole							

Cadwell Park: 2.1800 miles

These results are provisional until the conclusion of any judicial and technical matters.

Clerk Of Course :	Stewards :	Timekeeper : <i>Craig Smith</i>
-------------------	------------	------------------------------------

 Results can be found at www.tsl-timing.com

Printed - 10:14 Sunday, 07 August 2022



International Sidecar Revival 2022
DFDS Yamaha Past Masters
RACE 6 - CLASSIFICATION

POS	NO	CL	PIC NAME	ENTRY	LAPS	TIME	GAP	DIFF	MPH	BEST	ON
1	30		1 Alan COOPER	Yamaha TZR250 - Twistgrip Motorcycles	10	17:07.530			76.37	1:41.094	8
2	51		2 Kevin WHOLEY	Yamaha TZR - Twistgrip Motorcycles	10	17:08.972	1.442	1.442	76.27	1:41.333	7
3	13		3 Jamie KELMAN	Yamaha 350 POWER VALVE -	10	17:10.489	2.959	1.517	76.15	1:40.927	9
4	19		4 Peter BRANTON	Yamaha TZR 250 - Exactweld Racing	10	17:17.464	9.934	6.975	75.64	1:41.898	6
5	74		5 Paul WHITBY	Yamaha TZR 250 - Greybridge Ltd	10	17:31.091	23.561	13.627	74.66	1:43.454	10
6	27		6 Richard HAYWARD	Yamaha TZR - Hazel Motors/ Gforce	10	17:31.470	23.940	0.379	74.63	1:43.695	2
7	8		7 David BALL	Yamaha TZR250 - Gardiner Page and Roe pension	10	17:32.941	25.411	1.471	74.53	1:43.401	4
8	57		8 Geoff MOOK	Yamaha TZR 250 -	10	17:41.185	33.655	8.244	73.95	1:44.197	10
9	7		9 Rik BALLERINI	Yamaha TZR 250 -	10	17:44.617	37.087	3.432	73.71	1:44.026	2
10	92	C	1 Andrew MOOK	Yamaha TZR250 -	10	18:02.537	55.007	17.920	72.49	1:46.323	4
11	66	C	2 Neil GRANT	Yamaha TZR2502MA - Merlin Performance	10	18:05.980	58.450	3.443	72.26	1:45.880	10
12	4		10 Denis HALIL	Yamaha TZR250 - D & A AUTOS	10	18:07.077	59.547	1.097	72.19	1:46.179	8
13	26	C	3 Damian LEE	Yamaha TZR250 - Leed Autos	10	18:21.102	1:13.572	14.025	71.27	1:48.629	8
14	228		11 Clive EMERSON	Yamaha RD350YPVS -	10	18:34.955	1:27.425	13.853	70.38	1:49.189	7
15	100	C	4 Neil GREGORY	Yamaha TZR 250 - www.ypmrc.co.uk	10	18:44.951	1:37.421	9.996	69.76	1:50.555	9
16	199	C	5 Michael FROST	Yamaha TZR250 -	10	18:55.522	1:47.992	10.571	69.11	1:51.283	9
17	46	C	6 Kevin MARSHALL	Yamaha TZR250 - Stacey Processing	9	17:07.906	1 Lap	1 Lap	68.71	1:50.701	9
18	54	C	7 John HOLD	Yamaha RD350 YPVS -	9	17:10.750	1 Lap	2.844	68.52	1:52.673	9
19	71		12 Alan BUSHELL	Yamaha RD250LC -	9	17:12.786	1 Lap	2.036	68.39	1:52.459	4
20	73*	C	8 Colvin TURNER	Yamaha TZR250 -	9	17:22.415	1 Lap	9.629	67.75	1:52.940	7
21	42	C	9 Martin PEARSON	Yamaha TZR250 - Viking Inspection	9	17:29.070	1 Lap	6.655	67.32	1:52.747	4
22	77	R	1 Adam COLLINS	Yamaha TZR250 - 2 Cows Racing	9	17:31.370	1 Lap	2.300	67.18	1:54.488	9
23	31	C	10 Rob FARMER	Yamaha TZR 250 -	9	17:39.564	1 Lap	8.194	66.66	1:55.028	8
24	25		13 Stephen WIMBLE	Yamaha TZR 250 - S.B.W Contractor	9	17:49.619	1 Lap	10.055	66.03	1:56.971	6

NOT CLASSIFIED

DNF	24	R	Adam CARSON	Yamaha TZR250 - Allspeed, all England diamond dr	1	1:58.503	9 Laps	8 Laps	66.22		
DNF	72	C	John HAMILTON	Yamaha TRZ250 - LW Racing	1	1:58.870	9 Laps	0.367	66.02		
DNF	65	C	Nigel TERRY	Yamaha TZR250 - NTrap Garage Doors	1	2:07.982	9 Laps	9.112	61.32		
DNF	29		Derek CRIPPS	Yamaha TZR - Kelly Cripps - Team FBR	0						

FASTEST LAP

13			Jamie KELMAN	Yamaha 350 POWER VALVE -	9	1:40.927		77.75 mph	125.14 kph		
66	C		Neil GRANT	Yamaha TZR2502MA - Merlin Performance	10	1:45.880		74.12 mph	119.28 kph		
77	R		Adam COLLINS	Yamaha TZR250 - 2 Cows Racing	9	1:54.488		68.54 mph	110.31 kph		

* No. 73 - 10 second penalty - jump start
 Class - 92.5% of Race Speed = 70.64 mph
 Class C - 92.5% of Race Speed = 67.05 mph
 Class R - 92.5% of Race Speed = 62.14 mph

Weather / Track : Bright / Dry

These results are provisional until the conclusion of any judicial and technical matters.

Race Distance: 10 Laps / 21.80 miles

Cadwell Park: 2.1800 miles

Date: 07/08/2022 Start: 12:19 Finish: 12:36

Clerk Of Course :

Stewards :

Timekeeper :

Craig Smith

 Results can be found at www.tsl-timing.com

Printed - 12:39 Sunday, 07 August 2022



International Sidecar Revival 2022

DFDS Yamaha Past Masters

RACE 6 - LAP CHART

LAP 1 @ 12:21:33.015

NO	BEHIND	LAP TIME
19		1:47.315
51	0.199	1:47.514
13	0.881	1:48.196
30	1.351	1:48.666
27	1.983	1:49.298
7	2.472	1:49.787
74	3.286	1:50.601
8	4.169	1:51.484
57	4.628	1:51.943
4	7.018	1:54.333
92	7.241	1:54.556
66	10.225	1:57.540
26	10.773	1:58.088
24	11.188	1:58.503
72	11.555	1:58.870
100	12.043	1:59.358
228	12.859	2:00.174
73	14.115	2:01.430
42	15.161	2:02.476
71	16.127	2:03.442
54	16.218	2:03.533
199	16.360	2:03.675
46	17.047	2:04.362
31	18.172	2:05.487
25	18.784	2:06.099
77	19.650	2:06.965
65	20.667	2:07.982

LAP 2 @ 12:23:15.372

NO	BEHIND	LAP TIME
19		1:42.357
51	0.251	1:42.409
13	0.620	1:42.096
30	1.347	1:42.353
27	3.321	1:43.695
7	4.141	1:44.026
74	4.743	1:43.814
57	6.681	1:44.410
8	7.012	1:45.200
4	12.481	1:47.820
92	12.911	1:48.027
66	17.401	1:49.533
26	18.730	1:50.314
100	20.636	1:50.950
228	21.415	1:50.913
73	25.158	1:53.400
42	26.381	1:53.577
199	26.858	1:52.855
54	27.566	1:53.705
71	28.537	1:54.767
46	28.761	1:54.071
25	34.059	1:57.632
77	34.381	1:57.088
31	35.377	1:59.562

LAP 3 @ 12:24:58.071

NO	BEHIND	LAP TIME
51		1:42.448
19	0.476	1:43.175
30	0.715	1:42.067
13	1.388	1:43.467
27	5.023	1:44.401

74	6.170	1:44.126
7	6.809	1:45.367
57	8.476	1:44.494
8	8.933	1:44.620
4	18.234	1:48.452
92	18.508	1:48.296
66	24.135	1:49.433
26	25.079	1:49.048
228	28.932	1:50.216
100	29.844	1:51.907
73	36.349	1:53.890
42	36.492	1:52.810
199	36.917	1:52.758
54	37.549	1:52.682
46	38.979	1:52.917
71	39.740	1:53.902
77	48.037	1:56.355
25	49.330	1:57.970
31	49.643	1:56.965

LAP 4 @ 12:26:40.715

NO	BEHIND	LAP TIME
19		1:42.168
51	0.156	1:42.800
13	0.696	1:41.952
30	1.278	1:43.207
27	7.617	1:45.238
74	8.142	1:44.616
7	8.909	1:44.744
8	9.690	1:43.401
57	11.070	1:45.238
92	22.187	1:46.323
4	23.984	1:48.394
66	29.410	1:47.919
26	31.379	1:48.944
228	37.072	1:50.784
100	38.458	1:51.258
42	46.595	1:52.747
199	47.023	1:52.750
73	47.758	1:54.053
54	48.087	1:53.182
46	48.717	1:52.382
71	49.555	1:52.459
77	1:00.636	1:55.243
25	1:04.962	1:58.276
31	1:04.990	1:57.991

LAP 5 @ 12:28:22.910

NO	BEHIND	LAP TIME
51		1:42.039
19	0.389	1:42.584
30	0.604	1:41.521
13	1.099	1:42.598
74	10.004	1:44.057
27	10.444	1:45.022
7	11.658	1:44.944
8	11.932	1:44.437
57	14.761	1:45.886
92	26.794	1:46.802
4	33.001	1:51.212
66	34.585	1:47.370
26	37.913	1:48.729
228	44.285	1:49.408
100	47.617	1:51.354
199	58.275	1:53.447

42	58.712	1:54.312
54	59.242	1:53.350
73	59.989	1:54.426
46	1:00.209	1:53.687
71	1:00.721	1:53.361
77	1:14.016	1:55.575
31	1:17.851	1:55.056
25	1:19.872	1:57.105

LAP 6 @ 12:30:05.197

NO	BEHIND	LAP TIME
19		1:41.898
51	0.562	1:42.849
30	0.991	1:42.674
13	1.259	1:42.447
74	12.406	1:44.689
27	13.275	1:45.118
8	14.113	1:44.468
7	15.299	1:45.928
57	18.024	1:45.550
92	31.677	1:47.170
66	38.661	1:46.363
4	39.538	1:48.824
26	45.087	1:49.461
228	52.207	1:50.209
100	56.526	1:51.196
42	1:09.427	1:53.002
199	1:09.562	1:53.574
54	1:10.342	1:53.387
73	1:10.950	1:53.248
46	1:11.196	1:53.274
71	1:12.086	1:53.652
77	1:26.978	1:55.249
31	1:30.896	1:55.332
25	1:34.556	1:56.971

LAP 7 @ 12:31:47.092

NO	BEHIND	LAP TIME
51		1:41.333
19	0.219	1:42.114
30	0.471	1:41.375
13	1.007	1:41.643
74	15.136	1:44.625
27	15.364	1:43.984
8	15.898	1:43.680
7	19.856	1:46.452
57	21.817	1:45.688
92	38.274	1:48.492
66	43.751	1:46.985
4	44.647	1:47.004
26	52.203	1:49.011
228	59.501	1:49.189
100	1:06.065	1:51.434
199	1:19.952	1:52.285
42	1:20.690	1:53.158
54	1:21.775	1:53.328
73	1:21.995	1:52.940
46	1:22.092	1:52.791
71	1:22.806	1:52.615
77	1:40.983	1:55.900

LAP 8 @ 12:33:28.657

NO	BEHIND	LAP TIME
30		1:41.094

51	2.038	1:43.603
13	2.330	1:42.888
31	1 Lap	1:58.209
19	7.264	1:48.610
25	1 Lap	1:58.356
27	18.765	1:44.966
74	18.988	1:45.417
8	19.222	1:44.889
57	26.448	1:46.196
7	26.483	1:48.192
92	44.027	1:47.318
66	49.120	1:46.934
4	49.261	1:46.179
26	59.267	1:48.629
228	1:09.282	1:51.346
100	1:15.699	1:51.199
199	1:29.929	1:51.542
46	1:34.248	1:53.721
54	1:35.120	1:54.910
73	1:35.764	1:55.334
71	1:36.074	1:54.833

LAP 9 @ 12:35:10.074

NO	BEHIND	LAP TIME
30		1:41.417
13	1.840	1:40.927
51	2.130	1:41.509
19	9.656	1:43.809
42	1 Lap	2:12.379
77	1 Lap	1:54.507
31	1 Lap	1:55.028
27	23.009	1:45.661
74	23.263	1:45.692
8	23.468	1:45.663
25	1 Lap	1:58.050
7	32.362	1:47.296
57	32.614	1:47.583
92	50.156	1:47.546
4	55.467	1:47.623
66	55.726	1:48.023
26	1:07.070	1:49.220
228	1:18.987	1:51.122
100	1:24.837	1:50.555
199	1:39.795	1:51.283

LAP 10 @ 12:36:53.230

NO	BEHIND	LAP TIME
30		1:43.156
46	1 Lap	1:50.701
51	1.442	1:42.468
13	2.959	1:44.275
54	1 Lap	1:52.673
73	1 Lap	1:53.694
71	1 Lap	1:53.755
19	9.934	1:43.434
42	1 Lap	1:54.609
74	23.561	1:43.454
77	1 Lap	1:54.488
27	23.940	1:44.087
8	25.411	1:45.099
31	1 Lap	1:55.934
57	33.655	1:44.197
7	37.087	1:47.881
25	1 Lap	1:59.160
92	55.007	1:48.007

International Sidecar Revival 2022

DFDS Yamaha Past Masters

RACE 6 - SECTOR ANALYSIS



SECTOR 1 = FL to I1, SECTOR 2 = I1 to FL, DIFF = Difference To Personal Best Lap, P = Crossed Finish Line in Pit Lane, D = Time Disallowed

P1 30		Alan COOPER		Yamaha TZR250 - Twistgrip Motorcycles			
IDEAL LAP TIME : 1:40.989		BEST LAP TIME : 1:41.094		DIFFERENCE : 0.105			
LAP	SECTOR 1	SECTOR 2	LAP TIME	MPH	DIFF	TIME OF DAY	
1 -		43.258	1:48.666	72.22	7.572	12:21:34.366	
2 -	59.232	43.121	1:42.353	76.67	1.259	12:23:16.719	
3 -	59.093	42.974	1:42.067	76.89	0.973	12:24:58.786	
4 -	59.690	43.517	1:43.207	76.04	2.113	12:26:41.993	
5 -	58.684	42.837	1:41.521	77.30	0.427	12:28:23.514	
6 -	59.556	43.118	1:42.674	76.43	1.580	12:30:06.188	
7 -	58.991	42.384	1:41.375 (2)	77.41	0.281	12:31:47.563	
8 -	58.789	42.305	1:41.094 (1)	77.63		12:33:28.657	
9 -	58.872	42.545	1:41.417 (3)	77.38	0.323	12:35:10.074	
10 -	59.488	43.668	1:43.156	76.07	2.062	12:36:53.230	

P2 51		Kevin WHOLEY		Yamaha TZR - Twistgrip Motorcycles			
IDEAL LAP TIME : 1:40.976		BEST LAP TIME : 1:41.333		DIFFERENCE : 0.357			
LAP	SECTOR 1	SECTOR 2	LAP TIME	MPH	DIFF	TIME OF DAY	
1 -		42.656	1:47.514	72.99	6.181	12:21:33.214	
2 -	59.545	42.864	1:42.409	76.63	1.076	12:23:15.623	
3 -	59.637	42.811	1:42.448	76.60	1.115	12:24:58.071	
4 -	1:00.165	42.635	1:42.800	76.34	1.467	12:26:40.871	
5 -	59.254	42.785	1:42.039 (3)	76.91	0.706	12:28:22.910	
6 -	59.877	42.972	1:42.849	76.30	1.516	12:30:05.759	
7 -	58.738	42.595	1:41.333 (1)	77.44		12:31:47.092	
8 -	1:00.160	43.443	1:43.603	75.75	2.270	12:33:30.695	
9 -	59.087	42.422	1:41.509 (2)	77.31	0.176	12:35:12.204	
10 -	58.554	43.914	1:42.468	76.59	1.135	12:36:54.672	

P3 13		Jamie KELMAN		Yamaha 350 POWER VALVE -			
IDEAL LAP TIME : 1:40.927		BEST LAP TIME : 1:40.927		DIFFERENCE : 0.000			
LAP	SECTOR 1	SECTOR 2	LAP TIME	MPH	DIFF	TIME OF DAY	
1 -		43.049	1:48.196	72.53	7.269	12:21:33.896	
2 -	59.388	42.708	1:42.096	76.86	1.169	12:23:15.992	
3 -	1:00.165	43.302	1:43.467	75.85	2.540	12:24:59.459	
4 -	59.403	42.549	1:41.952 (3)	76.97	1.025	12:26:41.411	
5 -	59.829	42.769	1:42.598	76.49	1.671	12:28:24.009	
6 -	59.247	43.200	1:42.447	76.60	1.520	12:30:06.456	
7 -	59.009	42.634	1:41.643 (2)	77.21	0.716	12:31:48.099	
8 -	59.311	43.577	1:42.888	76.27	1.961	12:33:30.987	
9 -	58.604	42.323	1:40.927 (1)	77.75		12:35:11.914	
10 -	59.462	44.813	1:44.275	75.26	3.348	12:36:56.189	

P4 19		Peter BRANTON		Yamaha TZR 250 - Exactweld Racing			
IDEAL LAP TIME : 1:41.405		BEST LAP TIME : 1:41.898		DIFFERENCE : 0.493			
LAP	SECTOR 1	SECTOR 2	LAP TIME	MPH	DIFF	TIME OF DAY	
1 -		42.887	1:47.315	73.13	5.417	12:21:33.015	
2 -	59.545	42.812	1:42.357	76.67	0.459	12:23:15.372	
3 -	1:00.218	42.957	1:43.175	76.06	1.277	12:24:58.547	
4 -	59.029	43.139	1:42.168 (3)	76.81	0.270	12:26:40.715	
5 -	59.720	42.864	1:42.584	76.50	0.686	12:28:23.299	
6 -	59.301	42.597	1:41.898 (1)	77.01		12:30:05.197	
7 -	59.738	42.376	1:42.114 (2)	76.85	0.216	12:31:47.311	
8 -	59.537	49.073	1:48.610	72.25	6.712	12:33:35.921	
9 -	59.801	44.008	1:43.809	75.60	1.911	12:35:19.730	
10 -	59.870	43.564	1:43.434	75.87	1.536	12:37:03.164	

International Sidecar Revival 2022

DFDS Yamaha Past Masters

RACE 6 - SECTOR ANALYSIS



SECTOR 1 = FL to I1, SECTOR 2 = I1 to FL, DIFF = Difference To Personal Best Lap, P = Crossed Finish Line in Pit Lane, D = Time Disallowed

P5 74 Paul WHITBY		Yamaha TZR 250 - Greybridge Ltd				
IDEAL LAP TIME : 1:43.367		BEST LAP TIME : 1:43.454		DIFFERENCE : 0.087		
LAP	SECTOR 1	SECTOR 2	LAP TIME	MPH	DIFF	TIME OF DAY
1 -		43.931	1:50.601	70.95	7.147	12:21:36.301
2 -	59.849	43.965	1:43.814 (2)	75.59	0.360	12:23:20.115
3 -	1:00.308	43.818	1:44.126	75.37	0.672	12:25:04.241
4 -	1:00.538	44.078	1:44.616	75.01	1.162	12:26:48.857
5 -	1:00.270	43.787	1:44.057 (3)	75.42	0.603	12:28:32.914
6 -	1:00.645	44.044	1:44.689	74.96	1.235	12:30:17.603
7 -	1:00.167	44.458	1:44.625	75.01	1.171	12:32:02.228
8 -	1:00.462	44.955	1:45.417	74.44	1.963	12:33:47.645
9 -	1:00.246	45.446	1:45.692	74.25	2.238	12:35:33.337
10 -	59.936	43.518	1:43.454 (1)	75.86		12:37:16.791

P6 27 Richard HAYWARD		Yamaha TZR - Hazel Motors/ Gforce				
IDEAL LAP TIME : 1:42.956		BEST LAP TIME : 1:43.695		DIFFERENCE : 0.739		
LAP	SECTOR 1	SECTOR 2	LAP TIME	MPH	DIFF	TIME OF DAY
1 -		43.733	1:49.298	71.80	5.603	12:21:34.998
2 -	1:00.024	43.671	1:43.695 (1)	75.68		12:23:18.693
3 -	1:00.845	43.556	1:44.401	75.17	0.706	12:25:03.094
4 -	1:01.201	44.037	1:45.238	74.57	1.543	12:26:48.332
5 -	1:01.136	43.886	1:45.022	74.72	1.327	12:28:33.354
6 -	1:00.574	44.544	1:45.118	74.65	1.423	12:30:18.472
7 -	1:00.466	43.518	1:43.984 (2)	75.47	0.289	12:32:02.456
8 -	1:00.519	44.447	1:44.966	74.76	1.271	12:33:47.422
9 -	1:00.635	45.026	1:45.661	74.27	1.966	12:35:33.083
10 -	1:01.155	42.932	1:44.087 (3)	75.39	0.392	12:37:17.170

P7 8 David BALL		Yamaha TZR250 - Gardiner Page and Roe pension consultants				
IDEAL LAP TIME : 1:43.401		BEST LAP TIME : 1:43.401		DIFFERENCE : 0.000		
LAP	SECTOR 1	SECTOR 2	LAP TIME	MPH	DIFF	TIME OF DAY
1 -		44.051	1:51.484	70.39	8.083	12:21:37.184
2 -	1:01.250	43.950	1:45.200	74.60	1.799	12:23:22.384
3 -	1:01.122	43.498	1:44.620	75.01	1.219	12:25:07.004
4 -	1:00.243	43.158	1:43.401 (1)	75.89		12:26:50.405
5 -	1:00.564	43.873	1:44.437 (3)	75.14	1.036	12:28:34.842
6 -	1:00.774	43.694	1:44.468	75.12	1.067	12:30:19.310
7 -	1:00.469	43.211	1:43.680 (2)	75.69	0.279	12:32:02.990
8 -	1:00.943	43.946	1:44.889	74.82	1.488	12:33:47.879
9 -	1:00.752	44.911	1:45.663	74.27	2.262	12:35:33.542
10 -	1:01.365	43.734	1:45.099	74.67	1.698	12:37:18.641

P8 57 Geoff MOOK		Yamaha TZR 250 -				
IDEAL LAP TIME : 1:44.066		BEST LAP TIME : 1:44.197		DIFFERENCE : 0.131		
LAP	SECTOR 1	SECTOR 2	LAP TIME	MPH	DIFF	TIME OF DAY
1 -		44.377	1:51.943	70.10	7.746	12:21:37.643
2 -	1:00.590	43.820	1:44.410 (2)	75.16	0.213	12:23:22.053
3 -	1:00.799	43.695	1:44.494 (3)	75.10	0.297	12:25:06.547
4 -	1:00.978	44.260	1:45.238	74.57	1.041	12:26:51.785
5 -	1:01.423	44.463	1:45.886	74.11	1.689	12:28:37.671
6 -	1:01.252	44.298	1:45.550	74.35	1.353	12:30:23.221
7 -	1:01.417	44.271	1:45.688	74.25	1.491	12:32:08.909
8 -	1:01.516	44.680	1:46.196	73.90	1.999	12:33:55.105
9 -	1:02.356	45.227	1:47.583	72.94	3.386	12:35:42.688
10 -	1:00.721	43.476	1:44.197 (1)	75.31		12:37:26.885

International Sidecar Revival 2022

DFDS Yamaha Past Masters

RACE 6 - SECTOR ANALYSIS



SECTOR 1 = FL to I1, SECTOR 2 = I1 to FL, DIFF = Difference To Personal Best Lap, P = Crossed Finish Line in Pit Lane, D = Time Disallowed

P9		7		Rik BALLERINI		Yamaha TZR 250 -	
IDEAL LAP TIME : 1:43.291		BEST LAP TIME : 1:44.026		DIFFERENCE : 0.735			
LAP	SECTOR 1	SECTOR 2	LAP TIME	MPH	DIFF	TIME OF DAY	
1 -		43.443	1:49.787	71.48	5.761	12:21:35.487	
2 -	59.848	44.178	1:44.026 (1)	75.44		12:23:19.513	
3 -	1:01.599	43.768	1:45.367	74.48	1.341	12:25:04.880	
4 -	1:00.747	43.997	1:44.744 (2)	74.92	0.718	12:26:49.624	
5 -	1:01.010	43.934	1:44.944 (3)	74.78	0.918	12:28:34.568	
6 -	1:00.826	45.102	1:45.928	74.08	1.902	12:30:20.496	
7 -	1:01.721	44.731	1:46.452	73.72	2.426	12:32:06.948	
8 -	1:02.855	45.337	1:48.192	72.53	4.166	12:33:55.140	
9 -	1:02.203	45.093	1:47.296	73.14	3.270	12:35:42.436	
10 -	1:02.145	45.736	1:47.881	72.74	3.855	12:37:30.317	

P10		92 C		Andrew MOOK		Yamaha TZR250 -	
IDEAL LAP TIME : 1:46.323		BEST LAP TIME : 1:46.323		DIFFERENCE : 0.000			
LAP	SECTOR 1	SECTOR 2	LAP TIME	MPH	DIFF	TIME OF DAY	
1 -		44.985	1:54.556	68.50	8.233	12:21:40.256	
2 -	1:02.603	45.424	1:48.027	72.64	1.704	12:23:28.283	
3 -	1:02.774	45.522	1:48.296	72.46	1.973	12:25:16.579	
4 -	1:01.460	44.863	1:46.323 (1)	73.81		12:27:02.902	
5 -	1:01.933	44.869	1:46.802 (2)	73.48	0.479	12:28:49.704	
6 -	1:01.898	45.272	1:47.170 (3)	73.23	0.847	12:30:36.874	
7 -	1:02.649	45.843	1:48.492	72.33	2.169	12:32:25.366	
8 -	1:02.319	44.999	1:47.318	73.12	0.995	12:34:12.684	
9 -	1:01.942	45.604	1:47.546	72.97	1.223	12:36:00.230	
10 -	1:02.375	45.632	1:48.007	72.66	1.684	12:37:48.237	

P11		66 C		Neil GRANT		Yamaha TZR2502MA - Merlin Performance	
IDEAL LAP TIME : 1:45.880		BEST LAP TIME : 1:45.880		DIFFERENCE : 0.000			
LAP	SECTOR 1	SECTOR 2	LAP TIME	MPH	DIFF	TIME OF DAY	
1 -		45.782	1:57.540	66.76	11.660	12:21:43.240	
2 -	1:03.783	45.750	1:49.533	71.65	3.653	12:23:32.773	
3 -	1:04.225	45.208	1:49.433	71.71	3.553	12:25:22.206	
4 -	1:03.309	44.610	1:47.919	72.72	2.039	12:27:10.125	
5 -	1:02.507	44.863	1:47.370	73.09	1.490	12:28:57.495	
6 -	1:01.741	44.622	1:46.363 (2)	73.78	0.483	12:30:43.858	
7 -	1:02.168	44.817	1:46.985	73.35	1.105	12:32:30.843	
8 -	1:02.242	44.692	1:46.934 (3)	73.39	1.054	12:34:17.777	
9 -	1:02.490	45.533	1:48.023	72.65	2.143	12:36:05.800	
10 -	1:01.571	44.309	1:45.880 (1)	74.12		12:37:51.680	

P12		4		Denis HALIL		Yamaha TZR250 - D & A AUTOS	
IDEAL LAP TIME : 1:46.179		BEST LAP TIME : 1:46.179		DIFFERENCE : 0.000			
LAP	SECTOR 1	SECTOR 2	LAP TIME	MPH	DIFF	TIME OF DAY	
1 -		45.089	1:54.333	68.64	8.154	12:21:40.033	
2 -	1:02.550	45.270	1:47.820	72.78	1.641	12:23:27.853	
3 -	1:02.920	45.532	1:48.452	72.36	2.273	12:25:16.305	
4 -	1:02.855	45.539	1:48.394	72.40	2.215	12:27:04.699	
5 -	1:05.103	46.109	1:51.212	70.56	5.033	12:28:55.911	
6 -	1:02.931	45.893	1:48.824	72.11	2.645	12:30:44.735	
7 -	1:02.352	44.652	1:47.004 (2)	73.34	0.825	12:32:31.739	
8 -	1:01.746	44.433	1:46.179 (1)	73.91		12:34:17.918	
9 -	1:02.290	45.333	1:47.623	72.92	1.444	12:36:05.541	
10 -	1:02.306	44.930	1:47.236 (3)	73.18	1.057	12:37:52.777	

International Sidecar Revival 2022

DFDS Yamaha Past Masters

RACE 6 - SECTOR ANALYSIS



SECTOR 1 = FL to I1, SECTOR 2 = I1 to FL, DIFF = Difference To Personal Best Lap, P = Crossed Finish Line in Pit Lane, D = Time Disallowed

P13 26 C		Damian LEE		Yamaha TZR250 - Leed Autos			
IDEAL LAP TIME : 1:48.257		BEST LAP TIME : 1:48.629		DIFFERENCE : 0.372			
LAP	SECTOR 1	SECTOR 2	LAP TIME	MPH	DIFF	TIME OF DAY	
1 -		46.092	1:58.088	66.45	9.459	12:21:43.788	
2 -	1:03.549	46.765	1:50.314	71.14	1.685	12:23:34.102	
3 -	1:03.568	45.480	1:49.048	71.96	0.419	12:25:23.150	
4 -	1:03.925	45.019	1:48.944 (3)	72.03	0.315	12:27:12.094	
5 -	1:03.423	45.306	1:48.729 (2)	72.18	0.100	12:29:00.823	
6 -	1:03.961	45.500	1:49.461	71.69	0.832	12:30:50.284	
7 -	1:03.522	45.489	1:49.011	71.99	0.382	12:32:39.295	
8 -	1:03.351	45.278	1:48.629 (1)	72.24		12:34:27.924	
9 -	1:03.238	45.982	1:49.220	71.85	0.591	12:36:17.144	
10 -	1:03.992	45.666	1:49.658	71.56	1.029	12:38:06.802	

P14 228		Clive EMERSON		Yamaha RD350YPVS -			
IDEAL LAP TIME : 1:48.936		BEST LAP TIME : 1:49.189		DIFFERENCE : 0.253			
LAP	SECTOR 1	SECTOR 2	LAP TIME	MPH	DIFF	TIME OF DAY	
1 -		46.834	2:00.174	65.30	10.985	12:21:45.874	
2 -	1:04.079	46.834	1:50.913	70.75	1.724	12:23:36.787	
3 -	1:04.064	46.152	1:50.216	71.20	1.027	12:25:27.003	
4 -	1:04.229	46.555	1:50.784	70.84	1.595	12:27:17.787	
5 -	1:03.675	45.733	1:49.408 (2)	71.73	0.219	12:29:07.195	
6 -	1:03.617	46.592	1:50.209 (3)	71.21	1.020	12:30:57.404	
7 -	1:03.203	45.986	1:49.189 (1)	71.87		12:32:46.593	
8 -	1:04.248	47.098	1:51.346	70.48	2.157	12:34:37.939	
9 -	1:04.515	46.607	1:51.122	70.62	1.933	12:36:29.061	
10 -	1:04.935	46.659	1:51.594	70.32	2.405	12:38:20.655	

P15 100 C		Neil GREGORY		Yamaha TZR 250 - www.ypmrc.co.uk			
IDEAL LAP TIME : 1:49.417		BEST LAP TIME : 1:50.555		DIFFERENCE : 1.138			
LAP	SECTOR 1	SECTOR 2	LAP TIME	MPH	DIFF	TIME OF DAY	
1 -		46.475	1:59.358	65.75	8.803	12:21:45.058	
2 -	1:04.049	46.901	1:50.950 (2)	70.73	0.395	12:23:36.008	
3 -	1:05.573	46.334	1:51.907	70.13	1.352	12:25:27.915	
4 -	1:05.359	45.899	1:51.258	70.53	0.703	12:27:19.173	
5 -	1:05.435	45.919	1:51.354	70.47	0.799	12:29:10.527	
6 -	1:05.409	45.787	1:51.196 (3)	70.57	0.641	12:31:01.723	
7 -	1:05.228	46.206	1:51.434	70.42	0.879	12:32:53.157	
8 -	1:05.324	45.875	1:51.199	70.57	0.644	12:34:44.356	
9 -	1:05.187	45.368	1:50.555 (1)	70.98		12:36:34.911	
10 -	1:06.329	49.411	1:55.740	67.80	5.185	12:38:30.651	

P16 199 C		Michael FROST		Yamaha TZR250 -			
IDEAL LAP TIME : 1:50.832		BEST LAP TIME : 1:51.283		DIFFERENCE : 0.451			
LAP	SECTOR 1	SECTOR 2	LAP TIME	MPH	DIFF	TIME OF DAY	
1 -		48.068	2:03.675	63.45	12.392	12:21:49.375	
2 -	1:05.372	47.483	1:52.855	69.54	1.572	12:23:42.230	
3 -	1:05.508	47.250	1:52.758	69.60	1.475	12:25:34.988	
4 -	1:05.412	47.338	1:52.750	69.60	1.467	12:27:27.738	
5 -	1:05.224	48.223	1:53.447	69.17	2.164	12:29:21.185	
6 -	1:06.089	47.485	1:53.574	69.10	2.291	12:31:14.759	
7 -	1:05.413	46.872	1:52.285	69.89	1.002	12:33:07.044	
8 -	1:04.292	47.250	1:51.542 (3)	70.35	0.259	12:34:58.586	
9 -	1:04.655	46.628	1:51.283 (1)	70.52		12:36:49.869	
10 -	1:04.813	46.540	1:51.353 (2)	70.47	0.070	12:38:41.222	

International Sidecar Revival 2022

DFDS Yamaha Past Masters

RACE 6 - SECTOR ANALYSIS



SECTOR 1 = FL to I1, SECTOR 2 = I1 to FL, DIFF = Difference To Personal Best Lap, P = Crossed Finish Line in Pit Lane, D = Time Disallowed

P17 46 C		Kevin MARSHALL		Yamaha TZR250 - Stacey Processing			
IDEAL LAP TIME : 1:50.701		BEST LAP TIME : 1:50.701		DIFFERENCE : 0.000			
LAP	SECTOR 1	SECTOR 2	LAP TIME	MPH	DIFF	TIME OF DAY	
1 -		48.300	2:04.362	63.10	13.661	12:21:50.062	
2 -	1:06.222	47.849	1:54.071	68.79	3.370	12:23:44.133	
3 -	1:05.666	47.251	1:52.917	69.50	2.216	12:25:37.050	
4 -	1:05.276	47.106	1:52.382 (2)	69.83	1.681	12:27:29.432	
5 -	1:05.556	48.131	1:53.687	69.03	2.986	12:29:23.119	
6 -	1:06.342	46.932	1:53.274	69.28	2.573	12:31:16.393	
7 -	1:05.344	47.447	1:52.791 (3)	69.58	2.090	12:33:09.184	
8 -	1:05.775	47.946	1:53.721	69.01	3.020	12:35:02.905	
9 -	1:04.126	46.575	1:50.701 (1)	70.89		12:36:53.606	

P18 54 C		John HOLD		Yamaha RD350 YPVS -			
IDEAL LAP TIME : 1:52.012		BEST LAP TIME : 1:52.673		DIFFERENCE : 0.661			
LAP	SECTOR 1	SECTOR 2	LAP TIME	MPH	DIFF	TIME OF DAY	
1 -		48.206	2:03.533	63.52	10.860	12:21:49.233	
2 -	1:05.074	48.631	1:53.705	69.02	1.032	12:23:42.938	
3 -	1:05.638	47.044	1:52.682 (2)	69.64	0.009	12:25:35.620	
4 -	1:05.735	47.447	1:53.182 (3)	69.34	0.509	12:27:28.802	
5 -	1:05.247	48.103	1:53.350	69.23	0.677	12:29:22.152	
6 -	1:05.398	47.989	1:53.387	69.21	0.714	12:31:15.539	
7 -	1:05.400	47.928	1:53.328	69.25	0.655	12:33:08.867	
8 -	1:05.927	48.983	1:54.910	68.29	2.237	12:35:03.777	
9 -	1:04.968	47.705	1:52.673 (1)	69.65		12:36:56.450	

P19 71		Alan BUSHELL		Yamaha RD250LC -			
IDEAL LAP TIME : 1:51.739		BEST LAP TIME : 1:52.459		DIFFERENCE : 0.720			
LAP	SECTOR 1	SECTOR 2	LAP TIME	MPH	DIFF	TIME OF DAY	
1 -		47.811	2:03.442	63.57	10.983	12:21:49.142	
2 -	1:06.081	48.686	1:54.767	68.38	2.308	12:23:43.909	
3 -	1:06.617	47.285	1:53.902	68.90	1.443	12:25:37.811	
4 -	1:05.511	46.948	1:52.459 (1)	69.78		12:27:30.270	
5 -	1:05.333	48.028	1:53.361 (3)	69.23	0.902	12:29:23.631	
6 -	1:05.983	47.669	1:53.652	69.05	1.193	12:31:17.283	
7 -	1:05.000	47.615	1:52.615 (2)	69.68	0.156	12:33:09.898	
8 -	1:05.748	49.085	1:54.833	68.34	2.374	12:35:04.731	
9 -	1:04.791	48.964	1:53.755	68.99	1.296	12:36:58.486	

P20 73 C		Colvin TURNER		Yamaha TZR250 -			
IDEAL LAP TIME : 1:51.569		BEST LAP TIME : 1:52.940		DIFFERENCE : 1.371			
LAP	SECTOR 1	SECTOR 2	LAP TIME	MPH	DIFF	TIME OF DAY	
1 -		47.808	2:01.430	64.63	8.490	12:21:47.130	
2 -	1:05.019	48.381	1:53.400 (3)	69.20	0.460	12:23:40.530	
3 -	1:06.025	47.865	1:53.890	68.90	0.950	12:25:34.420	
4 -	1:06.555	47.498	1:54.053	68.81	1.113	12:27:28.473	
5 -	1:05.951	48.475	1:54.426	68.58	1.486	12:29:22.899	
6 -	1:06.166	47.082	1:53.248 (2)	69.29	0.308	12:31:16.147	
7 -	1:05.329	47.611	1:52.940 (1)	69.48		12:33:09.087	
8 -	1:06.174	49.160	1:55.334	68.04	2.394	12:35:04.421	
9 -	1:04.487	49.207	1:53.694	69.02	0.754	12:36:58.115	

International Sidecar Revival 2022

DFDS Yamaha Past Masters

RACE 6 - SECTOR ANALYSIS



SECTOR 1 = FL to I1, SECTOR 2 = I1 to FL, DIFF = Difference To Personal Best Lap, P = Crossed Finish Line in Pit Lane, D = Time Disallowed

P21 42 C		Martin PEARSON		Yamaha TZR250 - Viking Inspection		
IDEAL LAP TIME : 1:52.340		BEST LAP TIME : 1:52.747		DIFFERENCE : 0.407		
LAP	SECTOR 1	SECTOR 2	LAP TIME	MPH	DIFF	TIME OF DAY
1 -		47.574	2:02.476	64.07	9.729	12:21:48.176
2 -	1:05.715	47.862	1:53.577	69.09	0.830	12:23:41.753
3 -	1:05.571	47.239	1:52.810 (2)	69.56	0.063	12:25:34.563
4 -	1:05.101	47.646	1:52.747 (1)	69.60		12:27:27.310
5 -	1:06.351	47.961	1:54.312	68.65	1.565	12:29:21.622
6 -	1:05.366	47.636	1:53.002 (3)	69.45	0.255	12:31:14.624
7 -	1:05.800	47.358	1:53.158	69.35	0.411	12:33:07.782
8 -	1:05.113	1:07.266	2:12.379	59.28	19.632	12:35:20.161
9 -	1:06.355	48.254	1:54.609	68.47	1.862	12:37:14.770

P22 77 R		Adam COLLINS		Yamaha TZR250 - 2 Cows Racing		
IDEAL LAP TIME : 1:53.808		BEST LAP TIME : 1:54.488		DIFFERENCE : 0.680		
LAP	SECTOR 1	SECTOR 2	LAP TIME	MPH	DIFF	TIME OF DAY
1 -		49.004	2:06.965	61.81	12.477	12:21:52.665
2 -	1:07.269	49.819	1:57.088	67.02	2.600	12:23:49.753
3 -	1:08.245	48.110	1:56.355	67.44	1.867	12:25:46.108
4 -	1:06.998	48.245	1:55.243 (3)	68.10	0.755	12:27:41.351
5 -	1:07.348	48.227	1:55.575	67.90	1.087	12:29:36.926
6 -	1:07.176	48.073	1:55.249	68.09	0.761	12:31:32.175
7 -	1:08.357	47.543	1:55.900	67.71	1.412	12:33:28.075
8 -	1:06.282	48.225	1:54.507 (2)	68.53	0.019	12:35:22.582
9 -	1:06.265	48.223	1:54.488 (1)	68.54		12:37:17.070

P23 31 C		Rob FARMER		Yamaha TZR 250 -		
IDEAL LAP TIME : 1:54.602		BEST LAP TIME : 1:55.028		DIFFERENCE : 0.426		
LAP	SECTOR 1	SECTOR 2	LAP TIME	MPH	DIFF	TIME OF DAY
1 -		48.636	2:05.487	62.54	10.459	12:21:51.187
2 -	1:08.620	50.942	1:59.562	65.64	4.534	12:23:50.749
3 -	1:08.023	48.942	1:56.965	67.09	1.937	12:25:47.714
4 -	1:08.389	49.602	1:57.991	66.51	2.963	12:27:45.705
5 -	1:06.987	48.069	1:55.056 (2)	68.21	0.028	12:29:40.761
6 -	1:07.037	48.295	1:55.332 (3)	68.04	0.304	12:31:36.093
7 -	1:07.441	50.768	1:58.209	66.39	3.181	12:33:34.302
8 -	1:06.533	48.495	1:55.028 (1)	68.22		12:35:29.330
9 -	1:07.439	48.495	1:55.934	67.69	0.906	12:37:25.264

P24 25		Stephen WIMBLE		Yamaha TZR 250 - S.B.W Contractor		
IDEAL LAP TIME : 1:56.607		BEST LAP TIME : 1:56.971		DIFFERENCE : 0.364		
LAP	SECTOR 1	SECTOR 2	LAP TIME	MPH	DIFF	TIME OF DAY
1 -		48.950	2:06.099	62.23	9.128	12:21:51.799
2 -	1:07.691	49.941	1:57.632 (3)	66.71	0.661	12:23:49.431
3 -	1:08.364	49.606	1:57.970	66.52	0.999	12:25:47.401
4 -	1:08.341	49.935	1:58.276	66.35	1.305	12:27:45.677
5 -	1:07.915	49.190	1:57.105 (2)	67.01	0.134	12:29:42.782
6 -	1:07.657	49.314	1:56.971 (1)	67.09		12:31:39.753
7 -	1:09.113	49.243	1:58.356	66.30	1.385	12:33:38.109
8 -	1:08.054	49.996	1:58.050	66.48	1.079	12:35:36.159
9 -	1:09.185	49.975	1:59.160	65.86	2.189	12:37:35.319

P25 24 R		Adam CARSON		Yamaha TZR250 - Allspeed, all England diamond drilling and fir		
IDEAL LAP TIME : 1:51.608		BEST LAP TIME :		DIFFERENCE :		
LAP	SECTOR 1	SECTOR 2	LAP TIME	MPH	DIFF	TIME OF DAY
1 -		47.340	1:58.503	66.22		12:21:44.203

International Sidecar Revival 2022

DFDS Yamaha Past Masters

RACE 6 - SECTOR ANALYSIS



SECTOR 1 = FL to I1, SECTOR 2 = I1 to FL, DIFF = Difference To Personal Best Lap, P = Crossed Finish Line in Pit Lane, D = Time Disallowed

P26	72 C	John HAMILTON	Yamaha TRZ250 - LW Racing			
IDEAL LAP TIME : 1:50.144		BEST LAP TIME :		DIFFERENCE :		
LAP	SECTOR 1	SECTOR 2	LAP TIME	MPH	DIFF	TIME OF DAY
1 -		46.642	1:58.870	66.02		12:21:44.570

P27	65 C	Nigel TERRY	Yamaha TZR250 - NTrap Garage Doors			
IDEAL LAP TIME : 2:00.725		BEST LAP TIME :		DIFFERENCE :		
LAP	SECTOR 1	SECTOR 2	LAP TIME	MPH	DIFF	TIME OF DAY
1 -		50.190	2:07.982	61.32		12:21:53.682

International Sidecar Revival 2022

DFDS Yamaha Past Masters

RACE 6 - BEST SECTORS

SECTOR 1			SECTOR 2			IDEAL / BEST COMPARISON						
POS	NO	NAME	TIME	NO	NAME	TIME	POS	NO	NAME	IDEAL	BEST	DIFF
									PERFECT LAP	1:40.859		
1	51	WHOLEY	58.554	30	COOPER	42.305	1	13	KELMAN	1:40.927	1:40.927	0.000
2	13	KELMAN	58.604	13	KELMAN	42.323	2	51	WHOLEY	1:40.976	1:41.333	0.357
3	30	COOPER	58.684	19	BRANTON	42.376	3	30	COOPER	1:40.989	1:41.094	0.105
4	19	BRANTON	59.029	51	WHOLEY	42.422	4	19	BRANTON	1:41.405	1:41.898	0.493
5	7	BALLERINI	59.848	27	HAYWARD	42.932	5	27	HAYWARD	1:42.956	1:43.695	0.739
6	74	WHITBY	59.849	8	BALL	43.158	6	7	BALLERINI	1:43.291	1:44.026	0.735
7	27	HAYWARD	1:00.024	7	BALLERINI	43.443	7	74	WHITBY	1:43.367	1:43.454	0.087
8	8	BALL	1:00.243	57	MOOK	43.476	8	8	BALL	1:43.401	1:43.401	0.000
9	57	MOOK	1:00.590	74	WHITBY	43.518	9	57	MOOK	1:44.066	1:44.197	0.131
10	92	MOOK	1:01.460	66	GRANT	44.309	10	66	GRANT	1:45.880	1:45.880	0.000
11	66	GRANT	1:01.571	4	HALIL	44.433	11	4	HALIL	1:46.179	1:46.179	0.000
12	4	HALIL	1:01.746	92	MOOK	44.863	12	92	MOOK	1:46.323	1:46.323	0.000
13	228	EMERSON	1:03.203	26	LEE	45.019	13	26	LEE	1:48.257	1:48.629	0.372
14	26	LEE	1:03.238	100	GREGORY	45.368	14	228	EMERSON	1:48.936	1:49.189	0.253
15	72	HAMILTON	1:03.502	228	EMERSON	45.733	15	100	GREGORY	1:49.417	1:50.555	1.138
16	100	GREGORY	1:04.049	199	FROST	46.540	16	72	HAMILTON	1:50.144		
17	46	MARSHALL	1:04.126	46	MARSHALL	46.575	17	46	MARSHALL	1:50.701	1:50.701	0.000
18	24	CARSON	1:04.268	72	HAMILTON	46.642	18	199	FROST	1:50.832	1:51.283	0.451
19	199	FROST	1:04.292	71	BUSHELL	46.948	19	73	TURNER	1:51.569	1:52.940	1.371
20	73	TURNER	1:04.487	54	HOLD	47.044	20	24	CARSON	1:51.608		
21	71	BUSHELL	1:04.791	73	TURNER	47.082	21	71	BUSHELL	1:51.739	1:52.459	0.720
22	54	HOLD	1:04.968	42	PEARSON	47.239	22	54	HOLD	1:52.012	1:52.673	0.661
23	42	PEARSON	1:05.101	24	CARSON	47.340	23	42	PEARSON	1:52.340	1:52.747	0.407
24	77	COLLINS	1:06.265	77	COLLINS	47.543	24	77	COLLINS	1:53.808	1:54.488	0.680
25	31	FARMER	1:06.533	31	FARMER	48.069	25	31	FARMER	1:54.602	1:55.028	0.426
26	25	WIMBLE	1:07.657	25	WIMBLE	48.950	26	25	WIMBLE	1:56.607	1:56.971	0.364
27	65	TERRY	1:10.535	65	TERRY	50.190	27	65	TERRY	2:00.725		
28												

International Sidecar Revival 2022

DFDS Yamaha Past Masters

RACE 6 - STATISTICS

Competitors Started	28
Planned Start	2022-08-07 @ 12:05:00.000
Actual Start	2022-08-07 @ 12:19:45.699
Finish Time	2022-08-07 @ 12:36:53.229
Track Length	2.1800mi.
Total Laps	235
Total Distance Covered	512.3043mi.

Session Fastest Lap History

NO	CL	NAME	LAP TIME	TIME OF DAY	LAP	VEHICLE
19		Peter BRANTON	1:42.357	12:23:15.407	2	Yamaha TZR 250
13		Jamie KELMAN	1:42.096	12:23:16.008	2	Yamaha 350 POWER VALVE
30		Alan COOPER	1:42.067	12:24:58.814	3	Yamaha TZR250
13		Jamie KELMAN	1:41.952	12:26:41.426	4	Yamaha 350 POWER VALVE
30		Alan COOPER	1:41.521	12:28:23.542	5	Yamaha TZR250
51		Kevin WHOLEY	1:41.333	12:31:47.122	7	Yamaha TZR
30		Alan COOPER	1:41.094	12:33:28.686	8	Yamaha TZR250
13		Jamie KELMAN	1:40.927	12:35:11.930	9	Yamaha 350 POWER VALVE

Session Leader History

NO	CL	NAME	FROM LAP	LAPS LED	DISTANCE	VEHICLE
19		Peter BRANTON	1	2	4.36 miles	Yamaha TZR 250
51		Kevin WHOLEY	3	1	2.18 miles	Yamaha TZR
19		Peter BRANTON	4	1	2.18 miles	Yamaha TZR 250
51		Kevin WHOLEY	5	1	2.18 miles	Yamaha TZR
19		Peter BRANTON	6	1	2.18 miles	Yamaha TZR 250
51		Kevin WHOLEY	7	1	2.18 miles	Yamaha TZR
30		Alan COOPER	8	3	6.54 miles	Yamaha TZR250

Flag History

TYPE	TIME OF DAY
GREEN	12:19:45.699
FINISH	12:36:53.229

Flag Statistics

TYPE	COUNT	TOTAL LAPS	TOTAL TIME
Green	1	10	18:59.908
Red	0	0	0.000
Safety Car	0	0	0.000
FCY	0	0	0.000

International Sidecar Revival 2022

DFDS Yamaha Past Masters

RACE 6 - STATISTICS

CLASS :

14 Starters

Fastest Lap History

NO	NAME	LAP TIME	TIME OF DAY	LAP	VEHICLE
19	Peter BRANTON	1:42.357	12:23:15.407	2	Yamaha TZR 250
13	Jamie KELMAN	1:42.096	12:23:16.008	2	Yamaha 350 POWER VALVE
30	Alan COOPER	1:42.067	12:24:58.814	3	Yamaha TZR250
13	Jamie KELMAN	1:41.952	12:26:41.426	4	Yamaha 350 POWER VALVE
30	Alan COOPER	1:41.521	12:28:23.542	5	Yamaha TZR250
51	Kevin WHOLEY	1:41.333	12:31:47.122	7	Yamaha TZR
30	Alan COOPER	1:41.094	12:33:28.686	8	Yamaha TZR250
13	Jamie KELMAN	1:40.927	12:35:11.930	9	Yamaha 350 POWER VALVE

Leader History

NO	NAME	FROM LAP	LAPS LED	DISTANCE	VEHICLE
19	Peter BRANTON	1	2	4.36 miles	Yamaha TZR 250
51	Kevin WHOLEY	3	1	2.18 miles	Yamaha TZR
19	Peter BRANTON	4	1	2.18 miles	Yamaha TZR 250
51	Kevin WHOLEY	5	1	2.18 miles	Yamaha TZR
19	Peter BRANTON	6	1	2.18 miles	Yamaha TZR 250
51	Kevin WHOLEY	7	1	2.18 miles	Yamaha TZR
30	Alan COOPER	8	3	6.54 miles	Yamaha TZR250

International Sidecar Revival 2022

DFDS Yamaha Past Masters

RACE 6 - STATISTICS

CLASS : C

12 Starters

Fastest Lap History

NO	NAME	LAP TIME	TIME OF DAY	LAP	VEHICLE
92	Andrew MOOK	1:48.027	12:23:28.299	2	Yamaha TZR250
92	Andrew MOOK	1:46.323	12:27:02.919	4	Yamaha TZR250
66	Neil GRANT	1:45.880	12:37:51.714	10	Yamaha TZR2502MA

Leader History

NO	NAME	FROM LAP	LAPS LED	DISTANCE	VEHICLE
92	Andrew MOOK	1	10	21.80 miles	Yamaha TZR250

International Sidecar Revival 2022

DFDS Yamaha Past Masters

RACE 6 - STATISTICS

CLASS : R

2 Starters

Fastest Lap History

NO	NAME	LAP TIME	TIME OF DAY	LAP	VEHICLE
77	Adam COLLINS	1:57.088	12:23:49.768	2	Yamaha TZR250
77	Adam COLLINS	1:56.355	12:25:46.122	3	Yamaha TZR250
77	Adam COLLINS	1:55.243	12:27:41.366	4	Yamaha TZR250
77	Adam COLLINS	1:54.507	12:35:22.597	8	Yamaha TZR250
77	Adam COLLINS	1:54.488	12:37:17.085	9	Yamaha TZR250

Leader History

NO	NAME	FROM LAP	LAPS LED	DISTANCE	VEHICLE
24	Adam CARSON	1	1	2.18 miles	Yamaha TZR250
77	Adam COLLINS	2	8	17.44 miles	Yamaha TZR250