



BMCRC-MRO CHAMPIONSHIPS


2022

Round 6
Brands Hatch GP
16th / 17th July 2022



Timing & Results Provided by Timing Solutions Ltd

www.tsl-timing.com



illuminate~~e~~design

ILLUMINATE DESIGN 250 MZ & TAYMAR MOTORCYCLES BLUE HAZE GPF



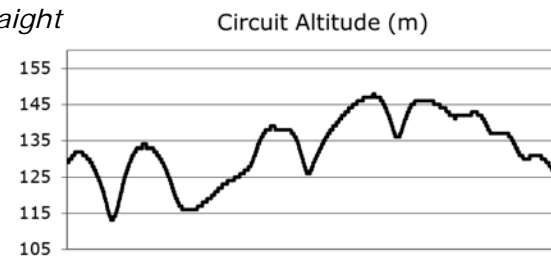
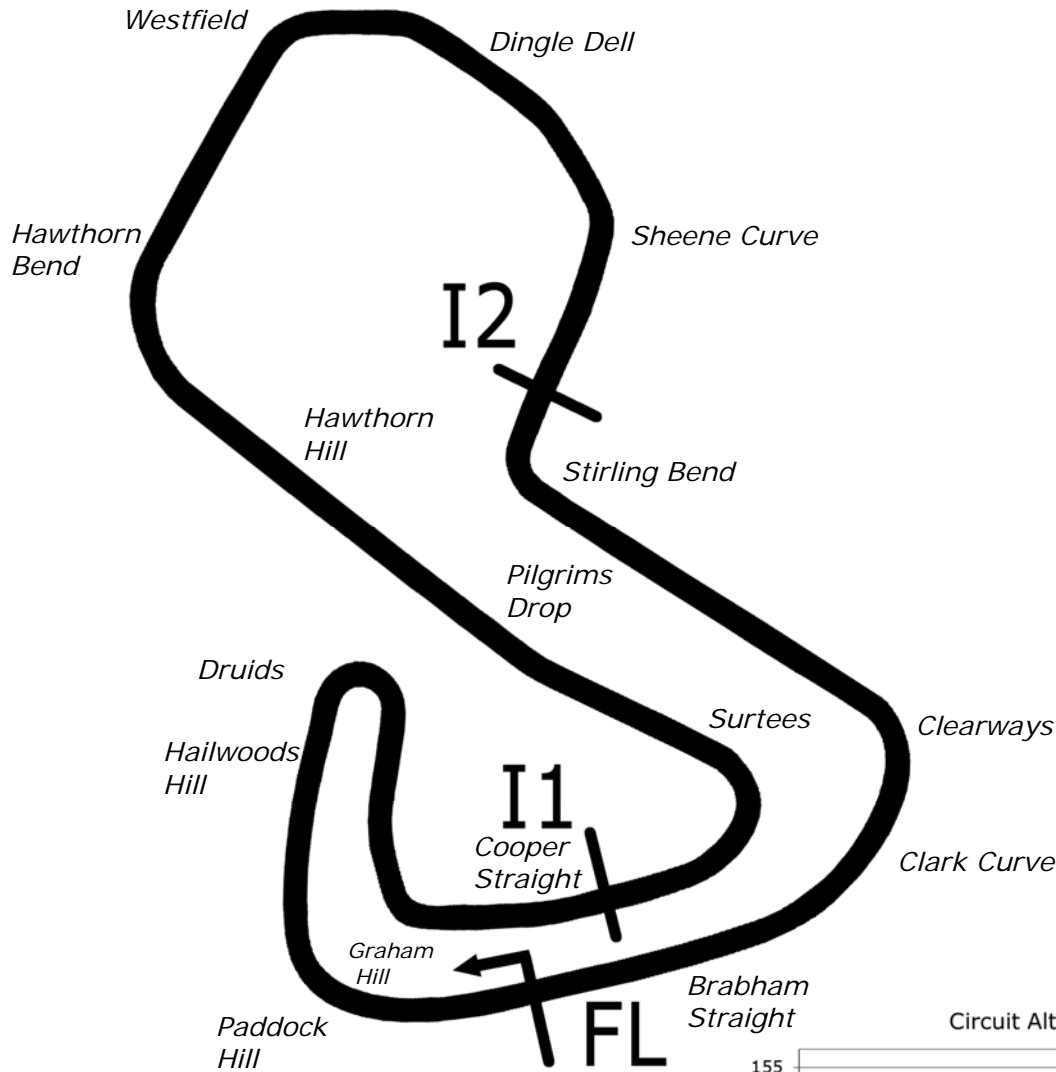
BMCRC-MRO Championships - Round 6
Brands Hatch GP
16th / 17th July 2022



Timing & Results Provided by Timing Solutions Ltd

www.tsl-timing.com

Brands Hatch GP



Length	2.4332 miles	3916.0 m	
FL		51.36032 N	0.26032 E
I1	1116m	51.35934 N	0.25955 E
I2	2928m	51.35532 N	0.26250 E
Pit Entry	3646m	51.35911 N	0.25743 E
Pit Exit	26m after FL	51.36027 N	0.26078 E
Pit Entry-Pit Exit 277m, 19.9s @50kph, 16.6s @60kph			

All results available at www.tsl-timing.com

BMCRC - MRO Championships 2022 - Rnd 6 @ Brands Hatch GP

Illuminate Design 250MZs & Blue Haze GPF

QUALIFYING - CLASSIFICATION



POS	NO	CL	PIC NAME	ENTRY	TIME	ON	LAPS	GAP	DIFF	MPH
1	141	GPF	1 David ABRAHAM	Suzuki RG570 - Cambridge Motorcycles	1:44.466	4	6			83.85
2	4	GPF	2 James SEATH	Aprilia RS250 - Ovenden Earthmoving	1:44.829	6	7	0.363	0.363	83.56
3	15	GPF	3 Billy PERKINS	Yamaha TZR 250 - Ashford tarmac / Barking mad abou	1:45.744	6	7	1.278	0.915	82.84
4	44	GPF	4 Denis HALIL	Yamaha TZR250 - D & A AUTOS	1:46.669	6	7	2.203	0.925	82.12
5	8	GPF	5 David BALL	Yamaha TZR250F3 - Gardiner Page and Roe pension c	1:47.108	3	7	2.642	0.439	81.78
6	42	GPF	6 Alan WOOD	Suzuki RGV250 - J.Clubb Aggregates & Concrete	1:47.889	6	7	3.423	0.781	81.19
7	151	GPF	7 Nick SMITH	Kawasaki KR-1S - Hi-Precision Engineering Ltd	1:48.557	6	7	4.091	0.668	80.69
8	26	GPF	8 Damian LEE	Yamaha TZR250 - Leed Autos	1:48.838	4	7	4.372	0.281	80.48
9	81		1 Scott GRANT	MZ ETZ250 - Howard The Husky & Sports Bike Shop H	1:50.347	3	5	5.881	1.509	79.38
10	199	GPF	9 Michael FROST	Yamaha TZR250 -	1:50.734	7	7	6.268	0.387	79.10
11	85		2 Andrew WALES	MZ ETZ250 - Illuminated Design LTD	1:51.555	5	6	7.089	0.821	78.52
12	75		3 Peter WOODALL	MZ ETZ250 - Online Lubricants	1:51.855	3	6	7.389	0.300	78.31
13	95		4 Christopher ROGERS	MZ ETZ250 - CB Racing	1:52.520	3	6	8.054	0.665	77.85
14	69		5 Alexander MANN	Mz TS 250 - HS RACING	1:55.628	2	2	11.162	3.108	75.75
15	22		6 Simon FINCH	MZ ETZ250 - BlueCloud Projects Ltd	1:56.402	5	6	11.936	0.774	75.25
16	9		7 Gary HOWLETT	MZ TS250 - HS Racing	1:59.095	5	6	14.629	2.693	73.55
17	66	R	1 Graeme LEWIS	MZ ETZ250 -	2:02.483	3	6	18.017	3.388	71.51
18	8	R	2 Rich ASKEW	MZ ETZ250 -	2:03.232	6	6	18.766	0.749	71.08
19	14		8 Andy MARKS	MZ ETZ250 - Kingpin Components	2:04.723	6	6	20.257	1.491	70.23
20	38		9 Chris PETTET	MZ ETZ250 -	2:10.728	1	1	26.262	6.005	67.00
21	62	GPF	10 Ian READ	Suzuki 375CC TRIPLE - MiMS Racing	2:12.729	1	1	28.263	2.001	65.99
22	24	R	3 Tony PARKER	MZ ETZ250 - Aspect Renovations	2:12.755	4	4	28.289	0.026	65.98
23	96		10 Chris KENT	MZ ETZ250 - Powder House Coatings Ltd			0			
24	446	GPF	11 Ben LANGTON	Aprilia RS250 - Racespace Sport Homes			0			
25	69	GPF	12 Mark ELLERAY	Yamaha TZR250 - Abbot Solutions Ltd			0			
26	56		11 Russell TURNER	MZ ETZ250 - TT Racing			0			

Weather / Track : Sunny / Dry

These results are provisional until the conclusion of any judicial and technical matters.

Brands Hatch GP: 2.4332 miles

Date: 16/07/2022 Start: 11:21 Finish: 11:34

Clerk Of Course :	Stewards :	Timekeeper : <i>Craig Smith</i>
-------------------	------------	------------------------------------

Results can be found at www.tsl-timing.com

Printed - 11:36 Saturday, 16 July 2022



BMCR - MRO Championships 2022 - Rnd 6 @ Brands Hatch GP

Illuminate Design 250MZs & Blue Haze GPF

QUALIFYING - SECTOR ANALYSIS



SECTOR 1 = FL to I1, SECTOR 2 = I1 to I2, SECTOR 3 = I2 to FL, DIFF = Difference To Personal Best Lap, P = Crossed Finish Line in Pit Lane, D = Time Disallowed

P1		141 GPF		David ABRAHAM		Suzuki RG570 - Cambridge Motorcycles	
IDEAL LAP TIME : 1:44.044		BEST LAP TIME : 1:44.466		DIFFERENCE : 0.422			
LAP	SECTOR 1	SECTOR 2	SECTOR 3	LAP TIME	MPH	DIFF	TIME OF DAY
1 -	34.651	47.814	25.258	1:47.723	81.31	3.257	11:24:48.013
2 -	33.446	46.365	24.656	1:44.467 (2)	83.85	0.001	11:26:32.480
3 -	33.183	46.791	24.874	1:44.848	83.54	0.382	11:28:17.328
4 -	33.434	46.449	24.583	1:44.466 (1)	83.85		11:30:01.794
5 -	34.217	47.164	24.520	1:45.901	82.71	1.435	11:31:47.695
6 -	33.341	46.438	24.700	1:44.479 (3)	83.84	0.013	11:33:32.174

P2		4 GPF		James SEATH		Aprilia RS250 - Ovenden Earthmoving	
IDEAL LAP TIME : 1:44.699		BEST LAP TIME : 1:44.829		DIFFERENCE : 0.130			
LAP	SECTOR 1	SECTOR 2	SECTOR 3	LAP TIME	MPH	DIFF	TIME OF DAY
1 -	33.585	48.468	25.335	1:47.388	81.57	2.559	11:24:31.589
2 -	33.333	47.519	25.789	1:46.641	82.14	1.812	11:26:18.230
3 -	32.783	47.025	25.196	1:45.004 (2)	83.42	0.175	11:28:03.234
4 -	34.025	47.808	25.217	1:47.050	81.82	2.221	11:29:50.284
5 -	32.887	47.355	25.102	1:45.344	83.15	0.515	11:31:35.628
6 -	32.642	47.155	25.032	1:44.829 (1)	83.56		11:33:20.457
7 -	32.747	47.081	25.251	1:45.079 (3)	83.36	0.250	11:35:05.536

P3		15 GPF		Billy PERKINS		Yamaha TZR 250 - Ashford tarmac / Barking mad about Animals	
IDEAL LAP TIME : 1:45.662		BEST LAP TIME : 1:45.744		DIFFERENCE : 0.082			
LAP	SECTOR 1	SECTOR 2	SECTOR 3	LAP TIME	MPH	DIFF	TIME OF DAY
1 -	34.758	48.270	25.417	1:48.445	80.77	2.701	11:24:40.092
2 -	34.559	47.980	25.723	1:48.262	80.91	2.518	11:26:28.354
3 -	34.116	48.505	25.604	1:48.225	80.94	2.481	11:28:16.579
4 -	33.620	48.146	25.559	1:47.325 (3)	81.61	1.581	11:30:03.904
5 -	34.517	48.343	25.585	1:48.445	80.77	2.701	11:31:52.349
6 -	33.035	47.401	25.308	1:45.744 (1)	82.84		11:33:38.093
7 -	32.953	47.672	25.401	1:46.026 (2)	82.61	0.282	11:35:24.119

P4		44 GPF		Denis HALIL		Yamaha TZR250 - D & A AUTOS	
IDEAL LAP TIME : 1:46.478		BEST LAP TIME : 1:46.669		DIFFERENCE : 0.191			
LAP	SECTOR 1	SECTOR 2	SECTOR 3	LAP TIME	MPH	DIFF	TIME OF DAY
1 -	34.979	48.198	25.578	1:48.755	80.54	2.086	11:24:39.933
2 -	34.400	47.771	25.854	1:48.025	81.09	1.356	11:26:27.958
3 -	34.313	48.394	25.771	1:48.478	80.75	1.809	11:28:16.436
4 -	34.060	47.604	25.686	1:47.350 (2)	81.60	0.681	11:30:03.786
5 -	34.180	48.515	25.755	1:48.450	80.77	1.781	11:31:52.236
6 -	33.352	47.795	25.522	1:46.669 (1)	82.12		11:33:38.905
7 -	33.870	48.331	25.739	1:47.940 (3)	81.15	1.271	11:35:26.845

P5		8 GPF		David BALL		Yamaha TZR250F3 - Gardiner Page and Roe pension consultan	
IDEAL LAP TIME : 1:47.065		BEST LAP TIME : 1:47.108		DIFFERENCE : 0.043			
LAP	SECTOR 1	SECTOR 2	SECTOR 3	LAP TIME	MPH	DIFF	TIME OF DAY
1 -	34.188	50.257	25.734	1:50.179	79.50	3.071	11:25:03.806
2 -	33.367	48.841	25.829	1:48.037 (3)	81.08	0.929	11:26:51.843
3 -	33.410	48.145	25.553	1:47.108 (1)	81.78		11:28:38.951
4 -	34.603	48.610	25.901	1:49.114	80.28	2.006	11:30:28.065
5 -	33.904	48.554	25.623	1:48.081	81.04	0.973	11:32:16.146
6 -	33.568	48.453	25.769	1:47.790 (2)	81.26	0.682	11:34:03.936
7 -	33.805	48.556	26.198	1:48.559	80.69	1.451	11:35:52.495

BMCRC - MRO Championships 2022 - Rnd 6 @ Brands Hatch GP

Illuminate Design 250MZs & Blue Haze GPF

QUALIFYING - SECTOR ANALYSIS



SECTOR 1 = FL to I1, SECTOR 2 = I1 to I2, SECTOR 3 = I2 to FL, DIFF = Difference To Personal Best Lap, P = Crossed Finish Line in Pit Lane, D = Time Disallowed

P6		42 GPF		Alan WOOD		Suzuki RGV250 - J.Clubb Aggregates & Concrete	
IDEAL LAP TIME : 1:47.889		BEST LAP TIME : 1:47.889		DIFFERENCE : 0.000			
LAP	SECTOR 1	SECTOR 2	SECTOR 3	LAP TIME	MPH	DIFF	TIME OF DAY
1 -	35.287	49.101	27.292	1:51.680	78.43	3.791	11:24:42.842
2 -	34.321	48.996	26.261	1:49.578	79.94	1.689	11:26:32.420
3 -	34.005	48.783	26.047	1:48.835 (2)	80.48	0.946	11:28:21.255
4 -	34.437	49.557	26.276	1:50.270	79.43	2.381	11:30:11.525
5 -	34.287	49.062	25.928	1:49.277 (3)	80.16	1.388	11:32:00.802
6 -	33.901	48.162	25.826	1:47.889 (1)	81.19		11:33:48.691
7 -	33.974	50.174	27.135	1:51.283	78.71	3.394	11:35:39.974

P7		151 GPF		Nick SMITH		Kawasaki KR-1S - Hi-Precision Engineering Ltd	
IDEAL LAP TIME : 1:48.337		BEST LAP TIME : 1:48.557		DIFFERENCE : 0.220			
LAP	SECTOR 1	SECTOR 2	SECTOR 3	LAP TIME	MPH	DIFF	TIME OF DAY
1 -	34.575	51.125	26.124	1:51.824	78.33	3.267	11:24:49.624
2 -	34.356	49.039	25.893	1:49.288	80.15	0.731	11:26:38.912
3 -	34.780	48.946	25.818	1:49.544	79.96	0.987	11:28:28.456
4 -	33.933	49.429	25.858	1:49.220 (3)	80.20	0.663	11:30:17.676
5 -	34.149	49.053	26.888	1:50.090	79.56	1.533	11:32:07.766
6 -	33.971	48.684	25.902	1:48.557 (1)	80.69		11:33:56.323
7 -	34.243	48.803	25.720	1:48.766 (2)	80.53	0.209	11:35:45.089

P8		26 GPF		Damian LEE		Yamaha TZR250 - Leed Autos	
IDEAL LAP TIME : 1:48.693		BEST LAP TIME : 1:48.838		DIFFERENCE : 0.145			
LAP	SECTOR 1	SECTOR 2	SECTOR 3	LAP TIME	MPH	DIFF	TIME OF DAY
1 -	36.927	52.203	25.940	1:55.070	76.12	6.232	11:25:04.824
2 -	34.622	49.254	26.162	1:50.038	79.60	1.200	11:26:54.862
3 -	34.169	49.251	25.758	1:49.178 (2)	80.23	0.340	11:28:44.040
4 -	33.870	49.244	25.724	1:48.838 (1)	80.48		11:30:32.878
5 -	34.763	50.892	26.199	1:51.854	78.31	3.016	11:32:24.732
6 -	33.725	49.912	25.910	1:49.547 (3)	79.96	0.709	11:34:14.279
7 -	33.884	49.819	25.981	1:49.684	79.86	0.846	11:36:03.963

P9		81		Scott GRANT		MZ ETZ250 - Howard The Husky & Sports Bike Shop Harlow	
IDEAL LAP TIME : 1:50.188		BEST LAP TIME : 1:50.347		DIFFERENCE : 0.159			
LAP	SECTOR 1	SECTOR 2	SECTOR 3	LAP TIME	MPH	DIFF	TIME OF DAY
1 -	34.299	50.568	26.969	1:51.836	78.32	1.489	11:24:45.765
2 -	33.792	49.855	26.857	1:50.504 (2)	79.27	0.157	11:26:36.269
3 -	33.951	49.587	26.809	1:50.347 (1)	79.38		11:28:26.616
4 -	34.524	50.888	26.986	1:52.398	77.93	2.051	11:30:19.014
5 -	34.054	49.600	27.020	1:50.674 (3)	79.14	0.327	11:32:09.688

P10		199 GPF		Michael FROST		Yamaha TZR250 -	
IDEAL LAP TIME : 1:50.476		BEST LAP TIME : 1:50.734		DIFFERENCE : 0.258			
LAP	SECTOR 1	SECTOR 2	SECTOR 3	LAP TIME	MPH	DIFF	TIME OF DAY
1 -	35.365	51.040	27.182	1:53.587	77.12	2.853	11:24:51.429
2 -	35.280	50.903	27.454	1:53.637	77.08	2.903	11:26:45.066
3 -	35.056	50.821	27.173	1:53.050 (3)	77.48	2.316	11:28:38.116
4 -	35.427	51.252	27.245	1:53.924	76.89	3.190	11:30:32.040
5 -	35.276	51.040	27.118	1:53.434	77.22	2.700	11:32:25.474
6 -	34.617	49.608	26.819	1:51.044 (2)	78.88	0.310	11:34:16.518
7 -	34.875	49.215	26.644	1:50.734 (1)	79.10		11:36:07.252

BMCRC - MRO Championships 2022 - Rnd 6 @ Brands Hatch GP

Illuminate Design 250MZs & Blue Haze GPF

QUALIFYING - SECTOR ANALYSIS



SECTOR 1 = FL to I1, SECTOR 2 = I1 to I2, SECTOR 3 = I2 to FL, DIFF = Difference To Personal Best Lap, P = Crossed Finish Line in Pit Lane, D = Time Disallowed

P11 85		Andrew WALES		MZ ETZ250 - Illuminated Design LTD			
IDEAL LAP TIME : 1:51.366		BEST LAP TIME : 1:51.555		DIFFERENCE : 0.189			
LAP	SECTOR 1	SECTOR 2	SECTOR 3	LAP TIME	MPH	DIFF	TIME OF DAY
1 -	35.602	51.090	27.562	1:54.254	76.66	2.699	11:24:46.548
2 -	34.228	50.427	27.212	1:51.867 (3)	78.30	0.312	11:26:38.415
3 -	34.386	50.310	26.971	1:51.667 (2)	78.44	0.112	11:28:30.082
4 -	34.285	50.535	27.155	1:51.975	78.23	0.420	11:30:22.057
5 -	34.191	50.204	27.160	1:51.555 (1)	78.52		11:32:13.612
6 -	34.313	50.545	27.236	1:52.094	78.14	0.539	11:34:05.706

P12 75		Peter WOODALL		MZ ETZ250 - Online Lubricants			
IDEAL LAP TIME : 1:51.592		BEST LAP TIME : 1:51.855		DIFFERENCE : 0.263			
LAP	SECTOR 1	SECTOR 2	SECTOR 3	LAP TIME	MPH	DIFF	TIME OF DAY
1 -	35.459	51.192	27.334	1:53.985	76.85	2.130	11:24:55.603
2 -	34.916	50.335	27.003	1:52.254 (2)	78.03	0.399	11:26:47.857
3 -	34.723	50.098	27.034	1:51.855 (1)	78.31		11:28:39.712
4 -	34.491	50.826	27.689	1:53.006 (3)	77.51	1.151	11:30:32.718
5 -	34.690	53.344	27.316	1:55.350	75.94	3.495	11:32:28.068
6 -	34.608	52.236	28.944	1:55.788	75.65	3.933	11:34:23.856

P13 95		Christopher ROGERS		MZ ETZ250 - CB Racing			
IDEAL LAP TIME : 1:52.344		BEST LAP TIME : 1:52.520		DIFFERENCE : 0.176			
LAP	SECTOR 1	SECTOR 2	SECTOR 3	LAP TIME	MPH	DIFF	TIME OF DAY
1 -	35.016	50.946	27.408	1:53.370 (3)	77.26	0.850	11:24:47.860
2 -	34.910	50.780	27.893	1:53.583	77.12	1.063	11:26:41.443
3 -	35.041	50.240	27.239	1:52.520 (1)	77.85		11:28:33.963
4 -	35.090	50.195	27.300	1:52.585 (2)	77.80	0.065	11:30:26.548
5 -	35.928	51.165	27.563	1:54.656	76.40	2.136	11:32:21.204
6 -	34.996	54.299	27.880	1:57.175	74.75	4.655	11:34:18.379

P14 69		Alexander MANN		Mz TS 250 - HS RACING			
IDEAL LAP TIME : 1:55.306		BEST LAP TIME : 1:55.628		DIFFERENCE : 0.322			
LAP	SECTOR 1	SECTOR 2	SECTOR 3	LAP TIME	MPH	DIFF	TIME OF DAY
1 -	37.157	55.040	28.106	2:00.303 (2)	72.81	4.675	11:25:07.888
2 -	35.672	51.528	28.428	1:55.628 (1)	75.75		11:27:03.516

P15 22		Simon FINCH		MZ ETZ250 - BlueCloud Projects Ltd			
IDEAL LAP TIME : 1:56.402		BEST LAP TIME : 1:56.402		DIFFERENCE : 0.000			
LAP	SECTOR 1	SECTOR 2	SECTOR 3	LAP TIME	MPH	DIFF	TIME OF DAY
1 -	36.790	53.756	29.764	2:00.310	72.81	3.908	11:25:10.019
2 -	36.499	52.422	28.534	1:57.455	74.58	1.053	11:27:07.474
3 -	36.695	52.473	28.328	1:57.496	74.55	1.094	11:29:04.970
4 -	36.223	52.278	28.518	1:57.019 (2)	74.85	0.617	11:31:01.989
5 -	36.133	52.066	28.203	1:56.402 (1)	75.25		11:32:58.391
6 -	36.649	52.448	28.327	1:57.424 (3)	74.60	1.022	11:34:55.815

P16 9		Gary HOWLETT		MZ TS250 - HS Racing			
IDEAL LAP TIME : 1:58.187		BEST LAP TIME : 1:59.095		DIFFERENCE : 0.908			
LAP	SECTOR 1	SECTOR 2	SECTOR 3	LAP TIME	MPH	DIFF	TIME OF DAY
1 -	38.880	55.581	30.046	2:04.507	70.35	5.412	11:25:15.760
2 -	37.103	53.430	29.309	1:59.842	73.09	0.747	11:27:15.602
3 -	37.593	54.001	28.551	2:00.145	72.91	1.050	11:29:15.747
4 -	36.565	53.723	29.289	1:59.577 (3)	73.25	0.482	11:31:15.324
5 -	36.775	53.749	28.571	1:59.095 (1)	73.55		11:33:14.419
6 -	36.823	53.071	29.297	1:59.191 (2)	73.49	0.096	11:35:13.610

BMCRC - MRO Championships 2022 - Rnd 6 @ Brands Hatch GP

Illuminate Design 250MZs & Blue Haze GPF

QUALIFYING - SECTOR ANALYSIS



SECTOR 1 = FL to I1, SECTOR 2 = I1 to I2, SECTOR 3 = I2 to FL, DIFF = Difference To Personal Best Lap, P = Crossed Finish Line in Pit Lane, D = Time Disallowed

P17 66 R		Graeme LEWIS		MZ ETZ250 -			
IDEAL LAP TIME : 2:02.276		BEST LAP TIME : 2:02.483		DIFFERENCE : 0.207			
LAP	SECTOR 1	SECTOR 2	SECTOR 3	LAP TIME	MPH	DIFF	TIME OF DAY
1 -	38.688	56.349	30.295	2:05.332	69.89	2.849	11:25:14.024
2 -	37.940	56.225	29.397	2:03.562 (3)	70.89	1.079	11:27:17.586
3 -	37.582	55.367	29.534	2:02.483 (1)	71.51		11:29:20.069
4 -	37.850	57.484	29.611	2:04.945	70.10	2.462	11:31:25.014
5 -	37.981	56.224	29.358	2:03.563	70.89	1.080	11:33:28.577
6 -	37.707	55.336	29.731	2:02.774 (2)	71.34	0.291	11:35:31.351

P18 8 R		Rich ASKEW		MZ ETZ250 -			
IDEAL LAP TIME : 2:03.193		BEST LAP TIME : 2:03.232		DIFFERENCE : 0.039			
LAP	SECTOR 1	SECTOR 2	SECTOR 3	LAP TIME	MPH	DIFF	TIME OF DAY
1 -	37.242	1:00.242	31.508	2:08.992	67.90	5.760	11:25:10.803
2 -	37.435	57.882	31.052	2:06.369	69.31	3.137	11:27:17.172
3 -	37.542	57.205	30.139	2:04.886 (2)	70.14	1.654	11:29:22.058
4 -	38.193	58.218	30.559	2:06.970	68.99	3.738	11:31:29.028
5 -	37.491	57.773	30.120	2:05.384 (3)	69.86	2.152	11:33:34.412
6 -	37.281	55.927	30.024	2:03.232 (1)	71.08		11:35:37.644

P19 14		Andy MARKS		MZ ETZ250 - Kingpin Components			
IDEAL LAP TIME : 2:04.253		BEST LAP TIME : 2:04.723		DIFFERENCE : 0.470			
LAP	SECTOR 1	SECTOR 2	SECTOR 3	LAP TIME	MPH	DIFF	TIME OF DAY
1 -	39.969	59.055	32.506	2:11.530	66.59	6.807	11:25:33.458
2 -	39.464	59.339	31.472	2:10.275	67.24	5.552	11:27:43.733
3 -	39.030	58.399	31.071	2:08.500	68.16	3.777	11:29:52.233
4 -	38.869	57.002	31.950	2:07.821 (3)	68.53	3.098	11:32:00.054
5 -	38.122	56.345	30.472	2:04.939 (2)	70.11	0.216	11:34:04.993
6 -	37.436	56.794	30.493	2:04.723 (1)	70.23		11:36:09.716

P20 38		Chris PETTET		MZ ETZ250 -			
IDEAL LAP TIME : 2:10.728		BEST LAP TIME : 2:10.728		DIFFERENCE : 0.000			
LAP	SECTOR 1	SECTOR 2	SECTOR 3	LAP TIME	MPH	DIFF	TIME OF DAY
1 -	39.317	59.896	31.515	2:10.728 (1)	67.00		11:25:31.449

P21 62 GPF		Ian READ		Suzuki 375CC TRIPLE - MiMS Racing			
IDEAL LAP TIME : 2:09.171		BEST LAP TIME : 2:12.729		DIFFERENCE : 3.558			
LAP	SECTOR 1	SECTOR 2	SECTOR 3	LAP TIME	MPH	DIFF	TIME OF DAY
1 -	37.650	1:01.102	32.977	2:12.729 (1)	65.99		11:25:20.934

P22 24 R		Tony PARKER		MZ ETZ250 - Aspect Renovations			
IDEAL LAP TIME : 2:12.474		BEST LAP TIME : 2:12.755		DIFFERENCE : 0.281			
LAP	SECTOR 1	SECTOR 2	SECTOR 3	LAP TIME	MPH	DIFF	TIME OF DAY
1 -	40.920	1:04.036	33.260	2:18.216	63.37	5.461	11:25:32.208
2 -	41.070	1:01.240	31.046	2:13.356 (3)	65.68	0.601	11:27:45.564
3 -	40.660	1:01.133	31.279	2:13.072 (2)	65.82	0.317	11:29:58.636
4 -	40.295	1:01.317	31.143	2:12.755 (1)	65.98		11:32:11.391

BMCRC - MRO Championships 2022 - Rnd 6 @ Brands Hatch GP

Illuminate Design 250MZs & Blue Haze GPF

QUALIFYING - BEST SECTORS

SECTOR 1			SECTOR 2			SECTOR 3			IDEAL / BEST COMPARISON						
POS	NO	NAME	TIME	NO	NAME	TIME	NO	NAME	TIME	POS	NO	NAME	IDEAL	BEST	DIFF
													PERFECT LAP	1:43.527	
1	4	SEATH	32.642	141	ABRAHAM	46.365	141	ABRAHAM	24.520	1	141	ABRAHAM	1:44.044	1:44.466	0.422
2	15	PERKINS	32.953	4	SEATH	47.025	4	SEATH	25.032	2	4	SEATH	1:44.699	1:44.829	0.130
3	141	ABRAHAM	33.159	15	PERKINS	47.401	15	PERKINS	25.308	3	15	PERKINS	1:45.662	1:45.744	0.082
4	44	HALIL	33.352	44	HALIL	47.604	44	HALIL	25.522	4	44	HALIL	1:46.478	1:46.669	0.191
5	8	BALL	33.367	8	BALL	48.145	8	BALL	25.553	5	8	BALL	1:47.065	1:47.108	0.043
6	26	LEE	33.725	42	WOOD	48.162	151	SMITH	25.720	6	42	WOOD	1:47.889	1:47.889	0.000
7	81	GRANT	33.792	151	SMITH	48.684	26	LEE	25.724	7	151	SMITH	1:48.337	1:48.557	0.220
8	42	WOOD	33.901	199	FROST	49.215	42	WOOD	25.826	8	26	LEE	1:48.693	1:48.838	0.145
9	151	SMITH	33.933	26	LEE	49.244	199	FROST	26.644	9	81	GRANT	1:50.188	1:50.347	0.159
10	85	WALES	34.191	81	GRANT	49.587	81	GRANT	26.809	10	199	FROST	1:50.476	1:50.734	0.258
11	75	WOODALL	34.491	75	WOODALL	50.098	85	WALES	26.971	11	85	WALES	1:51.366	1:51.555	0.189
12	199	FROST	34.617	95	ROGERS	50.195	75	WOODALL	27.003	12	75	WOODALL	1:51.592	1:51.855	0.263
13	95	ROGERS	34.910	85	WALES	50.204	95	ROGERS	27.239	13	95	ROGERS	1:52.344	1:52.520	0.176
14	69	MANN	35.672	69	MANN	51.528	69	MANN	28.106	14	69	MANN	1:55.306	1:55.628	0.322
15	22	FINCH	36.133	22	FINCH	52.066	22	FINCH	28.203	15	22	FINCH	1:56.402	1:56.402	0.000
16	9	HOWLETT	36.565	446	LANGTON	52.537	446	LANGTON	28.504	16	9	HOWLETT	1:58.187	1:59.095	0.908
17	446	LANGTON	36.713	9	HOWLETT	53.071	9	HOWLETT	28.551	17	66	LEWIS	2:02.276	2:02.483	0.207
18	8	ASKEW	37.242	66	LEWIS	55.336	66	LEWIS	29.358	18	8	ASKEW	2:03.193	2:03.232	0.039
19	14	MARKS	37.436	8	ASKEW	55.927	62	READ	29.419	19	14	MARKS	2:04.253	2:04.723	0.470
20	66	LEWIS	37.582	14	MARKS	56.345	8	ASKEW	30.024	20	62	READ	2:09.171	2:12.729	3.558
21	62	READ	37.650	38	PETTET	59.896	14	MARKS	30.472	21	38	PETTET	2:10.728	2:10.728	0.000
22	38	PETTET	39.317	24	PARKER	1:01.133	24	PARKER	31.046	22	24	PARKER	2:12.474	2:12.755	0.281
23	24	PARKER	40.295	62	READ	1:02.102	38	PETTET	31.515						
24															
25															
26															

BMCRC - MRO Championships 2022 - Rnd 6 @ Brands Hatch GP

Illuminate Design 250MZs & Blue Haze GPF

QUALIFYING - STATISTICS

Competitors Started	26
Planned Start	2022-07-16 @ 11:16:00.000
Actual Start	2022-07-16 @ 11:21:26.585
Finish Time	2022-07-16 @ 11:34:24.913
Track Length	2.4332mi.
Total Laps	123
Total Distance Covered	299.2946mi.

Session Fastest Lap History

NO	CL	NAME	LAP TIME	TIME OF DAY	LAP	VEHICLE
4	GPF	James SEATH	1:47.388	11:24:31.619	1	Aprilia RS250
4	GPF	James SEATH	1:46.641	11:26:18.259	2	Aprilia RS250
141	GPF	David ABRAHAM	1:44.467	11:26:32.480	2	Suzuki RG570
141	GPF	David ABRAHAM	1:44.466	11:30:01.815	4	Suzuki RG570

Flag History

TYPE	TIME OF DAY
GREEN	11:21:26.585
FINISH	11:34:24.913

Flag Statistics

TYPE	COUNT	TOTAL LAPS	TOTAL TIME
Green	1	7	15:14.353
Red	0	0	0.000
Safety Car	0	0	0.000
FCY	0	0	0.000

BMCRC - MRO Championships 2022 - Rnd 6 @ Brands Hatch GP

Illuminate Design 250MZs & Blue Haze GPF

QUALIFYING - STATISTICS

CLASS : GPF

12 Starters

Fastest Lap History

NO	NAME	LAP TIME	TIME OF DAY	LAP	VEHICLE
4	James SEATH	1:47.388	11:24:31.619	1	Aprilia RS250
4	James SEATH	1:46.641	11:26:18.259	2	Aprilia RS250
141	David ABRAHAM	1:44.467	11:26:32.480	2	Suzuki RG570
141	David ABRAHAM	1:44.466	11:30:01.815	4	Suzuki RG570

BMCRC - MRO Championships 2022 - Rnd 6 @ Brands Hatch GP

Illuminate Design 250MZs & Blue Haze GPF

QUALIFYING - STATISTICS

CLASS :

11 Starters

Fastest Lap History

NO	NAME	LAP TIME	TIME OF DAY	LAP	VEHICLE
81	Scott GRANT	1:51.836	11:24:45.798	1	MZ ETZ250
81	Scott GRANT	1:50.504	11:26:36.301	2	MZ ETZ250
81	Scott GRANT	1:50.347	11:28:26.649	3	MZ ETZ250

BMCRC - MRO Championships 2022 - Rnd 6 @ Brands Hatch GP

Illuminate Design 250MZs & Blue Haze GPF

QUALIFYING - STATISTICS

CLASS : R

3 Starters

Fastest Lap History

NO	NAME	LAP TIME	TIME OF DAY	LAP	VEHICLE
8	Rich ASKEW	2:08.992	11:25:10.840	1	MZ ETZ250
66	Graeme LEWIS	2:05.332	11:25:14.059	1	MZ ETZ250
66	Graeme LEWIS	2:03.562	11:27:17.621	2	MZ ETZ250
66	Graeme LEWIS	2:02.483	11:29:20.104	3	MZ ETZ250

BMCRC - MRO Championships 2022 - Rnd 6 @ Brands Hatch GP

Illuminate Design 250MZs & Blue Haze GPF

RACE 9 - GRID (6 Laps)



ROW 11	33	41	Gary WILLIAMS	32	56	Russell TURNER	31	96	Chris KENT
ROW 10	30	24	Tony PARKER	29	38	Chris PETTET	28	14	Andy MARKS
ROW 9	27	8	Rich ASKEW	26	66	Graeme LEWIS	25	9	Gary HOWLETT
ROW 8	24	22	Simon FINCH	23	69	Alexander MANN	22	95	Christopher ROGERS
ROW 7	21	75	Peter WOODALL	20	85	Andrew WALES	19	81	Scott GRANT
ROW 6	18			17			16		
ROW 5	15			14	110	Mark HAIGH	13	27	Richard HAYWARD
ROW 4	12	69	Mark ELLERAY	11	446	Ben LANGTON	10	62	Ian READ
ROW 3	9	199	Michael FROST	8	26	Damian LEE	7	151	Nick SMITH
ROW 2	6	42	Alan WOOD	5	8	David BALL	4	44	Denis HALIL
ROW 1	3	15	Billy PERKINS	2	4	James SEATH	1	141	David ABRAHAM
Pole									

Brands Hatch GP: 2.4332 miles

These results are provisional until the conclusion of any judicial and technical matters.

Clerk Of Course :	Stewards :	Timekeeper : <i>Craig Smith</i>
-------------------	------------	------------------------------------

Results can be found at www.tsl-timing.com

Printed - 11:39 Saturday, 16 July 2022



BMCRC - MRO Championships 2022 - Rnd 6 @ Brands Hatch GP

Illuminate Design 250MZs & Blue Haze GPF

RACE 9 - CLASSIFICATION



POS	NO	CL	PIC NAME	ENTRY	LAPS	TIME	GAP	DIFF	MPH	BEST	ON
1	141*	GPF	1 David ABRAHAM	Suzuki RG570 - Cambridge Motorcycles	6	10:29.182			83.53	1:43.637	5
2	27	GPF	2 Richard HAYWARD	Yamaha TZR - Hazel Motors/ Gforce	6	10:43.939	14.757	14.757	81.62	1:45.450	6
3	8	GPF	3 David BALL	Yamaha TZR250F3 - Gardiner Page and Roe pensic	6	10:44.852	15.670	0.913	81.50	1:45.899	6
4	4	GPF	4 James SEATH	Aprilia RS250 - Ovenden Earthmoving	6	10:46.909	17.727	2.057	81.24	1:45.923	3
5	15	GPF	5 Billy PERKINS	Yamaha TZR 250 - Ashford tarmac / Barking mad ab	6	10:48.161	18.979	1.252	81.08	1:46.394	5
6	26	GPF	6 Damian LEE	Yamaha TZR250 - Leed Autos	6	10:58.797	29.615	10.636	79.78	1:46.907	2
7	42	GPF	7 Alan WOOD	Suzuki RGV250 - J.Clubb Aggregates & Concrete	6	10:59.427	30.245	0.630	79.70	1:48.438	3
8	44	GPF	8 Denis HALIL	Yamaha TZR250 - D & A AUTOS	6	11:00.027	30.845	0.600	79.63	1:45.904	5
9	199	GPF	9 Michael FROST	Yamaha TZR250 -	6	11:06.038	36.856	6.011	78.91	1:49.110	5
10	81		1 Scott GRANT	MZ ETZ250 - Howard The Husky & Sports Bike Shop	6	11:59.577	1:30.395	53.539	73.04	1:51.176	4
11	69		2 Alexander MANN	Mz TS 250 - HS RACING	6	12:03.378	1:34.196	3.801	72.65	1:51.115	6
12	75		3 Peter WOODALL	MZ ETZ250 - Online Lubricants	6	12:04.859	1:35.677	1.481	72.50	1:51.493	5
13	85		4 Andrew WALES	MZ ETZ250 - Illuminated Design LTD	6	12:05.731	1:36.549	0.872	72.42	1:51.264	5
14	62	GPF	10 Ian READ	Suzuki 375CC TRIPLE - MiMS Racing	6	12:14.054	1:44.872	8.323	71.60	2:00.706	3
15	95		5 Christopher ROGERS	MZ ETZ250 - CB Racing	6	12:22.600	1:53.418	8.546	70.77	1:53.796	2
16	22		6 Simon FINCH	MZ ETZ250 - BlueCloud Projects Ltd	5	10:48.642	1 Lap	1 Lap	67.52	1:57.222	3
17	9		7 Gary HOWLETT	MZ TS250 - HS Racing	5	10:53.140	1 Lap	4.498	67.05	1:59.242	3
18	66	R	1 Graeme LEWIS	MZ ETZ250 -	5	11:02.498	1 Lap	9.358	66.11	2:00.996	2
19	8	R	2 Rich ASKEW	MZ ETZ250 -	5	11:17.949	1 Lap	15.451	64.60	2:04.593	5
20	38		8 Chris PETTET	MZ ETZ250 -	5	11:20.831	1 Lap	2.882	64.33	2:05.290	3
21	14		9 Andy MARKS	MZ ETZ250 - Kingpin Components	5	11:25.818	1 Lap	4.987	63.86	2:04.564	5
22	24	R	3 Tony PARKER	MZ ETZ250 - Aspect Renovations	5	11:58.438	1 Lap	32.620	60.96	2:09.940	5

NOT CLASSIFIED

DNF	151	GPF	Nick SMITH	Kawasaki KR-1S - Hi-Precision Engineering Ltd	4	7:30.980	2 Laps	1 Lap	77.69	1:48.781	3
DNF	56		Russell TURNER	MZ ETZ250 - TT Racing	0						

NOT STARTED

NS	96		Chris KENT	MZ ETZ250 - Powder House Coatings Ltd							
----	----	--	------------	---------------------------------------	--	--	--	--	--	--	--

FASTEST LAP

	141	GPF	David ABRAHAM	Suzuki RG570 - Cambridge Motorcycles	5	1:43.637			84.52 mph	136.02 kph	
	69		Alexander MANN	Mz TS 250 - HS RACING	6	1:51.115			78.83 mph	126.87 kph	
	66	R	Graeme LEWIS	MZ ETZ250 -	2	2:00.996			72.39 mph	116.51 kph	

Bike 141 - Poor signal from transponder. Please fit as per manufacturer guidelines.

Class GPF - 92.5% of Race Speed = 77.26 mph

Class - 92.5% of Race Speed = 67.56 mph

Class R - 92.5% of Race Speed = 61.15 mph

Weather / Track : Sunny / Dry

These results are provisional until the conclusion of any judicial and technical matters.

Race Distance: 6 Laps / 14.59 miles

Brands Hatch GP: 2.4332 miles

Date: 16/07/2022 Start: 14:57 Finish: 15:08

Clerk Of Course :	Stewards :	Timekeeper : <i>Craig Smith</i>
-------------------	------------	------------------------------------

Results can be found at www.tsl-timing.com

Printed - 15:11 Saturday, 16 July 2022



BMCRC - MRO Championships 2022 - Rnd 6 @ Brands Hatch GP

Illuminate Design 250MZs & Blue Haze GPF

RACE 9 - LAP CHART

LAP 1 @ 14:59:45.735

NO	BEHIND	LAP TIME
141		1:49.462
44	2.552	1:52.014
27	2.929	1:52.391
15	3.688	1:53.150
8	3.790	1:53.252
4	4.423	1:53.885
42	4.939	1:54.401
26	5.733	1:55.195
151	5.813	1:55.275
199	7.911	1:57.373
62	16.441	2:05.903
81	53.551	2:43.013
69	55.495	2:44.957
75	56.063	2:45.525
95	56.146	2:45.608
85	58.074	2:47.536
66	1:04.009	2:53.471
9	1:04.133	2:53.595
22	1:05.034	2:54.496
8	1:08.646	2:58.108
38	1:08.835	2:58.297
14	1:10.910	3:00.372
24	1:18.448	3:07.910

LAP 2 @ 15:01:29.589

NO	BEHIND	LAP TIME
141		1:43.854
44	5.682	1:46.984
8	6.024	1:46.088
27	6.154	1:47.079
15	6.371	1:46.537
4	7.032	1:46.463
26	8.786	1:46.907
42	9.792	1:48.707
151	11.021	1:49.062
199	13.932	1:49.875
62	33.800	2:01.213
81	1:00.893	1:51.196
69	1:03.907	1:52.266
75	1:04.417	1:52.208
85	1:06.047	1:51.827
95	1:06.088	1:53.796
22	1:19.421	1:58.241
66	1:21.151	2:00.996
9	1:21.777	2:01.498
8	1:29.599	2:04.807
38	1:30.511	2:05.530
14	1:36.216	2:09.160

LAP 3 @ 15:03:13.746

NO	BEHIND	LAP TIME
141		1:44.157
24	1 Lap	2:14.731
44	7.668	1:46.143
27	7.770	1:45.773
8	8.336	1:46.469
4	8.798	1:45.923
15	9.252	1:47.038
26	13.454	1:48.825
42	14.073	1:48.438
151	15.645	1:48.781
199	19.016	1:49.241

62	50.349	2:00.706
81	1:07.923	1:51.187
69	1:11.610	1:51.860
75	1:11.909	1:51.649
85	1:13.785	1:51.895
95	1:16.406	1:54.475
22	1:32.486	1:57.222
9	1:36.862	1:59.242
66	1:38.489	2:01.495

LAP 4 @ 15:04:57.992

NO	BEHIND	LAP TIME
141		1:44.246
8	1 Lap	2:05.618
38	1 Lap	2:05.290
27	10.301	1:46.777
44	10.382	1:46.960
8	10.855	1:46.765
4	11.317	1:46.765
15	13.036	1:48.030
14	1 Lap	2:06.934
42	18.819	1:48.992
26	18.913	1:49.705
199	24.783	1:50.013
151	29.261	1:57.862
24	1 Lap	2:12.584
62	1:07.396	2:01.293
81	1:14.853	1:51.176
69	1:19.311	1:51.947
75	1:19.455	1:51.792
85	1:21.208	1:51.669
95	1:28.850	1:56.690

LAP 5 @ 15:06:41.629

NO	BEHIND	LAP TIME
141		1:43.637
22	1 Lap	1:58.243
9	1 Lap	1:59.427
44	12.649	1:45.904
27	13.133	1:46.469
66	1 Lap	2:02.902
8	13.597	1:46.379
4	14.255	1:46.575
15	15.793	1:46.394
26	23.607	1:48.331
42	24.130	1:48.948
8	1 Lap	2:04.823
38	1 Lap	2:05.649
199	30.256	1:49.110
14	1 Lap	2:04.788
24	1 Lap	2:13.273
81	1:22.397	1:51.181
62	1:26.708	2:02.949
69	1:26.907	1:51.233
75	1:27.311	1:51.493
85	1:28.835	1:51.264
95	1:40.596	1:55.383

LAP 6 @ 15:08:25.455

NO	BEHIND	LAP TIME
141		1:43.826
27	14.757	1:45.450
8	15.670	1:45.899
4	17.727	1:47.298

15	18.979	1:47.012
22	1 Lap	2:00.440
9	1 Lap	1:59.378
26	29.615	1:49.834
42	30.245	1:49.941
44	30.845	2:02.022
66	1 Lap	2:03.634
199	36.856	1:50.426
8	1 Lap	2:04.593
38	1 Lap	2:06.065
14	1 Lap	2:04.564
24	1 Lap	2:09.940
81	1:30.395	1:51.824
69	1:34.196	1:51.115
75	1:35.677	1:52.192
85	1:36.549	1:51.540
62	1:44.872	2:01.990
95	1:53.418	1:56.648

BMCRC - MRO Championships 2022 - Rnd 6 @ Brands Hatch GP

Illuminate Design 250MZs & Blue Haze GPF

RACE 9 - SECTOR ANALYSIS



SECTOR 1 = FL to I1, SECTOR 2 = I1 to I2, SECTOR 3 = I2 to FL, DIFF = Difference To Personal Best Lap, P = Crossed Finish Line in Pit Lane, D = Time Disallowed

P1 141 GPF		David ABRAHAM		Suzuki RG570 - Cambridge Motorcycles			
IDEAL LAP TIME : 1:43.259		BEST LAP TIME : 1:43.637		DIFFERENCE : 0.378			
LAP	SECTOR 1	SECTOR 2	SECTOR 3	LAP TIME	MPH	DIFF	TIME OF DAY
1 -			24.582	1:49.462	80.02	5.825	14:59:45.735
2 -	32.858	46.428	24.568	1:43.854 (3)	84.34	0.217	15:01:29.589
3 -	32.713	46.851	24.593	1:44.157	84.10	0.520	15:03:13.746
4 -	32.687	46.997	24.562	1:44.246	84.03	0.609	15:04:57.992
5 -	32.903	46.332	24.402	1:43.637 (1)	84.52		15:06:41.629
6 -	33.254	46.202	24.370	1:43.826 (2)	84.37	0.189	15:08:25.455

P2 27 GPF		Richard HAYWARD		Yamaha TZR - Hazel Motors/ Gforce			
IDEAL LAP TIME : 1:45.033		BEST LAP TIME : 1:45.450		DIFFERENCE : 0.417			
LAP	SECTOR 1	SECTOR 2	SECTOR 3	LAP TIME	MPH	DIFF	TIME OF DAY
1 -			25.145	1:52.391	77.94	6.941	14:59:48.664
2 -	32.980	48.388	25.711	1:47.079	81.80	1.629	15:01:35.743
3 -	33.159	47.426	25.188	1:45.773 (2)	82.81	0.323	15:03:21.516
4 -	33.211	47.952	25.614	1:46.777	82.03	1.327	15:05:08.293
5 -	33.215	47.882	25.372	1:46.469 (3)	82.27	1.019	15:06:54.762
6 -	33.131	46.908	25.411	1:45.450 (1)	83.07		15:08:40.212

P3 8 GPF		David BALL		Yamaha TZR250F3 - Gardiner Page and Roe pension consultan			
IDEAL LAP TIME : 1:45.396		BEST LAP TIME : 1:45.899		DIFFERENCE : 0.503			
LAP	SECTOR 1	SECTOR 2	SECTOR 3	LAP TIME	MPH	DIFF	TIME OF DAY
1 -			25.515	1:53.252	77.34	7.353	14:59:49.525
2 -	32.677	47.689	25.722	1:46.088 (2)	82.57	0.189	15:01:35.613
3 -	33.469	47.797	25.203	1:46.469	82.27	0.570	15:03:22.082
4 -	33.042	48.153	25.570	1:46.765	82.04	0.866	15:05:08.847
5 -	33.362	47.901	25.116	1:46.379 (3)	82.34	0.480	15:06:55.226
6 -	32.810	47.603	25.486	1:45.899 (1)	82.71		15:08:41.125

P4 4 GPF		James SEATH		Aprilia RS250 - Ovenden Earthmoving			
IDEAL LAP TIME : 1:45.517		BEST LAP TIME : 1:45.923		DIFFERENCE : 0.406			
LAP	SECTOR 1	SECTOR 2	SECTOR 3	LAP TIME	MPH	DIFF	TIME OF DAY
1 -			25.765	1:53.885	76.91	7.962	14:59:50.158
2 -	33.414	47.662	25.387	1:46.463 (2)	82.28	0.540	15:01:36.621
3 -	33.223	47.362	25.338	1:45.923 (1)	82.70		15:03:22.544
4 -	32.817	48.232	25.716	1:46.765	82.04	0.842	15:05:09.309
5 -	33.314	47.909	25.352	1:46.575 (3)	82.19	0.652	15:06:55.884
6 -	33.456	47.368	26.474	1:47.298	81.64	1.375	15:08:43.182

P5 15 GPF		Billy PERKINS		Yamaha TZR 250 - Ashford tarmac / Barking mad about Animals			
IDEAL LAP TIME : 1:46.199		BEST LAP TIME : 1:46.394		DIFFERENCE : 0.195			
LAP	SECTOR 1	SECTOR 2	SECTOR 3	LAP TIME	MPH	DIFF	TIME OF DAY
1 -			25.669	1:53.150	77.41	6.756	14:59:49.423
2 -	33.183	47.820	25.534	1:46.537 (2)	82.22	0.143	15:01:35.960
3 -	33.400	48.135	25.503	1:47.038	81.83	0.644	15:03:22.998
4 -	33.506	48.487	26.037	1:48.030	81.08	1.636	15:05:11.028
5 -	33.182	47.624	25.588	1:46.394 (1)	82.33		15:06:57.422
6 -	33.072	48.025	25.915	1:47.012 (3)	81.85	0.618	15:08:44.434

P6 26 GPF		Damian LEE		Yamaha TZR250 - Leed Autos			
IDEAL LAP TIME : 1:46.701		BEST LAP TIME : 1:46.907		DIFFERENCE : 0.206			
LAP	SECTOR 1	SECTOR 2	SECTOR 3	LAP TIME	MPH	DIFF	TIME OF DAY
1 -			25.419	1:55.195	76.04	8.288	14:59:51.468
2 -	33.130	48.152	25.625	1:46.907 (1)	81.93		15:01:38.375
3 -	33.783	48.426	26.616	1:48.825 (3)	80.49	1.918	15:03:27.200
4 -	33.618	49.865	26.222	1:49.705	79.84	2.798	15:05:16.905
5 -	33.625	48.952	25.754	1:48.331 (2)	80.86	1.424	15:07:05.236
6 -	33.564	49.448	26.822	1:49.834	79.75	2.927	15:08:55.070

BMCRC - MRO Championships 2022 - Rnd 6 @ Brands Hatch GP

Illuminate Design 250MZs & Blue Haze GPF

RACE 9 - SECTOR ANALYSIS



SECTOR 1 = FL to I1, SECTOR 2 = I1 to I2, SECTOR 3 = I2 to FL, DIFF = Difference To Personal Best Lap, P = Crossed Finish Line in Pit Lane, D = Time Disallowed

P7 42 GPF Alan WOOD		Suzuki RGV250 - J.Clubb Aggregates & Concrete					
IDEAL LAP TIME : 1:47.603		BEST LAP TIME : 1:48.438		DIFFERENCE : 0.835			
LAP	SECTOR 1	SECTOR 2	SECTOR 3	LAP TIME	MPH	DIFF	TIME OF DAY
1 -			25.653	1:54.401	76.57	5.963	14:59:50.674
2 -	33.490	49.308	25.909	1:48.707 (2)	80.58	0.269	15:01:39.381
3 -	34.109	48.788	25.541	1:48.438 (1)	80.78		15:03:27.819
4 -	33.720	49.214	26.058	1:48.992	80.37	0.554	15:05:16.811
5 -	34.396	48.902	25.650	1:48.948 (3)	80.40	0.510	15:07:05.759
6 -	34.126	48.572	27.243	1:49.941	79.67	1.503	15:08:55.700

P8 44 GPF Denis HALIL		Yamaha TZR250 - D & A AUTOS					
IDEAL LAP TIME : 1:45.382		BEST LAP TIME : 1:45.904		DIFFERENCE : 0.522			
LAP	SECTOR 1	SECTOR 2	SECTOR 3	LAP TIME	MPH	DIFF	TIME OF DAY
1 -			25.306	1:52.014	78.20	6.110	14:59:48.287
2 -	33.556	47.811	25.617	1:46.984	81.87	1.080	15:01:35.271
3 -	33.332	47.556	25.255	1:46.143 (2)	82.52	0.239	15:03:21.414
4 -	33.495	48.100	25.365	1:46.960 (3)	81.89	1.056	15:05:08.374
5 -	33.349	47.491	25.064	1:45.904 (1)	82.71		15:06:54.278
6 -	33.712	46.986	41.324	2:02.022	71.78	16.118	15:08:56.300

P9 199 GPF Michael FROST		Yamaha TZR250 -					
IDEAL LAP TIME : 1:48.976		BEST LAP TIME : 1:49.110		DIFFERENCE : 0.134			
LAP	SECTOR 1	SECTOR 2	SECTOR 3	LAP TIME	MPH	DIFF	TIME OF DAY
1 -			26.162	1:57.373	74.63	8.263	14:59:53.646
2 -	34.194	49.527	26.154	1:49.875 (3)	79.72	0.765	15:01:43.521
3 -	34.300	49.091	25.850	1:49.241 (2)	80.18	0.131	15:03:32.762
4 -	34.164	49.523	26.326	1:50.013	79.62	0.903	15:05:22.775
5 -	34.205	48.962	25.943	1:49.110 (1)	80.28		15:07:11.885
6 -	35.236	49.074	26.116	1:50.426	79.32	1.316	15:09:02.311

P10 81 Scott GRANT		MZ ETZ250 - Howard The Husky & Sports Bike Shop Harlow					
IDEAL LAP TIME : 1:50.701		BEST LAP TIME : 1:51.176		DIFFERENCE : 0.475			
LAP	SECTOR 1	SECTOR 2	SECTOR 3	LAP TIME	MPH	DIFF	TIME OF DAY
1 -			26.935	2:43.013	53.73	51.837	15:00:39.286
2 -	34.203	50.150	26.843	1:51.196	78.77	0.020	15:02:30.482
3 -	33.869	50.429	26.889	1:51.187 (3)	78.78	0.011	15:04:21.669
4 -	33.871	50.503	26.802	1:51.176 (1)	78.79		15:06:12.845
5 -	33.873	50.626	26.682	1:51.181 (2)	78.78	0.005	15:08:04.026
6 -	33.967	50.620	27.237	1:51.824	78.33	0.648	15:09:55.850

P11 69 Alexander MANN		Mz TS 250 - HS RACING					
IDEAL LAP TIME : 1:50.978		BEST LAP TIME : 1:51.115		DIFFERENCE : 0.137			
LAP	SECTOR 1	SECTOR 2	SECTOR 3	LAP TIME	MPH	DIFF	TIME OF DAY
1 -		50.821	27.105	2:44.957	53.10	53.842	15:00:41.230
2 -	34.645	50.280	27.341	1:52.266	78.02	1.151	15:02:33.496
3 -	34.328	50.370	27.162	1:51.860 (3)	78.31	0.745	15:04:25.356
4 -	34.265	50.455	27.227	1:51.947	78.24	0.832	15:06:17.303
5 -	34.280	50.115	26.838	1:51.233 (2)	78.75	0.118	15:08:08.536
6 -	34.025	50.129	26.961	1:51.115 (1)	78.83		15:09:59.651

P12 75 Peter WOODALL		MZ ETZ250 - Online Lubricants					
IDEAL LAP TIME : 1:51.367		BEST LAP TIME : 1:51.493		DIFFERENCE : 0.126			
LAP	SECTOR 1	SECTOR 2	SECTOR 3	LAP TIME	MPH	DIFF	TIME OF DAY
1 -		50.835	27.158	2:45.525	52.92	54.032	15:00:41.798
2 -	34.548	50.306	27.354	1:52.208	78.06	0.715	15:02:34.006
3 -	34.448	50.131	27.070	1:51.649 (2)	78.45	0.156	15:04:25.655
4 -	34.477	50.353	26.962	1:51.792 (3)	78.35	0.299	15:06:17.447
5 -	34.509	49.957	27.027	1:51.493 (1)	78.56		15:08:08.940
6 -	34.618	50.202	27.372	1:52.192	78.07	0.699	15:10:01.132

BMCRC - MRO Championships 2022 - Rnd 6 @ Brands Hatch GP

Illuminate Design 250MZs & Blue Haze GPF

RACE 9 - SECTOR ANALYSIS



SECTOR 1 = FL to I1, SECTOR 2 = I1 to I2, SECTOR 3 = I2 to FL, DIFF = Difference To Personal Best Lap, P = Crossed Finish Line in Pit Lane, D = Time Disallowed

P13 85		Andrew WALES		MZ ETZ250 - Illuminated Design LTD			
IDEAL LAP TIME : 1:51.264		BEST LAP TIME : 1:51.264		DIFFERENCE : 0.000			
LAP	SECTOR 1	SECTOR 2	SECTOR 3	LAP TIME	MPH	DIFF	TIME OF DAY
1 -		53.410	27.006	2:47.536	52.28	56.272	15:00:43.809
2 -	34.504	50.244	27.079	1:51.827	78.33	0.563	15:02:35.636
3 -	34.336	50.485	27.074	1:51.895	78.28	0.631	15:04:27.531
4 -	34.154	50.359	27.156	1:51.669 (3)	78.44	0.405	15:06:19.200
5 -	34.117	50.233	26.914	1:51.264 (1)	78.73		15:08:10.464
6 -	34.198	50.277	27.065	1:51.540 (2)	78.53	0.276	15:10:02.004

P14 62 GPF		Ian READ		Suzuki 375CC TRIPLE - MiMS Racing			
IDEAL LAP TIME : 2:00.080		BEST LAP TIME : 2:00.706		DIFFERENCE : 0.626			
LAP	SECTOR 1	SECTOR 2	SECTOR 3	LAP TIME	MPH	DIFF	TIME OF DAY
1 -			28.199	2:05.903	69.57	5.197	15:00:02.176
2 -	37.429	54.574	29.210	2:01.213 (2)	72.26	0.507	15:02:03.389
3 -	37.577	54.452	28.677	2:00.706 (1)	72.57		15:04:04.095
4 -	37.533	54.595	29.165	2:01.293 (3)	72.22	0.587	15:06:05.388
5 -	38.302	55.093	29.554	2:02.949	71.24	2.243	15:08:08.337
6 -	37.500	55.071	29.419	2:01.990	71.80	1.284	15:10:10.327

P15 95		Christopher ROGERS		MZ ETZ250 - CB Racing			
IDEAL LAP TIME : 1:52.533		BEST LAP TIME : 1:53.796		DIFFERENCE : 1.263			
LAP	SECTOR 1	SECTOR 2	SECTOR 3	LAP TIME	MPH	DIFF	TIME OF DAY
1 -		50.441	27.056	2:45.608	52.89	51.812	15:00:41.881
2 -	35.036	50.881	27.879	1:53.796 (1)	76.97		15:02:35.677
3 -	35.538	51.255	27.682	1:54.475 (2)	76.52	0.679	15:04:30.152
4 -	36.107	52.417	28.166	1:56.690	75.06	2.894	15:06:26.842
5 -	35.784	51.743	27.856	1:55.383 (3)	75.91	1.587	15:08:22.225
6 -	35.698	52.408	28.542	1:56.648	75.09	2.852	15:10:18.873

P16 22		Simon FINCH		MZ ETZ250 - BlueCloud Projects Ltd			
IDEAL LAP TIME : 1:57.222		BEST LAP TIME : 1:57.222		DIFFERENCE : 0.000			
LAP	SECTOR 1	SECTOR 2	SECTOR 3	LAP TIME	MPH	DIFF	TIME OF DAY
1 -		53.953	28.799	2:54.496	50.20	57.274	15:00:50.769
2 -	36.655	53.057	28.529	1:58.241 (2)	74.08	1.019	15:02:49.010
3 -	36.269	52.594	28.359	1:57.222 (1)	74.72		15:04:46.232
4 -	36.608	53.089	28.546	1:58.243 (3)	74.08	1.021	15:06:44.475
5 -	36.970	53.623	29.847	2:00.440	72.73	3.218	15:08:44.915

P17 9		Gary HOWLETT		MZ TS250 - HS Racing			
IDEAL LAP TIME : 1:58.955		BEST LAP TIME : 1:59.242		DIFFERENCE : 0.287			
LAP	SECTOR 1	SECTOR 2	SECTOR 3	LAP TIME	MPH	DIFF	TIME OF DAY
1 -		54.375	29.002	2:53.595	50.46	54.353	15:00:49.868
2 -	36.954	55.212	29.332	2:01.498	72.09	2.256	15:02:51.366
3 -	36.619	53.583	29.040	1:59.242 (1)	73.46		15:04:50.608
4 -	36.604	53.571	29.252	1:59.427 (3)	73.34	0.185	15:06:50.035
5 -	36.745	53.349	29.284	1:59.378 (2)	73.37	0.136	15:08:49.413

P18 66 R		Graeme LEWIS		MZ ETZ250 -			
IDEAL LAP TIME : 2:00.720		BEST LAP TIME : 2:00.996		DIFFERENCE : 0.276			
LAP	SECTOR 1	SECTOR 2	SECTOR 3	LAP TIME	MPH	DIFF	TIME OF DAY
1 -		54.511	29.166	2:53.471	50.49	52.475	15:00:49.744
2 -	37.134	54.787	29.075	2:00.996 (1)	72.39		15:02:50.740
3 -	37.181	54.765	29.549	2:01.495 (2)	72.10	0.499	15:04:52.235
4 -	37.376	56.048	29.478	2:02.902 (3)	71.27	1.906	15:06:55.137
5 -	37.813	55.609	30.212	2:03.634	70.85	2.638	15:08:58.771

BMCRC - MRO Championships 2022 - Rnd 6 @ Brands Hatch GP

Illuminate Design 250MZs & Blue Haze GPF

RACE 9 - SECTOR ANALYSIS



SECTOR 1 = FL to I1, SECTOR 2 = I1 to I2, SECTOR 3 = I2 to FL, DIFF = Difference To Personal Best Lap, P = Crossed Finish Line in Pit Lane, D = Time Disallowed

P19		8 R		Rich ASKEW		MZ ETZ250 -	
IDEAL LAP TIME : 2:03.163		BEST LAP TIME : 2:04.593		DIFFERENCE : 1.430			
LAP	SECTOR 1	SECTOR 2	SECTOR 3	LAP TIME	MPH	DIFF	TIME OF DAY
1 -		57.949	29.318	2:58.108	49.18	53.515	15:00:54.381
2 -	37.114	57.420	30.273	2:04.807 (2)	70.18	0.214	15:02:59.188
3 -	37.663	57.591	30.364	2:05.618	69.73	1.025	15:05:04.806
4 -	37.834	56.924	30.065	2:04.823 (3)	70.17	0.230	15:07:09.629
5 -	37.380	56.731	30.482	2:04.593 (1)	70.30		15:09:14.222

P20		38		Chris PETTET		MZ ETZ250 -	
IDEAL LAP TIME : 2:04.415		BEST LAP TIME : 2:05.290		DIFFERENCE : 0.875			
LAP	SECTOR 1	SECTOR 2	SECTOR 3	LAP TIME	MPH	DIFF	TIME OF DAY
1 -		55.921	30.050	2:58.297	49.13	53.007	15:00:54.570
2 -	39.041	56.622	29.867	2:05.530 (2)	69.78	0.240	15:03:00.100
3 -	38.921	56.745	29.624	2:05.290 (1)	69.91		15:05:05.390
4 -	39.151	56.839	29.659	2:05.649 (3)	69.71	0.359	15:07:11.039
5 -	38.870	56.498	30.697	2:06.065	69.48	0.775	15:09:17.104

P21		14		Andy MARKS		MZ ETZ250 - Kingpin Components	
IDEAL LAP TIME : 2:04.319		BEST LAP TIME : 2:04.564		DIFFERENCE : 0.245			
LAP	SECTOR 1	SECTOR 2	SECTOR 3	LAP TIME	MPH	DIFF	TIME OF DAY
1 -		57.118	30.502	3:00.372	48.56	55.808	15:00:56.645
2 -	40.260	58.408	30.492	2:09.160	67.82	4.596	15:03:05.805
3 -	38.729	57.838	30.367	2:06.934 (3)	69.01	2.370	15:05:12.739
4 -	37.963	56.835	29.990	2:04.788 (2)	70.19	0.224	15:07:17.527
5 -	37.847	56.482	30.235	2:04.564 (1)	70.32		15:09:22.091

P22		24 R		Tony PARKER		MZ ETZ250 - Aspect Renovations	
IDEAL LAP TIME : 2:09.940		BEST LAP TIME : 2:09.940		DIFFERENCE : 0.000			
LAP	SECTOR 1	SECTOR 2	SECTOR 3	LAP TIME	MPH	DIFF	TIME OF DAY
1 -		1:01.511	32.292	3:07.910	46.61	57.970	15:01:04.183
2 -	40.935	1:02.048	31.748	2:14.731	65.01	4.791	15:03:18.914
3 -	40.086	1:00.304	32.194	2:12.584 (2)	66.07	2.644	15:05:31.498
4 -	40.657	1:01.125	31.491	2:13.273 (3)	65.72	3.333	15:07:44.771
5 -	39.533	59.644	30.763	2:09.940 (1)	67.41		15:09:54.711

P23		151 GPF		Nick SMITH		Kawasaki KR-1S - Hi-Precision Engineering Ltd	
IDEAL LAP TIME : 1:48.409		BEST LAP TIME : 1:48.781		DIFFERENCE : 0.372			
LAP	SECTOR 1	SECTOR 2	SECTOR 3	LAP TIME	MPH	DIFF	TIME OF DAY
1 -			26.541	1:55.275	75.99	6.494	14:59:51.548
2 -	34.001	49.023	26.038	1:49.062 (2)	80.31	0.281	15:01:40.610
3 -	34.373	48.614	25.794	1:48.781 (1)	80.52		15:03:29.391
4 -	34.139			1:57.862 (3)	74.32	9.081	15:05:27.253

BMCRC - MRO Championships 2022 - Rnd 6 @ Brands Hatch GP

Illuminate Design 250MZs & Blue Haze GPF

RACE 9 - BEST SECTORS

SECTOR 1			SECTOR 2			SECTOR 3			IDEAL / BEST COMPARISON						
POS	NO	NAME	TIME	NO	NAME	TIME	NO	NAME	TIME	POS	NO	NAME	IDEAL	BEST	DIFF
												PERFECT LAP	1:43.249		
1	8	BALL	32.677	141	ABRAHAM	46.202	141	ABRAHAM	24.370	1	141	ABRAHAM	1:43.259	1:43.637	0.378
2	141	ABRAHAM	32.687	27	HAYWARD	46.908	44	HALIL	25.064	2	27	HAYWARD	1:45.033	1:45.450	0.417
3	4	SEATH	32.817	44	HALIL	46.986	8	BALL	25.116	3	44	HALIL	1:45.382	1:45.904	0.522
4	27	HAYWARD	32.980	4	SEATH	47.362	27	HAYWARD	25.145	4	8	BALL	1:45.396	1:45.899	0.503
5	15	PERKINS	33.072	8	BALL	47.603	4	SEATH	25.338	5	4	SEATH	1:45.517	1:45.923	0.406
6	26	LEE	33.130	15	PERKINS	47.624	26	LEE	25.419	6	15	PERKINS	1:46.199	1:46.394	0.195
7	44	HALIL	33.332	26	LEE	48.152	15	PERKINS	25.503	7	26	LEE	1:46.701	1:46.907	0.206
8	42	WOOD	33.490	42	WOOD	48.572	42	WOOD	25.541	8	42	WOOD	1:47.603	1:48.438	0.835
9	81	GRANT	33.869	151	SMITH	48.614	151	SMITH	25.794	9	151	SMITH	1:48.409	1:48.781	0.372
10	151	SMITH	34.001	199	FROST	48.962	199	FROST	25.850	10	199	FROST	1:48.976	1:49.110	0.134
11	69	MANN	34.025	75	WOODALL	49.957	81	GRANT	26.682	11	81	GRANT	1:50.701	1:51.176	0.475
12	85	WALES	34.117	69	MANN	50.115	69	MANN	26.838	12	69	MANN	1:50.978	1:51.115	0.137
13	199	FROST	34.164	81	GRANT	50.150	85	WALES	26.914	13	85	WALES	1:51.264	1:51.264	0.000
14	75	WOODALL	34.448	85	WALES	50.233	75	WOODALL	26.962	14	75	WOODALL	1:51.367	1:51.493	0.126
15	95	ROGERS	35.036	95	ROGERS	50.441	95	ROGERS	27.056	15	95	ROGERS	1:52.533	1:53.796	1.263
16	22	FINCH	36.269	22	FINCH	52.594	62	READ	28.199	16	22	FINCH	1:57.222	1:57.222	0.000
17	9	HOWLETT	36.604	9	HOWLETT	53.349	22	FINCH	28.359	17	9	HOWLETT	1:58.955	1:59.242	0.287
18	8	ASKEW	37.114	62	READ	54.452	9	HOWLETT	29.002	18	62	READ	2:00.080	2:00.706	0.626
19	66	LEWIS	37.134	66	LEWIS	54.511	66	LEWIS	29.075	19	66	LEWIS	2:00.720	2:00.996	0.276
20	62	READ	37.429	38	PETTET	55.921	8	ASKEW	29.318	20	8	ASKEW	2:03.163	2:04.593	1.430
21	14	MARKS	37.847	14	MARKS	56.482	38	PETTET	29.624	21	14	MARKS	2:04.319	2:04.564	0.245
22	38	PETTET	38.870	8	ASKEW	56.731	14	MARKS	29.990	22	38	PETTET	2:04.415	2:05.290	0.875
23	24	PARKER	39.533	24	PARKER	59.644	24	PARKER	30.763	23	24	PARKER	2:09.940	2:09.940	0.000
24															

BMCRC - MRO Championships 2022 - Rnd 6 @ Brands Hatch GP

Illuminate Design 250MZs & Blue Haze GPF

RACE 9 - STATISTICS

Competitors Started 24
Planned Start 2022-07-16 @ 15:00:00.000
Actual Start 2022-07-16 @ 14:57:56.273
Finish Time 2022-07-16 @ 15:08:25.454
Track Length 2.4332mi.
Total Laps 129
Total Distance Covered 313.8943mi.

Session Fastest Lap History

NO	CL	NAME	LAP TIME	TIME OF DAY	LAP	VEHICLE
141	GPF	David ABRAHAM	1:43.854	15:01:29.589	2	Suzuki RG570
141	GPF	David ABRAHAM	1:43.637	15:06:41.653	5	Suzuki RG570

Session Leader History

NO	CL	NAME	FROM LAP	LAPS LED	DISTANCE	VEHICLE
141	GPF	David ABRAHAM	1	6	14.59 miles	Suzuki RG570

Flag History

TYPE	TIME OF DAY
GREEN	14:57:56.273
FINISH	15:08:25.454

Flag Statistics

TYPE	COUNT	TOTAL LAPS	TOTAL TIME
Green	1	6	12:32.391
Red	0	0	0.000
Safety Car	0	0	0.000
FCY	0	0	0.000

BMCRC - MRO Championships 2022 - Rnd 6 @ Brands Hatch GP

Illuminate Design 250MZs & Blue Haze GPF

RACE 9 - STATISTICS

CLASS : GPF

11 Starters

Fastest Lap History

NO	NAME	LAP TIME	TIME OF DAY	LAP	VEHICLE
141	David ABRAHAM	1:43.854	15:01:29.589	2	Suzuki RG570
141	David ABRAHAM	1:43.637	15:06:41.653	5	Suzuki RG570

Leader History

NO	NAME	FROM LAP	LAPS LED	DISTANCE	VEHICLE
141	David ABRAHAM	1	6	14.59 miles	Suzuki RG570

BMCRC - MRO Championships 2022 - Rnd 6 @ Brands Hatch GP

Illuminate Design 250MZs & Blue Haze GPF

RACE 9 - STATISTICS

CLASS :

10 Starters

Fastest Lap History

NO	NAME	LAP TIME	TIME OF DAY	LAP	VEHICLE
81	Scott GRANT	1:51.196	15:02:30.515	2	MZ ETZ250
81	Scott GRANT	1:51.187	15:04:21.701	3	MZ ETZ250
81	Scott GRANT	1:51.176	15:06:12.877	4	MZ ETZ250
69	Alexander MANN	1:51.115	15:09:59.683	6	Mz TS 250

Leader History

NO	NAME	FROM LAP	LAPS LED	DISTANCE	VEHICLE
81	Scott GRANT	1	6	14.59 miles	MZ ETZ250

BMCRC - MRO Championships 2022 - Rnd 6 @ Brands Hatch GP

Illuminate Design 250MZs & Blue Haze GPF

RACE 9 - STATISTICS

CLASS : R

3 Starters

Fastest Lap History

NO	NAME	LAP TIME	TIME OF DAY	LAP	VEHICLE
66	Graeme LEWIS	2:00.996	15:02:50.776	2	MZ ETZ250

Leader History

NO	NAME	FROM LAP	LAPS LED	DISTANCE	VEHICLE
66	Graeme LEWIS	1	5	12.16 miles	MZ ETZ250

BMCRC - MRO Championships 2022 - Rnd 6 @ Brands Hatch GP

Illuminate Design 250MZs & Blue Haze GPF

RACE 18 - GRID (6 Laps)



ROW 11	33	41	Gary WILLIAMS	32	96	Chris KENT	31	56	Russell TURNER
ROW 10	30	24	Tony PARKER	29	38	Chris PETTET	28	8	Rich ASKEW
ROW 9	27	14	Andy MARKS	26	66	Graeme LEWIS	25	9	Gary HOWLETT
ROW 8	24	22	Simon FINCH	23	95	Christopher ROGERS	22	75	Peter WOODALL
ROW 7	21	85	Andrew WALES	20	81	Scott GRANT	19	69	Alexander MANN
ROW 6	18			17			16		
ROW 5	15			14	110	Mark HAIGH	13	69	Mark ELLERAY
ROW 4	12	446	Ben LANGTON	11	62	Ian READ	10	199	Michael FROST
ROW 3	9	151	Nick SMITH	8	42	Alan WOOD	7	26	Damian LEE
ROW 2	6	15	Billy PERKINS	5	4	James SEATH	4	44	Denis HALIL
ROW 1	3	8	David BALL	2	27	Richard HAYWARD	1	141	David ABRAHAM
Pole									

Brands Hatch GP: 2.4332 miles

These results are provisional until the conclusion of any judicial and technical matters.

Clerk Of Course :	Stewards :	Timekeeper : <i>Craig Smith</i>
-------------------	------------	------------------------------------

Results can be found at www.tsl-timing.com

Printed - 15:13 Saturday, 16 July 2022



BMCRC - MRO Championships 2022 - Rnd 6 @ Brands Hatch GP

Illuminate Design 250MZs & Blue Haze GPF

RACE 18 - CLASSIFICATION



POS	NO	CL	PIC NAME	ENTRY	LAPS	TIME	GAP	DIFF	MPH	BEST	ON
1	141	GPF	1 David ABRAHAM	Suzuki RG570 - Cambridge Motorcycles	6	10:26.712			83.86	1:42.787	3
2	4	GPF	2 James SEATH	Aprilia RS250 - Ovenden Earthmoving	6	10:41.434	14.722	14.722	81.93	1:44.637	3
3	44	GPF	3 Denis HALIL	Yamaha TZR250 - D & A AUTOS	6	10:47.540	20.828	6.106	81.16	1:46.489	3
4	27	GPF	4 Richard HAYWARD	Yamaha TZR - Hazel Motors/ Gforce	6	10:47.645	20.933	0.105	81.15	1:46.485	6
5	8	GPF	5 David BALL	Yamaha TZR250F3 - Gardiner Page and Roe pensic	6	10:48.556	21.844	0.911	81.04	1:46.310	3
6	26	GPF	6 Damian LEE	Yamaha TZR250 - Leed Autos	6	10:53.690	26.978	5.134	80.40	1:46.598	2
7	42	GPF	7 Alan WOOD	Suzuki RGV250 - J.Clubb Aggregates & Concrete	6	10:56.968	30.256	3.278	80.00	1:47.799	3
8	199	GPF	8 Michael FROST	Yamaha TZR250 -	6	11:14.105	47.393	17.137	77.96	1:48.894	4
9	81		1 Scott GRANT	MZ ETZ250 - Howard The Husky & Sports Bike Sho	6	11:45.554	1:18.842	31.449	74.49	1:50.373	3
10	75		2 Peter WOODALL	MZ ETZ250 - Online Lubricants	6	11:49.409	1:22.697	3.855	74.08	1:50.731	3
11	85		3 Andrew WALES	MZ ETZ250 - Illuminated Design LTD	6	11:49.491	1:22.779	0.082	74.07	1:50.800	3
12	69		4 Alexander MANN	Mz TS 250 - HS RACING	6	11:49.593	1:22.881	0.102	74.06	1:50.693	6
13	95		5 Christopher ROGERS	MZ ETZ250 - CB Racing	6	11:59.446	1:32.734	9.853	73.05	1:52.018	2
14	96		6 Chris KENT	MZ ETZ250 - Powder House Coatings Ltd	5	10:21.930	1 Lap	1 Lap	70.42	1:54.280	2
15	22		7 Simon FINCH	MZ ETZ250 - BlueCloud Projects Ltd	5	10:34.590	1 Lap	12.660	69.01	1:57.568	5
16	9		8 Gary HOWLETT	MZ TS250 - HS Racing	5	10:34.730	1 Lap	0.140	69.00	1:57.881	5
17	66	R	1 Graeme LEWIS	MZ ETZ250 -	5	10:52.043	1 Lap	17.313	67.17	2:01.578	4
18	56		9 Russell TURNER	MZ ETZ250 - TT Racing	5	11:03.805	1 Lap	11.762	65.98	2:02.063	3
19	14		10 Andy MARKS	MZ ETZ250 - Kingpin Components	5	11:04.098	1 Lap	0.293	65.95	2:02.769	3
20	38		11 Chris PETTET	MZ ETZ250 -	5	11:18.804	1 Lap	14.706	64.52	2:05.372	2
21	24	R	2 Tony PARKER	MZ ETZ250 - Aspect Renovations	5	11:44.583	1 Lap	25.779	62.16	2:12.435	4

NOT CLASSIFIED

DNF	8	R	Rich ASKEW	MZ ETZ250 -	3	6:52.113	3 Laps	2 Laps	63.76	2:01.635	3
-----	---	---	------------	-------------	---	----------	--------	--------	-------	----------	---

FASTEST LAP

141	GPF	David ABRAHAM	Suzuki RG570 - Cambridge Motorcycles	3	1:42.787	85.22 mph	137.15 kph
81		Scott GRANT	MZ ETZ250 - Howard The Husky & Sports Bike Sho	3	1:50.373	79.36 mph	127.72 kph
66	R	Graeme LEWIS	MZ ETZ250 -	4	2:01.578	72.05 mph	115.95 kph

Class GPF - 92.5% of Race Speed = 77.57 mph

Class - 92.5% of Race Speed = 68.90 mph

Class R - 92.5% of Race Speed = 62.13 mph

Weather / Track : Sunny / Dry

These results are provisional until the conclusion of any judicial and technical matters.

Race Distance: 6 Laps / 14.59 miles

Brands Hatch GP: 2.4332 miles

Date: 16/07/2022 Start: 17:50 Finish: 18:00

Clerk Of Course :	Stewards :	Timekeeper : <i>Craig Smith</i>
-------------------	------------	------------------------------------

Results can be found at www.tsl-timing.com

Printed - 18:15 Saturday, 16 July 2022



BMCRC - MRO Championships 2022 - Rnd 6 @ Brands Hatch GP

Illuminate Design 250MZs & Blue Haze GPF

RACE 18 - LAP CHART

LAP 1 @ 17:52:20.228

NO	BEHIND	LAP TIME
141		1:48.941
27	3.930	1:52.871
4	3.959	1:52.900
8	4.136	1:53.077
44	4.337	1:53.278
199	5.301	1:54.242
26	6.819	1:55.760
42	6.901	1:55.842
81	42.145	2:31.086
69	42.801	2:31.742
85	44.316	2:33.257
95	44.839	2:33.780
75	44.920	2:33.861
96	45.811	2:34.752
22	50.441	2:39.382
9	51.142	2:40.083
66	53.158	2:42.099
8	57.828	2:46.769
14	58.971	2:47.912
56	1:01.200	2:50.141
38	1:02.627	2:51.568
24	1:03.585	2:52.526

LAP 2 @ 17:54:03.110

NO	BEHIND	LAP TIME
141		1:42.882
4	7.640	1:46.563
27	7.977	1:46.929
44	8.059	1:46.604
8	8.493	1:47.239
26	10.535	1:46.598
42	11.911	1:47.892
199	23.257	2:00.838
81	50.177	1:50.914
69	52.240	1:52.321
75	53.107	1:51.069
85	53.411	1:51.977
95	53.975	1:52.018
96	57.209	1:54.280
22	1:06.683	1:59.124
9	1:07.273	1:59.013
66	1:12.059	2:01.783
8	1:18.655	2:03.709
14	1:20.714	2:04.625
56	1:21.312	2:02.994
38	1:25.117	2:05.372
24	1:33.221	2:12.518

LAP 3 @ 17:55:45.897

NO	BEHIND	LAP TIME
141		1:42.787
4	9.490	1:44.637
44	11.761	1:46.489
27	11.872	1:46.682
8	12.016	1:46.310
26	14.874	1:47.126
42	16.923	1:47.799
199	30.199	1:49.729
81	57.763	1:50.373
75	1:01.051	1:50.731
69	1:01.133	1:51.680
85	1:01.424	1:50.800

Weather / Track : Sunny / Dry

Results can be found at www.tsl-timing.com

95	1:03.954	1:52.766
96	1:11.667	1:57.245
9	1:22.993	1:58.507
22	1:23.092	1:59.196
66	1:32.573	2:03.301
8	1:37.503	2:01.635
56	1:40.588	2:02.063
14	1:40.696	2:02.769

56	1 Lap	2:03.348
14	1 Lap	2:03.059
199	47.393	1:49.978
38	1 Lap	2:07.987
24	1 Lap	2:13.788
81	1:18.842	1:51.261
75	1:22.697	1:51.264
85	1:22.779	1:50.830
69	1:22.881	1:50.693
95	1:32.734	1:54.033

LAP 4 @ 17:57:30.161

NO	BEHIND	LAP TIME
141		1:44.264
38	1 Lap	2:08.066
4	10.626	1:45.400
44	14.745	1:47.248
27	15.002	1:47.394
8	15.273	1:47.521
26	17.704	1:47.094
24	1 Lap	2:13.316
42	20.487	1:47.828
199	34.829	1:48.894
81	1:03.924	1:50.425
75	1:08.226	1:51.439
85	1:08.371	1:51.211
69	1:08.601	1:51.732
95	1:12.753	1:53.063
96	1:25.966	1:58.563
9	1:37.975	1:59.246
22	1:38.148	1:59.320

LAP 5 @ 17:59:15.097

NO	BEHIND	LAP TIME
141		1:44.936
66	1 Lap	2:01.578
4	12.098	1:46.408
56	1 Lap	2:05.259
44	16.931	1:47.122
14	1 Lap	2:05.733
27	17.350	1:47.284
8	17.627	1:47.290
26	21.098	1:48.330
42	24.806	1:49.255
38	1 Lap	2:05.811
199	40.317	1:50.424
24	1 Lap	2:12.435
81	1:10.483	1:51.495
75	1:14.335	1:51.045
85	1:14.851	1:51.416
69	1:15.090	1:51.425
95	1:21.603	1:53.786
96	1:38.120	1:57.090

LAP 6 @ 18:00:57.999

NO	BEHIND	LAP TIME
141		1:42.902
22	1 Lap	1:57.568
9	1 Lap	1:57.881
4	14.722	1:45.526
44	20.828	1:46.799
27	20.933	1:46.485
8	21.844	1:47.119
66	1 Lap	2:03.282
26	26.978	1:48.782
42	30.256	1:48.352

Brands Hatch GP: 2.4332 miles
Date: 16/07/2022 Start: 17:50 Finish: 18:00

Printed - 18:15 Saturday, 16 July 2022

BMCRC - MRO Championships 2022 - Rnd 6 @ Brands Hatch GP

Illuminate Design 250MZs & Blue Haze GPF

RACE 18 - SECTOR ANALYSIS



SECTOR 1 = FL to I1, SECTOR 2 = I1 to I2, SECTOR 3 = I2 to FL, DIFF = Difference To Personal Best Lap, P = Crossed Finish Line in Pit Lane, D = Time Disallowed

P1 141 GPF		David ABRAHAM		Suzuki RG570 - Cambridge Motorcycles			
IDEAL LAP TIME : 1:42.468		BEST LAP TIME : 1:42.787		DIFFERENCE : 0.319			
LAP	SECTOR 1	SECTOR 2	SECTOR 3	LAP TIME	MPH	DIFF	TIME OF DAY
1 -			24.586	1:48.941	80.40	6.154	17:52:20.228
2 -	32.275	46.098	24.509	1:42.882 (2)	85.14	0.095	17:54:03.110
3 -	32.409	45.932	24.446	1:42.787 (1)	85.22		17:55:45.897
4 -	32.416	47.328	24.520	1:44.264	84.01	1.477	17:57:30.161
5 -	33.725	46.905	24.306	1:44.936	83.47	2.149	17:59:15.097
6 -	32.500	46.141	24.261	1:42.902 (3)	85.12	0.115	18:00:57.999

P2 4 GPF		James SEATH		Aprilia RS250 - Ovenden Earthmoving			
IDEAL LAP TIME : 1:44.533		BEST LAP TIME : 1:44.637		DIFFERENCE : 0.104			
LAP	SECTOR 1	SECTOR 2	SECTOR 3	LAP TIME	MPH	DIFF	TIME OF DAY
1 -			25.812	1:52.900	77.58	8.263	17:52:24.187
2 -	33.577	47.673	25.313	1:46.563	82.20	1.926	17:54:10.750
3 -	32.699	46.873	25.065	1:44.637 (1)	83.71		17:55:55.387
4 -	32.683	47.740	24.977	1:45.400 (2)	83.11	0.763	17:57:40.787
5 -	33.434	47.592	25.382	1:46.408	82.32	1.771	17:59:27.195
6 -	32.802	47.227	25.497	1:45.526 (3)	83.01	0.889	18:01:12.721

P3 44 GPF		Denis HALIL		Yamaha TZR250 - D & A AUTOS			
IDEAL LAP TIME : 1:46.044		BEST LAP TIME : 1:46.489		DIFFERENCE : 0.445			
LAP	SECTOR 1	SECTOR 2	SECTOR 3	LAP TIME	MPH	DIFF	TIME OF DAY
1 -			25.211	1:53.278	77.33	6.789	17:52:24.565
2 -	33.393	48.070	25.141	1:46.604 (2)	82.17	0.115	17:54:11.169
3 -	33.125	48.066	25.298	1:46.489 (1)	82.26		17:55:57.658
4 -	33.667	48.286	25.295	1:47.248	81.67	0.759	17:57:44.906
5 -	33.990	47.778	25.354	1:47.122	81.77	0.633	17:59:32.028
6 -	33.332	48.272	25.195	1:46.799 (3)	82.02	0.310	18:01:18.827

P4 27 GPF		Richard HAYWARD		Yamaha TZR - Hazel Motors/ Gforce			
IDEAL LAP TIME : 1:46.141		BEST LAP TIME : 1:46.485		DIFFERENCE : 0.344			
LAP	SECTOR 1	SECTOR 2	SECTOR 3	LAP TIME	MPH	DIFF	TIME OF DAY
1 -			26.017	1:52.871	77.60	6.386	17:52:24.158
2 -	33.394	48.103	25.432	1:46.929 (3)	81.92	0.444	17:54:11.087
3 -	33.052	47.845	25.785	1:46.682 (2)	82.11	0.197	17:55:57.769
4 -	33.216	48.369	25.809	1:47.394	81.56	0.909	17:57:45.163
5 -	34.011	47.657	25.616	1:47.284	81.65	0.799	17:59:32.447
6 -	33.236	47.711	25.538	1:46.485 (1)	82.26		18:01:18.932

P5 8 GPF		David BALL		Yamaha TZR250F3 - Gardiner Page and Roe pension consultan			
IDEAL LAP TIME : 1:46.106		BEST LAP TIME : 1:46.310		DIFFERENCE : 0.204			
LAP	SECTOR 1	SECTOR 2	SECTOR 3	LAP TIME	MPH	DIFF	TIME OF DAY
1 -			25.658	1:53.077	77.46	6.767	17:52:24.364
2 -	33.566	48.420	25.253	1:47.239 (3)	81.68	0.929	17:54:11.603
3 -	33.067	47.946	25.297	1:46.310 (1)	82.39		17:55:57.913
4 -	33.285	48.668	25.568	1:47.521	81.47	1.211	17:57:45.434
5 -	33.926	47.870	25.494	1:47.290	81.64	0.980	17:59:32.724
6 -	33.682	47.786	25.651	1:47.119 (2)	81.77	0.809	18:01:19.843

P6 26 GPF		Damian LEE		Yamaha TZR250 - Leed Autos			
IDEAL LAP TIME : 1:46.350		BEST LAP TIME : 1:46.598		DIFFERENCE : 0.248			
LAP	SECTOR 1	SECTOR 2	SECTOR 3	LAP TIME	MPH	DIFF	TIME OF DAY
1 -			25.686	1:55.760	75.67	9.162	17:52:27.047
2 -	32.967	47.955	25.676	1:46.598 (1)	82.17		17:54:13.645
3 -	33.383	48.164	25.579	1:47.126 (3)	81.77	0.528	17:56:00.771
4 -	33.172	48.277	25.645	1:47.094 (2)	81.79	0.496	17:57:47.865
5 -	33.986	48.916	25.428	1:48.330	80.86	1.732	17:59:36.195
6 -	33.480	49.528	25.774	1:48.782	80.52	2.184	18:01:24.977

BMCRC - MRO Championships 2022 - Rnd 6 @ Brands Hatch GP

Illuminate Design 250MZs & Blue Haze GPF

RACE 18 - SECTOR ANALYSIS



SECTOR 1 = FL to I1, SECTOR 2 = I1 to I2, SECTOR 3 = I2 to FL, DIFF = Difference To Personal Best Lap, P = Crossed Finish Line in Pit Lane, D = Time Disallowed

P7 42 GPF Alan WOOD		Suzuki RGV250 - J.Clubb Aggregates & Concrete					
IDEAL LAP TIME : 1:47.298		BEST LAP TIME : 1:47.799		DIFFERENCE : 0.501			
LAP	SECTOR 1	SECTOR 2	SECTOR 3	LAP TIME	MPH	DIFF	TIME OF DAY
1 -			25.525	1:55.842	75.61	8.043	17:52:27.129
2 -	33.667	48.486	25.739	1:47.892 (3)	81.19	0.093	17:54:15.021
3 -	33.971	48.181	25.647	1:47.799 (1)	81.26		17:56:02.820
4 -	33.783	48.447	25.598	1:47.828 (2)	81.23	0.029	17:57:50.648
5 -	35.126	48.468	25.661	1:49.255	80.17	1.456	17:59:39.903
6 -	33.863	49.039	25.450	1:48.352	80.84	0.553	18:01:28.255

P8 199 GPF Michael FROST		Yamaha TZR250 -					
IDEAL LAP TIME : 1:46.861		BEST LAP TIME : 1:48.894		DIFFERENCE : 2.033			
LAP	SECTOR 1	SECTOR 2	SECTOR 3	LAP TIME	MPH	DIFF	TIME OF DAY
1 -			25.271	1:54.242	76.67	5.348	17:52:25.529
2 -	33.688	47.902	39.248	2:00.838	72.49	11.944	17:54:26.367
3 -	34.659	48.924	26.146	1:49.729 (2)	79.83	0.835	17:56:16.096
4 -	34.111	49.009	25.774	1:48.894 (1)	80.44		17:58:04.990
5 -	35.101	49.455	25.868	1:50.424	79.32	1.530	17:59:55.414
6 -	34.258	49.769	25.951	1:49.978 (3)	79.65	1.084	18:01:45.392

P9 81 Scott GRANT		MZ ETZ250 - Howard The Husky & Sports Bike Shop Harlow					
IDEAL LAP TIME : 1:50.309		BEST LAP TIME : 1:50.373		DIFFERENCE : 0.064			
LAP	SECTOR 1	SECTOR 2	SECTOR 3	LAP TIME	MPH	DIFF	TIME OF DAY
1 -		49.992	26.601	2:31.086	57.97	40.713	17:53:02.373
2 -	34.187	50.089	26.638	1:50.914 (3)	78.97	0.541	17:54:53.287
3 -	33.782	50.040	26.551	1:50.373 (1)	79.36		17:56:43.660
4 -	33.845	50.037	26.543	1:50.425 (2)	79.32	0.052	17:58:34.085
5 -	34.223	50.471	26.801	1:51.495	78.56	1.122	18:00:25.580
6 -	34.154	49.984	27.123	1:51.261	78.73	0.888	18:02:16.841

P10 75 Peter WOODALL		MZ ETZ250 - Online Lubricants					
IDEAL LAP TIME : 1:50.534		BEST LAP TIME : 1:50.731		DIFFERENCE : 0.197			
LAP	SECTOR 1	SECTOR 2	SECTOR 3	LAP TIME	MPH	DIFF	TIME OF DAY
1 -		50.537	26.887	2:33.861	56.93	43.130	17:53:05.148
2 -	34.121	49.935	27.013	1:51.069 (3)	78.86	0.338	17:54:56.217
3 -	34.097	49.826	26.808	1:50.731 (1)	79.10		17:56:46.948
4 -	34.281	50.203	26.955	1:51.439	78.60	0.708	17:58:38.387
5 -	34.363	49.629	27.053	1:51.045 (2)	78.88	0.314	18:00:29.432
6 -	34.543	49.803	26.918	1:51.264	78.73	0.533	18:02:20.696

P11 85 Andrew WALES		MZ ETZ250 - Illuminated Design LTD					
IDEAL LAP TIME : 1:50.664		BEST LAP TIME : 1:50.800		DIFFERENCE : 0.136			
LAP	SECTOR 1	SECTOR 2	SECTOR 3	LAP TIME	MPH	DIFF	TIME OF DAY
1 -		50.233	27.186	2:33.257	57.15	42.457	17:53:04.544
2 -	34.186	50.432	27.359	1:51.977	78.22	1.177	17:54:56.521
3 -	34.130	49.929	26.741	1:50.800 (1)	79.05		17:56:47.321
4 -	34.224	50.323	26.664	1:51.211 (3)	78.76	0.411	17:58:38.532
5 -	34.448	50.075	26.893	1:51.416	78.62	0.616	18:00:29.948
6 -	34.190	49.870	26.770	1:50.830 (2)	79.03	0.030	18:02:20.778

P12 69 Alexander MANN		Mz TS 250 - HS RACING					
IDEAL LAP TIME : 1:50.654		BEST LAP TIME : 1:50.693		DIFFERENCE : 0.039			
LAP	SECTOR 1	SECTOR 2	SECTOR 3	LAP TIME	MPH	DIFF	TIME OF DAY
1 -		50.325	26.863	2:31.742	57.72	41.049	17:53:03.029
2 -	34.622	50.507	27.192	1:52.321	77.98	1.628	17:54:55.350
3 -	34.440	50.573	26.667	1:51.680 (3)	78.43	0.987	17:56:47.030
4 -	34.663	50.325	26.744	1:51.732	78.40	1.039	17:58:38.762
5 -	34.343	50.304	26.778	1:51.425 (2)	78.61	0.732	18:00:30.187
6 -	34.077	49.910	26.706	1:50.693 (1)	79.13		18:02:20.880

BMCRC - MRO Championships 2022 - Rnd 6 @ Brands Hatch GP

Illuminate Design 250MZs & Blue Haze GPF

RACE 18 - SECTOR ANALYSIS



SECTOR 1 = FL to I1, SECTOR 2 = I1 to I2, SECTOR 3 = I2 to FL, DIFF = Difference To Personal Best Lap, P = Crossed Finish Line in Pit Lane, D = Time Disallowed

P13 95		Christopher ROGERS		MZ ETZ250 - CB Racing			
IDEAL LAP TIME : 1:52.018		BEST LAP TIME : 1:52.018		DIFFERENCE : 0.000			
LAP	SECTOR 1	SECTOR 2	SECTOR 3	LAP TIME	MPH	DIFF	TIME OF DAY
1 -		50.350	27.314	2:33.780	56.96	41.762	17:53:05.067
2 -	34.743	50.222	27.053	1:52.018 (1)	78.20		17:54:57.085
3 -	34.794	50.694	27.278	1:52.766 (2)	77.68	0.748	17:56:49.851
4 -	34.979	50.759	27.325	1:53.063 (3)	77.47	1.045	17:58:42.914
5 -	35.269	50.864	27.653	1:53.786	76.98	1.768	18:00:36.700
6 -	35.443	51.120	27.470	1:54.033	76.81	2.015	18:02:30.733

P14 96		Chris KENT		MZ ETZ250 - Powder House Coatings Ltd			
IDEAL LAP TIME : 1:53.457		BEST LAP TIME : 1:54.280		DIFFERENCE : 0.823			
LAP	SECTOR 1	SECTOR 2	SECTOR 3	LAP TIME	MPH	DIFF	TIME OF DAY
1 -		51.131	27.172	2:34.752	56.60	40.472	17:53:06.039
2 -	35.154	51.135	27.991	1:54.280 (1)	76.65		17:55:00.319
3 -	35.463	53.552	28.230	1:57.245 (3)	74.71	2.965	17:56:57.564
4 -	35.544	54.556	28.463	1:58.563	73.88	4.283	17:58:56.127
5 -	36.088	52.639	28.363	1:57.090 (2)	74.81	2.810	18:00:53.217

P15 22		Simon FINCH		MZ ETZ250 - BlueCloud Projects Ltd			
IDEAL LAP TIME : 1:57.409		BEST LAP TIME : 1:57.568		DIFFERENCE : 0.159			
LAP	SECTOR 1	SECTOR 2	SECTOR 3	LAP TIME	MPH	DIFF	TIME OF DAY
1 -		52.772	28.871	2:39.382	54.96	41.814	17:53:10.669
2 -	36.921	53.567	28.636	1:59.124 (2)	73.53	1.556	17:55:09.793
3 -	36.917	53.506	28.773	1:59.196 (3)	73.49	1.628	17:57:08.989
4 -	36.532	54.153	28.635	1:59.320	73.41	1.752	17:59:08.309
5 -	36.124	52.650	28.794	1:57.568 (1)	74.50		18:01:05.877

P16 9		Gary HOWLETT		MZ TS250 - HS Racing			
IDEAL LAP TIME : 1:57.266		BEST LAP TIME : 1:57.881		DIFFERENCE : 0.615			
LAP	SECTOR 1	SECTOR 2	SECTOR 3	LAP TIME	MPH	DIFF	TIME OF DAY
1 -		52.612	28.765	2:40.083	54.72	42.202	17:53:11.370
2 -	36.606	53.538	28.869	1:59.013 (3)	73.60	1.132	17:55:10.383
3 -	36.848	53.328	28.331	1:58.507 (2)	73.91	0.626	17:57:08.890
4 -	36.358	54.050	28.838	1:59.246	73.46	1.365	17:59:08.136
5 -	36.815	52.577	28.489	1:57.881 (1)	74.31		18:01:06.017

P17 66 R		Graeme LEWIS		MZ ETZ250 -			
IDEAL LAP TIME : 2:00.499		BEST LAP TIME : 2:01.578		DIFFERENCE : 1.079			
LAP	SECTOR 1	SECTOR 2	SECTOR 3	LAP TIME	MPH	DIFF	TIME OF DAY
1 -		54.349	29.005	2:42.099	54.04	40.521	17:53:13.386
2 -	37.205	55.014	29.564	2:01.783 (2)	71.92	0.205	17:55:15.169
3 -	37.683	56.246	29.372	2:03.301	71.04	1.723	17:57:18.470
4 -	37.352	55.281	28.945	2:01.578 (1)	72.05		17:59:20.048
5 -	38.011	55.692	29.579	2:03.282 (3)	71.05	1.704	18:01:23.330

P18 56		Russell TURNER		MZ ETZ250 - TT Racing			
IDEAL LAP TIME : 2:01.818		BEST LAP TIME : 2:02.063		DIFFERENCE : 0.245			
LAP	SECTOR 1	SECTOR 2	SECTOR 3	LAP TIME	MPH	DIFF	TIME OF DAY
1 -		56.609	30.480	2:50.141	51.48	48.078	17:53:21.428
2 -	38.145	55.928	28.921	2:02.994 (2)	71.22	0.931	17:55:24.422
3 -	38.390	54.904	28.769	2:02.063 (1)	71.76		17:57:26.485
4 -	38.788	56.816	29.655	2:05.259	69.93	3.196	17:59:31.744
5 -	38.151	55.567	29.630	2:03.348 (3)	71.01	1.285	18:01:35.092

BMCRC - MRO Championships 2022 - Rnd 6 @ Brands Hatch GP

Illuminate Design 250MZs & Blue Haze GPF

RACE 18 - SECTOR ANALYSIS



SECTOR 1 = FL to I1, SECTOR 2 = I1 to I2, SECTOR 3 = I2 to FL, DIFF = Difference To Personal Best Lap, P = Crossed Finish Line in Pit Lane, D = Time Disallowed

P19 14		Andy MARKS		MZ ETZ250 - Kingpin Components			
IDEAL LAP TIME : 2:02.636		BEST LAP TIME : 2:02.769		DIFFERENCE : 0.133			
LAP	SECTOR 1	SECTOR 2	SECTOR 3	LAP TIME	MPH	DIFF	TIME OF DAY
1 -		56.825	30.036	2:47.912	52.16	45.143	17:53:19.199
2 -	37.416	56.018	31.191	2:04.625 (3)	70.28	1.856	17:55:23.824
3 -	37.197	55.734	29.838	2:02.769 (1)	71.35		17:57:26.593
4 -	39.059	56.969	29.705	2:05.733	69.67	2.964	17:59:32.326
5 -	37.314	55.990	29.755	2:03.059 (2)	71.18	0.290	18:01:35.385

P20 38		Chris PETTET		MZ ETZ250 -			
IDEAL LAP TIME : 2:04.956		BEST LAP TIME : 2:05.372		DIFFERENCE : 0.416			
LAP	SECTOR 1	SECTOR 2	SECTOR 3	LAP TIME	MPH	DIFF	TIME OF DAY
1 -		59.351	30.271	2:51.568	51.05	46.196	17:53:22.855
2 -	39.079	56.566	29.727	2:05.372 (1)	69.87		17:55:28.227
3 -	39.238	58.617	30.211	2:08.066	68.40	2.694	17:57:36.293
4 -	39.934	56.184	29.693	2:05.811 (2)	69.62	0.439	17:59:42.104
5 -	39.124	58.445	30.418	2:07.987 (3)	68.44	2.615	18:01:50.091

P21 24 R		Tony PARKER		MZ ETZ250 - Aspect Renovations			
IDEAL LAP TIME : 2:11.060		BEST LAP TIME : 2:12.435		DIFFERENCE : 1.375			
LAP	SECTOR 1	SECTOR 2	SECTOR 3	LAP TIME	MPH	DIFF	TIME OF DAY
1 -		59.968	31.099	2:52.526	50.77	40.091	17:53:23.813
2 -	40.137	1:00.585	31.796	2:12.518 (2)	66.10	0.083	17:55:36.331
3 -	40.935	1:01.233	31.148	2:13.316 (3)	65.70	0.881	17:57:49.647
4 -	40.032	1:00.734	31.669	2:12.435 (1)	66.14		18:00:02.082
5 -	39.993	1:01.993	31.802	2:13.788	65.47	1.353	18:02:15.870

P22 8 R		Rich ASKEW		MZ ETZ250 -			
IDEAL LAP TIME : 2:01.635		BEST LAP TIME : 2:01.635		DIFFERENCE : 0.000			
LAP	SECTOR 1	SECTOR 2	SECTOR 3	LAP TIME	MPH	DIFF	TIME OF DAY
1 -		56.636	29.893	2:46.769	52.52	45.134	17:53:18.056
2 -	36.947	56.941	29.821	2:03.709 (2)	70.81	2.074	17:55:21.765
3 -	36.777	55.811	29.047	2:01.635 (1)	72.01		17:57:23.400

BMCRC - MRO Championships 2022 - Rnd 6 @ Brands Hatch GP

Illuminate Design 250MZs & Blue Haze GPF

RACE 18 - BEST SECTORS

SECTOR 1			SECTOR 2			SECTOR 3			IDEAL / BEST COMPARISON						
POS	NO	NAME	TIME	NO	NAME	TIME	NO	NAME	TIME	POS	NO	NAME	IDEAL	BEST	DIFF
													PERFECT LAP	1:42.468	
1	141	ABRAHAM	32.275	141	ABRAHAM	45.932	141	ABRAHAM	24.261	1	141	ABRAHAM	1:42.468	1:42.787	0.319
2	4	SEATH	32.683	4	SEATH	46.873	4	SEATH	24.977	2	4	SEATH	1:44.533	1:44.637	0.104
3	26	LEE	32.967	27	HAYWARD	47.657	44	HALIL	25.141	3	44	HALIL	1:46.044	1:46.489	0.445
4	27	HAYWARD	33.052	44	HALIL	47.778	8	BALL	25.253	4	8	BALL	1:46.106	1:46.310	0.204
5	8	BALL	33.067	8	BALL	47.786	199	FROST	25.271	5	27	HAYWARD	1:46.141	1:46.485	0.344
6	44	HALIL	33.125	199	FROST	47.902	26	LEE	25.428	6	26	LEE	1:46.350	1:46.598	0.248
7	42	WOOD	33.667	26	LEE	47.955	27	HAYWARD	25.432	7	199	FROST	1:46.861	1:48.894	2.033
8	199	FROST	33.688	42	WOOD	48.181	42	WOOD	25.450	8	42	WOOD	1:47.298	1:47.799	0.501
9	81	GRANT	33.782	75	WOODALL	49.629	81	GRANT	26.543	9	81	GRANT	1:50.309	1:50.373	0.064
10	69	MANN	34.077	85	WALES	49.870	85	WALES	26.664	10	75	WOODALL	1:50.534	1:50.731	0.197
11	75	WOODALL	34.097	69	MANN	49.910	69	MANN	26.667	11	69	MANN	1:50.654	1:50.693	0.039
12	85	WALES	34.130	81	GRANT	49.984	75	WOODALL	26.808	12	85	WALES	1:50.664	1:50.800	0.136
13	95	ROGERS	34.743	95	ROGERS	50.222	95	ROGERS	27.053	13	95	ROGERS	1:52.018	1:52.018	0.000
14	96	KENT	35.154	96	KENT	51.131	96	KENT	27.172	14	96	KENT	1:53.457	1:54.280	0.823
15	22	FINCH	36.124	9	HOWLETT	52.577	9	HOWLETT	28.331	15	9	HOWLETT	1:57.266	1:57.881	0.615
16	9	HOWLETT	36.358	22	FINCH	52.650	22	FINCH	28.635	16	22	FINCH	1:57.409	1:57.568	0.159
17	8	ASKEW	36.777	66	LEWIS	54.349	56	TURNER	28.769	17	66	LEWIS	2:00.499	2:01.578	1.079
18	14	MARKS	37.197	56	TURNER	54.904	66	LEWIS	28.945	18	8	ASKEW	2:01.635	2:01.635	0.000
19	66	LEWIS	37.205	14	MARKS	55.734	8	ASKEW	29.047	19	56	TURNER	2:01.818	2:02.063	0.245
20	56	TURNER	38.145	8	ASKEW	55.811	38	PETTET	29.693	20	14	MARKS	2:02.636	2:02.769	0.133
21	38	PETTET	39.079	38	PETTET	56.184	14	MARKS	29.705	21	38	PETTET	2:04.956	2:05.372	0.416
22	24	PARKER	39.993	24	PARKER	59.968	24	PARKER	31.099	22	24	PARKER	2:11.060	2:12.435	1.375

BMCRC - MRO Championships 2022 - Rnd 6 @ Brands Hatch GP

Illuminate Design 250MZs & Blue Haze GPF

RACE 18 - STATISTICS

Competitors Started 22
Planned Start 2022-07-16 @ 18:00:00.000
Actual Start 2022-07-16 @ 17:50:31.286
Finish Time 2022-07-16 @ 18:00:53.216
Track Length 2.4332mi.
Total Laps 121
Total Distance Covered 294.4280mi.

Session Fastest Lap History

NO	CL	NAME	LAP TIME	TIME OF DAY	LAP	VEHICLE
141	GPF	David ABRAHAM	1:42.882	17:54:03.110	2	Suzuki RG570
141	GPF	David ABRAHAM	1:42.787	17:55:45.916	3	Suzuki RG570

Session Leader History

NO	CL	NAME	FROM LAP	LAPS LED	DISTANCE	VEHICLE
141	GPF	David ABRAHAM	1	6	14.59 miles	Suzuki RG570

Flag History

TYPE	TIME OF DAY
GREEN	17:50:31.286
FINISH	18:00:53.216

Flag Statistics

TYPE	COUNT	TOTAL LAPS	TOTAL TIME
Green	1	6	12:24.682
Red	0	0	0.000
Safety Car	0	0	0.000
FCY	0	0	0.000

BMCRC - MRO Championships 2022 - Rnd 6 @ Brands Hatch GP

Illuminate Design 250MZs & Blue Haze GPF

RACE 18 - STATISTICS

CLASS :

11 Starters

Fastest Lap History

NO	NAME	LAP TIME	TIME OF DAY	LAP	VEHICLE
81	Scott GRANT	1:50.914	17:54:53.319	2	MZ ETZ250
81	Scott GRANT	1:50.373	17:56:43.692	3	MZ ETZ250

Leader History

NO	NAME	FROM LAP	LAPS LED	DISTANCE	VEHICLE
81	Scott GRANT	1	6	14.59 miles	MZ ETZ250

BMCRC - MRO Championships 2022 - Rnd 6 @ Brands Hatch GP

Illuminate Design 250MZs & Blue Haze GPF

RACE 18 - STATISTICS

CLASS : R

3 Starters

Fastest Lap History

NO	NAME	LAP TIME	TIME OF DAY	LAP	VEHICLE
66	Graeme LEWIS	2:01.783	17:55:15.204	2	MZ ETZ250
8	Rich ASKEW	2:01.635	17:57:23.436	3	MZ ETZ250
66	Graeme LEWIS	2:01.578	17:59:20.083	4	MZ ETZ250

Leader History

NO	NAME	FROM LAP	LAPS LED	DISTANCE	VEHICLE
66	Graeme LEWIS	1	5	12.16 miles	MZ ETZ250

BMCRC - MRO Championships 2022 - Rnd 6 @ Brands Hatch GP

Illuminate Design 250MZs & Blue Haze GPF

RACE 18 - STATISTICS

CLASS : GPF

8 Starters

Fastest Lap History

NO	NAME	LAP TIME	TIME OF DAY	LAP	VEHICLE
141	David ABRAHAM	1:42.882	17:54:03.110	2	Suzuki RG570
141	David ABRAHAM	1:42.787	17:55:45.916	3	Suzuki RG570

Leader History

NO	NAME	FROM LAP	LAPS LED	DISTANCE	VEHICLE
141	David ABRAHAM	1	6	14.59 miles	Suzuki RG570

BMCRC - MRO Championships 2022 - Rnd 6 @ Brands Hatch GP

Illuminate Design 250MZs & Blue Haze GPF

RACE 9 - GRID (7 Laps)



ROW 11	33		32	110 Mark HAIGH	31	69 Mark ELLERAY
ROW 10	30	446 Ben LANGTON	29	62 Ian READ	28	151 Nick SMITH
ROW 9	27	15 Billy PERKINS	26	199 Michael FROST	25	42 Alan WOOD
ROW 8	24	26 Damian LEE	23	44 Denis HALIL	22	27 Richard HAYWARD
ROW 7	21	8 David BALL	20	4 James SEATH	19	141 David ABRAHAM
ROW 6	18		17		16	
ROW 5	15	41 Gary WILLIAMS	14	24 Tony PARKER	13	38 Chris PETTET
ROW 4	12	14 Andy MARKS	11	56 Russell TURNER	10	8 Rich ASKEW
ROW 3	9	66 Graeme LEWIS	8	9 Gary HOWLETT	7	22 Simon FINCH
ROW 2	6	96 Chris KENT	5	95 Christopher ROGERS	4	85 Andrew WALES
ROW 1	3	75 Peter WOODALL	2	69 Alexander MANN	1	81 Scott GRANT
Pole						

Brands Hatch GP: 2.4332 miles

These results are provisional until the conclusion of any judicial and technical matters.

Clerk Of Course :	Stewards :	Timekeeper : <i>Craig Smith</i>
-------------------	------------	------------------------------------

Results can be found at www.tsl-timing.com

Printed - 18:10 Saturday, 16 July 2022



BMCRC - MRO Championships 2022 - Rnd 6 @ Brands Hatch GP

Illuminate Design 250MZs

THE GAVIN SHERWOOD TROPHY 2022

POS	NO	CL	PIC NAME	ENTRY	TOTAL		RACE 1		RACE 2	
					LAPS	TIME	LAPS	TIME	LAPS	TIME
1	81		1 Scott GRANT	MZ ETZ250 - Howard The Husky & Sports Bike Sh	12	23:45.131	6	11:59.577	6	11:45.554
2	69		2 Alexander MANN	Mz TS 250 - HS RACING	12	23:52.971	6	12:03.378	6	11:49.593
3	75		3 Peter WOODALL	MZ ETZ250 - Online Lubricants	12	23:54.268	6	12:04.859	6	11:49.409
4	85		4 Andrew WALES	MZ ETZ250 - Illuminated Design LTD	12	23:55.222	6	12:05.731	6	11:49.491
5	95		5 Christopher ROGERS	MZ ETZ250 - CB Racing	12	24:22.046	6	12:22.600	6	11:59.446
6	22		6 Simon FINCH	MZ ETZ250 - BlueCloud Projects Ltd	10	21:23.232	5	10:48.642	5	10:34.590
7	9		7 Gary HOWLETT	MZ TS250 - HS Racing	10	21:27.870	5	10:53.140	5	10:34.730
8	66	R	1 Graeme LEWIS	MZ ETZ250 -	10	21:54.541	5	11:02.498	5	10:52.043
9	14		8 Andy MARKS	MZ ETZ250 - Kingpin Components	10	22:29.916	5	11:25.818	5	11:04.098
10	38		9 Chris PETTET	MZ ETZ250 -	10	22:39.635	5	11:20.831	5	11:18.804
11	24	R	2 Tony PARKER	MZ ETZ250 - Aspect Renovations	10	23:43.021	5	11:58.438	5	11:44.583
12	8	R	3 Rich ASKEW	MZ ETZ250 -	8	18:10.062	5	11:17.949	3	6:52.113
13	96		10 Chris KENT	MZ ETZ250 - Powder House Coatings Ltd	5	10:21.930	0		5	10:21.930
14	56		11 Russell TURNER	MZ ETZ250 - TT Racing	5	11:03.805	0		5	11:03.805

Weather / Track : Sunny / Dry

Brands Hatch GP: 2.4332 miles

These results are provisional until the conclusion of any judicial and technical matters.

Clerk Of Course :	Stewards :	Timekeeper :

Results can be found at www.tsl-timing.com

Printed - 18:17 Saturday, 16 July 2022



BMCRC - MRO Championships 2022 - Rnd 6 @ Brands Hatch GP

Illuminate Design 250MZs & Blue Haze GPF

RACE 9 - CLASSIFICATION



POS	NO	CL	PIC NAME	ENTRY	LAPS	TIME	GAP	DIFF	MPH	BEST	ON
1	69		1 Alexander MANN	Mz TS 250 - HS RACING	7	13:00.074			78.60	1:50.151	7
2	81		2 Scott GRANT	MZ ETZ250 - Howard The Husky & Sports Bike Sho	7	13:00.313	0.239	0.239	78.58	1:50.440	7
3	141	GPF	1 David ABRAHAM	Suzuki RG570 - Cambridge Motorcycles	7	13:10.157	10.083	9.844	77.60	1:43.316	6
4	85		3 Andrew WALES	MZ ETZ250 - Illuminated Design LTD	7	13:17.477	17.403	7.320	76.89	1:51.966	2
5	4	GPF	2 James SEATH	Aprilia RS250 - Ovenden Earthmoving	7	13:22.245	22.171	4.768	76.43	1:45.045	5
6	44	GPF	3 Denis HALIL	Yamaha TZR250 - D & A AUTOS	7	13:30.142	30.068	7.897	75.68	1:45.957	2
7	42	GPF	4 Alan WOOD	Suzuki RGV250 - J.Clubb Aggregates & Concrete	7	13:30.794	30.720	0.652	75.62	1:45.627	6
8	18	GPF	5 David BALL	Yamaha TZR250F3 - Gardiner Page and Roe pensic	7	13:30.959	30.885	0.165	75.61	1:46.052	6
9	96		4 Chris KENT	MZ ETZ250 - Powder House Coatings Ltd	7	13:34.150	34.076	3.191	75.31	1:53.810	2
10	75		5 Peter WOODALL	MZ ETZ250 - Online Lubricants	7	13:34.231	34.157	0.081	75.30	1:51.969	2
11	26	GPF	6 Damian LEE	Yamaha TZR250 - Leed Autos	7	13:38.073	37.999	3.842	74.95	1:46.885	2
12	110	GPF	7 Mark HAIGH	Aprilia RS250 - Chesterfield CarClinic/The Tuning W	7	13:51.908	51.834	13.835	73.70	1:48.845	6
13	199	GPF	8 Michael FROST	Yamaha TZR250 -	7	13:52.705	52.631	0.797	73.63	1:47.776	7
14	22		6 Simon FINCH	MZ ETZ250 - BlueCloud Projects Ltd	7	13:55.090	55.016	2.385	73.42	1:57.372	5
15	66	R	1 Graeme LEWIS	MZ ETZ250 -	7	14:10.313	1:10.239	15.223	72.11	1:59.694	2
16	56		7 Russell TURNER	MZ ETZ250 - TT Racing	7	14:28.194	1:28.120	17.881	70.62	2:01.566	7
17	8	R	2 Rich ASKEW	MZ ETZ250 -	7	14:32.990	1:32.916	4.796	70.24	2:01.962	7
18	14		8 Andy MARKS	MZ ETZ250 - Kingpin Components	7	14:33.493	1:33.419	0.503	70.19	2:01.965	7
19	38		9 Chris PETTET	MZ ETZ250 -	7	15:08.024	2:07.950	34.531	67.52	2:07.678	5
20	24	R	3 Tony PARKER	MZ ETZ250 - Aspect Renovations	6	13:03.663	1 Lap	1 Lap	67.06	2:07.853	6

NOT CLASSIFIED

DNF	95		Christopher ROGERS	MZ ETZ250 - CB Racing	5	9:31.472	2 Laps	1 Lap	76.64	1:52.521	3
DNF	9		Gary HOWLETT	MZ TS250 - HS Racing	0						

FASTEST LAP

141	GPF	David ABRAHAM	Suzuki RG570 - Cambridge Motorcycles	6	1:43.316	84.78 mph	136.45 kph
69		Alexander MANN	Mz TS 250 - HS RACING	7	1:50.151	79.52 mph	127.98 kph
66	R	Graeme LEWIS	MZ ETZ250 -	2	1:59.694	73.18 mph	117.78 kph

Class - 92.5% of Race Speed = 72.70 mph
 Class GPF - 92.5% of Race Speed = 71.78 mph
 Class R - 92.5% of Race Speed = 66.70 mph

Weather / Track : Sunny / Dry

These results are provisional until the conclusion of any judicial and technical matters.

Race Distance: 7 Laps / 17.03 miles
 Brands Hatch GP: 2.4332 miles
 Date: 17/07/2022 Start: 13:39 Finish: 13:52

Clerk Of Course :	Stewards :	Timekeeper : <i>Craig Smith</i>
-------------------	------------	------------------------------------

Results can be found at www.tsl-timing.com

Printed - 13:55 Sunday, 17 July 2022



BMCRC - MRO Championships 2022 - Rnd 6 @ Brands Hatch GP

Illuminate Design 250MZs & Blue Haze GPF

RACE 9 - LAP CHART

LAP 1 @ 13:41:30.971

NO	BEHIND	LAP TIME
81		1:55.957
69	0.214	1:56.171
75	2.968	1:58.925
95	3.065	1:59.022
85	3.147	1:59.104
96	3.255	1:59.212
22	9.329	2:05.286
66	10.409	2:06.366
56	15.762	2:11.719
8	16.475	2:12.432
14	18.434	2:14.391
24	19.646	2:15.603
38	20.552	2:16.509
141	51.589	2:47.546
4	52.863	2:48.820
44	53.710	2:49.667
18	54.210	2:50.167
42	54.846	2:50.803
26	55.913	2:51.870
110	57.748	2:53.705
199	58.670	2:54.627

LAP 2 @ 13:43:21.817

NO	BEHIND	LAP TIME
81		1:50.846
69	0.179	1:50.811
75	4.091	1:51.969
85	4.267	1:51.966
95	4.824	1:52.605
96	6.219	1:53.810
22	17.167	1:58.684
66	19.257	1:59.694
56	29.997	2:05.081
8	31.165	2:05.536
14	31.666	2:04.078
38	38.465	2:08.759
24	40.365	2:11.565
141	44.261	1:43.518
4	47.421	1:45.404
44	48.821	1:45.957
18	49.891	1:46.527
42	50.839	1:46.839
26	51.952	1:46.885
110	56.565	1:49.663
199	58.466	1:50.642

LAP 3 @ 13:45:12.545

NO	BEHIND	LAP TIME
81		1:50.728
69	0.083	1:50.632
85	6.357	1:52.818
95	6.617	1:52.521
75	10.720	1:57.357
96	11.148	1:55.657
22	25.846	1:59.407
66	28.914	2:00.385
141	37.564	1:44.031
56	41.229	2:01.960
4	42.098	1:45.405
44	44.285	1:46.192
8	44.366	2:03.929
14	44.939	2:04.001

18	46.720	1:47.557
42	46.817	1:46.706
26	49.033	1:47.809
110	55.277	1:49.440
38	56.044	2:08.307
199	57.765	1:50.027
24	59.564	2:09.927

LAP 4 @ 13:47:03.708

NO	BEHIND	LAP TIME
81		1:51.163
69	0.037	1:51.117
95	8.315	1:52.861
85	8.429	1:53.235
96	17.020	1:57.035
75	19.446	1:59.889
141	30.051	1:43.650
22	33.053	1:58.370
4	36.157	1:45.222
66	38.614	2:00.863
44	40.536	1:47.414
42	43.025	1:47.371
18	43.057	1:47.500
26	45.899	1:48.029
56	52.987	2:02.921
110	54.591	1:50.477
14	57.049	2:03.273
199	57.325	1:50.723
8	58.009	2:04.806
38	1:14.163	2:09.282
24	1:18.423	2:10.022

LAP 5 @ 13:48:54.276

NO	BEHIND	LAP TIME
81		1:50.568
69	0.112	1:50.643
95	12.210	1:54.463
85	12.260	1:54.399
96	22.526	1:56.074
141	23.096	1:43.613
75	24.933	1:56.055
4	30.634	1:45.045
44	37.491	1:47.523
18	38.685	1:46.196
42	39.008	1:46.551
22	39.857	1:57.372
26	43.501	1:48.170
66	48.767	2:00.721
110	54.412	1:50.389
199	56.744	1:49.987
56	1:04.703	2:02.284
8	1:09.425	2:01.984
14	1:09.698	2:03.217
38	1:31.273	2:07.678
24	1:36.548	2:08.693

LAP 6 @ 13:50:44.887

NO	BEHIND	LAP TIME
81		1:50.611
69	0.050	1:50.549
85	14.961	1:53.312
141	15.801	1:43.316
4	26.588	1:46.565
96	29.026	1:57.111

75	29.115	1:54.793
44	33.663	1:46.783
42	34.024	1:45.627
18	34.126	1:46.052
26	40.837	1:47.947
22	47.258	1:58.012
110	52.646	1:48.845
199	55.056	1:48.923
66	59.059	2:00.903
56	1:16.755	2:02.663
8	1:21.155	2:02.341
14	1:21.655	2:02.568
38	1:49.353	2:08.691

LAP 7 @ 13:52:35.088

NO	BEHIND	LAP TIME
69		1:50.151
81	0.239	1:50.440
24	1 Lap	2:07.853
141	10.083	1:44.483
85	17.403	1:52.643
4	22.171	1:45.784
44	30.068	1:46.606
42	30.720	1:46.897
18	30.885	1:46.960
96	34.076	1:55.251
75	34.157	1:55.243
26	37.999	1:47.363
110	51.834	1:49.389
199	52.631	1:47.776
22	55.016	1:57.959
66	1:10.239	2:01.381
56	1:28.120	2:01.566
8	1:32.916	2:01.962
14	1:33.419	2:01.965
38	2:07.950	2:08.798

BMCRC - MRO Championships 2022 - Rnd 6 @ Brands Hatch GP

Illuminate Design 250MZs & Blue Haze GPF

RACE 9 - SECTOR ANALYSIS



SECTOR 1 = FL to I1, SECTOR 2 = I1 to I2, SECTOR 3 = I2 to FL, DIFF = Difference To Personal Best Lap, P = Crossed Finish Line in Pit Lane, D = Time Disallowed

P1 69		Alexander MANN		Mz TS 250 - HS RACING			
IDEAL LAP TIME : 1:49.943		BEST LAP TIME : 1:50.151		DIFFERENCE : 0.208			
LAP	SECTOR 1	SECTOR 2	SECTOR 3	LAP TIME	MPH	DIFF	TIME OF DAY
1 -			26.592	1:56.171	75.40	6.020	13:41:31.185
2 -	34.211	49.932	26.668	1:50.811	79.05	0.660	13:43:21.996
3 -	34.134	49.942	26.556	1:50.632 (3)	79.18	0.481	13:45:12.628
4 -	34.445	49.842	26.830	1:51.117	78.83	0.966	13:47:03.745
5 -	34.224	49.875	26.544	1:50.643	79.17	0.492	13:48:54.388
6 -	34.045	49.774	26.730	1:50.549 (2)	79.23	0.398	13:50:44.937
7 -	34.097	49.354	26.700	1:50.151 (1)	79.52		13:52:35.088

P2 81		Scott GRANT		MZ ETZ250 - Howard The Husky & Sports Bike Shop Harlow			
IDEAL LAP TIME : 1:49.792		BEST LAP TIME : 1:50.440		DIFFERENCE : 0.648			
LAP	SECTOR 1	SECTOR 2	SECTOR 3	LAP TIME	MPH	DIFF	TIME OF DAY
1 -			26.568	1:55.957	75.54	5.517	13:41:30.971
2 -	33.995	50.110	26.741	1:50.846	79.02	0.406	13:43:21.817
3 -	33.935	50.113	26.680	1:50.728	79.11	0.288	13:45:12.545
4 -	34.239	50.290	26.634	1:51.163	78.80	0.723	13:47:03.708
5 -	33.952	49.937	26.679	1:50.568 (2)	79.22	0.128	13:48:54.276
6 -	33.832	50.348	26.431	1:50.611 (3)	79.19	0.171	13:50:44.887
7 -	33.961	49.529	26.950	1:50.440 (1)	79.31		13:52:35.327

P3 141 GPF		David ABRAHAM		Suzuki RG570 - Cambridge Motorcycles			
IDEAL LAP TIME : 1:42.997		BEST LAP TIME : 1:43.316		DIFFERENCE : 0.319			
LAP	SECTOR 1	SECTOR 2	SECTOR 3	LAP TIME	MPH	DIFF	TIME OF DAY
1 -		46.610	24.748	2:47.546	52.28	1:04.230	13:42:22.560
2 -	32.644	46.376	24.498	1:43.518 (2)	84.62	0.202	13:44:06.078
3 -	33.170	46.420	24.441	1:44.031	84.20	0.715	13:45:50.109
4 -	32.778	46.427	24.445	1:43.650	84.51	0.334	13:47:33.759
5 -	33.042	46.080	24.491	1:43.613 (3)	84.54	0.297	13:49:17.372
6 -	32.863	46.180	24.273	1:43.316 (1)	84.78		13:51:00.688
7 -	33.307	46.647	24.529	1:44.483	83.83	1.167	13:52:45.171

P4 85		Andrew WALES		MZ ETZ250 - Illuminated Design LTD			
IDEAL LAP TIME : 1:51.955		BEST LAP TIME : 1:51.966		DIFFERENCE : 0.011			
LAP	SECTOR 1	SECTOR 2	SECTOR 3	LAP TIME	MPH	DIFF	TIME OF DAY
1 -			26.850	1:59.104	73.54	7.138	13:41:34.118
2 -	34.519	50.586	26.861	1:51.966 (1)	78.23		13:43:26.084
3 -	34.706	50.877	27.235	1:52.818 (3)	77.64	0.852	13:45:18.902
4 -	34.612	51.307	27.316	1:53.235	77.35	1.269	13:47:12.137
5 -	35.091	51.753	27.555	1:54.399	76.57	2.433	13:49:06.536
6 -	34.562	51.379	27.371	1:53.312	77.30	1.346	13:50:59.848
7 -	34.522	50.765	27.356	1:52.643 (2)	77.76	0.677	13:52:52.491

P5 4 GPF		James SEATH		Aprilia RS250 - Ovenden Earthmoving			
IDEAL LAP TIME : 1:44.516		BEST LAP TIME : 1:45.045		DIFFERENCE : 0.529			
LAP	SECTOR 1	SECTOR 2	SECTOR 3	LAP TIME	MPH	DIFF	TIME OF DAY
1 -		46.897	25.377	2:48.820	51.88	1:03.775	13:42:23.834
2 -	32.623	47.391	25.390	1:45.404 (3)	83.10	0.359	13:44:09.238
3 -	33.004	47.235	25.166	1:45.405	83.10	0.360	13:45:54.643
4 -	33.256	46.935	25.031	1:45.222 (2)	83.25	0.177	13:47:39.865
5 -	32.744	47.305	24.996	1:45.045 (1)	83.39		13:49:24.910
6 -	32.759	48.244	25.562	1:46.565	82.20	1.520	13:51:11.475
7 -	32.691	47.734	25.359	1:45.784	82.80	0.739	13:52:57.259

BMCRC - MRO Championships 2022 - Rnd 6 @ Brands Hatch GP

Illuminate Design 250MZs & Blue Haze GPF

RACE 9 - SECTOR ANALYSIS



SECTOR 1 = FL to I1, SECTOR 2 = I1 to I2, SECTOR 3 = I2 to FL, DIFF = Difference To Personal Best Lap, P = Crossed Finish Line in Pit Lane, D = Time Disallowed

P6 44 GPF Denis HALIL		Yamaha TZR250 - D & A AUTOS					
IDEAL LAP TIME : 1:45.670		BEST LAP TIME : 1:45.957		DIFFERENCE : 0.287			
LAP	SECTOR 1	SECTOR 2	SECTOR 3	LAP TIME	MPH	DIFF	TIME OF DAY
1 -		47.469	25.176	2:49.667	51.62	1:03.710	13:42:24.681
2 -	33.063	47.558	25.336	1:45.957 (1)	82.67		13:44:10.638
3 -	33.170	47.811	25.211	1:46.192 (2)	82.49	0.235	13:45:56.830
4 -	33.743	47.978	25.693	1:47.414	81.55	1.457	13:47:44.244
5 -	33.605	48.397	25.521	1:47.523	81.46	1.566	13:49:31.767
6 -	33.408	48.060	25.315	1:46.783	82.03	0.826	13:51:18.550
7 -	33.715	47.753	25.138	1:46.606 (3)	82.17	0.649	13:53:05.156

P7 42 GPF Alan WOOD		Suzuki RGV250 - J.Clubb Aggregates & Concrete					
IDEAL LAP TIME : 1:45.627		BEST LAP TIME : 1:45.627		DIFFERENCE : 0.000			
LAP	SECTOR 1	SECTOR 2	SECTOR 3	LAP TIME	MPH	DIFF	TIME OF DAY
1 -		47.642	25.320	2:50.803	51.28	1:05.176	13:42:25.817
2 -	33.670	48.013	25.156	1:46.839	81.99	1.212	13:44:12.656
3 -	33.822	47.611	25.273	1:46.706 (3)	82.09	1.079	13:45:59.362
4 -	33.662	48.463	25.246	1:47.371	81.58	1.744	13:47:46.733
5 -	33.835	47.462	25.254	1:46.551 (2)	82.21	0.924	13:49:33.284
6 -	33.352	47.207	25.068	1:45.627 (1)	82.93		13:51:18.911
7 -	33.945	47.681	25.271	1:46.897	81.94	1.270	13:53:05.808

P8 18 GPF David BALL		Yamaha TZR250F3 - Gardiner Page and Roe pension consultan					
IDEAL LAP TIME : 1:45.868		BEST LAP TIME : 1:46.052		DIFFERENCE : 0.184			
LAP	SECTOR 1	SECTOR 2	SECTOR 3	LAP TIME	MPH	DIFF	TIME OF DAY
1 -		47.918	25.349	2:50.167	51.47	1:04.115	13:42:25.181
2 -	33.356	47.646	25.525	1:46.527 (3)	82.23	0.475	13:44:11.708
3 -	33.324	48.321	25.912	1:47.557	81.44	1.505	13:45:59.265
4 -	34.214	47.655	25.631	1:47.500	81.48	1.448	13:47:46.765
5 -	33.119	47.834	25.243	1:46.196 (2)	82.48	0.144	13:49:32.961
6 -	33.119	47.506	25.427	1:46.052 (1)	82.59		13:51:19.013
7 -	33.413	48.138	25.409	1:46.960	81.89	0.908	13:53:05.973

P9 96 Chris KENT		MZ ETZ250 - Powder House Coatings Ltd					
IDEAL LAP TIME : 1:53.270		BEST LAP TIME : 1:53.810		DIFFERENCE : 0.540			
LAP	SECTOR 1	SECTOR 2	SECTOR 3	LAP TIME	MPH	DIFF	TIME OF DAY
1 -			26.992	1:59.212	73.48	5.402	13:41:34.226
2 -	35.234	51.044	27.532	1:53.810 (1)	76.96		13:43:28.036
3 -	35.237	52.252	28.168	1:55.657 (3)	75.73	1.847	13:45:23.693
4 -	36.232	52.196	28.607	1:57.035	74.84	3.225	13:47:20.728
5 -	35.743	52.135	28.196	1:56.074	75.46	2.264	13:49:16.802
6 -	35.951	52.943	28.217	1:57.111	74.79	3.301	13:51:13.913
7 -	35.919	51.718	27.614	1:55.251 (2)	76.00	1.441	13:53:09.164

P10 75 Peter WOODALL		MZ ETZ250 - Online Lubricants					
IDEAL LAP TIME : 1:51.969		BEST LAP TIME : 1:51.969		DIFFERENCE : 0.000			
LAP	SECTOR 1	SECTOR 2	SECTOR 3	LAP TIME	MPH	DIFF	TIME OF DAY
1 -			27.177	1:58.925	73.65	6.956	13:41:33.939
2 -	34.568	50.430	26.971	1:51.969 (1)	78.23		13:43:25.908
3 -	34.667	52.172	30.518	1:57.357	74.64	5.388	13:45:23.265
4 -	37.647	53.534	28.708	1:59.889	73.06	7.920	13:47:23.154
5 -	36.112	51.982	27.961	1:56.055	75.48	4.086	13:49:19.209
6 -	35.238	51.768	27.787	1:54.793 (2)	76.30	2.824	13:51:14.002
7 -	35.898	51.829	27.516	1:55.243 (3)	76.01	3.274	13:53:09.245

BMCRC - MRO Championships 2022 - Rnd 6 @ Brands Hatch GP

Illuminate Design 250MZs & Blue Haze GPF

RACE 9 - SECTOR ANALYSIS



SECTOR 1 = FL to I1, SECTOR 2 = I1 to I2, SECTOR 3 = I2 to FL, DIFF = Difference To Personal Best Lap, P = Crossed Finish Line in Pit Lane, D = Time Disallowed

P11 26 GPF		Damian LEE		Yamaha TZR250 - Leed Autos			
IDEAL LAP TIME : 1:46.537		BEST LAP TIME : 1:46.885		DIFFERENCE : 0.348			
LAP	SECTOR 1	SECTOR 2	SECTOR 3	LAP TIME	MPH	DIFF	TIME OF DAY
1 -		48.383	25.383	2:51.870	50.96	1:04.985	13:42:26.884
2 -	33.716	47.816	25.353	1:46.885 (1)	81.95		13:44:13.769
3 -	33.368	48.997	25.444	1:47.809 (3)	81.25	0.924	13:46:01.578
4 -	33.496	48.898	25.635	1:48.029	81.08	1.144	13:47:49.607
5 -	33.639	48.878	25.653	1:48.170	80.98	1.285	13:49:37.777
6 -	33.697	48.540	25.710	1:47.947	81.14	1.062	13:51:25.724
7 -	33.624	48.347	25.392	1:47.363 (2)	81.59	0.478	13:53:13.087

P12 110 GPF		Mark HAIGH		Aprilia RS250 - Chesterfield CarClinic/The Tuning Works			
IDEAL LAP TIME : 1:48.081		BEST LAP TIME : 1:48.845		DIFFERENCE : 0.764			
LAP	SECTOR 1	SECTOR 2	SECTOR 3	LAP TIME	MPH	DIFF	TIME OF DAY
1 -		48.797	26.028	2:53.705	50.42	1:04.860	13:42:28.719
2 -	33.848	49.668	26.147	1:49.663	79.87	0.818	13:44:18.382
3 -	34.588	48.532	26.320	1:49.440 (3)	80.04	0.595	13:46:07.822
4 -	34.937	49.397	26.143	1:50.477	79.29	1.632	13:47:58.299
5 -	35.061	49.295	26.033	1:50.389	79.35	1.544	13:49:48.688
6 -	34.017	49.127	25.701	1:48.845 (1)	80.47		13:51:37.533
7 -	34.187	49.094	26.108	1:49.389 (2)	80.07	0.544	13:53:26.922

P13 199 GPF		Michael FROST		Yamaha TZR250 -			
IDEAL LAP TIME : 1:47.624		BEST LAP TIME : 1:47.776		DIFFERENCE : 0.152			
LAP	SECTOR 1	SECTOR 2	SECTOR 3	LAP TIME	MPH	DIFF	TIME OF DAY
1 -		49.406	26.247	2:54.627	50.16	1:06.851	13:42:29.641
2 -	34.705	49.547	26.390	1:50.642	79.17	2.866	13:44:20.283
3 -	34.304	49.480	26.243	1:50.027	79.61	2.251	13:46:10.310
4 -	35.368	49.392	25.963	1:50.723	79.11	2.947	13:48:01.033
5 -	34.563	48.939	26.485	1:49.987 (3)	79.64	2.211	13:49:51.020
6 -	34.068	48.978	25.877	1:48.923 (2)	80.42	1.147	13:51:39.943
7 -	34.220	48.189	25.367	1:47.776 (1)	81.27		13:53:27.719

P14 22		Simon FINCH		MZ ETZ250 - BlueCloud Projects Ltd			
IDEAL LAP TIME : 1:57.126		BEST LAP TIME : 1:57.372		DIFFERENCE : 0.246			
LAP	SECTOR 1	SECTOR 2	SECTOR 3	LAP TIME	MPH	DIFF	TIME OF DAY
1 -			28.367	2:05.286	69.91	7.914	13:41:40.300
2 -	36.590	53.380	28.714	1:58.684	73.80	1.312	13:43:38.984
3 -	37.110	53.360	28.937	1:59.407	73.36	2.035	13:45:38.391
4 -	36.674	52.899	28.797	1:58.370	74.00	0.998	13:47:36.761
5 -	36.347	52.690	28.335	1:57.372 (1)	74.63		13:49:34.133
6 -	36.623	52.681	28.708	1:58.012 (3)	74.22	0.640	13:51:32.145
7 -	36.110	52.944	28.905	1:57.959 (2)	74.26	0.587	13:53:30.104

P15 66 R		Graeme LEWIS		MZ ETZ250 -			
IDEAL LAP TIME : 1:59.265		BEST LAP TIME : 1:59.694		DIFFERENCE : 0.429			
LAP	SECTOR 1	SECTOR 2	SECTOR 3	LAP TIME	MPH	DIFF	TIME OF DAY
1 -			28.759	2:06.366	69.32	6.672	13:41:41.380
2 -	36.813	53.749	29.132	1:59.694 (1)	73.18		13:43:41.074
3 -	36.768	54.739	28.878	2:00.385 (2)	72.76	0.691	13:45:41.459
4 -	36.995	55.120	28.748	2:00.863	72.47	1.169	13:47:42.322
5 -	37.126	54.617	28.978	2:00.721 (3)	72.56	1.027	13:49:43.043
6 -	37.273	54.879	28.751	2:00.903	72.45	1.209	13:51:43.946
7 -	37.467	55.053	28.861	2:01.381	72.16	1.687	13:53:45.327

BMCRC - MRO Championships 2022 - Rnd 6 @ Brands Hatch GP

Illuminate Design 250MZs & Blue Haze GPF

RACE 9 - SECTOR ANALYSIS



SECTOR 1 = FL to I1, SECTOR 2 = I1 to I2, SECTOR 3 = I2 to FL, DIFF = Difference To Personal Best Lap, P = Crossed Finish Line in Pit Lane, D = Time Disallowed

P16 56		Russell TURNER		MZ ETZ250 - TT Racing			
IDEAL LAP TIME : 2:01.078		BEST LAP TIME : 2:01.566		DIFFERENCE : 0.488			
LAP	SECTOR 1	SECTOR 2	SECTOR 3	LAP TIME	MPH	DIFF	TIME OF DAY
1 -			30.176	2:11.719	66.50	10.153	13:41:46.733
2 -	38.845	56.588	29.648	2:05.081	70.03	3.515	13:43:51.814
3 -	37.811	55.375	28.774	2:01.960 (2)	71.82	0.394	13:45:53.774
4 -	37.600	55.866	29.455	2:02.921	71.26	1.355	13:47:56.695
5 -	37.200	55.989	29.095	2:02.284 (3)	71.63	0.718	13:49:58.979
6 -	37.834	55.949	28.880	2:02.663	71.41	1.097	13:52:01.642
7 -	37.582	55.104	28.880	2:01.566 (1)	72.05		13:54:03.208

P17 8 R		Rich ASKEW		MZ ETZ250 -			
IDEAL LAP TIME : 2:01.007		BEST LAP TIME : 2:01.962		DIFFERENCE : 0.955			
LAP	SECTOR 1	SECTOR 2	SECTOR 3	LAP TIME	MPH	DIFF	TIME OF DAY
1 -			30.319	2:12.432	66.14	10.470	13:41:47.446
2 -	38.486	56.773	30.277	2:05.536	69.77	3.574	13:43:52.982
3 -	38.036	56.548	29.345	2:03.929	70.68	1.967	13:45:56.911
4 -	37.510	57.853	29.443	2:04.806	70.18	2.844	13:48:01.717
5 -	37.114	54.952	29.918	2:01.984 (2)	71.81	0.022	13:50:03.701
6 -	37.307	55.698	29.336	2:02.341 (3)	71.60	0.379	13:52:06.042
7 -	36.857	55.907	29.198	2:01.962 (1)	71.82		13:54:08.004

P18 14		Andy MARKS		MZ ETZ250 - Kingpin Components			
IDEAL LAP TIME : 2:01.965		BEST LAP TIME : 2:01.965		DIFFERENCE : 0.000			
LAP	SECTOR 1	SECTOR 2	SECTOR 3	LAP TIME	MPH	DIFF	TIME OF DAY
1 -			30.294	2:14.391	65.18	12.426	13:41:49.405
2 -	37.717	56.462	29.899	2:04.078	70.59	2.113	13:43:53.483
3 -	37.659	56.306	30.036	2:04.001	70.64	2.036	13:45:57.484
4 -	37.597	55.801	29.875	2:03.273	71.06	1.308	13:48:00.757
5 -	37.408	55.651	30.158	2:03.217 (3)	71.09	1.252	13:50:03.974
6 -	37.085	55.734	29.749	2:02.568 (2)	71.46	0.603	13:52:06.542
7 -	36.707	55.650	29.608	2:01.965 (1)	71.82		13:54:08.507

P19 38		Chris PETTET		MZ ETZ250 -			
IDEAL LAP TIME : 2:07.557		BEST LAP TIME : 2:07.678		DIFFERENCE : 0.121			
LAP	SECTOR 1	SECTOR 2	SECTOR 3	LAP TIME	MPH	DIFF	TIME OF DAY
1 -			30.562	2:16.509	64.17	8.831	13:41:51.523
2 -	39.927	58.555	30.277	2:08.759	68.03	1.081	13:44:00.282
3 -	39.937	58.145	30.225	2:08.307 (2)	68.27	0.629	13:46:08.589
4 -	40.332	58.495	30.455	2:09.282	67.75	1.604	13:48:17.871
5 -	39.808	57.902	29.968	2:07.678 (1)	68.60		13:50:25.549
6 -	40.162	58.065	30.464	2:08.691 (3)	68.06	1.013	13:52:34.240
7 -	39.687	59.072	30.039	2:08.798	68.01	1.120	13:54:43.038

P20 24 R		Tony PARKER		MZ ETZ250 - Aspect Renovations			
IDEAL LAP TIME : 2:07.082		BEST LAP TIME : 2:07.853		DIFFERENCE : 0.771			
LAP	SECTOR 1	SECTOR 2	SECTOR 3	LAP TIME	MPH	DIFF	TIME OF DAY
1 -			31.173	2:15.603	64.59	7.750	13:41:50.617
2 -	39.703	1:00.473	31.389	2:11.565	66.58	3.712	13:44:02.182
3 -	39.997	58.656	31.274	2:09.927 (3)	67.42	2.074	13:46:12.109
4 -	39.796	58.737	31.489	2:10.022	67.37	2.169	13:48:22.131
5 -	39.315	59.125	30.253	2:08.693 (2)	68.06	0.840	13:50:30.824
6 -	38.173	59.422	30.258	2:07.853 (1)	68.51		13:52:38.677

BMCRC - MRO Championships 2022 - Rnd 6 @ Brands Hatch GP

Illuminate Design 250MZs & Blue Haze GPF

RACE 9 - SECTOR ANALYSIS



SECTOR 1 = FL to I1, SECTOR 2 = I1 to I2, SECTOR 3 = I2 to FL, DIFF = Difference To Personal Best Lap, P = Crossed Finish Line in Pit Lane, D = Time Disallowed

P21 95		Christopher ROGERS		MZ ETZ250 - CB Racing			
IDEAL LAP TIME : 1:51.836		BEST LAP TIME : 1:52.521		DIFFERENCE : 0.685			
LAP	SECTOR 1	SECTOR 2	SECTOR 3	LAP TIME	MPH	DIFF	TIME OF DAY
1 -			26.931	1:59.022	73.59	6.501	13:41:34.036
2 -	34.992	50.453	27.160	1:52.605 (2)	77.79	0.084	13:43:26.641
3 -	34.452	50.854	27.215	1:52.521 (1)	77.85		13:45:19.162
4 -	34.525	50.803	27.533	1:52.861 (3)	77.61	0.340	13:47:12.023
5 -	35.181	51.575	27.707	1:54.463	76.52	1.942	13:49:06.486

BMCRC - MRO Championships 2022 - Rnd 6 @ Brands Hatch GP

Illuminate Design 250MZs & Blue Haze GPF

RACE 9 - BEST SECTORS

SECTOR 1			SECTOR 2			SECTOR 3			IDEAL / BEST COMPARISON						
POS	NO	NAME	TIME	NO	NAME	TIME	NO	NAME	TIME	POS	NO	NAME	IDEAL	BEST	DIFF
													PERFECT LAP	1:42.976	
1	4	SEATH	32.623	141	ABRAHAM	46.080	141	ABRAHAM	24.273	1	141	ABRAHAM	1:42.997	1:43.316	0.319
2	141	ABRAHAM	32.644	4	SEATH	46.897	4	SEATH	24.996	2	4	SEATH	1:44.516	1:45.045	0.529
3	44	HALIL	33.063	42	WOOD	47.207	42	WOOD	25.068	3	42	WOOD	1:45.627	1:45.627	0.000
4	18	BALL	33.119	44	HALIL	47.469	44	HALIL	25.138	4	44	HALIL	1:45.670	1:45.957	0.287
5	42	WOOD	33.352	18	BALL	47.506	18	BALL	25.243	5	18	BALL	1:45.868	1:46.052	0.184
6	26	LEE	33.368	26	LEE	47.816	26	LEE	25.353	6	26	LEE	1:46.537	1:46.885	0.348
7	81	GRANT	33.832	199	FROST	48.189	199	FROST	25.367	7	199	FROST	1:47.624	1:47.776	0.152
8	110	HAIGH	33.848	110	HAIGH	48.532	110	HAIGH	25.701	8	110	HAIGH	1:48.081	1:48.845	0.764
9	69	MANN	34.045	69	MANN	49.354	81	GRANT	26.431	9	81	GRANT	1:49.792	1:50.440	0.648
10	199	FROST	34.068	81	GRANT	49.529	69	MANN	26.544	10	69	MANN	1:49.943	1:50.151	0.208
11	95	ROGERS	34.452	75	WOODALL	50.430	85	WALES	26.850	11	95	ROGERS	1:51.836	1:52.521	0.685
12	85	WALES	34.519	95	ROGERS	50.453	95	ROGERS	26.931	12	85	WALES	1:51.955	1:51.966	0.011
13	75	WOODALL	34.568	85	WALES	50.586	75	WOODALL	26.971	13	75	WOODALL	1:51.969	1:51.969	0.000
14	96	KENT	35.234	96	KENT	51.044	96	KENT	26.992	14	96	KENT	1:53.270	1:53.810	0.540
15	22	FINCH	36.110	22	FINCH	52.681	22	FINCH	28.335	15	22	FINCH	1:57.126	1:57.372	0.246
16	14	MARKS	36.707	66	LEWIS	53.749	66	LEWIS	28.748	16	66	LEWIS	1:59.265	1:59.694	0.429
17	66	LEWIS	36.768	8	ASKEW	54.952	56	TURNER	28.774	17	8	ASKEW	2:01.007	2:01.962	0.955
18	8	ASKEW	36.857	56	TURNER	55.104	8	ASKEW	29.198	18	56	TURNER	2:01.078	2:01.566	0.488
19	56	TURNER	37.200	14	MARKS	55.650	14	MARKS	29.608	19	14	MARKS	2:01.965	2:01.965	0.000
20	24	PARKER	38.173	38	PETTET	57.902	38	PETTET	29.968	20	24	PARKER	2:07.082	2:07.853	0.771
21	38	PETTET	39.687	24	PARKER	58.656	24	PARKER	30.253	21	38	PETTET	2:07.557	2:07.678	0.121
22															

BMCRC - MRO Championships 2022 - Rnd 6 @ Brands Hatch GP

Illuminate Design 250MZs & Blue Haze GPF

RACE 9 - STATISTICS

Competitors Started 22
Planned Start 2022-07-17 @ 13:00:00.000
Actual Start 2022-07-17 @ 13:39:35.013
Finish Time 2022-07-17 @ 13:52:35.087
Track Length 2.4332mi.
Total Laps 144
Total Distance Covered 350.3937mi.

Session Fastest Lap History

NO	CL	NAME	LAP TIME	TIME OF DAY	LAP	VEHICLE
81		Scott GRANT	1:50.846	13:43:21.850	2	MZ ETZ250
69		Alexander MANN	1:50.811	13:43:22.028	2	Mz TS 250
141	GPF	David ABRAHAM	1:43.518	13:44:06.099	2	Suzuki RG570
141	GPF	David ABRAHAM	1:43.316	13:51:00.714	6	Suzuki RG570

Session Leader History

NO	CL	NAME	FROM LAP	LAPS LED	DISTANCE	VEHICLE
81		Scott GRANT	1	6	14.59 miles	MZ ETZ250
69		Alexander MANN	7	1	2.43 miles	Mz TS 250

Flag History

TYPE	TIME OF DAY
GREEN	13:39:35.013
FINISH	13:52:35.087

Flag Statistics

TYPE	COUNT	TOTAL LAPS	TOTAL TIME
Green	1	7	15:11.024
Red	0	0	0.000
Safety Car	0	0	0.000
FCY	0	0	0.000

BMCRC - MRO Championships 2022 - Rnd 6 @ Brands Hatch GP

Illuminate Design 250MZs & Blue Haze GPF

RACE 9 - STATISTICS

CLASS :

11 Starters

Fastest Lap History

NO	NAME	LAP TIME	TIME OF DAY	LAP	VEHICLE
81	Scott GRANT	1:50.846	13:43:21.850	2	MZ ETZ250
69	Alexander MANN	1:50.811	13:43:22.028	2	Mz TS 250
81	Scott GRANT	1:50.728	13:45:12.577	3	MZ ETZ250
69	Alexander MANN	1:50.632	13:45:12.660	3	Mz TS 250
81	Scott GRANT	1:50.568	13:48:54.309	5	MZ ETZ250
69	Alexander MANN	1:50.549	13:50:44.937	6	Mz TS 250
69	Alexander MANN	1:50.151	13:52:35.119	7	Mz TS 250

Leader History

NO	NAME	FROM LAP	LAPS LED	DISTANCE	VEHICLE
81	Scott GRANT	1	6	14.59 miles	MZ ETZ250
69	Alexander MANN	7	1	2.43 miles	Mz TS 250

BMCRC - MRO Championships 2022 - Rnd 6 @ Brands Hatch GP

Illuminate Design 250MZs & Blue Haze GPF

RACE 9 - STATISTICS

CLASS : R

3 Starters

Fastest Lap History

NO	NAME	LAP TIME	TIME OF DAY	LAP	VEHICLE
66	Graeme LEWIS	1:59.694	13:43:41.110	2	MZ ETZ250

Leader History

NO	NAME	FROM LAP	LAPS LED	DISTANCE	VEHICLE
66	Graeme LEWIS	1	7	17.03 miles	MZ ETZ250

BMCRC - MRO Championships 2022 - Rnd 6 @ Brands Hatch GP

Illuminate Design 250MZs & Blue Haze GPF

RACE 9 - STATISTICS

CLASS : GPF

8 Starters

Fastest Lap History

NO	NAME	LAP TIME	TIME OF DAY	LAP	VEHICLE
141	David ABRAHAM	1:43.518	13:44:06.099	2	Suzuki RG570
141	David ABRAHAM	1:43.316	13:51:00.714	6	Suzuki RG570

Leader History

NO	NAME	FROM LAP	LAPS LED	DISTANCE	VEHICLE
141	David ABRAHAM	1	7	17.03 miles	Suzuki RG570

BMCRC - MRO Championships 2022 - Rnd 6 @ Brands Hatch GP

Illuminate Design 250MZs & Blue Haze GPF

RACE 19 - GRID (7 Laps)



ROW 11	33		32	169 Mark ELLERAY	31	446 Ben LANGTON
ROW 10	30	62 Ian READ	29	151 Nick SMITH	28	15 Billy PERKINS
ROW 9	27	27 Richard HAYWARD	26	110 Mark HAIGH	25	199 Michael FROST
ROW 8	24	26 Damian LEE	23	18 David BALL	22	44 Denis HALIL
ROW 7	21	42 Alan WOOD	20	4 James SEATH	19	141 David ABRAHAM
ROW 6	18		17		16	
ROW 5	15	41 Gary WILLIAMS	14	9 Gary HOWLETT	13	24 Tony PARKER
ROW 4	12	38 Chris PETTET	11	8 Rich ASKEW	10	14 Andy MARKS
ROW 3	9	56 Russell TURNER	8	66 Graeme LEWIS	7	22 Simon FINCH
ROW 2	6	96 Chris KENT	5	95 Christopher ROGERS	4	75 Peter WOODALL
ROW 1	3	85 Andrew WALES	2	81 Scott GRANT	1	69 Alexander MANN
Pole						

Brands Hatch GP: 2.4332 miles

These results are provisional until the conclusion of any judicial and technical matters.

Clerk Of Course :	Stewards :	Timekeeper : <i>Craig Smith</i>
-------------------	------------	------------------------------------

Results can be found at www.tsl-timing.com

Printed - 13:58 Sunday, 17 July 2022



BMCRC - MRO Championships 2022 - Rnd 6 @ Brands Hatch GP

Illuminate Design 250MZs & Blue Haze GPF

RACE 19 - CLASSIFICATION



POS	NO	CL	PIC NAME	ENTRY	LAPS	TIME	GAP	DIFF	MPH	BEST	ON
1	81		1 Scott GRANT	MZ ETZ250 - Howard The Husky & Sports Bike Sho	7	12:58.795			78.73	1:50.150	7
2	69		2 Alexander MANN	Mz TS 250 - HS RACING	7	12:58.877	0.082	0.082	78.72	1:49.928	4
3	141	GPF	1 David ABRAHAM	Suzuki RG570 - Cambridge Motorcycles	7	13:04.506	5.711	5.629	78.16	1:42.263	7
4	95		3 Christopher ROGERS	MZ ETZ250 - CB Racing	7	13:19.239	20.444	14.733	76.72	1:52.597	7
5	85		4 Andrew WALES	MZ ETZ250 - Illuminated Design LTD	7	13:19.332	20.537	0.093	76.71	1:52.607	7
6	44	GPF	2 Denis HALIL	Yamaha TZR250 - D & A AUTOS	7	13:28.045	29.250	8.713	75.88	1:45.557	6
7	110	GPF	3 Mark HAIGH	Aprilia RS250 - Chesterfield CarClinic/The Tuning W	7	13:28.540	29.745	0.495	75.83	1:45.398	6
8	42	GPF	4 Alan WOOD	Suzuki RGV250 - J.Clubb Aggregates & Concrete	7	13:31.734	32.939	3.194	75.54	1:45.613	3
9	96		5 Chris KENT	MZ ETZ250 - Powder House Coatings Ltd	7	13:36.643	37.848	4.909	75.08	1:54.587	7
10	22		6 Simon FINCH	MZ ETZ250 - BlueCloud Projects Ltd	7	13:39.620	40.825	2.977	74.81	1:55.247	2
11	4	GPF	5 James SEATH	Aprilia RS250 - Ovenden Earthmoving	7	13:52.991	54.196	13.371	73.61	1:48.050	7
12	151	GPF	6 Nick SMITH	Kawasaki KR-1S - Hi-Precision Engineering Ltd	7	13:55.875	57.080	2.884	73.35	1:48.951	7
13	26	GPF	7 Damian LEE	Yamaha TZR250 - Leed Autos	7	13:56.174	57.379	0.299	73.33	1:49.024	7
14	9		7 Gary HOWLETT	MZ TS250 - HS Racing	7	14:33.362	1:34.567	37.188	70.21	1:57.915	3
15	8	R	1 Rich ASKEW	MZ ETZ250 -	7	14:44.266	1:45.471	10.904	69.34	2:04.110	3
16	56		8 Russell TURNER	MZ ETZ250 - TT Racing	7	15:02.604	2:03.809	18.338	67.93	2:05.156	2

NOT CLASSIFIED

DNF	75		Peter WOODALL	MZ ETZ250 - Online Lubricants	4	7:44.360	3 Laps	3 Laps	75.45	1:54.369	2
DNF	24	R	Tony PARKER	MZ ETZ250 - Aspect Renovations	4	8:28.488	3 Laps	44.128	68.90	2:03.203	4
DNF	38		Chris PETTET	MZ ETZ250 -	4	8:30.478	3 Laps	1.990	68.64	2:05.433	2
DNF	14		Andy MARKS	MZ ETZ250 - Kingpin Components	2	4:08.850	5 Laps	2 Laps	70.40	2:01.462	2
DNF	66	R	Graeme LEWIS	MZ ETZ250 -	0						

FASTEST LAP

141	GPF	David ABRAHAM	Suzuki RG570 - Cambridge Motorcycles	7	1:42.263	85.65 mph	137.85 kph
69		Alexander MANN	Mz TS 250 - HS RACING	4	1:49.928	79.68 mph	128.24 kph
24	R	Tony PARKER	MZ ETZ250 - Aspect Renovations	4	2:03.203	71.10 mph	114.42 kph

Class - 92.5% of Race Speed = 72.82 mph
 Class GPF - 92.5% of Race Speed = 72.29 mph
 Class R - 92.5% of Race Speed = 64.13 mph

Weather / Track : Sunny / Dry

These results are provisional until the conclusion of any judicial and technical matters.

Race Distance: 7 Laps / 17.03 miles
 Brands Hatch GP: 2.4332 miles
 Date: 17/07/2022 Start: 17:03 Finish: 17:16

Clerk Of Course :	Stewards :	Timekeeper : <i>Craig Smith</i>
-------------------	------------	------------------------------------

Results can be found at www.tsl-timing.com

Printed - 17:18 Sunday, 17 July 2022



BMCRC - MRO Championships 2022 - Rnd 6 @ Brands Hatch GP

Illuminate Design 250MZs & Blue Haze GPF

RACE 19 - LAP CHART

LAP 1 @ 17:05:20.984		
NO	BEHIND	LAP TIME

81		1:55.697
69	1.021	1:56.718
95	3.215	1:58.912
75	3.245	1:58.942
85	3.297	1:58.994
96	5.744	2:01.441
22	6.486	2:02.183
9	8.680	2:04.377
14	11.691	2:07.388
24	16.976	2:12.673
38	17.062	2:12.759
8	17.082	2:12.779
56	17.428	2:13.125
141	50.771	2:46.468
110	53.725	2:49.422
44	53.829	2:49.526
42	55.713	2:51.410
151	57.178	2:52.875
4	58.893	2:54.590
26	59.509	2:55.206

LAP 2 @ 17:07:11.533		
NO	BEHIND	LAP TIME

81		1:50.549
69	0.817	1:50.345
95	6.974	1:54.308
75	7.065	1:54.369
85	7.128	1:54.380
96	11.051	1:55.856
22	11.184	1:55.247
9	16.774	1:58.643
14	22.604	2:01.462
38	31.946	2:05.433
56	32.035	2:05.156
24	33.264	2:06.837
8	33.298	2:06.765
141	43.658	1:43.436
110	50.439	1:47.263
44	50.728	1:47.448
42	52.106	1:46.942
151	57.551	1:50.922
4	58.650	1:50.306
26	59.466	1:50.506

LAP 3 @ 17:09:02.025		
NO	BEHIND	LAP TIME

81		1:50.492
69	0.530	1:50.205
95	10.256	1:53.774
85	10.341	1:53.705
75	11.480	1:54.907
96	17.467	1:56.908
22	17.548	1:56.856
9	24.197	1:57.915
141	36.515	1:43.349
110	46.759	1:46.812
8	46.916	2:04.110
44	47.000	1:46.764
42	47.227	1:45.613
38	47.593	2:06.139
56	47.678	2:06.135
24	48.547	2:05.775

151	57.505	1:50.446
4	57.894	1:49.736
26	58.694	1:49.720

LAP 4 @ 17:10:52.396		
NO	BEHIND	LAP TIME

81		1:50.371
69	0.087	1:49.928
95	13.112	1:53.227
85	13.176	1:53.206
75	17.251	1:56.142
22	23.152	1:55.975
96	23.221	1:56.125
141	29.112	1:42.968
9	32.118	1:58.292
44	42.496	1:45.867
110	43.105	1:46.717
42	45.559	1:48.703
151	59.213	1:52.079
4	59.364	1:51.841
26	59.717	1:51.394
8	1:01.172	2:04.627
24	1:01.379	2:03.203
56	1:02.917	2:05.610
38	1:03.369	2:06.147

LAP 5 @ 17:12:43.040		
NO	BEHIND	LAP TIME

69		1:50.557
81	0.059	1:50.703
95	15.745	1:53.277
85	15.841	1:53.309
141	21.477	1:43.009
96	28.743	1:56.166
22	28.940	1:56.432
110	38.828	1:46.367
44	38.901	1:47.049
9	40.473	1:58.999
42	41.375	1:46.460
4	58.211	1:49.491
151	59.240	1:50.671
26	59.459	1:50.386
8	1:15.415	2:04.887
56	1:21.042	2:08.769

LAP 6 @ 17:14:33.932		
NO	BEHIND	LAP TIME

81		1:50.833
69	0.207	1:51.099
141	13.598	1:43.013
95	17.997	1:53.144
85	18.080	1:53.131
110	33.334	1:45.398
96	33.411	1:55.560
44	33.566	1:45.557
22	34.116	1:56.068
42	36.654	1:46.171
4	56.296	1:48.977
151	58.279	1:49.931
26	58.505	1:49.938
9	1:06.949	2:17.368
8	1:30.229	2:05.706
56	1:41.434	2:11.284

LAP 7 @ 17:16:24.082		
NO	BEHIND	LAP TIME

81		1:50.150
69	0.082	1:50.025
141	5.711	1:42.263
95	20.444	1:52.597
85	20.537	1:52.607
44	29.250	1:45.834
110	29.745	1:46.561
42	32.939	1:46.435
96	37.848	1:54.587
22	40.825	1:56.859
4	54.196	1:48.050
151	57.080	1:48.951
26	57.379	1:49.024
9	1:34.567	2:17.768
8	1:45.471	2:05.392
56	2:03.809	2:12.525

BMCRC - MRO Championships 2022 - Rnd 6 @ Brands Hatch GP

Illuminate Design 250MZs & Blue Haze GPF

RACE 19 - SECTOR ANALYSIS



SECTOR 1 = FL to I1, SECTOR 2 = I1 to I2, SECTOR 3 = I2 to FL, DIFF = Difference To Personal Best Lap, P = Crossed Finish Line in Pit Lane, D = Time Disallowed

P1 81		Scott GRANT		MZ ETZ250 - Howard The Husky & Sports Bike Shop Harlow			
IDEAL LAP TIME : 1:49.982		BEST LAP TIME : 1:50.150		DIFFERENCE : 0.168			
LAP	SECTOR 1	SECTOR 2	SECTOR 3	LAP TIME	MPH	DIFF	TIME OF DAY
1 -			26.550	1:55.697	75.71	5.547	17:05:20.984
2 -	33.743	50.182	26.624	1:50.549	79.23	0.399	17:07:11.533
3 -	33.894	50.012	26.586	1:50.492 (3)	79.28	0.342	17:09:02.025
4 -	33.784	49.912	26.675	1:50.371 (2)	79.36	0.221	17:10:52.396
5 -	33.729	50.001	26.973	1:50.703	79.12	0.553	17:12:43.099
6 -	34.428	49.729	26.676	1:50.833	79.03	0.683	17:14:33.932
7 -	33.733	49.893	26.524	1:50.150 (1)	79.52		17:16:24.082

P2 69		Alexander MANN		Mz TS 250 - HS RACING			
IDEAL LAP TIME : 1:49.752		BEST LAP TIME : 1:49.928		DIFFERENCE : 0.176			
LAP	SECTOR 1	SECTOR 2	SECTOR 3	LAP TIME	MPH	DIFF	TIME OF DAY
1 -			26.789	1:56.718	75.05	6.790	17:05:22.005
2 -	34.243	49.466	26.636	1:50.345	79.38	0.417	17:07:12.350
3 -	34.036	49.612	26.557	1:50.205 (3)	79.48	0.277	17:09:02.555
4 -	33.930	49.426	26.572	1:49.928 (1)	79.68		17:10:52.483
5 -	33.868	49.633	27.056	1:50.557	79.23	0.629	17:12:43.040
6 -	34.404	50.014	26.681	1:51.099	78.84	1.171	17:14:34.139
7 -	33.891	49.676	26.458	1:50.025 (2)	79.61	0.097	17:16:24.164

P3 141 GPF		David ABRAHAM		Suzuki RG570 - Cambridge Motorcycles			
IDEAL LAP TIME : 1:42.263		BEST LAP TIME : 1:42.263		DIFFERENCE : 0.000			
LAP	SECTOR 1	SECTOR 2	SECTOR 3	LAP TIME	MPH	DIFF	TIME OF DAY
1 -		46.621	24.636	2:46.468	52.62	1:04.205	17:06:11.755
2 -	33.011	45.988	24.437	1:43.436	84.68	1.173	17:07:55.191
3 -	32.669	46.197	24.483	1:43.349	84.75	1.086	17:09:38.540
4 -	32.593	46.052	24.323	1:42.968 (2)	85.07	0.705	17:11:21.508
5 -	32.620	46.098	24.291	1:43.009 (3)	85.03	0.746	17:13:04.517
6 -	32.690	46.046	24.277	1:43.013	85.03	0.750	17:14:47.530
7 -	32.384	45.695	24.184	1:42.263 (1)	85.65		17:16:29.793

P4 95		Christopher ROGERS		MZ ETZ250 - CB Racing			
IDEAL LAP TIME : 1:52.588		BEST LAP TIME : 1:52.597		DIFFERENCE : 0.009			
LAP	SECTOR 1	SECTOR 2	SECTOR 3	LAP TIME	MPH	DIFF	TIME OF DAY
1 -			27.482	1:58.912	73.66	6.315	17:05:24.199
2 -	35.368	51.432	27.508	1:54.308	76.63	1.711	17:07:18.507
3 -	35.099	51.261	27.414	1:53.774	76.99	1.177	17:09:12.281
4 -	35.283	50.540	27.404	1:53.227 (3)	77.36	0.630	17:11:05.508
5 -	35.080	50.894	27.303	1:53.277	77.33	0.680	17:12:58.785
6 -	34.866	51.053	27.225	1:53.144 (2)	77.42	0.547	17:14:51.929
7 -	34.875	50.505	27.217	1:52.597 (1)	77.79		17:16:44.526

P5 85		Andrew WALES		MZ ETZ250 - Illuminated Design LTD			
IDEAL LAP TIME : 1:52.313		BEST LAP TIME : 1:52.607		DIFFERENCE : 0.294			
LAP	SECTOR 1	SECTOR 2	SECTOR 3	LAP TIME	MPH	DIFF	TIME OF DAY
1 -			26.988	1:58.994	73.61	6.387	17:05:24.281
2 -	35.130	51.736	27.514	1:54.380	76.58	1.773	17:07:18.661
3 -	34.659	51.786	27.260	1:53.705	77.04	1.098	17:09:12.366
4 -	34.772	51.120	27.314	1:53.206 (3)	77.37	0.599	17:11:05.572
5 -	34.874	51.273	27.162	1:53.309	77.30	0.702	17:12:58.881
6 -	35.070	50.993	27.068	1:53.131 (2)	77.43	0.524	17:14:52.012
7 -	34.918	50.666	27.023	1:52.607 (1)	77.79		17:16:44.619

BMCRC - MRO Championships 2022 - Rnd 6 @ Brands Hatch GP

Illuminate Design 250MZs & Blue Haze GPF

RACE 19 - SECTOR ANALYSIS



SECTOR 1 = FL to I1, SECTOR 2 = I1 to I2, SECTOR 3 = I2 to FL, DIFF = Difference To Personal Best Lap, P = Crossed Finish Line in Pit Lane, D = Time Disallowed

P6 44 GPF Denis HALIL		Yamaha TZR250 - D & A AUTOS					
IDEAL LAP TIME : 1:45.343		BEST LAP TIME : 1:45.557		DIFFERENCE : 0.214			
LAP	SECTOR 1	SECTOR 2	SECTOR 3	LAP TIME	MPH	DIFF	TIME OF DAY
1 -		47.986	25.362	2:49.526	51.67	1:03.969	17:06:14.813
2 -	33.453	48.723	25.272	1:47.448	81.52	1.891	17:08:02.261
3 -	33.237	47.628	25.899	1:46.764	82.04	1.207	17:09:49.025
4 -	33.519	47.349	24.999	1:45.867 (3)	82.74	0.310	17:11:34.892
5 -	33.178	47.867	26.004	1:47.049	81.83	1.492	17:13:21.941
6 -	33.287	47.166	25.104	1:45.557 (1)	82.98		17:15:07.498
7 -	33.322	47.469	25.043	1:45.834 (2)	82.76	0.277	17:16:53.332

P7 110 GPF Mark HAIGH		Aprilia RS250 - Chesterfield CarClinic/The Tuning Works					
IDEAL LAP TIME : 1:45.285		BEST LAP TIME : 1:45.398		DIFFERENCE : 0.113			
LAP	SECTOR 1	SECTOR 2	SECTOR 3	LAP TIME	MPH	DIFF	TIME OF DAY
1 -		48.046	25.409	2:49.422	51.70	1:04.024	17:06:14.709
2 -	33.325	48.434	25.504	1:47.263	81.66	1.865	17:08:01.972
3 -	32.978	47.934	25.900	1:46.812	82.01	1.414	17:09:48.784
4 -	34.008	47.652	25.057	1:46.717	82.08	1.319	17:11:35.501
5 -	32.949	47.742	25.676	1:46.367 (2)	82.35	0.969	17:13:21.868
6 -	32.916	47.312	25.170	1:45.398 (1)	83.11		17:15:07.266
7 -	33.371	47.464	25.726	1:46.561 (3)	82.20	1.163	17:16:53.827

P8 42 GPF Alan WOOD		Suzuki RGV250 - J.Clubb Aggregates & Concrete					
IDEAL LAP TIME : 1:45.372		BEST LAP TIME : 1:45.613		DIFFERENCE : 0.241			
LAP	SECTOR 1	SECTOR 2	SECTOR 3	LAP TIME	MPH	DIFF	TIME OF DAY
1 -		49.134	25.290	2:51.410	51.10	1:05.797	17:06:16.697
2 -	33.538	47.876	25.528	1:46.942	81.91	1.329	17:08:03.639
3 -	32.826	47.402	25.385	1:45.613 (1)	82.94		17:09:49.252
4 -	34.711	48.629	25.363	1:48.703	80.58	3.090	17:11:37.955
5 -	33.131	48.013	25.316	1:46.460	82.28	0.847	17:13:24.415
6 -	33.433	47.594	25.144	1:46.171 (2)	82.50	0.558	17:15:10.586
7 -	33.222	47.695	25.518	1:46.435 (3)	82.30	0.822	17:16:57.021

P9 96 Chris KENT		MZ ETZ250 - Powder House Coatings Ltd					
IDEAL LAP TIME : 1:54.026		BEST LAP TIME : 1:54.587		DIFFERENCE : 0.561			
LAP	SECTOR 1	SECTOR 2	SECTOR 3	LAP TIME	MPH	DIFF	TIME OF DAY
1 -			27.738	2:01.441	72.13	6.854	17:05:26.728
2 -	35.633	52.190	28.033	1:55.856 (3)	75.60	1.269	17:07:22.584
3 -	36.001	53.373	27.534	1:56.908	74.92	2.321	17:09:19.492
4 -	35.856	52.822	27.447	1:56.125	75.43	1.538	17:11:15.617
5 -	35.822	52.646	27.698	1:56.166	75.40	1.579	17:13:11.783
6 -	35.279	52.203	28.078	1:55.560 (2)	75.80	0.973	17:15:07.343
7 -	35.565	51.300	27.722	1:54.587 (1)	76.44		17:17:01.930

P10 22 Simon FINCH		MZ ETZ250 - BlueCloud Projects Ltd					
IDEAL LAP TIME : 1:55.173		BEST LAP TIME : 1:55.247		DIFFERENCE : 0.074			
LAP	SECTOR 1	SECTOR 2	SECTOR 3	LAP TIME	MPH	DIFF	TIME OF DAY
1 -			27.965	2:02.183	71.69	6.936	17:05:27.470
2 -	35.787	51.690	27.770	1:55.247 (1)	76.00		17:07:22.717
3 -	36.014	52.864	27.978	1:56.856	74.96	1.609	17:09:19.573
4 -	36.471	51.616	27.888	1:55.975 (2)	75.53	0.728	17:11:15.548
5 -	35.865	52.367	28.200	1:56.432	75.23	1.185	17:13:11.980
6 -	36.188	51.920	27.960	1:56.068 (3)	75.47	0.821	17:15:08.048
7 -	35.924	51.956	28.979	1:56.859	74.96	1.612	17:17:04.907

BMCRC - MRO Championships 2022 - Rnd 6 @ Brands Hatch GP

Illuminate Design 250MZs & Blue Haze GPF

RACE 19 - SECTOR ANALYSIS



SECTOR 1 = FL to I1, SECTOR 2 = I1 to I2, SECTOR 3 = I2 to FL, DIFF = Difference To Personal Best Lap, P = Crossed Finish Line in Pit Lane, D = Time Disallowed

P11		4 GPF		James SEATH		Aprilia RS250 - Ovenden Earthmoving	
IDEAL LAP TIME : 1:48.050		BEST LAP TIME : 1:48.050		DIFFERENCE : 0.000			
LAP	SECTOR 1	SECTOR 2	SECTOR 3	LAP TIME	MPH	DIFF	TIME OF DAY
1 -		49.869	26.196	2:54.590	50.17	1:06.540	17:06:19.877
2 -	35.212	48.743	26.351	1:50.306	79.41	2.256	17:08:10.183
3 -	34.831	49.082	25.823	1:49.736	79.82	1.686	17:09:59.919
4 -	34.144	50.469	27.228	1:51.841	78.32	3.791	17:11:51.760
5 -	34.414	49.277	25.800	1:49.491 (3)	80.00	1.441	17:13:41.251
6 -	34.121	49.119	25.737	1:48.977 (2)	80.38	0.927	17:15:30.228
7 -	33.758	48.612	25.680	1:48.050 (1)	81.07		17:17:18.278

P12		151 GPF		Nick SMITH		Kawasaki KR-1S - Hi-Precision Engineering Ltd	
IDEAL LAP TIME : 1:48.915		BEST LAP TIME : 1:48.951		DIFFERENCE : 0.036			
LAP	SECTOR 1	SECTOR 2	SECTOR 3	LAP TIME	MPH	DIFF	TIME OF DAY
1 -		48.937	26.201	2:52.875	50.67	1:03.924	17:06:18.162
2 -	35.176	49.711	26.035	1:50.922	78.97	1.971	17:08:09.084
3 -	34.573	49.668	26.205	1:50.446 (3)	79.31	1.495	17:09:59.530
4 -	34.420	50.512	27.147	1:52.079	78.15	3.128	17:11:51.609
5 -	34.784	49.385	26.502	1:50.671	79.15	1.720	17:13:42.280
6 -	34.208	49.516	26.207	1:49.931 (2)	79.68	0.980	17:15:32.211
7 -	34.244	48.749	25.958	1:48.951 (1)	80.40		17:17:21.162

P13		26 GPF		Damian LEE		Yamaha TZR250 - Leed Autos	
IDEAL LAP TIME : 1:48.964		BEST LAP TIME : 1:49.024		DIFFERENCE : 0.060			
LAP	SECTOR 1	SECTOR 2	SECTOR 3	LAP TIME	MPH	DIFF	TIME OF DAY
1 -		50.081	26.416	2:55.206	49.99	1:06.182	17:06:20.493
2 -	34.825	49.304	26.377	1:50.506	79.27	1.482	17:08:10.999
3 -	34.401	49.389	25.930	1:49.720 (2)	79.83	0.696	17:10:00.719
4 -	34.993	49.568	26.833	1:51.394	78.63	2.370	17:11:52.113
5 -	34.432	49.505	26.449	1:50.386	79.35	1.362	17:13:42.499
6 -	34.302	49.917	25.719	1:49.938 (3)	79.67	0.914	17:15:32.437
7 -	34.144	49.101	25.779	1:49.024 (1)	80.34		17:17:21.461

P14		9		Gary HOWLETT		MZ TS250 - HS Racing	
IDEAL LAP TIME : 1:57.915		BEST LAP TIME : 1:57.915		DIFFERENCE : 0.000			
LAP	SECTOR 1	SECTOR 2	SECTOR 3	LAP TIME	MPH	DIFF	TIME OF DAY
1 -			28.788	2:04.377	70.42	6.462	17:05:29.664
2 -	37.133	52.700	28.810	1:58.643 (3)	73.83	0.728	17:07:28.307
3 -	36.523	52.693	28.699	1:57.915 (1)	74.28		17:09:26.222
4 -	36.731	52.853	28.708	1:58.292 (2)	74.05	0.377	17:11:24.514
5 -	36.582	53.068	29.349	1:58.999	73.61	1.084	17:13:23.513
6 -	38.599	1:06.820	31.949	2:17.368	63.76	19.453	17:15:40.881
7 -	40.587	1:00.750	36.431	2:17.768	63.58	19.853	17:17:58.649

P15		8 R		Rich ASKEW		MZ ETZ250 -	
IDEAL LAP TIME : 2:03.652		BEST LAP TIME : 2:04.110		DIFFERENCE : 0.458			
LAP	SECTOR 1	SECTOR 2	SECTOR 3	LAP TIME	MPH	DIFF	TIME OF DAY
1 -			30.113	2:12.779	65.97	8.669	17:05:38.066
2 -	39.238	57.774	29.753	2:06.765	69.10	2.655	17:07:44.831
3 -	37.762	56.255	30.093	2:04.110 (1)	70.58		17:09:48.941
4 -	37.644	56.431	30.552	2:04.627 (2)	70.28	0.517	17:11:53.568
5 -	37.957	56.610	30.320	2:04.887 (3)	70.14	0.777	17:13:58.455
6 -	38.216	57.178	30.312	2:05.706	69.68	1.596	17:16:04.161
7 -	38.021	56.949	30.422	2:05.392	69.85	1.282	17:18:09.553

BMCRC - MRO Championships 2022 - Rnd 6 @ Brands Hatch GP

Illuminate Design 250MZs & Blue Haze GPF

RACE 19 - SECTOR ANALYSIS



SECTOR 1 = FL to I1, SECTOR 2 = I1 to I2, SECTOR 3 = I2 to FL, DIFF = Difference To Personal Best Lap, P = Crossed Finish Line in Pit Lane, D = Time Disallowed

P16 56		Russell TURNER		MZ ETZ250 - TT Racing			
IDEAL LAP TIME : 2:03.329		BEST LAP TIME : 2:05.156		DIFFERENCE : 1.827			
LAP	SECTOR 1	SECTOR 2	SECTOR 3	LAP TIME	MPH	DIFF	TIME OF DAY
1 -			29.606	2:13.125	65.80	7.969	17:05:38.412
2 -	39.528	56.375	29.253	2:05.156 (1)	69.99		17:07:43.568
3 -	39.240	57.528	29.367	2:06.135 (3)	69.44	0.979	17:09:49.703
4 -	37.701	57.153	30.756	2:05.610 (2)	69.73	0.454	17:11:55.313
5 -	41.050	57.688	30.031	2:08.769	68.02	3.613	17:14:04.082
6 -	38.448	1:01.439	31.397	2:11.284	66.72	6.128	17:16:15.366
7 -	41.441	1:00.494	30.590	2:12.525	66.09	7.369	17:18:27.891

P17 75		Peter WOODALL		MZ ETZ250 - Online Lubricants			
IDEAL LAP TIME : 1:53.708		BEST LAP TIME : 1:54.369		DIFFERENCE : 0.661			
LAP	SECTOR 1	SECTOR 2	SECTOR 3	LAP TIME	MPH	DIFF	TIME OF DAY
1 -			27.116	1:58.942	73.64	4.573	17:05:24.229
2 -	35.211	51.381	27.777	1:54.369 (1)	76.59		17:07:18.598
3 -	35.541	51.553	27.813	1:54.907 (2)	76.23	0.538	17:09:13.505
4 -	35.523	51.955	28.664	1:56.142 (3)	75.42	1.773	17:11:09.647

P18 24 R		Tony PARKER		MZ ETZ250 - Aspect Renovations			
IDEAL LAP TIME : 2:03.203		BEST LAP TIME : 2:03.203		DIFFERENCE : 0.000			
LAP	SECTOR 1	SECTOR 2	SECTOR 3	LAP TIME	MPH	DIFF	TIME OF DAY
1 -			30.287	2:12.673	66.02	9.470	17:05:37.960
2 -	39.350	57.532	29.955	2:06.837 (3)	69.06	3.634	17:07:44.797
3 -	38.236	57.889	29.650	2:05.775 (2)	69.64	2.572	17:09:50.572
4 -	37.771	55.921	29.511	2:03.203 (1)	71.10		17:11:53.775

P19 38		Chris PETTET		MZ ETZ250 -			
IDEAL LAP TIME : 2:04.797		BEST LAP TIME : 2:05.433		DIFFERENCE : 0.636			
LAP	SECTOR 1	SECTOR 2	SECTOR 3	LAP TIME	MPH	DIFF	TIME OF DAY
1 -			29.755	2:12.759	65.98	7.326	17:05:38.046
2 -	39.051	56.478	29.904	2:05.433 (1)	69.83		17:07:43.479
3 -	38.839	57.617	29.683	2:06.139 (2)	69.44	0.706	17:09:49.618
4 -	39.688	56.275	30.184	2:06.147 (3)	69.44	0.714	17:11:55.765

P20 14		Andy MARKS		MZ ETZ250 - Kingpin Components			
IDEAL LAP TIME : 2:01.173		BEST LAP TIME : 2:01.462		DIFFERENCE : 0.289			
LAP	SECTOR 1	SECTOR 2	SECTOR 3	LAP TIME	MPH	DIFF	TIME OF DAY
1 -			29.032	2:07.388	68.76	5.926	17:05:32.675
2 -	36.815	55.326	29.321	2:01.462 (1)	72.12		17:07:34.137

BMCRC - MRO Championships 2022 - Rnd 6 @ Brands Hatch GP

Illuminate Design 250MZs & Blue Haze GPF

RACE 19 - BEST SECTORS

SECTOR 1			SECTOR 2			SECTOR 3			IDEAL / BEST COMPARISON						
POS	NO	NAME	TIME	NO	NAME	TIME	NO	NAME	TIME	POS	NO	NAME	IDEAL	BEST	DIFF
													PERFECT LAP	1:42.263	
1	141	ABRAHAM	32.384	141	ABRAHAM	45.695	141	ABRAHAM	24.184	1	141	ABRAHAM	1:42.263	1:42.263	0.000
2	42	WOOD	32.826	44	HALIL	47.166	44	HALIL	24.999	2	110	HAIGH	1:45.285	1:45.398	0.113
3	110	HAIGH	32.916	110	HAIGH	47.312	110	HAIGH	25.057	3	44	HALIL	1:45.343	1:45.557	0.214
4	44	HALIL	33.178	42	WOOD	47.402	42	WOOD	25.144	4	42	WOOD	1:45.372	1:45.613	0.241
5	81	GRANT	33.729	4	SEATH	48.612	4	SEATH	25.680	5	4	SEATH	1:48.050	1:48.050	0.000
6	4	SEATH	33.758	151	SMITH	48.749	26	LEE	25.719	6	151	SMITH	1:48.915	1:48.951	0.036
7	69	MANN	33.868	26	LEE	49.101	151	SMITH	25.958	7	26	LEE	1:48.964	1:49.024	0.060
8	26	LEE	34.144	69	MANN	49.426	69	MANN	26.458	8	69	MANN	1:49.752	1:49.928	0.176
9	151	SMITH	34.208	81	GRANT	49.729	81	GRANT	26.524	9	81	GRANT	1:49.982	1:50.150	0.168
10	85	WALES	34.659	95	ROGERS	50.505	85	WALES	26.988	10	85	WALES	1:52.313	1:52.607	0.294
11	95	ROGERS	34.866	85	WALES	50.666	75	WOODALL	27.116	11	95	ROGERS	1:52.588	1:52.597	0.009
12	75	WOODALL	35.211	96	KENT	51.300	95	ROGERS	27.217	12	75	WOODALL	1:53.708	1:54.369	0.661
13	96	KENT	35.279	75	WOODALL	51.381	96	KENT	27.447	13	96	KENT	1:54.026	1:54.587	0.561
14	22	FINCH	35.787	22	FINCH	51.616	22	FINCH	27.770	14	22	FINCH	1:55.173	1:55.247	0.074
15	9	HOWLETT	36.523	9	HOWLETT	52.693	9	HOWLETT	28.699	15	9	HOWLETT	1:57.915	1:57.915	0.000
16	14	MARKS	36.815	14	MARKS	55.326	14	MARKS	29.032	16	14	MARKS	2:01.173	2:01.462	0.289
17	8	ASKEW	37.644	24	PARKER	55.921	56	TURNER	29.253	17	24	PARKER	2:03.203	2:03.203	0.000
18	56	TURNER	37.701	8	ASKEW	56.255	24	PARKER	29.511	18	56	TURNER	2:03.329	2:05.156	1.827
19	24	PARKER	37.771	38	PETTET	56.275	38	PETTET	29.683	19	8	ASKEW	2:03.652	2:04.110	0.458
20	38	PETTET	38.839	56	TURNER	56.375	8	ASKEW	29.753	20	38	PETTET	2:04.797	2:05.433	0.636
21															

BMCRC - MRO Championships 2022 - Rnd 6 @ Brands Hatch GP

Illuminate Design 250MZs & Blue Haze GPF

RACE 19 - STATISTICS

Competitors Started	20
Planned Start	2022-07-17 @ 17:00:00.000
Actual Start	2022-07-17 @ 17:03:25.286
Finish Time	2022-07-17 @ 17:16:24.081
Track Length	2.4332mi.
Total Laps	126
Total Distance Covered	306.5944mi.

Session Fastest Lap History

NO	CL	NAME	LAP TIME	TIME OF DAY	LAP	VEHICLE
81		Scott GRANT	1:50.549	17:07:11.565	2	MZ ETZ250
69		Alexander MANN	1:50.345	17:07:12.383	2	Mz TS 250
141	GPF	David ABRAHAM	1:43.436	17:07:55.213	2	Suzuki RG570
141	GPF	David ABRAHAM	1:43.349	17:09:38.560	3	Suzuki RG570
141	GPF	David ABRAHAM	1:42.968	17:11:21.533	4	Suzuki RG570
141	GPF	David ABRAHAM	1:42.263	17:16:29.815	7	Suzuki RG570

Session Leader History

NO	CL	NAME	FROM LAP	LAPS LED	DISTANCE	VEHICLE
81		Scott GRANT	1	4	9.73 miles	MZ ETZ250
69		Alexander MANN	5	1	2.43 miles	Mz TS 250
81		Scott GRANT	6	2	4.86 miles	MZ ETZ250

Flag History

TYPE	TIME OF DAY
GREEN	17:03:25.286
FINISH	17:16:24.081

Flag Statistics

TYPE	COUNT	TOTAL LAPS	TOTAL TIME
Green	1	7	15:08.134
Red	0	0	0.000
Safety Car	0	0	0.000
FCY	0	0	0.000

BMCRC - MRO Championships 2022 - Rnd 6 @ Brands Hatch GP

Illuminate Design 250MZs & Blue Haze GPF

RACE 19 - STATISTICS

CLASS :

11 Starters

Fastest Lap History

NO	NAME	LAP TIME	TIME OF DAY	LAP	VEHICLE
81	Scott GRANT	1:50.549	17:07:11.565	2	MZ ETZ250
69	Alexander MANN	1:50.345	17:07:12.383	2	Mz TS 250
69	Alexander MANN	1:50.205	17:09:02.588	3	Mz TS 250
69	Alexander MANN	1:49.928	17:10:52.477	4	Mz TS 250

Leader History

NO	NAME	FROM LAP	LAPS LED	DISTANCE	VEHICLE
81	Scott GRANT	1	4	9.73 miles	MZ ETZ250
69	Alexander MANN	5	1	2.43 miles	Mz TS 250
81	Scott GRANT	6	2	4.86 miles	MZ ETZ250

BMCRC - MRO Championships 2022 - Rnd 6 @ Brands Hatch GP

Illuminate Design 250MZs & Blue Haze GPF

RACE 19 - STATISTICS

CLASS : R

2 Starters

Fastest Lap History

NO	NAME	LAP TIME	TIME OF DAY	LAP	VEHICLE
24	Tony PARKER	2:06.837	17:07:44.860	2	MZ ETZ250
8	Rich ASKEW	2:06.765	17:07:44.831	2	MZ ETZ250
8	Rich ASKEW	2:04.110	17:09:48.978	3	MZ ETZ250
24	Tony PARKER	2:03.203	17:11:53.808	4	MZ ETZ250

Leader History

NO	NAME	FROM LAP	LAPS LED	DISTANCE	VEHICLE
24	Tony PARKER	1	2	4.86 miles	MZ ETZ250
8	Rich ASKEW	3	5	12.16 miles	MZ ETZ250

BMCRC - MRO Championships 2022 - Rnd 6 @ Brands Hatch GP

Illuminate Design 250MZs & Blue Haze GPF

RACE 19 - STATISTICS

CLASS : GPF

7 Starters

Fastest Lap History

NO	NAME	LAP TIME	TIME OF DAY	LAP	VEHICLE
141	David ABRAHAM	1:43.436	17:07:55.213	2	Suzuki RG570
141	David ABRAHAM	1:43.349	17:09:38.560	3	Suzuki RG570
141	David ABRAHAM	1:42.968	17:11:21.533	4	Suzuki RG570
141	David ABRAHAM	1:42.263	17:16:29.815	7	Suzuki RG570

Leader History

NO	NAME	FROM LAP	LAPS LED	DISTANCE	VEHICLE
141	David ABRAHAM	1	7	17.03 miles	Suzuki RG570



EDIASIA FORMULA 400 & INTA MOTORCYCLES BLUE HAZE GP



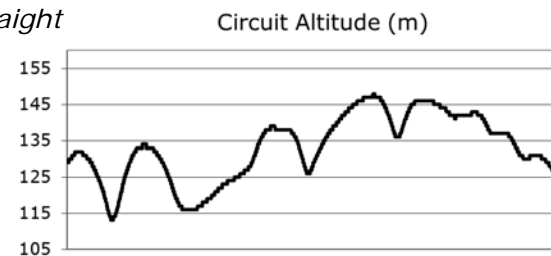
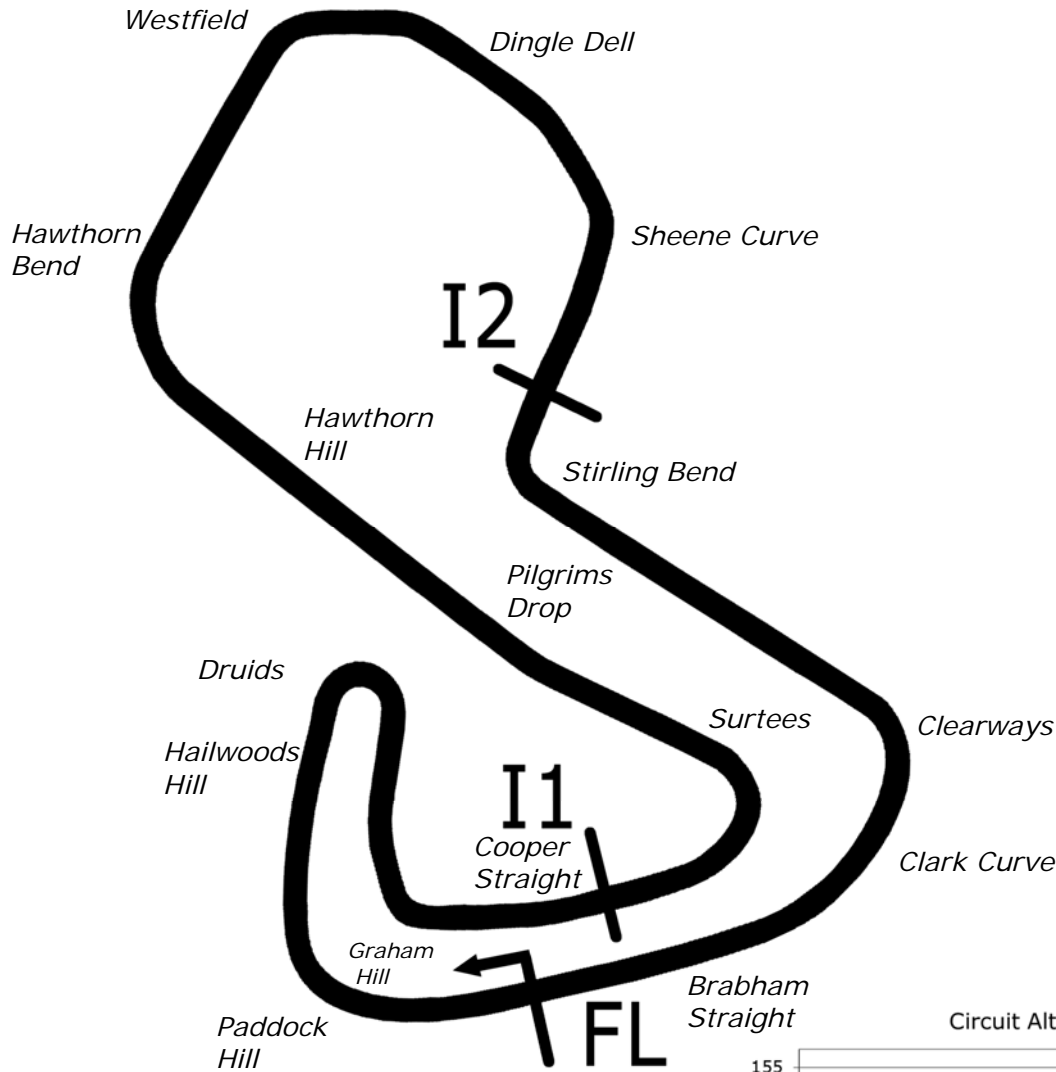
BMCRC-MRO Championships - Round 6
Brands Hatch GP
16th / 17th July 2022



Timing & Results Provided by Timing Solutions Ltd

www.tsl-timing.com

Brands Hatch GP



Length	2.4332 miles	3916.0 m	
FL		51.36032 N	0.26032 E
I1	1116m	51.35934 N	0.25955 E
I2	2928m	51.35532 N	0.26250 E
Pit Entry	3646m	51.35911 N	0.25743 E
Pit Exit	26m after FL	51.36027 N	0.26078 E
Pit Entry-Pit Exit 277m, 19.9s @50kph, 16.6s @60kph			

All results available at www.tsl-timing.com

BMCRC - MRO Championships 2022 - Rnd 6 @ Brands Hatch GP

EDlasia Formula 400 & Blue Haze GP

QUALIFYING - CLASSIFICATION



POS	NO	CL	PIC NAME	ENTRY	TIME	ON	LAPS	GAP	DIFF	MPH
1	117	GP	1 Stuart HALL	Yamaha TZ250 -	1:39.412	7	7			88.11
2	7	GP	2 Bruce DUNN	Yamaha TZ250 - Bilstein UK	1:39.666	6	7	0.254	0.254	87.89
3	30	GP	3 Ian MACKMAN	Yamaha TZ250 - 2 Machs Motorcycles	1:40.480	7	7	1.068	0.814	87.17
4	1		1 James SEATH	Kawasaki ZXR400 L9 - Ovenden Earthmoving	1:41.287	4	6	1.875	0.807	86.48
5	48		2 Richie WELSH	Yamaha FZR 400 RRS - EDEN'S BABY EXPERIENC	1:41.412	6	7	2.000	0.125	86.37
6	33	S	1 Carl JOHNSTONE	Yamaha FZR400RR - EDlasia	1:44.592	3	7	5.180	3.180	83.75
7	3	GP	4 Tom BARRETT	Honda RS250 - The Two Stroke Workshop	1:44.948	4	7	5.536	0.356	83.46
8	119	GP	5 Ian STANFORD	Honda RS 250 - N and J Stanford Suspended Ceilings :	1:45.036	3	5	5.624	0.088	83.39
9	25	S/R	1 Haydon SMITH	Kawasaki ZXR400 - HI-Precision Engineering Ltd	1:45.091	7	7	5.679	0.055	83.35
10	65		3 Andrew MOXON	Honda VFR 400 NC30 - Vanguard motorsport Uckfield -	1:45.110	3	7	5.698	0.019	83.33
11	53	GP	6 Mark WHITING	Yamaha TZ250 - Mark whiting	1:46.094	6	6	6.682	0.984	82.56
12	69	GP	7 Dave HARVIEK	Yamaha TZ250 4DP - HVK Performance Ltd	1:47.106	7	7	7.694	1.012	81.78
13	56	R	1 Phil MARSH	Kawasaki ZXR400 - IMP Racing / CapsuleAl	1:47.510	3	7	8.098	0.404	81.47
14	27	S	2 Richard HAYWARD	Yamaha TZR - Hazel Motors/ Gforce	1:47.763	3	5	8.351	0.253	81.28
15	222	S	3 Matthew EPPS	Kawasaki ZXR400 - M.E Vehicle Repairs	1:47.768	5	7	8.356	0.005	81.28
16	151	S	4 Nick SMITH	Kawasaki KR-1S - HI-Precision Engineering Ltd	1:47.827	6	7	8.415	0.059	81.23
17	17		4 Sam HIRST	Kawasaki NINJA - Valley Racing	1:48.488	5	7	9.076	0.661	80.74
18	77	GP	8 Andrew GLASGOW	Yamaha TZ250 5KE - Hiab service (hw) ltd	1:48.839	6	7	9.427	0.351	80.48
19	60	GP	9 Daniel GOUGH	Yamaha TZ 250 - Kieran Lewis/G Force Mc	1:49.460	5	7	10.048	0.621	80.02
20	15	S	5 Julian DAWE	Honda RVF400 - EM Acoustics	1:49.677	6	7	10.265	0.217	79.86
21	110	S	6 Mark HAIGH	Aprilia RS250 - Chesterfield CarClinic/The Tuning Work	1:50.103	4	6	10.691	0.426	79.56
22	24	S	7 Harley GODZISZ	Honda NC30 - Rangl's Brasso & Top Knots	1:53.739	6	6	14.327	3.636	77.01
23	88	GP	10 George PRINOS	Yamaha TZ250 - KAPPA PLANNING LTD	1:54.778	3	6	15.366	1.039	76.31
24	73	S	8 Colvin TURNER	Yamaha TZR250 -	1:55.110	5	6	15.698	0.332	76.09
25	577		5 Richard BUCKHAM	Kawasaki NINJA 300 -	1:57.839	2	6	18.427	2.729	74.33
26	156	R	2 Jack WOLFF	Kawasaki NINJA 300 -	1:58.537	6	6	19.125	0.698	73.89
27	26	GP	11 Josh WAINWRIGHT	Yamaha TZ250 - JW MOT Centre			1			

Weather / Track : Sunny / Dry

These results are provisional until the conclusion of any judicial and technical matters.

Brands Hatch GP: 2.4332 miles

Date: 16/07/2022 Start: 09:34 Finish: 09:47

Clerk Of Course :	Stewards :	Timekeeper : <i>Craig Smith</i>
-------------------	------------	------------------------------------

Results can be found at www.tsl-timing.com

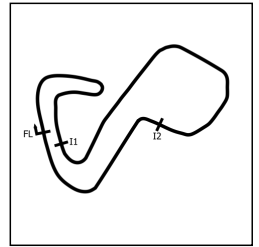
Printed - 09:49 Saturday, 16 July 2022



BMCRC - MRO Championships 2022 - Rnd 6 @ Brands Hatch GP

EDlasia Formula 400 & Blue Haze GP

QUALIFYING - SECTOR ANALYSIS



SECTOR 1 = FL to I1, SECTOR 2 = I1 to I2, SECTOR 3 = I2 to FL, DIFF = Difference To Personal Best Lap, P = Crossed Finish Line in Pit Lane, D = Time Disallowed

P1		117 GP		Stuart HALL		Yamaha TZ250 -	
IDEAL LAP TIME : 1:39.406		BEST LAP TIME : 1:39.412		DIFFERENCE : 0.006			
LAP	SECTOR 1	SECTOR 2	SECTOR 3	LAP TIME	MPH	DIFF	TIME OF DAY
1 -	34.190	49.757	25.272	1:49.219	80.20	9.807	09:38:31.244
2 -	33.146	46.836	24.564	1:44.546	83.78	5.134	09:40:15.790
3 -	33.214	45.841	24.166	1:43.221	84.86	3.809	09:41:59.011
4 -	31.079	45.261	24.028	1:40.368 (3)	87.27	0.956	09:43:39.379
5 -	31.541	45.493	23.669	1:40.703	86.98	1.291	09:45:20.082
6 -	31.552	44.670	23.670	1:39.892 (2)	87.69	0.480	09:46:59.974
7 -	31.080	44.658	23.674	1:39.412 (1)	88.11		09:48:39.386

P2		7 GP		Bruce DUNN		Yamaha TZ250 - Bilstein UK	
IDEAL LAP TIME : 1:39.091		BEST LAP TIME : 1:39.666		DIFFERENCE : 0.575			
LAP	SECTOR 1	SECTOR 2	SECTOR 3	LAP TIME	MPH	DIFF	TIME OF DAY
1 -	32.595	47.028	24.476	1:44.099	84.14	4.433	09:38:07.422
2 -	31.653	46.031	23.690	1:41.374	86.41	1.708	09:39:48.796
3 -	31.375	45.744	23.635	1:40.754	86.94	1.088	09:41:29.550
4 -	31.462	45.139	23.182	1:39.783 (2)	87.78	0.117	09:43:09.333
5 -	32.015	44.823	23.506	1:40.344 (3)	87.29	0.678	09:44:49.677
6 -	31.217	44.870	23.579	1:39.666 (1)	87.89		09:46:29.343
7 -	31.086	45.825	24.232	1:41.143	86.60	1.477	09:48:10.486

P3		30 GP		Ian MACKMAN		Yamaha TZ250 - 2 Machs Motorcycles	
IDEAL LAP TIME : 1:39.899		BEST LAP TIME : 1:40.480		DIFFERENCE : 0.581			
LAP	SECTOR 1	SECTOR 2	SECTOR 3	LAP TIME	MPH	DIFF	TIME OF DAY
1 -	33.258	46.173	23.870	1:43.301	84.79	2.821	09:38:03.362
2 -	32.843	45.954	23.962	1:42.759	85.24	2.279	09:39:46.121
3 -	32.442	45.922	23.872	1:42.236	85.68	1.756	09:41:28.357
4 -	31.818	44.925	24.004	1:40.747	86.94	0.267	09:43:09.104
5 -	31.666	45.022	23.936	1:40.624 (2)	87.05	0.144	09:44:49.728
6 -	31.798	44.733	24.175	1:40.706 (3)	86.98	0.226	09:46:30.434
7 -	31.296	44.870	24.314	1:40.480 (1)	87.17		09:48:10.914

P4		1		James SEATH		Kawasaki ZXR400 L9 - Ovenden Earthmoving	
IDEAL LAP TIME : 1:41.118		BEST LAP TIME : 1:41.287		DIFFERENCE : 0.169			
LAP	SECTOR 1	SECTOR 2	SECTOR 3	LAP TIME	MPH	DIFF	TIME OF DAY
1 -	33.890	47.490	25.246	1:46.626	82.15	5.339	09:38:07.601
2 -	32.721	46.217	24.365	1:43.303	84.79	2.016	09:39:50.904
3 -	31.921	45.452	24.201	1:41.574 (2)	86.24	0.287	09:41:32.478
4 -	31.656	45.316	24.315	1:41.287 (1)	86.48		09:43:13.765
5 -	31.917	45.649	24.146	1:41.712 (3)	86.12	0.425	09:44:55.477
6 -	31.787	45.752	24.262	1:41.801	86.04	0.514	09:46:37.278

P5		48		Richie WELSH		Yamaha FZR 400 RRPSP - EDEN'S BABY EXPERIENCES/ PETI	
IDEAL LAP TIME : 1:41.056		BEST LAP TIME : 1:41.412		DIFFERENCE : 0.356			
LAP	SECTOR 1	SECTOR 2	SECTOR 3	LAP TIME	MPH	DIFF	TIME OF DAY
1 -	33.150	46.924	24.252	1:44.326	83.96	2.914	09:37:50.414
2 -	32.136	45.383	24.089	1:41.608 (3)	86.21	0.196	09:39:32.022
3 -	31.908	45.688	23.915	1:41.511 (2)	86.29	0.099	09:41:13.533
4 -	31.812	45.986	24.009	1:41.807	86.04	0.395	09:42:55.340
5 -	32.378	46.007	23.963	1:42.348	85.58	0.936	09:44:37.688
6 -	32.035	45.329	24.048	1:41.412 (1)	86.37		09:46:19.100
7 -	33.030	45.401	24.151	1:42.582	85.39	1.170	09:48:01.682

BMCRC - MRO Championships 2022 - Rnd 6 @ Brands Hatch GP

EDlasia Formula 400 & Blue Haze GP

QUALIFYING - SECTOR ANALYSIS



SECTOR 1 = FL to I1, SECTOR 2 = I1 to I2, SECTOR 3 = I2 to FL, DIFF = Difference To Personal Best Lap, P = Crossed Finish Line in Pit Lane, D = Time Disallowed

P6		33 S		Carl JOHNSTONE		Yamaha FZR400RR - EDlasia	
IDEAL LAP TIME : 1:44.370		BEST LAP TIME : 1:44.592		DIFFERENCE : 0.222			
LAP	SECTOR 1	SECTOR 2	SECTOR 3	LAP TIME	MPH	DIFF	TIME OF DAY
1 -	33.699	47.356	25.337	1:46.392	82.33	1.800	09:37:54.042
2 -	32.951	47.248	25.155	1:45.354	83.14	0.762	09:39:39.396
3 -	32.766	46.666	25.160	1:44.592 (1)	83.75		09:41:23.988
4 -	32.674	47.242	25.223	1:45.139	83.31	0.547	09:43:09.127
5 -	32.848	46.943	25.265	1:45.056	83.38	0.464	09:44:54.183
6 -	32.757	47.258	25.030	1:45.045 (3)	83.39	0.453	09:46:39.228
7 -	33.011	46.806	25.162	1:44.979 (2)	83.44	0.387	09:48:24.207

P7		3 GP		Tom BARRETT		Honda RS250 - The Two Stroke Workshop	
IDEAL LAP TIME : 1:44.471		BEST LAP TIME : 1:44.948		DIFFERENCE : 0.477			
LAP	SECTOR 1	SECTOR 2	SECTOR 3	LAP TIME	MPH	DIFF	TIME OF DAY
1 -	33.731	49.330	25.560	1:48.621	80.64	3.673	09:38:24.215
2 -	34.106	49.841	25.984	1:49.931	79.68	4.983	09:40:14.146
3 -	34.236	48.236	24.670	1:47.142	81.75	2.194	09:42:01.288
4 -	33.126	47.128	24.694	1:44.948 (1)	83.46		09:43:46.236
5 -	33.065	46.881	25.376	1:45.322 (2)	83.17	0.374	09:45:31.558
6 -	33.536	47.392	24.989	1:45.917 (3)	82.70	0.969	09:47:17.475
7 -	33.797	47.836	24.525	1:46.158	82.51	1.210	09:49:03.633

P8		119 GP		Ian STANFORD		Honda RS 250 - N and J Stanford Suspended Ceilings and Parti	
IDEAL LAP TIME : 1:44.839		BEST LAP TIME : 1:45.036		DIFFERENCE : 0.197			
LAP	SECTOR 1	SECTOR 2	SECTOR 3	LAP TIME	MPH	DIFF	TIME OF DAY
1 -	34.865	50.067	25.243	1:50.175	79.50	5.139	09:38:33.019
2 -	33.804	48.046	25.481	1:47.331	81.61	2.295	09:40:20.350
3 -	33.257	47.102	24.677	1:45.036 (1)	83.39		09:42:05.386
4 -	33.180	47.234	24.870	1:45.284 (2)	83.20	0.248	09:43:50.670
5 -	33.060	47.331	26.210	1:46.601 (3)	82.17	1.565	09:45:37.271

P9		25 S/R		Haydon SMITH		Kawasaki ZXR400 - HI-Precision Engineering Ltd	
IDEAL LAP TIME : 1:45.091		BEST LAP TIME : 1:45.091		DIFFERENCE : 0.000			
LAP	SECTOR 1	SECTOR 2	SECTOR 3	LAP TIME	MPH	DIFF	TIME OF DAY
1 -	35.122	49.359	26.009	1:50.490	79.28	5.399	09:38:02.624
2 -	34.126	48.920	25.124	1:48.170	80.98	3.079	09:39:50.794
3 -	33.291	47.929	25.617	1:46.837	81.99	1.746	09:41:37.631
4 -	33.287	47.581	25.483	1:46.351	82.36	1.260	09:43:23.982
5 -	32.781	47.630	25.577	1:45.988 (2)	82.64	0.897	09:45:09.970
6 -	32.969	47.775	25.428	1:46.172 (3)	82.50	1.081	09:46:56.142
7 -	32.645	47.420	25.026	1:45.091 (1)	83.35		09:48:41.233

P10		65		Andrew MOXON		Honda VFR 400 NC30 - Vanguard motorsport Uckfield + DART I	
IDEAL LAP TIME : 1:44.918		BEST LAP TIME : 1:45.110		DIFFERENCE : 0.192			
LAP	SECTOR 1	SECTOR 2	SECTOR 3	LAP TIME	MPH	DIFF	TIME OF DAY
1 -	34.569	49.377	26.264	1:50.210	79.48	5.100	09:38:00.231
2 -	33.889	47.725	25.589	1:47.203	81.71	2.093	09:39:47.434
3 -	32.940	46.876	25.294	1:45.110 (1)	83.33		09:41:32.544
4 -	32.916	47.013	25.291	1:45.220 (2)	83.25	0.110	09:43:17.764
5 -	33.031	47.079	25.321	1:45.431	83.08	0.321	09:45:03.195
6 -	33.320	47.178	25.246	1:45.744	82.84	0.634	09:46:48.939
7 -	33.205	46.903	25.126	1:45.234 (3)	83.24	0.124	09:48:34.173

BMCRC - MRO Championships 2022 - Rnd 6 @ Brands Hatch GP

EDlasia Formula 400 & Blue Haze GP

QUALIFYING - SECTOR ANALYSIS



SECTOR 1 = FL to I1, SECTOR 2 = I1 to I2, SECTOR 3 = I2 to FL, DIFF = Difference To Personal Best Lap, P = Crossed Finish Line in Pit Lane, D = Time Disallowed

P11 53 GP Mark WHITING			Yamaha TZ250 - Mark whiting				
IDEAL LAP TIME : 1:45.952		BEST LAP TIME : 1:46.094		DIFFERENCE : 0.142			
LAP	SECTOR 1	SECTOR 2	SECTOR 3	LAP TIME	MPH	DIFF	TIME OF DAY
1 -	34.098	49.919	26.862	1:50.879	79.00	4.785	09:38:21.076
2 -	34.526	47.605	25.742	1:47.873	81.20	1.779	09:40:08.949
3 -	34.076	48.358	25.580	1:48.014	81.09	1.920	09:41:56.963
4 -	34.104	47.148	25.563	1:46.815 (2)	82.00	0.721	09:43:43.778
5 -	33.827	47.756	25.762	1:47.345 (3)	81.60	1.251	09:45:31.123
6 -	33.763	47.290	25.041	1:46.094 (1)	82.56		09:47:17.217

P12 69 GP Dave HARVIEK			Yamaha TZ250 4DP - HVK Performance Ltd				
IDEAL LAP TIME : 1:46.893		BEST LAP TIME : 1:47.106		DIFFERENCE : 0.213			
LAP	SECTOR 1	SECTOR 2	SECTOR 3	LAP TIME	MPH	DIFF	TIME OF DAY
1 -	36.225	49.777	26.379	1:52.381	77.94	5.275	09:38:08.637
2 -	34.722	48.311	26.064	1:49.097	80.29	1.991	09:39:57.734
3 -	34.231	48.421	25.719	1:48.371 (3)	80.83	1.265	09:41:46.105
4 -	34.597	49.146	25.857	1:49.600	79.92	2.494	09:43:35.705
5 -	34.774	49.884	25.360	1:50.018	79.62	2.912	09:45:25.723
6 -	33.606	48.016	25.731	1:47.353 (2)	81.59	0.247	09:47:13.076
7 -	33.524	48.229	25.353	1:47.106 (1)	81.78		09:49:00.182

P13 56 R Phil MARSH			Kawasaki ZXR400 - IMP Racing / CapsuleAI				
IDEAL LAP TIME : 1:46.934		BEST LAP TIME : 1:47.510		DIFFERENCE : 0.576			
LAP	SECTOR 1	SECTOR 2	SECTOR 3	LAP TIME	MPH	DIFF	TIME OF DAY
1 -	34.717	50.438	26.028	1:51.183	78.78	3.673	09:38:09.189
2 -	34.406	49.034	25.776	1:49.216	80.20	1.706	09:39:58.405
3 -	33.818	48.456	25.236	1:47.510 (1)	81.47		09:41:45.915
4 -	33.527	49.928	26.004	1:49.459	80.02	1.949	09:43:35.374
5 -	35.322	50.277	25.251	1:50.850	79.02	3.340	09:45:26.224
6 -	33.448	49.037	25.104	1:47.589 (3)	81.41	0.079	09:47:13.813
7 -	33.837	48.382	25.315	1:47.534 (2)	81.46	0.024	09:49:01.347

P14 27 S Richard HAYWARD			Yamaha TZR - Hazel Motors/ Gforce				
IDEAL LAP TIME : 1:47.409		BEST LAP TIME : 1:47.763		DIFFERENCE : 0.354			
LAP	SECTOR 1	SECTOR 2	SECTOR 3	LAP TIME	MPH	DIFF	TIME OF DAY
1 -	34.886	48.598	26.286	1:49.770	79.80	2.007	09:38:09.969
2 -	33.966	49.027	26.121	1:49.114	80.28	1.351	09:39:59.083
3 -	33.679	48.531	25.553	1:47.763 (1)	81.28		09:41:46.846
4 -	33.325	49.300	26.138	1:48.763 (2)	80.54	1.000	09:43:35.609
5 -	34.140	48.657	26.115	1:48.912 (3)	80.43	1.149	09:45:24.521

P15 222 S Matthew EPPS			Kawasaki ZXR400 - M.E Vehicle Repairs				
IDEAL LAP TIME : 1:47.480		BEST LAP TIME : 1:47.768		DIFFERENCE : 0.288			
LAP	SECTOR 1	SECTOR 2	SECTOR 3	LAP TIME	MPH	DIFF	TIME OF DAY
1 -	35.511	49.918	25.717	1:51.146	78.81	3.378	09:38:22.823
2 -	34.766	49.803	26.414	1:50.983	78.92	3.215	09:40:13.806
3 -	34.348	48.958	25.533	1:48.839	80.48	1.071	09:42:02.645
4 -	34.220	48.551	25.815	1:48.586	80.67	0.818	09:43:51.231
5 -	34.012	48.078	25.678	1:47.768 (1)	81.28		09:45:38.999
6 -	34.207	48.336	25.390	1:47.933 (3)	81.16	0.165	09:47:26.932
7 -	34.231	48.145	25.447	1:47.823 (2)	81.24	0.055	09:49:14.755

BMCRC - MRO Championships 2022 - Rnd 6 @ Brands Hatch GP

EDlasia Formula 400 & Blue Haze GP

QUALIFYING - SECTOR ANALYSIS



SECTOR 1 = FL to I1, SECTOR 2 = I1 to I2, SECTOR 3 = I2 to FL, DIFF = Difference To Personal Best Lap, P = Crossed Finish Line in Pit Lane, D = Time Disallowed

P16 151 S		Nick SMITH		Kawasaki KR-1S - Hi-Precision Engineering Ltd			
IDEAL LAP TIME : 1:46.901		BEST LAP TIME : 1:47.827		DIFFERENCE : 0.926			
LAP	SECTOR 1	SECTOR 2	SECTOR 3	LAP TIME	MPH	DIFF	TIME OF DAY
1 -	35.335	49.884	25.748	1:50.967	78.94	3.140	09:38:07.345
2 -	34.133	48.592	25.766	1:48.491	80.74	0.664	09:39:55.836
3 -	34.173	48.379	25.860	1:48.412 (3)	80.80	0.585	09:41:44.248
4 -	34.875	49.843	26.327	1:51.045	78.88	3.218	09:43:35.293
5 -	34.879	51.236	27.878	1:53.993	76.84	6.166	09:45:29.286
6 -	33.489	48.332	26.006	1:47.827 (1)	81.23		09:47:17.113
7 -	33.838	48.928	25.080	1:47.846 (2)	81.22	0.019	09:49:04.959

P17 17		Sam HIRST		Kawasaki NINJA - Valley Racing			
IDEAL LAP TIME : 1:48.234		BEST LAP TIME : 1:48.488		DIFFERENCE : 0.254			
LAP	SECTOR 1	SECTOR 2	SECTOR 3	LAP TIME	MPH	DIFF	TIME OF DAY
1 -	33.915	50.975	26.201	1:51.091	78.85	2.603	09:38:24.354
2 -	34.467	49.984	26.107	1:50.558	79.23	2.070	09:40:14.912
3 -	34.322	50.284	26.922	1:51.528	78.54	3.040	09:42:06.440
4 -	33.892	49.976	27.926	1:51.794	78.35	3.306	09:43:58.234
5 -	33.244	49.197	26.047	1:48.488 (1)	80.74		09:45:46.722
6 -	33.908	49.710	26.028	1:49.646 (3)	79.89	1.158	09:47:36.368
7 -	34.496	49.337	25.793	1:49.626 (2)	79.90	1.138	09:49:25.994

P18 77 GP		Andrew GLASGOW		Yamaha TZ250 5KE - Hiab service (hw) ltd			
IDEAL LAP TIME : 1:48.829		BEST LAP TIME : 1:48.839		DIFFERENCE : 0.010			
LAP	SECTOR 1	SECTOR 2	SECTOR 3	LAP TIME	MPH	DIFF	TIME OF DAY
1 -	35.102	50.392	26.777	1:52.271	78.02	3.432	09:38:29.470
2 -	34.817	50.568	27.007	1:52.392	77.94	3.553	09:40:21.862
3 -	34.457	49.818	26.049	1:50.324	79.40	1.485	09:42:12.186
4 -	34.498	49.262	25.916	1:49.676 (3)	79.87	0.837	09:44:01.862
5 -	34.075	48.982	26.514	1:49.571 (2)	79.94	0.732	09:45:51.433
6 -	34.085	48.926	25.828	1:48.839 (1)	80.48		09:47:40.272
7 -	34.333	50.020	26.134	1:50.487	79.28	1.648	09:49:30.759

P19 60 GP		Daniel GOUGH		Yamaha TZ 250 - Kieran Lewis/G Force Mc			
IDEAL LAP TIME : 1:49.304		BEST LAP TIME : 1:49.460		DIFFERENCE : 0.156			
LAP	SECTOR 1	SECTOR 2	SECTOR 3	LAP TIME	MPH	DIFF	TIME OF DAY
1 -	37.067	51.415	27.547	1:56.029	75.49	6.569	09:38:21.178
2 -	36.059	50.702	26.719	1:53.480	77.19	4.020	09:40:14.658
3 -	35.286	49.388	26.150	1:50.824	79.04	1.364	09:42:05.482
4 -	34.828	49.672	26.224	1:50.724	79.11	1.264	09:43:56.206
5 -	34.412	49.123	25.925	1:49.460 (1)	80.02		09:45:45.666
6 -	34.403	49.118	26.270	1:49.791 (2)	79.78	0.331	09:47:35.457
7 -	34.400	48.979	26.421	1:49.800 (3)	79.77	0.340	09:49:25.257

P20 15 S		Julian DAWE		Honda RVF400 - EM Acoustics			
IDEAL LAP TIME : 1:49.364		BEST LAP TIME : 1:49.677		DIFFERENCE : 0.313			
LAP	SECTOR 1	SECTOR 2	SECTOR 3	LAP TIME	MPH	DIFF	TIME OF DAY
1 -	35.441	50.350	26.012	1:51.803	78.35	2.126	09:38:02.432
2 -	34.991	49.970	25.610	1:50.571 (2)	79.22	0.894	09:39:53.003
3 -	34.817	50.025	26.116	1:50.958	78.94	1.281	09:41:43.961
4 -	34.939	49.798	26.027	1:50.764 (3)	79.08	1.087	09:43:34.725
5 -	35.205	50.120	26.220	1:51.545	78.53	1.868	09:45:26.270
6 -	34.619	49.167	25.891	1:49.677 (1)	79.86		09:47:15.947
7 -	34.890	50.449	25.578	1:50.917	78.97	1.240	09:49:06.864

BMCRC - MRO Championships 2022 - Rnd 6 @ Brands Hatch GP

EDlasia Formula 400 & Blue Haze GP

QUALIFYING - SECTOR ANALYSIS



SECTOR 1 = FL to I1, SECTOR 2 = I1 to I2, SECTOR 3 = I2 to FL, DIFF = Difference To Personal Best Lap, P = Crossed Finish Line in Pit Lane, D = Time Disallowed

P21 110 S		Mark HAIGH		Aprilia RS250 - Chesterfield CarClinic/The Tuning Works			
IDEAL LAP TIME : 1:49.626		BEST LAP TIME : 1:50.103		DIFFERENCE : 0.477			
LAP	SECTOR 1	SECTOR 2	SECTOR 3	LAP TIME	MPH	DIFF	TIME OF DAY
1 -	36.596	51.414	27.308	1:55.318	75.96	5.215	09:38:21.229
2 -	34.861	51.151	26.469	1:52.481	77.87	2.378	09:40:13.710
3 -	35.194	49.432	25.744	1:50.370 (2)	79.36	0.267	09:42:04.080
4 -	34.490	49.392	26.221	1:50.103 (1)	79.56		09:43:54.183
5 -	34.544	49.863	26.484	1:50.891	78.99	0.788	09:45:45.074
6 -	34.880	49.917	26.044	1:50.841 (3)	79.03	0.738	09:47:35.915

P22 24 S		Harley GODZISZ		Honda NC30 - Rangji's Brasso & Top Knots			
IDEAL LAP TIME : 1:53.739		BEST LAP TIME : 1:53.739		DIFFERENCE : 0.000			
LAP	SECTOR 1	SECTOR 2	SECTOR 3	LAP TIME	MPH	DIFF	TIME OF DAY
1 -	36.090	51.962	27.022	1:55.074 (3)	76.12	1.335	09:38:36.503
2 -	35.961	52.644	27.090	1:55.695	75.71	1.956	09:40:32.198
3 -	35.854	52.192	26.575	1:54.621 (2)	76.42	0.882	09:42:26.819
4 -	36.826	51.818	26.705	1:55.349	75.94	1.610	09:44:22.168
5 -	36.436	52.076	26.927	1:55.439	75.88	1.700	09:46:17.607
6 -	35.839	51.612	26.288	1:53.739 (1)	77.01		09:48:11.346

P23 88 GP		George PRINOS		Yamaha TZ250 - KAPPA PLANNING LTD			
IDEAL LAP TIME : 1:54.494		BEST LAP TIME : 1:54.778		DIFFERENCE : 0.284			
LAP	SECTOR 1	SECTOR 2	SECTOR 3	LAP TIME	MPH	DIFF	TIME OF DAY
1 -	37.164	53.860	27.728	1:58.752	73.76	3.974	09:38:35.535
2 -	36.508	52.419	26.969	1:55.896	75.58	1.118	09:40:31.431
3 -	36.369	51.848	26.561	1:54.778 (1)	76.31		09:42:26.209
4 -	37.109	51.664	26.607	1:55.380 (3)	75.92	0.602	09:44:21.589
5 -	36.894	51.646	26.663	1:55.203 (2)	76.03	0.425	09:46:16.792
6 -	37.593	51.564	27.348	1:56.505	75.18	1.727	09:48:13.297

P24 73 S		Colvin TURNER		Yamaha TZR250 -			
IDEAL LAP TIME : 1:54.739		BEST LAP TIME : 1:55.110		DIFFERENCE : 0.371			
LAP	SECTOR 1	SECTOR 2	SECTOR 3	LAP TIME	MPH	DIFF	TIME OF DAY
1 -	38.711	59.502	29.149	2:07.362	68.77	12.252	09:38:50.692
2 -	37.263	53.908	27.097	1:58.268	74.06	3.158	09:40:48.960
3 -	35.960	52.017	28.991	1:56.968	74.89	1.858	09:42:45.928
4 -	37.086	52.246	27.300	1:56.632 (3)	75.10	1.522	09:44:42.560
5 -	36.201	51.682	27.227	1:55.110 (1)	76.09		09:46:37.670
6 -	36.104	52.762	27.169	1:56.035 (2)	75.49	0.925	09:48:33.705

P25 577		Richard BUCKHAM		Kawasaki NINJA 300 -			
IDEAL LAP TIME : 1:56.769		BEST LAP TIME : 1:57.839		DIFFERENCE : 1.070			
LAP	SECTOR 1	SECTOR 2	SECTOR 3	LAP TIME	MPH	DIFF	TIME OF DAY
1 -	37.370	54.731	28.787	2:00.888	72.46	3.049	09:38:24.522
2 -	36.629	52.910	28.300	1:57.839 (1)	74.33		09:40:22.361
3 -	36.399	54.439	27.851	1:58.689	73.80	0.850	09:42:21.050
4 -	36.008	53.789	28.106	1:57.903 (2)	74.29	0.064	09:44:18.953
5 -	36.446	53.974	28.409	1:58.829	73.71	0.990	09:46:17.782
6 -	37.290	53.258	27.937	1:58.485 (3)	73.93	0.646	09:48:16.267

P26 156 R		Jack WOLFF		Kawasaki NINJA 300 -			
IDEAL LAP TIME : 1:58.537		BEST LAP TIME : 1:58.537		DIFFERENCE : 0.000			
LAP	SECTOR 1	SECTOR 2	SECTOR 3	LAP TIME	MPH	DIFF	TIME OF DAY
1 -	37.151	55.843	28.922	2:01.916	71.85	3.379	09:38:21.485
2 -	37.362	53.655	28.425	1:59.442 (3)	73.33	0.905	09:40:20.927
3 -	36.916	54.883	28.552	2:00.351	72.78	1.814	09:42:21.278
4 -	37.539	53.861	28.338	1:59.738	73.15	1.201	09:44:21.016
5 -	36.951	54.019	28.332	1:59.302 (2)	73.42	0.765	09:46:20.318
6 -	36.697	53.654	28.186	1:58.537 (1)	73.89		09:48:18.855

BMCRC - MRO Championships 2022 - Rnd 6 @ Brands Hatch GP

EDlasia Formula 400 & Blue Haze GP

QUALIFYING - SECTOR ANALYSIS



SECTOR 1 = FL to I1, SECTOR 2 = I1 to I2, SECTOR 3 = I2 to FL, DIFF = Difference To Personal Best Lap, P = Crossed Finish Line in Pit Lane, D = Time Disallowed

P27	26 GP	Josh WAINWRIGHT	Yamaha TZ250 - JW MOT Centre				
IDEAL LAP TIME : 1:54.975		BEST LAP TIME :		DIFFERENCE :			
LAP	SECTOR 1	SECTOR 2	SECTOR 3	LAP TIME	MPH	DIFF	TIME OF DAY
1 -	OUTLAP	47.981	25.004	1:51.203	78.77		09:38:49.418

BMCRC - MRO Championships 2022 - Rnd 6 @ Brands Hatch GP

EDlasia Formula 400 & Blue Haze GP

QUALIFYING - BEST SECTORS

SECTOR 1				SECTOR 2				SECTOR 3				IDEAL / BEST COMPARISON			
POS	NO	NAME	TIME	NO	NAME	TIME	NO	NAME	TIME	POS	NO	NAME	IDEAL	BEST	DIFF
												PERFECT LAP	1:38.919		
1	117	HALL	31.079	117	HALL	44.658	7	DUNN	23.182	1	7	DUNN	1:39.091	1:39.666	0.575
2	7	DUNN	31.086	30	MACKMAN	44.733	117	HALL	23.669	2	117	HALL	1:39.406	1:39.412	0.006
3	30	MACKMAN	31.296	7	DUNN	44.823	30	MACKMAN	23.870	3	30	MACKMAN	1:39.899	1:40.480	0.581
4	1	SEATH	31.656	1	SEATH	45.316	48	WELSH	23.915	4	48	WELSH	1:41.056	1:41.412	0.356
5	48	WELSH	31.812	48	WELSH	45.329	1	SEATH	24.146	5	1	SEATH	1:41.118	1:41.287	0.169
6	25	SMITH	32.645	33	JOHNSTONE	46.666	3	BARRETT	24.525	6	33	JOHNSTONE	1:44.370	1:44.592	0.222
7	33	JOHNSTONE	32.674	65	MOXON	46.876	119	STANFORD	24.677	7	3	BARRETT	1:44.471	1:44.948	0.477
8	65	MOXON	32.916	3	BARRETT	46.881	26	WAINWRIGHT	25.004	8	119	STANFORD	1:44.839	1:45.036	0.197
9	119	STANFORD	33.060	119	STANFORD	47.102	25	SMITH	25.026	9	65	MOXON	1:44.918	1:45.110	0.192
10	3	BARRETT	33.065	53	WHITING	47.148	33	JOHNSTONE	25.030	10	25	SMITH	1:45.091	1:45.091	0.000
11	17	HIRST	33.244	25	SMITH	47.420	53	WHITING	25.041	11	53	WHITING	1:45.952	1:46.094	0.142
12	27	HAYWARD	33.325	26	WAINWRIGHT	47.981	151	SMITH	25.080	12	69	HARVIEK	1:46.893	1:47.106	0.213
13	56	MARSH	33.448	69	HARVIEK	48.016	56	MARSH	25.104	13	151	SMITH	1:46.901	1:47.827	0.926
14	151	SMITH	33.489	222	EPPS	48.078	65	MOXON	25.126	14	56	MARSH	1:46.934	1:47.510	0.576
15	69	HARVIEK	33.524	151	SMITH	48.332	69	HARVIEK	25.353	15	27	HAYWARD	1:47.409	1:47.763	0.354
16	53	WHITING	33.763	56	MARSH	48.382	222	EPPS	25.390	16	222	EPPS	1:47.480	1:47.768	0.288
17	222	EPPS	34.012	27	HAYWARD	48.531	27	HAYWARD	25.553	17	17	HIRST	1:48.234	1:48.488	0.254
18	77	GLASGOW	34.075	77	GLASGOW	48.926	15	DAWE	25.578	18	77	GLASGOW	1:48.829	1:48.839	0.010
19	60	GOUGH	34.400	60	GOUGH	48.979	110	HAIGH	25.744	19	60	GOUGH	1:49.304	1:49.460	0.156
20	110	HAIGH	34.490	15	DAWE	49.167	17	HIRST	25.793	20	15	DAWE	1:49.364	1:49.677	0.313
21	15	DAWE	34.619	17	HIRST	49.197	77	GLASGOW	25.828	21	110	HAIGH	1:49.626	1:50.103	0.477
22	24	GODZISZ	35.839	110	HAIGH	49.392	60	GOUGH	25.925	22	24	GODZISZ	1:53.739	1:53.739	0.000
23	73	TURNER	35.960	88	PRINOS	51.564	24	GODZISZ	26.288	23	88	PRINOS	1:54.494	1:54.778	0.284
24	577	BUCKHAM	36.008	24	GODZISZ	51.612	88	PRINOS	26.561	24	73	TURNER	1:54.739	1:55.110	0.371
25	88	PRINOS	36.369	73	TURNER	51.682	73	TURNER	27.097	25	26	WAINWRIGHT	1:54.975		
26	156	WOLFF	36.697	577	BUCKHAM	52.910	577	BUCKHAM	27.851	26	577	BUCKHAM	1:56.769	1:57.839	1.070
27	26	WAINWRIGHT	41.990	156	WOLFF	53.654	156	WOLFF	28.186	27	156	WOLFF	1:58.537	1:58.537	0.000

BMCRC - MRO Championships 2022 - Rnd 6 @ Brands Hatch GP

EDlasia Formula 400 & Blue Haze GP

QUALIFYING - STATISTICS

Competitors Started 27
Planned Start 2022-07-16 @ 09:34:00.000
Actual Start 2022-07-16 @ 09:34:49.113
Finish Time 2022-07-16 @ 09:47:41.842
Track Length 2.4332mi.
Total Laps 171
Total Distance Covered 416.0925mi.

Session Fastest Lap History

NO	CL	NAME	LAP TIME	TIME OF DAY	LAP	VEHICLE
48		Richie WELSH	1:44.326	09:37:50.428	1	Yamaha FZR 400 RRSP
30	GP	Ian MACKMAN	1:43.301	09:38:03.371	1	Yamaha TZ250
48		Richie WELSH	1:41.608	09:39:32.035	2	Yamaha FZR 400 RRSP
7	GP	Bruce DUNN	1:41.374	09:39:48.801	2	Yamaha TZ250
7	GP	Bruce DUNN	1:40.754	09:41:29.555	3	Yamaha TZ250
30	GP	Ian MACKMAN	1:40.747	09:43:09.114	4	Yamaha TZ250
7	GP	Bruce DUNN	1:39.783	09:43:09.338	4	Yamaha TZ250
7	GP	Bruce DUNN	1:39.666	09:46:29.346	6	Yamaha TZ250
117	GP	Stuart HALL	1:39.412	09:48:39.397	7	Yamaha TZ250

Flag History

TYPE	TIME OF DAY
GREEN	09:34:49.113
FINISH	09:47:41.842

Flag Statistics

TYPE	COUNT	TOTAL LAPS	TOTAL TIME
Green	1	7	14:55.649
Red	0	0	0.000
Safety Car	0	0	0.000
FCY	0	0	0.000

BMCRC - MRO Championships 2022 - Rnd 6 @ Brands Hatch GP

EDlasia Formula 400 & Blue Haze GP

QUALIFYING - STATISTICS

CLASS :

5 Starters

Fastest Lap History

NO	NAME	LAP TIME	TIME OF DAY	LAP	VEHICLE
48	Richie WELSH	1:44.326	09:37:50.428	1	Yamaha FZR 400 RRSP
48	Richie WELSH	1:41.608	09:39:32.035	2	Yamaha FZR 400 RRSP
48	Richie WELSH	1:41.511	09:41:13.547	3	Yamaha FZR 400 RRSP
1	James SEATH	1:41.287	09:43:13.792	4	Kawasaki ZXR400 L9

BMCRC - MRO Championships 2022 - Rnd 6 @ Brands Hatch GP

EDlasia Formula 400 & Blue Haze GP

QUALIFYING - STATISTICS

CLASS : R

2 Starters

Fastest Lap History

NO	NAME	LAP TIME	TIME OF DAY	LAP	VEHICLE
56	Phil MARSH	1:51.183	09:38:09.223	1	Kawasaki ZXR400
56	Phil MARSH	1:49.216	09:39:58.440	2	Kawasaki ZXR400
56	Phil MARSH	1:47.510	09:41:45.950	3	Kawasaki ZXR400

BMCRC - MRO Championships 2022 - Rnd 6 @ Brands Hatch GP

EDlasia Formula 400 & Blue Haze GP

QUALIFYING - STATISTICS

CLASS : S

8 Starters

Fastest Lap History

NO	NAME	LAP TIME	TIME OF DAY	LAP	VEHICLE
33	Carl JOHNSTONE	1:46.392	09:37:54.056	1	Yamaha FZR400RR
33	Carl JOHNSTONE	1:45.354	09:39:39.409	2	Yamaha FZR400RR
33	Carl JOHNSTONE	1:44.592	09:41:24.002	3	Yamaha FZR400RR

BMCRC - MRO Championships 2022 - Rnd 6 @ Brands Hatch GP

EDlasia Formula 400 & Blue Haze GP

QUALIFYING - STATISTICS

CLASS : S/R

1 Starters

Fastest Lap History

NO	NAME	LAP TIME	TIME OF DAY	LAP	VEHICLE
25	Haydon SMITH	1:50.490	09:38:02.636	1	Kawasaki ZXR400
25	Haydon SMITH	1:48.170	09:39:50.805	2	Kawasaki ZXR400
25	Haydon SMITH	1:46.837	09:41:37.642	3	Kawasaki ZXR400
25	Haydon SMITH	1:46.351	09:43:23.993	4	Kawasaki ZXR400
25	Haydon SMITH	1:45.988	09:45:09.981	5	Kawasaki ZXR400
25	Haydon SMITH	1:45.091	09:48:41.244	7	Kawasaki ZXR400

BMCRC - MRO Championships 2022 - Rnd 6 @ Brands Hatch GP

EDlasia Formula 400 & Blue Haze GP

QUALIFYING - STATISTICS

CLASS : GP

11 Starters

Fastest Lap History

NO	NAME	LAP TIME	TIME OF DAY	LAP	VEHICLE
30	Ian MACKMAN	1:43.301	09:38:03.371	1	Yamaha TZ250
30	Ian MACKMAN	1:42.759	09:39:46.131	2	Yamaha TZ250
7	Bruce DUNN	1:41.374	09:39:48.801	2	Yamaha TZ250
7	Bruce DUNN	1:40.754	09:41:29.555	3	Yamaha TZ250
30	Ian MACKMAN	1:40.747	09:43:09.114	4	Yamaha TZ250
7	Bruce DUNN	1:39.783	09:43:09.338	4	Yamaha TZ250
7	Bruce DUNN	1:39.666	09:46:29.346	6	Yamaha TZ250
117	Stuart HALL	1:39.412	09:48:39.397	7	Yamaha TZ250

BMCRC - MRO Championships 2022 - Rnd 6 @ Brands Hatch GP



EDlasia Formula 400 & Blue Haze GP



RACE 3 - GRID (6 Laps)

ROW 10	30	681	Liam ARMITAGE	29	97	Nicholas TAIG	28	85	James ROBINSON	
ROW 9		27	26	Josh WAINWRIGHT	26	156	Jack WOLFF	25	577	Richard BUCKHAM
ROW 8		24	73	Colvin TURNER	23	88	George PRINOS	22	24	Harley GODZISZ
ROW 7		21	110	Mark HAIGH	20	15	Julian DAWE	19	60	Daniel GOUGH
ROW 6		18	77	Andrew GLASGOW	17	17	Sam HIRST	16	151	Nick SMITH
ROW 5		15	222	Matthew EPPS	14	27	Richard HAYWARD	13	56	Phil MARSH
ROW 4		12	69	Dave HARVIEK	11	53	Mark WHITING	10	65	Andrew MOXON
ROW 3		9	25	Haydon SMITH	8	119	Ian STANFORD	7	3	Tom BARRETT
ROW 2		6	33	Carl JOHNSTONE	5	48	Richie WELSH	4	1	James SEATH
ROW 1		3	30	Ian MACKMAN	2	7	Bruce DUNN	1	117	Stuart HALL
Pole										

Brands Hatch GP: 2.4332 miles

These results are provisional until the conclusion of any judicial and technical matters.

Clerk Of Course :	Stewards :	Timekeeper : <i>Craig Smith</i>
-------------------	------------	------------------------------------

Results can be found at www.tsl-timing.com

Printed - 09:51 Saturday, 16 July 2022



BMCRC - MRO Championships 2022 - Rnd 6 @ Brands Hatch GP

EDlasia Formula 400 & Blue Haze GP

RACE 3 - CLASSIFICATION



POS	NO	CL	PIC NAME	ENTRY	LAPS	TIME	GAP	DIFF	MPH	BEST	ON
1	117	GP	1 Stuart HALL	Yamaha TZ250 -	6	10:05.471			86.80	1:39.088	2
2	30	GP	2 Ian MACKMAN	Yamaha TZ250 - 2 Machs Motorcycles	6	10:10.048	4.577	4.577	86.15	1:40.465	3
3	48		1 Richie WELSH	Yamaha FZR 400 RRSP - EDEN'S BABY EXPERIE	6	10:13.500	8.029	3.452	85.67	1:40.868	6
4	26	GP	3 Josh WAINWRIGHT	Yamaha TZ250 - JW MOT Centre	6	10:15.948	10.477	2.448	85.33	1:39.516	6
5	53	GP	4 Mark WHITING	Yamaha TZ250 - Mark whiting	6	10:35.524	30.053	19.576	82.70	1:44.390	5
6	25	S/R	1 Haydon SMITH	Kawasaki ZXR400 - HI-Precision Engineering Ltd	6	10:37.187	31.716	1.663	82.48	1:43.674	5
7	3	GP	5 Tom BARRETT	Honda RS250 - The Two Stroke Workshop	6	10:37.534	32.063	0.347	82.44	1:43.593	5
8	119	GP	6 Ian STANFORD	Honda RS 250 - N and J Stanford Suspended Ceiling	6	10:39.348	33.877	1.814	82.20	1:43.964	4
9	65		2 Andrew MOXON	Honda VFR 400 NC30 - Vanguard motorsport Uckfie	6	10:45.076	39.605	5.728	81.47	1:43.822	3
10	27	S	1 Richard HAYWARD	Yamaha TZR - Hazel Motors/ Gforce	6	10:45.293	39.822	0.217	81.44	1:45.706	3
11	222	S	2 Matthew EPPS	Kawasaki ZXR400 - M.E Vehicle Repairs	6	10:45.390	39.919	0.097	81.43	1:45.694	6
12	151	S	3 Nick SMITH	Kawasaki KR-1S - Hi-Precision Engineering Ltd	6	10:45.826	40.355	0.436	81.38	1:45.942	6
13	69	GP	7 Dave HARVIEK	Yamaha TZ250 4DP - HVK Performance Ltd	6	10:46.494	41.023	0.668	81.29	1:45.763	5
14	77	GP	8 Andrew GLASGOW	Yamaha TZ250 5KE - Hiab service (hw) ltd	6	10:58.967	53.496	12.473	79.75	1:48.103	4
15	17		3 Sam HIRST	Kawasaki NINJA - Valley Racing	6	11:05.260	59.789	6.293	79.00	1:48.008	6
16	15	S	4 Julian DAWE	Honda RVF400 - EM Acoustics	6	11:07.477	1:02.006	2.217	78.74	1:49.712	3
17	60	GP	9 Daniel GOUGH	Yamaha TZ 250 - Kieran Lewis/G Force Mc	6	11:10.899	1:05.428	3.422	78.34	1:50.068	4
18	88	GP	10 George PRINOS	Yamaha TZ250 - KAPPA PLANNING LTD	6	11:16.265	1:10.794	5.366	77.71	1:49.305	6
19	24	S	5 Harley GODZISZ	Honda NC30 - Rangli's Brasso & Top Knots	6	11:30.661	1:25.190	14.396	76.09	1:52.746	2
20	73	S	6 Colvin TURNER	Yamaha TZR250 -	6	11:47.444	1:41.973	16.783	74.29	1:54.859	2

NOT CLASSIFIED

DNF	33	S	Carl JOHNSTONE	Yamaha FZR400RR - EDlasia	5	8:46.931	1 Lap	1 Lap	83.12	1:43.821	5
DNF	7	GP	Bruce DUNN	Yamaha TZ250 - Bilstein UK	2	3:27.010	4 Laps	3 Laps	84.63	1:41.248	2
DNF	56	R	Phil MARSH	Kawasaki ZXR400 - IMP Racing / CapsuleAl	2	3:39.020	4 Laps	12.010	79.99	1:46.006	2
DNF	156	R	Jack WOLFF	Kawasaki NINJA 300 -	2	4:01.917	4 Laps	22.897	72.42	1:57.877	2

NOT STARTED

NS	1		James SEATH	Kawasaki ZXR400 L9 - Ovenden Earthmoving
NS	577		Richard BUCKHAM	Kawasaki NINJA 300 -

FASTEST LAP

117	GP	Stuart HALL	Yamaha TZ250 -	2	1:39.088	88.40 mph	142.27 kph
48		Richie WELSH	Yamaha FZR 400 RRSP - EDEN'S BABY EXPERIE	6	1:40.868	86.84 mph	139.76 kph
25	S/R	Haydon SMITH	Kawasaki ZXR400 - HI-Precision Engineering Ltd	5	1:43.674	84.49 mph	135.98 kph
33	S	Carl JOHNSTONE	Yamaha FZR400RR - EDlasia	5	1:43.821	84.37 mph	135.78 kph
56	R	Phil MARSH	Kawasaki ZXR400 - IMP Racing / CapsuleAl	2	1:46.006	82.63 mph	132.98 kph

Class GP - 92.5% of Race Speed = 80.29 mph

Class - 92.5% of Race Speed = 79.24 mph

Class S/R - 92.5% of Race Speed = 76.29 mph

Class S - 92.5% of Race Speed = 75.33 mph

Weather / Track : Sunny / Dry

These results are provisional until the conclusion of any judicial and technical matters.

Race Distance: 6 Laps / 14.59 miles

Brands Hatch GP: 2.4332 miles

Date: 16/07/2022 Start: 12:37 Finish: 12:47

Clerk Of Course :	Stewards :	Timekeeper : <i>Craig Smith</i>
-------------------	------------	------------------------------------

Results can be found at www.tsl-timing.com

Printed - 12:49 Saturday, 16 July 2022



BMCRC - MRO Championships 2022 - Rnd 6 @ Brands Hatch GP

EDlasia Formula 400 & Blue Haze GP

RACE 3 - LAP CHART

LAP 1 @ 12:38:50.168

NO	BEHIND	LAP TIME
117		1:43.981
7	1.781	1:45.762
48	2.298	1:46.279
30	2.544	1:46.525
53	5.855	1:49.836
33	6.938	1:50.919
26	7.240	1:51.221
25	7.729	1:51.710
119	7.905	1:51.886
27	8.012	1:51.993
65	8.356	1:52.337
222	8.934	1:52.915
56	9.033	1:53.014
3	9.529	1:53.510
151	10.862	1:54.843
69	10.962	1:54.943
15	12.250	1:56.231
77	12.343	1:56.324
60	13.309	1:57.290
17	13.748	1:57.729
88	16.170	2:00.151
24	16.187	2:00.168
73	17.549	2:01.530
156	20.059	2:04.040

LAP 2 @ 12:40:29.256

NO	BEHIND	LAP TIME
117		1:39.088
7	3.941	1:41.248
30	3.949	1:40.493
48	4.631	1:41.421
26	11.454	1:43.302
53	11.820	1:45.053
33	12.089	1:44.239
119	13.783	1:44.966
25	14.366	1:45.725
27	14.925	1:46.001
56	15.951	1:46.006
3	16.451	1:46.010
222	16.755	1:46.909
151	18.368	1:46.594
69	18.950	1:47.076
77	22.382	1:49.127
65	22.640	1:53.372
15	23.632	1:50.470
60	24.613	1:50.392
17	25.021	1:50.361
88	27.853	1:50.771
24	29.845	1:52.746
73	33.320	1:54.859
156	38.848	1:57.877

LAP 3 @ 12:42:08.747

NO	BEHIND	LAP TIME
117		1:39.491
30	4.923	1:40.465
48	6.525	1:41.385
26	13.021	1:41.058
33	16.547	1:43.949
53	17.280	1:44.951
119	18.745	1:44.453
25	20.302	1:45.427

3	20.865	1:43.905
27	21.140	1:45.706
222	23.758	1:46.494
151	25.042	1:46.165
69	25.306	1:45.847
65	26.971	1:43.822
77	31.589	1:48.698
15	33.853	1:49.712
17	35.650	1:50.120
60	36.107	1:50.985
88	40.826	1:52.464
24	44.436	1:54.082
73	51.003	1:57.174

LAP 4 @ 12:43:49.024

NO	BEHIND	LAP TIME
117		1:40.277
30	5.695	1:41.049
48	8.402	1:42.154
26	13.316	1:40.572
33	20.273	1:44.003
53	22.250	1:45.247
119	22.432	1:43.964
25	24.932	1:44.907
3	25.229	1:44.641
27	26.962	1:46.099
222	30.597	1:47.116
151	30.999	1:46.234
65	31.099	1:44.405
69	31.473	1:46.444
77	39.415	1:48.103
15	43.808	1:50.232
17	44.381	1:49.008
60	45.898	1:50.068
88	52.958	1:52.409
24	58.023	1:53.864
73	1:08.599	1:57.873

LAP 5 @ 12:45:29.871

NO	BEHIND	LAP TIME
117		1:40.847
30	5.345	1:40.497
48	8.948	1:41.393
26	12.748	1:40.279
33	23.247	1:43.821
53	25.793	1:44.390
119	26.032	1:44.447
25	27.759	1:43.674
3	27.975	1:43.593
27	33.314	1:47.199
65	34.623	1:44.371
222	36.012	1:46.262
151	36.200	1:46.048
69	36.389	1:45.763
77	46.695	1:48.127
15	53.422	1:50.461
17	53.568	1:50.034
60	55.708	1:50.657
88	1:03.276	1:51.165
24	1:11.595	1:54.419
73	1:26.486	1:58.734

LAP 6 @ 12:47:11.658

NO	BEHIND	LAP TIME
117		1:41.787
30	4.577	1:41.019
48	8.029	1:40.868
26	10.477	1:39.516
53	30.053	1:46.047
25	31.716	1:45.744
3	32.063	1:45.875
119	33.877	1:49.632
65	39.605	1:46.769
27	39.822	1:48.295
222	39.919	1:45.694
151	40.355	1:45.942
69	41.023	1:46.421
77	53.496	1:48.588
17	59.789	1:48.008
15	1:02.006	1:50.371
60	1:05.428	1:51.507
88	1:10.794	1:49.305
24	1:25.190	1:55.382
73	1:41.973	1:57.274

BMCRG - MRO Championships 2022 - Rnd 6 @ Brands Hatch GP

EDlasia Formula 400 & Blue Haze GP

RACE 3 - SECTOR ANALYSIS



SECTOR 1 = FL to I1, SECTOR 2 = I1 to I2, SECTOR 3 = I2 to FL, DIFF = Difference To Personal Best Lap, P = Crossed Finish Line in Pit Lane, D = Time Disallowed

P1 117 GP		Stuart HALL		Yamaha TZ250 -			
IDEAL LAP TIME : 1:39.072		BEST LAP TIME : 1:39.088		DIFFERENCE : 0.016			
LAP	SECTOR 1	SECTOR 2	SECTOR 3	LAP TIME	MPH	DIFF	TIME OF DAY
1 -		44.615	23.681	1:43.981	84.24	4.893	12:38:50.168
2 -	31.146	44.394	23.548	1:39.088 (1)	88.40		12:40:29.256
3 -	31.130	44.743	23.618	1:39.491 (2)	88.04	0.403	12:42:08.747
4 -	31.375	45.087	23.815	1:40.277 (3)	87.35	1.189	12:43:49.024
5 -	31.839	45.216	23.792	1:40.847	86.86	1.759	12:45:29.871
6 -	31.961	45.469	24.357	1:41.787	86.06	2.699	12:47:11.658

P2 30 GP		Ian MACKMAN		Yamaha TZ250 - 2 Machs Motorcycles			
IDEAL LAP TIME : 1:40.155		BEST LAP TIME : 1:40.465		DIFFERENCE : 0.310			
LAP	SECTOR 1	SECTOR 2	SECTOR 3	LAP TIME	MPH	DIFF	TIME OF DAY
1 -		45.244	23.962	1:46.525	82.23	6.060	12:38:52.712
2 -	31.761	44.946	23.786	1:40.493 (2)	87.16	0.028	12:40:33.205
3 -	31.707	45.063	23.695	1:40.465 (1)	87.19		12:42:13.670
4 -	31.898	45.093	24.058	1:41.049	86.68	0.584	12:43:54.719
5 -	31.514	45.100	23.883	1:40.497 (3)	87.16	0.032	12:45:35.216
6 -	31.552	45.390	24.077	1:41.019	86.71	0.554	12:47:16.235

P3 48		Richie WELSH		Yamaha FZR 400 RRSF - EDEN'S BABY EXPERIENCES/ PETI			
IDEAL LAP TIME : 1:40.809		BEST LAP TIME : 1:40.868		DIFFERENCE : 0.059			
LAP	SECTOR 1	SECTOR 2	SECTOR 3	LAP TIME	MPH	DIFF	TIME OF DAY
1 -		45.165	24.376	1:46.279	82.42	5.411	12:38:52.466
2 -	32.236	45.151	24.034	1:41.421	86.37	0.553	12:40:33.887
3 -	32.206	45.223	23.956	1:41.385 (2)	86.40	0.517	12:42:15.272
4 -	32.520	45.441	24.193	1:42.154	85.75	1.286	12:43:57.426
5 -	32.337	45.055	24.001	1:41.393 (3)	86.39	0.525	12:45:38.819
6 -	31.824	45.029	24.015	1:40.868 (1)	86.84		12:47:19.687

P4 26 GP		Josh WAINWRIGHT		Yamaha TZ250 - JW MOT Centre			
IDEAL LAP TIME : 1:39.516		BEST LAP TIME : 1:39.516		DIFFERENCE : 0.000			
LAP	SECTOR 1	SECTOR 2	SECTOR 3	LAP TIME	MPH	DIFF	TIME OF DAY
1 -		46.393	24.754	1:51.221	78.76	11.705	12:38:57.408
2 -	31.975	46.677	24.650	1:43.302	84.79	3.786	12:40:40.710
3 -	31.749	45.398	23.911	1:41.058	86.68	1.542	12:42:21.768
4 -	31.313	45.050	24.209	1:40.572 (3)	87.10	1.056	12:44:02.340
5 -	31.358	44.897	24.024	1:40.279 (2)	87.35	0.763	12:45:42.619
6 -	31.200	44.639	23.677	1:39.516 (1)	88.02		12:47:22.135

P5 53 GP		Mark WHITING		Yamaha TZ250 - Mark whiting			
IDEAL LAP TIME : 1:44.390		BEST LAP TIME : 1:44.390		DIFFERENCE : 0.000			
LAP	SECTOR 1	SECTOR 2	SECTOR 3	LAP TIME	MPH	DIFF	TIME OF DAY
1 -		46.678	25.066	1:49.836	79.75	5.446	12:38:56.023
2 -	33.057	46.796	25.200	1:45.053 (3)	83.38	0.663	12:40:41.076
3 -	33.074	46.821	25.056	1:44.951 (2)	83.46	0.561	12:42:26.027
4 -	33.494	46.494	25.259	1:45.247	83.23	0.857	12:44:11.274
5 -	32.963	46.486	24.941	1:44.390 (1)	83.91		12:45:55.664
6 -	33.007	47.054	25.986	1:46.047	82.60	1.657	12:47:41.711

P6 25 S/R		Haydon SMITH		Kawasaki ZXR400 - HI-Precision Engineering Ltd			
IDEAL LAP TIME : 1:43.674		BEST LAP TIME : 1:43.674		DIFFERENCE : 0.000			
LAP	SECTOR 1	SECTOR 2	SECTOR 3	LAP TIME	MPH	DIFF	TIME OF DAY
1 -		47.678	25.615	1:51.710	78.41	8.036	12:38:57.897
2 -	32.740	47.950	25.035	1:45.725	82.85	2.051	12:40:43.622
3 -	33.030	47.288	25.109	1:45.427 (3)	83.08	1.753	12:42:29.049
4 -	32.733	47.328	24.846	1:44.907 (2)	83.50	1.233	12:44:13.956
5 -	32.059	46.928	24.687	1:43.674 (1)	84.49		12:45:57.630
6 -	32.386	47.819	25.539	1:45.744	82.84	2.070	12:47:43.374

BMCRG - MRO Championships 2022 - Rnd 6 @ Brands Hatch GP

EDlasia Formula 400 & Blue Haze GP

RACE 3 - SECTOR ANALYSIS



SECTOR 1 = FL to I1, SECTOR 2 = I1 to I2, SECTOR 3 = I2 to FL, DIFF = Difference To Personal Best Lap, P = Crossed Finish Line in Pit Lane, D = Time Disallowed

P7		3 GP		Tom BARRETT		Honda RS250 - The Two Stroke Workshop	
IDEAL LAP TIME : 1:43.319		BEST LAP TIME : 1:43.593		DIFFERENCE : 0.274			
LAP	SECTOR 1	SECTOR 2	SECTOR 3	LAP TIME	MPH	DIFF	TIME OF DAY
1 -		47.579	24.792	1:53.510	77.17	9.917	12:38:59.697
2 -	33.294	47.211	25.505	1:46.010	82.63	2.417	12:40:45.707
3 -	32.913	46.473	24.519	1:43.905 (2)	84.30	0.312	12:42:29.612
4 -	32.795	47.265	24.581	1:44.641 (3)	83.71	1.048	12:44:14.253
5 -	32.518	46.747	24.328	1:43.593 (1)	84.56		12:45:57.846
6 -	32.621	47.979	25.275	1:45.875	82.73	2.282	12:47:43.721

P8		119 GP		Ian STANFORD		Honda RS 250 - N and J Stanford Suspended Ceilings and Parti	
IDEAL LAP TIME : 1:43.542		BEST LAP TIME : 1:43.964		DIFFERENCE : 0.422			
LAP	SECTOR 1	SECTOR 2	SECTOR 3	LAP TIME	MPH	DIFF	TIME OF DAY
1 -		48.041	24.810	1:51.886	78.29	7.922	12:38:58.073
2 -	33.241	47.226	24.499	1:44.966	83.45	1.002	12:40:43.039
3 -	33.112	46.819	24.522	1:44.453 (3)	83.86	0.489	12:42:27.492
4 -	32.835	46.208	24.921	1:43.964 (1)	84.25		12:44:11.456
5 -	33.256	46.543	24.648	1:44.447 (2)	83.86	0.483	12:45:55.903
6 -	33.053	49.890	26.689	1:49.632	79.90	5.668	12:47:45.535

P9		65		Andrew MOXON		Honda VFR 400 NC30 - Vanguard motorsport Uckfield + DART I	
IDEAL LAP TIME : 1:42.886		BEST LAP TIME : 1:43.822		DIFFERENCE : 0.936			
LAP	SECTOR 1	SECTOR 2	SECTOR 3	LAP TIME	MPH	DIFF	TIME OF DAY
1 -		47.323	24.945	1:52.337	77.97	8.515	12:38:58.524
2 -	33.152	47.305	32.915	1:53.372	77.26	9.550	12:40:51.896
3 -	33.029	46.324	24.469	1:43.822 (1)	84.37		12:42:35.718
4 -	32.093	47.262	25.050	1:44.405 (3)	83.90	0.583	12:44:20.123
5 -	32.989	46.583	24.799	1:44.371 (2)	83.92	0.549	12:46:04.494
6 -	34.290	46.352	26.127	1:46.769	82.04	2.947	12:47:51.263

P10		27 S		Richard HAYWARD		Yamaha TZR - Hazel Motors/ Gforce	
IDEAL LAP TIME : 1:45.261		BEST LAP TIME : 1:45.706		DIFFERENCE : 0.445			
LAP	SECTOR 1	SECTOR 2	SECTOR 3	LAP TIME	MPH	DIFF	TIME OF DAY
1 -		47.850	25.250	1:51.993	78.21	6.287	12:38:58.180
2 -	33.079	47.567	25.355	1:46.001 (2)	82.63	0.295	12:40:44.181
3 -	32.978	47.033	25.695	1:45.706 (1)	82.86		12:42:29.887
4 -	33.362	47.362	25.375	1:46.099 (3)	82.56	0.393	12:44:15.986
5 -	33.472	47.855	25.872	1:47.199	81.71	1.493	12:46:03.185
6 -	33.617	48.037	26.641	1:48.295	80.88	2.589	12:47:51.480

P11		222 S		Matthew EPPS		Kawasaki ZXR400 - M.E Vehicle Repairs	
IDEAL LAP TIME : 1:45.694		BEST LAP TIME : 1:45.694		DIFFERENCE : 0.000			
LAP	SECTOR 1	SECTOR 2	SECTOR 3	LAP TIME	MPH	DIFF	TIME OF DAY
1 -		48.229	25.176	1:52.915	77.57	7.221	12:38:59.102
2 -	33.769	47.487	25.653	1:46.909	81.93	1.215	12:40:46.011
3 -	33.805	47.597	25.092	1:46.494 (3)	82.25	0.800	12:42:32.505
4 -	34.301	47.501	25.314	1:47.116	81.77	1.422	12:44:19.621
5 -	34.024	47.303	24.935	1:46.262 (2)	82.43	0.568	12:46:05.883
6 -	33.734	47.063	24.897	1:45.694 (1)	82.87		12:47:51.577

P12		151 S		Nick SMITH		Kawasaki KR-1S - Hi-Precision Engineering Ltd	
IDEAL LAP TIME : 1:45.122		BEST LAP TIME : 1:45.942		DIFFERENCE : 0.820			
LAP	SECTOR 1	SECTOR 2	SECTOR 3	LAP TIME	MPH	DIFF	TIME OF DAY
1 -		47.832	26.312	1:54.843	76.27	8.901	12:39:01.030
2 -	33.301	47.967	25.326	1:46.594	82.17	0.652	12:40:47.624
3 -	33.516	47.512	25.137	1:46.165 (3)	82.51	0.223	12:42:33.789
4 -	33.183	47.704	25.347	1:46.234	82.45	0.292	12:44:20.023
5 -	33.760	47.419	24.869	1:46.048 (2)	82.60	0.106	12:46:06.071
6 -	33.790	47.070	25.082	1:45.942 (1)	82.68		12:47:52.013

BMCRG - MRO Championships 2022 - Rnd 6 @ Brands Hatch GP

EDlasia Formula 400 & Blue Haze GP

RACE 3 - SECTOR ANALYSIS



SECTOR 1 = FL to I1, SECTOR 2 = I1 to I2, SECTOR 3 = I2 to FL, DIFF = Difference To Personal Best Lap, P = Crossed Finish Line in Pit Lane, D = Time Disallowed

P13 69 GP		Dave HARVIEK		Yamaha TZ250 4DP - HVK Performance Ltd			
IDEAL LAP TIME : 1:45.072		BEST LAP TIME : 1:45.763		DIFFERENCE : 0.691			
LAP	SECTOR 1	SECTOR 2	SECTOR 3	LAP TIME	MPH	DIFF	TIME OF DAY
1 -		48.039	25.873	1:54.943	76.21	9.180	12:39:01.130
2 -	34.413	47.440	25.223	1:47.076	81.80	1.313	12:40:48.206
3 -	33.653	47.430	24.764	1:45.847 (2)	82.75	0.084	12:42:34.053
4 -	33.647	47.816	24.981	1:46.444	82.29	0.681	12:44:20.497
5 -	33.659	47.407	24.697	1:45.763 (1)	82.82		12:46:06.260
6 -	34.665	46.728	25.028	1:46.421 (3)	82.31	0.658	12:47:52.681

P14 77 GP		Andrew GLASGOW		Yamaha TZ250 5KE - Hiab service (hw) ltd			
IDEAL LAP TIME : 1:47.457		BEST LAP TIME : 1:48.103		DIFFERENCE : 0.646			
LAP	SECTOR 1	SECTOR 2	SECTOR 3	LAP TIME	MPH	DIFF	TIME OF DAY
1 -		49.178	25.456	1:56.324	75.30	8.221	12:39:02.511
2 -	35.027	48.696	25.404	1:49.127	80.27	1.024	12:40:51.638
3 -	34.415	48.613	25.670	1:48.698	80.58	0.595	12:42:40.336
4 -	34.278	48.275	25.550	1:48.103 (1)	81.03		12:44:28.439
5 -	33.821	48.806	25.500	1:48.127 (2)	81.01	0.024	12:46:16.566
6 -	33.778	48.801	26.009	1:48.588 (3)	80.67	0.485	12:48:05.154

P15 17		Sam HIRST		Kawasaki NINJA - Valley Racing			
IDEAL LAP TIME : 1:47.607		BEST LAP TIME : 1:48.008		DIFFERENCE : 0.401			
LAP	SECTOR 1	SECTOR 2	SECTOR 3	LAP TIME	MPH	DIFF	TIME OF DAY
1 -		49.448	25.798	1:57.729	74.40	9.721	12:39:03.916
2 -	34.400	49.570	26.391	1:50.361	79.37	2.353	12:40:54.277
3 -	34.404	49.560	26.156	1:50.120	79.54	2.112	12:42:44.397
4 -	32.913	49.647	26.448	1:49.008 (2)	80.35	1.000	12:44:33.405
5 -	34.444	49.214	26.376	1:50.034 (3)	79.61	2.026	12:46:23.439
6 -	33.004	48.896	26.108	1:48.008 (1)	81.10		12:48:11.447

P16 15 S		Julian DAWE		Honda RVF400 - EM Acoustics			
IDEAL LAP TIME : 1:48.954		BEST LAP TIME : 1:49.712		DIFFERENCE : 0.758			
LAP	SECTOR 1	SECTOR 2	SECTOR 3	LAP TIME	MPH	DIFF	TIME OF DAY
1 -		48.960	25.888	1:56.231	75.36	6.519	12:39:02.418
2 -	34.792	50.000	25.678	1:50.470	79.29	0.758	12:40:52.888
3 -	34.717	49.209	25.786	1:49.712 (1)	79.84		12:42:42.600
4 -	34.316	49.586	26.330	1:50.232 (2)	79.46	0.520	12:44:32.832
5 -	34.660	49.589	26.212	1:50.461	79.30	0.749	12:46:23.293
6 -	34.807	49.632	25.932	1:50.371 (3)	79.36	0.659	12:48:13.664

P17 60 GP		Daniel GOUGH		Yamaha TZ 250 - Kieran Lewis/G Force Mc			
IDEAL LAP TIME : 1:49.498		BEST LAP TIME : 1:50.068		DIFFERENCE : 0.570			
LAP	SECTOR 1	SECTOR 2	SECTOR 3	LAP TIME	MPH	DIFF	TIME OF DAY
1 -		49.298	25.990	1:57.290	74.68	7.222	12:39:03.477
2 -	35.330	48.858	26.204	1:50.392 (2)	79.35	0.324	12:40:53.869
3 -	35.299	48.759	26.927	1:50.985	78.92	0.917	12:42:44.854
4 -	34.749	49.305	26.014	1:50.068 (1)	79.58		12:44:34.922
5 -	34.753	49.565	26.339	1:50.657 (3)	79.16	0.589	12:46:25.579
6 -	34.929	49.378	27.200	1:51.507	78.55	1.439	12:48:17.086

P18 88 GP		George PRINOS		Yamaha TZ250 - KAPPA PLANNING LTD			
IDEAL LAP TIME : 1:48.996		BEST LAP TIME : 1:49.305		DIFFERENCE : 0.309			
LAP	SECTOR 1	SECTOR 2	SECTOR 3	LAP TIME	MPH	DIFF	TIME OF DAY
1 -		50.501	25.559	2:00.151	72.90	10.846	12:39:06.338
2 -	34.953	49.487	26.331	1:50.771 (2)	79.08	1.466	12:40:57.109
3 -	36.563	49.517	26.384	1:52.464	77.89	3.159	12:42:49.573
4 -	35.961	49.642	26.806	1:52.409	77.92	3.104	12:44:41.982
5 -	35.295	49.464	26.406	1:51.165 (3)	78.80	1.860	12:46:33.147
6 -	34.632	48.805	25.868	1:49.305 (1)	80.14		12:48:22.452

BMCRG - MRO Championships 2022 - Rnd 6 @ Brands Hatch GP

EDlasia Formula 400 & Blue Haze GP

RACE 3 - SECTOR ANALYSIS



SECTOR 1 = FL to I1, SECTOR 2 = I1 to I2, SECTOR 3 = I2 to FL, DIFF = Difference To Personal Best Lap, P = Crossed Finish Line in Pit Lane, D = Time Disallowed

P19 24 S		Harley GODZISZ		Honda NC30 - Rangì's Brasso & Top Knots			
IDEAL LAP TIME : 1:52.592		BEST LAP TIME : 1:52.746		DIFFERENCE : 0.154			
LAP	SECTOR 1	SECTOR 2	SECTOR 3	LAP TIME	MPH	DIFF	TIME OF DAY
1 -		51.029	26.384	2:00.168	72.89	7.422	12:39:06.355
2 -	35.513	50.695	26.538	1:52.746 (1)	77.69		12:40:59.101
3 -	35.926	51.574	26.582	1:54.082 (3)	76.78	1.336	12:42:53.183
4 -	35.591	51.538	26.735	1:53.864 (2)	76.93	1.118	12:44:47.047
5 -	35.801	51.989	26.629	1:54.419	76.55	1.673	12:46:41.466
6 -	35.575	52.226	27.581	1:55.382	75.92	2.636	12:48:36.848

P20 73 S		Colvin TURNER		Yamaha TZR250 -			
IDEAL LAP TIME : 1:53.124		BEST LAP TIME : 1:54.859		DIFFERENCE : 1.735			
LAP	SECTOR 1	SECTOR 2	SECTOR 3	LAP TIME	MPH	DIFF	TIME OF DAY
1 -		50.975	27.350	2:01.530	72.07	6.671	12:39:07.717
2 -	34.799	52.683	27.377	1:54.859 (1)	76.26		12:41:02.576
3 -	36.438	51.891	28.845	1:57.174 (2)	74.75	2.315	12:42:59.750
4 -	36.988	52.558	28.327	1:57.873	74.31	3.014	12:44:57.623
5 -	37.686	52.673	28.375	1:58.734	73.77	3.875	12:46:56.357
6 -	37.165	52.189	27.920	1:57.274 (3)	74.69	2.415	12:48:53.631

P21 33 S		Carl JOHNSTONE		Yamaha FZR400RR - EDlasia			
IDEAL LAP TIME : 1:43.585		BEST LAP TIME : 1:43.821		DIFFERENCE : 0.236			
LAP	SECTOR 1	SECTOR 2	SECTOR 3	LAP TIME	MPH	DIFF	TIME OF DAY
1 -		47.420	24.808	1:50.919	78.97	7.098	12:38:57.106
2 -	32.396	46.791	25.052	1:44.239	84.03	0.418	12:40:41.345
3 -	32.681	46.487	24.781	1:43.949 (2)	84.27	0.128	12:42:25.294
4 -	32.317	46.651	25.035	1:44.003 (3)	84.22	0.182	12:44:09.297
5 -	32.350	46.567	24.904	1:43.821 (1)	84.37		12:45:53.118

P22 7 GP		Bruce DUNN		Yamaha TZ250 - Bilstein UK			
IDEAL LAP TIME : 1:41.155		BEST LAP TIME : 1:41.248		DIFFERENCE : 0.093			
LAP	SECTOR 1	SECTOR 2	SECTOR 3	LAP TIME	MPH	DIFF	TIME OF DAY
1 -		45.289	24.120	1:45.762	82.82	4.514	12:38:51.949
2 -	31.746	45.341	24.161	1:41.248 (1)	86.51		12:40:33.197

P23 56 R		Phil MARSH		Kawasaki ZXR400 - IMP Racing / CapsuleAI			
IDEAL LAP TIME : 1:45.119		BEST LAP TIME : 1:46.006		DIFFERENCE : 0.887			
LAP	SECTOR 1	SECTOR 2	SECTOR 3	LAP TIME	MPH	DIFF	TIME OF DAY
1 -		48.526	24.730	1:53.014	77.51	7.008	12:38:59.201
2 -	33.250	47.139	25.617	1:46.006 (1)	82.63		12:40:45.207

P24 156 R		Jack WOLFF		Kawasaki NINJA 300 -			
IDEAL LAP TIME : 1:56.347		BEST LAP TIME : 1:57.877		DIFFERENCE : 1.530			
LAP	SECTOR 1	SECTOR 2	SECTOR 3	LAP TIME	MPH	DIFF	TIME OF DAY
1 -		52.282	27.978	2:04.040	70.62	6.163	12:39:10.227
2 -	36.087	53.272	28.518	1:57.877 (1)	74.31		12:41:08.104

BMCRC - MRO Championships 2022 - Rnd 6 @ Brands Hatch GP

EDlasia Formula 400 & Blue Haze GP

RACE 3 - BEST SECTORS

SECTOR 1			SECTOR 2			SECTOR 3			IDEAL / BEST COMPARISON						
POS	NO	NAME	TIME	NO	NAME	TIME	NO	NAME	TIME	POS	NO	NAME	IDEAL	BEST	DIFF
													PERFECT LAP	1:39.072	
1	117	HALL	31.130	117	HALL	44.394	117	HALL	23.548	1	117	HALL	1:39.072	1:39.088	0.016
2	26	WAINWRIGHT	31.200	26	WAINWRIGHT	44.639	26	WAINWRIGHT	23.677	2	26	WAINWRIGHT	1:39.516	1:39.516	0.000
3	30	MACKMAN	31.514	30	MACKMAN	44.946	30	MACKMAN	23.695	3	30	MACKMAN	1:40.155	1:40.465	0.310
4	7	DUNN	31.746	48	WELSH	45.029	48	WELSH	23.956	4	48	WELSH	1:40.809	1:40.868	0.059
5	48	WELSH	31.824	7	DUNN	45.289	7	DUNN	24.120	5	7	DUNN	1:41.155	1:41.248	0.093
6	25	SMITH	32.059	119	STANFORD	46.208	3	BARRETT	24.328	6	65	MOXON	1:42.886	1:43.822	0.936
7	65	MOXON	32.093	65	MOXON	46.324	65	MOXON	24.469	7	3	BARRETT	1:43.319	1:43.593	0.274
8	33	JOHNSTONE	32.317	3	BARRETT	46.473	119	STANFORD	24.499	8	119	STANFORD	1:43.542	1:43.964	0.422
9	3	BARRETT	32.518	53	WHITING	46.486	25	SMITH	24.687	9	33	JOHNSTONE	1:43.585	1:43.821	0.236
10	119	STANFORD	32.835	33	JOHNSTONE	46.487	69	HARVIEK	24.697	10	25	SMITH	1:43.674	1:43.674	0.000
11	17	HIRST	32.913	69	HARVIEK	46.728	56	MARSH	24.730	11	53	WHITING	1:44.390	1:44.390	0.000
12	53	WHITING	32.963	25	SMITH	46.928	33	JOHNSTONE	24.781	12	69	HARVIEK	1:45.072	1:45.763	0.691
13	27	HAYWARD	32.978	27	HAYWARD	47.033	151	SMITH	24.869	13	56	MARSH	1:45.119	1:46.006	0.887
14	151	SMITH	33.183	222	EPPS	47.063	222	EPPS	24.897	14	151	SMITH	1:45.122	1:45.942	0.820
15	56	MARSH	33.250	151	SMITH	47.070	53	WHITING	24.941	15	27	HAYWARD	1:45.261	1:45.706	0.445
16	69	HARVIEK	33.647	56	MARSH	47.139	27	HAYWARD	25.250	16	222	EPPS	1:45.694	1:45.694	0.000
17	222	EPPS	33.734	77	GLASGOW	48.275	77	GLASGOW	25.404	17	77	GLASGOW	1:47.457	1:48.103	0.646
18	77	GLASGOW	33.778	60	GOUGH	48.759	88	PRINOS	25.559	18	17	HIRST	1:47.607	1:48.008	0.401
19	15	DAWE	34.316	88	PRINOS	48.805	15	DAWE	25.678	19	15	DAWE	1:48.954	1:49.712	0.758
20	88	PRINOS	34.632	17	HIRST	48.896	17	HIRST	25.798	20	88	PRINOS	1:48.996	1:49.305	0.309
21	60	GOUGH	34.749	15	DAWE	48.960	60	GOUGH	25.990	21	60	GOUGH	1:49.498	1:50.068	0.570
22	73	TURNER	34.799	24	GODZISZ	50.695	24	GODZISZ	26.384	22	24	GODZISZ	1:52.592	1:52.746	0.154
23	24	GODZISZ	35.513	73	TURNER	50.975	73	TURNER	27.350	23	73	TURNER	1:53.124	1:54.859	1.735
24	156	WOLFF	36.087	156	WOLFF	52.282	156	WOLFF	27.978	24	156	WOLFF	1:56.347	1:57.877	1.530

BMCRC - MRO Championships 2022 - Rnd 6 @ Brands Hatch GP

EDlasia Formula 400 & Blue Haze GP

RACE 3 - STATISTICS

Competitors Started 24
Planned Start 2022-07-16 @ 12:30:00.000
Actual Start 2022-07-16 @ 12:37:06.186
Finish Time 2022-07-16 @ 12:47:11.657
Track Length 2.4332mi.
Total Laps 131
Total Distance Covered 318.7609mi.

Session Fastest Lap History

NO	CL	NAME	LAP TIME	TIME OF DAY	LAP	VEHICLE
117	GP	Stuart HALL	1:39.088	12:40:29.266	2	Yamaha TZ250

Session Leader History

NO	CL	NAME	FROM LAP	LAPS LED	DISTANCE	VEHICLE
117	GP	Stuart HALL	1	6	14.59 miles	Yamaha TZ250

Flag History

TYPE	TIME OF DAY
GREEN	12:37:06.186
FINISH	12:47:11.657

Flag Statistics

TYPE	COUNT	TOTAL LAPS	TOTAL TIME
Green	1	6	11:56.304
Red	0	0	0.000
Safety Car	0	0	0.000
FCY	0	0	0.000

BMCRC - MRO Championships 2022 - Rnd 6 @ Brands Hatch GP

EDlasia Formula 400 & Blue Haze GP

RACE 3 - STATISTICS

CLASS :

3 Starters

Fastest Lap History

NO	NAME	LAP TIME	TIME OF DAY	LAP	VEHICLE
48	Richie WELSH	1:41.421	12:40:33.900	2	Yamaha FZR 400 RRSP
48	Richie WELSH	1:41.385	12:42:15.285	3	Yamaha FZR 400 RRSP
48	Richie WELSH	1:40.868	12:47:19.701	6	Yamaha FZR 400 RRSP

Leader History

NO	NAME	FROM LAP	LAPS LED	DISTANCE	VEHICLE
48	Richie WELSH	1	6	14.59 miles	Yamaha FZR 400 RRSP

BMCRC - MRO Championships 2022 - Rnd 6 @ Brands Hatch GP

EDlasia Formula 400 & Blue Haze GP

RACE 3 - STATISTICS

CLASS : R

2 Starters

Fastest Lap History

NO	NAME	LAP TIME	TIME OF DAY	LAP	VEHICLE
56	Phil MARSH	1:46.006	12:40:45.242	2	Kawasaki ZXR400

Leader History

NO	NAME	FROM LAP	LAPS LED	DISTANCE	VEHICLE
56	Phil MARSH	1	2	4.86 miles	Kawasaki ZXR400

BMCRC - MRO Championships 2022 - Rnd 6 @ Brands Hatch GP

EDlasia Formula 400 & Blue Haze GP

RACE 3 - STATISTICS

CLASS : S

7 Starters

Fastest Lap History

NO	NAME	LAP TIME	TIME OF DAY	LAP	VEHICLE
33	Carl JOHNSTONE	1:44.239	12:40:41.359	2	Yamaha FZR400RR
33	Carl JOHNSTONE	1:43.949	12:42:25.309	3	Yamaha FZR400RR
33	Carl JOHNSTONE	1:43.821	12:45:53.133	5	Yamaha FZR400RR

Leader History

NO	NAME	FROM LAP	LAPS LED	DISTANCE	VEHICLE
33	Carl JOHNSTONE	1	5	12.16 miles	Yamaha FZR400RR
27	Richard HAYWARD	6	1	2.43 miles	Yamaha TZR

BMCRC - MRO Championships 2022 - Rnd 6 @ Brands Hatch GP

EDlasia Formula 400 & Blue Haze GP

RACE 3 - STATISTICS

CLASS : S/R

1 Starters

Fastest Lap History

NO	NAME	LAP TIME	TIME OF DAY	LAP	VEHICLE
25	Haydon SMITH	1:45.725	12:40:43.633	2	Kawasaki ZXR400
25	Haydon SMITH	1:45.427	12:42:29.060	3	Kawasaki ZXR400
25	Haydon SMITH	1:44.907	12:44:13.966	4	Kawasaki ZXR400
25	Haydon SMITH	1:43.674	12:45:57.640	5	Kawasaki ZXR400

Leader History

NO	NAME	FROM LAP	LAPS LED	DISTANCE	VEHICLE
25	Haydon SMITH	1	6	14.59 miles	Kawasaki ZXR400

BMCRC - MRO Championships 2022 - Rnd 6 @ Brands Hatch GP

EDlasia Formula 400 & Blue Haze GP

RACE 3 - STATISTICS

CLASS : GP

11 Starters

Fastest Lap History

NO	NAME	LAP TIME	TIME OF DAY	LAP	VEHICLE
117	Stuart HALL	1:39.088	12:40:29.266	2	Yamaha TZ250

Leader History

NO	NAME	FROM LAP	LAPS LED	DISTANCE	VEHICLE
117	Stuart HALL	1	6	14.59 miles	Yamaha TZ250

BMCRC - MRO Championships 2022 - Rnd 6 @ Brands Hatch GP

EDlasia Formula 400 & Blue Haze GP

RACE 13 - GRID (6 Laps)



ROW 10	30 681 Liam ARMITAGE	29 97 Nicholas TAIG	28 85 James ROBINSON
ROW 9	27 110 Mark HAIGH	26 577 Richard BUCKHAM	25 1 James SEATH
ROW 8	24 156 Jack WOLFF 1:57.877	23 73 Colvin TURNER 1:54.859	22 24 Harley GODZISZ 1:52.746
ROW 7	21 60 Daniel GOUGH 1:50.068	20 15 Julian DAWE 1:49.712	19 88 George PRINOS 1:49.305
ROW 6	18 77 Andrew GLASGOW 1:48.103	17 17 Sam HIRST 1:48.008	16 56 Phil MARSH 1:46.006
ROW 5	15 151 Nick SMITH 1:45.942	14 69 Dave HARVIEK 1:45.763	13 27 Richard HAYWARD 1:45.706
ROW 4	12 222 Matthew EPPS 1:45.694	11 53 Mark WHITING 1:44.390	10 119 Ian STANFORD 1:43.964
ROW 3	9 65 Andrew MOXON 1:43.822	8 33 Carl JOHNSTONE 1:43.821	7 25 Haydon SMITH 1:43.674
ROW 2	6 3 Tom BARRETT 1:43.593	5 7 Bruce DUNN 1:41.248	4 48 Richie WELSH 1:40.868
ROW 1	3 30 Ian MACKMAN 1:40.465	2 26 Josh WAINWRIGHT 1:39.516	1 117 Stuart HALL 1:39.088
Pole			

Brands Hatch GP: 2.4332 miles

These results are provisional until the conclusion of any judicial and technical matters.

Clerk Of Course :	Stewards :	Timekeeper : <i>Craig Smith</i>
-------------------	------------	------------------------------------

Results can be found at www.tsl-timing.com

Printed - 12:50 Saturday, 16 July 2022



BMCRC - MRO Championships 2022 - Rnd 6 @ Brands Hatch GP



EDlasia Formula 400 & Blue Haze GP



RACE 13 - CLASSIFICATION

POS	NO	CL	PIC NAME	ENTRY	LAPS	TIME	GAP	DIFF	MPH	BEST	ON
1	117	GP	1 Stuart HALL	Yamaha TZ250 -	6	10:06.156			86.70	1:38.689	2
2	7	GP	2 Bruce DUNN	Yamaha TZ250 - Bilstein UK	6	10:09.559	3.403	3.403	86.22	1:39.633	5
3	26	GP	3 Josh WAINWRIGHT	Yamaha TZ250 - JW MOT Centre	6	10:09.862	3.706	0.303	86.18	1:39.637	5
4	30	GP	4 Ian MACKMAN	Yamaha TZ250 - 2 Machs Motorcycles	6	10:10.069	3.913	0.207	86.15	1:39.627	5
5	48		1 Richie WELSH	Yamaha FZR 400 RRSP - EDEN'S BABY EXPERIE	6	10:16.833	10.677	6.764	85.20	1:41.613	3
6	1		2 James SEATH	Kawasaki ZXR400 L9 - Ovenden Earthmoving	6	10:37.698	31.542	20.865	82.41	1:41.890	5
7	53	GP	5 Mark WHITING	Yamaha TZ250 - Mark whiting	6	10:40.200	34.044	2.502	82.09	1:45.357	3
8	119	GP	6 Ian STANFORD	Honda RS 250 - N and J Stanford Suspended Ceilin	6	10:40.256	34.100	0.056	82.09	1:45.576	2
9	3	GP	7 Tom BARRETT	Honda RS250 - The Two Stroke Workshop	6	10:41.218	35.062	0.962	81.96	1:44.568	2
10	25	S/R	1 Haydon SMITH	Kawasaki ZXR400 - HI-Precision Engineering Ltd	6	10:41.306	35.150	0.088	81.95	1:45.643	4
11	69	GP	8 Dave HARVIEK	Yamaha TZ250 4DP - HVK Performance Ltd	6	10:41.823	35.667	0.517	81.89	1:44.179	4
12	27	S	1 Richard HAYWARD	Yamaha TZR - Hazel Motors/ Gforce	6	10:41.912	35.756	0.089	81.87	1:45.200	5
13	151	S	2 Nick SMITH	Kawasaki KR-1S - HI-Precision Engineering Ltd	6	10:49.403	43.247	7.491	80.93	1:46.776	4
14	222	S	3 Matthew EPPS	Kawasaki ZXR400 - M.E Vehicle Repairs	6	10:49.586	43.430	0.183	80.91	1:46.111	4
15	17		3 Sam HIRST	Kawasaki NINJA - Valley Racing	6	11:02.646	56.490	13.060	79.31	1:48.013	4
16	15	S	4 Julian DAWE	Honda RVF400 - EM Acoustics	6	11:10.040	1:03.884	7.394	78.44	1:49.274	4
17	88	GP	9 George PRINOS	Yamaha TZ250 - KAPPA PLANNING LTD	6	11:13.652	1:07.496	3.612	78.02	1:50.363	6
18	77	GP	10 Andrew GLASGOW	Yamaha TZ250 5KE - Hiab service (hw) ltd	6	11:13.910	1:07.754	0.258	77.99	1:50.014	5
19	24	S	5 Harley GODZISZ	Honda NC30 - Rangl's Brasso & Top Knots	6	11:18.068	1:11.912	4.158	77.51	1:51.543	5
20	60	GP	11 Daniel GOUGH	Yamaha TZ 250 - Kieran Lewis/G Force Mc	6	11:18.806	1:12.650	0.738	77.42	1:50.869	6
21	577*		4 Richard BUCKHAM	Kawasaki NINJA 300 -	6	12:02.522	1:56.366	43.716	72.74	1:58.573	6
22	156	R	1 Jack WOLFF	Kawasaki NINJA 300 -	5	10:04.573	1 Lap	1 Lap	72.44	1:59.372	5

NOT CLASSIFIED

DNF 110 S Mark HAIGH Aprilia RS250 - Chesterfield CarClinic/The Tuning W 0

NOT STARTED

NS 33 S Carl JOHNSTONE Yamaha FZR400RR - EDlasia

FASTEST LAP

117	GP	Stuart HALL	Yamaha TZ250 -	2	1:38.689	88.76 mph	142.84 kph
48		Richie WELSH	Yamaha FZR 400 RRSP - EDEN'S BABY EXPERIE	3	1:41.613	86.20 mph	138.73 kph
27	S	Richard HAYWARD	Yamaha TZR - Hazel Motors/ Gforce	5	1:45.200	83.26 mph	134.00 kph
25	S/R	Haydon SMITH	Kawasaki ZXR400 - HI-Precision Engineering Ltd	4	1:45.643	82.91 mph	133.44 kph
156	R	Jack WOLFF	Kawasaki NINJA 300 -	5	1:59.372	73.38 mph	118.09 kph

* Bike 577 - Please fit a working transponder
 Class GP - 92.5% of Race Speed = 80.19 mph
 Class - 92.5% of Race Speed = 78.81 mph
 Class S/R - 92.5% of Race Speed = 75.80 mph
 Class S - 92.5% of Race Speed = 75.72 mph
 Class R - 92.5% of Race Speed = 67.00 mph

Race Distance: 6 Laps / 14.59 miles

Brands Hatch GP: 2.4332 miles

Date: 16/07/2022 Start: 16:21 Finish: 16:32

Weather / Track : Sunny / Dry

These results are provisional until the conclusion of any judicial and technical matters.

Clerk Of Course :	Stewards :	Timekeeper : <i>Craig Smith</i>
-------------------	------------	------------------------------------

Results can be found at www.tsl-timing.com

Printed - 16:36 Saturday, 16 July 2022



BMCRC - MRO Championships 2022 - Rnd 6 @ Brands Hatch GP

EDlasia Formula 400 & Blue Haze GP

RACE 13 - LAP CHART

LAP 1 @ 16:23:43.345

NO	BEHIND	LAP TIME
117		1:43.875
7	2.177	1:46.052
26	2.207	1:46.082
48	3.260	1:47.135
30	3.349	1:47.224
119	6.825	1:50.700
53	7.192	1:51.067
1	7.399	1:51.274
25	7.664	1:51.539
222	8.503	1:52.378
3	8.995	1:52.870
27	9.060	1:52.935
69	9.704	1:53.579
151	10.468	1:54.343
15	12.522	1:56.397
17	13.152	1:57.027
24	14.239	1:58.114
60	14.711	1:58.586
88	14.924	1:58.799
77	15.889	1:59.764
156	21.635	2:05.510
577	23.235	2:07.110

LAP 2 @ 16:25:22.034

NO	BEHIND	LAP TIME
117		1:38.689
7	5.010	1:41.522
26	5.483	1:41.965
30	6.071	1:41.411
48	6.739	1:42.168
119	13.712	1:45.576
53	14.413	1:45.910
1	14.566	1:45.856
3	14.874	1:44.568
25	14.885	1:45.910
27	16.492	1:46.121
222	17.191	1:47.377
69	17.271	1:46.256
151	18.833	1:47.054
15	24.369	1:50.536
17	24.978	1:50.515
24	27.361	1:51.811
88	27.501	1:51.266
60	28.349	1:52.327
77	28.452	1:51.252
156	43.011	2:00.065
577	44.448	1:59.902

LAP 3 @ 16:27:01.199

NO	BEHIND	LAP TIME
117		1:39.165
7	7.403	1:41.558
26	7.772	1:41.454
30	7.895	1:40.989
48	9.187	1:41.613
119	20.294	1:45.747
53	20.605	1:45.357
1	20.723	1:45.322
3	20.873	1:45.164
25	21.521	1:45.801
27	23.141	1:45.814
69	24.464	1:46.358

222	25.381	1:47.355
151	27.019	1:47.351
15	35.726	1:50.522
17	36.199	1:50.386
88	39.847	1:51.511
24	40.710	1:52.514
77	40.814	1:51.527
60	41.678	1:52.494
156	1:03.872	2:00.026
577	1:03.904	1:58.621

LAP 4 @ 16:28:40.768

NO	BEHIND	LAP TIME
117		1:39.569
7	8.511	1:40.677
26	9.030	1:40.827
30	9.120	1:40.794
48	11.473	1:41.855
1	26.552	1:45.398
119	26.751	1:46.026
53	27.157	1:46.121
3	27.320	1:46.016
25	27.595	1:45.643
27	29.020	1:45.448
69	29.074	1:44.179
222	31.923	1:46.111
151	34.226	1:46.776
17	44.643	1:48.013
15	45.431	1:49.274
88	50.870	1:50.592
77	52.150	1:50.905
24	52.786	1:51.645
60	55.050	1:52.941
577	1:23.687	1:59.352
156	1:23.903	1:59.600

LAP 5 @ 16:30:20.605

NO	BEHIND	LAP TIME
117		1:39.837
7	8.307	1:39.633
26	8.830	1:39.637
30	8.910	1:39.627
48	13.641	1:42.005
1	28.605	1:41.890
119	32.852	1:45.938
53	32.966	1:45.646
25	33.566	1:45.808
3	33.659	1:46.176
27	34.383	1:45.200
69	34.412	1:45.175
151	41.355	1:46.966
222	41.809	1:49.723
17	53.126	1:48.320
15	55.943	1:50.349
88	1:02.154	1:51.121
77	1:02.327	1:50.014
24	1:04.492	1:51.543
60	1:06.802	1:51.589
577	1:42.814	1:58.964
156	1:43.438	1:59.372

LAP 6 @ 16:32:05.626

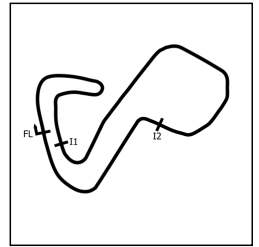
NO	BEHIND	LAP TIME
117		1:45.021

7	3.403	1:40.117
26	3.706	1:39.897
30	3.913	1:40.024
48	10.677	1:42.057
1	31.542	1:47.958
53	34.044	1:46.099
119	34.100	1:46.269
3	35.062	1:46.424
25	35.150	1:46.605
69	35.667	1:46.276
27	35.756	1:46.394
151	43.247	1:46.913
222	43.430	1:46.642
17	56.490	1:48.385
15	1:03.884	1:52.962
88	1:07.496	1:50.363
77	1:07.754	1:50.448
24	1:11.912	1:52.441
60	1:12.650	1:50.869
577	1:56.366	1:58.573

BMCRC - MRO Championships 2022 - Rnd 6 @ Brands Hatch GP

EDlasia Formula 400 & Blue Haze GP

RACE 13 - SECTOR ANALYSIS



SECTOR 1 = FL to I1, SECTOR 2 = I1 to I2, SECTOR 3 = I2 to FL, DIFF = Difference To Personal Best Lap, P = Crossed Finish Line in Pit Lane, D = Time Disallowed

P1 117 GP		Stuart HALL		Yamaha TZ250 -			
IDEAL LAP TIME : 1:38.464		BEST LAP TIME : 1:38.689		DIFFERENCE : 0.225			
LAP	SECTOR 1	SECTOR 2	SECTOR 3	LAP TIME	MPH	DIFF	TIME OF DAY
1 -		44.382	23.459	1:43.875	84.32	5.186	16:23:43.345
2 -	31.159	44.244	23.286	1:38.689 (1)	88.76		16:25:22.034
3 -	30.934	44.672	23.559	1:39.165 (2)	88.33	0.476	16:27:01.199
4 -	31.335	44.648	23.586	1:39.569 (3)	87.97	0.880	16:28:40.768
5 -	31.208	44.794	23.835	1:39.837	87.74	1.148	16:30:20.605
6 -	31.649	45.676	27.696	1:45.021	83.41	6.332	16:32:05.626

P2 7 GP		Bruce DUNN		Yamaha TZ250 - Bilstein UK			
IDEAL LAP TIME : 1:39.594		BEST LAP TIME : 1:39.633		DIFFERENCE : 0.039			
LAP	SECTOR 1	SECTOR 2	SECTOR 3	LAP TIME	MPH	DIFF	TIME OF DAY
1 -		45.590	23.508	1:46.052	82.59	6.419	16:23:45.522
2 -	31.847	45.783	23.892	1:41.522	86.28	1.889	16:25:27.044
3 -	31.734	45.942	23.882	1:41.558	86.25	1.925	16:27:08.602
4 -	31.736	45.340	23.601	1:40.677 (3)	87.00	1.044	16:28:49.279
5 -	31.269	44.846	23.518	1:39.633 (1)	87.92		16:30:28.912
6 -	31.240	45.161	23.716	1:40.117 (2)	87.49	0.484	16:32:09.029

P3 26 GP		Josh WAINWRIGHT		Yamaha TZ250 - JW MOT Centre			
IDEAL LAP TIME : 1:39.535		BEST LAP TIME : 1:39.637		DIFFERENCE : 0.102			
LAP	SECTOR 1	SECTOR 2	SECTOR 3	LAP TIME	MPH	DIFF	TIME OF DAY
1 -		45.339	24.048	1:46.082	82.57	6.445	16:23:45.552
2 -	32.152	45.679	24.134	1:41.965	85.91	2.328	16:25:27.517
3 -	31.735	45.677	24.042	1:41.454	86.34	1.817	16:27:08.971
4 -	31.906	45.060	23.861	1:40.827 (3)	86.87	1.190	16:28:49.798
5 -	31.143	44.665	23.829	1:39.637 (1)	87.91		16:30:29.435
6 -	31.473	44.563	23.861	1:39.897 (2)	87.68	0.260	16:32:09.332

P4 30 GP		Ian MACKMAN		Yamaha TZ250 - 2 Machs Motorcycles			
IDEAL LAP TIME : 1:39.479		BEST LAP TIME : 1:39.627		DIFFERENCE : 0.148			
LAP	SECTOR 1	SECTOR 2	SECTOR 3	LAP TIME	MPH	DIFF	TIME OF DAY
1 -		45.520	24.053	1:47.224	81.69	7.597	16:23:46.694
2 -	32.082	45.552	23.777	1:41.411	86.37	1.784	16:25:28.105
3 -	31.538	45.423	24.028	1:40.989	86.74	1.362	16:27:09.094
4 -	31.601	45.417	23.776	1:40.794 (3)	86.90	1.167	16:28:49.888
5 -	31.370	44.541	23.716	1:39.627 (1)	87.92		16:30:29.515
6 -	31.222	44.958	23.844	1:40.024 (2)	87.57	0.397	16:32:09.539

P5 48		Richie WELSH		Yamaha FZR 400 RRSP - EDEN'S BABY EXPERIENCES/ PETI			
IDEAL LAP TIME : 1:41.348		BEST LAP TIME : 1:41.613		DIFFERENCE : 0.265			
LAP	SECTOR 1	SECTOR 2	SECTOR 3	LAP TIME	MPH	DIFF	TIME OF DAY
1 -		45.351	24.251	1:47.135	81.76	5.522	16:23:46.605
2 -	32.282	45.725	24.161	1:42.168	85.73	0.555	16:25:28.773
3 -	32.098	45.431	24.084	1:41.613 (1)	86.20		16:27:10.386
4 -	31.913	45.713	24.229	1:41.855 (2)	86.00	0.242	16:28:52.241
5 -	32.099	45.623	24.283	1:42.005 (3)	85.87	0.392	16:30:34.246
6 -	32.143	45.646	24.268	1:42.057	85.83	0.444	16:32:16.303

P6 1		James SEATH		Kawasaki ZXR400 L9 - Ovenden Earthmoving			
IDEAL LAP TIME : 1:41.890		BEST LAP TIME : 1:41.890		DIFFERENCE : 0.000			
LAP	SECTOR 1	SECTOR 2	SECTOR 3	LAP TIME	MPH	DIFF	TIME OF DAY
1 -		46.768	25.160	1:51.274	78.72	9.384	16:23:50.744
2 -	33.203	47.781	24.872	1:45.856	82.75	3.966	16:25:36.600
3 -	33.022	47.325	24.975	1:45.322 (2)	83.17	3.432	16:27:21.922
4 -	33.014	47.702	24.682	1:45.398 (3)	83.11	3.508	16:29:07.320
5 -	31.896	45.620	24.374	1:41.890 (1)	85.97		16:30:49.210
6 -	32.694	49.154	26.110	1:47.958	81.14	6.068	16:32:37.168

BMCRC - MRO Championships 2022 - Rnd 6 @ Brands Hatch GP

EDlasia Formula 400 & Blue Haze GP

RACE 13 - SECTOR ANALYSIS



SECTOR 1 = FL to I1, SECTOR 2 = I1 to I2, SECTOR 3 = I2 to FL, DIFF = Difference To Personal Best Lap, P = Crossed Finish Line in Pit Lane, D = Time Disallowed

P7 53 GP		Mark WHITING		Yamaha TZ250 - Mark whiting			
IDEAL LAP TIME : 1:44.929		BEST LAP TIME : 1:45.357		DIFFERENCE : 0.428			
LAP	SECTOR 1	SECTOR 2	SECTOR 3	LAP TIME	MPH	DIFF	TIME OF DAY
1 -		47.095	25.045	1:51.067	78.86	5.710	16:23:50.537
2 -	33.432	47.540	24.938	1:45.910 (3)	82.71	0.553	16:25:36.447
3 -	32.998	47.343	25.016	1:45.357 (1)	83.14		16:27:21.804
4 -	33.292	47.886	24.943	1:46.121	82.54	0.764	16:29:07.925
5 -	33.280	47.530	24.836	1:45.646 (2)	82.91	0.289	16:30:53.571
6 -	33.994	47.103	25.002	1:46.099	82.56	0.742	16:32:39.670

P8 119 GP		Ian STANFORD		Honda RS 250 - N and J Stanford Suspended Ceilings and Parti			
IDEAL LAP TIME : 1:44.924		BEST LAP TIME : 1:45.576		DIFFERENCE : 0.652			
LAP	SECTOR 1	SECTOR 2	SECTOR 3	LAP TIME	MPH	DIFF	TIME OF DAY
1 -		47.057	25.063	1:50.700	79.13	5.124	16:23:50.170
2 -	33.505	47.232	24.839	1:45.576 (1)	82.97		16:25:35.746
3 -	33.220	47.496	25.031	1:45.747 (2)	82.83	0.171	16:27:21.493
4 -	33.248	47.624	25.154	1:46.026	82.61	0.450	16:29:07.519
5 -	33.576	47.440	24.922	1:45.938 (3)	82.68	0.362	16:30:53.457
6 -	33.949	47.673	24.647	1:46.269	82.43	0.693	16:32:39.726

P9 3 GP		Tom BARRETT		Honda RS250 - The Two Stroke Workshop			
IDEAL LAP TIME : 1:44.236		BEST LAP TIME : 1:44.568		DIFFERENCE : 0.332			
LAP	SECTOR 1	SECTOR 2	SECTOR 3	LAP TIME	MPH	DIFF	TIME OF DAY
1 -		48.526	24.247	1:52.870	77.60	8.302	16:23:52.340
2 -	33.028	46.989	24.551	1:44.568 (1)	83.77		16:25:36.908
3 -	33.295	46.961	24.908	1:45.164 (2)	83.29	0.596	16:27:22.072
4 -	33.397	47.708	24.911	1:46.016 (3)	82.62	1.448	16:29:08.088
5 -	33.294	48.282	24.600	1:46.176	82.50	1.608	16:30:54.264
6 -	33.800	47.963	24.661	1:46.424	82.31	1.856	16:32:40.688

P10 25 S/R		Haydon SMITH		Kawasaki ZXR400 - HI-Precision Engineering Ltd			
IDEAL LAP TIME : 1:45.287		BEST LAP TIME : 1:45.643		DIFFERENCE : 0.356			
LAP	SECTOR 1	SECTOR 2	SECTOR 3	LAP TIME	MPH	DIFF	TIME OF DAY
1 -		48.335	24.875	1:51.539	78.53	5.896	16:23:51.009
2 -	33.577	47.490	24.843	1:45.910	82.71	0.267	16:25:36.919
3 -	33.051	47.819	24.931	1:45.801 (2)	82.79	0.158	16:27:22.720
4 -	32.978	47.846	24.819	1:45.643 (1)	82.91		16:29:08.363
5 -	33.243	47.738	24.827	1:45.808 (3)	82.78	0.165	16:30:54.171
6 -	33.664	47.807	25.134	1:46.605	82.17	0.962	16:32:40.776

P11 69 GP		Dave HARVIEK		Yamaha TZ250 4DP - HVK Performance Ltd			
IDEAL LAP TIME : 1:43.831		BEST LAP TIME : 1:44.179		DIFFERENCE : 0.348			
LAP	SECTOR 1	SECTOR 2	SECTOR 3	LAP TIME	MPH	DIFF	TIME OF DAY
1 -		48.237	24.696	1:53.579	77.12	9.400	16:23:53.049
2 -	33.742	47.465	25.049	1:46.256 (3)	82.44	2.077	16:25:39.305
3 -	34.070	47.434	24.854	1:46.358	82.36	2.179	16:27:25.663
4 -	32.749	46.386	25.044	1:44.179 (1)	84.08		16:29:09.842
5 -	33.243	47.130	24.802	1:45.175 (2)	83.28	0.996	16:30:55.017
6 -	33.972	47.563	24.741	1:46.276	82.42	2.097	16:32:41.293

P12 27 S		Richard HAYWARD		Yamaha TZR - Hazel Motors/ Gforce			
IDEAL LAP TIME : 1:44.961		BEST LAP TIME : 1:45.200		DIFFERENCE : 0.239			
LAP	SECTOR 1	SECTOR 2	SECTOR 3	LAP TIME	MPH	DIFF	TIME OF DAY
1 -		47.913	25.477	1:52.935	77.56	7.735	16:23:52.405
2 -	33.458	47.082	25.581	1:46.121	82.54	0.921	16:25:38.526
3 -	33.028	47.300	25.486	1:45.814 (3)	82.78	0.614	16:27:24.340
4 -	32.875	47.243	25.330	1:45.448 (2)	83.07	0.248	16:29:09.788
5 -	32.693	47.303	25.204	1:45.200 (1)	83.26		16:30:54.988
6 -	33.320	47.888	25.186	1:46.394	82.33	1.194	16:32:41.382

BMCRG - MRO Championships 2022 - Rnd 6 @ Brands Hatch GP

EDlasia Formula 400 & Blue Haze GP

RACE 13 - SECTOR ANALYSIS



SECTOR 1 = FL to I1, SECTOR 2 = I1 to I2, SECTOR 3 = I2 to FL, DIFF = Difference To Personal Best Lap, P = Crossed Finish Line in Pit Lane, D = Time Disallowed

P13 151 S		Nick SMITH		Kawasaki KR-1S - Hi-Precision Engineering Ltd			
IDEAL LAP TIME : 1:46.234		BEST LAP TIME : 1:46.776		DIFFERENCE : 0.542			
LAP	SECTOR 1	SECTOR 2	SECTOR 3	LAP TIME	MPH	DIFF	TIME OF DAY
1 -		48.734	25.205	1:54.343	76.60	7.567	16:23:53.813
2 -	33.648	48.081	25.325	1:47.054	81.82	0.278	16:25:40.867
3 -	33.313	48.481	25.557	1:47.351	81.60	0.575	16:27:28.218
4 -	33.340	48.055	25.381	1:46.776 (1)	82.03		16:29:14.994
5 -	33.515	47.882	25.569	1:46.966 (3)	81.89	0.190	16:31:01.960
6 -	33.147	48.358	25.408	1:46.913 (2)	81.93	0.137	16:32:48.873

P14 222 S		Matthew EPPS		Kawasaki ZXR400 - M.E Vehicle Repairs			
IDEAL LAP TIME : 1:45.883		BEST LAP TIME : 1:46.111		DIFFERENCE : 0.228			
LAP	SECTOR 1	SECTOR 2	SECTOR 3	LAP TIME	MPH	DIFF	TIME OF DAY
1 -		47.407	25.050	1:52.378	77.94	6.267	16:23:51.848
2 -	34.793	47.406	25.178	1:47.377	81.58	1.266	16:25:39.225
3 -	33.868	48.253	25.234	1:47.355 (3)	81.59	1.244	16:27:26.580
4 -	33.427	47.566	25.118	1:46.111 (1)	82.55		16:29:12.691
5 -	34.100	49.767	25.856	1:49.723	79.83	3.612	16:31:02.414
6 -	33.597	47.748	25.297	1:46.642 (2)	82.14	0.531	16:32:49.056

P15 17		Sam HIRST		Kawasaki NINJA - Valley Racing			
IDEAL LAP TIME : 1:47.699		BEST LAP TIME : 1:48.013		DIFFERENCE : 0.314			
LAP	SECTOR 1	SECTOR 2	SECTOR 3	LAP TIME	MPH	DIFF	TIME OF DAY
1 -		49.674	26.057	1:57.027	74.85	9.014	16:23:56.497
2 -	33.412	50.331	26.772	1:50.515	79.26	2.502	16:25:47.012
3 -	33.468	50.255	26.663	1:50.386	79.35	2.373	16:27:37.398
4 -	33.238	48.832	25.943	1:48.013 (1)	81.09		16:29:25.411
5 -	33.320	49.146	25.854	1:48.320 (2)	80.87	0.307	16:31:13.731
6 -	33.013	49.372	26.000	1:48.385 (3)	80.82	0.372	16:33:02.116

P16 15 S		Julian DAWE		Honda RVF400 - EM Acoustics			
IDEAL LAP TIME : 1:49.149		BEST LAP TIME : 1:49.274		DIFFERENCE : 0.125			
LAP	SECTOR 1	SECTOR 2	SECTOR 3	LAP TIME	MPH	DIFF	TIME OF DAY
1 -		49.381	25.878	1:56.397	75.25	7.123	16:23:55.867
2 -	34.806	49.366	26.364	1:50.536	79.24	1.262	16:25:46.403
3 -	34.545	49.704	26.273	1:50.522 (3)	79.25	1.248	16:27:36.925
4 -	34.670	48.997	25.607	1:49.274 (1)	80.16		16:29:26.199
5 -	34.935	49.421	25.993	1:50.349 (2)	79.38	1.075	16:31:16.548
6 -	34.767	51.926	26.269	1:52.962	77.54	3.688	16:33:09.510

P17 88 GP		George PRINOS		Yamaha TZ250 - KAPPA PLANNING LTD			
IDEAL LAP TIME : 1:49.467		BEST LAP TIME : 1:50.363		DIFFERENCE : 0.896			
LAP	SECTOR 1	SECTOR 2	SECTOR 3	LAP TIME	MPH	DIFF	TIME OF DAY
1 -		49.796	25.415	1:58.799	73.73	8.436	16:23:58.269
2 -	35.032	50.475	25.759	1:51.266	78.72	0.903	16:25:49.535
3 -	35.691	49.855	25.965	1:51.511	78.55	1.148	16:27:41.046
4 -	35.149	49.564	25.879	1:50.592 (2)	79.20	0.229	16:29:31.638
5 -	35.344	49.726	26.051	1:51.121 (3)	78.83	0.758	16:31:22.759
6 -	35.490	49.020	25.853	1:50.363 (1)	79.37		16:33:13.122

P18 77 GP		Andrew GLASGOW		Yamaha TZ250 5KE - Hiab service (hw) ltd			
IDEAL LAP TIME : 1:49.280		BEST LAP TIME : 1:50.014		DIFFERENCE : 0.734			
LAP	SECTOR 1	SECTOR 2	SECTOR 3	LAP TIME	MPH	DIFF	TIME OF DAY
1 -		49.374	25.996	1:59.764	73.14	9.750	16:23:59.234
2 -	34.902	50.389	25.961	1:51.252	78.73	1.238	16:25:50.486
3 -	35.491	50.076	25.960	1:51.527	78.54	1.513	16:27:42.013
4 -	34.725	50.169	26.011	1:50.905 (3)	78.98	0.891	16:29:32.918
5 -	34.602	49.519	25.893	1:50.014 (1)	79.62		16:31:22.932
6 -	35.770	49.135	25.543	1:50.448 (2)	79.31	0.434	16:33:13.380

BMCRC - MRO Championships 2022 - Rnd 6 @ Brands Hatch GP

EDlasia Formula 400 & Blue Haze GP

RACE 13 - SECTOR ANALYSIS



SECTOR 1 = FL to I1, SECTOR 2 = I1 to I2, SECTOR 3 = I2 to FL, DIFF = Difference To Personal Best Lap, P = Crossed Finish Line in Pit Lane, D = Time Disallowed

P19 24 S		Harley GODZISZ		Honda NC30 - Rangi's Brasso & Top Knots			
IDEAL LAP TIME : 1:51.199		BEST LAP TIME : 1:51.543		DIFFERENCE : 0.344			
LAP	SECTOR 1	SECTOR 2	SECTOR 3	LAP TIME	MPH	DIFF	TIME OF DAY
1 -		50.316	26.084	1:58.114	74.16	6.571	16:23:57.584
2 -	34.885	50.591	26.335	1:51.811 (3)	78.34	0.268	16:25:49.395
3 -	35.172	51.093	26.249	1:52.514	77.85	0.971	16:27:41.909
4 -	34.818	50.759	26.068	1:51.645 (2)	78.46	0.102	16:29:33.554
5 -	34.815	50.337	26.391	1:51.543 (1)	78.53		16:31:25.097
6 -	34.960	50.962	26.519	1:52.441	77.90	0.898	16:33:17.538

P20 60 GP		Daniel GOUGH		Yamaha TZ 250 - Kieran Lewis/G Force Mc			
IDEAL LAP TIME : 1:50.472		BEST LAP TIME : 1:50.869		DIFFERENCE : 0.397			
LAP	SECTOR 1	SECTOR 2	SECTOR 3	LAP TIME	MPH	DIFF	TIME OF DAY
1 -		50.128	26.091	1:58.586	73.86	7.717	16:23:58.056
2 -	35.632	50.487	26.208	1:52.327 (3)	77.98	1.458	16:25:50.383
3 -	35.199	50.993	26.302	1:52.494	77.86	1.625	16:27:42.877
4 -	34.759	51.855	26.327	1:52.941	77.56	2.072	16:29:35.818
5 -	34.944	49.945	26.700	1:51.589 (2)	78.50	0.720	16:31:27.407
6 -	35.001	49.622	26.246	1:50.869 (1)	79.01		16:33:18.276

P21 577		Richard BUCKHAM		Kawasaki NINJA 300 -			
IDEAL LAP TIME :		BEST LAP TIME : 1:58.573		DIFFERENCE :			
LAP	SECTOR 1	SECTOR 2	SECTOR 3	LAP TIME	MPH	DIFF	TIME OF DAY
1 -				2:07.110	68.91	8.537	16:24:06.580
2 -				1:59.902	73.05	1.329	16:26:06.482
3 -				1:58.621 (2)	73.84	0.048	16:28:05.103
4 -				1:59.352	73.39	0.779	16:30:04.455
5 -				1:58.964 (3)	73.63	0.391	16:32:03.419
6 -				1:58.573 (1)	73.87		16:34:01.992

P22 156 R		Jack WOLFF		Kawasaki NINJA 300 -			
IDEAL LAP TIME : 1:57.562		BEST LAP TIME : 1:59.372		DIFFERENCE : 1.810			
LAP	SECTOR 1	SECTOR 2	SECTOR 3	LAP TIME	MPH	DIFF	TIME OF DAY
1 -		52.683	28.304	2:05.510	69.79	6.138	16:24:04.980
2 -	36.682	54.766	28.617	2:00.065	72.95	0.693	16:26:05.045
3 -	37.014	54.624	28.388	2:00.026 (3)	72.98	0.654	16:28:05.071
4 -	37.109	53.994	28.497	1:59.600 (2)	73.24	0.228	16:30:04.671
5 -	36.652	54.493	28.227	1:59.372 (1)	73.38		16:32:04.043

BMCRC - MRO Championships 2022 - Rnd 6 @ Brands Hatch GP

EDlasia Formula 400 & Blue Haze GP

RACE 13 - BEST SECTORS

SECTOR 1			SECTOR 2			SECTOR 3			IDEAL / BEST COMPARISON						
POS	NO	NAME	TIME	NO	NAME	TIME	NO	NAME	TIME	POS	NO	NAME	IDEAL	BEST	DIFF
													PERFECT LAP	1:38.464	
1	117	HALL	30.934	117	HALL	44.244	117	HALL	23.286	1	117	HALL	1:38.464	1:38.689	0.225
2	26	WAINWRIGHT	31.143	30	MACKMAN	44.541	7	DUNN	23.508	2	30	MACKMAN	1:39.479	1:39.627	0.148
3	30	MACKMAN	31.222	26	WAINWRIGHT	44.563	30	MACKMAN	23.716	3	26	WAINWRIGHT	1:39.535	1:39.637	0.102
4	7	DUNN	31.240	7	DUNN	44.846	26	WAINWRIGHT	23.829	4	7	DUNN	1:39.594	1:39.633	0.039
5	1	SEATH	31.896	48	WELSH	45.351	48	WELSH	24.084	5	48	WELSH	1:41.348	1:41.613	0.265
6	48	WELSH	31.913	1	SEATH	45.620	3	BARRETT	24.247	6	1	SEATH	1:41.890	1:41.890	0.000
7	27	HAYWARD	32.693	69	HARVIEK	46.386	1	SEATH	24.374	7	69	HARVIEK	1:43.831	1:44.179	0.348
8	69	HARVIEK	32.749	3	BARRETT	46.961	119	STANFORD	24.647	8	3	BARRETT	1:44.236	1:44.568	0.332
9	25	SMITH	32.978	119	STANFORD	47.057	69	HARVIEK	24.696	9	119	STANFORD	1:44.924	1:45.576	0.652
10	53	WHITING	32.998	27	HAYWARD	47.082	25	SMITH	24.819	10	53	WHITING	1:44.929	1:45.357	0.428
11	17	HIRST	33.013	53	WHITING	47.095	53	WHITING	24.836	11	27	HAYWARD	1:44.961	1:45.200	0.239
12	3	BARRETT	33.028	222	EPPS	47.406	222	EPPS	25.050	12	25	SMITH	1:45.287	1:45.643	0.356
13	151	SMITH	33.147	25	SMITH	47.490	27	HAYWARD	25.186	13	222	EPPS	1:45.883	1:46.111	0.228
14	119	STANFORD	33.220	151	SMITH	47.882	151	SMITH	25.205	14	151	SMITH	1:46.234	1:46.776	0.542
15	222	EPPS	33.427	17	HIRST	48.832	88	PRINOS	25.415	15	17	HIRST	1:47.699	1:48.013	0.314
16	15	DAWE	34.545	15	DAWE	48.997	77	GLASGOW	25.543	16	15	DAWE	1:49.149	1:49.274	0.125
17	77	GLASGOW	34.602	88	PRINOS	49.020	15	DAWE	25.607	17	77	GLASGOW	1:49.280	1:50.014	0.734
18	60	GOUGH	34.759	77	GLASGOW	49.135	17	HIRST	25.854	18	88	PRINOS	1:49.467	1:50.363	0.896
19	24	GODZISZ	34.815	60	GOUGH	49.622	24	GODZISZ	26.068	19	60	GOUGH	1:50.472	1:50.869	0.397
20	88	PRINOS	35.032	24	GODZISZ	50.316	60	GOUGH	26.091	20	24	GODZISZ	1:51.199	1:51.543	0.344
21	156	WOLFF	36.652	156	WOLFF	52.683	156	WOLFF	28.227	21	156	WOLFF	1:57.562	1:59.372	1.810
22				110	HAIGH	1:00.799				22	577	BUCKHAM		1:58.573	
23															
24															

BMCRC - MRO Championships 2022 - Rnd 6 @ Brands Hatch GP

EDlasia Formula 400 & Blue Haze GP

RACE 13 - STATISTICS

Competitors Started 23
Planned Start 2022-07-16 @ 16:20:00.000
Actual Start 2022-07-16 @ 16:21:59.469
Finish Time 2022-07-16 @ 16:32:04.042
Track Length 2.4332mi.
Total Laps 131
Total Distance Covered 318.7609mi.

Session Fastest Lap History

NO	CL	NAME	LAP TIME	TIME OF DAY	LAP	VEHICLE
117	GP	Stuart HALL	1:38.689	16:25:22.043	2	Yamaha TZ250

Session Leader History

NO	CL	NAME	FROM LAP	LAPS LED	DISTANCE	VEHICLE
117	GP	Stuart HALL	1	6	14.59 miles	Yamaha TZ250

Flag History

TYPE	TIME OF DAY
GREEN	16:21:59.469
FINISH	16:32:04.042

Flag Statistics

TYPE	COUNT	TOTAL LAPS	TOTAL TIME
Green	1	6	12:43.511
Red	0	0	0.000
Safety Car	0	0	0.000
FCY	0	0	0.000

BMCRC - MRO Championships 2022 - Rnd 6 @ Brands Hatch GP

EDlasia Formula 400 & Blue Haze GP

RACE 13 - STATISTICS

CLASS :

4 Starters

Fastest Lap History

NO	NAME	LAP TIME	TIME OF DAY	LAP	VEHICLE
48	Richie WELSH	1:42.168	16:25:28.786	2	Yamaha FZR 400 RRSP
48	Richie WELSH	1:41.613	16:27:10.399	3	Yamaha FZR 400 RRSP

Leader History

NO	NAME	FROM LAP	LAPS LED	DISTANCE	VEHICLE
48	Richie WELSH	1	6	14.59 miles	Yamaha FZR 400 RRSP

BMCRC - MRO Championships 2022 - Rnd 6 @ Brands Hatch GP

EDlasia Formula 400 & Blue Haze GP

RACE 13 - STATISTICS

CLASS : R

1 Starters

Fastest Lap History

NO	NAME	LAP TIME	TIME OF DAY	LAP	VEHICLE
156	Jack WOLFF	2:00.065	16:26:05.078	2	Kawasaki NINJA 300
156	Jack WOLFF	2:00.026	16:28:05.103	3	Kawasaki NINJA 300
156	Jack WOLFF	1:59.600	16:30:04.703	4	Kawasaki NINJA 300
156	Jack WOLFF	1:59.372	16:32:04.074	5	Kawasaki NINJA 300

Leader History

NO	NAME	FROM LAP	LAPS LED	DISTANCE	VEHICLE
156	Jack WOLFF	1	5	12.16 miles	Kawasaki NINJA 300

BMCRC - MRO Championships 2022 - Rnd 6 @ Brands Hatch GP

EDlasia Formula 400 & Blue Haze GP

RACE 13 - STATISTICS

CLASS : S

6 Starters

Fastest Lap History

NO	NAME	LAP TIME	TIME OF DAY	LAP	VEHICLE
27	Richard HAYWARD	1:46.121	16:25:38.538	2	Yamaha TZR
27	Richard HAYWARD	1:45.814	16:27:24.352	3	Yamaha TZR
27	Richard HAYWARD	1:45.448	16:29:09.801	4	Yamaha TZR
27	Richard HAYWARD	1:45.200	16:30:55.000	5	Yamaha TZR

Leader History

NO	NAME	FROM LAP	LAPS LED	DISTANCE	VEHICLE
222	Matthew EPPS	1	1	2.43 miles	Kawasaki ZXR400
27	Richard HAYWARD	2	5	12.16 miles	Yamaha TZR

BMCRC - MRO Championships 2022 - Rnd 6 @ Brands Hatch GP

EDlasia Formula 400 & Blue Haze GP

RACE 13 - STATISTICS

CLASS : S/R

1 Starters

Fastest Lap History

NO	NAME	LAP TIME	TIME OF DAY	LAP	VEHICLE
25	Haydon SMITH	1:45.910	16:25:36.919	2	Kawasaki ZXR400
25	Haydon SMITH	1:45.801	16:27:22.730	3	Kawasaki ZXR400
25	Haydon SMITH	1:45.643	16:29:08.374	4	Kawasaki ZXR400

Leader History

NO	NAME	FROM LAP	LAPS LED	DISTANCE	VEHICLE
25	Haydon SMITH	1	6	14.59 miles	Kawasaki ZXR400

BMCRC - MRO Championships 2022 - Rnd 6 @ Brands Hatch GP

EDlasia Formula 400 & Blue Haze GP

RACE 13 - STATISTICS

CLASS : GP

11 Starters

Fastest Lap History

NO	NAME	LAP TIME	TIME OF DAY	LAP	VEHICLE
117	Stuart HALL	1:38.689	16:25:22.043	2	Yamaha TZ250

Leader History

NO	NAME	FROM LAP	LAPS LED	DISTANCE	VEHICLE
117	Stuart HALL	1	6	14.59 miles	Yamaha TZ250

BMCRC - MRO Championships 2022 - Rnd 6 @ Brands Hatch GP



EDlasia Formula 400 & Blue Haze GP



RACE 3 - GRID (7 Laps)

ROW 10	30 681 Liam ARMITAGE	29 97 Nicholas TAIG	28 85 James ROBINSON
ROW 9	27 73 Colvin TURNER	26 56 Phil MARSH	25 65 Andrew MOXON
ROW 8	24 33 Carl JOHNSTONE	23 110 Mark HAIGH	22 156 Jack WOLFF 1:59.372
ROW 7	21 577 Richard BUCKHAM 1:58.573	20 24 Harley GODZISZ 1:51.543	19 60 Daniel GOUGH 1:50.869
ROW 6	18 88 George PRINOS 1:50.363	17 77 Andrew GLASGOW 1:50.014	16 15 Julian DAWE 1:49.274
ROW 5	15 17 Sam HIRST 1:48.013	14 151 Nick SMITH 1:46.776	13 222 Matthew EPPS 1:46.111
ROW 4	12 25 Haydon SMITH 1:45.643	11 119 Ian STANFORD 1:45.576	10 53 Mark WHITING 1:45.357
ROW 3	9 27 Richard HAYWARD 1:45.200	8 3 Tom BARRETT 1:44.568	7 69 Dave HARVIEK 1:44.179
ROW 2	6 1 James SEATH 1:41.890	5 48 Richie WELSH 1:41.613	4 26 Josh WAINWRIGHT 1:39.637
ROW 1	3 7 Bruce DUNN 1:39.633	2 30 Ian MACKMAN 1:39.627	1 117 Stuart HALL 1:38.689
Pole			

Brands Hatch GP: 2.4332 miles

These results are provisional until the conclusion of any judicial and technical matters.

Clerk Of Course :	Stewards :	Timekeeper : <i>Craig Smith</i>
-------------------	------------	------------------------------------

Results can be found at www.tsl-timing.com

Printed - 16:38 Saturday, 16 July 2022



BMCRC - MRO Championships 2022 - Rnd 6 @ Brands Hatch GP

EDlasia Formula 400 & Blue Haze GP

RACE 3 - CLASSIFICATION



POS	NO	CL	PIC NAME	ENTRY	LAPS	TIME	GAP	DIFF	MPH	BEST	ON
1	117	GP	1 Stuart HALL	Yamaha TZ250 -	7	11:31.807			88.63	1:37.202	2
2	26	GP	2 Josh WAINWRIGHT	Yamaha TZ250 - JW MOT Centre	7	11:42.196	10.389	10.389	87.32	1:38.867	5
3	7	GP	3 Bruce DUNN	Yamaha TZ250 - Bilstein UK	7	11:45.437	13.630	3.241	86.92	1:39.343	6
4	30	GP	4 Ian MACKMAN	Yamaha TZ250 - 2 Machs Motorcycles	7	11:45.548	13.741	0.111	86.90	1:38.924	6
5	48		1 Richie WELSH	Yamaha FZR 400 RRSP - EDEN'S BABY EXPERIE	7	11:48.433	16.626	2.885	86.55	1:39.679	5
6	1		2 James SEATH	Kawasaki ZXR400 L9 - Ovenden Earthmoving	7	12:01.250	29.443	12.817	85.01	1:40.902	3
7	65		3 Andrew MOXON	Honda VFR 400 NC30 - Vanguard motorsport Uckfi	7	12:10.854	39.047	9.604	83.90	1:42.515	4
8	119	GP	5 Ian STANFORD	Honda RS 250 - N and J Stanford Suspended Ceilin	7	12:12.486	40.679	1.632	83.71	1:43.367	6
9	53	GP	6 Mark WHITING	Yamaha TZ250 - Mark whiting	7	12:12.905	41.098	0.419	83.66	1:42.949	6
10	22	GP	7 Rik BALLERINI	Yamaha TZ 250 -	7	12:18.332	46.525	5.427	83.05	1:42.672	4
11	3	GP	8 Tom BARRETT	Honda RS250 - The Two Stroke Workshop	7	12:20.118	48.311	1.786	82.85	1:43.254	3
12	69	GP	9 Dave HARVIEK	Yamaha TZ250 4DP - HVK Performance Ltd	7	12:20.212	48.405	0.094	82.83	1:44.047	5
13	25	S/R	1 Haydon SMITH	Kawasaki ZXR400 - HI-Precision Engineering Ltd	7	12:20.442	48.635	0.230	82.81	1:43.623	6
14	151	S	1 Nick SMITH	Kawasaki KR-1S - HI-Precision Engineering Ltd	7	12:29.614	57.807	9.172	81.80	1:45.076	4
15	27	S	2 Richard HAYWARD	Yamaha TZR - Hazel Motors/ Gforce	7	12:41.204	1:09.397	11.590	80.55	1:46.954	2
16	77	GP	10 Andrew GLASGOW	Yamaha TZ250 5KE - Hiab service (hw) ltd	7	12:42.565	1:10.758	1.361	80.41	1:46.780	4
17	17		4 Sam HIRST	Kawasaki NINJA - Valley Racing	7	12:46.967	1:15.160	4.402	79.94	1:46.909	5
18	15	S	3 Julian DAWE	Honda RVF400 - EM Acoustics	7	12:50.656	1:18.849	3.689	79.56	1:48.437	4
19	88	GP	11 George PRINOS	Yamaha TZ250 - KAPPA PLANNING LTD	7	12:55.080	1:23.273	4.424	79.11	1:48.061	2
20	60	GP	12 Daniel GOUGH	Yamaha TZ 250 - Kieran Lewis/G Force Mc	7	13:01.877	1:30.070	6.797	78.42	1:49.670	7
21	24	S	4 Harley GODZISZ	Honda NC30 - Rangi's Brasso & Top Knots	7	13:09.463	1:37.656	7.586	77.67	1:50.948	7
22	44		5 Sam GREEN	Kawasaki NINJA 300 -	7	13:11.713	1:39.906	2.250	77.45	1:49.967	2

NOT CLASSIFIED

DNF	156	R	Jack WOLFF	Kawasaki NINJA 300 -	4	7:56.482	3 Laps	3 Laps	73.53	1:56.967	2
DNF	73	S	Colvin TURNER	Yamaha TZR250 -	0						
DQ	222	S	Matthew EPPS	Kawasaki ZXR400 - M.E Vehicle Repairs							

FASTEST LAP

117	GP	Stuart HALL	Yamaha TZ250 -	2	1:37.202	90.11 mph	145.03 kph
48		Richie WELSH	Yamaha FZR 400 RRSP - EDEN'S BABY EXPERIE	5	1:39.679	87.88 mph	141.42 kph
25	S/R	Haydon SMITH	Kawasaki ZXR400 - HI-Precision Engineering Ltd	6	1:43.623	84.53 mph	136.04 kph
151	S	Nick SMITH	Kawasaki KR-1S - HI-Precision Engineering Ltd	4	1:45.076	83.36 mph	134.16 kph
156	R	Jack WOLFF	Kawasaki NINJA 300 -	2	1:56.967	74.89 mph	120.52 kph

Bike 222 - Disqualified for failing post race technical inspection

Class GP - 92.5% of Race Speed = 81.98 mph

Class - 92.5% of Race Speed = 80.05 mph

Class S/R - 92.5% of Race Speed = 76.59 mph

Class S - 92.5% of Race Speed = 75.66 mph

Weather / Track : Sunny / Dry

These results are provisional until the conclusion of any judicial and technical matters.

Race Distance: 7 Laps / 17.03 miles

Brands Hatch GP: 2.4332 miles

Date: 17/07/2022 Start: 10:59 Finish: 11:10

Clerk Of Course :	Stewards :	Timekeeper : <i>Craig Smith</i>
-------------------	------------	------------------------------------

Results can be found at www.tsl-timing.com

Printed - 11:32 Sunday, 17 July 2022



BMCRC - MRO Championships 2022 - Rnd 6 @ Brands Hatch GP

EDlasia Formula 400 & Blue Haze GP

RACE 3 - LAP CHART

LAP 1 @ 11:00:45.546

NO	BEHIND	LAP TIME
117		1:42.915
26	2.565	1:45.480
30	3.476	1:46.391
7	3.955	1:46.870
1	4.096	1:47.011
48	4.482	1:47.397
53	6.920	1:49.835
119	7.551	1:50.466
27	9.447	1:52.362
25	9.625	1:52.540
222	9.689	1:52.604
3	9.858	1:52.773
69	10.156	1:53.071
65	10.310	1:53.225
151	12.122	1:55.037
15	12.928	1:55.843
77	13.979	1:56.894
22	14.423	1:57.338
24	15.879	1:58.794
88	16.166	1:59.081
17	16.652	1:59.567
60	17.033	1:59.948
44	19.260	2:02.175
156	21.477	2:04.392

LAP 2 @ 11:02:22.748

NO	BEHIND	LAP TIME
117		1:37.202
26	4.868	1:39.505
30	6.022	1:39.748
7	6.374	1:39.621
48	7.296	1:40.016
1	8.741	1:41.847
53	13.847	1:44.129
119	13.949	1:43.600
65	15.851	1:42.743
3	17.390	1:44.734
25	17.799	1:45.376
69	18.486	1:45.532
222	19.084	1:46.597
27	19.199	1:46.954
151	20.922	1:46.002
22	21.942	1:44.721
15	24.745	1:49.019
77	24.967	1:48.190
88	27.025	1:48.061
60	29.575	1:49.744
24	29.645	1:50.968
17	29.974	1:50.524
44	32.025	1:49.967
156	41.242	1:56.967

LAP 3 @ 11:03:59.988

NO	BEHIND	LAP TIME
117		1:37.240
26	6.729	1:39.101
30	8.167	1:39.385
7	9.269	1:40.135
48	10.619	1:40.563
1	12.403	1:40.902
119	20.589	1:43.880
53	21.502	1:44.895

65	21.744	1:43.133
3	23.404	1:43.254
69	25.504	1:44.258
25	25.605	1:45.046
222	28.374	1:46.530
22	28.645	1:43.943
151	29.803	1:46.121
27	29.888	1:47.929
77	36.372	1:48.645
15	37.056	1:49.551
88	39.065	1:49.280
17	40.833	1:48.099
60	42.620	1:50.285
24	45.113	1:52.708
44	45.639	1:50.854
156	1:01.401	1:57.399

LAP 4 @ 11:05:37.894

NO	BEHIND	LAP TIME
117		1:37.906
26	8.130	1:39.307
7	11.290	1:39.927
30	11.808	1:41.547
48	12.422	1:39.709
1	15.601	1:41.104
119	26.134	1:43.451
65	26.353	1:42.515
53	27.204	1:43.608
3	29.289	1:43.791
69	32.213	1:44.615
25	32.613	1:44.914
22	33.411	1:42.672
222	36.770	1:46.302
151	36.973	1:45.076
27	39.407	1:47.425
77	45.246	1:46.780
15	47.587	1:48.437
88	49.690	1:48.531
17	50.328	1:47.401
60	55.682	1:50.968
24	59.290	1:52.083
44	1:00.271	1:52.538
156	1:21.219	1:57.724

LAP 5 @ 11:07:16.454

NO	BEHIND	LAP TIME
117		1:38.560
26	8.437	1:38.867
7	12.763	1:40.033
48	13.541	1:39.679
30	13.590	1:40.342
1	18.115	1:41.074
65	30.762	1:42.969
119	31.733	1:44.159
53	32.721	1:44.077
3	35.248	1:44.519
69	37.700	1:44.047
22	38.668	1:43.817
25	38.864	1:44.811
222	44.266	1:46.056
151	44.441	1:46.028
27	49.384	1:48.537
77	53.792	1:47.106
15	58.061	1:49.034
17	58.677	1:46.909

88	1:00.526	1:49.396
60	1:07.731	1:50.609
24	1:12.318	1:51.588
44	1:13.785	1:52.074

LAP 6 @ 11:08:55.034

NO	BEHIND	LAP TIME
117		1:38.580
26	9.229	1:39.372
7	13.526	1:39.343
30	13.934	1:38.924
48	15.509	1:40.548
1	21.111	1:41.576
65	34.733	1:42.551
119	36.520	1:43.367
53	37.090	1:42.949
3	41.678	1:45.010
22	43.208	1:43.120
69	43.337	1:44.217
25	43.907	1:43.623
222	51.155	1:45.469
151	51.251	1:45.390
27	59.709	1:48.905
77	1:02.667	1:47.455
17	1:07.392	1:47.295
15	1:08.787	1:49.306
88	1:12.011	1:50.065
60	1:19.804	1:50.653
24	1:26.112	1:52.374
44	1:28.140	1:52.935

LAP 7 @ 11:10:34.438

NO	BEHIND	LAP TIME
117		1:39.404
26	10.389	1:40.564
7	13.630	1:39.508
30	13.741	1:39.211
48	16.626	1:40.521
1	29.443	1:47.736
65	39.047	1:43.718
119	40.679	1:43.563
53	41.098	1:43.412
22	46.525	1:42.721
3	48.311	1:46.037
69	48.405	1:44.472
25	48.635	1:44.132
222	56.760	1:45.009
151	57.807	1:45.960
27	1:09.397	1:49.092
77	1:10.758	1:47.495
17	1:15.160	1:47.172
15	1:18.849	1:49.466
88	1:23.273	1:50.666
60	1:30.070	1:49.670
24	1:37.656	1:50.948
44	1:39.906	1:51.170

BMCRC - MRO Championships 2022 - Rnd 6 @ Brands Hatch GP

EDlasia Formula 400 & Blue Haze GP

RACE 3 - SECTOR ANALYSIS



SECTOR 1 = FL to I1, SECTOR 2 = I1 to I2, SECTOR 3 = I2 to FL, DIFF = Difference To Personal Best Lap, P = Crossed Finish Line in Pit Lane, D = Time Disallowed

P1 117 GP		Stuart HALL		Yamaha TZ250 -			
IDEAL LAP TIME : 1:37.135		BEST LAP TIME : 1:37.202		DIFFERENCE : 0.067			
LAP	SECTOR 1	SECTOR 2	SECTOR 3	LAP TIME	MPH	DIFF	TIME OF DAY
1 -		43.832	23.031	1:42.915	85.11	5.713	11:00:45.546
2 -	30.511	43.695	22.996	1:37.202 (1)	90.11		11:02:22.748
3 -	30.579	43.628	23.033	1:37.240 (2)	90.08	0.038	11:03:59.988
4 -	30.878	43.984	23.044	1:37.906 (3)	89.47	0.704	11:05:37.894
5 -	30.921	44.327	23.312	1:38.560	88.87	1.358	11:07:16.454
6 -	31.104	44.173	23.303	1:38.580	88.86	1.378	11:08:55.034
7 -	31.177	44.735	23.492	1:39.404	88.12	2.202	11:10:34.438

P2 26 GP		Josh WAINWRIGHT		Yamaha TZ250 - JW MOT Centre			
IDEAL LAP TIME : 1:38.694		BEST LAP TIME : 1:38.867		DIFFERENCE : 0.173			
LAP	SECTOR 1	SECTOR 2	SECTOR 3	LAP TIME	MPH	DIFF	TIME OF DAY
1 -		44.826	23.546	1:45.480	83.04	6.613	11:00:48.111
2 -	31.405	44.724	23.376	1:39.505	88.03	0.638	11:02:27.616
3 -	30.957	44.598	23.546	1:39.101 (2)	88.39	0.234	11:04:06.717
4 -	31.140	44.765	23.402	1:39.307 (3)	88.20	0.440	11:05:46.024
5 -	31.100	44.361	23.406	1:38.867 (1)	88.60		11:07:24.891
6 -	31.237	44.375	23.760	1:39.372	88.15	0.505	11:09:04.263
7 -	31.256	45.028	24.280	1:40.564	87.10	1.697	11:10:44.827

P3 7 GP		Bruce DUNN		Yamaha TZ250 - Bilstein UK			
IDEAL LAP TIME : 1:38.897		BEST LAP TIME : 1:39.343		DIFFERENCE : 0.446			
LAP	SECTOR 1	SECTOR 2	SECTOR 3	LAP TIME	MPH	DIFF	TIME OF DAY
1 -		45.735	23.545	1:46.870	81.96	7.527	11:00:49.501
2 -	31.784	44.670	23.167	1:39.621 (3)	87.93	0.278	11:02:29.122
3 -	31.694	44.917	23.524	1:40.135	87.48	0.792	11:04:09.257
4 -	31.596	44.894	23.437	1:39.927	87.66	0.584	11:05:49.184
5 -	31.765	44.908	23.360	1:40.033	87.56	0.690	11:07:29.217
6 -	31.363	44.484	23.496	1:39.343 (1)	88.17		11:09:08.560
7 -	31.409	44.367	23.732	1:39.508 (2)	88.03	0.165	11:10:48.068

P4 30 GP		Ian MACKMAN		Yamaha TZ250 - 2 Machs Motorcycles			
IDEAL LAP TIME : 1:38.519		BEST LAP TIME : 1:38.924		DIFFERENCE : 0.405			
LAP	SECTOR 1	SECTOR 2	SECTOR 3	LAP TIME	MPH	DIFF	TIME OF DAY
1 -		45.334	23.685	1:46.391	82.33	7.467	11:00:49.022
2 -	31.497	44.742	23.509	1:39.748	87.81	0.824	11:02:28.770
3 -	31.251	44.624	23.510	1:39.385 (3)	88.14	0.461	11:04:08.155
4 -	31.235	46.480	23.832	1:41.547	86.26	2.623	11:05:49.702
5 -	31.634	44.632	24.076	1:40.342	87.29	1.418	11:07:30.044
6 -	31.030	43.980	23.914	1:38.924 (1)	88.55		11:09:08.968
7 -	31.224	44.139	23.848	1:39.211 (2)	88.29	0.287	11:10:48.179

P5 48		Richie WELSH		Yamaha FZR 400 RRRP - EDEN'S BABY EXPERIENCES/ PETI			
IDEAL LAP TIME : 1:39.403		BEST LAP TIME : 1:39.679		DIFFERENCE : 0.276			
LAP	SECTOR 1	SECTOR 2	SECTOR 3	LAP TIME	MPH	DIFF	TIME OF DAY
1 -		45.493	23.885	1:47.397	81.56	7.718	11:00:50.028
2 -	31.586	44.742	23.688	1:40.016 (3)	87.58	0.337	11:02:30.044
3 -	31.754	44.823	23.986	1:40.563	87.10	0.884	11:04:10.607
4 -	31.602	44.542	23.565	1:39.709 (2)	87.85	0.030	11:05:50.316
5 -	31.296	44.574	23.809	1:39.679 (1)	87.88		11:07:29.995
6 -	31.478	45.219	23.851	1:40.548	87.12	0.869	11:09:10.543
7 -	31.712	44.939	23.870	1:40.521	87.14	0.842	11:10:51.064

BMCRC - MRO Championships 2022 - Rnd 6 @ Brands Hatch GP

EDlasia Formula 400 & Blue Haze GP

RACE 3 - SECTOR ANALYSIS



SECTOR 1 = FL to I1, SECTOR 2 = I1 to I2, SECTOR 3 = I2 to FL, DIFF = Difference To Personal Best Lap, P = Crossed Finish Line in Pit Lane, D = Time Disallowed

P6		1		James SEATH		Kawasaki ZXR400 L9 - Ovenden Earthmoving	
IDEAL LAP TIME : 1:40.479		BEST LAP TIME : 1:40.902		DIFFERENCE : 0.423			
LAP	SECTOR 1	SECTOR 2	SECTOR 3	LAP TIME	MPH	DIFF	TIME OF DAY
1 -		46.068	24.094	1:47.011	81.85	6.109	11:00:49.642
2 -	32.545	45.106	24.196	1:41.847	86.00	0.945	11:02:31.489
3 -	31.793	44.902	24.207	1:40.902 (1)	86.81		11:04:12.391
4 -	31.595	45.515	23.994	1:41.104 (3)	86.64	0.202	11:05:53.495
5 -	31.737	45.132	24.205	1:41.074 (2)	86.66	0.172	11:07:34.569
6 -	31.583	45.803	24.190	1:41.576	86.23	0.674	11:09:16.145
7 -	32.422	47.567	27.747	1:47.736	81.30	6.834	11:11:03.881

P7		65		Andrew MOXON		Honda VFR 400 NC30 - Vanguard motorsport Uckfield + DART I	
IDEAL LAP TIME : 1:41.946		BEST LAP TIME : 1:42.515		DIFFERENCE : 0.569			
LAP	SECTOR 1	SECTOR 2	SECTOR 3	LAP TIME	MPH	DIFF	TIME OF DAY
1 -		47.190	25.016	1:53.225	77.36	10.710	11:00:55.856
2 -	32.519	45.859	24.365	1:42.743 (3)	85.25	0.228	11:02:38.599
3 -	32.466	45.611	25.056	1:43.133	84.93	0.618	11:04:21.732
4 -	31.983	45.932	24.600	1:42.515 (1)	85.44		11:06:04.247
5 -	32.909	45.621	24.439	1:42.969	85.07	0.454	11:07:47.216
6 -	32.444	45.598	24.509	1:42.551 (2)	85.41	0.036	11:09:29.767
7 -	32.532	46.532	24.654	1:43.718	84.45	1.203	11:11:13.485

P8		119 GP		Ian STANFORD		Honda RS 250 - N and J Stanford Suspended Ceilings and Parti	
IDEAL LAP TIME : 1:42.990		BEST LAP TIME : 1:43.367		DIFFERENCE : 0.377			
LAP	SECTOR 1	SECTOR 2	SECTOR 3	LAP TIME	MPH	DIFF	TIME OF DAY
1 -		46.545	24.332	1:50.466	79.29	7.099	11:00:53.097
2 -	32.766	46.436	24.398	1:43.600	84.55	0.233	11:02:36.697
3 -	32.742	46.469	24.669	1:43.880	84.32	0.513	11:04:20.577
4 -	32.502	46.395	24.554	1:43.451 (2)	84.67	0.084	11:06:04.028
5 -	33.257	46.510	24.392	1:44.159	84.10	0.792	11:07:48.187
6 -	32.866	46.156	24.345	1:43.367 (1)	84.74		11:09:31.554
7 -	32.761	46.345	24.457	1:43.563 (3)	84.58	0.196	11:11:15.117

P9		53 GP		Mark WHITING		Yamaha TZ250 - Mark whiting	
IDEAL LAP TIME : 1:42.481		BEST LAP TIME : 1:42.949		DIFFERENCE : 0.468			
LAP	SECTOR 1	SECTOR 2	SECTOR 3	LAP TIME	MPH	DIFF	TIME OF DAY
1 -		46.587	24.461	1:49.835	79.75	6.886	11:00:52.466
2 -	32.941	46.453	24.735	1:44.129	84.12	1.180	11:02:36.595
3 -	33.058	46.650	25.187	1:44.895	83.51	1.946	11:04:21.490
4 -	32.732	45.796	25.080	1:43.608 (3)	84.54	0.659	11:06:05.098
5 -	32.468	46.525	25.084	1:44.077	84.16	1.128	11:07:49.175
6 -	32.522	46.085	24.342	1:42.949 (1)	85.08		11:09:32.124
7 -	32.343	46.512	24.557	1:43.412 (2)	84.70	0.463	11:11:15.536

P10		22 GP		Rik BALLERINI		Yamaha TZ 250 -	
IDEAL LAP TIME : 1:42.345		BEST LAP TIME : 1:42.672		DIFFERENCE : 0.327			
LAP	SECTOR 1	SECTOR 2	SECTOR 3	LAP TIME	MPH	DIFF	TIME OF DAY
1 -		50.209	24.425	1:57.338	74.65	14.666	11:00:59.969
2 -	33.492	46.972	24.257	1:44.721	83.64	2.049	11:02:44.690
3 -	32.204	47.350	24.389	1:43.943	84.27	1.271	11:04:28.633
4 -	32.303	46.131	24.238	1:42.672 (1)	85.31		11:06:11.305
5 -	32.787	46.692	24.338	1:43.817	84.37	1.145	11:07:55.122
6 -	32.622	46.118	24.380	1:43.120 (3)	84.94	0.448	11:09:38.242
7 -	31.989	46.245	24.487	1:42.721 (2)	85.27	0.049	11:11:20.963

BMCRC - MRO Championships 2022 - Rnd 6 @ Brands Hatch GP

EDlasia Formula 400 & Blue Haze GP

RACE 3 - SECTOR ANALYSIS



SECTOR 1 = FL to I1, SECTOR 2 = I1 to I2, SECTOR 3 = I2 to FL, DIFF = Difference To Personal Best Lap, P = Crossed Finish Line in Pit Lane, D = Time Disallowed

P11 3 GP Tom BARRETT		Honda RS250 - The Two Stroke Workshop					
IDEAL LAP TIME : 1:43.026		BEST LAP TIME : 1:43.254		DIFFERENCE : 0.228			
LAP	SECTOR 1	SECTOR 2	SECTOR 3	LAP TIME	MPH	DIFF	TIME OF DAY
1 -		47.878	25.013	1:52.773	77.67	9.519	11:00:55.404
2 -	33.335	47.083	24.316	1:44.734	83.63	1.480	11:02:40.138
3 -	32.520	46.380	24.354	1:43.254 (1)	84.83		11:04:23.392
4 -	32.898	46.767	24.126	1:43.791 (2)	84.39	0.537	11:06:07.183
5 -	32.874	47.268	24.377	1:44.519 (3)	83.81	1.265	11:07:51.702
6 -	32.972	47.521	24.517	1:45.010	83.41	1.756	11:09:36.712
7 -	32.966	48.073	24.998	1:46.037	82.61	2.783	11:11:22.749

P12 69 GP Dave HARVIEK		Yamaha TZ250 4DP - HVK Performance Ltd					
IDEAL LAP TIME : 1:43.896		BEST LAP TIME : 1:44.047		DIFFERENCE : 0.151			
LAP	SECTOR 1	SECTOR 2	SECTOR 3	LAP TIME	MPH	DIFF	TIME OF DAY
1 -		47.601	24.998	1:53.071	77.47	9.024	11:00:55.702
2 -	33.608	47.065	24.859	1:45.532	83.00	1.485	11:02:41.234
3 -	32.785	46.740	24.733	1:44.258 (3)	84.02	0.211	11:04:25.492
4 -	32.839	46.720	25.056	1:44.615	83.73	0.568	11:06:10.107
5 -	32.846	46.442	24.759	1:44.047 (1)	84.19		11:07:54.154
6 -	32.885	46.663	24.669	1:44.217 (2)	84.05	0.170	11:09:38.371
7 -	32.906	46.762	24.804	1:44.472	83.84	0.425	11:11:22.843

P13 25 S/R Haydon SMITH		Kawasaki ZXR400 - HI-Precision Engineering Ltd					
IDEAL LAP TIME : 1:43.623		BEST LAP TIME : 1:43.623		DIFFERENCE : 0.000			
LAP	SECTOR 1	SECTOR 2	SECTOR 3	LAP TIME	MPH	DIFF	TIME OF DAY
1 -		47.933	25.251	1:52.540	77.83	8.917	11:00:55.171
2 -	32.689	47.817	24.870	1:45.376	83.12	1.753	11:02:40.547
3 -	32.750	47.125	25.171	1:45.046	83.39	1.423	11:04:25.593
4 -	32.825	47.294	24.795	1:44.914	83.49	1.291	11:06:10.507
5 -	32.663	47.456	24.692	1:44.811 (3)	83.57	1.188	11:07:55.318
6 -	32.344	46.589	24.690	1:43.623 (1)	84.53		11:09:38.941
7 -	32.502	46.810	24.820	1:44.132 (2)	84.12	0.509	11:11:23.073

P14 222 S Matthew EPPS		Kawasaki ZXR400 - M.E Vehicle Repairs					
IDEAL LAP TIME : 1:45.009		BEST LAP TIME : 1:45.009		DIFFERENCE : 0.000			
LAP	SECTOR 1	SECTOR 2	SECTOR 3	LAP TIME	MPH	DIFF	TIME OF DAY
1 -		47.964	25.200	1:52.604	77.79	7.595	11:00:55.235
2 -	33.526	47.857	25.214	1:46.597	82.17	1.588	11:02:41.832
3 -	33.450	47.726	25.354	1:46.530	82.22	1.521	11:04:28.362
4 -	33.642	47.611	25.049	1:46.302	82.40	1.293	11:06:14.664
5 -	33.374	47.709	24.973	1:46.056 (3)	82.59	1.047	11:08:00.720
6 -	33.279	47.264	24.926	1:45.469 (2)	83.05	0.460	11:09:46.189
7 -	33.085	47.008	24.916	1:45.009 (1)	83.41		11:11:31.198

P15 151 S Nick SMITH		Kawasaki KR-1S - Hi-Precision Engineering Ltd					
IDEAL LAP TIME : 1:44.730		BEST LAP TIME : 1:45.076		DIFFERENCE : 0.346			
LAP	SECTOR 1	SECTOR 2	SECTOR 3	LAP TIME	MPH	DIFF	TIME OF DAY
1 -		48.835	25.167	1:55.037	76.14	9.961	11:00:57.668
2 -	33.369	47.759	24.874	1:46.002	82.63	0.926	11:02:43.670
3 -	33.061	47.874	25.186	1:46.121	82.54	1.045	11:04:29.791
4 -	32.699	47.316	25.061	1:45.076 (1)	83.36		11:06:14.867
5 -	33.390	47.830	24.808	1:46.028	82.61	0.952	11:08:00.895
6 -	33.359	47.229	24.802	1:45.390 (2)	83.11	0.314	11:09:46.285
7 -	33.731	47.307	24.922	1:45.960 (3)	82.67	0.884	11:11:32.245

BMCRC - MRO Championships 2022 - Rnd 6 @ Brands Hatch GP

EDlasia Formula 400 & Blue Haze GP

RACE 3 - SECTOR ANALYSIS



SECTOR 1 = FL to I1, SECTOR 2 = I1 to I2, SECTOR 3 = I2 to FL, DIFF = Difference To Personal Best Lap, P = Crossed Finish Line in Pit Lane, D = Time Disallowed

P16 27 S		Richard HAYWARD		Yamaha TZR - Hazel Motors/ Gforce			
IDEAL LAP TIME : 1:46.718		BEST LAP TIME : 1:46.954		DIFFERENCE : 0.236			
LAP	SECTOR 1	SECTOR 2	SECTOR 3	LAP TIME	MPH	DIFF	TIME OF DAY
1 -		47.871	25.611	1:52.362	77.96	5.408	11:00:54.993
2 -	33.301	47.806	25.847	1:46.954 (1)	81.90		11:02:41.947
3 -	34.034	48.000	25.895	1:47.929 (3)	81.16	0.975	11:04:29.876
4 -	33.324	47.980	26.121	1:47.425 (2)	81.54	0.471	11:06:17.301
5 -	33.755	48.437	26.345	1:48.537	80.70	1.583	11:08:05.838
6 -	34.302	48.475	26.128	1:48.905	80.43	1.951	11:09:54.743
7 -	34.049	48.594	26.449	1:49.092	80.29	2.138	11:11:43.835

P17 77 GP		Andrew GLASGOW		Yamaha TZ250 5KE - Hiab service (hw) ltd			
IDEAL LAP TIME : 1:46.502		BEST LAP TIME : 1:46.780		DIFFERENCE : 0.278			
LAP	SECTOR 1	SECTOR 2	SECTOR 3	LAP TIME	MPH	DIFF	TIME OF DAY
1 -		49.044	25.239	1:56.894	74.93	10.114	11:00:59.525
2 -	34.026	48.870	25.294	1:48.190	80.96	1.410	11:02:47.715
3 -	34.075	49.360	25.210	1:48.645	80.62	1.865	11:04:36.360
4 -	33.148	48.408	25.224	1:46.780 (1)	82.03		11:06:23.140
5 -	33.527	48.243	25.336	1:47.106 (2)	81.78	0.326	11:08:10.246
6 -	33.597	48.478	25.380	1:47.455 (3)	81.52	0.675	11:09:57.701
7 -	33.892	48.144	25.459	1:47.495	81.49	0.715	11:11:45.196

P18 17		Sam HIRST		Kawasaki NINJA - Valley Racing			
IDEAL LAP TIME : 1:46.646		BEST LAP TIME : 1:46.909		DIFFERENCE : 0.263			
LAP	SECTOR 1	SECTOR 2	SECTOR 3	LAP TIME	MPH	DIFF	TIME OF DAY
1 -		51.437	26.282	1:59.567	73.26	12.658	11:01:02.198
2 -	34.723	49.721	26.080	1:50.524	79.25	3.615	11:02:52.722
3 -	33.769	48.610	25.720	1:48.099	81.03	1.190	11:04:40.821
4 -	32.842	48.751	25.808	1:47.401	81.56	0.492	11:06:28.222
5 -	32.870	48.133	25.906	1:46.909 (1)	81.93		11:08:15.131
6 -	33.090	48.534	25.671	1:47.295 (3)	81.64	0.386	11:10:02.426
7 -	32.906	48.478	25.788	1:47.172 (2)	81.73	0.263	11:11:49.598

P19 15 S		Julian DAWE		Honda RVF400 - EM Acoustics			
IDEAL LAP TIME : 1:48.234		BEST LAP TIME : 1:48.437		DIFFERENCE : 0.203			
LAP	SECTOR 1	SECTOR 2	SECTOR 3	LAP TIME	MPH	DIFF	TIME OF DAY
1 -		49.044	25.354	1:55.843	75.61	7.406	11:00:58.474
2 -	34.489	49.096	25.434	1:49.019 (2)	80.35	0.582	11:02:47.493
3 -	34.326	49.856	25.369	1:49.551	79.96	1.114	11:04:37.044
4 -	34.241	48.639	25.557	1:48.437 (1)	80.78		11:06:25.481
5 -	34.580	48.812	25.642	1:49.034 (3)	80.34	0.597	11:08:14.515
6 -	34.536	49.201	25.569	1:49.306	80.14	0.869	11:10:03.821
7 -	34.970	48.979	25.517	1:49.466	80.02	1.029	11:11:53.287

P20 88 GP		George PRINOS		Yamaha TZ250 - KAPPA PLANNING LTD			
IDEAL LAP TIME : 1:47.447		BEST LAP TIME : 1:48.061		DIFFERENCE : 0.614			
LAP	SECTOR 1	SECTOR 2	SECTOR 3	LAP TIME	MPH	DIFF	TIME OF DAY
1 -		50.515	26.163	1:59.081	73.56	11.020	11:01:01.712
2 -	34.753	48.236	25.072	1:48.061 (1)	81.06		11:02:49.773
3 -	34.793	48.904	25.583	1:49.280 (3)	80.15	1.219	11:04:39.053
4 -	34.139	48.818	25.574	1:48.531 (2)	80.71	0.470	11:06:27.584
5 -	34.930	48.745	25.721	1:49.396	80.07	1.335	11:08:16.980
6 -	34.748	49.354	25.963	1:50.065	79.58	2.004	11:10:07.045
7 -	34.923	49.866	25.877	1:50.666	79.15	2.605	11:11:57.711

BMCRC - MRO Championships 2022 - Rnd 6 @ Brands Hatch GP

EDlasia Formula 400 & Blue Haze GP

RACE 3 - SECTOR ANALYSIS



SECTOR 1 = FL to I1, SECTOR 2 = I1 to I2, SECTOR 3 = I2 to FL, DIFF = Difference To Personal Best Lap, P = Crossed Finish Line in Pit Lane, D = Time Disallowed

P21 60 GP		Daniel GOUGH		Yamaha TZ 250 - Kieran Lewis/G Force Mc			
IDEAL LAP TIME : 1:49.452		BEST LAP TIME : 1:49.670		DIFFERENCE : 0.218			
LAP	SECTOR 1	SECTOR 2	SECTOR 3	LAP TIME	MPH	DIFF	TIME OF DAY
1 -		50.701	26.060	1:59.948	73.03	10.278	11:01:02.579
2 -	34.754	49.099	25.891	1:49.744 (2)	79.82	0.074	11:02:52.323
3 -	34.845	49.223	26.217	1:50.285 (3)	79.42	0.615	11:04:42.608
4 -	34.842	49.900	26.226	1:50.968	78.94	1.298	11:06:33.576
5 -	34.908	49.553	26.148	1:50.609	79.19	0.939	11:08:24.185
6 -	34.827	49.395	26.431	1:50.653	79.16	0.983	11:10:14.838
7 -	34.530	49.031	26.109	1:49.670 (1)	79.87		11:12:04.508

P22 24 S		Harley GODZISZ		Honda NC30 - Rangi's Brasso & Top Knots			
IDEAL LAP TIME : 1:50.486		BEST LAP TIME : 1:50.948		DIFFERENCE : 0.462			
LAP	SECTOR 1	SECTOR 2	SECTOR 3	LAP TIME	MPH	DIFF	TIME OF DAY
1 -		50.846	26.165	1:58.794	73.73	7.846	11:01:01.425
2 -	34.625	50.046	26.297	1:50.968 (2)	78.94	0.020	11:02:52.393
3 -	35.340	51.067	26.301	1:52.708	77.72	1.760	11:04:45.101
4 -	35.130	50.770	26.183	1:52.083	78.15	1.135	11:06:37.184
5 -	34.506	51.030	26.052	1:51.588 (3)	78.50	0.640	11:08:28.772
6 -	34.906	51.103	26.365	1:52.374	77.95	1.426	11:10:21.146
7 -	34.603	50.411	25.934	1:50.948 (1)	78.95		11:12:12.094

P23 44		Sam GREEN		Kawasaki NINJA 300 -			
IDEAL LAP TIME : 1:49.769		BEST LAP TIME : 1:49.967		DIFFERENCE : 0.198			
LAP	SECTOR 1	SECTOR 2	SECTOR 3	LAP TIME	MPH	DIFF	TIME OF DAY
1 -		51.648	26.685	2:02.175	71.69	12.208	11:01:04.806
2 -	33.985	49.685	26.297	1:49.967 (1)	79.65		11:02:54.773
3 -	33.787	50.679	26.388	1:50.854 (2)	79.02	0.887	11:04:45.627
4 -	34.883	50.818	26.837	1:52.538	77.83	2.571	11:06:38.165
5 -	34.350	50.555	27.169	1:52.074	78.16	2.107	11:08:30.239
6 -	34.962	51.196	26.777	1:52.935	77.56	2.968	11:10:23.174
7 -	34.450	49.861	26.859	1:51.170 (3)	78.79	1.203	11:12:14.344

P24 156 R		Jack WOLFF		Kawasaki NINJA 300 -			
IDEAL LAP TIME : 1:56.344		BEST LAP TIME : 1:56.967		DIFFERENCE : 0.623			
LAP	SECTOR 1	SECTOR 2	SECTOR 3	LAP TIME	MPH	DIFF	TIME OF DAY
1 -		52.749	27.663	2:04.392	70.42	7.425	11:01:07.023
2 -	36.258	53.199	27.510	1:56.967 (1)	74.89		11:03:03.990
3 -	36.279	53.473	27.647	1:57.399 (2)	74.61	0.432	11:05:01.389
4 -	36.085	53.676	27.963	1:57.724 (3)	74.40	0.757	11:06:59.113

BMCRC - MRO Championships 2022 - Rnd 6 @ Brands Hatch GP

EDlasia Formula 400 & Blue Haze GP

RACE 3 - BEST SECTORS

SECTOR 1			SECTOR 2			SECTOR 3			IDEAL / BEST COMPARISON						
POS	NO	NAME	TIME	NO	NAME	TIME	NO	NAME	TIME	POS	NO	NAME	IDEAL	BEST	DIFF
													PERFECT LAP	1:37.135	
1	117	HALL	30.511	117	HALL	43.628	117	HALL	22.996	1	117	HALL	1:37.135	1:37.202	0.067
2	26	WAINWRIGHT	30.957	30	MACKMAN	43.980	7	DUNN	23.167	2	30	MACKMAN	1:38.519	1:38.924	0.405
3	30	MACKMAN	31.030	26	WAINWRIGHT	44.361	26	WAINWRIGHT	23.376	3	26	WAINWRIGHT	1:38.694	1:38.867	0.173
4	48	WELSH	31.296	7	DUNN	44.367	30	MACKMAN	23.509	4	7	DUNN	1:38.897	1:39.343	0.446
5	7	DUNN	31.363	48	WELSH	44.542	48	WELSH	23.565	5	48	WELSH	1:39.403	1:39.679	0.276
6	1	SEATH	31.583	1	SEATH	44.902	1	SEATH	23.994	6	1	SEATH	1:40.479	1:40.902	0.423
7	65	MOXON	31.983	65	MOXON	45.598	3	BARRETT	24.126	7	65	MOXON	1:41.946	1:42.515	0.569
8	22	BALLERINI	31.989	53	WHITING	45.796	22	BALLERINI	24.238	8	22	BALLERINI	1:42.345	1:42.672	0.327
9	53	WHITING	32.343	22	BALLERINI	46.118	119	STANFORD	24.332	9	53	WHITING	1:42.481	1:42.949	0.468
10	25	SMITH	32.344	119	STANFORD	46.156	53	WHITING	24.342	10	119	STANFORD	1:42.990	1:43.367	0.377
11	119	STANFORD	32.502	3	BARRETT	46.380	65	MOXON	24.365	11	3	BARRETT	1:43.026	1:43.254	0.228
12	3	BARRETT	32.520	69	HARVIEK	46.442	69	HARVIEK	24.669	12	25	SMITH	1:43.623	1:43.623	0.000
13	151	SMITH	32.699	25	SMITH	46.589	25	SMITH	24.690	13	69	HARVIEK	1:43.896	1:44.047	0.151
14	69	HARVIEK	32.785	222	EPPS	47.008	151	SMITH	24.802	14	151	SMITH	1:44.730	1:45.076	0.346
15	17	HIRST	32.842	151	SMITH	47.229	222	EPPS	24.916	15	222	EPPS	1:45.009	1:45.009	0.000
16	222	EPPS	33.085	27	HAYWARD	47.806	88	PRINOS	25.072	16	77	GLASGOW	1:46.502	1:46.780	0.278
17	77	GLASGOW	33.148	17	HIRST	48.133	77	GLASGOW	25.210	17	17	HIRST	1:46.646	1:46.909	0.263
18	27	HAYWARD	33.301	77	GLASGOW	48.144	15	DAWE	25.354	18	27	HAYWARD	1:46.718	1:46.954	0.236
19	44	GREEN	33.787	88	PRINOS	48.236	27	HAYWARD	25.611	19	88	PRINOS	1:47.447	1:48.061	0.614
20	88	PRINOS	34.139	15	DAWE	48.639	17	HIRST	25.671	20	15	DAWE	1:48.234	1:48.437	0.203
21	15	DAWE	34.241	60	GOUGH	49.031	60	GOUGH	25.891	21	60	GOUGH	1:49.452	1:49.670	0.218
22	24	GODZISZ	34.506	44	GREEN	49.685	24	GODZISZ	25.934	22	44	GREEN	1:49.769	1:49.967	0.198
23	60	GOUGH	34.530	24	GODZISZ	50.046	44	GREEN	26.297	23	24	GODZISZ	1:50.486	1:50.948	0.462
24	156	WOLFF	36.085	156	WOLFF	52.749	156	WOLFF	27.510	24	156	WOLFF	1:56.344	1:56.967	0.623
25				73	TURNER	54.624									

BMCRC - MRO Championships 2022 - Rnd 6 @ Brands Hatch GP

EDlasia Formula 400 & Blue Haze GP

RACE 3 - STATISTICS

Competitors Started 25
Planned Start 2022-07-17 @ 11:00:00.000
Actual Start 2022-07-17 @ 10:59:02.630
Finish Time 2022-07-17 @ 11:10:34.437
Track Length 2.4332mi.
Total Laps 165
Total Distance Covered 401.4927mi.

Session Fastest Lap History

NO	CL	NAME	LAP TIME	TIME OF DAY	LAP	VEHICLE
117	GP	Stuart HALL	1:37.202	11:02:22.758	2	Yamaha TZ250

Session Leader History

NO	CL	NAME	FROM LAP	LAPS LED	DISTANCE	VEHICLE
117	GP	Stuart HALL	1	7	17.03 miles	Yamaha TZ250

Flag History

TYPE	TIME OF DAY
GREEN	10:59:02.630
FINISH	11:10:34.437

Flag Statistics

TYPE	COUNT	TOTAL LAPS	TOTAL TIME
Green	1	7	13:16.184
Red	0	0	0.000
Safety Car	0	0	0.000
FCY	0	0	0.000

BMCRC - MRO Championships 2022 - Rnd 6 @ Brands Hatch GP

EDlasia Formula 400 & Blue Haze GP

RACE 3 - STATISTICS

CLASS :

5 Starters

Fastest Lap History

NO	NAME	LAP TIME	TIME OF DAY	LAP	VEHICLE
48	Richie WELSH	1:40.016	11:02:30.057	2	Yamaha FZR 400 RRSP
48	Richie WELSH	1:39.709	11:05:50.330	4	Yamaha FZR 400 RRSP
48	Richie WELSH	1:39.679	11:07:30.009	5	Yamaha FZR 400 RRSP

Leader History

NO	NAME	FROM LAP	LAPS LED	DISTANCE	VEHICLE
1	James SEATH	1	1	2.43 miles	Kawasaki ZXR400 L9
48	Richie WELSH	2	6	14.59 miles	Yamaha FZR 400 RRSP

BMCRC - MRO Championships 2022 - Rnd 6 @ Brands Hatch GP

EDlasia Formula 400 & Blue Haze GP

RACE 3 - STATISTICS

CLASS : R

1 Starters

Fastest Lap History

NO	NAME	LAP TIME	TIME OF DAY	LAP	VEHICLE
156	Jack WOLFF	1:56.967	11:03:04.022	2	Kawasaki NINJA 300

Leader History

NO	NAME	FROM LAP	LAPS LED	DISTANCE	VEHICLE
156	Jack WOLFF	1	4	9.73 miles	Kawasaki NINJA 300

BMCRC - MRO Championships 2022 - Rnd 6 @ Brands Hatch GP

EDlasia Formula 400 & Blue Haze GP

RACE 3 - STATISTICS

CLASS : S

6 Starters

Fastest Lap History

NO	NAME	LAP TIME	TIME OF DAY	LAP	VEHICLE
222	Matthew EPPS	1:46.597	11:02:41.859	2	Kawasaki ZXR400
151	Nick SMITH	1:46.002	11:02:43.683	2	Kawasaki KR-1S
151	Nick SMITH	1:45.076	11:06:14.882	4	Kawasaki KR-1S
222	Matthew EPPS	1:45.009	11:11:31.225	7	Kawasaki ZXR400

Leader History

NO	NAME	FROM LAP	LAPS LED	DISTANCE	VEHICLE
27	Richard HAYWARD	1	1	2.43 miles	Yamaha TZR
222	Matthew EPPS	2	6	14.59 miles	Kawasaki ZXR400

BMCRC - MRO Championships 2022 - Rnd 6 @ Brands Hatch GP

EDlasia Formula 400 & Blue Haze GP

RACE 3 - STATISTICS

CLASS : S/R

1 Starters

Fastest Lap History

NO	NAME	LAP TIME	TIME OF DAY	LAP	VEHICLE
25	Haydon SMITH	1:45.376	11:02:40.558	2	Kawasaki ZXR400
25	Haydon SMITH	1:45.046	11:04:25.604	3	Kawasaki ZXR400
25	Haydon SMITH	1:44.914	11:06:10.517	4	Kawasaki ZXR400
25	Haydon SMITH	1:44.811	11:07:55.329	5	Kawasaki ZXR400
25	Haydon SMITH	1:43.623	11:09:38.951	6	Kawasaki ZXR400

Leader History

NO	NAME	FROM LAP	LAPS LED	DISTANCE	VEHICLE
25	Haydon SMITH	1	7	17.03 miles	Kawasaki ZXR400

BMCRC - MRO Championships 2022 - Rnd 6 @ Brands Hatch GP

EDlasia Formula 400 & Blue Haze GP

RACE 3 - STATISTICS

CLASS : GP

12 Starters

Fastest Lap History

NO	NAME	LAP TIME	TIME OF DAY	LAP	VEHICLE
117	Stuart HALL	1:37.202	11:02:22.758	2	Yamaha TZ250

Leader History

NO	NAME	FROM LAP	LAPS LED	DISTANCE	VEHICLE
117	Stuart HALL	1	7	17.03 miles	Yamaha TZ250

BMCRC - MRO Championships 2022 - Rnd 6 @ Brands Hatch GP



EDlasia Formula 400 & Blue Haze GP



RACE 13 - GRID (7 Laps)

ROW 10	29	56	Phil MARSH	28	33	Carl JOHNSTONE						
ROW 9	27	110	Mark HAIGH	26	577	Richard BUCKHAM	25	73	Colvin TURNER			
ROW 8	24	156	Jack WOLFF	1:56.967	23	24	Harley GODZISZ	1:50.948	22	44	Sam GREEN	1:49.967
ROW 7	21	60	Daniel GOUGH	1:49.670	20	15	Julian DAWE	1:48.437	19	222	Matthew EPPS	
ROW 6	18	88	George PRINOS	1:48.061	17	27	Richard HAYWARD	1:46.954	16	17	Sam HIRST	1:46.909
ROW 5	15	77	Andrew GLASGOW	1:46.780	14	151	Nick SMITH	1:45.076	13	69	Dave HARVIEK	1:44.047
ROW 4	12	25	Haydon SMITH	1:43.623	11	119	Ian STANFORD	1:43.367	10	3	Tom BARRETT	1:43.254
ROW 3	9	53	Mark WHITING	1:42.949	8	22	Rik BALLERINI	1:42.672	7	65	Andrew MOXON	1:42.515
ROW 2	6	1	James SEATH	1:40.902	5	48	Richie WELSH	1:39.679	4	7	Bruce DUNN	1:39.343
ROW 1	3	30	Ian MACKMAN	1:38.924	2	26	Josh WAINWRIGHT	1:38.867	1	117	Stuart HALL	1:37.202
Pole												

Brands Hatch GP: 2.4332 miles

These results are provisional until the conclusion of any judicial and technical matters.

Clerk Of Course :	Stewards :	Timekeeper : <i>Craig Smith</i>
-------------------	------------	------------------------------------

Results can be found at www.tsl-timing.com

Printed - 11:33 Sunday, 17 July 2022



BMCRC - MRO Championships 2022 - Rnd 6 @ Brands Hatch GP

EDlasia Formula 400 & Blue Haze GP

RACE 13 - CLASSIFICATION



POS	NO	CL	PIC NAME	ENTRY	LAPS	TIME	GAP	DIFF	MPH	BEST	ON
1	117	GP	1 Stuart HALL	Yamaha TZ250 -	7	11:38.235			87.81	1:38.060	2
2	30	GP	2 Ian MACKMAN	Yamaha TZ250 - 2 Machs Motorcycles	7	11:46.619	8.384	8.384	86.77	1:39.722	7
3	7	GP	3 Bruce DUNN	Yamaha TZ250 - Bilstein UK	7	11:46.790	8.555	0.171	86.75	1:39.228	7
4	48		1 Richie WELSH	Yamaha FZR 400 RRSP - EDEN'S BABY EXPERIE	7	11:56.163	17.928	9.373	85.62	1:41.095	5
5	53	GP	4 Mark WHITING	Yamaha TZ250 - Mark whiting	7	12:18.650	40.415	22.487	83.01	1:43.736	6
6	25	S/R	1 Haydon SMITH	Kawasaki ZXR400 - HI-Precision Engineering Ltd	7	12:19.282	41.047	0.632	82.94	1:43.816	6
7	3	GP	5 Tom BARRETT	Honda RS250 - The Two Stroke Workshop	7	12:20.623	42.388	1.341	82.79	1:43.997	2
8	69	GP	6 Dave HARVIEK	Yamaha TZ250 4DP - HVK Performance Ltd	7	12:20.668	42.433	0.045	82.78	1:44.043	4
9	65		2 Andrew MOXON	Honda VFR 400 NC30 - Vanguard motorsport Uckfie	7	12:27.619	49.384	6.951	82.01	1:44.281	2
10	151	S	1 Nick SMITH	Kawasaki KR-1S - Hi-Precision Engineering Ltd	7	12:28.290	50.055	0.671	81.94	1:44.323	7
11	222		3 Matthew EPPS	Kawasaki ZXR400 - M.E Vehicle Repairs	7	12:30.757	52.522	2.467	81.67	1:45.963	7
12	110	S	2 Mark HAIGH	Aprilia RS250 - Chesterfield CarClinic/The Tuning W	7	12:31.203	52.968	0.446	81.62	1:45.227	3
13	88	GP	7 George PRINOS	Yamaha TZ250 - KAPPA PLANNING LTD	7	12:42.296	1:04.061	11.093	80.43	1:46.134	7
14	17		4 Sam HIRST	Kawasaki NINJA - Valley Racing	7	12:43.760	1:05.525	1.464	80.28	1:46.564	7
15	15	S	3 Julian DAWE	Honda RVF400 - EM Acoustics	7	12:57.093	1:18.858	13.333	78.90	1:48.837	7
16	60	GP	8 Richard HAYWARD	Yamaha TZ 250 -	7	12:57.903	1:19.668	0.810	78.82	1:49.338	5
17	24	S	4 Harley GODZISZ	Honda NC30 - Rangis Brasso & Top Knots	7	13:19.011	1:40.776	21.108	76.74	1:51.099	2
18	44		5 Sam GREEN	Kawasaki NINJA 300 -	7	13:19.230	1:40.995	0.219	76.72	1:51.334	2

NOT CLASSIFIED

DNF	1		James SEATH	Kawasaki ZXR400 L9 - Ovenden Earthmoving	3	5:31.776	4 Laps	4 Laps	79.20	1:47.518	2
DNF	22	GP	Rik BALLERINI	Yamaha TZ 250 -	2	3:33.324	5 Laps	1 Lap	82.12	1:43.991	2
DNF	77	GP	Andrew GLASGOW	Yamaha TZ250 5KE - Hiab service (hw) ltd	0						

FASTEST LAP

117	GP	Stuart HALL	Yamaha TZ250 -	2	1:38.060	89.33 mph	143.76 kph
48		Richie WELSH	Yamaha FZR 400 RRSP - EDEN'S BABY EXPERIE	5	1:41.095	86.64 mph	139.44 kph
25	S/R	Haydon SMITH	Kawasaki ZXR400 - HI-Precision Engineering Ltd	6	1:43.816	84.37 mph	135.79 kph
151	S	Nick SMITH	Kawasaki KR-1S - Hi-Precision Engineering Ltd	7	1:44.323	83.96 mph	135.13 kph

Class GP - 92.5% of Race Speed = 81.22 mph

Class - 92.5% of Race Speed = 79.19 mph

Class S/R - 92.5% of Race Speed = 76.71 mph

Class S - 92.5% of Race Speed = 75.79 mph

Weather / Track : Sunny / Dry

These results are provisional until the conclusion of any judicial and technical matters.

Race Distance: 7 Laps / 17.03 miles

Brands Hatch GP: 2.4332 miles

Date: 17/07/2022 Start: 15:09 Finish: 15:20

Clerk Of Course :

Stewards :

Timekeeper :

Craig Smith

Results can be found at www.tsl-timing.com

Printed - 15:22 Sunday, 17 July 2022



BMCRC - MRO Championships 2022 - Rnd 6 @ Brands Hatch GP

EDlasia Formula 400 & Blue Haze GP

RACE 13 - LAP CHART

LAP 1 @ 15:10:48.780

NO	BEHIND	LAP TIME
117		1:44.138
7	1.575	1:45.713
30	1.908	1:46.046
48	2.581	1:46.719
53	4.345	1:48.483
22	5.195	1:49.333
65	6.084	1:50.222
25	6.332	1:50.470
3	6.588	1:50.726
222	7.914	1:52.052
69	9.191	1:53.329
1	9.390	1:53.528
151	9.535	1:53.673
110	10.050	1:54.188
15	12.692	1:56.830
88	13.274	1:57.412
60	13.300	1:57.438
17	14.187	1:58.325
24	15.639	1:59.777
44	16.501	2:00.639

LAP 2 @ 15:12:26.840

NO	BEHIND	LAP TIME
117		1:38.060
7	3.486	1:39.971
30	3.786	1:39.938
48	5.912	1:41.391
22	11.126	1:43.991
53	11.557	1:45.272
65	12.305	1:44.281
25	12.443	1:44.171
3	12.525	1:43.997
222	16.279	1:46.425
69	16.319	1:45.188
151	16.886	1:45.411
110	18.051	1:46.061
1	18.848	1:47.518
88	23.479	1:48.265
15	24.832	1:50.200
17	25.765	1:49.638
60	26.489	1:51.249
24	28.678	1:51.099
44	29.775	1:51.334

LAP 3 @ 15:14:05.342

NO	BEHIND	LAP TIME
117		1:38.502
7	5.241	1:40.257
30	5.672	1:40.388
48	9.407	1:41.997
53	18.868	1:45.813
25	19.232	1:45.291
65	19.324	1:45.521
3	19.444	1:45.421
69	22.331	1:44.514
222	24.150	1:46.373
151	24.312	1:45.928
110	24.776	1:45.227
1	31.076	1:50.730
88	33.709	1:48.732
17	34.486	1:47.223
15	36.636	1:50.306

Weather / Track : Sunny / Dry

Results can be found at www.tsl-timing.com

60	37.335	1:49.348
24	41.983	1:51.807
44	47.826	1:56.553

LAP 4 @ 15:15:44.483

NO	BEHIND	LAP TIME
117		1:39.141
7	6.441	1:40.341
30	6.517	1:39.986
48	12.210	1:41.944
65	25.327	1:45.144
25	25.402	1:45.311
53	25.883	1:46.156
3	26.178	1:45.875
69	27.233	1:44.043
222	31.665	1:46.656
151	31.763	1:46.592
110	32.318	1:46.683
88	42.089	1:47.521
17	42.890	1:47.545
60	48.286	1:50.092
15	48.883	1:51.388
24	56.688	1:53.846
44	1:02.220	1:53.535

LAP 5 @ 15:17:23.341

NO	BEHIND	LAP TIME
117		1:38.858
30	8.184	1:40.525
7	8.263	1:40.680
48	14.447	1:41.095
65	31.232	1:44.763
53	31.739	1:44.714
25	32.147	1:45.603
3	32.263	1:44.943
69	32.608	1:44.233
222	39.531	1:46.724
151	39.643	1:46.738
110	40.719	1:47.259
88	50.461	1:47.230
17	51.312	1:47.280
60	58.766	1:49.338
15	1:00.140	1:50.115
24	1:11.270	1:53.440
44	1:14.758	1:51.396

LAP 6 @ 15:19:03.038

NO	BEHIND	LAP TIME
117		1:39.697
30	8.501	1:40.014
7	9.166	1:40.600
48	15.957	1:41.207
53	35.778	1:43.736
65	36.186	1:44.651
25	36.266	1:43.816
3	36.808	1:44.242
69	37.247	1:44.336
151	45.571	1:45.625
222	46.398	1:46.564
110	46.990	1:45.968
88	57.766	1:47.002
17	58.800	1:47.185
60	1:08.702	1:49.633
15	1:09.860	1:49.417

24	1:26.370	1:54.797
44	1:26.831	1:51.770

LAP 7 @ 15:20:42.877

NO	BEHIND	LAP TIME
117		1:39.839
30	8.384	1:39.722
7	8.555	1:39.228
48	17.928	1:41.810
53	40.415	1:44.476
25	41.047	1:44.620
3	42.388	1:45.419
69	42.433	1:45.025
65	49.384	1:53.037
151	50.055	1:44.323
222	52.522	1:45.963
110	52.968	1:45.817
88	1:04.061	1:46.134
17	1:05.525	1:46.564
15	1:18.858	1:48.837
60	1:19.668	1:50.805
24	1:40.776	1:54.245
44	1:40.995	1:54.003

Brands Hatch GP: 2.4332 miles
Date: 17/07/2022 Start: 15:09 Finish: 15:20

Printed - 15:22 Sunday, 17 July 2022

BMCRC - MRO Championships 2022 - Rnd 6 @ Brands Hatch GP

EDlasia Formula 400 & Blue Haze GP

RACE 13 - SECTOR ANALYSIS



SECTOR 1 = FL to I1, SECTOR 2 = I1 to I2, SECTOR 3 = I2 to FL, DIFF = Difference To Personal Best Lap, P = Crossed Finish Line in Pit Lane, D = Time Disallowed

P1 117 GP		Stuart HALL		Yamaha TZ250 -			
IDEAL LAP TIME : 1:37.833		BEST LAP TIME : 1:38.060		DIFFERENCE : 0.227			
LAP	SECTOR 1	SECTOR 2	SECTOR 3	LAP TIME	MPH	DIFF	TIME OF DAY
1 -		44.151	24.109	1:44.138	84.11	6.078	15:10:48.780
2 -	30.834	43.780	23.446	1:38.060 (1)	89.33		15:12:26.840
3 -	30.976	44.166	23.360	1:38.502 (2)	88.93	0.442	15:14:05.342
4 -	31.053	44.686	23.402	1:39.141	88.35	1.081	15:15:44.483
5 -	31.140	44.499	23.219	1:38.858 (3)	88.61	0.798	15:17:23.341
6 -	31.434	44.697	23.566	1:39.697	87.86	1.637	15:19:03.038
7 -	31.616	44.612	23.611	1:39.839	87.73	1.779	15:20:42.877

P2 30 GP		Ian MACKMAN		Yamaha TZ250 - 2 Machs Motorcycles			
IDEAL LAP TIME : 1:39.618		BEST LAP TIME : 1:39.722		DIFFERENCE : 0.104			
LAP	SECTOR 1	SECTOR 2	SECTOR 3	LAP TIME	MPH	DIFF	TIME OF DAY
1 -		45.150	23.593	1:46.046	82.60	6.324	15:10:50.688
2 -	31.488	44.733	23.717	1:39.938 (2)	87.65	0.216	15:12:30.626
3 -	31.581	44.961	23.846	1:40.388	87.25	0.666	15:14:11.014
4 -	31.350	44.875	23.761	1:39.986 (3)	87.61	0.264	15:15:51.000
5 -	31.522	45.247	23.756	1:40.525	87.14	0.803	15:17:31.525
6 -	31.547	44.834	23.633	1:40.014	87.58	0.292	15:19:11.539
7 -	31.309	44.716	23.697	1:39.722 (1)	87.84		15:20:51.261

P3 7 GP		Bruce DUNN		Yamaha TZ250 - Bilstein UK			
IDEAL LAP TIME : 1:39.161		BEST LAP TIME : 1:39.228		DIFFERENCE : 0.067			
LAP	SECTOR 1	SECTOR 2	SECTOR 3	LAP TIME	MPH	DIFF	TIME OF DAY
1 -		45.020	23.671	1:45.713	82.86	6.485	15:10:50.355
2 -	31.388	45.007	23.576	1:39.971 (2)	87.62	0.743	15:12:30.326
3 -	31.622	45.065	23.570	1:40.257 (3)	87.37	1.029	15:14:10.583
4 -	31.470	45.210	23.661	1:40.341	87.30	1.113	15:15:50.924
5 -	31.309	45.822	23.549	1:40.680	87.00	1.452	15:17:31.604
6 -	31.669	45.317	23.614	1:40.600	87.07	1.372	15:19:12.204
7 -	31.376	44.660	23.192	1:39.228 (1)	88.27		15:20:51.432

P4 48		Richie WELSH		Yamaha FZR 400 RRP - EDEN'S BABY EXPERIENCES/ PETI			
IDEAL LAP TIME : 1:40.755		BEST LAP TIME : 1:41.095		DIFFERENCE : 0.340			
LAP	SECTOR 1	SECTOR 2	SECTOR 3	LAP TIME	MPH	DIFF	TIME OF DAY
1 -		45.227	23.933	1:46.719	82.08	5.624	15:10:51.361
2 -	31.886	45.309	24.196	1:41.391 (3)	86.39	0.296	15:12:32.752
3 -	32.216	45.471	24.310	1:41.997	85.88	0.902	15:14:14.749
4 -	32.299	45.515	24.130	1:41.944	85.92	0.849	15:15:56.693
5 -	32.193	44.936	23.966	1:41.095 (1)	86.64		15:17:37.788
6 -	31.895	45.374	23.938	1:41.207 (2)	86.55	0.112	15:19:18.995
7 -	31.979	45.881	23.950	1:41.810	86.04	0.715	15:21:00.805

P5 53 GP		Mark WHITING		Yamaha TZ250 - Mark whiting			
IDEAL LAP TIME : 1:42.996		BEST LAP TIME : 1:43.736		DIFFERENCE : 0.740			
LAP	SECTOR 1	SECTOR 2	SECTOR 3	LAP TIME	MPH	DIFF	TIME OF DAY
1 -		45.926	24.498	1:48.483	80.74	4.747	15:10:53.125
2 -	32.844	46.992	25.436	1:45.272	83.21	1.536	15:12:38.397
3 -	33.264	47.310	25.239	1:45.813	82.78	2.077	15:14:24.210
4 -	34.098	47.320	24.738	1:46.156	82.51	2.420	15:16:10.366
5 -	32.993	46.960	24.761	1:44.714 (3)	83.65	0.978	15:17:55.080
6 -	32.572	46.374	24.790	1:43.736 (1)	84.44		15:19:38.816
7 -	33.204	46.726	24.546	1:44.476 (2)	83.84	0.740	15:21:23.292

BMCRC - MRO Championships 2022 - Rnd 6 @ Brands Hatch GP

EDlasia Formula 400 & Blue Haze GP

RACE 13 - SECTOR ANALYSIS



SECTOR 1 = FL to I1, SECTOR 2 = I1 to I2, SECTOR 3 = I2 to FL, DIFF = Difference To Personal Best Lap, P = Crossed Finish Line in Pit Lane, D = Time Disallowed

P6 25 S/R		Haydon SMITH		Kawasaki ZXR400 - HI-Precision Engineering Ltd			
IDEAL LAP TIME : 1:43.115		BEST LAP TIME : 1:43.816		DIFFERENCE : 0.701			
LAP	SECTOR 1	SECTOR 2	SECTOR 3	LAP TIME	MPH	DIFF	TIME OF DAY
1 -		46.989	24.449	1:50.470	79.29	6.654	15:10:55.112
2 -	32.858	46.658	24.655	1:44.171 (2)	84.09	0.355	15:12:39.283
3 -	32.650	47.213	25.428	1:45.291	83.19	1.475	15:14:24.574
4 -	32.841	47.574	24.896	1:45.311	83.18	1.495	15:16:09.885
5 -	33.114	47.540	24.949	1:45.603	82.95	1.787	15:17:55.488
6 -	32.404	46.787	24.625	1:43.816 (1)	84.37		15:19:39.304
7 -	33.831	46.262	24.527	1:44.620 (3)	83.73	0.804	15:21:23.924

P7 3 GP		Tom BARRETT		Honda RS250 - The Two Stroke Workshop			
IDEAL LAP TIME : 1:43.655		BEST LAP TIME : 1:43.997		DIFFERENCE : 0.342			
LAP	SECTOR 1	SECTOR 2	SECTOR 3	LAP TIME	MPH	DIFF	TIME OF DAY
1 -		47.117	23.911	1:50.726	79.11	6.729	15:10:55.368
2 -	33.001	46.817	24.179	1:43.997 (1)	84.23		15:12:39.365
3 -	33.636	47.036	24.749	1:45.421	83.09	1.424	15:14:24.786
4 -	33.674	47.534	24.667	1:45.875	82.73	1.878	15:16:10.661
5 -	33.133	47.182	24.628	1:44.943 (3)	83.47	0.946	15:17:55.604
6 -	32.957	46.787	24.498	1:44.242 (2)	84.03	0.245	15:19:39.846
7 -	33.429	47.476	24.514	1:45.419	83.09	1.422	15:21:25.265

P8 69 GP		Dave HARVIEK		Yamaha TZ250 4DP - HVK Performance Ltd			
IDEAL LAP TIME : 1:43.732		BEST LAP TIME : 1:44.043		DIFFERENCE : 0.311			
LAP	SECTOR 1	SECTOR 2	SECTOR 3	LAP TIME	MPH	DIFF	TIME OF DAY
1 -		47.564	25.016	1:53.329	77.29	9.286	15:10:57.971
2 -	33.079	47.251	24.858	1:45.188	83.27	1.145	15:12:43.159
3 -	32.899	46.938	24.677	1:44.514	83.81	0.471	15:14:27.673
4 -	33.120	46.263	24.660	1:44.043 (1)	84.19		15:16:11.716
5 -	33.119	46.515	24.599	1:44.233 (2)	84.04	0.190	15:17:55.949
6 -	33.206	46.560	24.570	1:44.336 (3)	83.95	0.293	15:19:40.285
7 -	33.396	46.765	24.864	1:45.025	83.40	0.982	15:21:25.310

P9 65		Andrew MOXON		Honda VFR 400 NC30 - Vanguard motorsport Uckfield + DART I			
IDEAL LAP TIME : 1:43.893		BEST LAP TIME : 1:44.281		DIFFERENCE : 0.388			
LAP	SECTOR 1	SECTOR 2	SECTOR 3	LAP TIME	MPH	DIFF	TIME OF DAY
1 -		46.572	24.843	1:50.222	79.47	5.941	15:10:54.864
2 -	33.178	46.224	24.879	1:44.281 (1)	84.00		15:12:39.145
3 -	33.584	46.630	25.307	1:45.521	83.01	1.240	15:14:24.666
4 -	33.429	46.663	25.052	1:45.144	83.31	0.863	15:16:09.810
5 -	33.075	46.826	24.862	1:44.763 (3)	83.61	0.482	15:17:54.573
6 -	32.826	46.969	24.856	1:44.651 (2)	83.70	0.370	15:19:39.224
7 -	36.500	50.796	25.741	1:53.037	77.49	8.756	15:21:32.261

P10 151 S		Nick SMITH		Kawasaki KR-1S - Hi-Precision Engineering Ltd			
IDEAL LAP TIME : 1:44.279		BEST LAP TIME : 1:44.323		DIFFERENCE : 0.044			
LAP	SECTOR 1	SECTOR 2	SECTOR 3	LAP TIME	MPH	DIFF	TIME OF DAY
1 -		48.320	25.052	1:53.673	77.06	9.350	15:10:58.315
2 -	33.308	47.049	25.054	1:45.411 (2)	83.10	1.088	15:12:43.726
3 -	33.441	47.478	25.009	1:45.928	82.69	1.605	15:14:29.654
4 -	33.818	47.745	25.029	1:46.592	82.18	2.269	15:16:16.246
5 -	33.784	47.914	25.040	1:46.738	82.06	2.415	15:18:02.984
6 -	33.018	47.618	24.989	1:45.625 (3)	82.93	1.302	15:19:48.609
7 -	32.647	47.093	24.583	1:44.323 (1)	83.96		15:21:32.932

BMCRC - MRO Championships 2022 - Rnd 6 @ Brands Hatch GP

EDlasia Formula 400 & Blue Haze GP

RACE 13 - SECTOR ANALYSIS



SECTOR 1 = FL to I1, SECTOR 2 = I1 to I2, SECTOR 3 = I2 to FL, DIFF = Difference To Personal Best Lap, P = Crossed Finish Line in Pit Lane, D = Time Disallowed

P11 222		Matthew EPPS		Kawasaki ZXR400 - M.E Vehicle Repairs			
IDEAL LAP TIME : 1:45.346		BEST LAP TIME : 1:45.963		DIFFERENCE : 0.617			
LAP	SECTOR 1	SECTOR 2	SECTOR 3	LAP TIME	MPH	DIFF	TIME OF DAY
1 -		47.000	24.926	1:52.052	78.17	6.089	15:10:56.694
2 -	33.697	47.483	25.245	1:46.425 (3)	82.31	0.462	15:12:43.119
3 -	33.832	47.419	25.122	1:46.373 (2)	82.35	0.410	15:14:29.492
4 -	33.736	47.682	25.238	1:46.656	82.13	0.693	15:16:16.148
5 -	33.678	47.788	25.258	1:46.724	82.07	0.761	15:18:02.872
6 -	33.866	47.583	25.115	1:46.564	82.20	0.601	15:19:49.436
7 -	33.420	47.394	25.149	1:45.963 (1)	82.66		15:21:35.399

P12 110 S		Mark HAIGH		Aprilia RS250 - Chesterfield CarClinic/The Tuning Works			
IDEAL LAP TIME : 1:45.163		BEST LAP TIME : 1:45.227		DIFFERENCE : 0.064			
LAP	SECTOR 1	SECTOR 2	SECTOR 3	LAP TIME	MPH	DIFF	TIME OF DAY
1 -		47.699	25.354	1:54.188	76.71	8.961	15:10:58.830
2 -	33.207	47.611	25.243	1:46.061	82.59	0.834	15:12:44.891
3 -	32.956	47.151	25.120	1:45.227 (1)	83.24		15:14:30.118
4 -	33.510	47.949	25.224	1:46.683	82.11	1.456	15:16:16.801
5 -	33.364	48.492	25.403	1:47.259	81.66	2.032	15:18:04.060
6 -	33.005	47.780	25.183	1:45.968 (3)	82.66	0.741	15:19:50.028
7 -	32.974	47.787	25.056	1:45.817 (2)	82.78	0.590	15:21:35.845

P13 88 GP		George PRINOS		Yamaha TZ250 - KAPPA PLANNING LTD			
IDEAL LAP TIME : 1:45.855		BEST LAP TIME : 1:46.134		DIFFERENCE : 0.279			
LAP	SECTOR 1	SECTOR 2	SECTOR 3	LAP TIME	MPH	DIFF	TIME OF DAY
1 -		48.830	25.755	1:57.412	74.60	11.278	15:11:02.054
2 -	34.355	48.194	25.716	1:48.265	80.91	2.131	15:12:50.319
3 -	34.748	48.593	25.391	1:48.732	80.56	2.598	15:14:39.051
4 -	33.981	48.366	25.174	1:47.521	81.47	1.387	15:16:26.572
5 -	33.728	48.108	25.394	1:47.230 (3)	81.69	1.096	15:18:13.802
6 -	34.132	47.771	25.099	1:47.002 (2)	81.86	0.868	15:20:00.804
7 -	34.007	47.446	24.681	1:46.134 (1)	82.53		15:21:46.938

P14 17		Sam HIRST		Kawasaki NINJA - Valley Racing			
IDEAL LAP TIME : 1:46.172		BEST LAP TIME : 1:46.564		DIFFERENCE : 0.392			
LAP	SECTOR 1	SECTOR 2	SECTOR 3	LAP TIME	MPH	DIFF	TIME OF DAY
1 -		50.342	26.706	1:58.325	74.03	11.761	15:11:02.967
2 -	34.515	49.286	25.837	1:49.638	79.89	3.074	15:12:52.605
3 -	33.183	48.257	25.783	1:47.223 (3)	81.69	0.659	15:14:39.828
4 -	33.670	48.505	25.370	1:47.545	81.45	0.981	15:16:27.373
5 -	33.410	48.434	25.436	1:47.280	81.65	0.716	15:18:14.653
6 -	33.762	47.939	25.484	1:47.185 (2)	81.72	0.621	15:20:01.838
7 -	32.986	48.331	25.247	1:46.564 (1)	82.20		15:21:48.402

P15 15 S		Julian DAWE		Honda RVF400 - EM Acoustics			
IDEAL LAP TIME : 1:48.837		BEST LAP TIME : 1:48.837		DIFFERENCE : 0.000			
LAP	SECTOR 1	SECTOR 2	SECTOR 3	LAP TIME	MPH	DIFF	TIME OF DAY
1 -		49.399	25.727	1:56.830	74.97	7.993	15:11:01.472
2 -	35.062	49.500	25.638	1:50.200	79.49	1.363	15:12:51.672
3 -	34.993	49.542	25.771	1:50.306	79.41	1.469	15:14:41.978
4 -	34.825	49.809	26.754	1:51.388	78.64	2.551	15:16:33.366
5 -	34.773	49.773	25.569	1:50.115 (3)	79.55	1.278	15:18:23.481
6 -	34.495	49.179	25.743	1:49.417 (2)	80.05	0.580	15:20:12.898
7 -	34.230	49.090	25.517	1:48.837 (1)	80.48		15:22:01.735

BMCRC - MRO Championships 2022 - Rnd 6 @ Brands Hatch GP

EDlasia Formula 400 & Blue Haze GP

RACE 13 - SECTOR ANALYSIS



SECTOR 1 = FL to I1, SECTOR 2 = I1 to I2, SECTOR 3 = I2 to FL, DIFF = Difference To Personal Best Lap, P = Crossed Finish Line in Pit Lane, D = Time Disallowed

P16 60 GP		Richard HAYWARD		Yamaha TZ 250 -			
IDEAL LAP TIME : 1:48.969		BEST LAP TIME : 1:49.338		DIFFERENCE : 0.369			
LAP	SECTOR 1	SECTOR 2	SECTOR 3	LAP TIME	MPH	DIFF	TIME OF DAY
1 -		49.438	25.963	1:57.438	74.59	8.100	15:11:02.080
2 -	34.876	50.430	25.943	1:51.249	78.74	1.911	15:12:53.329
3 -	34.371	48.985	25.992	1:49.348 (2)	80.10	0.010	15:14:42.677
4 -	34.487	49.433	26.172	1:50.092	79.56	0.754	15:16:32.769
5 -	34.450	48.945	25.943	1:49.338 (1)	80.11		15:18:22.107
6 -	34.732	48.655	26.246	1:49.633 (3)	79.90	0.295	15:20:11.740
7 -	34.874	49.079	26.852	1:50.805	79.05	1.467	15:22:02.545

P17 24 S		Harley GODZISZ		Honda NC30 - Rangì's Brasso & Top Knots			
IDEAL LAP TIME : 1:50.947		BEST LAP TIME : 1:51.099		DIFFERENCE : 0.152			
LAP	SECTOR 1	SECTOR 2	SECTOR 3	LAP TIME	MPH	DIFF	TIME OF DAY
1 -		50.323	26.308	1:59.777	73.13	8.678	15:11:04.419
2 -	34.899	50.024	26.176	1:51.099 (1)	78.84		15:12:55.518
3 -	35.114	50.435	26.258	1:51.807 (2)	78.34	0.708	15:14:47.325
4 -	35.233	51.723	26.890	1:53.846	76.94	2.747	15:16:41.171
5 -	35.202	51.700	26.538	1:53.440 (3)	77.22	2.341	15:18:34.611
6 -	35.407	52.614	26.776	1:54.797	76.30	3.698	15:20:29.408
7 -	35.990	52.231	26.024	1:54.245	76.67	3.146	15:22:23.653

P18 44		Sam GREEN		Kawasaki NINJA 300 -			
IDEAL LAP TIME : 1:50.613		BEST LAP TIME : 1:51.334		DIFFERENCE : 0.721			
LAP	SECTOR 1	SECTOR 2	SECTOR 3	LAP TIME	MPH	DIFF	TIME OF DAY
1 -		51.157	26.896	2:00.639	72.61	9.305	15:11:05.281
2 -	34.755	49.976	26.603	1:51.334 (1)	78.68		15:12:56.615
3 -	34.620	54.399	27.534	1:56.553	75.15	5.219	15:14:53.168
4 -	34.512	50.906	28.117	1:53.535	77.15	2.201	15:16:46.703
5 -	34.683	50.223	26.490	1:51.396 (2)	78.63	0.062	15:18:38.099
6 -	34.147	50.700	26.923	1:51.770 (3)	78.37	0.436	15:20:29.869
7 -	35.966	51.209	26.828	1:54.003	76.83	2.669	15:22:23.872

P19 1		James SEATH		Kawasaki ZXR400 L9 - Ovenden Earthmoving			
IDEAL LAP TIME : 1:46.957		BEST LAP TIME : 1:47.518		DIFFERENCE : 0.561			
LAP	SECTOR 1	SECTOR 2	SECTOR 3	LAP TIME	MPH	DIFF	TIME OF DAY
1 -		48.211	25.463	1:53.528	77.15	6.010	15:10:58.170
2 -	33.744	48.158	25.616	1:47.518 (1)	81.47		15:12:45.688
3 -	33.336	49.617	27.777	1:50.730 (2)	79.10	3.212	15:14:36.418

P20 22 GP		Rik BALLERINI		Yamaha TZ 250 -			
IDEAL LAP TIME : 1:42.674		BEST LAP TIME : 1:43.991		DIFFERENCE : 1.317			
LAP	SECTOR 1	SECTOR 2	SECTOR 3	LAP TIME	MPH	DIFF	TIME OF DAY
1 -		46.179	24.143	1:49.333	80.12	5.342	15:10:53.975
2 -	32.352	46.934	24.705	1:43.991 (1)	84.23		15:12:37.966

BMCRC - MRO Championships 2022 - Rnd 6 @ Brands Hatch GP

EDlasia Formula 400 & Blue Haze GP

RACE 13 - BEST SECTORS

SECTOR 1			SECTOR 2			SECTOR 3			IDEAL / BEST COMPARISON						
POS	NO	NAME	TIME	NO	NAME	TIME	NO	NAME	TIME	POS	NO	NAME	IDEAL	BEST	DIFF
													PERFECT LAP	1:37.806	
1	117	HALL	30.834	117	HALL	43.780	7	DUNN	23.192	1	117	HALL	1:37.833	1:38.060	0.227
2	30	MACKMAN	31.309	7	DUNN	44.660	117	HALL	23.219	2	7	DUNN	1:39.161	1:39.228	0.067
3	7	DUNN	31.309	30	MACKMAN	44.716	30	MACKMAN	23.593	3	30	MACKMAN	1:39.618	1:39.722	0.104
4	48	WELSH	31.886	48	WELSH	44.936	3	BARRETT	23.911	4	48	WELSH	1:40.755	1:41.095	0.340
5	22	BALLERINI	32.352	53	WHITING	45.926	48	WELSH	23.933	5	22	BALLERINI	1:42.674	1:43.991	1.317
6	25	SMITH	32.404	22	BALLERINI	46.179	22	BALLERINI	24.143	6	53	WHITING	1:42.996	1:43.736	0.740
7	53	WHITING	32.572	65	MOXON	46.224	25	SMITH	24.449	7	25	SMITH	1:43.115	1:43.816	0.701
8	151	SMITH	32.647	25	SMITH	46.262	53	WHITING	24.498	8	3	BARRETT	1:43.655	1:43.997	0.342
9	65	MOXON	32.826	69	HARVIEK	46.263	69	HARVIEK	24.570	9	69	HARVIEK	1:43.732	1:44.043	0.311
10	69	HARVIEK	32.899	3	BARRETT	46.787	151	SMITH	24.583	10	65	MOXON	1:43.893	1:44.281	0.388
11	110	HAIGH	32.956	222	EPPS	47.000	88	PRINOS	24.681	11	151	SMITH	1:44.279	1:44.323	0.044
12	3	BARRETT	32.957	151	SMITH	47.049	65	MOXON	24.843	12	110	HAIGH	1:45.163	1:45.227	0.064
13	17	HIRST	32.986	110	HAIGH	47.151	222	EPPS	24.926	13	222	EPPS	1:45.346	1:45.963	0.617
14	1	SEATH	33.336	88	PRINOS	47.446	110	HAIGH	25.056	14	88	PRINOS	1:45.855	1:46.134	0.279
15	222	EPPS	33.420	17	HIRST	47.939	17	HIRST	25.247	15	17	HIRST	1:46.172	1:46.564	0.392
16	88	PRINOS	33.728	1	SEATH	48.158	1	SEATH	25.463	16	1	SEATH	1:46.957	1:47.518	0.561
17	44	GREEN	34.147	60	HAYWARD	48.655	15	DAWE	25.517	17	15	DAWE	1:48.837	1:48.837	0.000
18	15	DAWE	34.230	15	DAWE	49.090	60	HAYWARD	25.943	18	60	HAYWARD	1:48.969	1:49.338	0.369
19	60	HAYWARD	34.371	77	GLASGOW	49.424	24	GODZISZ	26.024	19	44	GREEN	1:50.613	1:51.334	0.721
20	24	GODZISZ	34.899	44	GREEN	49.976	44	GREEN	26.490	20	24	GODZISZ	1:50.947	1:51.099	0.152
21				24	GODZISZ	50.024									

BMCRC - MRO Championships 2022 - Rnd 6 @ Brands Hatch GP

EDlasia Formula 400 & Blue Haze GP

RACE 13 - STATISTICS

Competitors Started 21
Planned Start 2022-07-17 @ 15:00:00.000
Actual Start 2022-07-17 @ 15:09:04.641
Finish Time 2022-07-17 @ 15:20:42.876
Track Length 2.4332mi.
Total Laps 131
Total Distance Covered 318.7609mi.

Session Fastest Lap History

NO	CL	NAME	LAP TIME	TIME OF DAY	LAP	VEHICLE
117	GP	Stuart HALL	1:38.060	15:12:26.850	2	Yamaha TZ250

Session Leader History

NO	CL	NAME	FROM LAP	LAPS LED	DISTANCE	VEHICLE
117	GP	Stuart HALL	1	7	17.03 miles	Yamaha TZ250

Flag History

TYPE	TIME OF DAY
GREEN	15:09:04.641
FINISH	15:20:42.876

Flag Statistics

TYPE	COUNT	TOTAL LAPS	TOTAL TIME
Green	1	7	13:25.537
Red	0	0	0.000
Safety Car	0	0	0.000
FCY	0	0	0.000

BMCRC - MRO Championships 2022 - Rnd 6 @ Brands Hatch GP

EDlasia Formula 400 & Blue Haze GP

RACE 13 - STATISTICS

CLASS :

6 Starters

Fastest Lap History

NO	NAME	LAP TIME	TIME OF DAY	LAP	VEHICLE
48	Richie WELSH	1:41.391	15:12:32.766	2	Yamaha FZR 400 RRSP
48	Richie WELSH	1:41.095	15:17:37.801	5	Yamaha FZR 400 RRSP

Leader History

NO	NAME	FROM LAP	LAPS LED	DISTANCE	VEHICLE
48	Richie WELSH	1	7	17.03 miles	Yamaha FZR 400 RRSP

BMCRC - MRO Championships 2022 - Rnd 6 @ Brands Hatch GP

EDlasia Formula 400 & Blue Haze GP

RACE 13 - STATISTICS

CLASS : S

4 Starters

Fastest Lap History

NO	NAME	LAP TIME	TIME OF DAY	LAP	VEHICLE
151	Nick SMITH	1:45.411	15:12:43.740	2	Kawasaki KR-1S
110	Mark HAIGH	1:45.227	15:14:30.145	3	Aprilia RS250
151	Nick SMITH	1:44.323	15:21:32.943	7	Kawasaki KR-1S

Leader History

NO	NAME	FROM LAP	LAPS LED	DISTANCE	VEHICLE
151	Nick SMITH	1	7	17.03 miles	Kawasaki KR-1S

BMCRC - MRO Championships 2022 - Rnd 6 @ Brands Hatch GP

EDlasia Formula 400 & Blue Haze GP

RACE 13 - STATISTICS

CLASS : S/R

1 Starters

Fastest Lap History

NO	NAME	LAP TIME	TIME OF DAY	LAP	VEHICLE
25	Haydon SMITH	1:44.171	15:12:39.294	2	Kawasaki ZXR400
25	Haydon SMITH	1:43.816	15:19:39.304	6	Kawasaki ZXR400

Leader History

NO	NAME	FROM LAP	LAPS LED	DISTANCE	VEHICLE
25	Haydon SMITH	1	7	17.03 miles	Kawasaki ZXR400

BMCRC - MRO Championships 2022 - Rnd 6 @ Brands Hatch GP

EDlasia Formula 400 & Blue Haze GP

RACE 13 - STATISTICS

CLASS : GP

10 Starters

Fastest Lap History

NO	NAME	LAP TIME	TIME OF DAY	LAP	VEHICLE
117	Stuart HALL	1:38.060	15:12:26.850	2	Yamaha TZ250

Leader History

NO	NAME	FROM LAP	LAPS LED	DISTANCE	VEHICLE
117	Stuart HALL	1	7	17.03 miles	Yamaha TZ250



DART MOTORSPORT
MRO 600/GP2
inc CLUBMAN 600



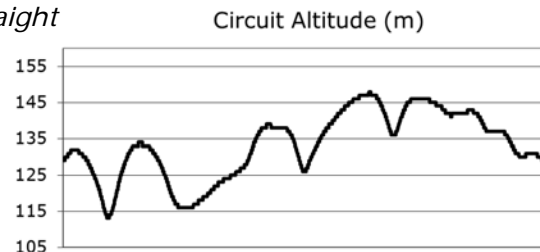
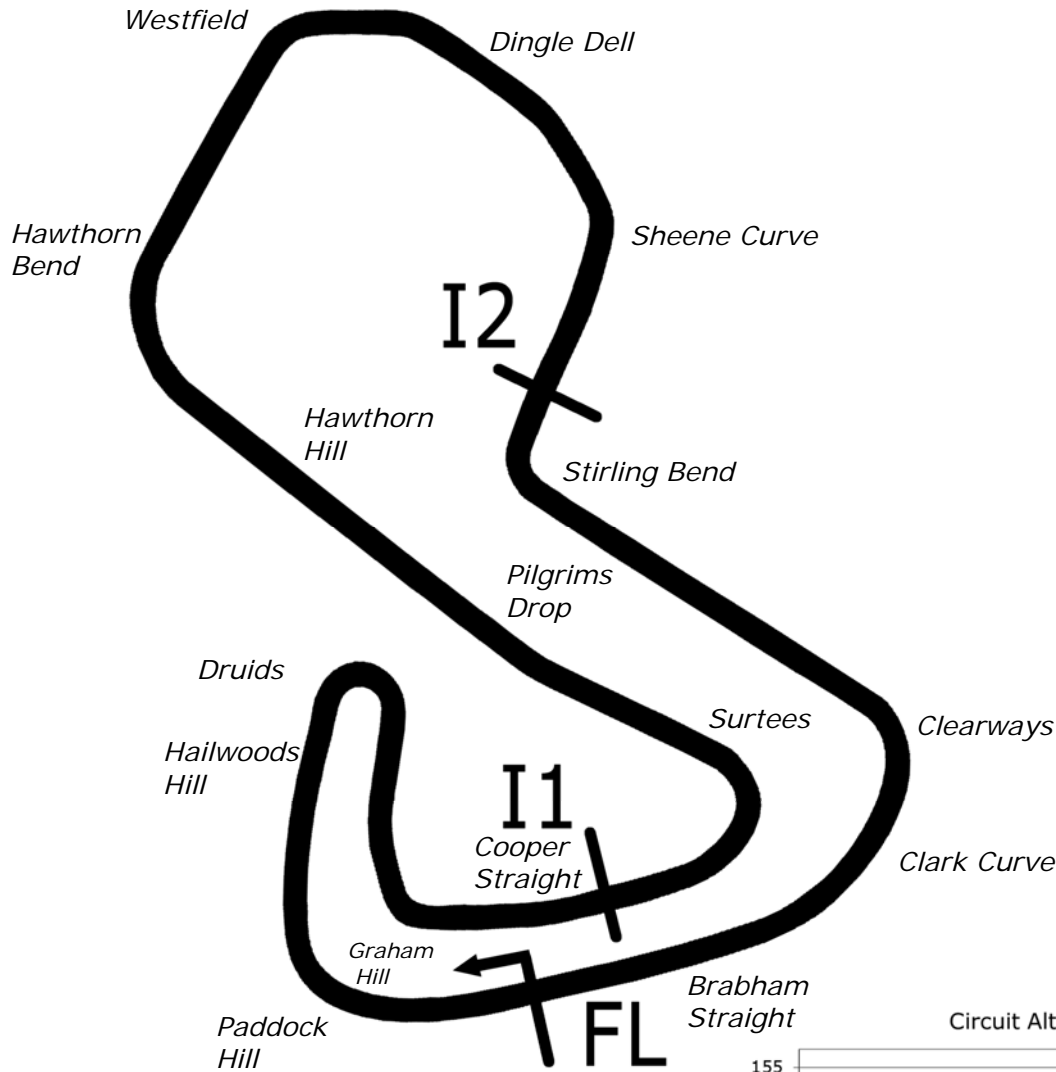
BMCRC-MRO Championships - Round 6
Brands Hatch GP
16th / 17th July 2022



Timing & Results Provided by Timing Solutions Ltd

www.tsl-timing.com

Brands Hatch GP



Length	2.4332 miles	3916.0 m	
FL		51.36032 N	0.26032 E
I1	1116m	51.35934 N	0.25955 E
I2	2928m	51.35532 N	0.26250 E
Pit Entry	3646m	51.35911 N	0.25743 E
Pit Exit	26m after FL	51.36027 N	0.26078 E
Pit Entry-Pit Exit 277m, 19.9s @50kph, 16.6s @60kph			

All results available at www.tsl-timing.com

BMCRC - MRO Championships 2022 - Rnd 6 @ Brands Hatch GP



DART Motorsport MRO 600/GP2 inc Clubman 600

QUALIFYING - CLASSIFICATION

POS	NO	CL	PIC NAME	ENTRY	TIME	ON	LAPS	GAP	DIFF	MPH
1	26		1 William WHITE	Triumph 675 DAYTONA - JP. Guivier	1:33.158	5	7			94.03
2	82		2 James BULL	Kawasaki ZX6R 636 - team bull racing	1:33.543	6	6	0.385	0.385	93.64
3	53		3 Joe BURNS	Triumph DAYTONA 675R - Diamond Race Products	1:33.957	1	2	0.799	0.414	93.23
4	818		4 Alex BARKER	Yamaha R6 - Barker Woodrow LTD & Foundry Tyres L	1:33.976	7	8	0.818	0.019	93.21
5	661	GP2	1 Cameron HARRIS	Triumph 675R - Harris / Tony Scott Motorsport	1:34.395	5	6	1.237	0.419	92.79
6	212	C	1 Matt PALLETT	Yamaha R6 - BDA Chartered Architects	1:34.557	8	8	1.399	0.162	92.64
7	961		5 Jack SIM	Kawasaki ZX6 R - Vanguard Motorsport, Platform Lift E	1:34.692	8	8	1.534	0.135	92.50
8	47		6 Ed PEAD	Yamaha R6 -	1:35.883	6	8	2.725	1.191	91.35
9	30	C	2 Owen MELLOR	Kawaski ZX-6 - BDS Motorcycles	1:35.988	4	7	2.830	0.105	91.25
10	169		7 Gareth CUNNINGHAM	Yamaha R6 - Burnham cars ltd	1:36.191	6	8	3.033	0.203	91.06
11	5		8 John REYNOLDS	Yamaha R6 - Fins Motorcycles	1:36.442	5	7	3.284	0.251	90.83
12	132	C	3 Mitchell GILBERT	Yamaha R6 - The Asap group	1:36.475	6	7	3.317	0.033	90.79
13	188		9 Dawid KRAWIECKI	Yamaha R6 - Code Blue LTD & D A East Electrical	1:36.521	7	7	3.363	0.046	90.75
14	2		10 Andrew GILL	Kawasaki ZX6R - Many thanks to the Elgar brothers	1:36.600	6	8	3.442	0.079	90.68
15	87		11 Keith POVAH	Yamaha R6 - Huge thank you to Bobbi & Jon Saunders	1:37.396	5	7	4.238	0.796	89.94
16	33	C	4 Aaren CARPENTER	Kawasaki ZX6R - Slugcrow Racing	1:38.174	6	7	5.016	0.778	89.22
17	45	C	5 Jake MARSH	Kawasaki ZX6R - Zipped Up Racing	1:38.843	7	7	5.685	0.669	88.62
18	779	C	6 Terry BRIAN	Yamaha R6 - Two Techs Renault Specialist	1:38.938	6	7	5.780	0.095	88.53
19	118	C	7 Jim COYLE	Triumph 675 - Big Jim RIP	1:38.950	4	7	5.792	0.012	88.52
20	29	C	8 Michael SHEPPHARD	Kawasaki ZX6R - RTR Performance, KRS Solutions	1:39.022	6	7	5.864	0.072	88.46
21	85	C	9 James ROBINSON	Yamaha R6 - claire palastanga ceramics	1:39.228	3	5	6.070	0.206	88.27
22	28	C	10 Craig BICKNELL	Yamaha R6 - On Point Security LTD	1:39.350	4	7	6.192	0.122	88.17
23	168	C	11 Aaron DALRYMPLE	Yamaha R6 - Team Blumpkin Racing	1:39.404	7	7	6.246	0.054	88.12
24	511	C	12 Ross CLARKE	Kawasaki ZX600RR - Ross clarke Farriery	1:39.933	6	7	6.775	0.529	87.65
25	43	C	13 Daniel SALES	Yamaha R6 - Team Freddie, Ron & Frankie	1:40.057	3	7	6.899	0.124	87.54
26	73	C	14 Jamie THOMAS	Yamaha R6 - Team RubyRacing	1:40.477	3	7	7.319	0.420	87.18
27	228	C	15 Paul McFADDEN	Kawasaki ZX636 - T.McFadden Plant Ltd	1:40.714	7	7	7.556	0.237	86.97
28	13		12 Doug EDMONDSON	Triumph DAYTONA - Stan Stephens Tuning	1:40.953	4	7	7.795	0.239	86.77
29	79	C	16 Thomas GARNER	Yamaha R6 -	1:40.982	5	7	7.824	0.029	86.74
30	22	C	17 Toby TRUNDLE	Yamaha YZF-R6 - Harris Motorcycles - Harlow	1:42.071	2	7	8.913	1.089	85.82
31	46	C	18 Pete MARSH	Kawasaki ZX6R - Zipped Up Racing	1:42.445	5	5	9.287	0.374	85.50
32	62	C	19 Oliver NUNN	Yamaha R6 - Intertechnic UK & STVL	1:42.521	7	7	9.363	0.076	85.44
33	120	C	20 James GOWER	Yamaha R6 - TeamRubyRacing	1:44.090	7	7	10.932	1.569	84.15
34	117	C	21 Benjamin STONARD	Yamaha R6 - BJ Signs & Decals LTD	1:44.553	6	7	11.395	0.463	83.78
35	128		13 David SPENCER	Suzuki GSXR 600 - Paramount 26 Ltd	1:44.624	2	2	11.466	0.071	83.72

Weather / Track : Sunny / Dry

These results are provisional until the conclusion of any judicial and technical matters.

Brands Hatch GP: 2.4332 miles

Date: 16/07/2022 Start: 09:15 Finish: 09:28

Clerk Of Course :	Stewards :	Timekeeper : <i>Craig Smith</i>
-------------------	------------	------------------------------------

Results can be found at www.tsl-timing.com

Printed - 09:30 Saturday, 16 July 2022



BMCRC - MRO Championships 2022 - Rnd 6 @ Brands Hatch GP

DART Motorsport MRO 600/GP2 inc Clubman 600

QUALIFYING - SECTOR ANALYSIS



SECTOR 1 = FL to I1, SECTOR 2 = I1 to I2, SECTOR 3 = I2 to FL, DIFF = Difference To Personal Best Lap, P = Crossed Finish Line in Pit Lane, D = Time Disallowed

P1 26		William WHITE		Triumph 675 DAYTONA - JP. Guivier			
IDEAL LAP TIME : 1:32.808		BEST LAP TIME : 1:33.158		DIFFERENCE : 0.350			
LAP	SECTOR 1	SECTOR 2	SECTOR 3	LAP TIME	MPH	DIFF	TIME OF DAY
1 -	31.224	43.465	22.425	1:37.114	90.20	3.956	09:19:07.041
2 -	29.968	42.482	22.079	1:34.529	92.66	1.371	09:20:41.570
3 -	29.962	42.166	21.956	1:34.084	93.10	0.926	09:22:15.654
4 -	29.389	41.999	23.186	1:34.574	92.62	1.416	09:23:50.228
5 -	29.298	41.987	21.873	1:33.158 (1)	94.03		09:25:23.386
6 -	29.636	41.637	21.935	1:33.208 (2)	93.98	0.050	09:26:56.594
7 -	29.529	41.973	21.945	1:33.447 (3)	93.74	0.289	09:28:30.041

P2 82		James BULL		Kawasaki ZX6R 636 - team bull racing			
IDEAL LAP TIME : 1:33.520		BEST LAP TIME : 1:33.543		DIFFERENCE : 0.023			
LAP	SECTOR 1	SECTOR 2	SECTOR 3	LAP TIME	MPH	DIFF	TIME OF DAY
1 -	30.939	43.287	22.274	1:36.500	90.77	2.957	09:18:43.214
2 -	30.926	43.096	22.405	1:36.427	90.84	2.884	09:20:19.641
3 -	29.948	43.093	22.254	1:35.295 (3)	91.92	1.752	09:21:54.936
4 -	30.046	43.401	22.129	1:35.576	91.65	2.033	09:23:30.512
5 -	29.800	42.527	21.854	1:34.181 (2)	93.01	0.638	09:25:04.693
6 -	29.580	42.104	21.859	1:33.543 (1)	93.64		09:26:38.236

P3 53		Joe BURNS		Triumph DAYTONA 675R - Diamond Race Products			
IDEAL LAP TIME : 1:33.808		BEST LAP TIME : 1:33.957		DIFFERENCE : 0.149			
LAP	SECTOR 1	SECTOR 2	SECTOR 3	LAP TIME	MPH	DIFF	TIME OF DAY
1 -	29.684	42.241	22.032	1:33.957 (1)	93.23		09:18:35.923
2 -	29.973	42.266	22.436	1:34.675 (2)	92.52	0.718	09:20:10.598

P4 818		Alex BARKER		Yamaha R6 - Barker Woodrow LTD & Foundry Tyres LTD			
IDEAL LAP TIME : 1:33.633		BEST LAP TIME : 1:33.976		DIFFERENCE : 0.343			
LAP	SECTOR 1	SECTOR 2	SECTOR 3	LAP TIME	MPH	DIFF	TIME OF DAY
1 -	30.624	44.111	23.417	1:38.152	89.24	4.176	09:18:54.490
2 -	30.544	42.826	22.801	1:36.171	91.08	2.195	09:20:30.661
3 -	30.003	42.810	22.574	1:35.387	91.83	1.411	09:22:06.048
4 -	29.996	43.447	22.377	1:35.820	91.41	1.844	09:23:41.868
5 -	30.100	42.046	22.178	1:34.324 (2)	92.86	0.348	09:25:16.192
6 -	29.892	42.405	22.057	1:34.354 (3)	92.84	0.378	09:26:50.546
7 -	29.530	42.176	22.270	1:33.976 (1)	93.21		09:28:24.522
8 -	29.984	42.570	22.289	1:34.843	92.36	0.867	09:29:59.365

P5 661 GP2		Cameron HARRIS		Triumph 675R - Harris / Tony Scott Motorsport			
IDEAL LAP TIME : 1:33.952		BEST LAP TIME : 1:34.395		DIFFERENCE : 0.443			
LAP	SECTOR 1	SECTOR 2	SECTOR 3	LAP TIME	MPH	DIFF	TIME OF DAY
1 -	31.374	43.426	22.627	1:37.427	89.91	3.032	09:18:17.685
2 -	30.429	42.674	22.203	1:35.306	91.91	0.911	09:19:52.991
3 -	29.689	42.656	22.288	1:34.633 (2)	92.56	0.238	09:21:27.624
4 -	29.806	42.722	22.135	1:34.663 (3)	92.53	0.268	09:23:02.287
5 -	30.132	42.272	21.991	1:34.395 (1)	92.79		09:24:36.682
6 -	31.841	44.665	23.931	1:40.437	87.21	6.042	09:26:17.119

BMCRC - MRO Championships 2022 - Rnd 6 @ Brands Hatch GP

DART Motorsport MRO 600/GP2 inc Clubman 600

QUALIFYING - SECTOR ANALYSIS



SECTOR 1 = FL to I1, SECTOR 2 = I1 to I2, SECTOR 3 = I2 to FL, DIFF = Difference To Personal Best Lap, P = Crossed Finish Line in Pit Lane, D = Time Disallowed

P6 212 C		Matt PALLETT		Yamaha R6 - BDA Chartered Architects			
IDEAL LAP TIME : 1:33.930		BEST LAP TIME : 1:34.557		DIFFERENCE : 0.627			
LAP	SECTOR 1	SECTOR 2	SECTOR 3	LAP TIME	MPH	DIFF	TIME OF DAY
1 -	31.756	43.984	23.212	1:38.952	88.52	4.395	09:18:23.558
2 -	30.840	43.007	22.361	1:36.208	91.05	1.651	09:19:59.766
3 -	30.434	42.564	22.215	1:35.213	92.00	0.656	09:21:34.979
4 -	30.424	42.975	22.413	1:35.812	91.42	1.255	09:23:10.791
5 -	30.150	42.702	22.131	1:34.983 (3)	92.22	0.426	09:24:45.774
6 -	29.775	42.270	22.549	1:34.594 (2)	92.60	0.037	09:26:20.368
7 -	30.213	43.283	22.220	1:35.716	91.51	1.159	09:27:56.084
8 -	29.914	42.024	22.619	1:34.557 (1)	92.64		09:29:30.641

P7 961		Jack SIM		Kawasaki ZX6 R - Vanguard Motorsport, Platform Lift Engineers			
IDEAL LAP TIME : 1:34.460		BEST LAP TIME : 1:34.692		DIFFERENCE : 0.232			
LAP	SECTOR 1	SECTOR 2	SECTOR 3	LAP TIME	MPH	DIFF	TIME OF DAY
1 -	31.615	43.069	22.980	1:37.664	89.69	2.972	09:18:23.283
2 -	30.220	43.043	22.894	1:36.157	91.09	1.465	09:19:59.440
3 -	30.172	42.588	22.607	1:35.367	91.85	0.675	09:21:34.807
4 -	30.246	43.020	22.815	1:36.081	91.17	1.389	09:23:10.888
5 -	30.696	42.364	22.516	1:35.576	91.65	0.884	09:24:46.464
6 -	30.142	42.538	22.575	1:35.255 (3)	91.96	0.563	09:26:21.719
7 -	30.213	42.529	22.398	1:35.140 (2)	92.07	0.448	09:27:56.859
8 -	29.938	42.124	22.630	1:34.692 (1)	92.50		09:29:31.551

P8 47		Ed PEAD		Yamaha R6 -			
IDEAL LAP TIME : 1:35.381		BEST LAP TIME : 1:35.883		DIFFERENCE : 0.502			
LAP	SECTOR 1	SECTOR 2	SECTOR 3	LAP TIME	MPH	DIFF	TIME OF DAY
1 -	32.343	44.546	23.098	1:39.987	87.60	4.104	09:18:26.888
2 -	31.165	43.393	22.802	1:37.360	89.97	1.477	09:20:04.248
3 -	30.607	43.451	22.652	1:36.710	90.57	0.827	09:21:40.958
4 -	30.628	43.366	22.627	1:36.621	90.66	0.738	09:23:17.579
5 -	30.335	42.787	22.777	1:35.899 (2)	91.34	0.016	09:24:53.478
6 -	30.380	42.757	22.746	1:35.883 (1)	91.35		09:26:29.361
7 -	30.239	42.515	23.332	1:36.086	91.16	0.203	09:28:05.447
8 -	30.502	42.569	22.861	1:35.932 (3)	91.31	0.049	09:29:41.379

P9 30 C		Owen MELLOR		Kawaski ZX-6 - BDS Motorcycles			
IDEAL LAP TIME : 1:35.831		BEST LAP TIME : 1:35.988		DIFFERENCE : 0.157			
LAP	SECTOR 1	SECTOR 2	SECTOR 3	LAP TIME	MPH	DIFF	TIME OF DAY
1 -	31.424	44.012	23.444	1:38.880	88.59	2.892	09:19:02.413
2 -	30.764	44.464	23.396	1:38.624	88.82	2.636	09:20:41.037
3 -	31.671	43.196	23.085	1:37.952	89.42	1.964	09:22:18.989
4 -	30.356	42.944	22.688	1:35.988 (1)	91.25		09:23:54.977
5 -	30.199	43.374	23.287	1:36.860 (2)	90.43	0.872	09:25:31.837
6 -	31.225	43.184	22.816	1:37.225	90.09	1.237	09:27:09.062
7 -	30.534	43.101	23.319	1:36.954 (3)	90.35	0.966	09:28:46.016

P10 169		Gareth CUNNINGHAM		Yamaha R6 - Burnham cars ltd			
IDEAL LAP TIME : 1:35.984		BEST LAP TIME : 1:36.191		DIFFERENCE : 0.207			
LAP	SECTOR 1	SECTOR 2	SECTOR 3	LAP TIME	MPH	DIFF	TIME OF DAY
1 -	31.564	45.310	23.036	1:39.910	87.67	3.719	09:18:28.304
2 -	30.704	43.722	22.761	1:37.187	90.13	0.996	09:20:05.491
3 -	30.581	43.207	22.668	1:36.456	90.81	0.265	09:21:41.947
4 -	30.587	43.267	22.483	1:36.337 (2)	90.92	0.146	09:23:18.284
5 -	30.294	43.342	22.760	1:36.396 (3)	90.87	0.205	09:24:54.680
6 -	30.336	43.283	22.572	1:36.191 (1)	91.06		09:26:30.871
7 -	30.443	43.681	23.066	1:37.190	90.13	0.999	09:28:08.061
8 -	30.785	43.988	22.830	1:37.603	89.74	1.412	09:29:45.664

BMCRC - MRO Championships 2022 - Rnd 6 @ Brands Hatch GP

DART Motorsport MRO 600/GP2 inc Clubman 600

QUALIFYING - SECTOR ANALYSIS



SECTOR 1 = FL to I1, SECTOR 2 = I1 to I2, SECTOR 3 = I2 to FL, DIFF = Difference To Personal Best Lap, P = Crossed Finish Line in Pit Lane, D = Time Disallowed

P11 5		John REYNOLDS		Yamaha R6 - Fins Motorcycles			
IDEAL LAP TIME : 1:36.442		BEST LAP TIME : 1:36.442		DIFFERENCE : 0.000			
LAP	SECTOR 1	SECTOR 2	SECTOR 3	LAP TIME	MPH	DIFF	TIME OF DAY
1 -	32.808	44.844	23.365	1:41.017	86.71	4.575	09:18:42.653
2 -	32.113	46.288	23.417	1:41.818	86.03	5.376	09:20:24.471
3 -	31.823	44.205	22.894	1:38.922	88.55	2.480	09:22:03.393
4 -	31.487	44.474	23.125	1:39.086	88.40	2.644	09:23:42.479
5 -	30.874	42.871	22.697	1:36.442 (1)	90.83		09:25:18.921
6 -	31.261	43.881	23.211	1:38.353 (3)	89.06	1.911	09:26:57.274
7 -	30.987	43.502	23.256	1:37.745 (2)	89.61	1.303	09:28:35.019

P12 132 C		Mitchell GILBERT		Yamaha R6 - The Asap group			
IDEAL LAP TIME : 1:36.076		BEST LAP TIME : 1:36.475		DIFFERENCE : 0.399			
LAP	SECTOR 1	SECTOR 2	SECTOR 3	LAP TIME	MPH	DIFF	TIME OF DAY
1 -	31.721	43.992	23.071	1:38.784	88.67	2.309	09:18:55.517
2 -	31.562	43.617	22.797	1:37.976	89.40	1.501	09:20:33.493
3 -	31.155	43.373	22.640	1:37.168	90.15	0.693	09:22:10.661
4 -	31.147	43.249	22.699	1:37.095	90.21	0.620	09:23:47.756
5 -	31.016	43.154	22.476	1:36.646 (2)	90.63	0.171	09:25:24.402
6 -	30.803	42.826	22.846	1:36.475 (1)	90.79		09:27:00.877
7 -	30.881	42.797	23.235	1:36.913 (3)	90.38	0.438	09:28:37.790

P13 188		Dawid KRAWIECKI		Yamaha R6 - Code Blue LTD & D A East Electrical			
IDEAL LAP TIME : 1:36.090		BEST LAP TIME : 1:36.521		DIFFERENCE : 0.431			
LAP	SECTOR 1	SECTOR 2	SECTOR 3	LAP TIME	MPH	DIFF	TIME OF DAY
1 -	31.721	43.125	22.768	1:37.614	89.73	1.093	09:19:04.806
2 -	30.892	43.263	22.442	1:36.597 (2)	90.68	0.076	09:20:41.403
3 -	34.152	44.618	23.109	1:41.879	85.98	5.358	09:22:23.282
4 -	31.330	44.161	22.700	1:38.191	89.21	1.670	09:24:01.473
5 -	31.002	44.415	22.977	1:38.394	89.02	1.873	09:25:39.867
6 -	31.161	43.600	22.833	1:37.594 (3)	89.75	1.073	09:27:17.461
7 -	30.758	42.890	22.873	1:36.521 (1)	90.75		09:28:53.982

P14 2		Andrew GILL		Kawasaki ZX6R - Many thanks to the Elgar brothers			
IDEAL LAP TIME : 1:36.600		BEST LAP TIME : 1:36.600		DIFFERENCE : 0.000			
LAP	SECTOR 1	SECTOR 2	SECTOR 3	LAP TIME	MPH	DIFF	TIME OF DAY
1 -	33.429	46.537	24.245	1:44.211	84.05	7.611	09:18:35.467
2 -	31.600	44.103	23.139	1:38.842	88.62	2.242	09:20:14.309
3 -	31.380	43.988	23.155	1:38.523	88.91	1.923	09:21:52.832
4 -	31.356	43.823	22.908	1:38.087	89.30	1.487	09:23:30.919
5 -	30.677	43.510	22.924	1:37.111 (2)	90.20	0.511	09:25:08.030
6 -	30.430	43.490	22.680	1:36.600 (1)	90.68		09:26:44.630
7 -	30.514	43.542	23.469	1:37.525 (3)	89.82	0.925	09:28:22.155
8 -	31.040	43.586	23.079	1:37.705	89.65	1.105	09:29:59.860

P15 87		Keith POVAH		Yamaha R6 - Huge thank you to Bobbi & Jon Saunders xx			
IDEAL LAP TIME : 1:37.226		BEST LAP TIME : 1:37.396		DIFFERENCE : 0.170			
LAP	SECTOR 1	SECTOR 2	SECTOR 3	LAP TIME	MPH	DIFF	TIME OF DAY
1 -	32.222	44.159	23.389	1:39.770	87.80	2.374	09:18:42.931
2 -	32.351	45.264	23.243	1:40.858	86.85	3.462	09:20:23.789
3 -	31.838	44.385	22.910	1:39.133	88.36	1.737	09:22:02.922
4 -	31.323	44.007	23.011	1:38.341 (2)	89.07	0.945	09:23:41.263
5 -	31.236	43.323	22.837	1:37.396 (1)	89.94		09:25:18.659
6 -	31.349	44.000	23.020	1:38.369 (3)	89.05	0.973	09:26:57.028
7 -	31.066	44.272	23.287	1:38.625	88.81	1.229	09:28:35.653

BMCRC - MRO Championships 2022 - Rnd 6 @ Brands Hatch GP

DART Motorsport MRO 600/GP2 inc Clubman 600

QUALIFYING - SECTOR ANALYSIS



SECTOR 1 = FL to I1, SECTOR 2 = I1 to I2, SECTOR 3 = I2 to FL, DIFF = Difference To Personal Best Lap, P = Crossed Finish Line in Pit Lane, D = Time Disallowed

P16 33 C		Aaren CARPENTER		Kawasaki ZX6R - Slugcrow Racing			
IDEAL LAP TIME : 1:38.001		BEST LAP TIME : 1:38.174		DIFFERENCE : 0.173			
LAP	SECTOR 1	SECTOR 2	SECTOR 3	LAP TIME	MPH	DIFF	TIME OF DAY
1 -	34.990	47.350	23.903	1:46.243	82.45	8.069	09:19:11.851
2 -	32.319	45.907	23.396	1:41.622	86.20	3.448	09:20:53.473
3 -	31.364	45.345	23.260	1:39.969	87.62	1.795	09:22:33.442
4 -	31.438	44.669	22.877	1:38.984 (2)	88.49	0.810	09:24:12.426
5 -	31.267	45.270	23.042	1:39.579 (3)	87.96	1.405	09:25:52.005
6 -	30.938	44.186	23.050	1:38.174 (1)	89.22		09:27:30.179
7 -	31.466	44.571	24.033	1:40.070	87.53	1.896	09:29:10.249

P17 45 C		Jake MARSH		Kawasaki ZX6R - Zipped Up Racing			
IDEAL LAP TIME : 1:38.512		BEST LAP TIME : 1:38.843		DIFFERENCE : 0.331			
LAP	SECTOR 1	SECTOR 2	SECTOR 3	LAP TIME	MPH	DIFF	TIME OF DAY
1 -	33.270	46.125	23.570	1:42.965	85.07	4.122	09:18:50.144
2 -	31.855	45.397	23.359	1:40.611	87.06	1.768	09:20:30.755
3 -	31.244	44.655	23.297	1:39.196 (2)	88.30	0.353	09:22:09.951
4 -	31.143	45.722	23.742	1:40.607 (3)	87.06	1.764	09:23:50.558
5 -	31.735	45.700	23.459	1:40.894	86.82	2.051	09:25:31.452
6 -	31.483	45.651	23.597	1:40.731	86.96	1.888	09:27:12.183
7 -	31.049	44.166	23.628	1:38.843 (1)	88.62		09:28:51.026

P18 779 C		Terry BRIAN		Yamaha R6 - Two Techs Renault Specialist			
IDEAL LAP TIME : 1:38.409		BEST LAP TIME : 1:38.938		DIFFERENCE : 0.529			
LAP	SECTOR 1	SECTOR 2	SECTOR 3	LAP TIME	MPH	DIFF	TIME OF DAY
1 -	33.944	46.651	24.260	1:44.855	83.54	5.917	09:18:35.322
2 -	31.902	44.632	23.352	1:39.886	87.69	0.948	09:20:15.208
3 -	31.299	44.928	23.478	1:39.705	87.85	0.767	09:21:54.913
4 -	31.467	45.719	24.049	1:41.235	86.52	2.297	09:23:36.148
5 -	31.604	44.308	23.152	1:39.064 (2)	88.42	0.126	09:25:15.212
6 -	31.599	44.192	23.147	1:38.938 (1)	88.53		09:26:54.150
7 -	31.070	44.269	24.047	1:39.386 (3)	88.13	0.448	09:28:33.536

P19 118 C		Jim COYLE		Triumph 675 - Big Jim RIP			
IDEAL LAP TIME : 1:38.573		BEST LAP TIME : 1:38.950		DIFFERENCE : 0.377			
LAP	SECTOR 1	SECTOR 2	SECTOR 3	LAP TIME	MPH	DIFF	TIME OF DAY
1 -	32.711	45.171	23.381	1:41.263	86.50	2.313	09:18:59.621
2 -	32.471	45.345	23.284	1:41.100	86.64	2.150	09:20:40.721
3 -	32.753	46.345	23.400	1:42.498	85.46	3.548	09:22:23.219
4 -	31.719	44.383	22.848	1:38.950 (1)	88.52		09:24:02.169
5 -	31.676	44.664	22.949	1:39.289 (3)	88.22	0.339	09:25:41.458
6 -	31.580	44.145	23.377	1:39.102 (2)	88.39	0.152	09:27:20.560
7 -	31.767	45.138	24.374	1:41.279	86.49	2.329	09:29:01.839

P20 29 C		Michael SHEPPHARD		Kawasaki ZX6R - RTR Performance, KRS Solutions			
IDEAL LAP TIME : 1:38.756		BEST LAP TIME : 1:39.022		DIFFERENCE : 0.266			
LAP	SECTOR 1	SECTOR 2	SECTOR 3	LAP TIME	MPH	DIFF	TIME OF DAY
1 -	32.164	45.628	23.742	1:41.534	86.27	2.512	09:18:32.828
2 -	32.498	44.908	23.071	1:40.477 (2)	87.18	1.455	09:20:13.305
3 -	32.591	45.059	23.562	1:41.212	86.54	2.190	09:21:54.517
4 -	32.415	45.737	23.739	1:41.891	85.97	2.869	09:23:36.408
5 -	31.982	45.483	23.475	1:40.940	86.78	1.918	09:25:17.348
6 -	31.838	44.199	22.985	1:39.022 (1)	88.46		09:26:56.370
7 -	31.572	45.534	23.667	1:40.773 (3)	86.92	1.751	09:28:37.143

BMCRC - MRO Championships 2022 - Rnd 6 @ Brands Hatch GP

DART Motorsport MRO 600/GP2 inc Clubman 600

QUALIFYING - SECTOR ANALYSIS



SECTOR 1 = FL to I1, SECTOR 2 = I1 to I2, SECTOR 3 = I2 to FL, DIFF = Difference To Personal Best Lap, P = Crossed Finish Line in Pit Lane, D = Time Disallowed

P21 85 C		James ROBINSON		Yamaha R6 - claire palastanga ceramics			
IDEAL LAP TIME : 1:38.459		BEST LAP TIME : 1:39.228		DIFFERENCE : 0.769			
LAP	SECTOR 1	SECTOR 2	SECTOR 3	LAP TIME	MPH	DIFF	TIME OF DAY
1 -	32.337	44.210	23.024	1:39.571 (2)	87.97	0.343	09:18:43.136
2 -	32.546	45.344	23.030	1:40.920	86.79	1.692	09:20:24.056
3 -	31.990	44.174	23.064	1:39.228 (1)	88.27		09:22:03.284
4 -	31.396	45.139	23.200	1:39.735 (3)	87.83	0.507	09:23:43.019
5 -	31.412	44.039	24.703	1:40.154	87.46	0.926	09:25:23.173

P22 28 C		Craig BICKNELL		Yamaha R6 - On Point Security LTD			
IDEAL LAP TIME : 1:38.844		BEST LAP TIME : 1:39.350		DIFFERENCE : 0.506			
LAP	SECTOR 1	SECTOR 2	SECTOR 3	LAP TIME	MPH	DIFF	TIME OF DAY
1 -	32.302	45.141	23.500	1:40.943	86.78	1.593	09:19:05.743
2 -	32.500	45.105	23.741	1:41.346	86.43	1.996	09:20:47.089
3 -	32.110	47.422	23.403	1:42.935	85.10	3.585	09:22:30.024
4 -	32.172	44.250	22.928	1:39.350 (1)	88.17		09:24:09.374
5 -	31.666	44.495	23.707	1:39.868 (2)	87.71	0.518	09:25:49.242
6 -	32.082	44.670	23.641	1:40.393 (3)	87.25	1.043	09:27:29.635
7 -	33.519	46.995	25.927	1:46.441	82.29	7.091	09:29:16.076

P23 168 C		Aaron DALRYMPLE		Yamaha R6 - Team Blumpkin Racing			
IDEAL LAP TIME : 1:39.114		BEST LAP TIME : 1:39.404		DIFFERENCE : 0.290			
LAP	SECTOR 1	SECTOR 2	SECTOR 3	LAP TIME	MPH	DIFF	TIME OF DAY
1 -	32.418	46.432	24.424	1:43.274	84.82	3.870	09:18:35.935
2 -	31.957	44.291	23.247	1:39.495 (2)	88.04	0.091	09:20:15.430
3 -	31.864	44.394	23.715	1:39.973 (3)	87.62	0.569	09:21:55.403
4 -	31.999	45.698	23.576	1:41.273	86.49	1.869	09:23:36.676
5 -	31.962	45.467	23.466	1:40.895	86.82	1.491	09:25:17.571
6 -	32.053	44.369	24.210	1:40.632	87.04	1.228	09:26:58.203
7 -	31.576	44.431	23.397	1:39.404 (1)	88.12		09:28:37.607

P24 511 C		Ross CLARKE		Kawasaki ZX600RR - Ross clarke Farriery			
IDEAL LAP TIME : 1:39.659		BEST LAP TIME : 1:39.933		DIFFERENCE : 0.274			
LAP	SECTOR 1	SECTOR 2	SECTOR 3	LAP TIME	MPH	DIFF	TIME OF DAY
1 -	34.224	47.743	25.024	1:46.991	81.87	7.058	09:19:13.557
2 -	33.500	47.083	24.496	1:45.079	83.36	5.146	09:20:58.636
3 -	32.091	47.676	24.305	1:44.072	84.17	4.139	09:22:42.708
4 -	32.624	45.320	24.043	1:41.987	85.89	2.054	09:24:24.695
5 -	31.696	44.521	23.823	1:40.040 (2)	87.56	0.107	09:26:04.735
6 -	31.573	44.761	23.599	1:39.933 (1)	87.65		09:27:44.668
7 -	31.539	44.594	24.119	1:40.252 (3)	87.37	0.319	09:29:24.920

P25 43 C		Daniel SALES		Yamaha R6 - Team Freddie, Ron & Frankie			
IDEAL LAP TIME : 1:39.710		BEST LAP TIME : 1:40.057		DIFFERENCE : 0.347			
LAP	SECTOR 1	SECTOR 2	SECTOR 3	LAP TIME	MPH	DIFF	TIME OF DAY
1 -	33.316	46.148	23.643	1:43.107	84.95	3.050	09:18:50.015
2 -	31.820	45.357	23.436	1:40.613 (3)	87.06	0.556	09:20:30.628
3 -	31.925	45.018	23.114	1:40.057 (1)	87.54		09:22:10.685
4 -	31.718	45.499	22.974	1:40.191 (2)	87.43	0.134	09:23:50.876
5 -	31.729	45.775	23.481	1:40.985	86.74	0.928	09:25:31.861
6 -	31.858	45.804	23.444	1:41.106	86.64	1.049	09:27:12.967
7 -	31.867	45.568	23.636	1:41.071	86.67	1.014	09:28:54.038

BMCRC - MRO Championships 2022 - Rnd 6 @ Brands Hatch GP

DART Motorsport MRO 600/GP2 inc Clubman 600

QUALIFYING - SECTOR ANALYSIS



SECTOR 1 = FL to I1, SECTOR 2 = I1 to I2, SECTOR 3 = I2 to FL, DIFF = Difference To Personal Best Lap, P = Crossed Finish Line in Pit Lane, D = Time Disallowed

P26		73 C		Jamie THOMAS		Yamaha R6 - Team RubyRacing	
IDEAL LAP TIME : 1:39.919		BEST LAP TIME : 1:40.477		DIFFERENCE : 0.558			
LAP	SECTOR 1	SECTOR 2	SECTOR 3	LAP TIME	MPH	DIFF	TIME OF DAY
1 -	32.400	46.395	24.164	1:42.959	85.08	2.482	09:19:12.514
2 -	32.201	45.723	24.001	1:41.925	85.94	1.448	09:20:54.439
3 -	31.732	44.916	23.829	1:40.477 (1)	87.18		09:22:34.916
4 -	31.859	45.771	23.710	1:41.340	86.44	0.863	09:24:16.256
5 -	31.757	44.795	24.268	1:40.820 (3)	86.88	0.343	09:25:57.076
6 -	32.486	44.542	24.117	1:41.145	86.60	0.668	09:27:38.221
7 -	32.082	44.969	23.645	1:40.696 (2)	86.99	0.219	09:29:18.917

P27		228 C		Paul McFADDEN		Kawasaki ZX636 - T.McFadden Plant Ltd	
IDEAL LAP TIME : 1:40.623		BEST LAP TIME : 1:40.714		DIFFERENCE : 0.091			
LAP	SECTOR 1	SECTOR 2	SECTOR 3	LAP TIME	MPH	DIFF	TIME OF DAY
1 -	33.476	46.474	23.791	1:43.741	84.43	3.027	09:18:29.167
2 -	32.182	45.856	23.822	1:41.860	85.99	1.146	09:20:11.027
3 -	32.137	46.144	23.466	1:41.747 (3)	86.09	1.033	09:21:52.774
4 -	32.249	46.479	IN PIT	2:21.122 P	62.07	40.408	09:24:13.896
5 -	OUTLAP	46.680	24.143	1:47.776	81.27	7.062	09:26:01.672
6 -	32.381	45.561	23.799	1:41.741 (2)	86.09	1.027	09:27:43.413
7 -	31.972	45.185	23.557	1:40.714 (1)	86.97		09:29:24.127

P28		13		Doug EDMONDSON		Triumph DAYTONA - Stan Stephens Tuning	
IDEAL LAP TIME : 1:40.953		BEST LAP TIME : 1:40.953		DIFFERENCE : 0.000			
LAP	SECTOR 1	SECTOR 2	SECTOR 3	LAP TIME	MPH	DIFF	TIME OF DAY
1 -	34.142	45.841	24.066	1:44.049	84.18	3.096	09:19:02.199
2 -	32.577	45.910	24.063	1:42.550	85.42	1.597	09:20:44.749
3 -	32.481	45.356	23.826	1:41.663 (2)	86.16	0.710	09:22:26.412
4 -	32.319	45.077	23.557	1:40.953 (1)	86.77		09:24:07.365
5 -	35.507	46.803	26.170	1:48.480	80.75	7.527	09:25:55.845
6 -	32.798	45.302	23.808	1:41.908 (3)	85.95	0.955	09:27:37.753
7 -	32.693	45.426	24.160	1:42.279	85.64	1.326	09:29:20.032

P29		79 C		Thomas GARNER		Yamaha R6 -	
IDEAL LAP TIME : 1:40.396		BEST LAP TIME : 1:40.982		DIFFERENCE : 0.586			
LAP	SECTOR 1	SECTOR 2	SECTOR 3	LAP TIME	MPH	DIFF	TIME OF DAY
1 -	34.144	46.683	23.937	1:44.764	83.61	3.782	09:18:41.433
2 -	33.159	47.326	23.962	1:44.447	83.86	3.465	09:20:25.880
3 -	32.906	46.334	23.528	1:42.768	85.23	1.786	09:22:08.648
4 -	32.171	45.738	23.294	1:41.203 (3)	86.55	0.221	09:23:49.851
5 -	32.202	45.486	23.294	1:40.982 (1)	86.74		09:25:30.833
6 -	31.994	45.567	23.445	1:41.006 (2)	86.72	0.024	09:27:11.839
7 -	32.821	45.108	23.822	1:41.751	86.09	0.769	09:28:53.590

P30		22 C		Toby TRUNDLE		Yamaha YZF-R6 - Harris Motorcycles - Harlow	
IDEAL LAP TIME : 1:41.736		BEST LAP TIME : 1:42.071		DIFFERENCE : 0.335			
LAP	SECTOR 1	SECTOR 2	SECTOR 3	LAP TIME	MPH	DIFF	TIME OF DAY
1 -	33.253	46.383	23.780	1:43.416	84.70	1.345	09:19:04.739
2 -	32.308	45.854	23.909	1:42.071 (1)	85.82		09:20:46.810
3 -	32.156	46.441	24.028	1:42.625 (3)	85.35	0.554	09:22:29.435
4 -	32.365	46.401	24.136	1:42.902	85.12	0.831	09:24:12.337
5 -	33.070	47.147	24.182	1:44.399	83.90	2.328	09:25:56.736
6 -	33.040	45.893	24.037	1:42.970	85.07	0.899	09:27:39.706
7 -	32.409	45.800	24.177	1:42.386 (2)	85.55	0.315	09:29:22.092

BMCRC - MRO Championships 2022 - Rnd 6 @ Brands Hatch GP

DART Motorsport MRO 600/GP2 inc Clubman 600

QUALIFYING - SECTOR ANALYSIS



SECTOR 1 = FL to I1, SECTOR 2 = I1 to I2, SECTOR 3 = I2 to FL, DIFF = Difference To Personal Best Lap, P = Crossed Finish Line in Pit Lane, D = Time Disallowed

P31 46 C		Pete MARSH		Kawasaki ZX6R - Zipped Up Racing			
IDEAL LAP TIME : 1:42.100		BEST LAP TIME : 1:42.445		DIFFERENCE : 0.345			
LAP	SECTOR 1	SECTOR 2	SECTOR 3	LAP TIME	MPH	DIFF	TIME OF DAY
1 -	34.093	48.988	24.879	1:47.960	81.13	5.515	09:19:22.086
2 -	33.223	47.031	24.310	1:44.564 (3)	83.77	2.119	09:21:06.650
3 -	32.827	47.928	24.177	1:44.932	83.48	2.487	09:22:51.582
4 -	33.084	46.032	23.652	1:42.768 (2)	85.23	0.323	09:24:34.350
5 -	32.435	46.013	23.997	1:42.445 (1)	85.50		09:26:16.795

P32 62 C		Oliver NUNN		Yamaha R6 - Intertechnic UK & STVL			
IDEAL LAP TIME : 1:41.867		BEST LAP TIME : 1:42.521		DIFFERENCE : 0.654			
LAP	SECTOR 1	SECTOR 2	SECTOR 3	LAP TIME	MPH	DIFF	TIME OF DAY
1 -	35.485	47.531	24.843	1:47.859	81.21	5.338	09:18:54.642
2 -	33.980	46.934	24.019	1:44.933	83.48	2.412	09:20:39.575
3 -	33.783	47.579	23.930	1:45.292	83.19	2.771	09:22:24.867
4 -	33.355	47.484	24.174	1:45.013	83.41	2.492	09:24:09.880
5 -	33.404	46.484	23.419	1:43.307 (3)	84.79	0.786	09:25:53.187
6 -	32.770	46.049	23.778	1:42.597 (2)	85.38	0.076	09:27:35.784
7 -	33.094	45.678	23.749	1:42.521 (1)	85.44		09:29:18.305

P33 120 C		James GOWER		Yamaha R6 - TeamRubyRacing			
IDEAL LAP TIME : 1:43.473		BEST LAP TIME : 1:44.090		DIFFERENCE : 0.617			
LAP	SECTOR 1	SECTOR 2	SECTOR 3	LAP TIME	MPH	DIFF	TIME OF DAY
1 -	33.932	48.853	24.908	1:47.693	81.34	3.603	09:19:21.447
2 -	32.792	47.487	24.484	1:44.763	83.61	0.673	09:21:06.210
3 -	32.908	47.776	24.297	1:44.981	83.44	0.891	09:22:51.191
4 -	33.192	47.480	24.426	1:45.098	83.34	1.008	09:24:36.289
5 -	32.963	46.881	24.696	1:44.540 (3)	83.79	0.450	09:26:20.829
6 -	33.020	46.772	24.686	1:44.478 (2)	83.84	0.388	09:28:05.307
7 -	33.409	46.607	24.074	1:44.090 (1)	84.15		09:29:49.397

P34 117 C		Benjamin STONARD		Yamaha R6 - BJ Signs & Decals LTD			
IDEAL LAP TIME : 1:43.973		BEST LAP TIME : 1:44.553		DIFFERENCE : 0.580			
LAP	SECTOR 1	SECTOR 2	SECTOR 3	LAP TIME	MPH	DIFF	TIME OF DAY
1 -	34.372	49.198	24.782	1:48.352	80.84	3.799	09:18:58.489
2 -	33.799	48.132	24.364	1:46.295	82.41	1.742	09:20:44.784
3 -	33.254	48.576	24.743	1:46.573	82.19	2.020	09:22:31.357
4 -	33.339	47.949	24.080	1:45.368 (3)	83.13	0.815	09:24:16.725
5 -	33.127	47.404	25.350	1:45.881	82.73	1.328	09:26:02.606
6 -	33.285	46.982	24.286	1:44.553 (1)	83.78		09:27:47.159
7 -	33.063	46.830	24.743	1:44.636 (2)	83.71	0.083	09:29:31.795

P35 128		David SPENCER		Suzuki GSXR 600 - Paramount 26 Ltd			
IDEAL LAP TIME : 1:44.207		BEST LAP TIME : 1:44.624		DIFFERENCE : 0.417			
LAP	SECTOR 1	SECTOR 2	SECTOR 3	LAP TIME	MPH	DIFF	TIME OF DAY
1 -	34.472	46.699	24.759	1:45.930 (2)	82.69	1.306	09:19:22.298
2 -	33.533	46.933	24.158	1:44.624 (1)	83.72		09:21:06.922

BMCRC - MRO Championships 2022 - Rnd 6 @ Brands Hatch GP

DART Motorsport MRO 600/GP2 inc Clubman 600

QUALIFYING - BEST SECTORS

SECTOR 1			SECTOR 2			SECTOR 3			IDEAL / BEST COMPARISON						
POS	NO	NAME	TIME	NO	NAME	TIME	NO	NAME	TIME	POS	NO	NAME	IDEAL	BEST	DIFF
													PERFECT LAP	1:32.789	
1	26	WHITE	29.298	26	WHITE	41.637	82	BULL	21.854	1	26	WHITE	1:32.808	1:33.158	0.350
2	818	BARKER	29.530	212	PALLET	42.024	26	WHITE	21.873	2	82	BULL	1:33.520	1:33.543	0.023
3	53	BURNS	29.535	818	BARKER	42.046	661	HARRIS	21.991	3	818	BARKER	1:33.633	1:33.976	0.343
4	82	BULL	29.562	82	BULL	42.104	53	BURNS	22.032	4	53	BURNS	1:33.808	1:33.957	0.149
5	661	HARRIS	29.689	961	SIM	42.124	818	BARKER	22.057	5	212	PALLET	1:33.930	1:34.557	0.627
6	212	PALLET	29.775	53	BURNS	42.241	212	PALLET	22.131	6	661	HARRIS	1:33.952	1:34.395	0.443
7	961	SIM	29.938	661	HARRIS	42.272	961	SIM	22.398	7	961	SIM	1:34.460	1:34.692	0.232
8	30	MELLOR	30.199	47	PEAD	42.515	188	KRAWIECKI	22.442	8	47	PEAD	1:35.381	1:35.883	0.502
9	47	PEAD	30.239	132	GILBERT	42.797	132	GILBERT	22.476	9	30	MELLOR	1:35.831	1:35.988	0.157
10	169	CUNNINGHAM	30.294	5	REYNOLDS	42.871	169	CUNNINGHAM	22.483	10	169	CUNNINGHAM	1:35.984	1:36.191	0.207
11	2	GILL	30.430	188	KRAWIECKI	42.890	47	PEAD	22.627	11	132	GILBERT	1:36.076	1:36.475	0.399
12	188	KRAWIECKI	30.758	30	MELLOR	42.944	2	GILL	22.680	12	188	KRAWIECKI	1:36.090	1:36.521	0.431
13	132	GILBERT	30.803	169	CUNNINGHAM	43.207	30	MELLOR	22.688	13	5	REYNOLDS	1:36.442	1:36.442	0.000
14	5	REYNOLDS	30.874	87	POVAH	43.323	5	REYNOLDS	22.697	14	2	GILL	1:36.600	1:36.600	0.000
15	33	CARPENTER	30.938	2	GILL	43.490	87	POVAH	22.837	15	87	POVAH	1:37.226	1:37.396	0.170
16	45	MARSH	31.049	85	ROBINSON	44.039	118	COYLE	22.848	16	33	CARPENTER	1:38.001	1:38.174	0.173
17	87	POVAH	31.066	118	COYLE	44.145	33	CARPENTER	22.877	17	779	BRIAN	1:38.409	1:38.938	0.529
18	779	BRIAN	31.070	45	MARSH	44.166	28	BICKNELL	22.928	18	85	ROBINSON	1:38.459	1:39.228	0.769
19	85	ROBINSON	31.396	33	CARPENTER	44.186	43	SALES	22.974	19	45	MARSH	1:38.512	1:38.843	0.331
20	511	CLARKE	31.539	779	BRIAN	44.192	29	SHEPPHARD	22.985	20	118	COYLE	1:38.573	1:38.950	0.377
21	29	SHEPPHARD	31.572	29	SHEPPHARD	44.199	85	ROBINSON	23.024	21	29	SHEPPHARD	1:38.756	1:39.022	0.266
22	168	DALRYMPLE	31.576	28	BICKNELL	44.250	779	BRIAN	23.147	22	28	BICKNELL	1:38.844	1:39.350	0.506
23	118	COYLE	31.580	168	DALRYMPLE	44.291	168	DALRYMPLE	23.247	23	168	DALRYMPLE	1:39.114	1:39.404	0.290
24	28	BICKNELL	31.666	511	CLARKE	44.521	79	GARNER	23.294	24	511	CLARKE	1:39.659	1:39.933	0.274
25	43	SALES	31.718	73	THOMAS	44.542	45	MARSH	23.297	25	43	SALES	1:39.710	1:40.057	0.347
26	73	THOMAS	31.732	43	SALES	45.018	62	NUNN	23.419	26	73	THOMAS	1:39.919	1:40.477	0.558
27	228	McFADDEN	31.972	13	EDMONDSON	45.077	228	McFADDEN	23.466	27	79	GARNER	1:40.396	1:40.982	0.586
28	79	GARNER	31.994	79	GARNER	45.108	13	EDMONDSON	23.557	28	228	McFADDEN	1:40.623	1:40.714	0.091
29	22	TRUNDLE	32.156	228	McFADDEN	45.185	511	CLARKE	23.599	29	13	EDMONDSON	1:40.953	1:40.953	0.000
30	13	EDMONDSON	32.319	62	NUNN	45.678	73	THOMAS	23.645	30	22	TRUNDLE	1:41.736	1:42.071	0.335
31	46	MARSH	32.435	22	TRUNDLE	45.800	46	MARSH	23.652	31	62	NUNN	1:41.867	1:42.521	0.654
32	62	NUNN	32.770	46	MARSH	46.013	22	TRUNDLE	23.780	32	46	MARSH	1:42.100	1:42.445	0.345
33	120	GOWER	32.792	120	GOWER	46.607	120	GOWER	24.074	33	120	GOWER	1:43.473	1:44.090	0.617
34	117	STONARD	33.063	128	SPENCER	46.699	117	STONARD	24.080	34	117	STONARD	1:43.973	1:44.553	0.580
35	128	SPENCER	33.350	117	STONARD	46.830	128	SPENCER	24.158	35	128	SPENCER	1:44.207	1:44.624	0.417

BMCRC - MRO Championships 2022 - Rnd 6 @ Brands Hatch GP

DART Motorsport MRO 600/GP2 inc Clubman 600

QUALIFYING - STATISTICS

Competitors Started 35
Planned Start 2022-07-16 @ 09:17:00.000
Actual Start 2022-07-16 @ 09:15:30.838
Finish Time 2022-07-16 @ 09:28:27.631
Track Length 2.4332mi.
Total Laps 235
Total Distance Covered 571.8230mi.

Session Fastest Lap History

NO	CL	NAME	LAP TIME	TIME OF DAY	LAP	VEHICLE
661	GP2	Cameron HARRIS	1:37.427	09:18:17.693	1	Triumph 675R
53		Joe BURNS	1:33.957	09:18:35.951	1	Triumph DAYTONA 675R
26		William WHITE	1:33.158	09:25:23.396	5	Triumph 675 DAYTONA

Flag History

TYPE	TIME OF DAY
GREEN	09:15:30.838
FINISH	09:28:27.631

Flag Statistics

TYPE	COUNT	TOTAL LAPS	TOTAL TIME
Green	1	8	14:47.832
Red	0	0	0.000
Safety Car	0	0	0.000
FCY	0	0	0.000

BMCRC - MRO Championships 2022 - Rnd 6 @ Brands Hatch GP

DART Motorsport MRO 600/GP2 inc Clubman 600

QUALIFYING - STATISTICS

CLASS :

13 Starters

Fastest Lap History

NO	NAME	LAP TIME	TIME OF DAY	LAP	VEHICLE
961	Jack SIM	1:37.664	09:18:23.305	1	Kawasaki ZX6 R
53	Joe BURNS	1:33.957	09:18:35.951	1	Triumph DAYTONA 675R
26	William WHITE	1:33.158	09:25:23.396	5	Triumph 675 DAYTONA

BMCRC - MRO Championships 2022 - Rnd 6 @ Brands Hatch GP

DART Motorsport MRO 600/GP2 inc Clubman 600

QUALIFYING - STATISTICS

CLASS : C

21 Starters

Fastest Lap History

NO	NAME	LAP TIME	TIME OF DAY	LAP	VEHICLE
212	Matt PALLETT	1:38.952	09:18:23.582	1	Yamaha R6
132	Mitchell GILBERT	1:38.784	09:18:55.533	1	Yamaha R6
212	Matt PALLETT	1:36.208	09:19:59.789	2	Yamaha R6
212	Matt PALLETT	1:35.213	09:21:35.002	3	Yamaha R6
212	Matt PALLETT	1:34.983	09:24:45.796	5	Yamaha R6
212	Matt PALLETT	1:34.594	09:26:20.391	6	Yamaha R6
212	Matt PALLETT	1:34.557	09:29:30.664	8	Yamaha R6

BMCRC - MRO Championships 2022 - Rnd 6 @ Brands Hatch GP

DART Motorsport MRO 600/GP2 inc Clubman 600

QUALIFYING - STATISTICS

CLASS : GP2

1 Starters

Fastest Lap History

NO	NAME	LAP TIME	TIME OF DAY	LAP	VEHICLE
661	Cameron HARRIS	1:37.427	09:18:17.693	1	Triumph 675R
661	Cameron HARRIS	1:35.306	09:19:52.999	2	Triumph 675R
661	Cameron HARRIS	1:34.633	09:21:27.631	3	Triumph 675R
661	Cameron HARRIS	1:34.395	09:24:36.690	5	Triumph 675R

BMCRC - MRO Championships 2022 - Rnd 6 @ Brands Hatch GP



DART Motorsport MRO 600/GP2 inc Clubman 600

RACE 2 - GRID (6 Laps)

ROW 13	39		38		37	100	Craig HOWTON
ROW 12	36	41	Toby COOK	35	128	David SPENCER	1:44.624
					34	117	Benjamin STONARD
							1:44.553
ROW 11	33	120	James GOWER	32	62	Oliver NUNN	1:44.090
					31	46	Pete MARSH
							1:42.521
							1:42.445
ROW 10	30	22	Toby TRUNDLE	29	79	Thomas GARNER	1:42.071
					28	13	Doug EDMONDSON
							1:40.982
							1:40.953
ROW 9	27	228	Paul McFADDEN	26	73	Jamie THOMAS	1:40.714
					25	43	Daniel SALES
							1:40.477
							1:40.057
ROW 8	24	511	Ross CLARKE	23	168	Aaron DALRYMPLE	1:39.933
					22	28	Craig BICKNELL
							1:39.404
							1:39.350
ROW 7	21	85	James ROBINSON	20	29	Michael SHEPPHARD	1:39.228
					19	118	Jim COYLE
							1:39.022
							1:38.950
ROW 6	18	779	Terry BRIAN	17	45	Jake MARSH	1:38.938
					16	33	Aaren CARPENTER
							1:38.843
							1:38.174
ROW 5	15	87	Keith POVAH	14	2	Andrew GILL	1:37.396
					13	188	Dawid KRAWIECKI
							1:36.600
							1:36.521
ROW 4	12	132	Mitchell GILBERT	11	5	John REYNOLDS	1:36.475
					10	169	Gareth CUNNINGHAM
							1:36.442
							1:36.191
ROW 3	9	30	Owen MELLOR	8	47	Ed PEAD	1:35.988
					7	961	Jack SIM
							1:35.883
							1:34.692
ROW 2	6	212	Matt PALLETT	5	661	Cameron HARRIS	1:34.557
					4	818	Alex BARKER
							1:34.395
							1:33.976
ROW 1	3	53	Joe BURNS	2	82	James BULL	1:33.957
					1	26	William WHITE
							1:33.543
							1:33.158
							Pole

Brands Hatch GP: 2.4332 miles

These results are provisional until the conclusion of any judicial and technical matters.

Clerk Of Course :	Stewards :	Timekeeper : <i>Craig Smith</i>
-------------------	------------	------------------------------------

Results can be found at www.tsl-timing.com

Printed - 09:31 Saturday, 16 July 2022



BMCRC - MRO Championships 2022 - Rnd 6 @ Brands Hatch GP



DART Motorsport MRO 600/GP2 inc Clubman 600

RACE 2 - CLASSIFICATION

POS	NO	CL	PIC NAME	ENTRY	LAPS	TIME	GAP	DIFF	MPH	BEST	ON
1	53		1 Joe BURNS	Triumph DAYTONA 675R - Diamond Race Products	6	9:22.660			93.41	1:32.396	3
2	26		2 William WHITE	Triumph 675 DAYTONA - JP. Guivier	6	9:23.203	0.543	0.543	93.32	1:32.431	3
3	82		3 James BULL	Kawasaki ZX6R 636 - team bull racing	6	9:23.240	0.580	0.037	93.31	1:32.296	3
4	818		4 Alex BARKER	Yamaha R6 - Barker Woodrow LTD & Foundry Tyres	6	9:29.276	6.616	6.036	92.32	1:33.382	4
5	961		5 Jack SIM	Kawasaki ZX6 R - Vanguard Motorsport, Platform Li	6	9:29.416	6.756	0.140	92.30	1:33.688	2
6	188		6 Dawid KRAWIECKI	Yamaha R6 - Code Blue LTD & D A East Electrical	6	9:31.882	9.222	2.466	91.90	1:33.920	4
7	661	GP2	1 Cameron HARRIS	Triumph 675R - Harris / Tony Scott Motorsport	6	9:33.084	10.424	1.202	91.71	1:34.072	2
8	47		7 Ed PEAD	Yamaha R6 -	6	9:40.155	17.495	7.071	90.59	1:35.006	2
9	169		8 Gareth CUNNINGHAM	Yamaha R6 - Burnham cars ltd	6	9:41.760	19.100	1.605	90.34	1:35.738	4
10	30	C	1 Owen MELLOR	Kawaski ZX-6 - BDS Motorcycles	6	9:43.604	20.944	1.844	90.05	1:35.652	6
11	5		9 John REYNOLDS	Yamaha R6 - Fins Motorcycles	6	9:51.994	29.334	8.390	88.78	1:37.149	6
12	87		10 Keith POVAH	Yamaha R6 - Huge thank you to Bobbi & Jon Saund	6	9:52.095	29.435	0.101	88.76	1:36.892	4
13	779	C	2 Terry BRIAN	Yamaha R6 - Two Techs Renault Specialist	6	9:52.401	29.741	0.306	88.72	1:36.915	4
14	511	C	3 Ross CLARKE	Kawasaki ZX600RR - Ross clarke Farriery	6	9:57.656	34.996	5.255	87.94	1:37.167	6
15	33	C	4 Aaren CARPENTER	Kawasaki ZX6R - Slugcrow Racing	6	9:57.795	35.135	0.139	87.92	1:37.715	3
16	168	C	5 Aaron DALRYMPLE	Yamaha R6 - Team Blumpkin Racing	6	9:59.097	36.437	1.302	87.73	1:37.948	3
17	118	C	6 Jim COYLE	Triumph 675 - Big Jim RIP	6	10:02.236	39.576	3.139	87.27	1:38.453	5
18	43	C	7 Daniel SALES	Yamaha R6 - Team Freddie, Ron & Frankie	6	10:02.524	39.864	0.288	87.23	1:37.476	2
19	73	C	8 Jamie THOMAS	Yamaha R6 - Team RubyRacing	6	10:05.510	42.850	2.986	86.80	1:38.868	2
20	228	C	9 Paul McFADDEN	Kawasaki ZX636 - T.McFadden Plant Ltd	6	10:11.506	48.846	5.996	85.95	1:39.393	6
21	22	C	10 Toby TRUNDLE	Yamaha YZF-R6 - Harris Motorcycles - Harlow	6	10:26.699	1:04.039	15.193	83.86	1:41.619	5
22	120	C	11 James GOWER	Yamaha R6 - TeamRubyRacing	6	10:26.800	1:04.140	0.101	83.85	1:42.166	5
23	28	C	12 Craig BICKNELL	Yamaha R6 - On Point Security LTD	6	10:27.157	1:04.497	0.357	83.80	1:42.290	2
24	13		11 Doug EDMONDSON	Triumph DAYTONA - Stan Stephens Tuning	6	10:27.555	1:04.895	0.398	83.75	1:39.500	6
25	79	C	13 Thomas GARNER	Yamaha R6 -	6	10:27.689	1:05.029	0.134	83.73	1:40.053	6
26	62	C	14 Oliver NUNN	Yamaha R6 - Intertechnic UK & STVL	6	10:30.144	1:07.484	2.455	83.40	1:41.369	6
27	85	C	15 James ROBINSON	Yamaha R6 - claire palastanga ceramics	6	10:32.459	1:09.799	2.315	83.10	1:37.980	2
28	117	C	16 Benjamin STONARD	Yamaha R6 - BJ Signs & Decals LTD	6	10:45.748	1:23.088	13.289	81.39	1:44.362	2

NOT CLASSIFIED

DNF	2		Andrew GILL	Kawasaki ZX6R - Many thanks to the Elgar brothers	3	4:59.592	3 Laps	3 Laps	87.71	1:36.629	2
DNF	45	C	Jake MARSH	Kawasaki ZX6R - Zipped Up Racing	3	5:00.208	3 Laps	0.616	87.53	1:37.245	2
DNF	212	C	Matt PALLETT	Yamaha R6 - BDA Chartered Architects	2	3:14.908	4 Laps	1 Lap	89.88	1:33.881	2
DNF	41	C	Toby COOK	Triumph DAYTONA - Brixham Bodyworks	2	3:43.309	4 Laps	28.401	78.45	1:48.514	2
DNF	132	C	Mitchell GILBERT	Yamaha R6 - The Asap group	0						

FASTEST LAP

82		James BULL	Kawasaki ZX6R 636 - team bull racing	3	1:32.296	94.91 mph	152.74 kph
212	C	Matt PALLETT	Yamaha R6 - BDA Chartered Architects	2	1:33.881	93.30 mph	150.16 kph
661	GP2	Cameron HARRIS	Triumph 675R - Harris / Tony Scott Motorsport	2	1:34.072	93.11 mph	149.85 kph

Class - 92.5% of Race Speed = 86.40 mph
 Class GP2 - 92.5% of Race Speed = 84.83 mph
 Class C - 92.5% of Race Speed = 83.29 mph

Weather / Track : Sunny / Dry

These results are provisional until the conclusion of any judicial and technical matters.

Race Distance: 6 Laps / 14.59 miles
 Brands Hatch GP: 2.4332 miles
 Date: 16/07/2022 Start: 12:18 Finish: 12:28

Clerk Of Course :	Stewards :	Timekeeper : <i>Craig Smith</i>
-------------------	------------	------------------------------------

Results can be found at www.tsl-timing.com

Printed - 12:30 Saturday, 16 July 2022



BMCRC - MRO Championships 2022 - Rnd 6 @ Brands Hatch GP

DART Motorsport MRO 600/GP2 inc Clubman 600

RACE 2 - LAP CHART

LAP 1 @ 12:20:28.812		
NO	BEHIND	LAP TIME

117	27.673	1:44.362
41	32.556	1:48.514
13	37.924	1:39.826
85	47.645	1:37.980

13	51.639	1:39.633
117	53.321	1:45.659
85	58.943	1:38.625

26		1:38.011
53	0.342	1:38.353
82	1.322	1:39.333
961	1.761	1:39.772
661	1.984	1:39.995
818	2.293	1:40.304
188	2.695	1:40.706
212	3.016	1:41.027
169	3.886	1:41.897
5	4.553	1:42.564
30	5.000	1:43.011
47	5.064	1:43.075
87	5.453	1:43.464
779	6.554	1:44.565
2	6.657	1:44.668
45	7.674	1:45.685
118	8.461	1:46.472
33	8.665	1:46.676
168	8.862	1:46.873
73	9.802	1:47.813
511	10.720	1:48.731
43	11.586	1:49.597
79	12.174	1:50.185
228	13.577	1:51.588
120	13.888	1:51.899
28	14.228	1:52.239
22	15.023	1:53.034
117	16.053	1:54.064
62	16.183	1:54.194
41	16.784	1:54.795
13	30.840	2:08.851
85	42.407	2:20.418

LAP 3 @ 12:23:33.985		
NO	BEHIND	LAP TIME

26		1:32.431
53	0.314	1:32.396
82	1.093	1:32.296
961	4.213	1:33.937
818	4.752	1:33.651
661	5.232	1:34.349
188	6.265	1:34.672
47	10.290	1:35.393
169	11.153	1:35.999
30	12.391	1:35.882
5	15.249	1:37.526
87	16.122	1:38.228
2	16.408	1:38.295
779	16.754	1:38.247
45	17.024	1:37.278
33	19.269	1:37.715
168	20.515	1:37.948
511	21.319	1:37.856
118	21.448	1:39.095
43	22.000	1:38.111
73	23.329	1:39.832
228	28.739	1:40.313
28	35.337	1:43.992
120	35.800	1:44.580
22	36.397	1:43.330
62	39.355	1:44.134
117	40.971	1:45.729
79	41.631	1:53.730
13	45.315	1:39.822
85	53.627	1:38.413

LAP 5 @ 12:26:40.218		
NO	BEHIND	LAP TIME

26		1:32.924
53	0.275	1:32.832
82	0.591	1:33.013
961	5.885	1:34.011
818	6.023	1:34.122
661	8.203	1:34.882
188	8.246	1:34.294
47	14.835	1:35.454
169	16.494	1:35.836
30	18.535	1:36.639
87	24.891	1:38.110
5	25.428	1:38.824
779	25.617	1:38.181
33	30.349	1:39.326
511	31.072	1:37.880
168	31.625	1:38.049
118	32.679	1:38.453
43	33.403	1:38.758
73	36.633	1:40.071
228	42.696	1:40.016
28	54.139	1:42.574
120	54.620	1:42.166
22	54.656	1:41.619
79	58.219	1:41.592
13	58.638	1:39.923
62	59.358	1:43.111
85	1:04.384	1:38.365
117	1:07.364	1:46.967

LAP 2 @ 12:22:01.554		
NO	BEHIND	LAP TIME

26		1:32.742
53	0.349	1:32.749
82	1.228	1:32.648
961	2.707	1:33.688
661	3.314	1:34.072
818	3.532	1:33.981
188	4.024	1:34.071
212	4.155	1:33.881
47	7.328	1:35.006
169	7.585	1:36.441
30	8.940	1:36.682
5	10.154	1:38.343
87	10.325	1:37.614
2	10.544	1:36.629
779	10.938	1:37.126
45	12.177	1:37.245
33	13.985	1:38.062
118	14.784	1:39.065
168	14.998	1:38.878
511	15.894	1:37.916
73	15.928	1:38.868
43	16.320	1:37.476
79	20.332	1:40.900
228	20.857	1:40.022
120	23.651	1:42.505
28	23.776	1:42.290
22	25.498	1:43.217
62	27.652	1:44.211

LAP 4 @ 12:25:07.294		
NO	BEHIND	LAP TIME

26		1:33.309
53	0.367	1:33.362
82	0.502	1:32.718
961	4.798	1:33.894
818	4.825	1:33.382
661	6.245	1:34.322
188	6.876	1:33.920
47	12.305	1:35.324
169	13.582	1:35.738
30	14.820	1:35.738
5	19.528	1:37.588
87	19.705	1:36.892
779	20.360	1:36.915
33	23.947	1:37.987
511	26.116	1:38.106
168	26.500	1:39.294
118	27.150	1:39.011
43	27.569	1:38.878
73	29.486	1:39.466
228	35.604	1:40.174
28	44.489	1:42.461
120	45.378	1:42.887
22	45.961	1:42.873
62	49.171	1:43.125
79	49.551	1:41.229

LAP 6 @ 12:28:13.461		
NO	BEHIND	LAP TIME

53		1:32.968
26	0.543	1:33.786
82	0.580	1:33.232
818	6.616	1:33.836
961	6.756	1:34.114
188	9.222	1:34.219
661	10.424	1:35.464
47	17.495	1:35.903
169	19.100	1:35.849
30	20.944	1:35.652
5	29.334	1:37.149
87	29.435	1:37.787
779	29.741	1:37.367
511	34.996	1:37.167
33	35.135	1:38.029
168	36.437	1:38.055
118	39.576	1:40.140
43	39.864	1:39.704
73	42.850	1:39.460
228	48.846	1:39.393
22	1:04.039	1:42.626
120	1:04.140	1:42.763
28	1:04.497	1:43.601
13	1:04.895	1:39.500
79	1:05.029	1:40.053
62	1:07.484	1:41.369
85	1:09.799	1:38.658
117	1:23.088	1:48.967

BMCRC - MRO Championships 2022 - Rnd 6 @ Brands Hatch GP

DART Motorsport MRO 600/GP2 inc Clubman 600

RACE 2 - SECTOR ANALYSIS



SECTOR 1 = FL to I1, SECTOR 2 = I1 to I2, SECTOR 3 = I2 to FL, DIFF = Difference To Personal Best Lap, P = Crossed Finish Line in Pit Lane, D = Time Disallowed

P1 53		Joe BURNS		Triumph DAYTONA 675R - Diamond Race Products			
IDEAL LAP TIME : 1:32.319		BEST LAP TIME : 1:32.396		DIFFERENCE : 0.077			
LAP	SECTOR 1	SECTOR 2	SECTOR 3	LAP TIME	MPH	DIFF	TIME OF DAY
1 -		41.639	21.893	1:38.353	89.06	5.957	12:20:29.154
2 -	29.377	41.510	21.862	1:32.749 (2)	94.44	0.353	12:22:01.903
3 -	29.353	41.174	21.869	1:32.396 (1)	94.80		12:23:34.299
4 -	29.405	41.875	22.082	1:33.362	93.82	0.966	12:25:07.661
5 -	29.613	41.104	22.115	1:32.832 (3)	94.36	0.436	12:26:40.493
6 -	29.764	41.278	21.926	1:32.968	94.22	0.572	12:28:13.461

P2 26		William WHITE		Triumph 675 DAYTONA - JP. Guivier			
IDEAL LAP TIME : 1:32.414		BEST LAP TIME : 1:32.431		DIFFERENCE : 0.017			
LAP	SECTOR 1	SECTOR 2	SECTOR 3	LAP TIME	MPH	DIFF	TIME OF DAY
1 -		41.500	21.900	1:38.011	89.37	5.580	12:20:28.812
2 -	29.478	41.389	21.875	1:32.742 (2)	94.45	0.311	12:22:01.554
3 -	29.264	41.313	21.854	1:32.431 (1)	94.77		12:23:33.985
4 -	29.497	41.975	21.837	1:33.309	93.87	0.878	12:25:07.294
5 -	29.304	41.481	22.139	1:32.924 (3)	94.26	0.493	12:26:40.218
6 -	29.814	41.942	22.030	1:33.786	93.40	1.355	12:28:14.004

P3 82		James BULL		Kawasaki ZX6R 636 - team bull racing			
IDEAL LAP TIME : 1:32.230		BEST LAP TIME : 1:32.296		DIFFERENCE : 0.066			
LAP	SECTOR 1	SECTOR 2	SECTOR 3	LAP TIME	MPH	DIFF	TIME OF DAY
1 -		41.910	21.821	1:39.333	88.18	7.037	12:20:30.134
2 -	29.466	41.487	21.695	1:32.648 (2)	94.54	0.352	12:22:02.782
3 -	29.381	41.256	21.659	1:32.296 (1)	94.91		12:23:35.078
4 -	29.315	41.693	21.710	1:32.718 (3)	94.47	0.422	12:25:07.796
5 -	29.771	41.422	21.820	1:33.013	94.17	0.717	12:26:40.809
6 -	29.602	41.776	21.854	1:33.232	93.95	0.936	12:28:14.041

P4 818		Alex BARKER		Yamaha R6 - Barker Woodrow LTD & Foundry Tyres LTD			
IDEAL LAP TIME : 1:33.221		BEST LAP TIME : 1:33.382		DIFFERENCE : 0.161			
LAP	SECTOR 1	SECTOR 2	SECTOR 3	LAP TIME	MPH	DIFF	TIME OF DAY
1 -		42.513	22.199	1:40.304	87.33	6.922	12:20:31.105
2 -	29.856	42.033	22.092	1:33.981	93.20	0.599	12:22:05.086
3 -	29.803	41.696	22.152	1:33.651 (2)	93.53	0.269	12:23:38.737
4 -	29.576	41.857	21.949	1:33.382 (1)	93.80		12:25:12.119
5 -	30.044	41.907	22.171	1:34.122	93.06	0.740	12:26:46.241
6 -	29.966	41.873	21.997	1:33.836 (3)	93.35	0.454	12:28:20.077

P5 961		Jack SIM		Kawasaki ZX6 R - Vanguard Motorsport, Platform Lift Engineers			
IDEAL LAP TIME : 1:33.188		BEST LAP TIME : 1:33.688		DIFFERENCE : 0.500			
LAP	SECTOR 1	SECTOR 2	SECTOR 3	LAP TIME	MPH	DIFF	TIME OF DAY
1 -		41.971	22.678	1:39.772	87.79	6.084	12:20:30.573
2 -	29.816	41.785	22.087	1:33.688 (1)	93.50		12:22:04.261
3 -	29.821	41.990	22.126	1:33.937 (3)	93.25	0.249	12:23:38.198
4 -	29.484	42.128	22.282	1:33.894 (2)	93.29	0.206	12:25:12.092
5 -	29.807	41.697	22.507	1:34.011	93.17	0.323	12:26:46.103
6 -	29.995	41.617	22.502	1:34.114	93.07	0.426	12:28:20.217

P6 188		Dawid KRAWIECKI		Yamaha R6 - Code Blue LTD & D A East Electrical			
IDEAL LAP TIME : 1:33.680		BEST LAP TIME : 1:33.920		DIFFERENCE : 0.240			
LAP	SECTOR 1	SECTOR 2	SECTOR 3	LAP TIME	MPH	DIFF	TIME OF DAY
1 -		42.564	22.337	1:40.706	86.98	6.786	12:20:31.507
2 -	30.028	41.805	22.238	1:34.071 (2)	93.11	0.151	12:22:05.578
3 -	30.248	42.274	22.150	1:34.672	92.52	0.752	12:23:40.250
4 -	30.115	41.676	22.129	1:33.920 (1)	93.26		12:25:14.170
5 -	29.875	42.053	22.366	1:34.294	92.89	0.374	12:26:48.464
6 -	30.034	41.822	22.363	1:34.219 (3)	92.97	0.299	12:28:22.683

BMCRC - MRO Championships 2022 - Rnd 6 @ Brands Hatch GP

DART Motorsport MRO 600/GP2 inc Clubman 600

RACE 2 - SECTOR ANALYSIS



SECTOR 1 = FL to I1, SECTOR 2 = I1 to I2, SECTOR 3 = I2 to FL, DIFF = Difference To Personal Best Lap, P = Crossed Finish Line in Pit Lane, D = Time Disallowed

P7 661 GP2		Cameron HARRIS		Triumph 675R - Harris / Tony Scott Motorsport			
IDEAL LAP TIME : 1:34.028		BEST LAP TIME : 1:34.072		DIFFERENCE : 0.044			
LAP	SECTOR 1	SECTOR 2	SECTOR 3	LAP TIME	MPH	DIFF	TIME OF DAY
1 -		42.380	22.173	1:39.995	87.60	5.923	12:20:30.796
2 -	29.788	42.088	22.196	1:34.072 (1)	93.11		12:22:04.868
3 -	29.844	42.331	22.174	1:34.349 (3)	92.84	0.277	12:23:39.217
4 -	29.930	42.240	22.152	1:34.322 (2)	92.87	0.250	12:25:13.539
5 -	30.054	42.267	22.561	1:34.882	92.32	0.810	12:26:48.421
6 -	30.339	42.124	23.001	1:35.464	91.76	1.392	12:28:23.885

P8 47		Ed PEAD		Yamaha R6 -			
IDEAL LAP TIME : 1:34.720		BEST LAP TIME : 1:35.006		DIFFERENCE : 0.286			
LAP	SECTOR 1	SECTOR 2	SECTOR 3	LAP TIME	MPH	DIFF	TIME OF DAY
1 -		43.239	22.675	1:43.075	84.98	8.069	12:20:33.876
2 -	30.520	42.099	22.387	1:35.006 (1)	92.20		12:22:08.882
3 -	30.675	42.378	22.340	1:35.393 (3)	91.82	0.387	12:23:44.275
4 -	30.281	42.551	22.492	1:35.324 (2)	91.89	0.318	12:25:19.599
5 -	30.448	42.376	22.630	1:35.454	91.77	0.448	12:26:55.053
6 -	30.369	42.510	23.024	1:35.903	91.34	0.897	12:28:30.956

P9 169		Gareth CUNNINGHAM		Yamaha R6 - Burnham cars ltd			
IDEAL LAP TIME : 1:35.472		BEST LAP TIME : 1:35.738		DIFFERENCE : 0.266			
LAP	SECTOR 1	SECTOR 2	SECTOR 3	LAP TIME	MPH	DIFF	TIME OF DAY
1 -		42.965	22.513	1:41.897	85.96	6.159	12:20:32.698
2 -	30.414	43.428	22.599	1:36.441	90.83	0.703	12:22:09.139
3 -	30.689	42.809	22.501	1:35.999	91.24	0.261	12:23:45.138
4 -	30.498	42.788	22.452	1:35.738 (1)	91.49		12:25:20.876
5 -	30.232	42.860	22.744	1:35.836 (2)	91.40	0.098	12:26:56.712
6 -	30.257	42.882	22.710	1:35.849 (3)	91.39	0.111	12:28:32.561

P10 30 C		Owen MELLOR		Kawaski ZX-6 - BDS Motorcycles			
IDEAL LAP TIME : 1:35.553		BEST LAP TIME : 1:35.652		DIFFERENCE : 0.099			
LAP	SECTOR 1	SECTOR 2	SECTOR 3	LAP TIME	MPH	DIFF	TIME OF DAY
1 -		43.217	22.947	1:43.011	85.03	7.359	12:20:33.812
2 -	31.224	42.751	22.707	1:36.682	90.60	1.030	12:22:10.494
3 -	30.286	42.908	22.688	1:35.882 (3)	91.36	0.230	12:23:46.376
4 -	30.309	42.667	22.762	1:35.738 (2)	91.49	0.086	12:25:22.114
5 -	30.476	43.105	23.058	1:36.639	90.64	0.987	12:26:58.753
6 -	30.240	42.625	22.787	1:35.652 (1)	91.58		12:28:34.405

P11 5		John REYNOLDS		Yamaha R6 - Fins Motorcycles			
IDEAL LAP TIME : 1:36.754		BEST LAP TIME : 1:37.149		DIFFERENCE : 0.395			
LAP	SECTOR 1	SECTOR 2	SECTOR 3	LAP TIME	MPH	DIFF	TIME OF DAY
1 -		43.108	22.708	1:42.564	85.40	5.415	12:20:33.365
2 -	31.302	43.912	23.129	1:38.343	89.07	1.194	12:22:11.708
3 -	31.468	43.068	22.990	1:37.526 (2)	89.82	0.377	12:23:49.234
4 -	31.285	43.406	22.897	1:37.588 (3)	89.76	0.439	12:25:26.822
5 -	31.583	43.425	23.816	1:38.824	88.64	1.675	12:27:05.646
6 -	31.261	42.785	23.103	1:37.149 (1)	90.16		12:28:42.795

P12 87		Keith POVAH		Yamaha R6 - Huge thank you to Bobbi & Jon Saunders xx			
IDEAL LAP TIME : 1:36.740		BEST LAP TIME : 1:36.892		DIFFERENCE : 0.152			
LAP	SECTOR 1	SECTOR 2	SECTOR 3	LAP TIME	MPH	DIFF	TIME OF DAY
1 -		43.137	22.709	1:43.464	84.66	6.572	12:20:34.265
2 -	31.074	43.625	22.915	1:37.614 (2)	89.73	0.722	12:22:11.879
3 -	31.579	43.849	22.800	1:38.228	89.17	1.336	12:23:50.107
4 -	30.925	43.289	22.678	1:36.892 (1)	90.40		12:25:26.999
5 -	31.194	43.485	23.431	1:38.110	89.28	1.218	12:27:05.109
6 -	31.395	43.358	23.034	1:37.787 (3)	89.58	0.895	12:28:42.896

BMCRC - MRO Championships 2022 - Rnd 6 @ Brands Hatch GP

DART Motorsport MRO 600/GP2 inc Clubman 600

RACE 2 - SECTOR ANALYSIS



SECTOR 1 = FL to I1, SECTOR 2 = I1 to I2, SECTOR 3 = I2 to FL, DIFF = Difference To Personal Best Lap, P = Crossed Finish Line in Pit Lane, D = Time Disallowed

P13 779 C Terry BRIAN		Yamaha R6 - Two Techs Renault Specialist					
IDEAL LAP TIME : 1:36.742		BEST LAP TIME : 1:36.915		DIFFERENCE : 0.173			
LAP	SECTOR 1	SECTOR 2	SECTOR 3	LAP TIME	MPH	DIFF	TIME OF DAY
1 -		43.738	22.986	1:44.565	83.77	7.650	12:20:35.366
2 -	31.005	43.271	22.850	1:37.126 (2)	90.19	0.211	12:22:12.492
3 -	31.454	43.822	22.971	1:38.247	89.16	1.332	12:23:50.739
4 -	30.744	43.291	22.880	1:36.915 (1)	90.38		12:25:27.654
5 -	31.121	43.425	23.635	1:38.181	89.22	1.266	12:27:05.835
6 -	31.369	43.188	22.810	1:37.367 (3)	89.96	0.452	12:28:43.202

P14 511 C Ross CLARKE		Kawasaki ZX600RR - Ross clarke Farriery					
IDEAL LAP TIME : 1:36.794		BEST LAP TIME : 1:37.167		DIFFERENCE : 0.373			
LAP	SECTOR 1	SECTOR 2	SECTOR 3	LAP TIME	MPH	DIFF	TIME OF DAY
1 -		45.498	23.583	1:48.731	80.56	11.564	12:20:39.532
2 -	31.315	43.611	22.990	1:37.916	89.46	0.749	12:22:17.448
3 -	31.046	43.991	22.819	1:37.856 (2)	89.51	0.689	12:23:55.304
4 -	30.958	43.255	23.893	1:38.106	89.28	0.939	12:25:33.410
5 -	31.499	43.252	23.129	1:37.880 (3)	89.49	0.713	12:27:11.290
6 -	30.844	43.131	23.192	1:37.167 (1)	90.15		12:28:48.457

P15 33 C Aaren CARPENTER		Kawasaki ZX6R - Slugcrow Racing					
IDEAL LAP TIME : 1:37.148		BEST LAP TIME : 1:37.715		DIFFERENCE : 0.567			
LAP	SECTOR 1	SECTOR 2	SECTOR 3	LAP TIME	MPH	DIFF	TIME OF DAY
1 -		45.016	23.381	1:46.676	82.11	8.961	12:20:37.477
2 -	31.144	43.870	23.048	1:38.062	89.32	0.347	12:22:15.539
3 -	31.296	43.649	22.770	1:37.715 (1)	89.64		12:23:53.254
4 -	31.063	43.510	23.414	1:37.987 (2)	89.39	0.272	12:25:31.241
5 -	31.801	44.190	23.335	1:39.326	88.19	1.611	12:27:10.567
6 -	31.944	43.357	22.728	1:38.029 (3)	89.35	0.314	12:28:48.596

P16 168 C Aaron DALRYMPLE		Yamaha R6 - Team Blumpkin Racing					
IDEAL LAP TIME : 1:37.620		BEST LAP TIME : 1:37.948		DIFFERENCE : 0.328			
LAP	SECTOR 1	SECTOR 2	SECTOR 3	LAP TIME	MPH	DIFF	TIME OF DAY
1 -		44.636	23.097	1:46.873	81.96	8.925	12:20:37.674
2 -	31.555	44.319	23.004	1:38.878	88.59	0.930	12:22:16.552
3 -	31.140	43.916	22.892	1:37.948 (1)	89.43		12:23:54.500
4 -	31.197	44.261	23.836	1:39.294	88.22	1.346	12:25:33.794
5 -	31.533	43.702	22.814	1:38.049 (2)	89.34	0.101	12:27:11.843
6 -	31.128	43.678	23.249	1:38.055 (3)	89.33	0.107	12:28:49.898

P17 118 C Jim COYLE		Triumph 675 - Big Jim RIP					
IDEAL LAP TIME : 1:37.833		BEST LAP TIME : 1:38.453		DIFFERENCE : 0.620			
LAP	SECTOR 1	SECTOR 2	SECTOR 3	LAP TIME	MPH	DIFF	TIME OF DAY
1 -		44.576	23.349	1:46.472	82.27	8.019	12:20:37.273
2 -	31.532	44.450	23.083	1:39.065 (3)	88.42	0.612	12:22:16.338
3 -	31.648	44.760	22.687	1:39.095	88.39	0.642	12:23:55.433
4 -	31.199	44.011	23.801	1:39.011 (2)	88.47	0.558	12:25:34.444
5 -	31.135	44.095	23.223	1:38.453 (1)	88.97		12:27:12.897
6 -	31.459	44.606	24.075	1:40.140	87.47	1.687	12:28:53.037

P18 43 C Daniel SALES		Yamaha R6 - Team Freddie, Ron & Frankie					
IDEAL LAP TIME : 1:37.476		BEST LAP TIME : 1:37.476		DIFFERENCE : 0.000			
LAP	SECTOR 1	SECTOR 2	SECTOR 3	LAP TIME	MPH	DIFF	TIME OF DAY
1 -		45.661	23.134	1:49.597	79.92	12.121	12:20:40.398
2 -	31.141	43.609	22.726	1:37.476 (1)	89.86		12:22:17.874
3 -	31.176	44.185	22.750	1:38.111 (2)	89.28	0.635	12:23:55.985
4 -	31.392	43.964	23.522	1:38.878	88.59	1.402	12:25:34.863
5 -	31.596	43.933	23.229	1:38.758 (3)	88.70	1.282	12:27:13.621
6 -	31.550	44.619	23.535	1:39.704	87.85	2.228	12:28:53.325

BMCRC - MRO Championships 2022 - Rnd 6 @ Brands Hatch GP

DART Motorsport MRO 600/GP2 inc Clubman 600

RACE 2 - SECTOR ANALYSIS



SECTOR 1 = FL to I1, SECTOR 2 = I1 to I2, SECTOR 3 = I2 to FL, DIFF = Difference To Personal Best Lap, P = Crossed Finish Line in Pit Lane, D = Time Disallowed

P19 73 C		Jamie THOMAS		Yamaha R6 - Team RubyRacing			
IDEAL LAP TIME : 1:38.737		BEST LAP TIME : 1:38.868		DIFFERENCE : 0.131			
LAP	SECTOR 1	SECTOR 2	SECTOR 3	LAP TIME	MPH	DIFF	TIME OF DAY
1 -		45.134	23.868	1:47.813	81.25	8.945	12:20:38.614
2 -	31.283	44.331	23.254	1:38.868 (1)	88.60		12:22:17.482
3 -	31.994	44.329	23.509	1:39.832	87.74	0.964	12:23:57.314
4 -	31.552	44.200	23.714	1:39.466 (3)	88.06	0.598	12:25:36.780
5 -	31.668	44.396	24.007	1:40.071	87.53	1.203	12:27:16.851
6 -	31.609	44.262	23.589	1:39.460 (2)	88.07	0.592	12:28:56.311

P20 228 C		Paul McFADDEN		Kawasaki ZX636 - T.McFadden Plant Ltd			
IDEAL LAP TIME : 1:39.240		BEST LAP TIME : 1:39.393		DIFFERENCE : 0.153			
LAP	SECTOR 1	SECTOR 2	SECTOR 3	LAP TIME	MPH	DIFF	TIME OF DAY
1 -		46.921	23.719	1:51.588	78.50	12.195	12:20:42.389
2 -	31.525	45.075	23.422	1:40.022 (3)	87.57	0.629	12:22:22.411
3 -	31.789	45.194	23.330	1:40.313	87.32	0.920	12:24:02.724
4 -	31.762	44.904	23.508	1:40.174	87.44	0.781	12:25:42.898
5 -	31.969	44.844	23.203	1:40.016 (2)	87.58	0.623	12:27:22.914
6 -	31.437	44.997	22.959	1:39.393 (1)	88.13		12:29:02.307

P21 22 C		Toby TRUNDLE		Yamaha YZF-R6 - Harris Motorcycles - Harlow			
IDEAL LAP TIME : 1:41.619		BEST LAP TIME : 1:41.619		DIFFERENCE : 0.000			
LAP	SECTOR 1	SECTOR 2	SECTOR 3	LAP TIME	MPH	DIFF	TIME OF DAY
1 -		47.361	24.264	1:53.034	77.49	11.415	12:20:43.835
2 -	33.018	46.090	24.109	1:43.217	84.86	1.598	12:22:27.052
3 -	32.494	46.690	24.146	1:43.330	84.77	1.711	12:24:10.382
4 -	33.077	45.829	23.967	1:42.873 (3)	85.15	1.254	12:25:53.255
5 -	32.459	45.313	23.847	1:41.619 (1)	86.20		12:27:34.874
6 -	32.926	45.338	24.362	1:42.626 (2)	85.35	1.007	12:29:17.500

P22 120 C		James GOWER		Yamaha R6 - TeamRubyRacing			
IDEAL LAP TIME : 1:41.895		BEST LAP TIME : 1:42.166		DIFFERENCE : 0.271			
LAP	SECTOR 1	SECTOR 2	SECTOR 3	LAP TIME	MPH	DIFF	TIME OF DAY
1 -		46.847	24.381	1:51.899	78.28	9.733	12:20:42.700
2 -	32.551	45.927	24.027	1:42.505 (2)	85.45	0.339	12:22:25.205
3 -	32.603	47.653	24.324	1:44.580	83.76	2.414	12:24:09.785
4 -	32.837	45.707	24.343	1:42.887	85.14	0.721	12:25:52.672
5 -	32.599	45.317	24.250	1:42.166 (1)	85.74		12:27:34.838
6 -	32.883	45.617	24.263	1:42.763 (3)	85.24	0.597	12:29:17.601

P23 28 C		Craig BICKNELL		Yamaha R6 - On Point Security LTD			
IDEAL LAP TIME : 1:41.770		BEST LAP TIME : 1:42.290		DIFFERENCE : 0.520			
LAP	SECTOR 1	SECTOR 2	SECTOR 3	LAP TIME	MPH	DIFF	TIME OF DAY
1 -		47.205	23.681	1:52.239	78.04	9.949	12:20:43.040
2 -	32.780	45.779	23.731	1:42.290 (1)	85.63		12:22:25.330
3 -	32.827	47.087	24.078	1:43.992	84.23	1.702	12:24:09.322
4 -	32.818	45.471	24.172	1:42.461 (2)	85.49	0.171	12:25:51.783
5 -	32.618	45.564	24.392	1:42.574 (3)	85.40	0.284	12:27:34.357
6 -	33.739	45.827	24.035	1:43.601	84.55	1.311	12:29:17.958

P24 13		Doug EDMONDSON		Triumph DAYTONA - Stan Stephens Tuning			
IDEAL LAP TIME : 1:39.206		BEST LAP TIME : 1:39.500		DIFFERENCE : 0.294			
LAP	SECTOR 1	SECTOR 2	SECTOR 3	LAP TIME	MPH	DIFF	TIME OF DAY
1 -		1:06.100	23.409	2:08.851	67.98	29.351	12:20:59.652
2 -	31.987	44.368	23.471	1:39.826	87.75	0.326	12:22:39.478
3 -	31.655	44.778	23.389	1:39.822 (3)	87.75	0.322	12:24:19.300
4 -	31.782	44.429	23.422	1:39.633 (2)	87.92	0.133	12:25:58.933
5 -	31.861	44.606	23.456	1:39.923	87.66	0.423	12:27:38.856
6 -	31.913	44.162	23.425	1:39.500 (1)	88.03		12:29:18.356

BMCRC - MRO Championships 2022 - Rnd 6 @ Brands Hatch GP

DART Motorsport MRO 600/GP2 inc Clubman 600

RACE 2 - SECTOR ANALYSIS



SECTOR 1 = FL to I1, SECTOR 2 = I1 to I2, SECTOR 3 = I2 to FL, DIFF = Difference To Personal Best Lap, P = Crossed Finish Line in Pit Lane, D = Time Disallowed

P25 79 C		Thomas GARNER		Yamaha R6 -			
IDEAL LAP TIME : 1:39.778		BEST LAP TIME : 1:40.053		DIFFERENCE : 0.275			
LAP	SECTOR 1	SECTOR 2	SECTOR 3	LAP TIME	MPH	DIFF	TIME OF DAY
1 -		46.120	23.766	1:50.185	79.50	10.132	12:20:40.986
2 -	32.257	45.215	23.428	1:40.900 (2)	86.81	0.847	12:22:21.886
3 -	32.311	58.153	23.266	1:53.730	77.02	13.677	12:24:15.616
4 -	32.251	45.157	23.821	1:41.229 (3)	86.53	1.176	12:25:56.845
5 -	32.377	45.657	23.558	1:41.592	86.22	1.539	12:27:38.437
6 -	32.011	44.501	23.541	1:40.053 (1)	87.55		12:29:18.490

P26 62 C		Oliver NUNN		Yamaha R6 - Intertechnic UK & STVL			
IDEAL LAP TIME : 1:41.290		BEST LAP TIME : 1:41.369		DIFFERENCE : 0.079			
LAP	SECTOR 1	SECTOR 2	SECTOR 3	LAP TIME	MPH	DIFF	TIME OF DAY
1 -		47.813	24.459	1:54.194	76.70	12.825	12:20:44.995
2 -	33.506	46.727	23.978	1:44.211	84.05	2.842	12:22:29.206
3 -	33.340	47.172	23.622	1:44.134	84.12	2.765	12:24:13.340
4 -	33.357	45.658	24.110	1:43.125 (3)	84.94	1.756	12:25:56.465
5 -	33.298	45.609	24.204	1:43.111 (2)	84.95	1.742	12:27:39.576
6 -	32.579	45.089	23.701	1:41.369 (1)	86.41		12:29:20.945

P27 85 C		James ROBINSON		Yamaha R6 - claire palastanga ceramics			
IDEAL LAP TIME : 1:37.732		BEST LAP TIME : 1:37.980		DIFFERENCE : 0.248			
LAP	SECTOR 1	SECTOR 2	SECTOR 3	LAP TIME	MPH	DIFF	TIME OF DAY
1 -		1:17.796	23.286	2:20.418	62.38	42.438	12:21:11.219
2 -	31.217	43.783	22.980	1:37.980 (1)	89.40		12:22:49.199
3 -	31.389	43.877	23.147	1:38.413 (3)	89.01	0.433	12:24:27.612
4 -	31.209	44.056	23.360	1:38.625	88.81	0.645	12:26:06.237
5 -	31.460	43.543	23.362	1:38.365 (2)	89.05	0.385	12:27:44.602
6 -	31.387	43.598	23.673	1:38.658	88.78	0.678	12:29:23.260

P28 117 C		Benjamin STONARD		Yamaha R6 - BJ Signs & Decals LTD			
IDEAL LAP TIME : 1:44.180		BEST LAP TIME : 1:44.362		DIFFERENCE : 0.182			
LAP	SECTOR 1	SECTOR 2	SECTOR 3	LAP TIME	MPH	DIFF	TIME OF DAY
1 -		47.866	24.433	1:54.064	76.79	9.702	12:20:44.865
2 -	33.131	46.868	24.363	1:44.362 (1)	83.93		12:22:29.227
3 -	33.762	47.786	24.181	1:45.729 (3)	82.85	1.367	12:24:14.956
4 -	33.605	47.128	24.926	1:45.659 (2)	82.90	1.297	12:26:00.615
5 -	33.785	48.061	25.121	1:46.967	81.89	2.605	12:27:47.582
6 -	34.347	48.799	25.821	1:48.967	80.38	4.605	12:29:36.549

P29 2		Andrew GILL		Kawasaki ZX6R - Many thanks to the Elgar brothers			
IDEAL LAP TIME : 1:36.502		BEST LAP TIME : 1:36.629		DIFFERENCE : 0.127			
LAP	SECTOR 1	SECTOR 2	SECTOR 3	LAP TIME	MPH	DIFF	TIME OF DAY
1 -		44.477	22.708	1:44.668	83.69	8.039	12:20:35.469
2 -	30.543	43.251	22.835	1:36.629 (1)	90.65		12:22:12.098
3 -	31.693	43.683	22.919	1:38.295 (2)	89.11	1.666	12:23:50.393

P30 45 C		Jake MARSH		Kawasaki ZX6R - Zipped Up Racing			
IDEAL LAP TIME : 1:36.705		BEST LAP TIME : 1:37.245		DIFFERENCE : 0.540			
LAP	SECTOR 1	SECTOR 2	SECTOR 3	LAP TIME	MPH	DIFF	TIME OF DAY
1 -		44.469	23.100	1:45.685	82.88	8.440	12:20:36.486
2 -	30.841	43.579	22.825	1:37.245 (1)	90.08		12:22:13.731
3 -	30.455	43.768	23.055	1:37.278 (2)	90.04	0.033	12:23:51.009

BMCRC - MRO Championships 2022 - Rnd 6 @ Brands Hatch GP

DART Motorsport MRO 600/GP2 inc Clubman 600

RACE 2 - SECTOR ANALYSIS



SECTOR 1 = FL to I1, SECTOR 2 = I1 to I2, SECTOR 3 = I2 to FL, DIFF = Difference To Personal Best Lap, P = Crossed Finish Line in Pit Lane, D = Time Disallowed

P31		212 C		Matt PALLETT		Yamaha R6 - BDA Chartered Architects	
IDEAL LAP TIME : 1:33.788		BEST LAP TIME : 1:33.881		DIFFERENCE : 0.093			
LAP	SECTOR 1	SECTOR 2	SECTOR 3	LAP TIME	MPH	DIFF	TIME OF DAY
1 -		42.363	22.585	1:41.027	86.70	7.146	12:20:31.828
2 -	29.953	41.796	22.132	1:33.881 (1)	93.30		12:22:05.709

P32		41 C		Toby COOK		Triumph DAYTONA - Brixham Bodyworks	
IDEAL LAP TIME : 1:46.028		BEST LAP TIME : 1:48.514		DIFFERENCE : 2.486			
LAP	SECTOR 1	SECTOR 2	SECTOR 3	LAP TIME	MPH	DIFF	TIME OF DAY
1 -		48.094	24.570	1:54.795	76.30	6.281	12:20:45.596
2 -	34.185	49.934	24.395	1:48.514 (1)	80.72		12:22:34.110

BMCRC - MRO Championships 2022 - Rnd 6 @ Brands Hatch GP

DART Motorsport MRO 600/GP2 inc Clubman 600

RACE 2 - BEST SECTORS

SECTOR 1			SECTOR 2			SECTOR 3			IDEAL / BEST COMPARISON						
POS	NO	NAME	TIME	NO	NAME	TIME	NO	NAME	TIME	POS	NO	NAME	IDEAL	BEST	DIFF
													PERFECT LAP	1:32.027	
1	26	WHITE	29.264	53	BURNS	41.104	82	BULL	21.659	1	82	BULL	1:32.230	1:32.296	0.066
2	82	BULL	29.315	82	BULL	41.256	26	WHITE	21.837	2	53	BURNS	1:32.319	1:32.396	0.077
3	53	BURNS	29.353	26	WHITE	41.313	53	BURNS	21.862	3	26	WHITE	1:32.414	1:32.431	0.017
4	961	SIM	29.484	961	SIM	41.617	818	BARKER	21.949	4	961	SIM	1:33.188	1:33.688	0.500
5	818	BARKER	29.576	188	KRAWIECKI	41.676	961	SIM	22.087	5	818	BARKER	1:33.221	1:33.382	0.161
6	661	HARRIS	29.788	818	BARKER	41.696	188	KRAWIECKI	22.129	6	188	KRAWIECKI	1:33.680	1:33.920	0.240
7	212	PALLET	29.860	212	PALLET	41.796	212	PALLET	22.132	7	212	PALLET	1:33.788	1:33.881	0.093
8	188	KRAWIECKI	29.875	661	HARRIS	42.088	661	HARRIS	22.152	8	661	HARRIS	1:34.028	1:34.072	0.044
9	169	CUNNINGHAM	30.232	47	PEAD	42.099	47	PEAD	22.340	9	47	PEAD	1:34.720	1:35.006	0.286
10	30	MELLOR	30.240	30	MELLOR	42.625	169	CUNNINGHAM	22.452	10	169	CUNNINGHAM	1:35.472	1:35.738	0.266
11	47	PEAD	30.281	5	REYNOLDS	42.785	87	POVAH	22.678	11	30	MELLOR	1:35.553	1:35.652	0.099
12	45	MARSH	30.455	169	CUNNINGHAM	42.788	118	COYLE	22.687	12	2	GILL	1:36.502	1:36.629	0.127
13	2	GILL	30.543	511	CLARKE	43.131	30	MELLOR	22.688	13	45	MARSH	1:36.705	1:37.245	0.540
14	779	BRIAN	30.744	87	POVAH	43.137	5	REYNOLDS	22.708	14	87	POVAH	1:36.740	1:36.892	0.152
15	511	CLARKE	30.844	779	BRIAN	43.188	2	GILL	22.708	15	779	BRIAN	1:36.742	1:36.915	0.173
16	87	POVAH	30.925	2	GILL	43.251	43	SALES	22.726	16	5	REYNOLDS	1:36.754	1:37.149	0.395
17	33	CARPENTER	31.063	33	CARPENTER	43.357	33	CARPENTER	22.728	17	511	CLARKE	1:36.794	1:37.167	0.373
18	168	DALRYMPLE	31.128	45	MARSH	43.425	779	BRIAN	22.810	18	33	CARPENTER	1:37.148	1:37.715	0.567
19	118	COYLE	31.135	85	ROBINSON	43.543	168	DALRYMPLE	22.814	19	43	SALES	1:37.476	1:37.476	0.000
20	43	SALES	31.141	43	SALES	43.609	511	CLARKE	22.819	20	168	DALRYMPLE	1:37.620	1:37.948	0.328
21	85	ROBINSON	31.209	168	DALRYMPLE	43.678	45	MARSH	22.825	21	85	ROBINSON	1:37.732	1:37.980	0.248
22	5	REYNOLDS	31.261	118	COYLE	44.011	228	McFADDEN	22.959	22	118	COYLE	1:37.833	1:38.453	0.620
23	73	THOMAS	31.283	13	EDMONDSON	44.162	85	ROBINSON	22.980	23	73	THOMAS	1:38.737	1:38.868	0.131
24	228	McFADDEN	31.437	73	THOMAS	44.200	73	THOMAS	23.254	24	13	EDMONDSON	1:39.206	1:39.500	0.294
25	13	EDMONDSON	31.655	79	GARNER	44.501	79	GARNER	23.266	25	228	McFADDEN	1:39.240	1:39.393	0.153
26	79	GARNER	32.011	228	McFADDEN	44.844	13	EDMONDSON	23.389	26	79	GARNER	1:39.778	1:40.053	0.275
27	22	TRUNDLE	32.459	62	NUNN	45.089	62	NUNN	23.622	27	62	NUNN	1:41.290	1:41.369	0.079
28	120	GOWER	32.551	22	TRUNDLE	45.313	28	BICKNELL	23.681	28	22	TRUNDLE	1:41.619	1:41.619	0.000
29	62	NUNN	32.579	120	GOWER	45.317	22	TRUNDLE	23.847	29	28	BICKNELL	1:41.770	1:42.290	0.520
30	28	BICKNELL	32.618	28	BICKNELL	45.471	120	GOWER	24.027	30	120	GOWER	1:41.895	1:42.166	0.271
31	117	STONARD	33.131	117	STONARD	46.868	117	STONARD	24.181	31	117	STONARD	1:44.180	1:44.362	0.182
32	41	COOK	33.539	41	COOK	48.094	41	COOK	24.395	32	41	COOK	1:46.028	1:48.514	2.486

BMCRC - MRO Championships 2022 - Rnd 6 @ Brands Hatch GP

DART Motorsport MRO 600/GP2 inc Clubman 600

RACE 2 - STATISTICS

Competitors Started	32
Planned Start	2022-07-16 @ 12:10:00.000
Actual Start	2022-07-16 @ 12:18:50.800
Finish Time	2022-07-16 @ 12:28:13.460
Track Length	2.4332mi.
Total Laps	178
Total Distance Covered	433.1255mi.

Session Fastest Lap History

NO	CL	NAME	LAP TIME	TIME OF DAY	LAP	VEHICLE
26		William WHITE	1:32.742	12:22:01.564	2	Triumph 675 DAYTONA
82		James BULL	1:32.648	12:22:02.805	2	Kawasaki ZX6R 636
26		William WHITE	1:32.431	12:23:33.994	3	Triumph 675 DAYTONA
53		Joe BURNS	1:32.396	12:23:34.312	3	Triumph DAYTONA 675R
82		James BULL	1:32.296	12:23:35.101	3	Kawasaki ZX6R 636

Session Leader History

NO	CL	NAME	FROM LAP	LAPS LED	DISTANCE	VEHICLE
26		William WHITE	1	5	12.16 miles	Triumph 675 DAYTONA
53		Joe BURNS	6	1	2.43 miles	Triumph DAYTONA 675R

Flag History

TYPE	TIME OF DAY
GREEN	12:18:50.800
FINISH	12:28:13.460

Flag Statistics

TYPE	COUNT	TOTAL LAPS	TOTAL TIME
Green	1	6	10:51.767
Red	0	0	0.000
Safety Car	0	0	0.000
FCY	0	0	0.000

BMCRC - MRO Championships 2022 - Rnd 6 @ Brands Hatch GP

DART Motorsport MRO 600/GP2 inc Clubman 600

RACE 2 - STATISTICS

CLASS :

12 Starters

Fastest Lap History

NO	NAME	LAP TIME	TIME OF DAY	LAP	VEHICLE
26	William WHITE	1:32.742	12:22:01.564	2	Triumph 675 DAYTONA
82	James BULL	1:32.648	12:22:02.805	2	Kawasaki ZX6R 636
26	William WHITE	1:32.431	12:23:33.994	3	Triumph 675 DAYTONA
53	Joe BURNS	1:32.396	12:23:34.312	3	Triumph DAYTONA 675R
82	James BULL	1:32.296	12:23:35.101	3	Kawasaki ZX6R 636

Leader History

NO	NAME	FROM LAP	LAPS LED	DISTANCE	VEHICLE
26	William WHITE	1	5	12.16 miles	Triumph 675 DAYTONA
53	Joe BURNS	6	1	2.43 miles	Triumph DAYTONA 675R

BMCRC - MRO Championships 2022 - Rnd 6 @ Brands Hatch GP

DART Motorsport MRO 600/GP2 inc Clubman 600

RACE 2 - STATISTICS

CLASS : C

19 Starters

Fastest Lap History

NO	NAME	LAP TIME	TIME OF DAY	LAP	VEHICLE
212	Matt PALLETT	1:33.881	12:22:05.731	2	Yamaha R6

Leader History

NO	NAME	FROM LAP	LAPS LED	DISTANCE	VEHICLE
212	Matt PALLETT	1	2	4.86 miles	Yamaha R6
30	Owen MELLOR	3	4	9.73 miles	Kawaski ZX-6

BMCRC - MRO Championships 2022 - Rnd 6 @ Brands Hatch GP

DART Motorsport MRO 600/GP2 inc Clubman 600

RACE 2 - STATISTICS

CLASS : GP2

1 Starters

Fastest Lap History

NO	NAME	LAP TIME	TIME OF DAY	LAP	VEHICLE
661	Cameron HARRIS	1:34.072	12:22:04.876	2	Triumph 675R

Leader History

NO	NAME	FROM LAP	LAPS LED	DISTANCE	VEHICLE
661	Cameron HARRIS	1	6	14.59 miles	Triumph 675R

BMCRC - MRO Championships 2022 - Rnd 6 @ Brands Hatch GP



DART Motorsport MRO 600/GP2 inc Clubman 600

RACE 12 - GRID (6 Laps)

ROW 13	39		38		37	100	Craig HOWTON		
ROW 12	36	128	David SPENCER	35	46	Pete MARSH	34	29	Michael SHEPPHARD
ROW 11	33	132	Mitchell GILBERT	32	41	Toby COOK	31	117	Benjamin STONARD
ROW 10	30	28	Craig BICKNELL	29	120	James GOWER	28	22	Toby TRUNDLE
ROW 9	27	62	Oliver NUNN	26	79	Thomas GARNER	25	13	Doug EDMONDSON
ROW 8	24	228	Paul McFADDEN	23	73	Jamie THOMAS	22	118	Jim COYLE
ROW 7	21	85	James ROBINSON	20	168	Aaron DALRYMPLE	19	33	Aaren CARPENTER
ROW 6	18	43	Daniel SALES	17	45	Jake MARSH	16	511	Ross CLARKE
ROW 5	15	5	John REYNOLDS	14	779	Terry BRIAN	13	87	Keith POVAH
ROW 4	12	2	Andrew GILL	11	169	Gareth CUNNINGHAM	10	30	Owen MELLOR
ROW 3	9	47	Ed PEAD	8	661	Cameron HARRIS	7	188	Dawid KRAWIECKI
ROW 2	6	212	Matt PALLETT	5	961	Jack SIM	4	818	Alex BARKER
ROW 1	3	26	William WHITE	2	53	Joe BURNS	1	82	James BULL
Pole									

Brands Hatch GP: 2.4332 miles

These results are provisional until the conclusion of any judicial and technical matters.

Clerk Of Course :	Stewards :	Timekeeper : <i>Craig Smith</i>
-------------------	------------	------------------------------------

Results can be found at www.tsl-timing.com

Printed - 12:31 Saturday, 16 July 2022



BMCRC - MRO Championships 2022 - Rnd 6 @ Brands Hatch GP



DART Motorsport MRO 600/GP2 inc Clubman 600

RACE 12 - CLASSIFICATION

POS	NO	CL	PIC NAME	ENTRY	LAPS	TIME	GAP	DIFF	MPH	BEST	ON
1	82		1 James BULL	Kawasaki ZX6R 636 - team bull racing	6	9:23.889			93.20	1:32.901	4
2	26		2 William WHITE	Triumph 675 DAYTONA - JP. Guivier	6	9:25.022	1.133	1.133	93.02	1:32.987	2
3	818		3 Alex BARKER	Yamaha R6 - Barker Woodrow LTD & Foundry Tyres	6	9:27.537	3.648	2.515	92.60	1:33.299	3
4	961		4 Jack SIM	Kawasaki ZX6 R - Vanguard Motorsport, Platform Li	6	9:27.682	3.793	0.145	92.58	1:33.356	2
5	661	GP2	1 Cameron HARRIS	Triumph 675R - Harris / Tony Scott Motorsport	6	9:35.188	11.299	7.506	91.37	1:34.751	2
6	188		5 Dawid KRAWIECKI	Yamaha R6 - Code Blue LTD & D A East Electrical	6	9:35.282	11.393	0.094	91.36	1:34.153	6
7	47		6 Ed PEAD	Yamaha R6 -	6	9:36.797	12.908	1.515	91.12	1:34.514	6
8	212	C	1 Matt PALLETT	Yamaha R6 - BDA Chartered Architects	6	9:37.170	13.281	0.373	91.06	1:34.539	6
9	30	C	2 Owen MELLOR	Kawaski ZX-6 - BDS Motorcycles	6	9:40.026	16.137	2.856	90.61	1:35.429	3
10	169		7 Gareth CUNNINGHAM	Yamaha R6 - Burnham cars ltd	6	9:41.014	17.125	0.988	90.46	1:35.546	4
11	5		8 John REYNOLDS	Yamaha R6 - Fins Motorcycles	6	9:44.495	20.606	3.481	89.92	1:35.563	4
12	779	C	3 Terry BRIAN	Yamaha R6 - Two Techs Renault Specialist	6	9:51.056	27.167	6.561	88.92	1:37.006	3
13	511	C	4 Ross CLARKE	Kawasaki ZX600RR - Ross clarke Farriery	6	9:53.806	29.917	2.750	88.51	1:36.892	5
14	87		9 Keith POVAH	Yamaha R6 - Huge thank you to Bobbi & Jon Saundr	6	9:53.954	30.065	0.148	88.48	1:36.920	5
15	33	C	5 Aaren CARPENTER	Kawasaki ZX6R - Slugcrow Racing	6	9:54.164	30.275	0.210	88.45	1:36.891	5
16	168	C	6 Aaron DALRYMPLE	Yamaha R6 - Team Blumpkin Racing	6	9:54.800	30.911	0.636	88.36	1:36.811	6
17	45	C	7 Jake MARSH	Kawasaki ZX6R - Zipped Up Racing	6	10:00.886	36.997	6.086	87.46	1:38.191	4
18	13		10 Doug EDMONDSON	Triumph DAYTONA - Stan Stephens Tuning	6	10:01.023	37.134	0.137	87.44	1:38.019	6
19	118	C	8 Jim COYLE	Triumph 675 - Big Jim RIP	6	10:06.648	42.759	5.625	86.63	1:38.940	2
20	43	C	9 Daniel SALES	Yamaha R6 - Team Freddie, Ron & Frankie	6	10:06.698	42.809	0.050	86.63	1:38.702	4
21	85	C	10 James ROBINSON	Yamaha R6 - claire palastanga ceramics	6	10:08.235	44.346	1.537	86.41	1:39.681	6
22	73	C	11 Jamie THOMAS	Yamaha R6 - Team RubyRacing	6	10:08.280	44.391	0.045	86.40	1:39.488	4
23	228	C	12 Paul McFADDEN	Kawasaki ZX636 - T.McFadden Plant Ltd	6	10:21.294	57.405	13.014	84.59	1:39.578	6
24	22	C	13 Toby TRUNDLE	Yamaha YZF-R6 - Harris Motorcycles - Harlow	6	10:26.263	1:02.374	4.969	83.92	1:42.429	5
25	120	C	14 James GOWER	Yamaha R6 - TeamRubyRacing	6	10:26.351	1:02.462	0.088	83.91	1:41.975	6
26	79	C	15 Thomas GARNER	Yamaha R6 -	6	10:32.785	1:08.896	6.434	83.05	1:43.470	2
27	62	C	16 Oliver NUNN	Yamaha R6 - Intertechnic UK & STVL	6	10:47.815	1:23.926	15.030	81.13	1:42.978	6

NOT CLASSIFIED

DNF	53		Joe BURNS	Triumph DAYTONA 675R - Diamond Race Products	5	7:49.380	1 Lap	1 Lap	93.31	1:32.730	3
DNF	117	C	Benjamin STONARD	Yamaha R6 - BJ Signs & Decals LTD	3	5:19.499	3 Laps	2 Laps	82.25	1:43.707	2
DNF	41	C	Toby COOK	Triumph DAYTONA - Brixham Bodyworks	2	3:44.139	4 Laps	1 Lap	78.16	1:49.664	2
DNF	28	C	Craig BICKNELL	Yamaha R6 - On Point Security LTD	0						

FASTEST LAP

53		Joe BURNS	Triumph DAYTONA 675R - Diamond Race Products	3	1:32.730	94.46 mph	152.02 kph
212	C	Matt PALLETT	Yamaha R6 - BDA Chartered Architects	6	1:34.539	92.65 mph	149.11 kph
661	GP2	Cameron HARRIS	Triumph 675R - Harris / Tony Scott Motorsport	2	1:34.751	92.45 mph	148.78 kph

Class - 92.5% of Race Speed = 86.21 mph
 Class GP2 - 92.5% of Race Speed = 84.51 mph
 Class C - 92.5% of Race Speed = 84.23 mph

Weather / Track : Sunny / Dry

These results are provisional until the conclusion of any judicial and technical matters.

Race Distance: 6 Laps / 14.59 miles
 Brands Hatch GP: 2.4332 miles
 Date: 16/07/2022 Start: 16:04 Finish: 16:14

Clerk Of Course :	Stewards :	Timekeeper : <i>Craig Smith</i>
-------------------	------------	------------------------------------

Results can be found at www.tsl-timing.com

Printed - 16:16 Saturday, 16 July 2022



BMCRC - MRO Championships 2022 - Rnd 6 @ Brands Hatch GP

DART Motorsport MRO 600/GP2 inc Clubman 600

RACE 12 - LAP CHART

LAP 1 @ 16:06:26.086			LAP 3 @ 16:09:31.560			LAP 5 @ 16:12:38.791		
NO	BEHIND	LAP TIME	NO	BEHIND	LAP TIME	NO	BEHIND	LAP TIME
53		1:36.675	53		1:32.730	53		1:34.217
26	2.018	1:38.693	82	2.808	1:32.993	82	1.525	1:33.047
82	2.346	1:39.021	26	2.929	1:33.398	26	1.769	1:33.025
961	2.754	1:39.429	818	4.188	1:33.299	818	4.339	1:33.709
818	2.783	1:39.458	961	4.270	1:33.634	961	4.612	1:33.553
188	3.156	1:39.831	661	7.852	1:35.051	661	10.823	1:35.255
661	3.524	1:40.199	188	8.370	1:35.649	188	11.749	1:34.790
212	4.441	1:41.116	212	10.437	1:35.400	47	12.903	1:34.600
30	4.794	1:41.469	30	10.691	1:35.429	212	13.251	1:35.307
47	5.113	1:41.788	47	10.737	1:35.035	30	14.687	1:35.474
169	5.175	1:41.850	169	11.502	1:36.048	169	15.602	1:35.785
5	5.628	1:42.303	5	13.368	1:36.215	5	17.669	1:35.969
779	6.799	1:43.474	779	15.695	1:37.006	779	23.663	1:37.480
87	8.478	1:45.153	511	20.363	1:37.275	511	27.041	1:36.892
511	8.865	1:45.540	33	20.488	1:37.457	33	27.377	1:36.891
33	9.052	1:45.727	87	20.722	1:38.196	87	27.619	1:36.920
45	9.242	1:45.917	168	21.663	1:38.255	168	28.609	1:37.172
168	9.357	1:46.032	118	22.895	1:39.047	45	32.405	1:38.469
118	10.382	1:47.057	45	22.976	1:39.647	13	33.624	1:38.223
85	10.656	1:47.331	13	23.409	1:38.935	118	35.057	1:39.261
13	11.062	1:47.737	43	25.762	1:39.789	43	36.633	1:39.400
43	11.988	1:48.663	85	26.083	1:40.631	73	38.975	1:39.839
73	12.467	1:49.142	73	26.879	1:40.106	85	39.174	1:40.446
117	13.908	1:50.583	22	36.225	1:43.991	228	52.336	1:40.793
22	14.214	1:50.889	228	36.423	1:44.039	22	54.382	1:42.429
228	14.373	1:51.048	120	36.658	1:43.649	120	54.996	1:42.442
120	14.967	1:51.642	117	37.350	1:45.209	79	58.955	1:44.281
79	16.075	1:52.750	79	38.275	1:44.204	62	1:15.457	1:43.100
41	17.800	1:54.475	62	55.297	1:44.307			
62	31.321	2:07.996						

LAP 2 @ 16:07:58.830			LAP 4 @ 16:11:04.574			LAP 6 @ 16:14:13.300		
NO	BEHIND	LAP TIME	NO	BEHIND	LAP TIME	NO	BEHIND	LAP TIME
53		1:32.744	53		1:33.014	82		1:32.984
26	2.261	1:32.987	82	2.695	1:32.901	26	1.133	1:33.873
82	2.545	1:32.943	26	2.961	1:33.046	818	3.648	1:33.818
961	3.366	1:33.356	818	4.847	1:33.673	961	3.793	1:33.690
818	3.619	1:33.580	961	5.276	1:34.020	661	11.299	1:34.985
188	5.451	1:35.039	661	9.785	1:34.947	188	11.393	1:34.153
661	5.531	1:34.751	188	11.176	1:35.820	47	12.908	1:34.514
212	7.767	1:36.070	212	12.161	1:34.738	212	13.281	1:34.539
30	7.992	1:35.942	47	12.520	1:34.797	30	16.137	1:35.959
169	8.184	1:35.753	30	13.430	1:35.753	169	17.125	1:36.032
47	8.432	1:36.063	169	14.034	1:35.546	5	20.606	1:37.446
5	9.883	1:36.999	5	15.917	1:35.563	779	27.167	1:38.013
779	11.419	1:37.364	779	20.400	1:37.719	511	29.917	1:37.385
87	15.256	1:39.522	511	24.366	1:37.017	87	30.065	1:36.955
33	15.761	1:39.453	33	24.703	1:37.229	33	30.275	1:37.407
511	15.818	1:39.697	87	24.916	1:37.208	168	30.911	1:36.811
45	16.059	1:39.561	168	25.654	1:37.005	45	36.997	1:39.101
168	16.138	1:39.525	45	28.153	1:38.191	13	37.134	1:38.019
118	16.578	1:38.940	13	29.618	1:39.223	118	42.759	1:42.211
13	17.204	1:38.886	118	30.013	1:40.132	43	42.809	1:40.685
85	18.182	1:40.270	43	31.450	1:38.702	85	44.346	1:39.681
43	18.703	1:39.459	85	32.945	1:39.876	73	44.391	1:39.925
73	19.503	1:39.780	73	33.353	1:39.488	228	57.405	1:39.578
117	24.871	1:43.707	228	45.760	1:42.351	22	1:02.374	1:42.501
22	24.964	1:43.494	22	46.170	1:42.959	120	1:02.462	1:41.975
228	25.114	1:43.485	120	46.771	1:43.127	79	1:08.896	1:44.450
120	25.739	1:43.516	79	48.891	1:43.630	62	1:23.926	1:42.978
79	26.801	1:43.470	62	1:06.574	1:44.291			
41	34.720	1:49.664						
62	43.720	1:45.143						

Weather / Track : Sunny / Dry

Results can be found at www.tsl-timing.com

Brands Hatch GP: 2.4332 miles
Date: 16/07/2022 Start: 16:04 Finish: 16:14

Printed - 16:15 Saturday, 16 July 2022

BMCRC - MRO Championships 2022 - Rnd 6 @ Brands Hatch GP

DART Motorsport MRO 600/GP2 inc Clubman 600

RACE 12 - SECTOR ANALYSIS



SECTOR 1 = FL to I1, SECTOR 2 = I1 to I2, SECTOR 3 = I2 to FL, DIFF = Difference To Personal Best Lap, P = Crossed Finish Line in Pit Lane, D = Time Disallowed

P1 82		James BULL		Kawasaki ZX6R 636 - team bull racing			
IDEAL LAP TIME : 1:32.483		BEST LAP TIME : 1:32.901		DIFFERENCE : 0.418			
LAP	SECTOR 1	SECTOR 2	SECTOR 3	LAP TIME	MPH	DIFF	TIME OF DAY
1 -		42.106	21.955	1:39.021	88.46	6.120	16:06:28.432
2 -	29.305	41.862	21.776	1:32.943 (2)	94.24	0.042	16:08:01.375
3 -	29.442	41.645	21.906	1:32.993	94.19	0.092	16:09:34.368
4 -	29.590	41.419	21.892	1:32.901 (1)	94.29		16:11:07.269
5 -	29.288	41.901	21.858	1:33.047	94.14	0.146	16:12:40.316
6 -	29.420	41.663	21.901	1:32.984 (3)	94.20	0.083	16:14:13.300

P2 26		William WHITE		Triumph 675 DAYTONA - JP. Guivier			
IDEAL LAP TIME : 1:32.777		BEST LAP TIME : 1:32.987		DIFFERENCE : 0.210			
LAP	SECTOR 1	SECTOR 2	SECTOR 3	LAP TIME	MPH	DIFF	TIME OF DAY
1 -		41.880	22.082	1:38.693	88.75	5.706	16:06:28.104
2 -	29.492	41.650	21.845	1:32.987 (1)	94.20		16:08:01.091
3 -	29.561	41.972	21.865	1:33.398	93.79	0.411	16:09:34.489
4 -	29.679	41.444	21.923	1:33.046 (3)	94.14	0.059	16:11:07.535
5 -	29.488	41.555	21.982	1:33.025 (2)	94.16	0.038	16:12:40.560
6 -	29.697	41.699	22.477	1:33.873	93.31	0.886	16:14:14.433

P3 818		Alex BARKER		Yamaha R6 - Barker Woodrow LTD & Foundry Tyres LTD			
IDEAL LAP TIME : 1:33.141		BEST LAP TIME : 1:33.299		DIFFERENCE : 0.158			
LAP	SECTOR 1	SECTOR 2	SECTOR 3	LAP TIME	MPH	DIFF	TIME OF DAY
1 -		42.322	22.111	1:39.458	88.07	6.159	16:06:28.869
2 -	29.864	41.599	22.117	1:33.580 (2)	93.60	0.281	16:08:02.449
3 -	29.814	41.617	21.868	1:33.299 (1)	93.88		16:09:35.748
4 -	29.674	41.890	22.109	1:33.673 (3)	93.51	0.374	16:11:09.421
5 -	29.743	41.813	22.153	1:33.709	93.47	0.410	16:12:43.130
6 -	29.709	41.980	22.129	1:33.818	93.37	0.519	16:14:16.948

P4 961		Jack SIM		Kawasaki ZX6 R - Vanguard Motorsport, Platform Lift Engineers			
IDEAL LAP TIME : 1:33.090		BEST LAP TIME : 1:33.356		DIFFERENCE : 0.266			
LAP	SECTOR 1	SECTOR 2	SECTOR 3	LAP TIME	MPH	DIFF	TIME OF DAY
1 -		42.043	22.801	1:39.429	88.10	6.073	16:06:28.840
2 -	29.671	41.572	22.113	1:33.356 (1)	93.83		16:08:02.196
3 -	29.576	41.735	22.323	1:33.634 (3)	93.55	0.278	16:09:35.830
4 -	29.893	41.692	22.435	1:34.020	93.16	0.664	16:11:09.850
5 -	29.775	41.597	22.181	1:33.553 (2)	93.63	0.197	16:12:43.403
6 -	29.812	41.936	21.942	1:33.690	93.49	0.334	16:14:17.093

P5 661 GP2		Cameron HARRIS		Triumph 675R - Harris / Tony Scott Motorsport			
IDEAL LAP TIME : 1:34.170		BEST LAP TIME : 1:34.751		DIFFERENCE : 0.581			
LAP	SECTOR 1	SECTOR 2	SECTOR 3	LAP TIME	MPH	DIFF	TIME OF DAY
1 -		42.308	22.135	1:40.199	87.42	5.448	16:06:29.610
2 -	30.178	42.088	22.485	1:34.751 (1)	92.45		16:08:04.361
3 -	30.172	42.562	22.317	1:35.051	92.15	0.300	16:09:39.412
4 -	30.297	42.337	22.313	1:34.947 (2)	92.26	0.196	16:11:14.359
5 -	30.213	42.726	22.316	1:35.255	91.96	0.504	16:12:49.614
6 -	29.947	42.706	22.332	1:34.985 (3)	92.22	0.234	16:14:24.599

P6 188		Dawid KRAWIECKI		Yamaha R6 - Code Blue LTD & D A East Electrical			
IDEAL LAP TIME : 1:34.153		BEST LAP TIME : 1:34.153		DIFFERENCE : 0.000			
LAP	SECTOR 1	SECTOR 2	SECTOR 3	LAP TIME	MPH	DIFF	TIME OF DAY
1 -		42.227	22.277	1:39.831	87.74	5.678	16:06:29.242
2 -	30.149	42.263	22.627	1:35.039 (3)	92.17	0.886	16:08:04.281
3 -	30.114	42.962	22.573	1:35.649	91.58	1.496	16:09:39.930
4 -	30.365	42.735	22.720	1:35.820	91.41	1.667	16:11:15.750
5 -	30.180	42.095	22.515	1:34.790 (2)	92.41	0.637	16:12:50.540
6 -	29.931	41.955	22.267	1:34.153 (1)	93.03		16:14:24.693

BMCRC - MRO Championships 2022 - Rnd 6 @ Brands Hatch GP

DART Motorsport MRO 600/GP2 inc Clubman 600

RACE 12 - SECTOR ANALYSIS



SECTOR 1 = FL to I1, SECTOR 2 = I1 to I2, SECTOR 3 = I2 to FL, DIFF = Difference To Personal Best Lap, P = Crossed Finish Line in Pit Lane, D = Time Disallowed

P7 47 Ed PEAD		Yamaha R6 -					
IDEAL LAP TIME : 1:34.284		BEST LAP TIME : 1:34.514		DIFFERENCE : 0.230			
LAP	SECTOR 1	SECTOR 2	SECTOR 3	LAP TIME	MPH	DIFF	TIME OF DAY
1 -		42.727	22.697	1:41.788	86.05	7.274	16:06:31.199
2 -	30.554	43.157	22.352	1:36.063	91.18	1.549	16:08:07.262
3 -	30.291	42.384	22.360	1:35.035	92.17	0.521	16:09:42.297
4 -	30.398	42.068	22.331	1:34.797 (3)	92.40	0.283	16:11:17.094
5 -	30.023	42.236	22.341	1:34.600 (2)	92.59	0.086	16:12:51.694
6 -	30.120	41.930	22.464	1:34.514 (1)	92.68		16:14:26.208

P8 212 C Matt PALLETT		Yamaha R6 - BDA Chartered Architects					
IDEAL LAP TIME : 1:34.412		BEST LAP TIME : 1:34.539		DIFFERENCE : 0.127			
LAP	SECTOR 1	SECTOR 2	SECTOR 3	LAP TIME	MPH	DIFF	TIME OF DAY
1 -		42.758	22.403	1:41.116	86.63	6.577	16:06:30.527
2 -	30.382	43.243	22.445	1:36.070	91.18	1.531	16:08:06.597
3 -	30.126	42.752	22.522	1:35.400	91.82	0.861	16:09:41.997
4 -	30.191	42.218	22.329	1:34.738 (2)	92.46	0.199	16:11:16.735
5 -	30.710	42.275	22.322	1:35.307 (3)	91.91	0.768	16:12:52.042
6 -	30.040	42.345	22.154	1:34.539 (1)	92.65		16:14:26.581

P9 30 C Owen MELLOR		Kawaski ZX-6 - BDS Motorcycles					
IDEAL LAP TIME : 1:34.998		BEST LAP TIME : 1:35.429		DIFFERENCE : 0.431			
LAP	SECTOR 1	SECTOR 2	SECTOR 3	LAP TIME	MPH	DIFF	TIME OF DAY
1 -		42.687	22.586	1:41.469	86.32	6.040	16:06:30.880
2 -	30.466	43.027	22.449	1:35.942	91.30	0.513	16:08:06.822
3 -	30.225	42.520	22.684	1:35.429 (1)	91.79		16:09:42.251
4 -	30.646	42.448	22.659	1:35.753 (3)	91.48	0.324	16:11:18.004
5 -	30.256	42.716	22.502	1:35.474 (2)	91.75	0.045	16:12:53.478
6 -	30.101	42.722	23.136	1:35.959	91.28	0.530	16:14:29.437

P10 169 Gareth CUNNINGHAM		Yamaha R6 - Burnham cars ltd					
IDEAL LAP TIME : 1:35.402		BEST LAP TIME : 1:35.546		DIFFERENCE : 0.144			
LAP	SECTOR 1	SECTOR 2	SECTOR 3	LAP TIME	MPH	DIFF	TIME OF DAY
1 -		42.826	22.499	1:41.850	86.00	6.304	16:06:31.261
2 -	30.220	43.177	22.356	1:35.753 (2)	91.48	0.207	16:08:07.014
3 -	30.277	43.278	22.493	1:36.048	91.20	0.502	16:09:43.062
4 -	30.273	42.875	22.398	1:35.546 (1)	91.68		16:11:18.608
5 -	30.476	42.849	22.460	1:35.785 (3)	91.45	0.239	16:12:54.393
6 -	30.368	42.994	22.670	1:36.032	91.21	0.486	16:14:30.425

P11 5 John REYNOLDS		Yamaha R6 - Fins Motorcycles					
IDEAL LAP TIME : 1:35.563		BEST LAP TIME : 1:35.563		DIFFERENCE : 0.000			
LAP	SECTOR 1	SECTOR 2	SECTOR 3	LAP TIME	MPH	DIFF	TIME OF DAY
1 -		42.764	22.719	1:42.303	85.62	6.740	16:06:31.714
2 -	31.330	42.596	23.073	1:36.999	90.30	1.436	16:08:08.713
3 -	30.956	42.514	22.745	1:36.215 (3)	91.04	0.652	16:09:44.928
4 -	30.633	42.419	22.511	1:35.563 (1)	91.66		16:11:20.491
5 -	30.815	42.455	22.699	1:35.969 (2)	91.27	0.406	16:12:56.460
6 -	30.730	42.712	24.004	1:37.446	89.89	1.883	16:14:33.906

P12 779 C Terry BRIAN		Yamaha R6 - Two Techs Renault Specialist					
IDEAL LAP TIME : 1:36.836		BEST LAP TIME : 1:37.006		DIFFERENCE : 0.170			
LAP	SECTOR 1	SECTOR 2	SECTOR 3	LAP TIME	MPH	DIFF	TIME OF DAY
1 -		43.444	22.970	1:43.474	84.65	6.468	16:06:32.885
2 -	31.086	43.256	23.022	1:37.364 (2)	89.97	0.358	16:08:10.249
3 -	31.056	43.001	22.949	1:37.006 (1)	90.30		16:09:47.255
4 -	30.886	43.590	23.243	1:37.719	89.64	0.713	16:11:24.974
5 -	31.053	43.371	23.056	1:37.480 (3)	89.86	0.474	16:13:02.454
6 -	31.401	43.517	23.095	1:38.013	89.37	1.007	16:14:40.467

BMCRC - MRO Championships 2022 - Rnd 6 @ Brands Hatch GP

DART Motorsport MRO 600/GP2 inc Clubman 600

RACE 12 - SECTOR ANALYSIS



SECTOR 1 = FL to I1, SECTOR 2 = I1 to I2, SECTOR 3 = I2 to FL, DIFF = Difference To Personal Best Lap, P = Crossed Finish Line in Pit Lane, D = Time Disallowed

P13 511 C		Ross CLARKE		Kawasaki ZX600RR - Ross clarke Farriery			
IDEAL LAP TIME : 1:36.580		BEST LAP TIME : 1:36.892		DIFFERENCE : 0.312			
LAP	SECTOR 1	SECTOR 2	SECTOR 3	LAP TIME	MPH	DIFF	TIME OF DAY
1 -		44.313	23.554	1:45.540	82.99	8.648	16:06:34.951
2 -	31.682	44.181	23.834	1:39.697	87.86	2.805	16:08:14.648
3 -	31.007	43.120	23.148	1:37.275 (3)	90.05	0.383	16:09:51.923
4 -	30.861	43.236	22.920	1:37.017 (2)	90.29	0.125	16:11:28.940
5 -	30.624	43.291	22.977	1:36.892 (1)	90.40		16:13:05.832
6 -	30.540	43.696	23.149	1:37.385	89.95	0.493	16:14:43.217

P14 87		Keith POVAH		Yamaha R6 - Huge thank you to Bobbi & Jon Saunders xx			
IDEAL LAP TIME : 1:36.502		BEST LAP TIME : 1:36.920		DIFFERENCE : 0.418			
LAP	SECTOR 1	SECTOR 2	SECTOR 3	LAP TIME	MPH	DIFF	TIME OF DAY
1 -		43.788	23.421	1:45.153	83.30	8.233	16:06:34.564
2 -	31.678	44.421	23.423	1:39.522	88.01	2.602	16:08:14.086
3 -	31.446	43.929	22.821	1:38.196	89.20	1.276	16:09:52.282
4 -	31.064	43.354	22.790	1:37.208 (3)	90.11	0.288	16:11:29.490
5 -	31.107	43.046	22.767	1:36.920 (1)	90.38		16:13:06.410
6 -	30.689	43.430	22.836	1:36.955 (2)	90.34	0.035	16:14:43.365

P15 33 C		Aaren CARPENTER		Kawasaki ZX6R - Slugcrow Racing			
IDEAL LAP TIME : 1:36.552		BEST LAP TIME : 1:36.891		DIFFERENCE : 0.339			
LAP	SECTOR 1	SECTOR 2	SECTOR 3	LAP TIME	MPH	DIFF	TIME OF DAY
1 -		44.049	23.439	1:45.727	82.85	8.836	16:06:35.138
2 -	31.656	44.004	23.793	1:39.453	88.08	2.562	16:08:14.591
3 -	31.235	43.226	22.996	1:37.457	89.88	0.566	16:09:52.048
4 -	30.833	43.660	22.736	1:37.229 (2)	90.09	0.338	16:11:29.277
5 -	30.802	43.264	22.825	1:36.891 (1)	90.40		16:13:06.168
6 -	30.590	43.513	23.304	1:37.407 (3)	89.93	0.516	16:14:43.575

P16 168 C		Aaron DALRYMPLE		Yamaha R6 - Team Blumpkin Racing			
IDEAL LAP TIME : 1:36.748		BEST LAP TIME : 1:36.811		DIFFERENCE : 0.063			
LAP	SECTOR 1	SECTOR 2	SECTOR 3	LAP TIME	MPH	DIFF	TIME OF DAY
1 -		44.373	22.844	1:46.032	82.61	9.221	16:06:35.443
2 -	31.793	44.280	23.452	1:39.525	88.01	2.714	16:08:14.968
3 -	31.340	43.839	23.076	1:38.255	89.15	1.444	16:09:53.223
4 -	30.889	43.292	22.824	1:37.005 (2)	90.30	0.194	16:11:30.228
5 -	30.642	43.615	22.915	1:37.172 (3)	90.14	0.361	16:13:07.400
6 -	30.632	43.308	22.871	1:36.811 (1)	90.48		16:14:44.211

P17 45 C		Jake MARSH		Kawasaki ZX6R - Zipped Up Racing			
IDEAL LAP TIME : 1:38.188		BEST LAP TIME : 1:38.191		DIFFERENCE : 0.003			
LAP	SECTOR 1	SECTOR 2	SECTOR 3	LAP TIME	MPH	DIFF	TIME OF DAY
1 -		44.474	23.216	1:45.917	82.70	7.726	16:06:35.328
2 -	31.695	43.915	23.951	1:39.561	87.98	1.370	16:08:14.889
3 -	31.558	44.473	23.616	1:39.647	87.90	1.456	16:09:54.536
4 -	31.136	43.918	23.137	1:38.191 (1)	89.21		16:11:32.727
5 -	31.192	44.015	23.262	1:38.469 (2)	88.96	0.278	16:13:11.196
6 -	31.334	44.273	23.494	1:39.101 (3)	88.39	0.910	16:14:50.297

P18 13		Doug EDMONDSON		Triumph DAYTONA - Stan Stephens Tuning			
IDEAL LAP TIME : 1:37.891		BEST LAP TIME : 1:38.019		DIFFERENCE : 0.128			
LAP	SECTOR 1	SECTOR 2	SECTOR 3	LAP TIME	MPH	DIFF	TIME OF DAY
1 -		45.184	23.273	1:47.737	81.30	9.718	16:06:37.148
2 -	31.447	44.076	23.363	1:38.886 (3)	88.58	0.867	16:08:16.034
3 -	31.358	44.325	23.252	1:38.935	88.54	0.916	16:09:54.969
4 -	31.341	44.304	23.578	1:39.223	88.28	1.204	16:11:34.192
5 -	31.218	43.914	23.091	1:38.223 (2)	89.18	0.204	16:13:12.415
6 -	30.886	43.949	23.184	1:38.019 (1)	89.36		16:14:50.434

BMCRC - MRO Championships 2022 - Rnd 6 @ Brands Hatch GP

DART Motorsport MRO 600/GP2 inc Clubman 600

RACE 12 - SECTOR ANALYSIS



SECTOR 1 = FL to I1, SECTOR 2 = I1 to I2, SECTOR 3 = I2 to FL, DIFF = Difference To Personal Best Lap, P = Crossed Finish Line in Pit Lane, D = Time Disallowed

P19 118 C		Jim COYLE		Triumph 675 - Big Jim RIP			
IDEAL LAP TIME : 1:38.405		BEST LAP TIME : 1:38.940		DIFFERENCE : 0.535			
LAP	SECTOR 1	SECTOR 2	SECTOR 3	LAP TIME	MPH	DIFF	TIME OF DAY
1 -		44.939	23.134	1:47.057	81.82	8.117	16:06:36.468
2 -	31.203	44.553	23.184	1:38.940 (1)	88.53		16:08:15.408
3 -	31.517	44.312	23.218	1:39.047 (2)	88.44	0.107	16:09:54.455
4 -	31.783	44.930	23.419	1:40.132	87.48	1.192	16:11:34.587
5 -	31.482	44.068	23.711	1:39.261 (3)	88.25	0.321	16:13:13.848
6 -	32.332	46.031	23.848	1:42.211	85.70	3.271	16:14:56.059

P20 43 C		Daniel SALES		Yamaha R6 - Team Freddie, Ron & Frankie			
IDEAL LAP TIME : 1:38.702		BEST LAP TIME : 1:38.702		DIFFERENCE : 0.000			
LAP	SECTOR 1	SECTOR 2	SECTOR 3	LAP TIME	MPH	DIFF	TIME OF DAY
1 -		45.495	23.353	1:48.663	80.61	9.961	16:06:38.074
2 -	31.406	44.922	23.131	1:39.459 (3)	88.07	0.757	16:08:17.533
3 -	31.642	44.575	23.572	1:39.789	87.78	1.087	16:09:57.322
4 -	31.365	44.219	23.118	1:38.702 (1)	88.75		16:11:36.024
5 -	31.457	44.574	23.369	1:39.400 (2)	88.12	0.698	16:13:15.424
6 -	32.126	44.959	23.600	1:40.685	87.00	1.983	16:14:56.109

P21 85 C		James ROBINSON		Yamaha R6 - claire palastanga ceramics			
IDEAL LAP TIME : 1:39.083		BEST LAP TIME : 1:39.681		DIFFERENCE : 0.598			
LAP	SECTOR 1	SECTOR 2	SECTOR 3	LAP TIME	MPH	DIFF	TIME OF DAY
1 -		44.989	23.185	1:47.331	81.61	7.650	16:06:36.742
2 -	32.495	44.563	23.212	1:40.270 (3)	87.36	0.589	16:08:17.012
3 -	31.899	44.836	23.896	1:40.631	87.04	0.950	16:09:57.643
4 -	31.549	44.792	23.535	1:39.876 (2)	87.70	0.195	16:11:37.519
5 -	31.911	45.148	23.387	1:40.446	87.20	0.765	16:13:17.965
6 -	32.103	44.349	23.229	1:39.681 (1)	87.87		16:14:57.646

P22 73 C		Jamie THOMAS		Yamaha R6 - Team RubyRacing			
IDEAL LAP TIME : 1:39.315		BEST LAP TIME : 1:39.488		DIFFERENCE : 0.173			
LAP	SECTOR 1	SECTOR 2	SECTOR 3	LAP TIME	MPH	DIFF	TIME OF DAY
1 -		45.552	24.050	1:49.142	80.26	9.654	16:06:38.553
2 -	31.513	44.781	23.486	1:39.780 (2)	87.79	0.292	16:08:18.333
3 -	31.655	44.652	23.799	1:40.106	87.50	0.618	16:09:58.439
4 -	31.578	44.316	23.594	1:39.488 (1)	88.04		16:11:37.927
5 -	31.582	44.639	23.618	1:39.839 (3)	87.73	0.351	16:13:17.766
6 -	31.570	44.728	23.627	1:39.925	87.66	0.437	16:14:57.691

P23 228 C		Paul McFADDEN		Kawasaki ZX636 - T.McFadden Plant Ltd			
IDEAL LAP TIME : 1:39.578		BEST LAP TIME : 1:39.578		DIFFERENCE : 0.000			
LAP	SECTOR 1	SECTOR 2	SECTOR 3	LAP TIME	MPH	DIFF	TIME OF DAY
1 -		46.780	23.787	1:51.048	78.88	11.470	16:06:40.459
2 -	32.853	46.774	23.858	1:43.485	84.64	3.907	16:08:23.944
3 -	33.255	46.712	24.072	1:44.039	84.19	4.461	16:10:07.983
4 -	32.819	46.140	23.392	1:42.351 (3)	85.58	2.773	16:11:50.334
5 -	32.608	44.740	23.445	1:40.793 (2)	86.90	1.215	16:13:31.127
6 -	31.952	44.600	23.026	1:39.578 (1)	87.96		16:15:10.705

P24 22 C		Toby TRUNDLE		Yamaha YZF-R6 - Harris Motorcycles - Harlow			
IDEAL LAP TIME : 1:42.285		BEST LAP TIME : 1:42.429		DIFFERENCE : 0.144			
LAP	SECTOR 1	SECTOR 2	SECTOR 3	LAP TIME	MPH	DIFF	TIME OF DAY
1 -		46.492	23.984	1:50.889	78.99	8.460	16:06:40.300
2 -	32.784	46.637	24.073	1:43.494	84.64	1.065	16:08:23.794
3 -	33.152	46.758	24.081	1:43.991	84.23	1.562	16:10:07.785
4 -	32.822	46.045	24.092	1:42.959 (3)	85.08	0.530	16:11:50.744
5 -	32.705	45.741	23.983	1:42.429 (1)	85.52		16:13:33.173
6 -	32.561	45.820	24.120	1:42.501 (2)	85.46	0.072	16:15:15.674

BMCRC - MRO Championships 2022 - Rnd 6 @ Brands Hatch GP

DART Motorsport MRO 600/GP2 inc Clubman 600

RACE 12 - SECTOR ANALYSIS



SECTOR 1 = FL to I1, SECTOR 2 = I1 to I2, SECTOR 3 = I2 to FL, DIFF = Difference To Personal Best Lap, P = Crossed Finish Line in Pit Lane, D = Time Disallowed

P25 120 C		James GOWER		Yamaha R6 - TeamRubyRacing			
IDEAL LAP TIME : 1:41.891		BEST LAP TIME : 1:41.975		DIFFERENCE : 0.084			
LAP	SECTOR 1	SECTOR 2	SECTOR 3	LAP TIME	MPH	DIFF	TIME OF DAY
1 -		46.586	23.991	1:51.642	78.46	9.667	16:06:41.053
2 -	33.184	46.173	24.159	1:43.516	84.62	1.541	16:08:24.569
3 -	33.476	46.203	23.970	1:43.649	84.51	1.674	16:10:08.218
4 -	33.196	45.962	23.969	1:43.127 (3)	84.94	1.152	16:11:51.345
5 -	32.720	45.749	23.973	1:42.442 (2)	85.51	0.467	16:13:33.787
6 -	32.559	45.363	24.053	1:41.975 (1)	85.90		16:15:15.762

P26 79 C		Thomas GARNER		Yamaha R6 -			
IDEAL LAP TIME : 1:43.286		BEST LAP TIME : 1:43.470		DIFFERENCE : 0.184			
LAP	SECTOR 1	SECTOR 2	SECTOR 3	LAP TIME	MPH	DIFF	TIME OF DAY
1 -		47.186	23.965	1:52.750	77.69	9.280	16:06:42.161
2 -	33.181	46.207	24.082	1:43.470 (1)	84.66		16:08:25.631
3 -	33.252	46.683	24.269	1:44.204 (3)	84.06	0.734	16:10:09.835
4 -	33.114	46.535	23.981	1:43.630 (2)	84.52	0.160	16:11:53.465
5 -	33.390	46.686	24.205	1:44.281	84.00	0.811	16:13:37.746
6 -	33.708	46.279	24.463	1:44.450	83.86	0.980	16:15:22.196

P27 62 C		Oliver NUNN		Yamaha R6 - Intertechnic UK & STVL			
IDEAL LAP TIME : 1:42.735		BEST LAP TIME : 1:42.978		DIFFERENCE : 0.243			
LAP	SECTOR 1	SECTOR 2	SECTOR 3	LAP TIME	MPH	DIFF	TIME OF DAY
1 -		48.243	24.380	2:07.996	68.43	25.018	16:06:57.407
2 -	34.156	46.663	24.324	1:45.143	83.31	2.165	16:08:42.550
3 -	33.400	46.626	24.281	1:44.307	83.98	1.329	16:10:26.857
4 -	33.700	46.588	24.003	1:44.291 (3)	83.99	1.313	16:12:11.148
5 -	33.084	46.155	23.861	1:43.100 (2)	84.96	0.122	16:13:54.248
6 -	32.951	46.398	23.629	1:42.978 (1)	85.06		16:15:37.226

P28 53		Joe BURNS		Triumph DAYTONA 675R - Diamond Race Products			
IDEAL LAP TIME : 1:32.436		BEST LAP TIME : 1:32.730		DIFFERENCE : 0.294			
LAP	SECTOR 1	SECTOR 2	SECTOR 3	LAP TIME	MPH	DIFF	TIME OF DAY
1 -		41.301	21.866	1:36.675	90.61	3.945	16:06:26.086
2 -	29.269	41.359	22.116	1:32.744 (2)	94.45	0.014	16:07:58.830
3 -	29.320	41.345	22.065	1:32.730 (1)	94.46		16:09:31.560
4 -	29.469	41.360	22.185	1:33.014 (3)	94.17	0.284	16:11:04.574
5 -	29.449	41.349	23.419	1:34.217	92.97	1.487	16:12:38.791

P29 117 C		Benjamin STONARD		Yamaha R6 - BJ Signs & Decals LTD			
IDEAL LAP TIME : 1:43.014		BEST LAP TIME : 1:43.707		DIFFERENCE : 0.693			
LAP	SECTOR 1	SECTOR 2	SECTOR 3	LAP TIME	MPH	DIFF	TIME OF DAY
1 -		46.176	24.259	1:50.583	79.21	6.876	16:06:39.994
2 -	32.937	46.544	24.226	1:43.707 (1)	84.46		16:08:23.701
3 -	33.266	47.936	24.007	1:45.209 (2)	83.26	1.502	16:10:08.910

P30 41 C		Toby COOK		Triumph DAYTONA - Brixham Bodyworks			
IDEAL LAP TIME : 1:46.655		BEST LAP TIME : 1:49.664		DIFFERENCE : 3.009			
LAP	SECTOR 1	SECTOR 2	SECTOR 3	LAP TIME	MPH	DIFF	TIME OF DAY
1 -		48.051	24.567	1:54.475	76.52	4.811	16:06:43.886
2 -	34.037	49.764	25.863	1:49.664 (1)	79.87		16:08:33.550

BMCRC - MRO Championships 2022 - Rnd 6 @ Brands Hatch GP

DART Motorsport MRO 600/GP2 inc Clubman 600

RACE 12 - BEST SECTORS

SECTOR 1			SECTOR 2			SECTOR 3			IDEAL / BEST COMPARISON						
POS	NO	NAME	TIME	NO	NAME	TIME	NO	NAME	TIME	POS	NO	NAME	IDEAL	BEST	DIFF
													PERFECT LAP	1:32.346	
1	53	BURNS	29.269	53	BURNS	41.301	82	BULL	21.776	1	53	BURNS	1:32.436	1:32.730	0.294
2	82	BULL	29.288	82	BULL	41.419	26	WHITE	21.845	2	82	BULL	1:32.483	1:32.901	0.418
3	26	WHITE	29.488	26	WHITE	41.444	53	BURNS	21.866	3	26	WHITE	1:32.777	1:32.987	0.210
4	961	SIM	29.576	961	SIM	41.572	818	BARKER	21.868	4	961	SIM	1:33.090	1:33.356	0.266
5	818	BARKER	29.674	818	BARKER	41.599	961	SIM	21.942	5	818	BARKER	1:33.141	1:33.299	0.158
6	188	KRAWIECKI	29.931	47	PEAD	41.930	661	HARRIS	22.135	6	188	KRAWIECKI	1:34.153	1:34.153	0.000
7	661	HARRIS	29.947	188	KRAWIECKI	41.955	212	PALLET	22.154	7	661	HARRIS	1:34.170	1:34.751	0.581
8	47	PEAD	30.023	661	HARRIS	42.088	188	KRAWIECKI	22.267	8	47	PEAD	1:34.284	1:34.514	0.230
9	212	PALLET	30.040	212	PALLET	42.218	47	PEAD	22.331	9	212	PALLET	1:34.412	1:34.539	0.127
10	30	MELLOR	30.101	5	REYNOLDS	42.419	169	CUNNINGHAM	22.356	10	30	MELLOR	1:34.998	1:35.429	0.431
11	169	CUNNINGHAM	30.220	30	MELLOR	42.448	30	MELLOR	22.449	11	169	CUNNINGHAM	1:35.402	1:35.546	0.144
12	511	CLARKE	30.540	169	CUNNINGHAM	42.826	5	REYNOLDS	22.511	12	5	REYNOLDS	1:35.563	1:35.563	0.000
13	33	CARPENTER	30.590	779	BRIAN	43.001	33	CARPENTER	22.736	13	87	POVAH	1:36.502	1:36.920	0.418
14	168	DALRYMPLE	30.632	87	POVAH	43.046	87	POVAH	22.767	14	33	CARPENTER	1:36.552	1:36.891	0.339
15	5	REYNOLDS	30.633	511	CLARKE	43.120	168	DALRYMPLE	22.824	15	511	CLARKE	1:36.580	1:36.892	0.312
16	87	POVAH	30.689	33	CARPENTER	43.226	511	CLARKE	22.920	16	168	DALRYMPLE	1:36.748	1:36.811	0.063
17	779	BRIAN	30.886	168	DALRYMPLE	43.292	779	BRIAN	22.949	17	779	BRIAN	1:36.836	1:37.006	0.170
18	13	EDMONDSON	30.886	13	EDMONDSON	43.914	228	McFADDEN	23.026	18	13	EDMONDSON	1:37.891	1:38.019	0.128
19	45	MARSH	31.136	45	MARSH	43.915	13	EDMONDSON	23.091	19	45	MARSH	1:38.188	1:38.191	0.003
20	118	COYLE	31.203	118	COYLE	44.068	43	SALES	23.118	20	118	COYLE	1:38.405	1:38.940	0.535
21	43	SALES	31.365	43	SALES	44.219	118	COYLE	23.134	21	43	SALES	1:38.702	1:38.702	0.000
22	73	THOMAS	31.513	73	THOMAS	44.316	45	MARSH	23.137	22	85	ROBINSON	1:39.083	1:39.681	0.598
23	85	ROBINSON	31.549	85	ROBINSON	44.349	85	ROBINSON	23.185	23	73	THOMAS	1:39.315	1:39.488	0.173
24	228	McFADDEN	31.952	228	McFADDEN	44.600	73	THOMAS	23.486	24	228	McFADDEN	1:39.578	1:39.578	0.000
25	120	GOWER	32.559	120	GOWER	45.363	62	NUNN	23.629	25	120	GOWER	1:41.891	1:41.975	0.084
26	22	TRUNDLE	32.561	22	TRUNDLE	45.741	79	GARNER	23.965	26	22	TRUNDLE	1:42.285	1:42.429	0.144
27	117	STONARD	32.831	62	NUNN	46.155	120	GOWER	23.969	27	62	NUNN	1:42.735	1:42.978	0.243
28	62	NUNN	32.951	117	STONARD	46.176	22	TRUNDLE	23.983	28	117	STONARD	1:43.014	1:43.707	0.693
29	79	GARNER	33.114	79	GARNER	46.207	117	STONARD	24.007	29	79	GARNER	1:43.286	1:43.470	0.184
30	41	COOK	34.037	41	COOK	48.051	41	COOK	24.567	30	41	COOK	1:46.655	1:49.664	3.009
31															

BMCRC - MRO Championships 2022 - Rnd 6 @ Brands Hatch GP

DART Motorsport MRO 600/GP2 inc Clubman 600

RACE 12 - STATISTICS

Competitors Started 30
Planned Start 2022-07-16 @ 16:00:00.000
Actual Start 2022-07-16 @ 16:04:49.410
Finish Time 2022-07-16 @ 16:14:13.299
Track Length 2.4332mi.
Total Laps 172
Total Distance Covered 418.5258mi.

Session Fastest Lap History

NO	CL	NAME	LAP TIME	TIME OF DAY	LAP	VEHICLE
53		Joe BURNS	1:32.744	16:07:58.844	2	Triumph DAYTONA 675R
53		Joe BURNS	1:32.730	16:09:31.572	3	Triumph DAYTONA 675R

Session Leader History

NO	CL	NAME	FROM LAP	LAPS LED	DISTANCE	VEHICLE
53		Joe BURNS	1	5	12.16 miles	Triumph DAYTONA 675R
82		James BULL	6	1	2.43 miles	Kawasaki ZX6R 636

Flag History

TYPE	TIME OF DAY
GREEN	16:04:49.410
FINISH	16:14:13.299

Flag Statistics

TYPE	COUNT	TOTAL LAPS	TOTAL TIME
Green	1	6	10:53.167
Red	0	0	0.000
Safety Car	0	0	0.000
FCY	0	0	0.000

BMCRC - MRO Championships 2022 - Rnd 6 @ Brands Hatch GP

DART Motorsport MRO 600/GP2 inc Clubman 600

RACE 12 - STATISTICS

CLASS :

11 Starters

Fastest Lap History

NO	NAME	LAP TIME	TIME OF DAY	LAP	VEHICLE
53	Joe BURNS	1:32.744	16:07:58.844	2	Triumph DAYTONA 675R
53	Joe BURNS	1:32.730	16:09:31.572	3	Triumph DAYTONA 675R

Leader History

NO	NAME	FROM LAP	LAPS LED	DISTANCE	VEHICLE
53	Joe BURNS	1	5	12.16 miles	Triumph DAYTONA 675R
82	James BULL	6	1	2.43 miles	Kawasaki ZX6R 636

BMCRC - MRO Championships 2022 - Rnd 6 @ Brands Hatch GP

DART Motorsport MRO 600/GP2 inc Clubman 600

RACE 12 - STATISTICS

CLASS : C

18 Starters

Fastest Lap History

NO	NAME	LAP TIME	TIME OF DAY	LAP	VEHICLE
212	Matt PALLETT	1:36.070	16:08:06.620	2	Yamaha R6
30	Owen MELLOR	1:35.942	16:08:06.851	2	Kawaski ZX-6
212	Matt PALLETT	1:35.400	16:09:42.021	3	Yamaha R6
212	Matt PALLETT	1:34.738	16:11:16.758	4	Yamaha R6
212	Matt PALLETT	1:34.539	16:14:26.605	6	Yamaha R6

Leader History

NO	NAME	FROM LAP	LAPS LED	DISTANCE	VEHICLE
212	Matt PALLETT	1	6	14.59 miles	Yamaha R6

BMCRC - MRO Championships 2022 - Rnd 6 @ Brands Hatch GP

DART Motorsport MRO 600/GP2 inc Clubman 600

RACE 12 - STATISTICS

CLASS : GP2

1 Starters

Fastest Lap History

NO	NAME	LAP TIME	TIME OF DAY	LAP	VEHICLE
661	Cameron HARRIS	1:34.751	16:08:04.369	2	Triumph 675R

Leader History

NO	NAME	FROM LAP	LAPS LED	DISTANCE	VEHICLE
661	Cameron HARRIS	1	6	14.59 miles	Triumph 675R

BMCRC - MRO Championships 2022 - Rnd 6 @ Brands Hatch GP



DART Motorsport MRO 600/GP2 inc Clubman 600

RACE 2 - GRID (7 Laps)

ROW 13	39		38		37	100	Craig HOWTON		
ROW 12	36	128	David SPENCER	35	46	Pete MARSH	34	29	Michael SHEPPHARD
ROW 11	33	132	Mitchell GILBERT	32	2	Andrew GILL	31	28	Craig BICKNELL
ROW 10	30	41	Toby COOK	29	117	Benjamin STONARD	28	79	Thomas GARNER
ROW 9	27	62	Oliver NUNN	26	22	Toby TRUNDLE	25	120	James GOWER
ROW 8	24	85	James ROBINSON	23	228	Paul McFADDEN	22	73	Jamie THOMAS
ROW 7	21	118	Jim COYLE	20	43	Daniel SALES	19	45	Jake MARSH
ROW 6	18	13	Doug EDMONDSON	17	779	Terry BRIAN	16	87	Keith POVAH
ROW 5	15	511	Ross CLARKE	14	33	Aaren CARPENTER	13	168	Aaron DALRYMPLE
ROW 4	12	5	John REYNOLDS	11	169	Gareth CUNNINGHAM	10	30	Owen MELLOR
ROW 3	9	661	Cameron HARRIS	8	212	Matt PALLETT	7	47	Ed PEAD
ROW 2	6	188	Dawid KRAWIECKI	5	961	Jack SIM	4	818	Alex BARKER
ROW 1	3	26	William WHITE	2	82	James BULL	1	53	Joe BURNS
Pole									

Brands Hatch GP: 2.4332 miles

These results are provisional until the conclusion of any judicial and technical matters.

Clerk Of Course :	Stewards :	Timekeeper : <i>Craig Smith</i>
-------------------	------------	------------------------------------

Results can be found at www.tsl-timing.com

Printed - 16:17 Saturday, 16 July 2022



BMCRC - MRO Championships 2022 - Rnd 6 @ Brands Hatch GP



DART Motorsport MRO 600/GP2 inc Clubman 600

RACE 2 - CLASSIFICATION

POS	NO	CL	PIC NAME	ENTRY	LAPS	TIME	GAP	DIFF	MPH	BEST	ON
1	26		1 William WHITE	Triumph 675 DAYTONA - JP. Guivier	7	10:49.999			94.33	1:31.882	6
2	82		2 James BULL	Kawasaki ZX6R 636 - team bull racing	7	10:50.036	0.037	0.037	94.33	1:31.862	2
3	818		3 Alex BARKER	Yamaha R6 - Barker Woodrow LTD & Foundry Tyres	7	10:57.891	7.892	7.855	93.20	1:33.039	2
4	961		4 Jack SIM	Kawasaki ZX6 R - Vanguard Motorsport, Platform Li	7	11:02.880	12.881	4.989	92.50	1:33.353	2
5	661	GP2	1 Cameron HARRIS	Triumph 675R - Harris / Tony Scott Motorsport	7	11:06.450	16.451	3.570	92.00	1:33.761	2
6	47		5 Ed PEAD	Yamaha R6 -	7	11:06.769	16.770	0.319	91.96	1:33.790	2
7	188		6 Dawid KRAWIECKI	Yamaha R6 - Code Blue LTD & D A East Electrical	7	11:08.776	18.777	2.007	91.68	1:34.202	6
8	212	C	1 Matt PALLETT	Yamaha R6 - BDA Chartered Architects	7	11:10.038	20.039	1.262	91.51	1:34.101	5
9	169		7 Gareth CUNNINGHAM	Yamaha R6 - Burnham cars ltd	7	11:17.080	27.081	7.042	90.56	1:34.985	4
10	5		8 John REYNOLDS	Yamaha R6 - Fins Motorcycles	7	11:20.422	30.423	3.342	90.11	1:35.821	4
11	779	C	2 Terry BRIAN	Yamaha R6 - Two Techs Renault Specialist	7	11:25.316	35.317	4.894	89.47	1:36.302	2
12	511	C	3 Ross CLARKE	Kawasaki ZX600RR - Ross clarke Farriery	7	11:26.002	36.003	0.686	89.38	1:36.176	5
13	87		9 Keith POVAH	Yamaha R6 - Huge thank you to Bobbi & Jon Saund	7	11:29.464	39.465	3.462	88.93	1:36.576	5
14	33	C	4 Aaren CARPENTER	Kawasaki ZX6R - Slugcrow Racing	7	11:30.874	40.875	1.410	88.75	1:36.880	3
15	168	C	5 Aaron DALRYMPLE	Yamaha R6 - Team Blumpkin Racing	7	11:34.238	44.239	3.364	88.32	1:37.248	2
16	13		10 Doug EDMONDSON	Triumph DAYTONA - Stan Stephens Tuning	7	11:34.625	46.626	0.387	88.27	1:37.372	6
17	29	C	6 Michael SHEPPHARD	Kawasaki ZX6R - RTR Performance, KRS Solutions	7	11:39.631	49.632	5.006	87.64	1:37.238	4
18	85	C	7 James ROBINSON	Yamaha R6 - claire palastanga ceramics	7	11:43.399	53.400	3.768	87.17	1:38.047	3
19	118	C	8 Jim COYLE	Triumph 675 - Big Jim RIP	7	11:46.776	56.777	3.377	86.75	1:37.940	3
20	45*	C	9 Jake MARSH	Kawasaki ZX6R - Zipped Up Racing	7	11:48.880	58.881	2.104	86.50	1:37.795	6
21	73	C	10 Jamie THOMAS	Yamaha R6 - Team RubyRacing	7	11:49.487	59.488	0.607	86.42	1:39.897	2
22	120	C	11 James GOWER	Yamaha R6 - TeamRubyRacing	7	11:57.434	1:07.435	7.947	85.46	1:40.634	6
23	22	C	12 Toby TRUNDLE	Yamaha YZF-R6 - Harris Motorcycles - Harlow	7	11:57.904	1:07.905	0.470	85.41	1:39.468	4
24	30	C	13 Owen MELLOR	Kawasaki ZX-6 - BDS Motorcycles	7	12:05.476	1:15.477	7.572	84.52	1:34.977	2
25	79	C	14 Thomas GARNER	Yamaha R6 -	7	12:05.562	1:15.563	0.086	84.51	1:40.901	2
26	100		11 Craig HOWTON	Kawasaki ZX6R - ME	7	12:14.237	1:24.238	8.675	83.51	1:42.660	2
27	24	C	15 Mark STRUTT	Yamaha R6 - Myself	7	12:25.702	1:35.703	11.465	82.22	1:44.163	7
28	117	C	16 Benjamin STONARD	Yamaha R6 - BJ Signs & Decals LTD	7	12:25.795	1:35.796	0.093	82.21	1:43.730	7

NOT CLASSIFIED

DNF	228	C	Paul McFADDEN	Kawasaki ZX636 - T.McFadden Plant Ltd	6	9:58.092	1 Lap	1 Lap	87.87	1:37.151	6
DNF	43	C	Daniel SALES	Yamaha R6 - Team Freddie, Ron & Frankie	4	6:45.621	3 Laps	2 Laps	86.38	1:38.254	4
DNF	62	C	Oliver NUNN	Yamaha R6 - Intertechnic UK & STVL	3	5:19.849	4 Laps	1 Lap	82.16	1:42.375	2
DNF	128		David SPENCER	Suzuki GSXR 600 - Paramount 26 Ltd	2	3:39.219	5 Laps	1 Lap	79.91	1:44.591	2

FASTEST LAP

82			James BULL	Kawasaki ZX6R 636 - team bull racing	2	1:31.862			95.35 mph	153.46 kph
661	GP2		Cameron HARRIS	Triumph 675R - Harris / Tony Scott Motorsport	2	1:33.761			93.42 mph	150.35 kph
212	C		Matt PALLETT	Yamaha R6 - BDA Chartered Architects	5	1:34.101			93.08 mph	149.81 kph

* Bike 45 - 10 second penalty - jump start
 Class - 92.5% of Race Speed = 87.25 mph
 Class GP2 - 92.5% of Race Speed = 85.10 mph
 Class C - 92.5% of Race Speed = 84.64 mph

Weather / Track : Sunny / Dry

These results are provisional until the conclusion of any judicial and technical matters.

Race Distance: 7 Laps / 17.03 miles
 Brands Hatch GP: 2.4332 miles
 Date: 17/07/2022 Start: 10:39 Finish: 10:49

Clerk Of Course :	Stewards :	Timekeeper : <i>Craig Smith</i>
-------------------	------------	------------------------------------

Results can be found at www.tsl-timing.com

Printed - 10:55 Sunday, 17 July 2022



BMCRC - MRO Championships 2022 - Rnd 6 @ Brands Hatch GP

DART Motorsport MRO 600/GP2 inc Clubman 600

RACE 2 - LAP CHART

LAP 1 @ 10:40:38.901

NO	BEHIND	LAP TIME
26		1:37.408
82	0.596	1:38.004
818	1.089	1:38.497
961	1.719	1:39.127
661	2.343	1:39.751
188	2.853	1:40.261
47	3.141	1:40.549
212	3.815	1:41.223
30	4.397	1:41.805
5	4.656	1:42.064
169	4.742	1:42.150
779	6.727	1:44.135
168	7.293	1:44.701
13	7.757	1:45.165
511	8.123	1:45.531
87	8.281	1:45.689
33	8.444	1:45.852
118	8.919	1:46.327
45	9.303	1:46.711
228	9.996	1:47.404
73	10.026	1:47.434
85	10.300	1:47.708
43	10.941	1:48.349
22	11.893	1:49.301
29	12.315	1:49.723
120	12.381	1:49.789
79	13.347	1:50.755
100	13.935	1:51.343
117	15.456	1:52.864
62	15.478	1:52.886
24	16.948	1:54.356
128	17.220	1:54.628

LAP 2 @ 10:42:11.060

NO	BEHIND	LAP TIME
26		1:32.159
82	0.299	1:31.862
818	1.969	1:33.039
961	2.913	1:33.353
661	3.945	1:33.761
47	4.772	1:33.790
188	5.646	1:34.952
212	5.853	1:34.197
30	7.215	1:34.977
5	8.677	1:36.180
169	8.802	1:36.219
779	10.870	1:36.302
168	12.382	1:37.248
511	13.375	1:37.411
87	13.787	1:37.665
13	14.198	1:38.600
33	14.333	1:38.048
118	15.110	1:38.350
45	15.510	1:38.366
228	15.585	1:37.748
73	17.764	1:39.897
85	18.136	1:39.995
43	18.161	1:39.379
29	19.695	1:39.539
22	19.998	1:40.264
120	21.604	1:41.382
79	22.089	1:40.901
100	24.436	1:42.660

LAP 3 @ 10:43:43.396

NO	BEHIND	LAP TIME
26		1:32.336
82	0.262	1:32.299
818	2.701	1:33.068
961	4.150	1:33.573
661	5.659	1:34.050
47	6.465	1:34.029
188	8.349	1:35.039
212	9.044	1:35.527
30	10.092	1:35.213
169	12.264	1:35.798
5	12.710	1:36.369
779	15.103	1:36.569
168	17.509	1:37.463
511	17.622	1:36.583
87	18.623	1:37.172
33	18.877	1:36.880
13	20.226	1:38.364
118	20.714	1:37.940
45	21.231	1:38.057
228	21.301	1:38.052
85	23.847	1:38.047
73	25.441	1:40.013
43	25.464	1:39.639
29	25.578	1:38.219
22	28.440	1:40.778
120	30.236	1:40.968
79	31.933	1:42.180
100	36.301	1:44.201
62	37.946	1:44.588
117	42.516	1:46.303
24	42.612	1:45.493

LAP 4 @ 10:45:15.472

NO	BEHIND	LAP TIME
26		1:32.076
82	0.293	1:32.107
818	3.946	1:33.321
961	6.221	1:34.147
661	7.930	1:34.347
47	8.377	1:33.988
188	11.265	1:34.992
212	11.917	1:34.949
30	13.209	1:35.193
169	15.173	1:34.985
5	16.455	1:35.821
779	19.504	1:36.477
511	22.223	1:36.677
87	23.605	1:37.058
168	24.278	1:38.845
33	24.403	1:37.602
118	27.433	1:38.795
13	27.753	1:39.603
228	27.823	1:38.598
45	28.054	1:38.899
85	29.908	1:38.137
29	30.740	1:37.238
43	31.642	1:38.254
73	34.329	1:40.964

LAP 5 @ 10:46:47.472

NO	BEHIND	LAP TIME
26		1:32.000
82	0.202	1:31.909
818	5.619	1:33.673
961	8.212	1:33.991
661	10.478	1:34.548
47	10.756	1:34.379
188	13.862	1:34.597
212	14.018	1:34.101
169	19.233	1:36.060
5	20.949	1:36.494
779	24.894	1:37.390
511	26.399	1:36.176
87	28.181	1:36.576
33	29.895	1:37.492
168	31.325	1:39.047
13	33.534	1:37.781
118	34.833	1:39.400
228	34.962	1:39.139
45	35.195	1:39.141
30	35.390	1:54.181
29	36.131	1:37.391
85	36.810	1:38.902
73	42.386	1:40.057
22	44.287	1:40.455
120	48.466	1:41.123
79	53.948	1:43.095
100	1:00.019	1:43.452
24	1:09.897	1:46.507
117	1:11.344	1:46.262

LAP 6 @ 10:48:19.354

NO	BEHIND	LAP TIME
26		1:31.882
82	0.264	1:31.944
818	6.887	1:33.150
961	10.629	1:34.299
661	13.489	1:34.893
47	13.707	1:34.833
188	16.182	1:34.202
212	16.789	1:34.653
169	23.297	1:35.946
5	25.941	1:36.874
779	30.725	1:37.713
511	31.118	1:36.601
87	33.586	1:37.287
33	35.529	1:37.516
168	37.514	1:38.071
13	39.024	1:37.372
228	40.231	1:37.151
45	41.108	1:37.795
29	41.689	1:37.440
118	42.993	1:40.042
85	45.477	1:40.549
73	51.351	1:40.847
22	53.352	1:40.947
30	56.527	1:53.019

LAP 7 @ 10:49:51.492

NO	BEHIND	LAP TIME
26		1:32.138
82	0.037	1:31.911
818	7.892	1:33.143
961	12.881	1:34.390
661	16.451	1:35.100
47	16.770	1:35.201
188	18.777	1:34.733
212	20.039	1:35.388
169	27.081	1:35.922
5	30.423	1:36.620
779	35.317	1:36.730
511	36.003	1:37.023
87	39.465	1:38.017
33	40.875	1:37.484
168	44.239	1:38.863
13	44.626	1:37.740
45	48.881	1:39.911
29	49.632	1:40.081
85	53.400	1:40.061
118	56.777	1:45.922
73	59.488	1:40.275
120	1:07.435	1:42.355
22	1:07.905	1:46.691
30	1:15.477	1:51.088
79	1:15.563	1:43.402
100	1:24.238	1:44.288
24	1:35.703	1:44.163
117	1:35.796	1:43.730

BMCRC - MRO Championships 2022 - Rnd 6 @ Brands Hatch GP

DART Motorsport MRO 600/GP2 inc Clubman 600

RACE 2 - SECTOR ANALYSIS



SECTOR 1 = FL to I1, SECTOR 2 = I1 to I2, SECTOR 3 = I2 to FL, DIFF = Difference To Personal Best Lap, P = Crossed Finish Line in Pit Lane, D = Time Disallowed

P1 26		William WHITE		Triumph 675 DAYTONA - JP. Guivier			
IDEAL LAP TIME : 1:31.750		BEST LAP TIME : 1:31.882		DIFFERENCE : 0.132			
LAP	SECTOR 1	SECTOR 2	SECTOR 3	LAP TIME	MPH	DIFF	TIME OF DAY
1 -		41.296	21.736	1:37.408	89.92	5.526	10:40:38.901
2 -	29.127	41.414	21.618	1:32.159	95.05	0.277	10:42:11.060
3 -	29.273	41.340	21.723	1:32.336	94.86	0.454	10:43:43.396
4 -	29.165	41.284	21.627	1:32.076 (3)	95.13	0.194	10:45:15.472
5 -	29.123	41.132	21.745	1:32.000 (2)	95.21	0.118	10:46:47.472
6 -	29.000	41.259	21.623	1:31.882 (1)	95.33		10:48:19.354
7 -	29.059	41.308	21.771	1:32.138	95.07	0.256	10:49:51.492

P2 82		James BULL		Kawasaki ZX6R 636 - team bull racing			
IDEAL LAP TIME : 1:31.697		BEST LAP TIME : 1:31.862		DIFFERENCE : 0.165			
LAP	SECTOR 1	SECTOR 2	SECTOR 3	LAP TIME	MPH	DIFF	TIME OF DAY
1 -		41.636	21.803	1:38.004	89.38	6.142	10:40:39.497
2 -	29.194	41.227	21.441	1:31.862 (1)	95.35		10:42:11.359
3 -	29.144	41.509	21.646	1:32.299	94.90	0.437	10:43:43.658
4 -	29.109	41.467	21.531	1:32.107	95.10	0.245	10:45:15.765
5 -	29.110	41.207	21.592	1:31.909 (2)	95.30	0.047	10:46:47.674
6 -	29.049	41.369	21.526	1:31.944	95.27	0.082	10:48:19.618
7 -	29.154	41.224	21.533	1:31.911 (3)	95.30	0.049	10:49:51.529

P3 818		Alex BARKER		Yamaha R6 - Barker Woodrow LTD & Foundry Tyres LTD			
IDEAL LAP TIME : 1:32.595		BEST LAP TIME : 1:33.039		DIFFERENCE : 0.444			
LAP	SECTOR 1	SECTOR 2	SECTOR 3	LAP TIME	MPH	DIFF	TIME OF DAY
1 -		41.848	21.880	1:38.497	88.93	5.458	10:40:39.990
2 -	29.708	41.623	21.708	1:33.039 (1)	94.15		10:42:13.029
3 -	29.709	41.433	21.926	1:33.068 (2)	94.12	0.029	10:43:46.097
4 -	29.477	41.920	21.924	1:33.321	93.86	0.282	10:45:19.418
5 -	29.787	41.768	22.118	1:33.673	93.51	0.634	10:46:53.091
6 -	29.454	41.783	21.913	1:33.150	94.04	0.111	10:48:26.241
7 -	29.635	41.636	21.872	1:33.143 (3)	94.04	0.104	10:49:59.384

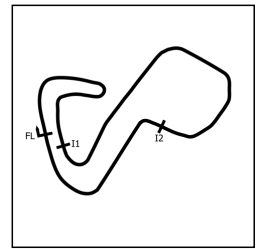
P4 961		Jack SIM		Kawasaki ZX6 R - Vanguard Motorsport, Platform Lift Engineers			
IDEAL LAP TIME : 1:33.308		BEST LAP TIME : 1:33.353		DIFFERENCE : 0.045			
LAP	SECTOR 1	SECTOR 2	SECTOR 3	LAP TIME	MPH	DIFF	TIME OF DAY
1 -		41.889	22.107	1:39.127	88.36	5.774	10:40:40.620
2 -	29.495	41.922	21.936	1:33.353 (1)	93.83		10:42:13.973
3 -	29.487	41.885	22.201	1:33.573 (2)	93.61	0.220	10:43:47.546
4 -	29.669	42.246	22.232	1:34.147	93.04	0.794	10:45:21.693
5 -	29.705	42.184	22.102	1:33.991 (3)	93.19	0.638	10:46:55.684
6 -	29.789	42.291	22.219	1:34.299	92.89	0.946	10:48:29.983
7 -	29.756	42.356	22.278	1:34.390	92.80	1.037	10:50:04.373

P5 661 GP2		Cameron HARRIS		Triumph 675R - Harris / Tony Scott Motorsport			
IDEAL LAP TIME : 1:33.733		BEST LAP TIME : 1:33.761		DIFFERENCE : 0.028			
LAP	SECTOR 1	SECTOR 2	SECTOR 3	LAP TIME	MPH	DIFF	TIME OF DAY
1 -		42.277	22.207	1:39.751	87.81	5.990	10:40:41.244
2 -	29.720	42.057	21.984	1:33.761 (1)	93.42		10:42:15.005
3 -	29.862	42.112	22.076	1:34.050 (2)	93.14	0.289	10:43:49.055
4 -	29.692	42.327	22.328	1:34.347 (3)	92.84	0.586	10:45:23.402
5 -	29.870	42.395	22.283	1:34.548	92.64	0.787	10:46:57.950
6 -	29.881	42.697	22.315	1:34.893	92.31	1.132	10:48:32.843
7 -	29.917	42.792	22.391	1:35.100	92.11	1.339	10:50:07.943

BMCRC - MRO Championships 2022 - Rnd 6 @ Brands Hatch GP

DART Motorsport MRO 600/GP2 inc Clubman 600

RACE 2 - SECTOR ANALYSIS



SECTOR 1 = FL to I1, SECTOR 2 = I1 to I2, SECTOR 3 = I2 to FL, DIFF = Difference To Personal Best Lap, P = Crossed Finish Line in Pit Lane, D = Time Disallowed

P6 47 Ed PEAD		Yamaha R6 -					
IDEAL LAP TIME : 1:33.730		BEST LAP TIME : 1:33.790		DIFFERENCE : 0.060			
LAP	SECTOR 1	SECTOR 2	SECTOR 3	LAP TIME	MPH	DIFF	TIME OF DAY
1 -		42.298	22.252	1:40.549	87.11	6.759	10:40:42.042
2 -	29.878	41.843	22.069	1:33.790 (1)	93.39		10:42:15.832
3 -	29.949	41.797	22.283	1:34.029 (3)	93.16	0.239	10:43:49.861
4 -	29.923	41.853	22.212	1:33.988 (2)	93.20	0.198	10:45:23.849
5 -	30.032	42.292	22.055	1:34.379	92.81	0.589	10:46:58.228
6 -	30.308	42.273	22.252	1:34.833	92.37	1.043	10:48:33.061
7 -	30.173	42.539	22.489	1:35.201	92.01	1.411	10:50:08.262

P7 188 Dawid KRAWIECKI		Yamaha R6 - Code Blue LTD & D A East Electrical					
IDEAL LAP TIME : 1:34.110		BEST LAP TIME : 1:34.202		DIFFERENCE : 0.092			
LAP	SECTOR 1	SECTOR 2	SECTOR 3	LAP TIME	MPH	DIFF	TIME OF DAY
1 -		42.183	22.355	1:40.261	87.36	6.059	10:40:41.754
2 -	30.642	41.973	22.337	1:34.952	92.25	0.750	10:42:16.706
3 -	30.356	42.215	22.468	1:35.039	92.17	0.837	10:43:51.745
4 -	30.441	42.225	22.326	1:34.992	92.21	0.790	10:45:26.737
5 -	30.229	42.156	22.212	1:34.597 (2)	92.60	0.395	10:47:01.334
6 -	29.968	42.028	22.206	1:34.202 (1)	92.98		10:48:35.536
7 -	29.931	42.249	22.553	1:34.733 (3)	92.46	0.531	10:50:10.269

P8 212 C Matt PALLETT		Yamaha R6 - BDA Chartered Architects					
IDEAL LAP TIME : 1:33.741		BEST LAP TIME : 1:34.101		DIFFERENCE : 0.360			
LAP	SECTOR 1	SECTOR 2	SECTOR 3	LAP TIME	MPH	DIFF	TIME OF DAY
1 -		42.527	22.473	1:41.223	86.53	7.122	10:40:42.716
2 -	30.022	42.084	22.091	1:34.197 (2)	92.99	0.096	10:42:16.913
3 -	30.353	42.793	22.381	1:35.527	91.70	1.426	10:43:52.440
4 -	30.314	42.477	22.158	1:34.949	92.25	0.848	10:45:27.389
5 -	29.811	42.444	21.846	1:34.101 (1)	93.08		10:47:01.490
6 -	30.150	42.369	22.134	1:34.653 (3)	92.54	0.552	10:48:36.143
7 -	29.969	42.583	22.836	1:35.388	91.83	1.287	10:50:11.531

P9 169 Gareth CUNNINGHAM		Yamaha R6 - Burnham cars ltd					
IDEAL LAP TIME : 1:34.845		BEST LAP TIME : 1:34.985		DIFFERENCE : 0.140			
LAP	SECTOR 1	SECTOR 2	SECTOR 3	LAP TIME	MPH	DIFF	TIME OF DAY
1 -		43.047	22.332	1:42.150	85.75	7.165	10:40:43.643
2 -	30.781	42.888	22.550	1:36.219	91.04	1.234	10:42:19.862
3 -	30.459	42.994	22.345	1:35.798 (2)	91.44	0.813	10:43:55.660
4 -	30.142	42.604	22.239	1:34.985 (1)	92.22		10:45:30.645
5 -	30.225	43.380	22.455	1:36.060	91.19	1.075	10:47:06.705
6 -	30.002	43.336	22.608	1:35.946	91.29	0.961	10:48:42.651
7 -	30.373	43.065	22.484	1:35.922 (3)	91.32	0.937	10:50:18.573

P10 5 John REYNOLDS		Yamaha R6 - Fins Motorcycles					
IDEAL LAP TIME : 1:35.580		BEST LAP TIME : 1:35.821		DIFFERENCE : 0.241			
LAP	SECTOR 1	SECTOR 2	SECTOR 3	LAP TIME	MPH	DIFF	TIME OF DAY
1 -		43.028	22.529	1:42.064	85.82	6.243	10:40:43.557
2 -	30.661	42.945	22.574	1:36.180 (2)	91.07	0.359	10:42:19.737
3 -	31.075	42.730	22.564	1:36.369 (3)	90.89	0.548	10:43:56.106
4 -	30.742	42.559	22.520	1:35.821 (1)	91.41		10:45:31.927
5 -	30.698	43.334	22.462	1:36.494	90.78	0.673	10:47:08.421
6 -	30.588	43.347	22.939	1:36.874	90.42	1.053	10:48:45.295
7 -	30.559	43.097	22.964	1:36.620	90.66	0.799	10:50:21.915

BMCRC - MRO Championships 2022 - Rnd 6 @ Brands Hatch GP

DART Motorsport MRO 600/GP2 inc Clubman 600

RACE 2 - SECTOR ANALYSIS



SECTOR 1 = FL to I1, SECTOR 2 = I1 to I2, SECTOR 3 = I2 to FL, DIFF = Difference To Personal Best Lap, P = Crossed Finish Line in Pit Lane, D = Time Disallowed

P11 779 C Terry BRIAN		Yamaha R6 - Two Techs Renault Specialist					
IDEAL LAP TIME : 1:36.181		BEST LAP TIME : 1:36.302		DIFFERENCE : 0.121			
LAP	SECTOR 1	SECTOR 2	SECTOR 3	LAP TIME	MPH	DIFF	TIME OF DAY
1 -		43.642	22.844	1:44.135	84.11	7.833	10:40:45.628
2 -	30.694	42.899	22.709	1:36.302 (1)	90.96		10:42:21.930
3 -	30.902	42.934	22.733	1:36.569 (3)	90.71	0.267	10:43:58.499
4 -	30.573	43.156	22.748	1:36.477 (2)	90.79	0.175	10:45:34.976
5 -	31.038	43.611	22.741	1:37.390	89.94	1.088	10:47:12.366
6 -	31.214	43.507	22.992	1:37.713	89.64	1.411	10:48:50.079
7 -	30.923	43.021	22.786	1:36.730	90.55	0.428	10:50:26.809

P12 511 C Ross CLARKE		Kawasaki ZX600RR - Ross clarke Farriery					
IDEAL LAP TIME : 1:35.952		BEST LAP TIME : 1:36.176		DIFFERENCE : 0.224			
LAP	SECTOR 1	SECTOR 2	SECTOR 3	LAP TIME	MPH	DIFF	TIME OF DAY
1 -		44.630	23.268	1:45.531	83.00	9.355	10:40:47.024
2 -	31.378	43.108	22.925	1:37.411	89.92	1.235	10:42:24.435
3 -	30.717	42.975	22.891	1:36.583 (2)	90.69	0.407	10:44:01.018
4 -	30.686	43.143	22.848	1:36.677	90.60	0.501	10:45:37.695
5 -	30.560	42.885	22.731	1:36.176 (1)	91.08		10:47:13.871
6 -	30.808	42.661	23.132	1:36.601 (3)	90.68	0.425	10:48:50.472
7 -	30.771	42.724	23.528	1:37.023	90.28	0.847	10:50:27.495

P13 87 Keith POVAH		Yamaha R6 - Huge thank you to Bobbi & Jon Saunders xx					
IDEAL LAP TIME : 1:36.295		BEST LAP TIME : 1:36.576		DIFFERENCE : 0.281			
LAP	SECTOR 1	SECTOR 2	SECTOR 3	LAP TIME	MPH	DIFF	TIME OF DAY
1 -		44.022	23.192	1:45.689	82.88	9.113	10:40:47.182
2 -	31.493	43.397	22.775	1:37.665	89.69	1.089	10:42:24.847
3 -	31.389	43.150	22.633	1:37.172 (3)	90.14	0.596	10:44:02.019
4 -	30.766	43.472	22.820	1:37.058 (2)	90.25	0.482	10:45:39.077
5 -	30.838	42.896	22.842	1:36.576 (1)	90.70		10:47:15.653
6 -	31.277	43.214	22.796	1:37.287	90.04	0.711	10:48:52.940
7 -	31.294	43.381	23.342	1:38.017	89.37	1.441	10:50:30.957

P14 33 C Aaren CARPENTER		Kawasaki ZX6R - Slugcrow Racing					
IDEAL LAP TIME : 1:36.579		BEST LAP TIME : 1:36.880		DIFFERENCE : 0.301			
LAP	SECTOR 1	SECTOR 2	SECTOR 3	LAP TIME	MPH	DIFF	TIME OF DAY
1 -		44.397	23.149	1:45.852	82.75	8.972	10:40:47.345
2 -	31.556	43.597	22.895	1:38.048	89.34	1.168	10:42:25.393
3 -	31.066	43.128	22.686	1:36.880 (1)	90.41		10:44:02.273
4 -	30.816	43.478	23.308	1:37.602	89.75	0.722	10:45:39.875
5 -	31.015	43.287	23.190	1:37.492 (3)	89.85	0.612	10:47:17.367
6 -	31.348	43.168	23.000	1:37.516	89.82	0.636	10:48:54.883
7 -	30.765	43.594	23.125	1:37.484 (2)	89.85	0.604	10:50:32.367

P15 168 C Aaron DALRYMPLE		Yamaha R6 - Team Blumpkin Racing					
IDEAL LAP TIME : 1:36.952		BEST LAP TIME : 1:37.248		DIFFERENCE : 0.296			
LAP	SECTOR 1	SECTOR 2	SECTOR 3	LAP TIME	MPH	DIFF	TIME OF DAY
1 -		44.304	23.213	1:44.701	83.66	7.453	10:40:46.194
2 -	31.157	43.262	22.829	1:37.248 (1)	90.07		10:42:23.442
3 -	31.010	43.460	22.993	1:37.463 (2)	89.87	0.215	10:44:00.905
4 -	31.510	43.973	23.362	1:38.845	88.62	1.597	10:45:39.750
5 -	31.448	44.226	23.373	1:39.047	88.44	1.799	10:47:18.797
6 -	30.861	43.899	23.311	1:38.071 (3)	89.32	0.823	10:48:56.868
7 -	31.171	44.119	23.573	1:38.863	88.60	1.615	10:50:35.731

BMCRC - MRO Championships 2022 - Rnd 6 @ Brands Hatch GP

DART Motorsport MRO 600/GP2 inc Clubman 600

RACE 2 - SECTOR ANALYSIS



SECTOR 1 = FL to I1, SECTOR 2 = I1 to I2, SECTOR 3 = I2 to FL, DIFF = Difference To Personal Best Lap, P = Crossed Finish Line in Pit Lane, D = Time Disallowed

P16 13		Doug EDMONDSON		Triumph DAYTONA - Stan Stephens Tuning			
IDEAL LAP TIME : 1:37.067		BEST LAP TIME : 1:37.372		DIFFERENCE : 0.305			
LAP	SECTOR 1	SECTOR 2	SECTOR 3	LAP TIME	MPH	DIFF	TIME OF DAY
1 -		44.232	22.883	1:45.165	83.29	7.793	10:40:46.658
2 -	31.339	44.308	22.953	1:38.600	88.84	1.228	10:42:25.258
3 -	31.525	43.712	23.127	1:38.364	89.05	0.992	10:44:03.622
4 -	31.305	45.089	23.209	1:39.603	87.94	2.231	10:45:43.225
5 -	31.225	43.587	22.969	1:37.781 (3)	89.58	0.409	10:47:21.006
6 -	30.978	43.584	22.810	1:37.372 (1)	89.96		10:48:58.378
7 -	31.010	43.279	23.451	1:37.740 (2)	89.62	0.368	10:50:36.118

P17 29 C		Michael SHEPPHARD		Kawasaki ZX6R - RTR Performance, KRS Solutions			
IDEAL LAP TIME : 1:36.966		BEST LAP TIME : 1:37.238		DIFFERENCE : 0.272			
LAP	SECTOR 1	SECTOR 2	SECTOR 3	LAP TIME	MPH	DIFF	TIME OF DAY
1 -		45.126	22.968	1:49.723	79.83	12.485	10:40:51.216
2 -	32.529	44.129	22.881	1:39.539	88.00	2.301	10:42:30.755
3 -	31.468	43.864	22.887	1:38.219	89.18	0.981	10:44:08.974
4 -	31.101	43.474	22.663	1:37.238 (1)	90.08		10:45:46.212
5 -	31.120	43.506	22.765	1:37.391 (2)	89.94	0.153	10:47:23.603
6 -	31.511	43.423	22.506	1:37.440 (3)	89.89	0.202	10:49:01.043
7 -	31.037	45.062	23.982	1:40.081	87.52	2.843	10:50:41.124

P18 85 C		James ROBINSON		Yamaha R6 - claire palastanga ceramics			
IDEAL LAP TIME : 1:37.765		BEST LAP TIME : 1:38.047		DIFFERENCE : 0.282			
LAP	SECTOR 1	SECTOR 2	SECTOR 3	LAP TIME	MPH	DIFF	TIME OF DAY
1 -		44.823	23.277	1:47.708	81.32	9.661	10:40:49.201
2 -	32.467	44.391	23.137	1:39.995	87.60	1.948	10:42:29.196
3 -	31.429	43.632	22.986	1:38.047 (1)	89.34		10:44:07.243
4 -	31.308	44.004	22.825	1:38.137 (2)	89.26	0.090	10:45:45.380
5 -	31.418	44.428	23.056	1:38.902 (3)	88.57	0.855	10:47:24.282
6 -	32.817	44.211	23.521	1:40.549	87.12	2.502	10:49:04.831
7 -	31.424	44.925	23.712	1:40.061	87.54	2.014	10:50:44.892

P19 118 C		Jim COYLE		Triumph 675 - Big Jim RIP			
IDEAL LAP TIME : 1:37.814		BEST LAP TIME : 1:37.940		DIFFERENCE : 0.126			
LAP	SECTOR 1	SECTOR 2	SECTOR 3	LAP TIME	MPH	DIFF	TIME OF DAY
1 -		44.371	22.858	1:46.327	82.38	8.387	10:40:47.820
2 -	31.186	44.337	22.827	1:38.350 (2)	89.06	0.410	10:42:26.170
3 -	31.243	43.810	22.887	1:37.940 (1)	89.44		10:44:04.110
4 -	31.177	44.613	23.005	1:38.795 (3)	88.66	0.855	10:45:42.905
5 -	31.774	44.128	23.498	1:39.400	88.12	1.460	10:47:22.305
6 -	32.334	44.530	23.178	1:40.042	87.56	2.102	10:49:02.347
7 -	32.973	46.886	26.063	1:45.922	82.70	7.982	10:50:48.269

P20 45 C		Jake MARSH		Kawasaki ZX6R - Zipped Up Racing			
IDEAL LAP TIME : 1:37.295		BEST LAP TIME : 1:37.795		DIFFERENCE : 0.500			
LAP	SECTOR 1	SECTOR 2	SECTOR 3	LAP TIME	MPH	DIFF	TIME OF DAY
1 -		45.189	23.059	1:46.711	82.08	8.916	10:40:48.204
2 -	31.149	44.217	23.000	1:38.366 (3)	89.05	0.571	10:42:26.570
3 -	31.143	43.766	23.148	1:38.057 (2)	89.33	0.262	10:44:04.627
4 -	31.629	44.299	22.971	1:38.899	88.57	1.104	10:45:43.526
5 -	31.738	43.927	23.476	1:39.141	88.35	1.346	10:47:22.667
6 -	31.379	43.621	22.795	1:37.795 (1)	89.57		10:49:00.462
7 -	30.879	45.476	23.556	1:39.911	87.67	2.116	10:50:40.373

BMCRC - MRO Championships 2022 - Rnd 6 @ Brands Hatch GP

DART Motorsport MRO 600/GP2 inc Clubman 600

RACE 2 - SECTOR ANALYSIS



SECTOR 1 = FL to I1, SECTOR 2 = I1 to I2, SECTOR 3 = I2 to FL, DIFF = Difference To Personal Best Lap, P = Crossed Finish Line in Pit Lane, D = Time Disallowed

P21 73 C		Jamie THOMAS		Yamaha R6 - Team RubyRacing			
IDEAL LAP TIME : 1:39.660		BEST LAP TIME : 1:39.897		DIFFERENCE : 0.237			
LAP	SECTOR 1	SECTOR 2	SECTOR 3	LAP TIME	MPH	DIFF	TIME OF DAY
1 -		45.036	23.522	1:47.434	81.53	7.537	10:40:48.927
2 -	31.770	44.581	23.546	1:39.897 (1)	87.68		10:42:28.824
3 -	31.600	44.747	23.666	1:40.013 (2)	87.58	0.116	10:44:08.837
4 -	32.197	45.002	23.765	1:40.964	86.76	1.067	10:45:49.801
5 -	31.835	44.613	23.609	1:40.057 (3)	87.54	0.160	10:47:29.858
6 -	31.592	45.626	23.629	1:40.847	86.86	0.950	10:49:10.705
7 -	31.557	45.067	23.651	1:40.275	87.35	0.378	10:50:50.980

P22 120 C		James GOWER		Yamaha R6 - TeamRubyRacing			
IDEAL LAP TIME : 1:40.511		BEST LAP TIME : 1:40.634		DIFFERENCE : 0.123			
LAP	SECTOR 1	SECTOR 2	SECTOR 3	LAP TIME	MPH	DIFF	TIME OF DAY
1 -		45.808	23.669	1:49.789	79.78	9.155	10:40:51.282
2 -	32.520	45.347	23.515	1:41.382	86.40	0.748	10:42:32.664
3 -	32.144	45.200	23.624	1:40.968 (2)	86.75	0.334	10:44:13.632
4 -	32.146	45.579	23.458	1:41.183	86.57	0.549	10:45:54.815
5 -	32.304	45.070	23.749	1:41.123 (3)	86.62	0.489	10:47:35.938
6 -	32.127	44.926	23.581	1:40.634 (1)	87.04		10:49:16.572
7 -	33.051	45.226	24.078	1:42.355	85.58	1.721	10:50:58.927

P23 22 C		Toby TRUNDLE		Yamaha YZF-R6 - Harris Motorcycles - Harlow			
IDEAL LAP TIME : 1:39.380		BEST LAP TIME : 1:39.468		DIFFERENCE : 0.088			
LAP	SECTOR 1	SECTOR 2	SECTOR 3	LAP TIME	MPH	DIFF	TIME OF DAY
1 -		45.645	23.236	1:49.301	80.14	9.833	10:40:50.794
2 -	32.332	44.515	23.417	1:40.264 (2)	87.36	0.796	10:42:31.058
3 -	32.140	45.071	23.567	1:40.778	86.92	1.310	10:44:11.836
4 -	31.638	44.506	23.324	1:39.468 (1)	88.06		10:45:51.304
5 -	31.866	45.137	23.452	1:40.455 (3)	87.20	0.987	10:47:31.759
6 -	31.948	45.619	23.380	1:40.947	86.77	1.479	10:49:12.706
7 -	38.202	45.067	23.422	1:46.691	82.10	7.223	10:50:59.397

P24 30 C		Owen MELLOR		Kawaski ZX-6 - BDS Motorcycles			
IDEAL LAP TIME : 1:34.792		BEST LAP TIME : 1:34.977		DIFFERENCE : 0.185			
LAP	SECTOR 1	SECTOR 2	SECTOR 3	LAP TIME	MPH	DIFF	TIME OF DAY
1 -		42.774	22.672	1:41.805	86.04	6.828	10:40:43.298
2 -	30.056	42.393	22.528	1:34.977 (1)	92.23		10:42:18.275
3 -	29.996	42.549	22.668	1:35.213 (3)	92.00	0.236	10:43:53.488
4 -	30.321	42.466	22.406	1:35.193 (2)	92.02	0.216	10:45:28.681
5 -	29.993	50.732	33.456	1:54.181	76.71	19.204	10:47:22.862
6 -	36.452	50.499	26.068	1:53.019	77.50	18.042	10:49:15.881
7 -	35.728	49.470	25.890	1:51.088	78.85	16.111	10:51:06.969

P25 79 C		Thomas GARNER		Yamaha R6 -			
IDEAL LAP TIME : 1:40.874		BEST LAP TIME : 1:40.901		DIFFERENCE : 0.027			
LAP	SECTOR 1	SECTOR 2	SECTOR 3	LAP TIME	MPH	DIFF	TIME OF DAY
1 -		46.345	23.589	1:50.755	79.09	9.854	10:40:52.248
2 -	32.092	45.193	23.616	1:40.901 (1)	86.81		10:42:33.149
3 -	32.554	45.717	23.909	1:42.180 (2)	85.72	1.279	10:44:15.329
4 -	32.694	46.306	23.996	1:42.996	85.05	2.095	10:45:58.325
5 -	32.957	45.843	24.295	1:43.095	84.96	2.194	10:47:41.420
6 -	32.492	45.913	23.828	1:42.233 (3)	85.68	1.332	10:49:23.653
7 -	32.418	45.634	25.350	1:43.402	84.71	2.501	10:51:07.055

BMCRC - MRO Championships 2022 - Rnd 6 @ Brands Hatch GP

DART Motorsport MRO 600/GP2 inc Clubman 600

RACE 2 - SECTOR ANALYSIS



SECTOR 1 = FL to I1, SECTOR 2 = I1 to I2, SECTOR 3 = I2 to FL, DIFF = Difference To Personal Best Lap, P = Crossed Finish Line in Pit Lane, D = Time Disallowed

P26 100		Craig HOWTON		Kawasaki ZX6R - ME			
IDEAL LAP TIME : 1:42.369		BEST LAP TIME : 1:42.660		DIFFERENCE : 0.291			
LAP	SECTOR 1	SECTOR 2	SECTOR 3	LAP TIME	MPH	DIFF	TIME OF DAY
1 -		46.288	23.858	1:51.343	78.67	8.683	10:40:52.836
2 -	33.261	45.321	24.078	1:42.660 (1)	85.32		10:42:35.496
3 -	33.668	46.386	24.147	1:44.201	84.06	1.541	10:44:19.697
4 -	33.542	46.057	24.743	1:44.342	83.95	1.682	10:46:04.039
5 -	33.190	45.960	24.302	1:43.452 (2)	84.67	0.792	10:47:47.491
6 -	33.234	46.641	24.076	1:43.951 (3)	84.26	1.291	10:49:31.442
7 -	33.506	46.368	24.414	1:44.288	83.99	1.628	10:51:15.730

P27 24 C		Mark STRUTT		Yamaha R6 - Myself			
IDEAL LAP TIME : 1:43.909		BEST LAP TIME : 1:44.163		DIFFERENCE : 0.254			
LAP	SECTOR 1	SECTOR 2	SECTOR 3	LAP TIME	MPH	DIFF	TIME OF DAY
1 -		48.011	24.291	1:54.356	76.60	10.193	10:40:55.849
2 -	33.131	47.105	24.430	1:44.666 (2)	83.69	0.503	10:42:40.515
3 -	33.114	47.968	24.411	1:45.493	83.03	1.330	10:44:26.008
4 -	33.179	47.250	24.425	1:44.854 (3)	83.54	0.691	10:46:10.862
5 -	33.537	47.703	25.267	1:46.507	82.24	2.344	10:47:57.369
6 -	33.639	47.638	24.386	1:45.663	82.90	1.500	10:49:43.032
7 -	32.816	46.802	24.545	1:44.163 (1)	84.09		10:51:27.195

P28 117 C		Benjamin STONARD		Yamaha R6 - BJ Signs & Decals LTD			
IDEAL LAP TIME : 1:43.730		BEST LAP TIME : 1:43.730		DIFFERENCE : 0.000			
LAP	SECTOR 1	SECTOR 2	SECTOR 3	LAP TIME	MPH	DIFF	TIME OF DAY
1 -		47.675	24.319	1:52.864	77.61	9.134	10:40:54.357
2 -	33.508	47.181	24.563	1:45.252 (3)	83.22	1.522	10:42:39.609
3 -	33.694			1:46.303	82.40	2.573	10:44:25.912
4 -	34.518	47.872	24.252	1:46.642	82.14	2.912	10:46:12.554
5 -	33.591	47.946	24.725	1:46.262	82.43	2.532	10:47:58.816
6 -	33.242	47.248	24.252	1:44.742 (2)	83.63	1.012	10:49:43.558
7 -	33.168	46.834	23.728	1:43.730 (1)	84.44		10:51:27.288

P29 228 C		Paul McFADDEN		Kawasaki ZX636 - T.McFadden Plant Ltd			
IDEAL LAP TIME : 1:36.463		BEST LAP TIME : 1:37.151		DIFFERENCE : 0.688			
LAP	SECTOR 1	SECTOR 2	SECTOR 3	LAP TIME	MPH	DIFF	TIME OF DAY
1 -		44.950	23.258	1:47.404	81.55	10.253	10:40:48.897
2 -	31.080	43.856	22.812	1:37.748 (2)	89.61	0.597	10:42:26.645
3 -	31.575	43.712	22.765	1:38.052 (3)	89.33	0.901	10:44:04.697
4 -	31.111	44.492	22.995	1:38.598	88.84	1.447	10:45:43.295
5 -	31.709	43.942	23.488	1:39.139	88.35	1.988	10:47:22.434
6 -	31.030	43.299	22.822	1:37.151 (1)	90.16		10:48:59.585

P30 43 C		Daniel SALES		Yamaha R6 - Team Freddie, Ron & Frankie			
IDEAL LAP TIME : 1:38.171		BEST LAP TIME : 1:38.254		DIFFERENCE : 0.083			
LAP	SECTOR 1	SECTOR 2	SECTOR 3	LAP TIME	MPH	DIFF	TIME OF DAY
1 -		45.296	23.057	1:48.349	80.84	10.095	10:40:49.842
2 -	31.389	44.559	23.431	1:39.379 (2)	88.14	1.125	10:42:29.221
3 -	31.777	44.534	23.328	1:39.639 (3)	87.91	1.385	10:44:08.860
4 -	31.076	44.256	22.922	1:38.254 (1)	89.15		10:45:47.114

P31 62 C		Oliver NUNN		Yamaha R6 - Intertechnic UK & STVL			
IDEAL LAP TIME : 1:42.375		BEST LAP TIME : 1:42.375		DIFFERENCE : 0.000			
LAP	SECTOR 1	SECTOR 2	SECTOR 3	LAP TIME	MPH	DIFF	TIME OF DAY
1 -		47.361	24.015	1:52.886	77.59	10.511	10:40:54.379
2 -	32.820	45.767	23.788	1:42.375 (1)	85.56		10:42:36.754
3 -	33.481	46.417	24.690	1:44.588 (2)	83.75	2.213	10:44:21.342

BMCRC - MRO Championships 2022 - Rnd 6 @ Brands Hatch GP

DART Motorsport MRO 600/GP2 inc Clubman 600

RACE 2 - SECTOR ANALYSIS



SECTOR 1 = FL to I1, SECTOR 2 = I1 to I2, SECTOR 3 = I2 to FL, DIFF = Difference To Personal Best Lap, P = Crossed Finish Line in Pit Lane, D = Time Disallowed

P32 128		David SPENCER		Suzuki GSXR 600 - Paramount 26 Ltd			
IDEAL LAP TIME : 1:44.426		BEST LAP TIME : 1:44.591		DIFFERENCE : 0.165			
LAP	SECTOR 1	SECTOR 2	SECTOR 3	LAP TIME	MPH	DIFF	TIME OF DAY
1 -		47.928	24.282	1:54.628	76.41	10.037	10:40:56.121
2 -	33.421	46.723	24.447	1:44.591 (1)	83.75		10:42:40.712

BMCRC - MRO Championships 2022 - Rnd 6 @ Brands Hatch GP

DART Motorsport MRO 600/GP2 inc Clubman 600

RACE 2 - BEST SECTORS

SECTOR 1			SECTOR 2			SECTOR 3			IDEAL / BEST COMPARISON						
POS	NO	NAME	TIME	NO	NAME	TIME	NO	NAME	TIME	POS	NO	NAME	IDEAL	BEST	DIFF
													PERFECT LAP	1:31.573	
1	26	WHITE	29.000	26	WHITE	41.132	82	BULL	21.441	1	82	BULL	1:31.697	1:31.862	0.165
2	82	BULL	29.049	82	BULL	41.207	26	WHITE	21.618	2	26	WHITE	1:31.750	1:31.882	0.132
3	818	BARKER	29.454	818	BARKER	41.433	818	BARKER	21.708	3	818	BARKER	1:32.595	1:33.039	0.444
4	961	SIM	29.487	47	PEAD	41.797	212	PALLET	21.846	4	961	SIM	1:33.308	1:33.353	0.045
5	661	HARRIS	29.692	961	SIM	41.885	961	SIM	21.936	5	47	PEAD	1:33.730	1:33.790	0.060
6	212	PALLET	29.811	188	KRAWIECKI	41.973	661	HARRIS	21.984	6	661	HARRIS	1:33.733	1:33.761	0.028
7	47	PEAD	29.878	661	HARRIS	42.057	47	PEAD	22.055	7	212	PALLET	1:33.741	1:34.101	0.360
8	188	KRAWIECKI	29.931	212	PALLET	42.084	188	KRAWIECKI	22.206	8	188	KRAWIECKI	1:34.110	1:34.202	0.092
9	30	MELLOR	29.993	30	MELLOR	42.393	169	CUNNINGHAM	22.239	9	30	MELLOR	1:34.792	1:34.977	0.185
10	169	CUNNINGHAM	30.002	5	REYNOLDS	42.559	30	MELLOR	22.406	10	169	CUNNINGHAM	1:34.845	1:34.985	0.140
11	5	REYNOLDS	30.559	169	CUNNINGHAM	42.604	5	REYNOLDS	22.462	11	5	REYNOLDS	1:35.580	1:35.821	0.241
12	511	CLARKE	30.560	511	CLARKE	42.661	29	SHEPPHARD	22.506	12	511	CLARKE	1:35.952	1:36.176	0.224
13	779	BRIAN	30.573	87	POVAH	42.896	87	POVAH	22.633	13	779	BRIAN	1:36.181	1:36.302	0.121
14	228	McFADDEN	30.761	779	BRIAN	42.899	33	CARPENTER	22.686	14	87	POVAH	1:36.295	1:36.576	0.281
15	33	CARPENTER	30.765	228	McFADDEN	42.937	779	BRIAN	22.709	15	228	McFADDEN	1:36.463	1:37.151	0.688
16	87	POVAH	30.766	33	CARPENTER	43.128	511	CLARKE	22.731	16	33	CARPENTER	1:36.579	1:36.880	0.301
17	168	DALRYMPLE	30.861	168	DALRYMPLE	43.262	228	McFADDEN	22.765	17	168	DALRYMPLE	1:36.952	1:37.248	0.296
18	45	MARSH	30.879	13	EDMONDSON	43.279	45	MARSH	22.795	18	29	SHEPPHARD	1:36.966	1:37.238	0.272
19	13	EDMONDSON	30.978	29	SHEPPHARD	43.423	13	EDMONDSON	22.810	19	13	EDMONDSON	1:37.067	1:37.372	0.305
20	29	SHEPPHARD	31.037	45	MARSH	43.621	85	ROBINSON	22.825	20	45	MARSH	1:37.295	1:37.795	0.500
21	43	SALES	31.076	85	ROBINSON	43.632	118	COYLE	22.827	21	85	ROBINSON	1:37.765	1:38.047	0.282
22	118	COYLE	31.177	118	COYLE	43.810	168	DALRYMPLE	22.829	22	118	COYLE	1:37.814	1:37.940	0.126
23	85	ROBINSON	31.308	43	SALES	44.173	43	SALES	22.922	23	43	SALES	1:38.171	1:38.254	0.083
24	73	THOMAS	31.557	22	TRUNDLE	44.506	22	TRUNDLE	23.236	24	22	TRUNDLE	1:39.380	1:39.468	0.088
25	22	TRUNDLE	31.638	73	THOMAS	44.581	120	GOWER	23.458	25	73	THOMAS	1:39.660	1:39.897	0.237
26	79	GARNER	32.092	120	GOWER	44.926	73	THOMAS	23.522	26	120	GOWER	1:40.511	1:40.634	0.123
27	120	GOWER	32.127	79	GARNER	45.193	79	GARNER	23.589	27	79	GARNER	1:40.874	1:40.901	0.027
28	24	STRUTT	32.816	100	HOWTON	45.321	117	STONARD	23.728	28	100	HOWTON	1:42.369	1:42.660	0.291
29	62	NUNN	32.820	62	NUNN	45.767	62	NUNN	23.788	29	62	NUNN	1:42.375	1:42.375	0.000
30	117	STONARD	33.168	128	SPENCER	46.723	100	HOWTON	23.858	30	117	STONARD	1:43.730	1:43.730	0.000
31	100	HOWTON	33.190	24	STRUTT	46.802	128	SPENCER	24.282	31	24	STRUTT	1:43.909	1:44.163	0.254
32	128	SPENCER	33.421	117	STONARD	46.834	24	STRUTT	24.291	32	128	SPENCER	1:44.426	1:44.591	0.165

BMCRC - MRO Championships 2022 - Rnd 6 @ Brands Hatch GP

DART Motorsport MRO 600/GP2 inc Clubman 600

RACE 2 - STATISTICS

Competitors Started 32
Planned Start 2022-07-17 @ 10:40:00.000
Actual Start 2022-07-17 @ 10:39:01.492
Finish Time 2022-07-17 @ 10:49:51.491
Track Length 2.4332mi.
Total Laps 211
Total Distance Covered 513.4241mi.

Session Fastest Lap History

NO	CL	NAME	LAP TIME	TIME OF DAY	LAP	VEHICLE
26		William WHITE	1:32.159	10:42:11.068	2	Triumph 675 DAYTONA
82		James BULL	1:31.862	10:42:11.382	2	Kawasaki ZX6R 636

Session Leader History

NO	CL	NAME	FROM LAP	LAPS LED	DISTANCE	VEHICLE
26		William WHITE	1	7	17.03 miles	Triumph 675 DAYTONA

Flag History

TYPE	TIME OF DAY
GREEN	10:39:01.492
FINISH	10:49:51.491

Flag Statistics

TYPE	COUNT	TOTAL LAPS	TOTAL TIME
Green	1	7	14:00.158
Red	0	0	0.000
Safety Car	0	0	0.000
FCY	0	0	0.000

BMCRC - MRO Championships 2022 - Rnd 6 @ Brands Hatch GP

DART Motorsport MRO 600/GP2 inc Clubman 600

RACE 2 - STATISTICS

CLASS :

12 Starters

Fastest Lap History

NO	NAME	LAP TIME	TIME OF DAY	LAP	VEHICLE
26	William WHITE	1:32.159	10:42:11.068	2	Triumph 675 DAYTONA
82	James BULL	1:31.862	10:42:11.382	2	Kawasaki ZX6R 636

Leader History

NO	NAME	FROM LAP	LAPS LED	DISTANCE	VEHICLE
26	William WHITE	1	7	17.03 miles	Triumph 675 DAYTONA

BMCRC - MRO Championships 2022 - Rnd 6 @ Brands Hatch GP

DART Motorsport MRO 600/GP2 inc Clubman 600

RACE 2 - STATISTICS

CLASS : C

19 Starters

Fastest Lap History

NO	NAME	LAP TIME	TIME OF DAY	LAP	VEHICLE
212	Matt PALLETT	1:34.197	10:42:16.935	2	Yamaha R6
212	Matt PALLETT	1:34.101	10:47:01.513	5	Yamaha R6

Leader History

NO	NAME	FROM LAP	LAPS LED	DISTANCE	VEHICLE
212	Matt PALLETT	1	7	17.03 miles	Yamaha R6

BMCRC - MRO Championships 2022 - Rnd 6 @ Brands Hatch GP

DART Motorsport MRO 600/GP2 inc Clubman 600

RACE 2 - STATISTICS

CLASS : GP2

1 Starters

Fastest Lap History

NO	NAME	LAP TIME	TIME OF DAY	LAP	VEHICLE
661	Cameron HARRIS	1:33.761	10:42:15.013	2	Triumph 675R

Leader History

NO	NAME	FROM LAP	LAPS LED	DISTANCE	VEHICLE
661	Cameron HARRIS	1	7	17.03 miles	Triumph 675R

BMCRC - MRO Championships 2022 - Rnd 6 @ Brands Hatch GP



DART Motorsport MRO 600/GP2 inc Clubman 600

RACE 12 - GRID (7 Laps)

ROW 13	39		38	46 Pete MARSH	37	132 Mitchell GILBERT
ROW 12	36	2 Andrew GILL	35	28 Craig BICKNELL	34	41 Toby COOK
ROW 11	33	53 Joe BURNS	32	128 David SPENCER	31	24 Mark STRUTT
ROW 10	30	117 Benjamin STONARD	29	100 Craig HOWTON	28	62 Oliver NUNN
ROW 9	27	79 Thomas GARNER	26	120 James GOWER	25	73 Jamie THOMAS
ROW 8	24	22 Toby TRUNDLE	23	43 Daniel SALES	22	85 James ROBINSON
ROW 7	21	118 Jim COYLE	20	45 Jake MARSH	19	13 Doug EDMONDSON
ROW 6	18	168 Aaron DALRYMPLE	17	29 Michael SHEPPHARD	16	228 Paul McFADDEN
ROW 5	15	33 Aaren CARPENTER	14	87 Keith POVAH	13	779 Terry BRIAN
ROW 4	12	511 Ross CLARKE	11	5 John REYNOLDS	10	169 Gareth CUNNINGHAM
ROW 3	9	30 Owen MELLOR	8	188 Dawid KRAWIECKI	7	212 Matt PALLETT
ROW 2	6	47 Ed PEAD	5	661 Cameron HARRIS	4	961 Jack SIM
ROW 1	3	818 Alex BARKER	2	26 William WHITE	1	82 James BULL

Pole

Brands Hatch GP: 2.4332 miles

These results are provisional until the conclusion of any judicial and technical matters.

Clerk Of Course :	Stewards :	Timekeeper : <i>Craig Smith</i>
-------------------	------------	------------------------------------

Results can be found at www.tsl-timing.com

Printed - 10:56 Sunday, 17 July 2022



BMCRC - MRO Championships 2022 - Rnd 6 @ Brands Hatch GP



DART Motorsport MRO 600/GP2 inc Clubman 600

RACE 12 - CLASSIFICATION

POS	NO	CL	PIC NAME	ENTRY	LAPS	TIME	GAP	DIFF	MPH	BEST	ON
1	82		1 James BULL	Kawasaki ZX6R 636 - team bull racing	7	10:49.954			94.34	1:31.816	6
2	26		2 William WHITE	Triumph 675 DAYTONA - JP. Guivier	7	10:55.911	5.957	5.957	93.48	1:32.542	3
3	961		3 Jack SIM	Kawasaki ZX6 R - Vanguard Motorsport, Platform Li	7	10:56.211	6.257	0.300	93.44	1:32.665	3
4	818		4 Alex BARKER	Yamaha R6 - Barker Woodrow LTD & Foundry Tyres	7	10:58.415	8.461	2.204	93.13	1:33.135	5
5	47		5 Ed PEAD	Yamaha R6 -	7	11:04.600	14.646	6.185	92.26	1:34.028	3
6	188		6 Dawid KRAWIECKI	Yamaha R6 - Code Blue LTD & D A East Electrical	7	11:15.630	25.676	11.030	90.75	1:35.077	2
7	169		7 Gareth CUNNINGHAM	Yamaha R6 - Burnham cars ltd	7	11:16.507	26.553	0.877	90.64	1:35.172	3
8	30	C	1 Owen MELLOR	Kawaski ZX-6 - BDS Motorcycles	7	11:17.493	27.539	0.986	90.50	1:35.857	3
9	5		8 John REYNOLDS	Yamaha R6 - Fins Motorcycles	7	11:24.401	34.447	6.908	89.59	1:35.962	2
10	511	C	2 Ross CLARKE	Kawasaki ZX600RR - Ross clarke Farriery	7	11:24.490	34.536	0.089	89.58	1:36.396	2
11	779	C	3 Terry BRIAN	Yamaha R6 - Two Techs Renault Specialist	7	11:24.818	34.864	0.328	89.54	1:36.164	6
12	33	C	4 Aaren CARPENTER	Kawasaki ZX6R - Slugcrow Racing	7	11:25.063	35.109	0.245	89.50	1:36.295	6
13	13		9 Doug EDMONDSON	Triumph DAYTONA - Stan Stephens Tuning	7	11:25.813	35.859	0.750	89.41	1:36.358	6
14	45	C	5 Jake MARSH	Kawasaki ZX6R - Zipped Up Racing	7	11:28.677	38.723	2.864	89.03	1:36.786	3
15	168	C	6 Aaron DALRYMPLE	Yamaha R6 - Team Blumpkin Racing	7	11:37.913	47.959	9.236	87.86	1:37.131	2
16	85	C	7 James ROBINSON	Yamaha R6 - claire palastanga ceramics	7	11:46.197	56.243	8.284	86.82	1:37.812	5
17	43	C	8 Daniel SALES	Yamaha R6 - Team Freddie, Ron & Frankie	7	11:46.276	56.322	0.079	86.81	1:38.231	7
18	73	C	9 Jamie THOMAS	Yamaha R6 - Team RubyRacing	7	11:47.757	57.803	1.481	86.63	1:39.081	5
19	120	C	10 James GOWER	Yamaha R6 - TeamRubyRacing	7	11:48.688	58.734	0.931	86.52	1:39.912	2
20	100		10 Craig HOWTON	Kawasaki ZX6R - ME	7	12:04.546	1:14.592	15.858	84.63	1:41.937	7
21	62	C	11 Oliver NUNN	Yamaha R6 - Intertechnic UK & STVL	7	12:04.682	1:14.728	0.136	84.61	1:41.432	7
22	79	C	12 Thomas GARNER	Yamaha R6 -	7	12:04.893	1:14.939	0.211	84.59	1:40.972	7
23	24	C	13 Mark STRUTT	Yamaha R6 - Myself	7	12:14.585	1:24.631	9.692	83.47	1:42.097	2
24	117	C	14 Benjamin STONARD	Yamaha R6 - BJ Signs & Decals LTD	6	10:50.670	1 Lap	1 Lap	80.77	1:45.325	2

NOT CLASSIFIED

DNF	661	GP2	Cameron HARRIS	Triumph 675R - Harris / Tony Scott Motorsport	6	9:40.118	1 Lap		90.60	1:35.070	2
DNF	87		Keith POVAH	Yamaha R6 - Huge thank you to Bobbi & Jon Saund	5	8:12.934	2 Laps	1 Lap	88.85	1:36.512	3
DNF	22	C	Toby TRUNDLE	Yamaha YZF-R6 - Harris Motorcycles - Harlow	1	1:51.311	6 Laps	4 Laps	78.69		
DNF	228	C	Paul McFADDEN	Kawasaki ZX636 - T.McFadden Plant Ltd	0						

FASTEST LAP

82			James BULL	Kawasaki ZX6R 636 - team bull racing	6	1:31.816		95.40 mph	153.54 kph
661	GP2		Cameron HARRIS	Triumph 675R - Harris / Tony Scott Motorsport	2	1:35.070		92.14 mph	148.28 kph
30	C		Owen MELLOR	Kawaski ZX-6 - BDS Motorcycles	3	1:35.857		91.38 mph	147.06 kph

Class - 92.5% of Race Speed = 87.26 mph
Class C - 92.5% of Race Speed = 83.71 mph

Weather / Track : Sunny / Dry

These results are provisional until the conclusion of any judicial and technical matters.

Race Distance: 7 Laps / 17.03 miles
Brands Hatch GP: 2.4332 miles
Date: 17/07/2022 Start: 14:50 Finish: 15:01

Clerk Of Course :	Stewards :	Timekeeper : <i>Craig Smith</i>
-------------------	------------	------------------------------------

Results can be found at www.tsl-timing.com

Printed - 15:03 Sunday, 17 July 2022



BMCRC - MRO Championships 2022 - Rnd 6 @ Brands Hatch GP

DART Motorsport MRO 600/GP2 inc Clubman 600

RACE 12 - LAP CHART

LAP 1 @ 14:52:20.996

NO	BEHIND	LAP TIME
82		1:37.292
961	0.599	1:37.891
26	0.855	1:38.147
818	1.415	1:38.707
47	2.112	1:39.404
30	3.798	1:41.090
188	3.827	1:41.119
661	4.138	1:41.430
169	4.243	1:41.535
5	5.252	1:42.544
779	5.625	1:42.917
13	6.122	1:43.414
33	6.372	1:43.664
511	7.419	1:44.711
87	7.519	1:44.811
45	7.815	1:45.107
168	8.372	1:45.664
73	9.940	1:47.232
120	9.964	1:47.256
85	10.151	1:47.443
43	10.709	1:48.001
100	11.951	1:49.243
79	13.604	1:50.896
22	14.019	1:51.311
24	15.268	1:52.560
62	16.011	1:53.303
117	16.066	1:53.358

LAP 2 @ 14:53:53.387

NO	BEHIND	LAP TIME
82		1:32.391
26	1.037	1:32.573
961	1.471	1:33.263
818	2.340	1:33.316
47	4.032	1:34.311
188	6.513	1:35.077
661	6.817	1:35.070
169	7.286	1:35.434
30	7.356	1:35.949
5	8.823	1:35.962
779	10.194	1:36.960
33	10.485	1:36.504
13	10.909	1:37.178
511	11.424	1:36.396
87	11.999	1:36.871
45	12.437	1:37.013
168	13.112	1:37.131
120	17.485	1:39.912
85	17.717	1:39.957
73	17.995	1:40.446
43	18.060	1:39.742
100	21.851	1:42.291
79	23.450	1:42.237
24	24.974	1:42.097
62	25.812	1:42.192
117	29.000	1:45.325

LAP 3 @ 14:55:25.397

NO	BEHIND	LAP TIME
82		1:32.010
26	1.569	1:32.542
961	2.126	1:32.665

818	3.776	1:33.446
47	6.050	1:34.028
188	10.253	1:35.750
661	10.349	1:35.542
169	10.448	1:35.172
30	11.203	1:35.857
779	15.262	1:37.078
33	15.582	1:37.107
5	15.670	1:38.857
511	15.976	1:36.562
87	16.501	1:36.512
13	16.522	1:37.623
45	17.213	1:36.786
168	19.402	1:38.300
120	26.016	1:40.541
85	26.095	1:40.388
43	26.216	1:40.166
73	26.935	1:40.950
100	32.713	1:42.872
79	34.391	1:42.951
24	35.390	1:42.426
62	35.724	1:41.922
117	43.299	1:46.309

LAP 4 @ 14:56:57.553

NO	BEHIND	LAP TIME
82		1:32.156
26	2.480	1:33.067
961	2.990	1:33.020
818	5.004	1:33.384
47	8.057	1:34.163
188	14.083	1:35.986
661	14.397	1:36.204
169	14.527	1:36.235
30	15.104	1:36.057
33	20.595	1:37.169
779	20.637	1:37.531
5	20.692	1:37.178
511	20.862	1:37.042
87	20.934	1:36.589
13	21.630	1:37.264
45	22.543	1:37.486
168	26.292	1:39.046
120	34.116	1:40.256
85	34.139	1:40.200
73	34.780	1:40.001
43	34.827	1:40.767
100	43.072	1:42.515
79	45.486	1:43.251
62	46.276	1:42.708
24	46.960	1:43.726
117	58.866	1:47.723

LAP 5 @ 14:58:29.900

NO	BEHIND	LAP TIME
82		1:32.347
26	3.404	1:33.271
961	4.042	1:33.399
818	5.792	1:33.135
47	10.056	1:34.346
661	17.965	1:35.915
188	17.987	1:36.251
169	18.222	1:36.042
30	18.945	1:36.188
5	25.189	1:36.844

511	25.279	1:36.764
779	25.977	1:37.687
33	26.180	1:37.932
13	26.476	1:37.193
87	26.738	1:38.151
45	27.319	1:37.123
168	32.464	1:38.519
85	39.604	1:37.812
73	41.514	1:39.081
120	41.784	1:40.015
43	41.909	1:39.429
100	53.580	1:42.855
62	55.530	1:41.601
79	55.825	1:42.686
24	58.695	1:44.082
117	1:15.310	1:48.791

LAP 6 @ 15:00:01.716

NO	BEHIND	LAP TIME
82		1:31.816
26	4.482	1:32.894
961	5.183	1:32.957
818	7.235	1:33.259
47	12.285	1:34.045
188	22.033	1:35.862
661	22.106	1:35.957
169	22.208	1:35.802
30	23.108	1:35.979
5	29.468	1:36.095
511	30.079	1:36.616
779	30.325	1:36.164
33	30.659	1:36.295
13	31.018	1:36.358
45	32.827	1:37.324
168	40.068	1:39.420
85	48.095	1:40.307
73	49.322	1:39.624
43	50.033	1:39.940
120	50.448	1:40.480
100	1:04.597	1:42.833
62	1:05.238	1:41.524
79	1:05.909	1:41.900
24	1:11.081	1:44.202

LAP 7 @ 15:01:33.658

NO	BEHIND	LAP TIME
82		1:31.942
117	1 Lap	1:49.164
26	5.957	1:33.417
961	6.257	1:33.016
818	8.461	1:33.168
47	14.646	1:34.303
188	25.676	1:35.585
169	26.553	1:36.287
30	27.539	1:36.373
5	34.447	1:36.921
511	34.536	1:36.399
779	34.864	1:36.481
33	35.109	1:36.392
13	35.859	1:36.783
45	38.723	1:37.838
168	47.959	1:39.833
85	56.243	1:40.090
43	56.322	1:38.231
73	57.803	1:40.423

BMCRC - MRO Championships 2022 - Rnd 6 @ Brands Hatch GP

DART Motorsport MRO 600/GP2 inc Clubman 600

RACE 12 - SECTOR ANALYSIS



SECTOR 1 = FL to I1, SECTOR 2 = I1 to I2, SECTOR 3 = I2 to FL, DIFF = Difference To Personal Best Lap, P = Crossed Finish Line in Pit Lane, D = Time Disallowed

P1 82		James BULL		Kawasaki ZX6R 636 - team bull racing			
IDEAL LAP TIME : 1:31.651		BEST LAP TIME : 1:31.816		DIFFERENCE : 0.165			
LAP	SECTOR 1	SECTOR 2	SECTOR 3	LAP TIME	MPH	DIFF	TIME OF DAY
1 -		41.605	21.816	1:37.292	90.03	5.476	14:52:20.996
2 -	29.324	41.356	21.711	1:32.391	94.81	0.575	14:53:53.387
3 -	29.218	41.250	21.542	1:32.010 (3)	95.20	0.194	14:55:25.397
4 -	29.104	41.390	21.662	1:32.156	95.05	0.340	14:56:57.553
5 -	29.388	41.319	21.640	1:32.347	94.85	0.531	14:58:29.900
6 -	28.994	41.285	21.537	1:31.816 (1)	95.40		15:00:01.716
7 -	29.220	41.120	21.602	1:31.942 (2)	95.27	0.126	15:01:33.658

P2 26		William WHITE		Triumph 675 DAYTONA - JP. Guivier			
IDEAL LAP TIME : 1:32.403		BEST LAP TIME : 1:32.542		DIFFERENCE : 0.139			
LAP	SECTOR 1	SECTOR 2	SECTOR 3	LAP TIME	MPH	DIFF	TIME OF DAY
1 -		41.885	21.665	1:38.147	89.25	5.605	14:52:21.851
2 -	29.274	41.510	21.789	1:32.573 (2)	94.62	0.031	14:53:54.424
3 -	29.246	41.492	21.804	1:32.542 (1)	94.65		14:55:26.966
4 -	29.353	41.744	21.970	1:33.067	94.12	0.525	14:57:00.033
5 -	29.294	41.958	22.019	1:33.271	93.91	0.729	14:58:33.304
6 -	29.372	41.711	21.811	1:32.894 (3)	94.29	0.352	15:00:06.198
7 -	29.508	42.039	21.870	1:33.417	93.77	0.875	15:01:39.615

P3 961		Jack SIM		Kawasaki ZX6 R - Vanguard Motorsport, Platform Lift Engineers			
IDEAL LAP TIME : 1:32.585		BEST LAP TIME : 1:32.665		DIFFERENCE : 0.080			
LAP	SECTOR 1	SECTOR 2	SECTOR 3	LAP TIME	MPH	DIFF	TIME OF DAY
1 -		41.794	21.825	1:37.891	89.48	5.226	14:52:21.595
2 -	29.364	41.955	21.944	1:33.263	93.92	0.598	14:53:54.858
3 -	29.287	41.518	21.860	1:32.665 (1)	94.53		14:55:27.523
4 -	29.522	41.715	21.783	1:33.020	94.17	0.355	14:57:00.543
5 -	29.395	42.108	21.896	1:33.399	93.78	0.734	14:58:33.942
6 -	29.466	41.711	21.780	1:32.957 (2)	94.23	0.292	15:00:06.899
7 -	29.309	41.815	21.892	1:33.016 (3)	94.17	0.351	15:01:39.915

P4 818		Alex BARKER		Yamaha R6 - Barker Woodrow LTD & Foundry Tyres LTD			
IDEAL LAP TIME : 1:32.806		BEST LAP TIME : 1:33.135		DIFFERENCE : 0.329			
LAP	SECTOR 1	SECTOR 2	SECTOR 3	LAP TIME	MPH	DIFF	TIME OF DAY
1 -		42.085	21.811	1:38.707	88.74	5.572	14:52:22.411
2 -	29.781	41.643	21.892	1:33.316	93.87	0.181	14:53:55.727
3 -	29.771	41.832	21.843	1:33.446	93.74	0.311	14:55:29.173
4 -	29.733	41.861	21.790	1:33.384	93.80	0.249	14:57:02.557
5 -	29.669	41.807	21.659	1:33.135 (1)	94.05		14:58:35.692
6 -	29.616	41.675	21.968	1:33.259 (3)	93.93	0.124	15:00:08.951
7 -	29.504	41.728	21.936	1:33.168 (2)	94.02	0.033	15:01:42.119

P5 47		Ed PEAD		Yamaha R6 -			
IDEAL LAP TIME : 1:33.815		BEST LAP TIME : 1:34.028		DIFFERENCE : 0.213			
LAP	SECTOR 1	SECTOR 2	SECTOR 3	LAP TIME	MPH	DIFF	TIME OF DAY
1 -		41.868	22.180	1:39.404	88.12	5.376	14:52:23.108
2 -	30.113	41.887	22.311	1:34.311	92.88	0.283	14:53:57.419
3 -	29.868	42.081	22.079	1:34.028 (1)	93.16		14:55:31.447
4 -	29.985	41.902	22.276	1:34.163 (3)	93.02	0.135	14:57:05.610
5 -	30.059	42.106	22.181	1:34.346	92.84	0.318	14:58:39.956
6 -	29.873	41.890	22.282	1:34.045 (2)	93.14	0.017	15:00:14.001
7 -	30.004	42.050	22.249	1:34.303	92.89	0.275	15:01:48.304

BMCRC - MRO Championships 2022 - Rnd 6 @ Brands Hatch GP

DART Motorsport MRO 600/GP2 inc Clubman 600

RACE 12 - SECTOR ANALYSIS



SECTOR 1 = FL to I1, SECTOR 2 = I1 to I2, SECTOR 3 = I2 to FL, DIFF = Difference To Personal Best Lap, P = Crossed Finish Line in Pit Lane, D = Time Disallowed

P6 188		Dawid KRAWIECKI		Yamaha R6 - Code Blue LTD & D A East Electrical			
IDEAL LAP TIME : 1:34.962		BEST LAP TIME : 1:35.077		DIFFERENCE : 0.115			
LAP	SECTOR 1	SECTOR 2	SECTOR 3	LAP TIME	MPH	DIFF	TIME OF DAY
1 -		42.766	22.332	1:41.119	86.62	6.042	14:52:24.823
2 -	30.244	42.386	22.447	1:35.077 (1)	92.13		14:53:59.900
3 -	30.607	42.635	22.508	1:35.750 (3)	91.48	0.673	14:55:35.650
4 -	30.615	42.839	22.532	1:35.986	91.26	0.909	14:57:11.636
5 -	30.804	42.890	22.557	1:36.251	91.01	1.174	14:58:47.887
6 -	30.473	42.718	22.671	1:35.862	91.37	0.785	15:00:23.749
7 -	30.432	42.568	22.585	1:35.585 (2)	91.64	0.508	15:01:59.334

P7 169		Gareth CUNNINGHAM		Yamaha R6 - Burnham cars ltd			
IDEAL LAP TIME : 1:35.104		BEST LAP TIME : 1:35.172		DIFFERENCE : 0.068			
LAP	SECTOR 1	SECTOR 2	SECTOR 3	LAP TIME	MPH	DIFF	TIME OF DAY
1 -		42.904	22.170	1:41.535	86.27	6.363	14:52:25.239
2 -	30.500	42.546	22.388	1:35.434 (2)	91.78	0.262	14:54:00.673
3 -	30.393	42.541	22.238	1:35.172 (1)	92.04		14:55:35.845
4 -	30.629	43.025	22.581	1:36.235	91.02	1.063	14:57:12.080
5 -	30.632	43.098	22.312	1:36.042	91.20	0.870	14:58:48.122
6 -	30.626	42.819	22.357	1:35.802 (3)	91.43	0.630	15:00:23.924
7 -	30.994	42.828	22.465	1:36.287	90.97	1.115	15:02:00.211

P8 30 C		Owen MELLOR		Kawaski ZX-6 - BDS Motorcycles			
IDEAL LAP TIME : 1:35.599		BEST LAP TIME : 1:35.857		DIFFERENCE : 0.258			
LAP	SECTOR 1	SECTOR 2	SECTOR 3	LAP TIME	MPH	DIFF	TIME OF DAY
1 -		42.876	22.541	1:41.090	86.65	5.233	14:52:24.794
2 -	30.573	42.823	22.553	1:35.949 (2)	91.29	0.092	14:54:00.743
3 -	30.692	42.610	22.555	1:35.857 (1)	91.38		14:55:36.600
4 -	30.685	42.777	22.595	1:36.057	91.19	0.200	14:57:12.657
5 -	30.740	42.914	22.534	1:36.188	91.07	0.331	14:58:48.845
6 -	30.455	42.830	22.694	1:35.979 (3)	91.26	0.122	15:00:24.824
7 -	30.713	42.994	22.666	1:36.373	90.89	0.516	15:02:01.197

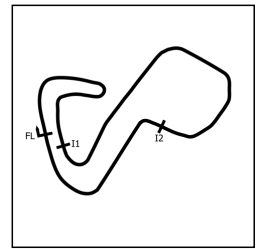
P9 5		John REYNOLDS		Yamaha R6 - Fins Motorcycles			
IDEAL LAP TIME : 1:35.840		BEST LAP TIME : 1:35.962		DIFFERENCE : 0.122			
LAP	SECTOR 1	SECTOR 2	SECTOR 3	LAP TIME	MPH	DIFF	TIME OF DAY
1 -		42.774	23.111	1:42.544	85.42	6.582	14:52:26.248
2 -	30.645	42.629	22.688	1:35.962 (1)	91.28		14:54:02.210
3 -	32.999	43.162	22.696	1:38.857	88.61	2.895	14:55:41.067
4 -	31.256	43.235	22.687	1:37.178	90.14	1.216	14:57:18.245
5 -	31.505	42.685	22.654	1:36.844 (3)	90.45	0.882	14:58:55.089
6 -	30.557	42.845	22.693	1:36.095 (2)	91.15	0.133	15:00:31.184
7 -	31.011	42.938	22.972	1:36.921	90.38	0.959	15:02:08.105

P10 511 C		Ross CLARKE		Kawasaki ZX600RR - Ross clarke Farriery			
IDEAL LAP TIME : 1:36.212		BEST LAP TIME : 1:36.396		DIFFERENCE : 0.184			
LAP	SECTOR 1	SECTOR 2	SECTOR 3	LAP TIME	MPH	DIFF	TIME OF DAY
1 -		43.982	22.984	1:44.711	83.65	8.315	14:52:28.415
2 -	30.905	42.772	22.719	1:36.396 (1)	90.87		14:54:04.811
3 -	31.053	42.791	22.718	1:36.562 (3)	90.71	0.166	14:55:41.373
4 -	31.308	43.071	22.663	1:37.042	90.26	0.646	14:57:18.415
5 -	31.064	42.799	22.901	1:36.764	90.52	0.368	14:58:55.179
6 -	30.851	43.176	22.589	1:36.616	90.66	0.220	15:00:31.795
7 -	30.935	42.828	22.636	1:36.399 (2)	90.87	0.003	15:02:08.194

BMCRC - MRO Championships 2022 - Rnd 6 @ Brands Hatch GP

DART Motorsport MRO 600/GP2 inc Clubman 600

RACE 12 - SECTOR ANALYSIS



SECTOR 1 = FL to I1, SECTOR 2 = I1 to I2, SECTOR 3 = I2 to FL, DIFF = Difference To Personal Best Lap, P = Crossed Finish Line in Pit Lane, D = Time Disallowed

P11 779 C Terry BRIAN		Yamaha R6 - Two Techs Renault Specialist					
IDEAL LAP TIME : 1:36.164		BEST LAP TIME : 1:36.164		DIFFERENCE : 0.000			
LAP	SECTOR 1	SECTOR 2	SECTOR 3	LAP TIME	MPH	DIFF	TIME OF DAY
1 -		43.401	22.718	1:42.917	85.11	6.753	14:52:26.621
2 -	30.949	43.140	22.871	1:36.960 (3)	90.34	0.796	14:54:03.581
3 -	30.776	43.368	22.934	1:37.078	90.23	0.914	14:55:40.659
4 -	31.151	43.371	23.009	1:37.531	89.81	1.367	14:57:18.190
5 -	31.346	43.790	22.551	1:37.687	89.67	1.523	14:58:55.877
6 -	30.725	43.028	22.411	1:36.164 (1)	91.09		15:00:32.041
7 -	30.878	43.062	22.541	1:36.481 (2)	90.79	0.317	15:02:08.522

P12 33 C Aaren CARPENTER		Kawasaki ZX6R - Slugcrow Racing					
IDEAL LAP TIME : 1:36.157		BEST LAP TIME : 1:36.295		DIFFERENCE : 0.138			
LAP	SECTOR 1	SECTOR 2	SECTOR 3	LAP TIME	MPH	DIFF	TIME OF DAY
1 -		43.856	22.449	1:43.664	84.50	7.369	14:52:27.368
2 -	30.744	43.097	22.663	1:36.504 (3)	90.77	0.209	14:54:03.872
3 -	30.838	43.419	22.850	1:37.107	90.20	0.812	14:55:40.979
4 -	31.148	43.285	22.736	1:37.169	90.15	0.874	14:57:18.148
5 -	31.334	43.632	22.966	1:37.932	89.44	1.637	14:58:56.080
6 -	30.789	43.085	22.421	1:36.295 (1)	90.96		15:00:32.375
7 -	30.941	43.123	22.328	1:36.392 (2)	90.87	0.097	15:02:08.767

P13 13 Doug EDMONDSON		Triumph DAYTONA - Stan Stephens Tuning					
IDEAL LAP TIME : 1:36.339		BEST LAP TIME : 1:36.358		DIFFERENCE : 0.019			
LAP	SECTOR 1	SECTOR 2	SECTOR 3	LAP TIME	MPH	DIFF	TIME OF DAY
1 -		43.553	22.567	1:43.414	84.70	7.056	14:52:27.118
2 -	30.766	43.423	22.989	1:37.178 (3)	90.14	0.820	14:54:04.296
3 -	31.745	43.228	22.650	1:37.623	89.73	1.265	14:55:41.919
4 -	31.222	43.281	22.761	1:37.264	90.06	0.906	14:57:19.183
5 -	31.176	43.413	22.604	1:37.193	90.12	0.835	14:58:56.376
6 -	30.785	43.024	22.549	1:36.358 (1)	90.90		15:00:32.734
7 -	30.893	43.291	22.599	1:36.783 (2)	90.51	0.425	15:02:09.517

P14 45 C Jake MARSH		Kawasaki ZX6R - Zipped Up Racing					
IDEAL LAP TIME : 1:36.589		BEST LAP TIME : 1:36.786		DIFFERENCE : 0.197			
LAP	SECTOR 1	SECTOR 2	SECTOR 3	LAP TIME	MPH	DIFF	TIME OF DAY
1 -		43.899	22.781	1:45.107	83.34	8.321	14:52:28.811
2 -	31.172	43.164	22.677	1:37.013 (2)	90.29	0.227	14:54:05.824
3 -	30.858	43.106	22.822	1:36.786 (1)	90.50		14:55:42.610
4 -	30.806	43.211	23.469	1:37.486	89.85	0.700	14:57:20.096
5 -	30.991	43.389	22.743	1:37.123 (3)	90.19	0.337	14:58:57.219
6 -	30.913	43.463	22.948	1:37.324	90.00	0.538	15:00:34.543
7 -	31.031	43.617	23.190	1:37.838	89.53	1.052	15:02:12.381

P15 168 C Aaron DALRYMPLE		Yamaha R6 - Team Blumpkin Racing					
IDEAL LAP TIME : 1:36.846		BEST LAP TIME : 1:37.131		DIFFERENCE : 0.285			
LAP	SECTOR 1	SECTOR 2	SECTOR 3	LAP TIME	MPH	DIFF	TIME OF DAY
1 -		44.537	22.663	1:45.664	82.90	8.533	14:52:29.368
2 -	31.085	43.392	22.654	1:37.131 (1)	90.18		14:54:06.499
3 -	30.800	43.848	23.652	1:38.300 (2)	89.11	1.169	14:55:44.799
4 -	31.330	44.327	23.389	1:39.046	88.44	1.915	14:57:23.845
5 -	31.367	44.035	23.117	1:38.519 (3)	88.91	1.388	14:59:02.364
6 -	31.708	44.406	23.306	1:39.420	88.10	2.289	15:00:41.784
7 -	32.085	44.577	23.171	1:39.833	87.74	2.702	15:02:21.617

BMCRC - MRO Championships 2022 - Rnd 6 @ Brands Hatch GP

DART Motorsport MRO 600/GP2 inc Clubman 600

RACE 12 - SECTOR ANALYSIS



SECTOR 1 = FL to I1, SECTOR 2 = I1 to I2, SECTOR 3 = I2 to FL, DIFF = Difference To Personal Best Lap, P = Crossed Finish Line in Pit Lane, D = Time Disallowed

P16 85 C		James ROBINSON		Yamaha R6 - claire palastanga ceramics			
IDEAL LAP TIME : 1:37.615		BEST LAP TIME : 1:37.812		DIFFERENCE : 0.197			
LAP	SECTOR 1	SECTOR 2	SECTOR 3	LAP TIME	MPH	DIFF	TIME OF DAY
1 -		44.898	23.114	1:47.443	81.52	9.631	14:52:31.147
2 -	32.064	44.374	23.519	1:39.957 (2)	87.63	2.145	14:54:11.104
3 -	32.169	44.810	23.409	1:40.388	87.25	2.576	14:55:51.492
4 -	32.172	44.479	23.549	1:40.200	87.42	2.388	14:57:31.692
5 -	31.047	43.454	23.311	1:37.812 (1)	89.55		14:59:09.504
6 -	32.032	44.818	23.457	1:40.307	87.33	2.495	15:00:49.811
7 -	31.780	44.741	23.569	1:40.090 (3)	87.51	2.278	15:02:29.901

P17 43 C		Daniel SALES		Yamaha R6 - Team Freddie, Ron & Frankie			
IDEAL LAP TIME : 1:38.231		BEST LAP TIME : 1:38.231		DIFFERENCE : 0.000			
LAP	SECTOR 1	SECTOR 2	SECTOR 3	LAP TIME	MPH	DIFF	TIME OF DAY
1 -		44.778	23.310	1:48.001	81.10	9.770	14:52:31.705
2 -	31.729	44.686	23.327	1:39.742 (3)	87.82	1.511	14:54:11.447
3 -	32.050	44.886	23.230	1:40.166	87.45	1.935	14:55:51.613
4 -	32.165	44.911	23.691	1:40.767	86.93	2.536	14:57:32.380
5 -	31.816	44.258	23.355	1:39.429 (2)	88.10	1.198	14:59:11.809
6 -	32.280	44.352	23.308	1:39.940	87.65	1.709	15:00:51.749
7 -	31.338	44.056	22.837	1:38.231 (1)	89.17		15:02:29.980

P18 73 C		Jamie THOMAS		Yamaha R6 - Team RubyRacing			
IDEAL LAP TIME : 1:38.921		BEST LAP TIME : 1:39.081		DIFFERENCE : 0.160			
LAP	SECTOR 1	SECTOR 2	SECTOR 3	LAP TIME	MPH	DIFF	TIME OF DAY
1 -		44.537	23.944	1:47.232	81.68	8.151	14:52:30.936
2 -	32.109	44.742	23.595	1:40.446	87.20	1.365	14:54:11.382
3 -	32.316	44.846	23.788	1:40.950	86.77	1.869	14:55:52.332
4 -	31.625	44.773	23.603	1:40.001 (3)	87.59	0.920	14:57:32.333
5 -	31.377	44.153	23.551	1:39.081 (1)	88.41		14:59:11.414
6 -	31.818	44.415	23.391	1:39.624 (2)	87.92	0.543	15:00:51.038
7 -	31.801	44.783	23.839	1:40.423	87.22	1.342	15:02:31.461

P19 120 C		James GOWER		Yamaha R6 - TeamRubyRacing			
IDEAL LAP TIME : 1:39.572		BEST LAP TIME : 1:39.912		DIFFERENCE : 0.340			
LAP	SECTOR 1	SECTOR 2	SECTOR 3	LAP TIME	MPH	DIFF	TIME OF DAY
1 -		44.770	23.457	1:47.256	81.67	7.344	14:52:30.960
2 -	31.804	44.615	23.493	1:39.912 (1)	87.67		14:54:10.872
3 -	32.112	44.925	23.504	1:40.541	87.12	0.629	14:55:51.413
4 -	31.960	44.740	23.556	1:40.256	87.37	0.344	14:57:31.669
5 -	32.247	44.340	23.428	1:40.015 (2)	87.58	0.103	14:59:11.684
6 -	32.140	44.629	23.711	1:40.480	87.17	0.568	15:00:52.164
7 -	32.013	44.405	23.810	1:40.228 (3)	87.39	0.316	15:02:32.392

P20 100		Craig HOWTON		Kawasaki ZX6R - ME			
IDEAL LAP TIME : 1:41.682		BEST LAP TIME : 1:41.937		DIFFERENCE : 0.255			
LAP	SECTOR 1	SECTOR 2	SECTOR 3	LAP TIME	MPH	DIFF	TIME OF DAY
1 -		45.576	23.799	1:49.243	80.18	7.306	14:52:32.947
2 -	32.778	45.415	24.098	1:42.291 (2)	85.63	0.354	14:54:15.238
3 -	32.995	45.889	23.988	1:42.872	85.15	0.935	14:55:58.110
4 -	33.010	45.613	23.892	1:42.515 (3)	85.44	0.578	14:57:40.625
5 -	33.134	45.962	23.759	1:42.855	85.16	0.918	14:59:23.480
6 -	33.203	45.733	23.897	1:42.833	85.18	0.896	15:01:06.313
7 -	32.609	45.670	23.658	1:41.937 (1)	85.93		15:02:48.250

BMCRC - MRO Championships 2022 - Rnd 6 @ Brands Hatch GP

DART Motorsport MRO 600/GP2 inc Clubman 600

RACE 12 - SECTOR ANALYSIS



SECTOR 1 = FL to I1, SECTOR 2 = I1 to I2, SECTOR 3 = I2 to FL, DIFF = Difference To Personal Best Lap, P = Crossed Finish Line in Pit Lane, D = Time Disallowed

P21 62 C		Oliver NUNN		Yamaha R6 - Intertechnic UK & STVL			
IDEAL LAP TIME : 1:41.251		BEST LAP TIME : 1:41.432		DIFFERENCE : 0.181			
LAP	SECTOR 1	SECTOR 2	SECTOR 3	LAP TIME	MPH	DIFF	TIME OF DAY
1 -		47.890	24.076	1:53.303	77.31	11.871	14:52:37.007
2 -	32.873	45.510	23.809	1:42.192	85.71	0.760	14:54:19.199
3 -	32.844	45.389	23.689	1:41.922	85.94	0.490	14:56:01.121
4 -	32.798	46.179	23.731	1:42.708	85.28	1.276	14:57:43.829
5 -	32.606	45.324	23.671	1:41.601 (3)	86.21	0.169	14:59:25.430
6 -	32.561	45.357	23.606	1:41.524 (2)	86.28	0.092	15:01:06.954
7 -	32.486	45.505	23.441	1:41.432 (1)	86.36		15:02:48.386

P22 79 C		Thomas GARNER		Yamaha R6 -			
IDEAL LAP TIME : 1:40.945		BEST LAP TIME : 1:40.972		DIFFERENCE : 0.027			
LAP	SECTOR 1	SECTOR 2	SECTOR 3	LAP TIME	MPH	DIFF	TIME OF DAY
1 -		46.473	23.809	1:50.896	78.99	9.924	14:52:34.600
2 -	32.513	46.000	23.724	1:42.237 (3)	85.68	1.265	14:54:16.837
3 -	33.020	46.046	23.885	1:42.951	85.08	1.979	14:55:59.788
4 -	33.435	45.879	23.937	1:43.251	84.84	2.279	14:57:43.039
5 -	32.827	45.684	24.175	1:42.686	85.30	1.714	14:59:25.725
6 -	33.098	45.561	23.241	1:41.900 (2)	85.96	0.928	15:01:07.625
7 -	32.344	45.360	23.268	1:40.972 (1)	86.75		15:02:48.597

P23 24 C		Mark STRUTT		Yamaha R6 - Myself			
IDEAL LAP TIME : 1:41.925		BEST LAP TIME : 1:42.097		DIFFERENCE : 0.172			
LAP	SECTOR 1	SECTOR 2	SECTOR 3	LAP TIME	MPH	DIFF	TIME OF DAY
1 -		47.782	24.045	1:52.560	77.82	10.463	14:52:36.264
2 -	32.417	45.820	23.860	1:42.097 (1)	85.79		14:54:18.361
3 -	32.245	46.138	24.043	1:42.426 (2)	85.52	0.329	14:56:00.787
4 -	32.615	46.780	24.331	1:43.726 (3)	84.45	1.629	14:57:44.513
5 -	33.246	46.677	24.159	1:44.082	84.16	1.985	14:59:28.595
6 -	33.264	46.373	24.565	1:44.202	84.06	2.105	15:01:12.797
7 -	33.321	47.558	24.613	1:45.492	83.03	3.395	15:02:58.289

P24 117 C		Benjamin STONARD		Yamaha R6 - BJ Signs & Decals LTD			
IDEAL LAP TIME : 1:44.863		BEST LAP TIME : 1:45.325		DIFFERENCE : 0.462			
LAP	SECTOR 1	SECTOR 2	SECTOR 3	LAP TIME	MPH	DIFF	TIME OF DAY
1 -		47.913	24.324	1:53.358	77.27	8.033	14:52:37.062
2 -	33.721	47.226	24.378	1:45.325 (1)	83.16		14:54:22.387
3 -	33.313	48.257	24.739	1:46.309 (2)	82.39	0.984	14:56:08.696
4 -	34.091	48.576	25.056	1:47.723 (3)	81.31	2.398	14:57:56.419
5 -	34.295	49.071	25.425	1:48.791	80.51	3.466	14:59:45.210
6 -	34.693	49.337	25.134	1:49.164	80.24	3.839	15:01:34.374

P25 661 GP2		Cameron HARRIS		Triumph 675R - Harris / Tony Scott Motorsport			
IDEAL LAP TIME : 1:34.994		BEST LAP TIME : 1:35.070		DIFFERENCE : 0.076			
LAP	SECTOR 1	SECTOR 2	SECTOR 3	LAP TIME	MPH	DIFF	TIME OF DAY
1 -		42.834	22.267	1:41.430	86.36	6.360	14:52:25.134
2 -	30.402	42.325	22.343	1:35.070 (1)	92.14		14:54:00.204
3 -	30.611	42.563	22.368	1:35.542 (2)	91.68	0.472	14:55:35.746
4 -	30.777	42.943	22.484	1:36.204	91.05	1.134	14:57:11.950
5 -	30.522	43.091	22.302	1:35.915 (3)	91.32	0.845	14:58:47.865
6 -	30.664	42.708	22.585	1:35.957	91.28	0.887	15:00:23.822

BMCRC - MRO Championships 2022 - Rnd 6 @ Brands Hatch GP

DART Motorsport MRO 600/GP2 inc Clubman 600

RACE 12 - SECTOR ANALYSIS



SECTOR 1 = FL to I1, SECTOR 2 = I1 to I2, SECTOR 3 = I2 to FL, DIFF = Difference To Personal Best Lap, P = Crossed Finish Line in Pit Lane, D = Time Disallowed

P26 87		Keith POVAH		Yamaha R6 - Huge thank you to Bobbi & Jon Saunders xx			
IDEAL LAP TIME : 1:36.285		BEST LAP TIME : 1:36.512		DIFFERENCE : 0.227			
LAP	SECTOR 1	SECTOR 2	SECTOR 3	LAP TIME	MPH	DIFF	TIME OF DAY
1 -		43.545	22.988	1:44.811	83.57	8.299	14:52:28.515
2 -	31.183	42.996	22.692	1:36.871 (3)	90.42	0.359	14:54:05.386
3 -	30.915	43.140	22.457	1:36.512 (1)	90.76		14:55:41.898
4 -	30.832	43.205	22.552	1:36.589 (2)	90.69	0.077	14:57:18.487
5 -	31.885	43.560	22.706	1:38.151	89.24	1.639	14:58:56.638

P27 22 C		Toby TRUNDLE		Yamaha YZF-R6 - Harris Motorcycles - Harlow			
IDEAL LAP TIME : 1:59.595		BEST LAP TIME :		DIFFERENCE :			
LAP	SECTOR 1	SECTOR 2	SECTOR 3	LAP TIME	MPH	DIFF	TIME OF DAY
1 -		48.269	23.684	1:51.311	78.69		14:52:35.015

BMCRC - MRO Championships 2022 - Rnd 6 @ Brands Hatch GP

DART Motorsport MRO 600/GP2 inc Clubman 600

RACE 12 - BEST SECTORS

SECTOR 1			SECTOR 2			SECTOR 3			IDEAL / BEST COMPARISON						
POS	NO	NAME	TIME	NO	NAME	TIME	NO	NAME	TIME	POS	NO	NAME	IDEAL	BEST	DIFF
													PERFECT LAP	1:31.651	
1	82	BULL	28.994	82	BULL	41.120	82	BULL	21.537	1	82	BULL	1:31.651	1:31.816	0.165
2	26	WHITE	29.246	26	WHITE	41.492	818	BARKER	21.659	2	26	WHITE	1:32.403	1:32.542	0.139
3	961	SIM	29.287	961	SIM	41.518	26	WHITE	21.665	3	961	SIM	1:32.585	1:32.665	0.080
4	818	BARKER	29.504	818	BARKER	41.643	961	SIM	21.780	4	818	BARKER	1:32.806	1:33.135	0.329
5	47	PEAD	29.868	47	PEAD	41.868	47	PEAD	22.079	5	47	PEAD	1:33.815	1:34.028	0.213
6	188	KRAWIECKI	30.244	661	HARRIS	42.325	169	CUNNINGHAM	22.170	6	188	KRAWIECKI	1:34.962	1:35.077	0.115
7	169	CUNNINGHAM	30.393	188	KRAWIECKI	42.386	661	HARRIS	22.267	7	661	HARRIS	1:34.994	1:35.070	0.076
8	661	HARRIS	30.402	169	CUNNINGHAM	42.541	33	CARPENTER	22.328	8	169	CUNNINGHAM	1:35.104	1:35.172	0.068
9	30	MELLOR	30.455	30	MELLOR	42.610	188	KRAWIECKI	22.332	9	30	MELLOR	1:35.599	1:35.857	0.258
10	5	REYNOLDS	30.557	5	REYNOLDS	42.629	779	BRIAN	22.411	10	5	REYNOLDS	1:35.840	1:35.962	0.122
11	779	BRIAN	30.725	511	CLARKE	42.772	87	POVAH	22.457	11	33	CARPENTER	1:36.157	1:36.295	0.138
12	33	CARPENTER	30.744	87	POVAH	42.996	30	MELLOR	22.534	12	779	BRIAN	1:36.164	1:36.164	0.000
13	13	EDMONDSON	30.766	13	EDMONDSON	43.024	13	EDMONDSON	22.549	13	511	CLARKE	1:36.212	1:36.396	0.184
14	168	DALRYMPLE	30.800	779	BRIAN	43.028	511	CLARKE	22.589	14	87	POVAH	1:36.285	1:36.512	0.227
15	45	MARSH	30.806	33	CARPENTER	43.085	5	REYNOLDS	22.654	15	13	EDMONDSON	1:36.339	1:36.358	0.019
16	87	POVAH	30.832	45	MARSH	43.106	168	DALRYMPLE	22.654	16	45	MARSH	1:36.589	1:36.786	0.197
17	511	CLARKE	30.851	168	DALRYMPLE	43.392	45	MARSH	22.677	17	168	DALRYMPLE	1:36.846	1:37.131	0.285
18	85	ROBINSON	31.047	85	ROBINSON	43.454	43	SALES	22.837	18	85	ROBINSON	1:37.615	1:37.812	0.197
19	43	SALES	31.338	43	SALES	44.056	85	ROBINSON	23.114	19	43	SALES	1:38.231	1:38.231	0.000
20	73	THOMAS	31.377	73	THOMAS	44.153	79	GARNER	23.241	20	73	THOMAS	1:38.921	1:39.081	0.160
21	120	GOWER	31.804	120	GOWER	44.340	73	THOMAS	23.391	21	120	GOWER	1:39.572	1:39.912	0.340
22	24	STRUTT	32.245	62	NUNN	45.324	120	GOWER	23.428	22	79	GARNER	1:40.945	1:40.972	0.027
23	79	GARNER	32.344	79	GARNER	45.360	62	NUNN	23.441	23	62	NUNN	1:41.251	1:41.432	0.181
24	62	NUNN	32.486	100	HOWTON	45.415	100	HOWTON	23.658	24	100	HOWTON	1:41.682	1:41.937	0.255
25	100	HOWTON	32.609	24	STRUTT	45.820	22	TRUNDLE	23.684	25	24	STRUTT	1:41.925	1:42.097	0.172
26	117	STONARD	33.313	117	STONARD	47.226	24	STRUTT	23.860	26	117	STONARD	1:44.863	1:45.325	0.462
27	22	TRUNDLE	47.642	22	TRUNDLE	48.269	117	STONARD	24.324	27	22	TRUNDLE	1:59.595		
28															

BMCRC - MRO Championships 2022 - Rnd 6 @ Brands Hatch GP

DART Motorsport MRO 600/GP2 inc Clubman 600

RACE 12 - STATISTICS

Competitors Started 27
Planned Start 2022-07-17 @ 14:40:00.000
Actual Start 2022-07-17 @ 14:50:43.703
Finish Time 2022-07-17 @ 15:01:33.657
Track Length 2.4332mi.
Total Laps 179
Total Distance Covered 435.5588mi.

Session Fastest Lap History

NO	CL	NAME	LAP TIME	TIME OF DAY	LAP	VEHICLE
82		James BULL	1:32.391	14:53:53.410	2	Kawasaki ZX6R 636
82		James BULL	1:32.010	14:55:25.420	3	Kawasaki ZX6R 636
82		James BULL	1:31.816	15:00:01.739	6	Kawasaki ZX6R 636

Session Leader History

NO	CL	NAME	FROM LAP	LAPS LED	DISTANCE	VEHICLE
82		James BULL	1	7	17.03 miles	Kawasaki ZX6R 636

Flag History

TYPE	TIME OF DAY
GREEN	14:50:43.703
FINISH	15:01:33.657

Flag Statistics

TYPE	COUNT	TOTAL LAPS	TOTAL TIME
Green	1	7	12:22.480
Red	0	0	0.000
Safety Car	0	0	0.000
FCY	0	0	0.000

BMCRC - MRO Championships 2022 - Rnd 6 @ Brands Hatch GP

DART Motorsport MRO 600/GP2 inc Clubman 600

RACE 12 - STATISTICS

CLASS :

11 Starters

Fastest Lap History

NO	NAME	LAP TIME	TIME OF DAY	LAP	VEHICLE
82	James BULL	1:32.391	14:53:53.410	2	Kawasaki ZX6R 636
82	James BULL	1:32.010	14:55:25.420	3	Kawasaki ZX6R 636
82	James BULL	1:31.816	15:00:01.739	6	Kawasaki ZX6R 636

Leader History

NO	NAME	FROM LAP	LAPS LED	DISTANCE	VEHICLE
82	James BULL	1	7	17.03 miles	Kawasaki ZX6R 636

BMCRC - MRO Championships 2022 - Rnd 6 @ Brands Hatch GP

DART Motorsport MRO 600/GP2 inc Clubman 600

RACE 12 - STATISTICS

CLASS : C

15 Starters

Fastest Lap History

NO	NAME	LAP TIME	TIME OF DAY	LAP	VEHICLE
30	Owen MELLOR	1:35.949	14:54:00.743	2	Kawaski ZX-6
30	Owen MELLOR	1:35.857	14:55:36.631	3	Kawaski ZX-6

Leader History

NO	NAME	FROM LAP	LAPS LED	DISTANCE	VEHICLE
30	Owen MELLOR	1	7	17.03 miles	Kawaski ZX-6

BMCRC - MRO Championships 2022 - Rnd 6 @ Brands Hatch GP

DART Motorsport MRO 600/GP2 inc Clubman 600

RACE 12 - STATISTICS

CLASS : GP2

1 Starters

Fastest Lap History

NO	NAME	LAP TIME	TIME OF DAY	LAP	VEHICLE
661	Cameron HARRIS	1:35.070	14:54:00.212	2	Triumph 675R

Leader History

NO	NAME	FROM LAP	LAPS LED	DISTANCE	VEHICLE
661	Cameron HARRIS	1	6	14.59 miles	Triumph 675R

**Properly
Protected**

.GO.UK



MRO MINITWINS & ROOKIE MINITWINS

Supported by Properly Protected



BMCRC-MRO Championships - Round 6

Brands Hatch GP

16th / 17th July 2022



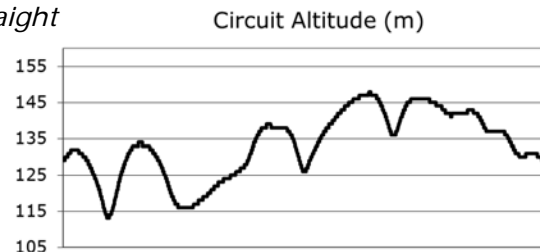
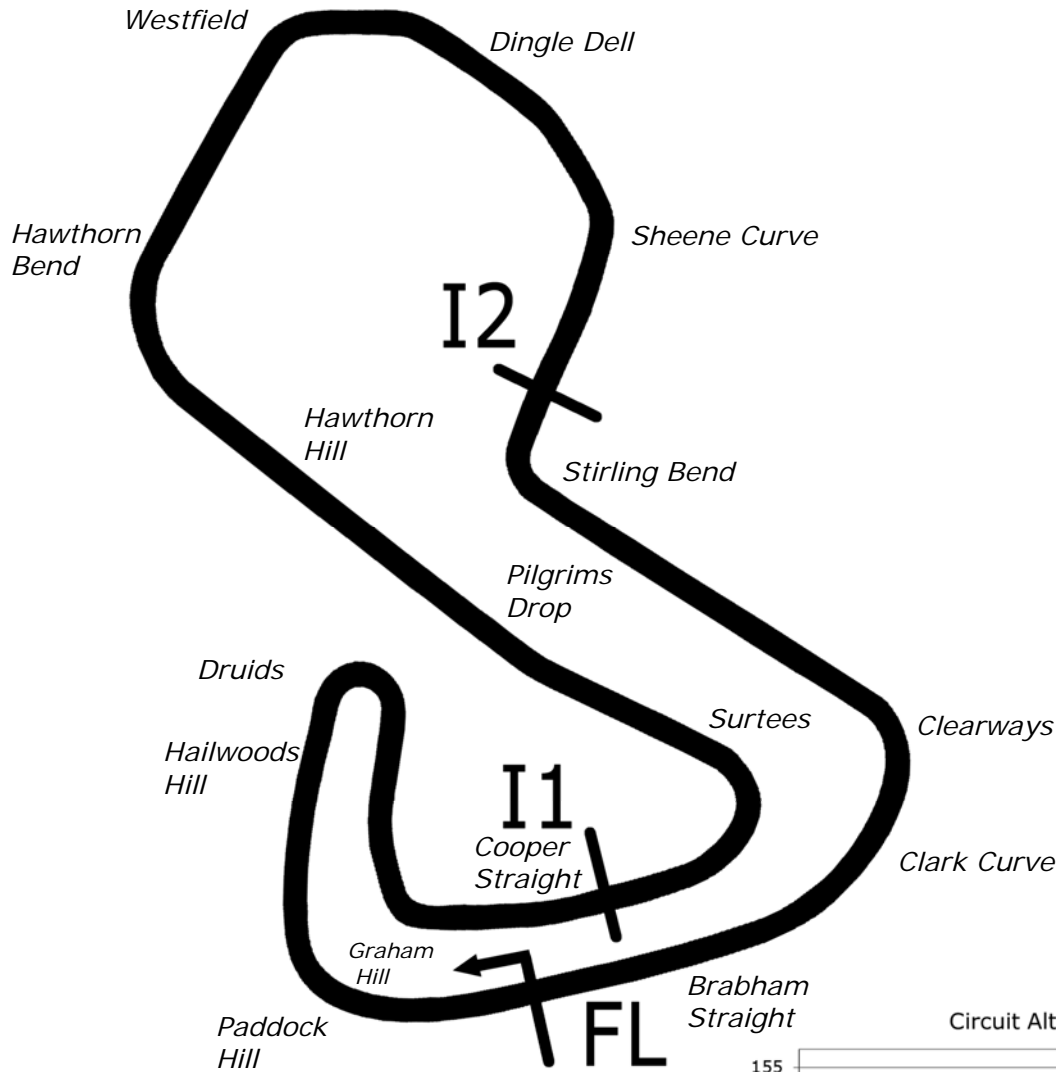
SPORTS TIMING

TIMING SOLUTIONS LTD

Timing & Results Provided by Timing Solutions Ltd

www.tsl-timing.com

Brands Hatch GP



Length	2.4332 miles	3916.0 m	
FL		51.36032 N	0.26032 E
I1	1116m	51.35934 N	0.25955 E
I2	2928m	51.35532 N	0.26250 E
Pit Entry	3646m	51.35911 N	0.25743 E
Pit Exit	26m after FL	51.36027 N	0.26078 E
Pit Entry-Pit Exit 277m, 19.9s @50kph, 16.6s @60kph			

All results available at www.tsl-timing.com

BMCRC - MRO Championships 2022 - Rnd 6 @ Brands Hatch GP



MRO Minitwins & Rookie Minitwins

QUALIFYING - CLASSIFICATION

POS	NO	CL	PIC NAME	ENTRY	TIME	ON	LAPS	GAP	DIFF	MPH
1	184		1 David TWYFORD	Suzuki SV650 - MHP, IMP Racing	1:39.581	2	3			87.96
2	26		2 Glynn DAVIES	Suzuki SV650 -	1:40.276	3	3	0.695	0.695	87.35
3	19		3 Kevin LILLEY	Suzuki SV650 - Trafalgar Cleaning Eqpt. / Steve Jordar	1:41.985	2	3	2.404	1.709	85.89
4	79		4 James O'MARA	Suzuki SV650 - BRP Machining Ltd	1:42.403	3	3	2.822	0.418	85.54
5	6		5 Martin COOPER	Suzuki SV 650 -	1:42.498	3	3	2.917	0.095	85.46
6	35		6 Tyler WALSH	Suzuki SV650 - KDR Powerlines	1:42.549	2	3	2.968	0.051	85.42
7	166		7 Nik BAKER	Suzuki SV650 - K66, DMR customs	1:43.321	3	3	3.740	0.772	84.78
8	97		8 Alex MANN	Suzuki SV650 - Michael Jones Jewellers,Esprit Group,1	1:43.898	3	3	4.317	0.577	84.31
9	63		9 Stephen PERFITT	Suzuki SV650 - PKP Services Ltd	1:43.978	3	3	4.397	0.080	84.24
10	81		10 Malvern MAY	Suzuki SV650 - IMP racing	1:44.360	3	3	4.779	0.382	83.93
11	627	RMT	1 Aaron MONK	Suzuki SV650 - flyaspitfire.co.uk	1:44.363	2	3	4.782	0.003	83.93
12	99		11 Lee ELLIS	Suzuki SV650 - ATP Motorsport	1:46.115	3	3	6.534	1.752	82.55
13	71		12 Colin CLUNE	Suzuki SV650 -	1:46.217	3	3	6.636	0.102	82.47
14	199	RMT	2 Roger PARKES	Suzuki SV650 - Simply Owners Ltd	1:47.025	3	3	7.444	0.808	81.84
15	258		13 Ande FRIEND	Suzuki SV650 - Flying colours Motorcycle Training	1:47.463	3	3	7.882	0.438	81.51
16	18		14 Stephen LANE	Suzuki SV650 -	1:48.527	3	3	8.946	1.064	80.71
17	744	RMT	3 Gary ANDERSON	Suzuki SV650 - A&M MOT Services. Guildford	1:48.584	3	3	9.003	0.057	80.67
18	116		15 Gareth FAITH	Suzuki SV650 - Sitramoto/Arktis	1:49.436	2	3	9.855	0.852	80.04
19	561		16 David LESLIE	Suzuki SV650 -	1:51.086	3	3	11.505	1.650	78.85
20	47		17 Tristan BOHANAN	Suzuki SV650 - Myself	1:51.366	2	3	11.785	0.280	78.65
21	52	RMT	4 Stephen BAYLEY	Suzuki SV650 - Mander Organ Builders	1:51.728	2	3	12.147	0.362	78.40
22	45	RMT	5 Terence QUINCE	Suzuki SV650 - K&Q	1:51.764	3	3	12.183	0.036	78.37
23	16		18 James BUCHANAN	Ducati MONSTER - Bluemotion racing	1:51.779	1	1	12.198	0.015	78.36
24	70		19 Colin HALL	Suzuki SV650 -	1:52.327	3	3	12.746	0.548	77.98
25	51		20 Andrew DURANT	Suzuki SV650 -	1:55.803	3	3	16.222	3.476	75.64
26	138		21 Craig JARMIN	Suzuki SV650 - SK PreP			0			

Weather / Track : Sunny / Dry

These results are provisional until the conclusion of any judicial and technical matters.

Brands Hatch GP: 2.4332 miles

Date: 16/07/2022 Start: 10:11 Finish: 00:00

Clerk Of Course :

Stewards :

Timekeeper :

Craig Smith

Results can be found at www.tsl-timing.com

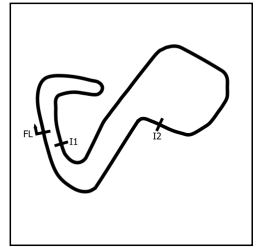
Printed - 10:25 Saturday, 16 July 2022



BMCRC - MRO Championships 2022 - Rnd 6 @ Brands Hatch GP

MRO Minitwins & Rookie Minitwins

QUALIFYING - SECTOR ANALYSIS



SECTOR 1 = FL to I1, SECTOR 2 = I1 to I2, SECTOR 3 = I2 to FL, DIFF = Difference To Personal Best Lap, P = Crossed Finish Line in Pit Lane, D = Time Disallowed

P1 184		David TWYFORD		Suzuki SV650 - MHP, IMP Racing			
IDEAL LAP TIME : 1:38.795		BEST LAP TIME : 1:39.581		DIFFERENCE : 0.786			
LAP	SECTOR 1	SECTOR 2	SECTOR 3	LAP TIME	MPH	DIFF	TIME OF DAY
1 -	31.725	45.477	24.136	1:41.338 (2)	86.44	1.757	10:14:40.167
2 -	31.314	44.637	23.630	1:39.581 (1)	87.96		10:16:19.748
3 -	30.795	44.370	IN PIT	2:38.711 P	55.19	59.130	10:18:58.459

P2 26		Glynn DAVIES		Suzuki SV650 -			
IDEAL LAP TIME : 1:39.888		BEST LAP TIME : 1:40.276		DIFFERENCE : 0.388			
LAP	SECTOR 1	SECTOR 2	SECTOR 3	LAP TIME	MPH	DIFF	TIME OF DAY
1 -	32.224	45.145	24.042	1:41.411 (3)	86.37	1.135	10:14:36.000
2 -	31.453	46.036	23.737	1:41.226 (2)	86.53	0.950	10:16:17.226
3 -	31.406	44.822	24.048	1:40.276 (1)	87.35		10:17:57.502

P3 19		Kevin LILLEY		Suzuki SV650 - Trafalgar Cleaning Eqpt. / Steve Jordan Motorcy			
IDEAL LAP TIME : 1:41.985		BEST LAP TIME : 1:41.985		DIFFERENCE : 0.000			
LAP	SECTOR 1	SECTOR 2	SECTOR 3	LAP TIME	MPH	DIFF	TIME OF DAY
1 -	32.766	47.219	24.612	1:44.597 (3)	83.74	2.612	10:14:48.461
2 -	31.917	45.690	24.378	1:41.985 (1)	85.89		10:16:30.446
3 -	32.121	45.961	25.409	1:43.491 (2)	84.64	1.506	10:18:13.937

P4 79		James O'MARA		Suzuki SV650 - BRP Machining Ltd			
IDEAL LAP TIME : 1:42.298		BEST LAP TIME : 1:42.403		DIFFERENCE : 0.105			
LAP	SECTOR 1	SECTOR 2	SECTOR 3	LAP TIME	MPH	DIFF	TIME OF DAY
1 -	32.965	46.707	25.160	1:44.832 (3)	83.56	2.429	10:14:57.005
2 -	32.685	46.101	24.704	1:43.490 (2)	84.64	1.087	10:16:40.495
3 -	32.077	45.517	24.809	1:42.403 (1)	85.54		10:18:22.898

P5 6		Martin COOPER		Suzuki SV 650 -			
IDEAL LAP TIME : 1:42.085		BEST LAP TIME : 1:42.498		DIFFERENCE : 0.413			
LAP	SECTOR 1	SECTOR 2	SECTOR 3	LAP TIME	MPH	DIFF	TIME OF DAY
1 -	32.479	45.616	24.602	1:42.697 (3)	85.29	0.199	10:15:41.949
2 -	32.301	45.904	24.423	1:42.628 (2)	85.35	0.130	10:17:24.577
3 -	32.046	45.767	24.685	1:42.498 (1)	85.46		10:19:07.075

P6 35		Tyler WALSH		Suzuki SV650 - KDR Powerlines			
IDEAL LAP TIME : 1:42.549		BEST LAP TIME : 1:42.549		DIFFERENCE : 0.000			
LAP	SECTOR 1	SECTOR 2	SECTOR 3	LAP TIME	MPH	DIFF	TIME OF DAY
1 -	33.798	47.095	24.630	1:45.523 (3)	83.01	2.974	10:15:03.793
2 -	32.074	45.927	24.548	1:42.549 (1)	85.42		10:16:46.342
3 -	32.591	46.199	24.581	1:43.371 (2)	84.74	0.822	10:18:29.713

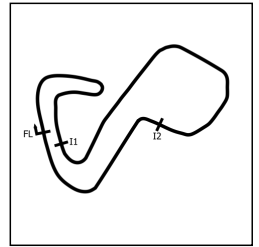
P7 166		Nik BAKER		Suzuki SV650 - K66, DMR customs			
IDEAL LAP TIME : 1:43.096		BEST LAP TIME : 1:43.321		DIFFERENCE : 0.225			
LAP	SECTOR 1	SECTOR 2	SECTOR 3	LAP TIME	MPH	DIFF	TIME OF DAY
1 -	33.571	48.460	25.310	1:47.341 (3)	81.60	4.020	10:15:02.390
2 -	32.453	46.614	24.805	1:43.872 (2)	84.33	0.551	10:16:46.262
3 -	32.270	46.248	24.803	1:43.321 (1)	84.78		10:18:29.583

P8 97		Alex MANN		Suzuki SV650 - Michael Jones Jewellers, Esprit Group, TT50 cars			
IDEAL LAP TIME : 1:43.379		BEST LAP TIME : 1:43.898		DIFFERENCE : 0.519			
LAP	SECTOR 1	SECTOR 2	SECTOR 3	LAP TIME	MPH	DIFF	TIME OF DAY
1 -	33.048	47.440	25.725	1:46.213 (3)	82.47	2.315	10:14:52.304
2 -	33.104	46.658	25.077	1:44.839 (2)	83.55	0.941	10:16:37.143
3 -	32.785	46.258	24.855	1:43.898 (1)	84.31		10:18:21.041

BMCRC - MRO Championships 2022 - Rnd 6 @ Brands Hatch GP

MRO Minitwins & Rookie Minitwins

QUALIFYING - SECTOR ANALYSIS



SECTOR 1 = FL to I1, SECTOR 2 = I1 to I2, SECTOR 3 = I2 to FL, DIFF = Difference To Personal Best Lap, P = Crossed Finish Line in Pit Lane, D = Time Disallowed

P9 63		Stephen PERFITT		Suzuki SV650 - PKP Services Ltd			
IDEAL LAP TIME : 1:43.360		BEST LAP TIME : 1:43.978		DIFFERENCE : 0.618			
LAP	SECTOR 1	SECTOR 2	SECTOR 3	LAP TIME	MPH	DIFF	TIME OF DAY
1 -	34.159	48.506	25.462	1:48.127 (3)	81.01	4.149	10:15:11.411
2 -	33.808	46.925	24.638	1:45.371 (2)	83.13	1.393	10:16:56.782
3 -	32.298	46.951	24.729	1:43.978 (1)	84.24		10:18:40.760

P10 81		Malvern MAY		Suzuki SV650 - IMP racing			
IDEAL LAP TIME : 1:44.360		BEST LAP TIME : 1:44.360		DIFFERENCE : 0.000			
LAP	SECTOR 1	SECTOR 2	SECTOR 3	LAP TIME	MPH	DIFF	TIME OF DAY
1 -	34.950	51.346	25.550	1:51.846 (3)	78.32	7.486	10:15:10.678
2 -	34.230	47.855	25.562	1:47.647 (2)	81.37	3.287	10:16:58.325
3 -	32.625	46.866	24.869	1:44.360 (1)	83.93		10:18:42.685

P11 627 RMT		Aaron MONK		Suzuki SV650 - flyaspitfire.co.uk			
IDEAL LAP TIME : 1:44.363		BEST LAP TIME : 1:44.363		DIFFERENCE : 0.000			
LAP	SECTOR 1	SECTOR 2	SECTOR 3	LAP TIME	MPH	DIFF	TIME OF DAY
1 -	34.075	48.413	25.109	1:47.597 (3)	81.41	3.234	10:14:48.955
2 -	32.786	46.604	24.973	1:44.363 (1)	83.93		10:16:33.318
3 -	32.847	47.580	25.225	1:45.652 (2)	82.91	1.289	10:18:18.970

P12 99		Lee ELLIS		Suzuki SV650 - ATP Motorsport			
IDEAL LAP TIME : 1:45.658		BEST LAP TIME : 1:46.115		DIFFERENCE : 0.457			
LAP	SECTOR 1	SECTOR 2	SECTOR 3	LAP TIME	MPH	DIFF	TIME OF DAY
1 -	33.627	48.803	25.249	1:47.679 (3)	81.35	1.564	10:14:49.972
2 -	33.441	47.650	25.265	1:46.356 (2)	82.36	0.241	10:16:36.328
3 -	33.538	47.544	25.033	1:46.115 (1)	82.55		10:18:22.443

P13 71		Colin CLUNE		Suzuki SV650 -			
IDEAL LAP TIME : 1:45.917		BEST LAP TIME : 1:46.217		DIFFERENCE : 0.300			
LAP	SECTOR 1	SECTOR 2	SECTOR 3	LAP TIME	MPH	DIFF	TIME OF DAY
1 -	33.634	47.798	25.213	1:46.645 (3)	82.14	0.428	10:14:50.421
2 -	33.799	47.540	25.144	1:46.483 (2)	82.26	0.266	10:16:36.904
3 -	33.409	47.364	25.444	1:46.217 (1)	82.47		10:18:23.121

P14 199 RMT		Roger PARKES		Suzuki SV650 - Simply Owners Ltd			
IDEAL LAP TIME : 1:46.641		BEST LAP TIME : 1:47.025		DIFFERENCE : 0.384			
LAP	SECTOR 1	SECTOR 2	SECTOR 3	LAP TIME	MPH	DIFF	TIME OF DAY
1 -	34.763	50.188	25.126	1:50.077 (3)	79.57	3.052	10:15:09.338
2 -	35.616	48.154	25.115	1:48.885 (2)	80.45	1.860	10:16:58.223
3 -	33.718	48.262	25.045	1:47.025 (1)	81.84		10:18:45.248

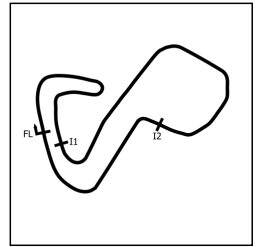
P15 258		Ande FRIEND		Suzuki SV650 - Flying colours Motorcycle Training			
IDEAL LAP TIME : 1:47.199		BEST LAP TIME : 1:47.463		DIFFERENCE : 0.264			
LAP	SECTOR 1	SECTOR 2	SECTOR 3	LAP TIME	MPH	DIFF	TIME OF DAY
1 -	34.820	51.329	26.219	1:52.368 (3)	77.95	4.905	10:15:11.885
2 -	34.049	48.622	25.661	1:48.332 (2)	80.86	0.869	10:17:00.217
3 -	34.172	48.071	25.220	1:47.463 (1)	81.51		10:18:47.680

P16 18		Stephen LANE		Suzuki SV650 -			
IDEAL LAP TIME : 1:48.527		BEST LAP TIME : 1:48.527		DIFFERENCE : 0.000			
LAP	SECTOR 1	SECTOR 2	SECTOR 3	LAP TIME	MPH	DIFF	TIME OF DAY
1 -	38.467	51.490	25.887	1:55.844 (3)	75.61	7.317	10:15:11.325
2 -	35.113	49.641	25.713	1:50.467 (2)	79.29	1.940	10:17:01.792
3 -	34.422	48.405	25.700	1:48.527 (1)	80.71		10:18:50.319

BMCRC - MRO Championships 2022 - Rnd 6 @ Brands Hatch GP

MRO Minitwins & Rookie Minitwins

QUALIFYING - SECTOR ANALYSIS



SECTOR 1 = FL to I1, SECTOR 2 = I1 to I2, SECTOR 3 = I2 to FL, DIFF = Difference To Personal Best Lap, P = Crossed Finish Line in Pit Lane, D = Time Disallowed

P17 744 RMT Gary ANDERSON		Suzuki SV650 - A&M MOT Services. Guildford					
IDEAL LAP TIME : 1:47.704		BEST LAP TIME : 1:48.584		DIFFERENCE : 0.880			
LAP	SECTOR 1	SECTOR 2	SECTOR 3	LAP TIME	MPH	DIFF	TIME OF DAY
1 -	38.239	51.070	25.803	1:55.112 (3)	76.09	6.528	10:15:10.476
2 -	35.251	48.543	25.619	1:49.413 (2)	80.06	0.829	10:16:59.889
3 -	34.157	49.086	25.341	1:48.584 (1)	80.67		10:18:48.473

P18 116 Gareth FAITH		Suzuki SV650 - Sitramoto/Arktis					
IDEAL LAP TIME : 1:48.937		BEST LAP TIME : 1:49.436		DIFFERENCE : 0.499			
LAP	SECTOR 1	SECTOR 2	SECTOR 3	LAP TIME	MPH	DIFF	TIME OF DAY
1 -	35.712	50.665	27.004	1:53.381 (3)	77.26	3.945	10:15:00.371
2 -	35.028	48.464	25.944	1:49.436 (1)	80.04		10:16:49.807
3 -	34.529	48.721	26.224	1:49.474 (2)	80.01	0.038	10:18:39.281

P19 561 David LESLIE		Suzuki SV650 -					
IDEAL LAP TIME : 1:50.298		BEST LAP TIME : 1:51.086		DIFFERENCE : 0.788			
LAP	SECTOR 1	SECTOR 2	SECTOR 3	LAP TIME	MPH	DIFF	TIME OF DAY
1 -	36.172	51.410	26.127	1:53.709 (3)	77.03	2.623	10:15:15.424
2 -	34.728	50.244	26.126	1:51.098 (2)	78.84	0.012	10:17:06.522
3 -	35.242	49.975	25.869	1:51.086 (1)	78.85		10:18:57.608

P20 47 Tristan BOHANAN		Suzuki SV650 - Myself					
IDEAL LAP TIME : 1:50.333		BEST LAP TIME : 1:51.366		DIFFERENCE : 1.033			
LAP	SECTOR 1	SECTOR 2	SECTOR 3	LAP TIME	MPH	DIFF	TIME OF DAY
1 -	35.394	51.681	26.267	1:53.342 (3)	77.28	1.976	10:15:16.116
2 -	35.411	49.847	26.108	1:51.366 (1)	78.65		10:17:07.482
3 -	34.854	49.996	26.549	1:51.399 (2)	78.63	0.033	10:18:58.881

P21 52 RMT Stephen BAYLEY		Suzuki SV650 - Mander Organ Builders					
IDEAL LAP TIME : 1:51.071		BEST LAP TIME : 1:51.728		DIFFERENCE : 0.657			
LAP	SECTOR 1	SECTOR 2	SECTOR 3	LAP TIME	MPH	DIFF	TIME OF DAY
1 -	35.791	52.914	27.072	1:55.777 (3)	75.66	4.049	10:15:14.945
2 -	34.586	50.502	26.640	1:51.728 (1)	78.40		10:17:06.673
3 -	35.926	50.193	26.292	1:52.411 (2)	77.92	0.683	10:18:59.084

P22 45 RMT Terence QUINCE		Suzuki SV650 - K&Q					
IDEAL LAP TIME : 1:50.893		BEST LAP TIME : 1:51.764		DIFFERENCE : 0.871			
LAP	SECTOR 1	SECTOR 2	SECTOR 3	LAP TIME	MPH	DIFF	TIME OF DAY
1 -	36.091	51.854	26.497	1:54.442 (3)	76.54	2.678	10:15:22.837
2 -	35.606	49.860	26.324	1:51.790 (2)	78.35	0.026	10:17:14.627
3 -	34.709	50.543	26.512	1:51.764 (1)	78.37		10:19:06.391

P23 16 James BUCHANAN		Ducati MONSTER - Bluemotion racing					
IDEAL LAP TIME : 1:51.779		BEST LAP TIME : 1:51.779		DIFFERENCE : 0.000			
LAP	SECTOR 1	SECTOR 2	SECTOR 3	LAP TIME	MPH	DIFF	TIME OF DAY
1 -	36.720	49.066	25.993	1:51.779 (1)	78.36		10:15:07.358

P24 70 Colin HALL		Suzuki SV650 -					
IDEAL LAP TIME : 1:52.169		BEST LAP TIME : 1:52.327		DIFFERENCE : 0.158			
LAP	SECTOR 1	SECTOR 2	SECTOR 3	LAP TIME	MPH	DIFF	TIME OF DAY
1 -	36.799	52.975	27.489	1:57.263 (3)	74.70	4.936	10:15:12.528
2 -	35.475	51.612	26.794	1:53.881 (2)	76.92	1.554	10:17:06.409
3 -	35.092	50.283	26.952	1:52.327 (1)	77.98		10:18:58.736

BMCRC - MRO Championships 2022 - Rnd 6 @ Brands Hatch GP

MRO Minitwins & Rookie Minitwins

QUALIFYING - SECTOR ANALYSIS



SECTOR 1 = FL to I1, SECTOR 2 = I1 to I2, SECTOR 3 = I2 to FL, DIFF = Difference To Personal Best Lap, P = Crossed Finish Line in Pit Lane, D = Time Disallowed

P25 51		Andrew DURANT		Suzuki SV650 -			
IDEAL LAP TIME : 1:55.272		BEST LAP TIME : 1:55.803		DIFFERENCE : 0.531			
LAP	SECTOR 1	SECTOR 2	SECTOR 3	LAP TIME	MPH	DIFF	TIME OF DAY
1 -	38.459	54.001	28.262	2:00.722 (3)	72.56	4.919	10:15:15.889
2 -	37.079	51.572	27.774	1:56.425 (2)	75.24	0.622	10:17:12.314
3 -	35.969	51.529	28.305	1:55.803 (1)	75.64		10:19:08.117

BMCRC - MRO Championships 2022 - Rnd 6 @ Brands Hatch GP

MRO Minitwins & Rookie Minitwins

QUALIFYING - BEST SECTORS

SECTOR 1			SECTOR 2			SECTOR 3			IDEAL / BEST COMPARISON						
POS	NO	NAME	TIME	NO	NAME	TIME	NO	NAME	TIME	POS	NO	NAME	IDEAL	BEST	DIFF
													PERFECT LAP	1:38.795	
1	184	TWYFORD	30.795	184	TWYFORD	44.370	184	TWYFORD	23.630	1	184	TWYFORD	1:38.795	1:39.581	0.786
2	26	DAVIES	31.329	26	DAVIES	44.822	26	DAVIES	23.737	2	26	DAVIES	1:39.888	1:40.276	0.388
3	63	PERFITT	31.797	79	O'MARA	45.517	19	LILLEY	24.378	3	19	LILLEY	1:41.985	1:41.985	0.000
4	19	LILLEY	31.917	6	COOPER	45.616	6	COOPER	24.423	4	6	COOPER	1:42.085	1:42.498	0.413
5	166	BAKER	32.045	19	LILLEY	45.690	35	WALSH	24.548	5	79	O'MARA	1:42.298	1:42.403	0.105
6	6	COOPER	32.046	35	WALSH	45.927	63	PERFITT	24.638	6	35	WALSH	1:42.549	1:42.549	0.000
7	35	WALSH	32.074	166	BAKER	46.248	79	O'MARA	24.704	7	166	BAKER	1:43.096	1:43.321	0.225
8	79	O'MARA	32.077	97	MANN	46.258	166	BAKER	24.803	8	63	PERFITT	1:43.360	1:43.978	0.618
9	97	MANN	32.266	627	MONK	46.604	97	MANN	24.855	9	97	MANN	1:43.379	1:43.898	0.519
10	81	MAY	32.625	81	MAY	46.866	81	MAY	24.869	10	81	MAY	1:44.360	1:44.360	0.000
11	627	MONK	32.786	63	PERFITT	46.925	627	MONK	24.973	11	627	MONK	1:44.363	1:44.363	0.000
12	99	ELLIS	33.081	71	CLUNE	47.364	99	ELLIS	25.033	12	99	ELLIS	1:45.658	1:46.115	0.457
13	71	CLUNE	33.409	99	ELLIS	47.544	199	PARKES	25.045	13	71	CLUNE	1:45.917	1:46.217	0.300
14	199	PARKES	33.442	258	FRIEND	48.071	71	CLUNE	25.144	14	199	PARKES	1:46.641	1:47.025	0.384
15	744	ANDERSON	33.820	199	PARKES	48.154	258	FRIEND	25.220	15	258	FRIEND	1:47.199	1:47.463	0.264
16	258	FRIEND	33.908	18	LANE	48.405	744	ANDERSON	25.341	16	744	ANDERSON	1:47.704	1:48.584	0.880
17	47	BOHANAN	34.378	116	FAITH	48.464	18	LANE	25.700	17	18	LANE	1:48.527	1:48.527	0.000
18	18	LANE	34.422	744	ANDERSON	48.543	561	LESLIE	25.869	18	116	FAITH	1:48.937	1:49.436	0.499
19	561	LESLIE	34.454	16	BUCHANAN	49.066	116	FAITH	25.944	19	561	LESLIE	1:50.298	1:51.086	0.788
20	116	FAITH	34.529	47	BOHANAN	49.847	16	BUCHANAN	25.993	20	47	BOHANAN	1:50.333	1:51.366	1.033
21	52	BAYLEY	34.586	45	QUINCE	49.860	47	BOHANAN	26.108	21	45	QUINCE	1:50.893	1:51.764	0.871
22	45	QUINCE	34.709	561	LESLIE	49.975	52	BAYLEY	26.292	22	52	BAYLEY	1:51.071	1:51.728	0.657
23	70	HALL	35.092	52	BAYLEY	50.193	45	QUINCE	26.324	23	16	BUCHANAN	1:51.779	1:51.779	0.000
24	51	DURANT	35.969	70	HALL	50.283	70	HALL	26.794	24	70	HALL	1:52.169	1:52.327	0.158
25	16	BUCHANAN	36.720	51	DURANT	51.529	51	DURANT	27.774	25	51	DURANT	1:55.272	1:55.803	0.531
26	138	JARMIN	39.787	138	JARMIN	1:04.240	138	JARMIN	30.735						

BMCRC - MRO Championships 2022 - Rnd 6 @ Brands Hatch GP

MRO Minitwins & Rookie Minitwins

QUALIFYING - STATISTICS

Competitors Started 26
Planned Start 2022-07-16 @ 10:08:00.000
Actual Start 2022-07-16 @ 10:11:42.198
Finish Time
Track Length 2.4332mi.
Total Laps 73
Total Distance Covered 177.6301mi.

Session Fastest Lap History

NO	CL	NAME	LAP TIME	TIME OF DAY	LAP	VEHICLE
26		Glynn DAVIES	1:41.411	10:14:36.029	1	Suzuki SV650
184		David TWYFORD	1:41.338	10:14:40.182	1	Suzuki SV650
26		Glynn DAVIES	1:41.226	10:16:17.255	2	Suzuki SV650
184		David TWYFORD	1:39.581	10:16:19.763	2	Suzuki SV650

Flag History

TYPE	TIME OF DAY
GREEN	10:11:42.198
RED	10:19:31.671

Flag Statistics

TYPE	COUNT	TOTAL LAPS	TOTAL TIME
Green	1	3	7:49.473
Red	1	0	4:19.071
Safety Car	0	0	0.000
FCY	0	0	0.000

BMCRC - MRO Championships 2022 - Rnd 6 @ Brands Hatch GP

MRO Minitwins & Rookie Minitwins

QUALIFYING - STATISTICS

CLASS :

21 Starters

Fastest Lap History

NO	NAME	LAP TIME	TIME OF DAY	LAP	VEHICLE
26	Glynn DAVIES	1:41.411	10:14:36.029	1	Suzuki SV650
184	David TWYFORD	1:41.338	10:14:40.182	1	Suzuki SV650
26	Glynn DAVIES	1:41.226	10:16:17.255	2	Suzuki SV650
184	David TWYFORD	1:39.581	10:16:19.763	2	Suzuki SV650

BMCRC - MRO Championships 2022 - Rnd 6 @ Brands Hatch GP

MRO Minitwins & Rookie Minitwins

QUALIFYING - STATISTICS

CLASS : RMT

5 Starters

Fastest Lap History

NO	NAME	LAP TIME	TIME OF DAY	LAP	VEHICLE
627	Aaron MONK	1:47.597	10:14:48.967	1	Suzuki SV650
627	Aaron MONK	1:44.363	10:16:33.332	2	Suzuki SV650

BMCRC - MRO Championships 2022 - Rnd 6 @ Brands Hatch GP



MRO Minitwins & Rookie Minitwins

RACE 5 - GRID (6 Laps)

ROW 9	27	78 Tim FRAMPTON	26	138 Craig JARMIN	25	51 Andrew DURANT	1:55.803
ROW 8	24	70 Colin HALL	23	16 James BUCHANAN	22	45 Terence QUINCE	1:52.327 1:51.779 1:51.764
ROW 7	21	52 Stephen BAYLEY	20	47 Tristan BOHANAN	19	561 David LESLIE	1:51.728 1:51.366 1:51.086
ROW 6	18	116 Gareth FAITH	17	744 Gary ANDERSON	16	18 Stephen LANE	1:49.436 1:48.584 1:48.527
ROW 5	15	258 Ande FRIEND	14	199 Roger PARKES	13	71 Colin CLUNE	1:47.463 1:47.025 1:46.217
ROW 4	12	99 Lee ELLIS	11	627 Aaron MONK	10	81 Malvern MAY	1:46.115 1:44.363 1:44.360
ROW 3	9	63 Stephen PERFITT	8	97 Alex MANN	7	166 Nik BAKER	1:43.978 1:43.898 1:43.321
ROW 2	6	35 Tyler WALSH	5	6 Martin COOPER	4	79 James O'MARA	1:42.549 1:42.498 1:42.403
ROW 1	3	19 Kevin LILLEY	2	26 Glynn DAVIES	1	184 David TWYFORD	1:41.985 1:40.276 1:39.581
							Pole

Brands Hatch GP: 2.4332 miles

These results are provisional until the conclusion of any judicial and technical matters.

Clerk Of Course :	Stewards :	Timekeeper : <i>Craig Smith</i>
-------------------	------------	------------------------------------

Results can be found at www.tsl-timing.com

Printed - 10:26 Saturday, 16 July 2022



BMCRC - MRO Championships 2022 - Rnd 6 @ Brands Hatch GP



MRO Minitwins & Rookie Minitwins

RACE 5 - CLASSIFICATION

POS	NO	CL	PIC NAME	ENTRY	LAPS	TIME	GAP	DIFF	MPH	BEST	ON
1	26		1 Glynn DAVIES	Suzuki SV650 -	6	9:55.646			88.23	1:37.968	4
2	79		2 James O'MARA	Suzuki SV650 - BRP Machining Ltd	6	10:10.177	14.531	14.531	86.13	1:40.574	2
3	6		3 Martin COOPER	Suzuki SV 650 -	6	10:10.638	14.992	0.461	86.07	1:40.519	2
4	63		4 Stephen PERFITT	Suzuki SV650 - PKP Services Ltd	6	10:17.990	22.344	7.352	85.04	1:41.426	2
5	97		5 Alex MANN	Suzuki SV650 - Michael Jones Jewellers,Esprit Grou	6	10:18.184	22.538	0.194	85.02	1:41.467	6
6	35		6 Tyler WALSH	Suzuki SV650 - KDR Powerlines	6	10:24.346	28.700	6.162	84.18	1:41.642	2
7	81		7 Malvern MAY	Suzuki SV650 - IMP racing	6	10:32.860	37.214	8.514	83.04	1:43.324	2
8	627	RMT	1 Aaron MONK	Suzuki SV650 - flyaspitfire.co.uk	6	10:33.717	38.071	0.857	82.93	1:43.813	4
9	258		8 Ande FRIEND	Suzuki SV650 - Flying colours Motorcycle Training	6	10:39.355	43.709	5.638	82.20	1:43.949	5
10	99		9 Lee ELLIS	Suzuki SV650 - ATP Motorsport	6	10:39.387	43.741	0.032	82.20	1:44.731	3
11	19		10 Kevin LILLEY	Suzuki SV650 - Trafalgar Cleaning Eqpt. / Steve Jorc	6	10:39.876	44.230	0.489	82.13	1:42.393	2
12	71		11 Colin CLUNE	Suzuki SV650 -	6	10:43.013	47.367	3.137	81.73	1:45.521	2
13	199	RMT	2 Roger PARKES	Suzuki SV650 - Simply Owners Ltd	6	10:43.470	47.824	0.457	81.68	1:44.799	2
14	561		12 David LESLIE	Suzuki SV650 -	6	10:52.272	56.626	8.802	80.57	1:47.051	6
15	52	RMT	3 Stephen BAYLEY	Suzuki SV650 - Mander Organ Builders	6	10:54.253	58.607	1.981	80.33	1:46.745	5
16	18		13 Stephen LANE	Suzuki SV650 -	6	10:55.065	59.419	0.812	80.23	1:46.202	6
17	744	RMT	4 Gary ANDERSON	Suzuki SV650 - A&M MOT Services. Guildford	6	10:55.179	59.533	0.114	80.22	1:46.712	6
18	45	RMT	5 Terence QUINCE	Suzuki SV650 - K&Q	6	10:59.305	1:03.659	4.126	79.71	1:47.717	4
19	47		14 Tristan BOHANAN	Suzuki SV650 - Myself	6	11:00.582	1:04.936	1.277	79.56	1:47.624	2
20	70		15 Colin HALL	Suzuki SV650 -	6	11:27.021	1:31.375	26.439	76.50	1:49.799	6
21	51		16 Andrew DURANT	Suzuki SV650 -	6	11:33.307	1:37.661	6.286	75.80	1:52.164	2

NOT CLASSIFIED

DNF	184		David TWYFORD	Suzuki SV650 - MHP, IMP Racing	4	6:39.178	2 Laps	2 Laps	87.77	1:37.975	3
DNF	166		Nik BAKER	Suzuki SV650 - K66, DMR customs	2	3:27.855	4 Laps	2 Laps	84.28	1:41.348	2
DNF	138		Craig JARMIN	Suzuki SV650 - SK PreP	0						

FASTEST LAP

	26		Glynn DAVIES	Suzuki SV650 -	4	1:37.968		89.41 mph		143.90 kph	
	627	RMT	Aaron MONK	Suzuki SV650 - flyaspitfire.co.uk	4	1:43.813		84.38 mph		135.79 kph	

* Bike 52 - 5 second penalty - yellow flag infringement
 Class - 92.5% of Race Speed = 81.61 mph
 Class RMT - 92.5% of Race Speed = 76.71 mph

Weather / Track : Sunny / Dry

These results are provisional until the conclusion of any judicial and technical matters.

Race Distance: 6 Laps / 14.59 miles

Brands Hatch GP: 2.4332 miles

Date: 16/07/2022 Start: 13:44 Finish: 13:54

Clerk Of Course :	Stewards :	Timekeeper : <i>Craig Smith</i>
-------------------	------------	------------------------------------

Results can be found at www.tsl-timing.com

Printed - 14:21 Saturday, 16 July 2022



BMCRC - MRO Championships 2022 - Rnd 6 @ Brands Hatch GP

MRO Minitwins & Rookie Minitwins

RACE 5 - LAP CHART

LAP 1 @ 13:45:48.434

NO	BEHIND	LAP TIME
26		1:43.228
184	0.924	1:44.152
79	1.947	1:45.175
6	2.063	1:45.291
166	3.279	1:46.507
63	4.572	1:47.800
97	4.870	1:48.098
35	5.321	1:48.549
199	8.538	1:51.766
81	8.566	1:51.794
627	9.257	1:52.485
258	9.862	1:53.090
71	10.013	1:53.241
99	10.108	1:53.336
744	11.143	1:54.371
561	11.602	1:54.830
18	11.958	1:55.186
52	12.957	1:56.185
45	13.549	1:56.777
47	13.828	1:57.056
70	15.251	1:58.479
51	16.809	2:00.037
19	19.721	2:02.949

LAP 2 @ 13:47:27.110

NO	BEHIND	LAP TIME
26		1:38.676
184	1.001	1:38.753
79	3.845	1:40.574
6	3.906	1:40.519
166	5.951	1:41.348
63	7.322	1:41.426
97	7.916	1:41.722
35	8.287	1:41.642
81	13.214	1:43.324
199	14.661	1:44.799
627	15.397	1:44.816
99	16.510	1:45.078
258	16.744	1:45.558
71	16.858	1:45.521
561	20.516	1:47.590
744	21.568	1:49.101
18	21.780	1:48.498
52	22.424	1:48.143
47	22.776	1:47.624
45	23.351	1:48.478
19	23.438	1:42.393
70	28.877	1:52.302
51	30.297	1:52.164

LAP 3 @ 13:49:05.196

NO	BEHIND	LAP TIME
26		1:38.086
184	0.890	1:37.975
79	6.655	1:40.896
6	6.823	1:41.003
63	11.894	1:42.658
97	12.493	1:42.663
35	13.386	1:43.185
81	19.182	1:44.054
627	21.883	1:44.572
199	22.885	1:46.310

99	23.155	1:44.731
258	24.043	1:45.385
71	24.516	1:45.744
19	28.880	1:43.528
561	30.081	1:47.651
744	32.256	1:48.774
18	32.474	1:48.780
52	32.724	1:48.386
47	33.761	1:49.071
45	34.230	1:48.965
70	41.451	1:50.660
51	46.502	1:54.291

LAP 4 @ 13:50:43.164

NO	BEHIND	LAP TIME
26		1:37.968
184	1.220	1:38.298
79	10.279	1:41.592
6	10.442	1:41.587
63	15.749	1:41.823
97	16.477	1:41.952
35	18.134	1:42.716
81	26.253	1:45.039
627	27.728	1:43.813
99	30.476	1:45.289
199	31.838	1:46.921
258	31.929	1:45.854
71	32.193	1:45.645
19	33.719	1:42.807
561	39.573	1:47.460
52	42.771	1:48.015
744	43.088	1:48.800
18	43.243	1:48.737
47	43.768	1:47.975
45	43.979	1:47.717
70	54.134	1:50.651
51	1:03.411	1:54.877

LAP 5 @ 13:52:22.058

NO	BEHIND	LAP TIME
26		1:38.894
79	12.430	1:41.045
6	12.826	1:41.278
63	19.160	1:42.305
97	19.865	1:42.282
35	23.238	1:43.998
81	31.807	1:44.448
627	33.035	1:44.201
99	36.903	1:45.321
258	36.984	1:43.949
19	39.608	1:44.783
199	39.691	1:46.747
71	40.150	1:46.851
561	48.369	1:47.690
52	50.622	1:46.745
744	51.615	1:47.421
18	52.011	1:47.662
45	54.477	1:49.392
47	55.347	1:50.473
70	1:20.370	2:05.130
51	1:21.091	1:56.574

LAP 6 @ 13:54:00.852

NO	BEHIND	LAP TIME
26		1:38.794
79	14.531	1:40.895
6	14.992	1:40.960
63	22.344	1:41.978
97	22.538	1:41.467
35	28.700	1:44.256
81	37.214	1:44.201
627	38.071	1:43.830
258	43.709	1:45.519
99	43.741	1:45.632
19	44.230	1:43.416
71	47.367	1:46.011
199	47.824	1:46.927
561	56.626	1:47.051
52	58.607	1:46.779
18	59.419	1:46.202
744	59.533	1:46.712
45	1:03.659	1:47.976
47	1:04.936	1:48.383
70	1:31.375	1:49.799
51	1:37.661	1:55.364

BMCRC - MRO Championships 2022 - Rnd 6 @ Brands Hatch GP

MRO Minitwins & Rookie Minitwins

RACE 5 - SECTOR ANALYSIS



SECTOR 1 = FL to I1, SECTOR 2 = I1 to I2, SECTOR 3 = I2 to FL, DIFF = Difference To Personal Best Lap, P = Crossed Finish Line in Pit Lane, D = Time Disallowed

P1 26		Glynn DAVIES		Suzuki SV650 -			
IDEAL LAP TIME : 1:37.872		BEST LAP TIME : 1:37.968		DIFFERENCE : 0.096			
LAP	SECTOR 1	SECTOR 2	SECTOR 3	LAP TIME	MPH	DIFF	TIME OF DAY
1 -		44.292	23.721	1:43.228	84.85	5.260	13:45:48.434
2 -	30.895	44.316	23.465	1:38.676 (3)	88.77	0.708	13:47:27.110
3 -	30.651	43.943	23.492	1:38.086 (2)	89.30	0.118	13:49:05.196
4 -	30.464	43.972	23.532	1:37.968 (1)	89.41		13:50:43.164
5 -	30.982	44.373	23.539	1:38.894	88.57	0.926	13:52:22.058
6 -	30.800	44.024	23.970	1:38.794	88.66	0.826	13:54:00.852

P2 79		James O'MARA		Suzuki SV650 - BRP Machining Ltd			
IDEAL LAP TIME : 1:39.808		BEST LAP TIME : 1:40.574		DIFFERENCE : 0.766			
LAP	SECTOR 1	SECTOR 2	SECTOR 3	LAP TIME	MPH	DIFF	TIME OF DAY
1 -		44.307	24.098	1:45.175	83.28	4.601	13:45:50.381
2 -	31.403	44.885	24.286	1:40.574 (1)	87.09		13:47:30.955
3 -	31.461	45.159	24.276	1:40.896 (3)	86.82	0.322	13:49:11.851
4 -	31.669	45.114	24.809	1:41.592	86.22	1.018	13:50:53.443
5 -	31.680	45.096	24.269	1:41.045	86.69	0.471	13:52:34.488
6 -	31.524	44.933	24.438	1:40.895 (2)	86.82	0.321	13:54:15.383

P3 6		Martin COOPER		Suzuki SV 650 -			
IDEAL LAP TIME : 1:40.208		BEST LAP TIME : 1:40.519		DIFFERENCE : 0.311			
LAP	SECTOR 1	SECTOR 2	SECTOR 3	LAP TIME	MPH	DIFF	TIME OF DAY
1 -		44.611	24.228	1:45.291	83.19	4.772	13:45:50.497
2 -	31.623	44.922	23.974	1:40.519 (1)	87.14		13:47:31.016
3 -	31.970	44.974	24.059	1:41.003 (3)	86.72	0.484	13:49:12.019
4 -	32.318	44.889	24.380	1:41.587	86.22	1.068	13:50:53.606
5 -	32.093	44.982	24.203	1:41.278	86.49	0.759	13:52:34.884
6 -	31.669	45.167	24.124	1:40.960 (2)	86.76	0.441	13:54:15.844

P4 63		Stephen PERFITT		Suzuki SV650 - PKP Services Ltd			
IDEAL LAP TIME : 1:41.093		BEST LAP TIME : 1:41.426		DIFFERENCE : 0.333			
LAP	SECTOR 1	SECTOR 2	SECTOR 3	LAP TIME	MPH	DIFF	TIME OF DAY
1 -		46.528	23.950	1:47.800	81.25	6.374	13:45:53.006
2 -	31.783	45.442	24.201	1:41.426 (1)	86.36		13:47:34.432
3 -	32.539	45.913	24.206	1:42.658	85.33	1.232	13:49:17.090
4 -	31.701	45.647	24.475	1:41.823 (2)	86.03	0.397	13:50:58.913
5 -	32.265	46.007	24.033	1:42.305	85.62	0.879	13:52:41.218
6 -	31.896	45.636	24.446	1:41.978 (3)	85.89	0.552	13:54:23.196

P5 97		Alex MANN		Suzuki SV650 - Michael Jones Jewellers,Esprit Group,TT50 cars			
IDEAL LAP TIME : 1:41.394		BEST LAP TIME : 1:41.467		DIFFERENCE : 0.073			
LAP	SECTOR 1	SECTOR 2	SECTOR 3	LAP TIME	MPH	DIFF	TIME OF DAY
1 -		45.681	24.516	1:48.098	81.03	6.631	13:45:53.304
2 -	31.830	45.429	24.463	1:41.722 (2)	86.11	0.255	13:47:35.026
3 -	32.235	46.061	24.367	1:42.663	85.32	1.196	13:49:17.689
4 -	31.842	45.651	24.459	1:41.952 (3)	85.92	0.485	13:50:59.641
5 -	31.830	45.985	24.467	1:42.282	85.64	0.815	13:52:41.923
6 -	31.598	45.477	24.392	1:41.467 (1)	86.33		13:54:23.390

P6 35		Tyler WALSH		Suzuki SV650 - KDR Powerlines			
IDEAL LAP TIME : 1:41.425		BEST LAP TIME : 1:41.642		DIFFERENCE : 0.217			
LAP	SECTOR 1	SECTOR 2	SECTOR 3	LAP TIME	MPH	DIFF	TIME OF DAY
1 -		45.893	24.081	1:48.549	80.69	6.907	13:45:53.755
2 -	32.083	45.261	24.298	1:41.642 (1)	86.18		13:47:35.397
3 -	33.047	45.858	24.280	1:43.185 (3)	84.89	1.543	13:49:18.582
4 -	32.652	45.757	24.307	1:42.716 (2)	85.28	1.074	13:51:01.298
5 -	33.010	46.371	24.617	1:43.998	84.23	2.356	13:52:45.296
6 -	33.104	46.359	24.793	1:44.256	84.02	2.614	13:54:29.552

BMCRC - MRO Championships 2022 - Rnd 6 @ Brands Hatch GP

MRO Minitwins & Rookie Minitwins

RACE 5 - SECTOR ANALYSIS



SECTOR 1 = FL to I1, SECTOR 2 = I1 to I2, SECTOR 3 = I2 to FL, DIFF = Difference To Personal Best Lap, P = Crossed Finish Line in Pit Lane, D = Time Disallowed

P7 81 Malvern MAY		Suzuki SV650 - IMP racing					
IDEAL LAP TIME : 1:43.324		BEST LAP TIME : 1:43.324		DIFFERENCE : 0.000			
LAP	SECTOR 1	SECTOR 2	SECTOR 3	LAP TIME	MPH	DIFF	TIME OF DAY
1 -		47.555	25.021	1:51.794	78.35	8.470	13:45:57.000
2 -	32.416	46.382	24.526	1:43.324 (1)	84.78		13:47:40.324
3 -	32.965	46.397	24.692	1:44.054 (2)	84.18	0.730	13:49:24.378
4 -	33.308	46.797	24.934	1:45.039	83.39	1.715	13:51:09.417
5 -	32.759	46.785	24.904	1:44.448	83.86	1.124	13:52:53.865
6 -	32.452	46.847	24.902	1:44.201 (3)	84.06	0.877	13:54:38.066

P8 627 RMT Aaron MONK		Suzuki SV650 - flyaspitfire.co.uk					
IDEAL LAP TIME : 1:43.622		BEST LAP TIME : 1:43.813		DIFFERENCE : 0.191			
LAP	SECTOR 1	SECTOR 2	SECTOR 3	LAP TIME	MPH	DIFF	TIME OF DAY
1 -		47.504	24.854	1:52.485	77.87	8.672	13:45:57.691
2 -	33.407	46.731	24.678	1:44.816	83.57	1.003	13:47:42.507
3 -	33.066	46.773	24.733	1:44.572	83.76	0.759	13:49:27.079
4 -	32.781	46.472	24.560	1:43.813 (1)	84.38		13:51:10.892
5 -	33.077	46.431	24.693	1:44.201 (3)	84.06	0.388	13:52:55.093
6 -	32.631	46.508	24.691	1:43.830 (2)	84.36	0.017	13:54:38.923

P9 258 Ande FRIEND		Suzuki SV650 - Flying colours Motorcycle Training					
IDEAL LAP TIME : 1:43.941		BEST LAP TIME : 1:43.949		DIFFERENCE : 0.008			
LAP	SECTOR 1	SECTOR 2	SECTOR 3	LAP TIME	MPH	DIFF	TIME OF DAY
1 -		47.920	25.309	1:53.090	77.45	9.141	13:45:58.296
2 -	32.895	47.623	25.040	1:45.558	82.98	1.609	13:47:43.854
3 -	33.578	47.011	24.796	1:45.385 (2)	83.12	1.436	13:49:29.239
4 -	33.232	47.285	25.337	1:45.854	82.75	1.905	13:51:15.093
5 -	32.848	46.336	24.765	1:43.949 (1)	84.27		13:52:59.042
6 -	32.840	46.999	25.680	1:45.519 (3)	83.01	1.570	13:54:44.561

P10 99 Lee ELLIS		Suzuki SV650 - ATP Motorsport					
IDEAL LAP TIME : 1:44.095		BEST LAP TIME : 1:44.731		DIFFERENCE : 0.636			
LAP	SECTOR 1	SECTOR 2	SECTOR 3	LAP TIME	MPH	DIFF	TIME OF DAY
1 -		48.169	24.811	1:53.336	77.29	8.605	13:45:58.542
2 -	32.896	47.270	24.912	1:45.078 (2)	83.36	0.347	13:47:43.620
3 -	33.288	46.497	24.946	1:44.731 (1)	83.64		13:49:28.351
4 -	33.640	46.752	24.897	1:45.289 (3)	83.19	0.558	13:51:13.640
5 -	33.157	46.942	25.222	1:45.321	83.17	0.590	13:52:58.961
6 -	33.238	47.692	24.702	1:45.632	82.92	0.901	13:54:44.593

P11 19 Kevin LILLEY		Suzuki SV650 - Trafalgar Cleaning Eqpt. / Steve Jordan Motorcy					
IDEAL LAP TIME : 1:41.244		BEST LAP TIME : 1:42.393		DIFFERENCE : 1.149			
LAP	SECTOR 1	SECTOR 2	SECTOR 3	LAP TIME	MPH	DIFF	TIME OF DAY
1 -		1:01.216	24.423	2:02.949	71.24	20.556	13:46:08.155
2 -	31.979	46.417	23.997	1:42.393 (1)	85.55		13:47:50.548
3 -	33.059	46.206	24.263	1:43.528	84.61	1.135	13:49:34.076
4 -	32.127	46.225	24.455	1:42.807 (2)	85.20	0.414	13:51:16.883
5 -	32.717	47.337	24.729	1:44.783	83.59	2.390	13:53:01.666
6 -	31.999	45.268	26.149	1:43.416 (3)	84.70	1.023	13:54:45.082

P12 71 Colin CLUNE		Suzuki SV650 -					
IDEAL LAP TIME : 1:45.086		BEST LAP TIME : 1:45.521		DIFFERENCE : 0.435			
LAP	SECTOR 1	SECTOR 2	SECTOR 3	LAP TIME	MPH	DIFF	TIME OF DAY
1 -		47.818	25.096	1:53.241	77.35	7.720	13:45:58.447
2 -	33.303	47.228	24.990	1:45.521 (1)	83.01		13:47:43.968
3 -	33.730	47.090	24.924	1:45.744 (3)	82.84	0.223	13:49:29.712
4 -	33.094	47.218	25.333	1:45.645 (2)	82.91	0.124	13:51:15.357
5 -	33.960	47.989	24.902	1:46.851	81.98	1.330	13:53:02.208
6 -	33.151	47.745	25.115	1:46.011	82.63	0.490	13:54:48.219

BMCRC - MRO Championships 2022 - Rnd 6 @ Brands Hatch GP

MRO Minitwins & Rookie Minitwins

RACE 5 - SECTOR ANALYSIS



SECTOR 1 = FL to I1, SECTOR 2 = I1 to I2, SECTOR 3 = I2 to FL, DIFF = Difference To Personal Best Lap, P = Crossed Finish Line in Pit Lane, D = Time Disallowed

P13 199 RMT Roger PARKES		Suzuki SV650 - Simply Owners Ltd					
IDEAL LAP TIME : 1:44.799		BEST LAP TIME : 1:44.799		DIFFERENCE : 0.000			
LAP	SECTOR 1	SECTOR 2	SECTOR 3	LAP TIME	MPH	DIFF	TIME OF DAY
1 -		47.392	25.240	1:51.766	78.37	6.967	13:45:56.972
2 -	32.885	46.968	24.946	1:44.799 (1)	83.58		13:47:41.771
3 -	33.568	47.557	25.185	1:46.310 (2)	82.39	1.511	13:49:28.081
4 -	34.099	47.484	25.338	1:46.921	81.92	2.122	13:51:15.002
5 -	34.162	47.621	24.964	1:46.747 (3)	82.06	1.948	13:53:01.749
6 -	33.617	47.795	25.515	1:46.927	81.92	2.128	13:54:48.676

P14 561 David LESLIE		Suzuki SV650 -					
IDEAL LAP TIME : 1:46.844		BEST LAP TIME : 1:47.051		DIFFERENCE : 0.207			
LAP	SECTOR 1	SECTOR 2	SECTOR 3	LAP TIME	MPH	DIFF	TIME OF DAY
1 -		48.532	25.164	1:54.830	76.28	7.779	13:46:00.036
2 -	33.812	48.720	25.058	1:47.590 (3)	81.41	0.539	13:47:47.626
3 -	34.103	48.672	24.876	1:47.651	81.37	0.600	13:49:35.277
4 -	33.768	48.400	25.292	1:47.460 (2)	81.51	0.409	13:51:22.737
5 -	33.906	48.400	25.384	1:47.690	81.34	0.639	13:53:10.427
6 -	33.624	48.344	25.083	1:47.051 (1)	81.82		13:54:57.478

P15 52 RMT Stephen BAYLEY		Suzuki SV650 - Mander Organ Builders					
IDEAL LAP TIME : 1:46.463		BEST LAP TIME : 1:46.745		DIFFERENCE : 0.282			
LAP	SECTOR 1	SECTOR 2	SECTOR 3	LAP TIME	MPH	DIFF	TIME OF DAY
1 -		48.637	25.651	1:56.185	75.39	9.440	13:46:01.391
2 -	33.549	49.053	25.541	1:48.143	81.00	1.398	13:47:49.534
3 -	34.619	48.143	25.624	1:48.386	80.82	1.641	13:49:37.920
4 -	33.712	48.777	25.526	1:48.015 (3)	81.09	1.270	13:51:25.935
5 -	33.030	48.227	25.488	1:46.745 (1)	82.06		13:53:12.680
6 -	33.090	48.399	25.290	1:46.779 (2)	82.03	0.034	13:54:59.459

P16 18 Stephen LANE		Suzuki SV650 -					
IDEAL LAP TIME : 1:45.997		BEST LAP TIME : 1:46.202		DIFFERENCE : 0.205			
LAP	SECTOR 1	SECTOR 2	SECTOR 3	LAP TIME	MPH	DIFF	TIME OF DAY
1 -		49.002	25.106	1:55.186	76.04	8.984	13:46:00.392
2 -	34.117	49.040	25.341	1:48.498 (3)	80.73	2.296	13:47:48.890
3 -	34.519	48.433	25.828	1:48.780	80.52	2.578	13:49:37.670
4 -	34.559	48.418	25.760	1:48.737	80.55	2.535	13:51:26.407
5 -	34.141	48.317	25.204	1:47.662 (2)	81.36	1.460	13:53:14.069
6 -	33.372	47.519	25.311	1:46.202 (1)	82.48		13:55:00.271

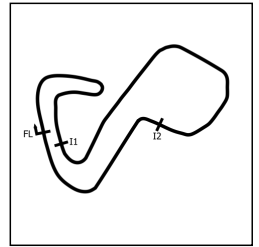
P17 744 RMT Gary ANDERSON		Suzuki SV650 - A&M MOT Services. Guildford					
IDEAL LAP TIME : 1:45.855		BEST LAP TIME : 1:46.712		DIFFERENCE : 0.857			
LAP	SECTOR 1	SECTOR 2	SECTOR 3	LAP TIME	MPH	DIFF	TIME OF DAY
1 -		48.507	25.289	1:54.371	76.59	7.659	13:45:59.577
2 -	33.948	49.704	25.449	1:49.101	80.29	2.389	13:47:48.678
3 -	34.277	48.816	25.681	1:48.774 (3)	80.53	2.062	13:49:37.452
4 -	34.016	48.749	26.035	1:48.800	80.51	2.088	13:51:26.252
5 -	34.082	47.631	25.708	1:47.421 (2)	81.54	0.709	13:53:13.673
6 -	32.935	48.419	25.358	1:46.712 (1)	82.08		13:55:00.385

P18 45 RMT Terence QUINCE		Suzuki SV650 - K&Q					
IDEAL LAP TIME : 1:47.424		BEST LAP TIME : 1:47.717		DIFFERENCE : 0.293			
LAP	SECTOR 1	SECTOR 2	SECTOR 3	LAP TIME	MPH	DIFF	TIME OF DAY
1 -		49.384	25.647	1:56.777	75.01	9.060	13:46:01.983
2 -	34.546	48.535	25.397	1:48.478 (3)	80.75	0.761	13:47:50.461
3 -	34.431	49.071	25.463	1:48.965	80.39	1.248	13:49:39.426
4 -	34.049	48.294	25.374	1:47.717 (1)	81.32		13:51:27.143
5 -	35.389	48.539	25.464	1:49.392	80.07	1.675	13:53:16.535
6 -	33.756	48.701	25.519	1:47.976 (2)	81.12	0.259	13:55:04.511

BMCRC - MRO Championships 2022 - Rnd 6 @ Brands Hatch GP

MRO Minitwins & Rookie Minitwins

RACE 5 - SECTOR ANALYSIS



SECTOR 1 = FL to I1, SECTOR 2 = I1 to I2, SECTOR 3 = I2 to FL, DIFF = Difference To Personal Best Lap, P = Crossed Finish Line in Pit Lane, D = Time Disallowed

P19 47		Tristan BOHANAN		Suzuki SV650 - Myself			
IDEAL LAP TIME : 1:47.525		BEST LAP TIME : 1:47.624		DIFFERENCE : 0.099			
LAP	SECTOR 1	SECTOR 2	SECTOR 3	LAP TIME	MPH	DIFF	TIME OF DAY
1 -		49.083	25.763	1:57.056	74.83	9.432	13:46:02.262
2 -	33.610	48.525	25.489	1:47.624 (1)	81.39		13:47:49.886
3 -	34.671	48.736	25.664	1:49.071	80.31	1.447	13:49:38.957
4 -	33.802	48.450	25.723	1:47.975 (2)	81.12	0.351	13:51:26.932
5 -	35.356	49.553	25.564	1:50.473	79.29	2.849	13:53:17.405
6 -	33.999	48.919	25.465	1:48.383 (3)	80.82	0.759	13:55:05.788

P20 70		Colin HALL		Suzuki SV650 -			
IDEAL LAP TIME : 1:49.462		BEST LAP TIME : 1:49.799		DIFFERENCE : 0.337			
LAP	SECTOR 1	SECTOR 2	SECTOR 3	LAP TIME	MPH	DIFF	TIME OF DAY
1 -		49.703	26.169	1:58.479	73.93	8.680	13:46:03.685
2 -	34.595	50.791	26.916	1:52.302	78.00	2.503	13:47:55.987
3 -	34.778	49.773	26.109	1:50.660 (3)	79.15	0.861	13:49:46.647
4 -	34.722	50.090	25.839	1:50.651 (2)	79.16	0.852	13:51:37.298
5 -	35.188	1:03.365	26.577	2:05.130	70.00	15.331	13:53:42.428
6 -	34.551	49.072	26.176	1:49.799 (1)	79.78		13:55:32.227

P21 51		Andrew DURANT		Suzuki SV650 -			
IDEAL LAP TIME : 1:51.361		BEST LAP TIME : 1:52.164		DIFFERENCE : 0.803			
LAP	SECTOR 1	SECTOR 2	SECTOR 3	LAP TIME	MPH	DIFF	TIME OF DAY
1 -		50.319	26.409	2:00.037	72.97	7.873	13:46:05.243
2 -	34.633	50.662	26.869	1:52.164 (1)	78.09		13:47:57.407
3 -	35.529	51.427	27.335	1:54.291 (2)	76.64	2.127	13:49:51.698
4 -	35.628	52.035	27.214	1:54.877 (3)	76.25	2.713	13:51:46.575
5 -	36.623	52.263	27.688	1:56.574	75.14	4.410	13:53:43.149
6 -	35.881	52.063	27.420	1:55.364	75.93	3.200	13:55:38.513

P22 184		David TWYFORD		Suzuki SV650 - MHP, IMP Racing			
IDEAL LAP TIME : 1:37.864		BEST LAP TIME : 1:37.975		DIFFERENCE : 0.111			
LAP	SECTOR 1	SECTOR 2	SECTOR 3	LAP TIME	MPH	DIFF	TIME OF DAY
1 -		44.557	23.892	1:44.152	84.10	6.177	13:45:49.358
2 -	31.151	44.157	23.445	1:38.753 (3)	88.70	0.778	13:47:28.111
3 -	30.974	43.647	23.354	1:37.975 (1)	89.40		13:49:06.086
4 -	30.863	43.887	23.548	1:38.298 (2)	89.11	0.323	13:50:44.384

P23 166		Nik BAKER		Suzuki SV650 - K66, DMR customs			
IDEAL LAP TIME : 1:40.851		BEST LAP TIME : 1:41.348		DIFFERENCE : 0.497			
LAP	SECTOR 1	SECTOR 2	SECTOR 3	LAP TIME	MPH	DIFF	TIME OF DAY
1 -		45.147	24.246	1:46.507	82.24	5.159	13:45:51.713
2 -	31.458	45.393	24.497	1:41.348 (1)	86.43		13:47:33.061

BMCRC - MRO Championships 2022 - Rnd 6 @ Brands Hatch GP

MRO Minitwins & Rookie Minitwins

RACE 5 - BEST SECTORS

SECTOR 1			SECTOR 2			SECTOR 3			IDEAL / BEST COMPARISON						
POS	NO	NAME	TIME	NO	NAME	TIME	NO	NAME	TIME	POS	NO	NAME	IDEAL	BEST	DIFF
													PERFECT LAP	1:37.465	
1	26	DAVIES	30.464	184	TWYFORD	43.647	184	TWYFORD	23.354	1	184	TWYFORD	1:37.864	1:37.975	0.111
2	184	TWYFORD	30.863	26	DAVIES	43.943	26	DAVIES	23.465	2	26	DAVIES	1:37.872	1:37.968	0.096
3	79	O'MARA	31.403	79	O'MARA	44.307	63	PERFITT	23.950	3	79	O'MARA	1:39.808	1:40.574	0.766
4	166	BAKER	31.458	6	COOPER	44.611	6	COOPER	23.974	4	6	COOPER	1:40.208	1:40.519	0.311
5	97	MANN	31.598	166	BAKER	45.147	19	LILLEY	23.997	5	166	BAKER	1:40.851	1:41.348	0.497
6	6	COOPER	31.623	35	WALSH	45.261	35	WALSH	24.081	6	63	PERFITT	1:41.093	1:41.426	0.333
7	63	PERFITT	31.701	19	LILLEY	45.268	79	O'MARA	24.098	7	19	LILLEY	1:41.244	1:42.393	1.149
8	19	LILLEY	31.979	97	MANN	45.429	166	BAKER	24.246	8	97	MANN	1:41.394	1:41.467	0.073
9	35	WALSH	32.083	63	PERFITT	45.442	97	MANN	24.367	9	35	WALSH	1:41.425	1:41.642	0.217
10	81	MAY	32.416	258	FRIEND	46.336	81	MAY	24.526	10	81	MAY	1:43.324	1:43.324	0.000
11	627	MONK	32.631	81	MAY	46.382	627	MONK	24.560	11	627	MONK	1:43.622	1:43.813	0.191
12	258	FRIEND	32.840	627	MONK	46.431	99	ELLIS	24.702	12	258	FRIEND	1:43.941	1:43.949	0.008
13	199	PARKES	32.885	99	ELLIS	46.497	258	FRIEND	24.765	13	99	ELLIS	1:44.095	1:44.731	0.636
14	99	ELLIS	32.896	199	PARKES	46.968	561	LESLIE	24.876	14	199	PARKES	1:44.799	1:44.799	0.000
15	744	ANDERSON	32.935	71	CLUNE	47.090	71	CLUNE	24.902	15	71	CLUNE	1:45.086	1:45.521	0.435
16	52	BAYLEY	33.030	18	LANE	47.519	199	PARKES	24.946	16	744	ANDERSON	1:45.855	1:46.712	0.857
17	71	CLUNE	33.094	744	ANDERSON	47.631	18	LANE	25.106	17	18	LANE	1:45.997	1:46.202	0.205
18	18	LANE	33.372	52	BAYLEY	48.143	744	ANDERSON	25.289	18	52	BAYLEY	1:46.463	1:46.745	0.282
19	47	BOHANAN	33.610	45	QUINCE	48.294	52	BAYLEY	25.290	19	561	LESLIE	1:46.844	1:47.051	0.207
20	561	LESLIE	33.624	561	LESLIE	48.344	45	QUINCE	25.374	20	45	QUINCE	1:47.424	1:47.717	0.293
21	45	QUINCE	33.756	47	BOHANAN	48.450	47	BOHANAN	25.465	21	47	BOHANAN	1:47.525	1:47.624	0.099
22	70	HALL	34.551	70	HALL	49.072	70	HALL	25.839	22	70	HALL	1:49.462	1:49.799	0.337
23	51	DURANT	34.633	51	DURANT	50.319	51	DURANT	26.409	23	51	DURANT	1:51.361	1:52.164	0.803
24				138	JARMIN	52.219									

BMCRC - MRO Championships 2022 - Rnd 6 @ Brands Hatch GP

MRO Minitwins & Rookie Minitwins

RACE 5 - STATISTICS

Competitors Started	24
Planned Start	2022-07-16 @ 13:10:00.000
Actual Start	2022-07-16 @ 13:44:05.205
Finish Time	2022-07-16 @ 13:54:00.851
Track Length	2.4332mi.
Total Laps	132
Total Distance Covered	321.1942mi.

Session Fastest Lap History

NO	CL	NAME	LAP TIME	TIME OF DAY	LAP	VEHICLE
26		Glynn DAVIES	1:38.676	13:47:27.139	2	Suzuki SV650
26		Glynn DAVIES	1:38.086	13:49:05.196	3	Suzuki SV650
184		David TWYFORD	1:37.975	13:49:06.101	3	Suzuki SV650
26		Glynn DAVIES	1:37.968	13:50:43.192	4	Suzuki SV650

Session Leader History

NO	CL	NAME	FROM LAP	LAPS LED	DISTANCE	VEHICLE
26		Glynn DAVIES	1	6	14.59 miles	Suzuki SV650

Flag History

TYPE	TIME OF DAY
GREEN	13:44:05.205
FINISH	13:54:00.851

Flag Statistics

TYPE	COUNT	TOTAL LAPS	TOTAL TIME
Green	1	6	11:36.688
Red	0	0	0.000
Safety Car	0	0	0.000
FCY	0	0	0.000

BMCRC - MRO Championships 2022 - Rnd 6 @ Brands Hatch GP

MRO Minitwins & Rookie Minitwins

RACE 5 - STATISTICS

CLASS :

19 Starters

Fastest Lap History

NO	NAME	LAP TIME	TIME OF DAY	LAP	VEHICLE
26	Glynn DAVIES	1:38.676	13:47:27.139	2	Suzuki SV650
26	Glynn DAVIES	1:38.086	13:49:05.196	3	Suzuki SV650
184	David TWYFORD	1:37.975	13:49:06.101	3	Suzuki SV650
26	Glynn DAVIES	1:37.968	13:50:43.192	4	Suzuki SV650

Leader History

NO	NAME	FROM LAP	LAPS LED	DISTANCE	VEHICLE
26	Glynn DAVIES	1	6	14.59 miles	Suzuki SV650

BMCRC - MRO Championships 2022 - Rnd 6 @ Brands Hatch GP

MRO Minitwins & Rookie Minitwins

RACE 5 - STATISTICS

CLASS : RMT

5 Starters

Fastest Lap History

NO	NAME	LAP TIME	TIME OF DAY	LAP	VEHICLE
199	Roger PARKES	1:44.799	13:47:41.786	2	Suzuki SV650
627	Aaron MONK	1:44.572	13:49:27.090	3	Suzuki SV650
627	Aaron MONK	1:43.813	13:51:10.904	4	Suzuki SV650

Leader History

NO	NAME	FROM LAP	LAPS LED	DISTANCE	VEHICLE
199	Roger PARKES	1	2	4.86 miles	Suzuki SV650
627	Aaron MONK	3	4	9.73 miles	Suzuki SV650

BMCRC - MRO Championships 2022 - Rnd 6 @ Brands Hatch GP



MRO Minitwins & Rookie Minitwins

RACE 15 - GRID (6 Laps)

ROW 9	27	78 Tim FRAMPTON	26	16 James BUCHANAN	25	116 Gareth FAITH
ROW 8	24	138 Craig JARMIN	23	51 Andrew DURANT	22	70 Colin HALL
ROW 7	21	45 Terence QUINCE	20	47 Tristan BOHANAN	19	561 David LESLIE
ROW 6	18	52 Stephen BAYLEY	17	744 Gary ANDERSON	16	18 Stephen LANE
ROW 5	15	71 Colin CLUNE	14	199 Roger PARKES	13	99 Lee ELLIS
ROW 4	12	258 Ande FRIEND	11	627 Aaron MONK	10	81 Malvern MAY
ROW 3	9	19 Kevin LILLEY	8	35 Tyler WALSH	7	97 Alex MANN
ROW 2	6	63 Stephen PERFITT	5	166 Nik BAKER	4	79 James O'MARA
ROW 1	3	6 Martin COOPER	2	184 David TWYFORD	1	26 Glynn DAVIES
Pole						

Brands Hatch GP: 2.4332 miles

These results are provisional until the conclusion of any judicial and technical matters.

Clerk Of Course :	Stewards :	Timekeeper : <i>Craig Smith</i>
-------------------	------------	------------------------------------

Results can be found at www.tsl-timing.com

Printed - 13:57 Saturday, 16 July 2022



BMCRC - MRO Championships 2022 - Rnd 6 @ Brands Hatch GP



MRO Minitwins & Rookie Minitwins

RACE 15 - CLASSIFICATION

POS	NO	CL	PIC NAME	ENTRY	LAPS	TIME	GAP	DIFF	MPH	BEST	ON
1	26		1 Glynn DAVIES	Suzuki SV650 -	6	9:57.501			87.96	1:38.516	2
2	184		2 David TWYFORD	Suzuki SV650 - MHP, IMP Racing	6	9:57.519	0.018	0.018	87.96	1:38.043	4
3	79		3 James O'MARA	Suzuki SV650 - BRP Machining Ltd	6	10:13.868	16.367	16.349	85.61	1:40.897	2
4	6		4 Martin COOPER	Suzuki SV 650 -	6	10:14.649	17.148	0.781	85.51	1:41.104	3
5	97		5 Alex MANN	Suzuki SV650 - Michael Jones Jewellers,Esprit Gro	6	10:17.280	19.779	2.631	85.14	1:41.563	4
6	19		6 Kevin LILLEY	Suzuki SV650 - Trafalgar Cleaning Eqpt. / Steve Jor	6	10:17.325	19.824	0.045	85.13	1:41.352	2
7	35		7 Tyler WALSH	Suzuki SV650 - KDR Powerlines	6	10:29.609	32.108	12.284	83.47	1:42.526	2
8	627	RMT	1 Aaron MONK	Suzuki SV650 - flyaspitfire.co.uk	6	10:34.073	36.572	4.464	82.89	1:43.905	4
9	81		8 Malvern MAY	Suzuki SV650 - IMP racing	6	10:34.302	36.801	0.229	82.86	1:43.186	6
10	99		9 Lee ELLIS	Suzuki SV650 - ATP Motorsport	6	10:37.444	39.943	3.142	82.45	1:44.605	6
11	258		10 Ande FRIEND	Suzuki SV650 - Flying colours Motorcycle Training	6	10:37.675	40.174	0.231	82.42	1:44.574	5
12	71		11 Colin CLUNE	Suzuki SV650 -	6	10:37.779	40.278	0.104	82.40	1:44.200	5
13	199	RMT	2 Roger PARKES	Suzuki SV650 - Simply Owners Ltd	6	10:47.718	50.217	9.939	81.14	1:45.227	2
14	561		12 David LESLIE	Suzuki SV650 -	6	10:51.175	53.674	3.457	80.71	1:45.925	6
15	16		13 James BUCHANAN	Ducati MONSTER - Bluemotion racing	6	10:55.845	58.344	4.670	80.13	1:45.800	4
16	744	RMT	3 Gary ANDERSON	Suzuki SV650 - A&M MOT Services. Guildford	6	10:56.197	58.696	0.352	80.09	1:47.232	2
17	18		14 Stephen LANE	Suzuki SV650 -	6	11:05.823	1:08.322	9.626	78.93	1:47.871	4
18	45	RMT	4 Terence QUINCE	Suzuki SV650 - K&Q	6	11:05.914	1:08.413	0.091	78.92	1:48.387	6
19	70		15 Colin HALL	Suzuki SV650 -	6	11:05.949	1:08.448	0.035	78.92	1:48.729	6
20	52	RMT	5 Stephen BAYLEY	Suzuki SV650 - Mander Organ Builders	6	11:06.235	1:08.734	0.286	78.88	1:48.449	4
21	47		16 Tristan BOHANAN	Suzuki SV650 - Myself	6	11:07.079	1:09.578	0.844	78.78	1:48.905	3

NOT CLASSIFIED

DNF	166		Nik BAKER	Suzuki SV650 - K66, DMR customs	5	8:36.219	1 Lap	1 Lap	84.84	1:41.436	5
DNF	63		Stephen PERFITT	Suzuki SV650 - PKP Services Ltd	1	1:46.519	5 Laps	4 Laps	82.23		
DNF	51		Andrew DURANT	Suzuki SV650 -	0						

NOT STARTED

NS	138		Craig JARMIN	Suzuki SV650 - SK PreP							
----	-----	--	--------------	------------------------	--	--	--	--	--	--	--

FASTEST LAP

	184		David TWYFORD	Suzuki SV650 - MHP, IMP Racing	4	1:38.043			89.34 mph	143.78 kph	
	627	RMT	Aaron MONK	Suzuki SV650 - flyaspitfire.co.uk	4	1:43.905			84.30 mph	135.67 kph	

Class - 92.5% of Race Speed = 81.36 mph
 Class RMT - 92.5% of Race Speed = 76.67 mph

Weather / Track : Sunny / Dry

These results are provisional until the conclusion of any judicial and technical matters.

Race Distance: 6 Laps / 14.59 miles
 Brands Hatch GP: 2.4332 miles
 Date: 16/07/2022 Start: 17:01 Finish: 17:11

Clerk Of Course :	Stewards :	Timekeeper : <i>Craig Smith</i>
-------------------	------------	------------------------------------

Results can be found at www.tsl-timing.com

Printed - 17:16 Saturday, 16 July 2022



BMCRC - MRO Championships 2022 - Rnd 6 @ Brands Hatch GP

MRO Minitwins & Rookie Minitwins

RACE 15 - LAP CHART

LAP 1 @ 17:03:08.922

NO	BEHIND	LAP TIME
26		1:43.661
184	0.653	1:44.314
79	2.143	1:45.804
63	2.858	1:46.519
6	2.936	1:46.597
166	4.345	1:48.006
97	4.701	1:48.362
35	5.641	1:49.302
19	5.719	1:49.380
627	8.011	1:51.672
81	8.465	1:52.126
199	8.808	1:52.469
258	9.078	1:52.739
99	9.182	1:52.843
71	9.323	1:52.984
18	10.791	1:54.452
561	13.083	1:56.744
70	14.023	1:57.684
744	14.113	1:57.774
45	14.729	1:58.390
16	14.925	1:58.586
47	15.113	1:58.774
52	15.569	1:59.230

LAP 2 @ 17:04:47.438

NO	BEHIND	LAP TIME
26		1:38.516
184	0.908	1:38.771
79	4.524	1:40.897
6	6.461	1:42.041
166	7.625	1:41.796
97	7.826	1:41.641
19	8.555	1:41.352
35	9.651	1:42.526
627	14.746	1:45.251
199	15.519	1:45.227
81	15.822	1:45.873
99	15.930	1:45.264
258	16.095	1:45.533
71	16.331	1:45.524
18	20.681	1:48.406
561	20.956	1:46.389
744	22.829	1:47.232
16	25.140	1:48.731
70	26.663	1:51.156
47	26.812	1:50.215
45	26.906	1:50.693
52	27.150	1:50.097

LAP 3 @ 17:06:26.270

NO	BEHIND	LAP TIME
26		1:38.832
184	1.096	1:39.020
79	7.229	1:41.537
6	8.733	1:41.104
166	11.123	1:42.330
97	11.222	1:42.228
19	11.242	1:41.519
35	14.989	1:44.170
627	20.556	1:44.642
81	22.134	1:45.144
99	22.490	1:45.392

258	22.722	1:45.459
71	23.445	1:45.946
199	23.770	1:47.083
561	30.159	1:48.035
18	31.161	1:49.312
744	31.252	1:47.255
16	34.096	1:47.788
47	36.885	1:48.905
70	37.255	1:49.424
45	37.907	1:49.833
52	38.366	1:50.048

LAP 4 @ 17:08:04.938

NO	BEHIND	LAP TIME
26		1:38.668
184	0.471	1:38.043
79	10.338	1:41.777
6	11.504	1:41.439
97	14.117	1:41.563
19	14.194	1:41.620
166	15.106	1:42.651
35	20.741	1:44.420
627	25.793	1:43.905
81	27.609	1:44.143
99	28.556	1:44.734
258	28.762	1:44.708
71	29.351	1:44.574
199	31.601	1:46.499
561	38.788	1:47.297
744	40.280	1:47.696
18	40.364	1:47.871
16	41.228	1:45.800
47	47.637	1:49.420
70	47.849	1:49.262
52	48.147	1:48.449
45	48.308	1:49.069

LAP 5 @ 17:09:43.751

NO	BEHIND	LAP TIME
184		1:38.342
26	0.093	1:38.906
79	13.072	1:41.547
6	14.733	1:42.042
19	16.854	1:41.473
97	17.196	1:41.892
166	17.729	1:41.436
35	25.970	1:44.042
627	31.498	1:44.518
81	32.626	1:43.830
99	34.349	1:44.606
258	34.523	1:44.574
71	34.738	1:44.200
199	40.563	1:47.775
561	46.760	1:46.785
744	49.472	1:48.005
18	49.668	1:48.117
16	49.799	1:47.384
70	58.730	1:49.694
47	58.950	1:50.126
45	59.037	1:49.542
52	59.090	1:49.756

LAP 6 @ 17:11:22.762

NO	BEHIND	LAP TIME
26		1:38.918
184	0.018	1:39.029
79	16.367	1:42.306
6	17.148	1:41.426
97	19.779	1:41.594
19	19.824	1:41.981
35	32.108	1:45.149
627	36.572	1:44.085
81	36.801	1:43.186
99	39.943	1:44.605
258	40.174	1:44.662
71	40.278	1:44.551
199	50.217	1:48.665
561	53.674	1:45.925
16	58.344	1:47.556
744	58.696	1:48.235
18	1:08.322	1:57.665
45	1:08.413	1:48.387
70	1:08.448	1:48.729
52	1:08.734	1:48.655
47	1:09.578	1:49.639

BMCRC - MRO Championships 2022 - Rnd 6 @ Brands Hatch GP

MRO Minitwins & Rookie Minitwins

RACE 15 - SECTOR ANALYSIS



SECTOR 1 = FL to I1, SECTOR 2 = I1 to I2, SECTOR 3 = I2 to FL, DIFF = Difference To Personal Best Lap, P = Crossed Finish Line in Pit Lane, D = Time Disallowed

P1 26		Glynn DAVIES		Suzuki SV650 -			
IDEAL LAP TIME : 1:38.292		BEST LAP TIME : 1:38.516		DIFFERENCE : 0.224			
LAP	SECTOR 1	SECTOR 2	SECTOR 3	LAP TIME	MPH	DIFF	TIME OF DAY
1 -		44.242	23.925	1:43.661	84.50	5.145	17:03:08.922
2 -	30.756	43.932	23.828	1:38.516 (1)	88.91		17:04:47.438
3 -	31.079	43.965	23.788	1:38.832 (3)	88.63	0.316	17:06:26.270
4 -	30.929	43.953	23.786	1:38.668 (2)	88.78	0.152	17:08:04.938
5 -	30.852	44.446	23.608	1:38.906	88.56	0.390	17:09:43.844
6 -	30.752	44.149	24.017	1:38.918	88.55	0.402	17:11:22.762

P2 184		David TWYFORD		Suzuki SV650 - MHP, IMP Racing			
IDEAL LAP TIME : 1:37.812		BEST LAP TIME : 1:38.043		DIFFERENCE : 0.231			
LAP	SECTOR 1	SECTOR 2	SECTOR 3	LAP TIME	MPH	DIFF	TIME OF DAY
1 -		44.517	23.855	1:44.314	83.97	6.271	17:03:09.575
2 -	31.041	43.799	23.931	1:38.771 (3)	88.68	0.728	17:04:48.346
3 -	31.009	44.303	23.708	1:39.020	88.46	0.977	17:06:27.366
4 -	30.837	43.696	23.510	1:38.043 (1)	89.34		17:08:05.409
5 -	30.606	44.048	23.688	1:38.342 (2)	89.07	0.299	17:09:43.751
6 -	30.967	43.879	24.183	1:39.029	88.45	0.986	17:11:22.780

P3 79		James O'MARA		Suzuki SV650 - BRP Machining Ltd			
IDEAL LAP TIME : 1:40.381		BEST LAP TIME : 1:40.897		DIFFERENCE : 0.516			
LAP	SECTOR 1	SECTOR 2	SECTOR 3	LAP TIME	MPH	DIFF	TIME OF DAY
1 -		44.622	24.244	1:45.804	82.79	4.907	17:03:11.065
2 -	31.628	44.878	24.391	1:40.897 (1)	86.81		17:04:51.962
3 -	31.915	45.260	24.362	1:41.537 (2)	86.27	0.640	17:06:33.499
4 -	31.796	45.850	24.131	1:41.777	86.06	0.880	17:08:15.276
5 -	31.709	45.340	24.498	1:41.547 (3)	86.26	0.650	17:09:56.823
6 -	31.957	45.433	24.916	1:42.306	85.62	1.409	17:11:39.129

P4 6		Martin COOPER		Suzuki SV 650 -			
IDEAL LAP TIME : 1:40.899		BEST LAP TIME : 1:41.104		DIFFERENCE : 0.205			
LAP	SECTOR 1	SECTOR 2	SECTOR 3	LAP TIME	MPH	DIFF	TIME OF DAY
1 -		45.054	24.140	1:46.597	82.17	5.493	17:03:11.858
2 -	33.020	44.855	24.166	1:42.041	85.84	0.937	17:04:53.899
3 -	31.904	44.921	24.279	1:41.104 (1)	86.64		17:06:35.003
4 -	31.979	45.206	24.254	1:41.439 (3)	86.35	0.335	17:08:16.442
5 -	32.220	45.450	24.372	1:42.042	85.84	0.938	17:09:58.484
6 -	32.017	45.170	24.239	1:41.426 (2)	86.36	0.322	17:11:39.910

P5 97		Alex MANN		Suzuki SV650 - Michael Jones Jewellers,Esprit Group,TT50 cars			
IDEAL LAP TIME : 1:41.260		BEST LAP TIME : 1:41.563		DIFFERENCE : 0.303			
LAP	SECTOR 1	SECTOR 2	SECTOR 3	LAP TIME	MPH	DIFF	TIME OF DAY
1 -		45.684	24.578	1:48.362	80.83	6.799	17:03:13.623
2 -	31.888	45.242	24.511	1:41.641 (3)	86.18	0.078	17:04:55.264
3 -	32.199	45.417	24.612	1:42.228	85.68	0.665	17:06:37.492
4 -	31.721	45.178	24.664	1:41.563 (1)	86.25		17:08:19.055
5 -	31.827	45.626	24.439	1:41.892	85.97	0.329	17:10:00.947
6 -	31.671	45.150	24.773	1:41.594 (2)	86.22	0.031	17:11:42.541

P6 19		Kevin LILLEY		Suzuki SV650 - Trafalgar Cleaning Eqpt. / Steve Jordan Motorcy			
IDEAL LAP TIME : 1:40.846		BEST LAP TIME : 1:41.352		DIFFERENCE : 0.506			
LAP	SECTOR 1	SECTOR 2	SECTOR 3	LAP TIME	MPH	DIFF	TIME OF DAY
1 -		46.114	24.064	1:49.380	80.08	8.028	17:03:14.641
2 -	31.907	45.225	24.220	1:41.352 (1)	86.42		17:04:55.993
3 -	31.986	45.267	24.266	1:41.519 (3)	86.28	0.167	17:06:37.512
4 -	31.952	45.163	24.505	1:41.620	86.20	0.268	17:08:19.132
5 -	31.619	45.528	24.326	1:41.473 (2)	86.32	0.121	17:10:00.605
6 -	31.951	45.470	24.560	1:41.981	85.89	0.629	17:11:42.586

BMCRC - MRO Championships 2022 - Rnd 6 @ Brands Hatch GP

MRO Minitwins & Rookie Minitwins

RACE 15 - SECTOR ANALYSIS



SECTOR 1 = FL to I1, SECTOR 2 = I1 to I2, SECTOR 3 = I2 to FL, DIFF = Difference To Personal Best Lap, P = Crossed Finish Line in Pit Lane, D = Time Disallowed

P7 35		Tyler WALSH		Suzuki SV650 - KDR Powerlines			
IDEAL LAP TIME : 1:42.335		BEST LAP TIME : 1:42.526		DIFFERENCE : 0.191			
LAP	SECTOR 1	SECTOR 2	SECTOR 3	LAP TIME	MPH	DIFF	TIME OF DAY
1 -		45.768	24.348	1:49.302	80.14	6.776	17:03:14.563
2 -	32.243	45.744	24.539	1:42.526 (1)	85.44		17:04:57.089
3 -	32.901	46.589	24.680	1:44.170 (3)	84.09	1.644	17:06:41.259
4 -	32.978	46.788	24.654	1:44.420	83.89	1.894	17:08:25.679
5 -	32.588	46.702	24.752	1:44.042 (2)	84.19	1.516	17:10:09.721
6 -	33.144	47.129	24.876	1:45.149	83.30	2.623	17:11:54.870

P8 627 RMT		Aaron MONK		Suzuki SV650 - flyaspitfire.co.uk			
IDEAL LAP TIME : 1:43.853		BEST LAP TIME : 1:43.905		DIFFERENCE : 0.052			
LAP	SECTOR 1	SECTOR 2	SECTOR 3	LAP TIME	MPH	DIFF	TIME OF DAY
1 -		47.483	24.781	1:51.672	78.44	7.767	17:03:16.933
2 -	33.061	47.381	24.809	1:45.251	83.22	1.346	17:05:02.184
3 -	33.074	46.641	24.927	1:44.642	83.71	0.737	17:06:46.826
4 -	32.505	46.567	24.833	1:43.905 (1)	84.30		17:08:30.731
5 -	32.775	46.946	24.797	1:44.518 (3)	83.81	0.613	17:10:15.249
6 -	32.510	46.762	24.813	1:44.085 (2)	84.16	0.180	17:11:59.334

P9 81		Malvern MAY		Suzuki SV650 - IMP racing			
IDEAL LAP TIME : 1:43.186		BEST LAP TIME : 1:43.186		DIFFERENCE : 0.000			
LAP	SECTOR 1	SECTOR 2	SECTOR 3	LAP TIME	MPH	DIFF	TIME OF DAY
1 -		47.433	24.985	1:52.126	78.12	8.940	17:03:17.387
2 -	32.969	47.641	25.263	1:45.873	82.73	2.687	17:05:03.260
3 -	33.057	47.027	25.060	1:45.144	83.31	1.958	17:06:48.404
4 -	32.490	46.716	24.937	1:44.143 (3)	84.11	0.957	17:08:32.547
5 -	32.696	46.267	24.867	1:43.830 (2)	84.36	0.644	17:10:16.377
6 -	32.296	46.061	24.829	1:43.186 (1)	84.89		17:11:59.563

P10 99		Lee ELLIS		Suzuki SV650 - ATP Motorsport			
IDEAL LAP TIME : 1:44.325		BEST LAP TIME : 1:44.605		DIFFERENCE : 0.280			
LAP	SECTOR 1	SECTOR 2	SECTOR 3	LAP TIME	MPH	DIFF	TIME OF DAY
1 -		48.138	25.051	1:52.843	77.62	8.238	17:03:18.104
2 -	33.368	46.683	25.213	1:45.264	83.21	0.659	17:05:03.368
3 -	33.421	46.880	25.091	1:45.392	83.11	0.787	17:06:48.760
4 -	32.664	46.916	25.154	1:44.734 (3)	83.63	0.129	17:08:33.494
5 -	32.945	46.611	25.050	1:44.606 (2)	83.74	0.001	17:10:18.100
6 -	32.777	46.700	25.128	1:44.605 (1)	83.74		17:12:02.705

P11 258		Ande FRIEND		Suzuki SV650 - Flying colours Motorcycle Training			
IDEAL LAP TIME : 1:44.278		BEST LAP TIME : 1:44.574		DIFFERENCE : 0.296			
LAP	SECTOR 1	SECTOR 2	SECTOR 3	LAP TIME	MPH	DIFF	TIME OF DAY
1 -		47.325	25.026	1:52.739	77.69	8.165	17:03:18.000
2 -	33.175	47.127	25.231	1:45.533	83.00	0.959	17:05:03.533
3 -	33.786	46.803	24.870	1:45.459	83.06	0.885	17:06:48.992
4 -	32.932	46.746	25.030	1:44.708 (3)	83.65	0.134	17:08:33.700
5 -	32.896	46.547	25.131	1:44.574 (1)	83.76		17:10:18.274
6 -	32.861	46.644	25.157	1:44.662 (2)	83.69	0.088	17:12:02.936

P12 71		Colin CLUNE		Suzuki SV650 -			
IDEAL LAP TIME : 1:44.076		BEST LAP TIME : 1:44.200		DIFFERENCE : 0.124			
LAP	SECTOR 1	SECTOR 2	SECTOR 3	LAP TIME	MPH	DIFF	TIME OF DAY
1 -		47.606	24.895	1:52.984	77.53	8.784	17:03:18.245
2 -	33.447	46.854	25.223	1:45.524	83.01	1.324	17:05:03.769
3 -	33.814	47.133	24.999	1:45.946	82.68	1.746	17:06:49.715
4 -	33.017	46.457	25.100	1:44.574 (3)	83.76	0.374	17:08:34.289
5 -	33.036	46.367	24.797	1:44.200 (1)	84.06		17:10:18.489
6 -	32.912	46.613	25.026	1:44.551 (2)	83.78	0.351	17:12:03.040

BMCRC - MRO Championships 2022 - Rnd 6 @ Brands Hatch GP

MRO Minitwins & Rookie Minitwins

RACE 15 - SECTOR ANALYSIS



SECTOR 1 = FL to I1, SECTOR 2 = I1 to I2, SECTOR 3 = I2 to FL, DIFF = Difference To Personal Best Lap, P = Crossed Finish Line in Pit Lane, D = Time Disallowed

P13 199 RMT Roger PARKES		Suzuki SV650 - Simply Owners Ltd					
IDEAL LAP TIME : 1:45.118		BEST LAP TIME : 1:45.227		DIFFERENCE : 0.109			
LAP	SECTOR 1	SECTOR 2	SECTOR 3	LAP TIME	MPH	DIFF	TIME OF DAY
1 -		47.452	24.996	1:52.469	77.88	7.242	17:03:17.730
2 -	32.904	47.218	25.105	1:45.227 (1)	83.24		17:05:02.957
3 -	33.975	47.849	25.259	1:47.083 (3)	81.80	1.856	17:06:50.040
4 -	33.444	47.717	25.338	1:46.499 (2)	82.25	1.272	17:08:36.539
5 -	34.105	48.304	25.366	1:47.775	81.27	2.548	17:10:24.314
6 -	34.468	48.586	25.611	1:48.665	80.61	3.438	17:12:12.979

P14 561 David LESLIE		Suzuki SV650 -					
IDEAL LAP TIME : 1:45.781		BEST LAP TIME : 1:45.925		DIFFERENCE : 0.144			
LAP	SECTOR 1	SECTOR 2	SECTOR 3	LAP TIME	MPH	DIFF	TIME OF DAY
1 -		48.891	25.457	1:56.744	75.03	10.819	17:03:22.005
2 -	33.314	47.983	25.092	1:46.389 (2)	82.33	0.464	17:05:08.394
3 -	34.650	48.320	25.065	1:48.035	81.08	2.110	17:06:56.429
4 -	33.550	48.594	25.153	1:47.297	81.64	1.372	17:08:43.726
5 -	33.298	48.238	25.249	1:46.785 (3)	82.03	0.860	17:10:30.511
6 -	32.903	47.813	25.209	1:45.925 (1)	82.69		17:12:16.436

P15 16 James BUCHANAN		Ducati MONSTER - Bluemotion racing					
IDEAL LAP TIME : 1:45.800		BEST LAP TIME : 1:45.800		DIFFERENCE : 0.000			
LAP	SECTOR 1	SECTOR 2	SECTOR 3	LAP TIME	MPH	DIFF	TIME OF DAY
1 -		49.212	26.179	1:58.586	73.86	12.786	17:03:23.847
2 -	34.664	48.545	25.522	1:48.731	80.56	2.931	17:05:12.578
3 -	33.965	48.338	25.485	1:47.788	81.26	1.988	17:07:00.366
4 -	33.116	47.630	25.054	1:45.800 (1)	82.79		17:08:46.166
5 -	33.534	48.350	25.500	1:47.384 (2)	81.57	1.584	17:10:33.550
6 -	33.756	48.555	25.245	1:47.556 (3)	81.44	1.756	17:12:21.106

P16 744 RMT Gary ANDERSON		Suzuki SV650 - A&M MOT Services. Guildford					
IDEAL LAP TIME : 1:46.703		BEST LAP TIME : 1:47.232		DIFFERENCE : 0.529			
LAP	SECTOR 1	SECTOR 2	SECTOR 3	LAP TIME	MPH	DIFF	TIME OF DAY
1 -		49.065	26.017	1:57.774	74.37	10.542	17:03:23.035
2 -	33.757	48.002	25.473	1:47.232 (1)	81.69		17:05:10.267
3 -	33.459	48.534	25.262	1:47.255 (2)	81.67	0.023	17:06:57.522
4 -	34.009	48.206	25.481	1:47.696 (3)	81.33	0.464	17:08:45.218
5 -	33.848	48.552	25.605	1:48.005	81.10	0.773	17:10:33.223
6 -	33.935	49.058	25.242	1:48.235	80.93	1.003	17:12:21.458

P17 18 Stephen LANE		Suzuki SV650 -					
IDEAL LAP TIME : 1:47.354		BEST LAP TIME : 1:47.871		DIFFERENCE : 0.517			
LAP	SECTOR 1	SECTOR 2	SECTOR 3	LAP TIME	MPH	DIFF	TIME OF DAY
1 -		48.405	25.108	1:54.452	76.53	6.581	17:03:19.713
2 -	34.118	48.375	25.913	1:48.406 (3)	80.80	0.535	17:05:08.119
3 -	34.975	48.846	25.491	1:49.312	80.13	1.441	17:06:57.431
4 -	34.296	48.268	25.307	1:47.871 (1)	81.20		17:08:45.302
5 -	33.978	48.575	25.564	1:48.117 (2)	81.02	0.246	17:10:33.419
6 -	34.061			1:57.665	74.44	9.794	17:12:31.084

P18 45 RMT Terence QUINCE		Suzuki SV650 - K&Q					
IDEAL LAP TIME : 1:48.387		BEST LAP TIME : 1:48.387		DIFFERENCE : 0.000			
LAP	SECTOR 1	SECTOR 2	SECTOR 3	LAP TIME	MPH	DIFF	TIME OF DAY
1 -		49.571	26.145	1:58.390	73.99	10.003	17:03:23.651
2 -	35.214	49.629	25.850	1:50.693	79.13	2.306	17:05:14.344
3 -	35.081	48.978	25.774	1:49.833	79.75	1.446	17:07:04.177
4 -	34.194	49.128	25.747	1:49.069 (2)	80.31	0.682	17:08:53.246
5 -	34.979	48.846	25.717	1:49.542 (3)	79.96	1.155	17:10:42.788
6 -	33.960	48.717	25.710	1:48.387 (1)	80.82		17:12:31.175

BMCRC - MRO Championships 2022 - Rnd 6 @ Brands Hatch GP

MRO Minitwins & Rookie Minitwins

RACE 15 - SECTOR ANALYSIS



SECTOR 1 = FL to I1, SECTOR 2 = I1 to I2, SECTOR 3 = I2 to FL, DIFF = Difference To Personal Best Lap, P = Crossed Finish Line in Pit Lane, D = Time Disallowed

P19 70		Colin HALL		Suzuki SV650 -			
IDEAL LAP TIME : 1:47.967		BEST LAP TIME : 1:48.729		DIFFERENCE : 0.762			
LAP	SECTOR 1	SECTOR 2	SECTOR 3	LAP TIME	MPH	DIFF	TIME OF DAY
1 -		49.260	26.439	1:57.684	74.43	8.955	17:03:22.945
2 -	35.394	49.404	26.358	1:51.156	78.80	2.427	17:05:14.101
3 -	34.949	48.607	25.868	1:49.424 (3)	80.05	0.695	17:07:03.525
4 -	34.181	49.149	25.932	1:49.262 (2)	80.17	0.533	17:08:52.787
5 -	34.534	49.236	25.924	1:49.694	79.85	0.965	17:10:42.481
6 -	33.492	48.785	26.452	1:48.729 (1)	80.56		17:12:31.210

P20 52 RMT		Stephen BAYLEY		Suzuki SV650 - Mander Organ Builders			
IDEAL LAP TIME : 1:47.542		BEST LAP TIME : 1:48.449		DIFFERENCE : 0.907			
LAP	SECTOR 1	SECTOR 2	SECTOR 3	LAP TIME	MPH	DIFF	TIME OF DAY
1 -		50.331	26.036	1:59.230	73.46	10.781	17:03:24.491
2 -	34.555	50.116	25.426	1:50.097	79.56	1.648	17:05:14.588
3 -	34.953	49.517	25.578	1:50.048	79.60	1.599	17:07:04.636
4 -	33.669	49.069	25.711	1:48.449 (1)	80.77		17:08:53.085
5 -	34.413	49.281	26.062	1:49.756 (3)	79.81	1.307	17:10:42.841
6 -	34.310	48.447	25.898	1:48.655 (2)	80.62	0.206	17:12:31.496

P21 47		Tristan BOHANAN		Suzuki SV650 - Myself			
IDEAL LAP TIME : 1:48.822		BEST LAP TIME : 1:48.905		DIFFERENCE : 0.083			
LAP	SECTOR 1	SECTOR 2	SECTOR 3	LAP TIME	MPH	DIFF	TIME OF DAY
1 -		49.660	25.985	1:58.774	73.75	9.869	17:03:24.035
2 -	34.760	49.344	26.111	1:50.215	79.47	1.310	17:05:14.250
3 -	34.353	48.682	25.870	1:48.905 (1)	80.43		17:07:03.155
4 -	34.270	49.222	25.928	1:49.420 (2)	80.05	0.515	17:08:52.575
5 -	34.525	49.187	26.414	1:50.126	79.54	1.221	17:10:42.701
6 -	34.427	49.257	25.955	1:49.639 (3)	79.89	0.734	17:12:32.340

P22 166		Nik BAKER		Suzuki SV650 - K66, DMR customs			
IDEAL LAP TIME : 1:41.383		BEST LAP TIME : 1:41.436		DIFFERENCE : 0.053			
LAP	SECTOR 1	SECTOR 2	SECTOR 3	LAP TIME	MPH	DIFF	TIME OF DAY
1 -		45.710	24.697	1:48.006	81.10	6.570	17:03:13.267
2 -	31.982	45.096	24.718	1:41.796 (2)	86.05	0.360	17:04:55.063
3 -	32.034	45.654	24.642	1:42.330 (3)	85.60	0.894	17:06:37.393
4 -	32.175	46.008	24.468	1:42.651	85.33	1.215	17:08:20.044
5 -	32.004	45.127	24.305	1:41.436 (1)	86.35		17:10:01.480

P23 63		Stephen PERFITT		Suzuki SV650 - PKP Services Ltd			
IDEAL LAP TIME :		BEST LAP TIME :		DIFFERENCE :			
LAP	SECTOR 1	SECTOR 2	SECTOR 3	LAP TIME	MPH	DIFF	TIME OF DAY
1 -		45.297	24.133	1:46.519	82.23		17:03:11.780

BMCRC - MRO Championships 2022 - Rnd 6 @ Brands Hatch GP

MRO Minitwins & Rookie Minitwins

RACE 15 - BEST SECTORS

SECTOR 1			SECTOR 2			SECTOR 3			IDEAL / BEST COMPARISON						
POS	NO	NAME	TIME	NO	NAME	TIME	NO	NAME	TIME	POS	NO	NAME	IDEAL	BEST	DIFF
													PERFECT LAP	1:37.812	
1	184	TWYFORD	30.606	184	TWYFORD	43.696	184	TWYFORD	23.510	1	184	TWYFORD	1:37.812	1:38.043	0.231
2	26	DAVIES	30.752	26	DAVIES	43.932	26	DAVIES	23.608	2	26	DAVIES	1:38.292	1:38.516	0.224
3	19	LILLEY	31.619	79	O'MARA	44.622	19	LILLEY	24.064	3	79	O'MARA	1:40.381	1:40.897	0.516
4	79	O'MARA	31.628	6	COOPER	44.855	79	O'MARA	24.131	4	19	LILLEY	1:40.846	1:41.352	0.506
5	97	MANN	31.671	166	BAKER	45.096	63	PERFITT	24.133	5	6	COOPER	1:40.899	1:41.104	0.205
6	6	COOPER	31.904	97	MANN	45.150	6	COOPER	24.140	6	97	MANN	1:41.260	1:41.563	0.303
7	166	BAKER	31.982	19	LILLEY	45.163	166	BAKER	24.305	7	166	BAKER	1:41.383	1:41.436	0.053
8	35	WALSH	32.243	63	PERFITT	45.297	35	WALSH	24.348	8	35	WALSH	1:42.335	1:42.526	0.191
9	81	MAY	32.296	35	WALSH	45.744	97	MANN	24.439	9	81	MAY	1:43.186	1:43.186	0.000
10	627	MONK	32.505	81	MAY	46.061	627	MONK	24.781	10	627	MONK	1:43.853	1:43.905	0.052
11	99	ELLIS	32.664	71	CLUNE	46.367	71	CLUNE	24.797	11	71	CLUNE	1:44.076	1:44.200	0.124
12	258	FRIEND	32.861	258	FRIEND	46.547	81	MAY	24.829	12	258	FRIEND	1:44.278	1:44.574	0.296
13	561	LESLIE	32.903	627	MONK	46.567	258	FRIEND	24.870	13	99	ELLIS	1:44.325	1:44.605	0.280
14	199	PARKES	32.904	99	ELLIS	46.611	199	PARKES	24.996	14	199	PARKES	1:45.118	1:45.227	0.109
15	71	CLUNE	32.912	199	PARKES	47.218	99	ELLIS	25.050	15	561	LESLIE	1:45.781	1:45.925	0.144
16	16	BUCHANAN	33.116	16	BUCHANAN	47.630	16	BUCHANAN	25.054	16	16	BUCHANAN	1:45.800	1:45.800	0.000
17	744	ANDERSON	33.459	561	LESLIE	47.813	561	LESLIE	25.065	17	744	ANDERSON	1:46.703	1:47.232	0.529
18	70	HALL	33.492	744	ANDERSON	48.002	18	LANE	25.108	18	18	LANE	1:47.354	1:47.871	0.517
19	52	BAYLEY	33.669	18	LANE	48.268	744	ANDERSON	25.242	19	52	BAYLEY	1:47.542	1:48.449	0.907
20	45	QUINCE	33.960	52	BAYLEY	48.447	52	BAYLEY	25.426	20	70	HALL	1:47.967	1:48.729	0.762
21	18	LANE	33.978	70	HALL	48.607	45	QUINCE	25.710	21	45	QUINCE	1:48.387	1:48.387	0.000
22	47	BOHANAN	34.270	47	BOHANAN	48.682	70	HALL	25.868	22	47	BOHANAN	1:48.822	1:48.905	0.083
23				45	QUINCE	48.717	47	BOHANAN	25.870	23	63	PERFITT			
24				51	DURANT	50.416									
25															

BMCRC - MRO Championships 2022 - Rnd 6 @ Brands Hatch GP

MRO Minitwins & Rookie Minitwins

RACE 15 - STATISTICS

Competitors Started 24
Planned Start 2022-07-16 @ 17:00:00.000
Actual Start 2022-07-16 @ 17:01:25.260
Finish Time 2022-07-16 @ 17:11:22.732
Track Length 2.4332mi.
Total Laps 132
Total Distance Covered 321.1942mi.

Session Fastest Lap History

NO	CL	NAME	LAP TIME	TIME OF DAY	LAP	VEHICLE
26		Glynn DAVIES	1:38.516	17:04:47.467	2	Suzuki SV650
184		David TWYFORD	1:38.043	17:08:05.424	4	Suzuki SV650

Session Leader History

NO	CL	NAME	FROM LAP	LAPS LED	DISTANCE	VEHICLE
26		Glynn DAVIES	1	4	9.73 miles	Suzuki SV650
184		David TWYFORD	5	1	2.43 miles	Suzuki SV650
26		Glynn DAVIES	6	1	2.43 miles	Suzuki SV650

Flag History

TYPE	TIME OF DAY
GREEN	17:01:25.260
FINISH	17:11:22.732

Flag Statistics

TYPE	COUNT	TOTAL LAPS	TOTAL TIME
Green	1	6	11:50.392
Red	0	0	0.000
Safety Car	0	0	0.000
FCY	0	0	0.000

BMCRC - MRO Championships 2022 - Rnd 6 @ Brands Hatch GP

MRO Minitwins & Rookie Minitwins

RACE 15 - STATISTICS

CLASS :

19 Starters

Fastest Lap History

NO	NAME	LAP TIME	TIME OF DAY	LAP	VEHICLE
26	Glynn DAVIES	1:38.516	17:04:47.467	2	Suzuki SV650
184	David TWYFORD	1:38.043	17:08:05.424	4	Suzuki SV650

Leader History

NO	NAME	FROM LAP	LAPS LED	DISTANCE	VEHICLE
26	Glynn DAVIES	1	4	9.73 miles	Suzuki SV650
184	David TWYFORD	5	1	2.43 miles	Suzuki SV650
26	Glynn DAVIES	6	1	2.43 miles	Suzuki SV650

BMCRC - MRO Championships 2022 - Rnd 6 @ Brands Hatch GP

MRO Minitwins & Rookie Minitwins

RACE 15 - STATISTICS

CLASS : RMT

5 Starters

Fastest Lap History

NO	NAME	LAP TIME	TIME OF DAY	LAP	VEHICLE
627	Aaron MONK	1:45.251	17:05:02.198	2	Suzuki SV650
199	Roger PARKES	1:45.227	17:05:02.973	2	Suzuki SV650
627	Aaron MONK	1:44.642	17:06:46.839	3	Suzuki SV650
627	Aaron MONK	1:43.905	17:08:30.744	4	Suzuki SV650

Leader History

NO	NAME	FROM LAP	LAPS LED	DISTANCE	VEHICLE
627	Aaron MONK	1	6	14.59 miles	Suzuki SV650

BMCRC - MRO Championships 2022 - Rnd 6 @ Brands Hatch GP



MRO Minitwins & Rookie Minitwins

RACE 5 - GRID (7 Laps)

ROW 9	27	78 Tim FRAMPTON	26	116 Gareth FAITH	25	138 Craig JARMIN
ROW 8	24	51 Andrew DURANT	23	1:48.905 47 Tristan BOHANAN	22	1:48.729 70 Colin HALL
ROW 7	21	1:48.449 52 Stephen BAYLEY	20	1:48.387 45 Terence QUINCE	19	1:47.871 18 Stephen LANE
ROW 6	18	1:47.232 744 Gary ANDERSON	17	1:45.925 561 David LESLIE	16	1:45.800 16 James BUCHANAN
ROW 5	15	1:45.227 199 Roger PARKES	14	1:44.605 99 Lee ELLIS	13	1:44.574 258 Ande FRIEND
ROW 4	12	63 Stephen PERFITT	11	1:44.200 71 Colin CLUNE	10	1:43.905 627 Aaron MONK
ROW 3	9	1:43.186 81 Malvern MAY	8	1:42.526 35 Tyler WALSH	7	1:41.563 97 Alex MANN
ROW 2	6	1:41.436 166 Nik BAKER	5	1:41.352 19 Kevin LILLEY	4	1:41.104 6 Martin COOPER
ROW 1	3	1:40.897 79 James O'MARA	2	1:38.516 26 Glynn DAVIES	1	1:38.043 184 David TWYFORD
Pole						

Brands Hatch GP: 2.4332 miles

These results are provisional until the conclusion of any judicial and technical matters.

Clerk Of Course :	Stewards :	Timekeeper : <i>Craig Smith</i>
-------------------	------------	------------------------------------

Results can be found at www.tsl-timing.com

Printed - 17:18 Saturday, 16 July 2022



BMCRC - MRO Championships 2022 - Rnd 6 @ Brands Hatch GP



MRO Minitwins & Rookie Minitwins

RACE 5 - CLASSIFICATION

POS	NO	CL	PIC NAME	ENTRY	LAPS	TIME	GAP	DIFF	MPH	BEST	ON
1	26		1 Glynn DAVIES	Suzuki SV650 -	7	11:33.265			88.44	1:37.993	7
2	184		2 David TWYFORD	Suzuki SV650 - MHP, IMP Racing	7	11:38.274	5.009	5.009	87.81	1:38.264	5
3	79		3 James O'MARA	Suzuki SV650 - BRP Machining Ltd	7	11:53.396	20.131	15.122	85.95	1:40.117	5
4	97		4 Alex MANN	Suzuki SV650 - Michael Jones Jewellers,Esprit Grou	7	11:53.441	20.176	0.045	85.94	1:40.227	6
5	19		5 Kevin LILLEY	Suzuki SV650 - Trafalgar Cleaning Eqpt. / Steve Jorr	7	11:53.686	20.421	0.245	85.91	1:40.639	5
6	35		6 Tyler WALSH	Suzuki SV650 - KDR Powerlines	7	11:54.457	21.192	0.771	85.82	1:40.699	6
7	6		7 Martin COOPER	Suzuki SV 650 -	7	11:56.070	22.805	1.613	85.63	1:41.428	5
8	627	RMT	1 Aaron MONK	Suzuki SV650 - flyaspitfire.co.uk	7	12:08.049	34.784	11.979	84.22	1:42.125	6
9	166		8 Nik BAKER	Suzuki SV650 - K66, DMR customs	7	12:08.071	34.806	0.022	84.22	1:43.045	3
10	258		9 Ande FRIEND	Suzuki SV650 - Flying colours Motorcycle Training	7	12:14.909	41.644	6.838	83.43	1:43.525	4
11	81		10 Malvern MAY	Suzuki SV650 - IMP racing	7	12:15.493	42.228	0.584	83.37	1:43.308	6
12	63		11 Stephen PERFITT	Suzuki SV650 - PKP Services Ltd	7	12:16.143	42.878	0.650	83.29	1:41.356	3
13	16		12 James BUCHANAN	Ducati MONSTER - Bluemotion racing	7	12:21.991	48.726	5.848	82.64	1:43.701	6
14	71		13 Colin CLUNE	Suzuki SV650 -	7	12:22.567	49.302	0.576	82.57	1:43.969	3
15	561		14 David LESLIE	Suzuki SV650 -	7	12:23.094	49.829	0.527	82.51	1:44.123	3
16	99		15 Lee ELLIS	Suzuki SV650 - ATP Motorsport	7	12:24.237	50.972	1.143	82.39	1:43.890	7
17	199	RMT	2 Roger PARKES	Suzuki SV650 - Simply Owners Ltd	7	12:35.285	1:02.020	11.048	81.18	1:45.949	7
18	744	RMT	3 Gary ANDERSON	Suzuki SV650 - A&M MOT Services. Guildford	7	12:35.860	1:02.595	0.575	81.12	1:45.681	2
19	70		16 Colin HALL	Suzuki SV650 -	7	12:46.758	1:13.493	10.898	79.97	1:46.145	4
20	18		17 Stephen LANE	Suzuki SV650 -	7	12:47.411	1:14.146	0.653	79.90	1:48.065	6
21	47		18 Tristan BOHANAN	Suzuki SV650 - Myself	7	12:49.060	1:15.795	1.649	79.73	1:48.110	6
22	45	RMT	4 Terence QUINCE	Suzuki SV650 - K&Q	7	12:54.679	1:21.414	5.619	79.15	1:47.840	6

NOT CLASSIFIED

DNF	52	RMT	Stephen BAYLEY	Suzuki SV650 - Mander Organ Builders	6	10:54.729	1 Lap	1 Lap	80.27	1:46.859	4
DNF	51		Andrew DURANT	Suzuki SV650 -	1	2:00.133	6 Laps	5 Laps	72.91		

FASTEST LAP

	26		Glynn DAVIES	Suzuki SV650 -	7	1:37.993			89.39 mph	143.86 kph	
	627	RMT	Aaron MONK	Suzuki SV650 - flyaspitfire.co.uk	6	1:42.125			85.77 mph	138.04 kph	

Class - 92.5% of Race Speed = 81.80 mph
 Class RMT - 92.5% of Race Speed = 77.90 mph

Weather / Track : Sunny / Dry

These results are provisional until the conclusion of any judicial and technical matters.

Race Distance: 7 Laps / 17.03 miles

Brands Hatch GP: 2.4332 miles

Date: 17/07/2022 Start: 11:54 Finish: 12:06

Clerk Of Course :	Stewards :	Timekeeper : <i>Craig Smith</i>
-------------------	------------	------------------------------------

Results can be found at www.tsl-timing.com

Printed - 12:07 Sunday, 17 July 2022



BMCRC - MRO Championships 2022 - Rnd 6 @ Brands Hatch GP

MRO Minitwins & Rookie Minitwins

RACE 5 - LAP CHART

LAP 1 @ 11:56:19.773

NO	BEHIND	LAP TIME
184		1:43.285
26	0.040	1:43.325
6	2.138	1:45.423
97	3.592	1:46.877
19	4.500	1:47.785
35	4.542	1:47.827
166	4.654	1:47.939
79	4.901	1:48.186
63	5.061	1:48.346
258	6.634	1:49.919
627	8.154	1:51.439
99	8.358	1:51.643
81	9.592	1:52.877
71	9.917	1:53.202
16	10.111	1:53.396
561	10.396	1:53.681
199	10.975	1:54.260
70	12.610	1:55.895
744	12.684	1:55.969
52	13.477	1:56.762
45	13.671	1:56.956
18	13.886	1:57.171
47	14.085	1:57.370
51	16.848	2:00.133

LAP 2 @ 11:57:58.508

NO	BEHIND	LAP TIME
184		1:38.735
26	0.027	1:38.722
6	5.027	1:41.624
97	5.311	1:40.454
19	6.680	1:40.915
79	6.987	1:40.821
35	7.110	1:41.303
63	7.732	1:41.406
166	9.074	1:43.155
258	12.423	1:44.524
627	12.485	1:43.066
81	15.187	1:44.330
99	15.839	1:46.216
71	15.963	1:44.781
561	16.632	1:44.971
16	16.673	1:45.297
199	18.729	1:46.489
744	19.630	1:45.681
70	21.722	1:47.847
52	24.088	1:49.346
18	24.422	1:49.271
45	24.996	1:50.060
47	25.503	1:50.153

LAP 3 @ 11:59:36.878

NO	BEHIND	LAP TIME
26		1:38.343
184	0.087	1:38.457
6	9.261	1:42.604
97	9.471	1:42.530
19	9.548	1:41.238
79	9.709	1:41.092
35	9.732	1:40.992
63	10.718	1:41.356
166	13.749	1:43.045

627	17.002	1:42.887
258	18.105	1:44.052
81	20.287	1:43.470
71	21.562	1:43.969
561	22.385	1:44.123
99	23.720	1:46.251
16	23.955	1:45.652
199	27.571	1:47.212
744	28.258	1:46.998
70	30.235	1:46.883
52	32.877	1:47.159
18	34.348	1:48.296
45	34.690	1:48.064
47	35.543	1:48.410

LAP 4 @ 12:01:15.246

NO	BEHIND	LAP TIME
26		1:38.368
184	0.428	1:38.709
6	12.682	1:41.789
79	12.791	1:41.450
19	12.796	1:41.616
97	13.255	1:42.152
35	13.350	1:41.986
63	13.924	1:41.574
166	19.267	1:43.886
627	21.406	1:42.772
258	23.262	1:43.525
81	25.643	1:43.724
71	28.022	1:44.828
561	30.061	1:46.044
16	30.572	1:44.985
99	30.835	1:45.483
199	36.478	1:47.275
744	37.201	1:47.311
70	38.012	1:46.145
52	41.368	1:46.859
18	44.358	1:48.378
45	44.871	1:48.549
47	45.310	1:48.135

LAP 5 @ 12:02:53.578

NO	BEHIND	LAP TIME
26		1:38.332
184	0.360	1:38.264
79	14.576	1:40.117
19	15.103	1:40.639
97	15.661	1:40.738
6	15.778	1:41.428
35	15.950	1:40.932
63	17.987	1:42.395
166	24.427	1:43.492
627	26.065	1:42.991
258	29.039	1:44.109
81	31.467	1:44.156
71	34.960	1:45.270
16	36.900	1:44.660
561	36.972	1:45.243
99	38.853	1:46.350
199	45.136	1:46.990
744	46.033	1:47.164
70	46.481	1:46.801
52	50.256	1:47.220
18	54.191	1:48.165
45	54.986	1:48.447

47	55.344	1:48.366
----	--------	----------

LAP 6 @ 12:04:31.760

NO	BEHIND	LAP TIME
26		1:38.182
184	0.683	1:38.505
79	17.436	1:41.042
19	17.624	1:40.703
97	17.706	1:40.227
35	18.467	1:40.699
6	19.153	1:41.557
63	29.101	1:49.296
166	29.472	1:43.227
627	30.008	1:42.125
258	35.388	1:44.531
81	36.593	1:43.308
71	41.669	1:44.891
16	42.419	1:43.701
561	43.089	1:44.299
99	45.075	1:44.404
199	54.064	1:47.110
744	54.161	1:46.310
52	59.457	1:47.383
70	1:03.664	1:55.365
18	1:04.074	1:48.065
45	1:04.644	1:47.840
47	1:05.272	1:48.110

LAP 7 @ 12:06:09.753

NO	BEHIND	LAP TIME
26		1:37.993
184	5.009	1:42.319
79	20.131	1:40.688
97	20.176	1:40.463
19	20.421	1:40.790
35	21.192	1:40.718
6	22.805	1:41.645
627	34.784	1:42.769
166	34.806	1:43.327
258	41.644	1:44.249
81	42.228	1:43.628
63	42.878	1:51.770
16	48.726	1:44.300
71	49.302	1:45.626
561	49.829	1:44.733
99	50.972	1:43.890
199	1:02.020	1:45.949
744	1:02.595	1:46.427
70	1:13.493	1:47.822
18	1:14.146	1:48.065
47	1:15.795	1:48.516
45	1:21.414	1:54.763

BMCRC - MRO Championships 2022 - Rnd 6 @ Brands Hatch GP

MRO Minitwins & Rookie Minitwins

RACE 5 - SECTOR ANALYSIS



SECTOR 1 = FL to I1, SECTOR 2 = I1 to I2, SECTOR 3 = I2 to FL, DIFF = Difference To Personal Best Lap, P = Crossed Finish Line in Pit Lane, D = Time Disallowed

P1 26		Glynn DAVIES		Suzuki SV650 -			
IDEAL LAP TIME : 1:37.807		BEST LAP TIME : 1:37.993		DIFFERENCE : 0.186			
LAP	SECTOR 1	SECTOR 2	SECTOR 3	LAP TIME	MPH	DIFF	TIME OF DAY
1 -		44.212	23.655	1:43.325	84.77	5.332	11:56:19.813
2 -	31.013	44.086	23.623	1:38.722	88.73	0.729	11:57:58.535
3 -	30.727	44.006	23.610	1:38.343	89.07	0.350	11:59:36.878
4 -	30.799	43.938	23.631	1:38.368	89.05	0.375	12:01:15.246
5 -	30.787	44.141	23.404	1:38.332 (3)	89.08	0.339	12:02:53.578
6 -	30.738	43.912	23.532	1:38.182 (2)	89.22	0.189	12:04:31.760
7 -	30.676	43.727	23.590	1:37.993 (1)	89.39		12:06:09.753

P2 184		David TWYFORD		Suzuki SV650 - MHP, IMP Racing			
IDEAL LAP TIME : 1:38.075		BEST LAP TIME : 1:38.264		DIFFERENCE : 0.189			
LAP	SECTOR 1	SECTOR 2	SECTOR 3	LAP TIME	MPH	DIFF	TIME OF DAY
1 -		44.188	23.329	1:43.285	84.81	5.021	11:56:19.773
2 -	30.829	44.510	23.396	1:38.735	88.72	0.471	11:57:58.508
3 -	30.955	43.976	23.526	1:38.457 (2)	88.97	0.193	11:59:36.965
4 -	31.113	44.074	23.522	1:38.709	88.74	0.445	12:01:15.674
5 -	30.781	44.096	23.387	1:38.264 (1)	89.14		12:02:53.938
6 -	30.770	44.038	23.697	1:38.505 (3)	88.92	0.241	12:04:32.443
7 -	31.092	44.156	27.071	1:42.319	85.61	4.055	12:06:14.762

P3 79		James O'MARA		Suzuki SV650 - BRP Machining Ltd			
IDEAL LAP TIME : 1:40.043		BEST LAP TIME : 1:40.117		DIFFERENCE : 0.074			
LAP	SECTOR 1	SECTOR 2	SECTOR 3	LAP TIME	MPH	DIFF	TIME OF DAY
1 -		45.725	24.472	1:48.186	80.96	8.069	11:56:24.674
2 -	31.755	45.094	23.972	1:40.821 (3)	86.88	0.704	11:58:05.495
3 -	31.386	45.220	24.486	1:41.092	86.65	0.975	11:59:46.587
4 -	32.121	45.260	24.069	1:41.450	86.34	1.333	12:01:28.037
5 -	31.460	44.706	23.951	1:40.117 (1)	87.49		12:03:08.154
6 -	31.718	45.039	24.285	1:41.042	86.69	0.925	12:04:49.196
7 -	31.722	44.881	24.085	1:40.688 (2)	86.99	0.571	12:06:29.884

P4 97		Alex MANN		Suzuki SV650 - Michael Jones Jewellers, Esprit Group, TT50 cars			
IDEAL LAP TIME : 1:39.872		BEST LAP TIME : 1:40.227		DIFFERENCE : 0.355			
LAP	SECTOR 1	SECTOR 2	SECTOR 3	LAP TIME	MPH	DIFF	TIME OF DAY
1 -		45.373	24.249	1:46.877	81.96	6.650	11:56:23.365
2 -	31.264	44.826	24.364	1:40.454 (2)	87.20	0.227	11:58:03.819
3 -	32.105	45.907	24.518	1:42.530	85.43	2.303	11:59:46.349
4 -	32.561	45.265	24.326	1:42.152	85.75	1.925	12:01:28.501
5 -	31.639	44.952	24.147	1:40.738	86.95	0.511	12:03:09.239
6 -	31.213	44.947	24.067	1:40.227 (1)	87.40		12:04:49.466
7 -	31.602	45.028	23.833	1:40.463 (3)	87.19	0.236	12:06:29.929

P5 19		Kevin LILLEY		Suzuki SV650 - Trafalgar Cleaning Eqpt. / Steve Jordan Motorcy			
IDEAL LAP TIME : 1:40.033		BEST LAP TIME : 1:40.639		DIFFERENCE : 0.606			
LAP	SECTOR 1	SECTOR 2	SECTOR 3	LAP TIME	MPH	DIFF	TIME OF DAY
1 -		45.674	24.216	1:47.785	81.27	7.146	11:56:24.273
2 -	31.471	45.338	24.106	1:40.915	86.80	0.276	11:58:05.188
3 -	31.445	45.354	24.439	1:41.238	86.52	0.599	11:59:46.426
4 -	31.975	45.541	24.100	1:41.616	86.20	0.977	12:01:28.042
5 -	31.243	45.299	24.097	1:40.639 (1)	87.04		12:03:08.681
6 -	31.483	45.050	24.170	1:40.703 (2)	86.98	0.064	12:04:49.384
7 -	31.635	45.415	23.740	1:40.790 (3)	86.91	0.151	12:06:30.174

BMCRC - MRO Championships 2022 - Rnd 6 @ Brands Hatch GP

MRO Minitwins & Rookie Minitwins

RACE 5 - SECTOR ANALYSIS



SECTOR 1 = FL to I1, SECTOR 2 = I1 to I2, SECTOR 3 = I2 to FL, DIFF = Difference To Personal Best Lap, P = Crossed Finish Line in Pit Lane, D = Time Disallowed

P6 35		Tyler WALSH		Suzuki SV650 - KDR Powerlines			
IDEAL LAP TIME : 1:40.350		BEST LAP TIME : 1:40.699		DIFFERENCE : 0.349			
LAP	SECTOR 1	SECTOR 2	SECTOR 3	LAP TIME	MPH	DIFF	TIME OF DAY
1 -		45.321	24.272	1:47.827	81.23	7.128	11:56:24.315
2 -	31.898	45.424	23.981	1:41.303	86.47	0.604	11:58:05.618
3 -	31.454	45.246	24.292	1:40.992	86.73	0.293	11:59:46.610
4 -	32.559	45.275	24.152	1:41.986	85.89	1.287	12:01:28.596
5 -	31.862	44.915	24.155	1:40.932 (3)	86.78	0.233	12:03:09.528
6 -	31.676	44.946	24.077	1:40.699 (1)	86.99		12:04:50.227
7 -	31.680	44.999	24.039	1:40.718 (2)	86.97	0.019	12:06:30.945

P7 6		Martin COOPER		Suzuki SV 650 -			
IDEAL LAP TIME : 1:40.913		BEST LAP TIME : 1:41.428		DIFFERENCE : 0.515			
LAP	SECTOR 1	SECTOR 2	SECTOR 3	LAP TIME	MPH	DIFF	TIME OF DAY
1 -		44.820	24.106	1:45.423	83.09	3.995	11:56:21.911
2 -	31.989	45.246	24.389	1:41.624 (3)	86.19	0.196	11:58:03.535
3 -	32.292	45.791	24.521	1:42.604	85.37	1.176	11:59:46.139
4 -	32.406	45.185	24.198	1:41.789	86.05	0.361	12:01:27.928
5 -	32.129	45.014	24.285	1:41.428 (1)	86.36		12:03:09.356
6 -	32.186	45.184	24.187	1:41.557 (2)	86.25	0.129	12:04:50.913
7 -	31.987	45.330	24.328	1:41.645	86.18	0.217	12:06:32.558

P8 627 RMT		Aaron MONK		Suzuki SV650 - flyaspitfire.co.uk			
IDEAL LAP TIME : 1:42.125		BEST LAP TIME : 1:42.125		DIFFERENCE : 0.000			
LAP	SECTOR 1	SECTOR 2	SECTOR 3	LAP TIME	MPH	DIFF	TIME OF DAY
1 -		47.019	24.876	1:51.439	78.60	9.314	11:56:27.927
2 -	32.312	46.335	24.419	1:43.066	84.99	0.941	11:58:10.993
3 -	32.452	45.860	24.575	1:42.887	85.14	0.762	11:59:53.880
4 -	32.487	45.868	24.417	1:42.772 (3)	85.23	0.647	12:01:36.652
5 -	32.316	46.239	24.436	1:42.991	85.05	0.866	12:03:19.643
6 -	32.278	45.586	24.261	1:42.125 (1)	85.77		12:05:01.768
7 -	32.409	46.032	24.328	1:42.769 (2)	85.23	0.644	12:06:44.537

P9 166		Nik BAKER		Suzuki SV650 - K66, DMR customs			
IDEAL LAP TIME : 1:42.351		BEST LAP TIME : 1:43.045		DIFFERENCE : 0.694			
LAP	SECTOR 1	SECTOR 2	SECTOR 3	LAP TIME	MPH	DIFF	TIME OF DAY
1 -		45.474	24.642	1:47.939	81.15	4.894	11:56:24.427
2 -	32.778	45.714	24.663	1:43.155 (2)	84.91	0.110	11:58:07.582
3 -	32.235	46.106	24.704	1:43.045 (1)	85.00		11:59:50.627
4 -	32.345	46.457	25.084	1:43.886	84.32	0.841	12:01:34.513
5 -	32.495	46.117	24.880	1:43.492	84.64	0.447	12:03:18.005
6 -	32.398	45.988	24.841	1:43.227 (3)	84.85	0.182	12:05:01.232
7 -	32.818	45.853	24.656	1:43.327	84.77	0.282	12:06:44.559

P10 258		Ande FRIEND		Suzuki SV650 - Flying colours Motorcycle Training			
IDEAL LAP TIME : 1:43.381		BEST LAP TIME : 1:43.525		DIFFERENCE : 0.144			
LAP	SECTOR 1	SECTOR 2	SECTOR 3	LAP TIME	MPH	DIFF	TIME OF DAY
1 -		46.323	24.671	1:49.919	79.69	6.394	11:56:26.407
2 -	32.887	46.725	24.912	1:44.524	83.80	0.999	11:58:10.931
3 -	32.987	46.300	24.765	1:44.052 (2)	84.18	0.527	11:59:54.983
4 -	32.471	46.444	24.610	1:43.525 (1)	84.61		12:01:38.508
5 -	32.542	46.612	24.955	1:44.109 (3)	84.14	0.584	12:03:22.617
6 -	32.812	46.770	24.949	1:44.531	83.80	1.006	12:05:07.148
7 -	33.023	46.493	24.733	1:44.249	84.02	0.724	12:06:51.397

BMCRC - MRO Championships 2022 - Rnd 6 @ Brands Hatch GP

MRO Minitwins & Rookie Minitwins

RACE 5 - SECTOR ANALYSIS



SECTOR 1 = FL to I1, SECTOR 2 = I1 to I2, SECTOR 3 = I2 to FL, DIFF = Difference To Personal Best Lap, P = Crossed Finish Line in Pit Lane, D = Time Disallowed

P11 81		Malvern MAY		Suzuki SV650 - IMP racing			
IDEAL LAP TIME : 1:43.042		BEST LAP TIME : 1:43.308		DIFFERENCE : 0.266			
LAP	SECTOR 1	SECTOR 2	SECTOR 3	LAP TIME	MPH	DIFF	TIME OF DAY
1 -		47.610	24.906	1:52.877	77.60	9.569	11:56:29.365
2 -	32.411	47.292	24.627	1:44.330	83.96	1.022	11:58:13.695
3 -	32.516	46.186	24.768	1:43.470 (2)	84.66	0.162	11:59:57.165
4 -	32.561	46.308	24.855	1:43.724	84.45	0.416	12:01:40.889
5 -	32.712	46.633	24.811	1:44.156	84.10	0.848	12:03:25.045
6 -	32.294	46.233	24.781	1:43.308 (1)	84.79		12:05:08.353
7 -	32.229	46.355	25.044	1:43.628 (3)	84.53	0.320	12:06:51.981

P12 63		Stephen PERFITT		Suzuki SV650 - PKP Services Ltd			
IDEAL LAP TIME : 1:40.976		BEST LAP TIME : 1:41.356		DIFFERENCE : 0.380			
LAP	SECTOR 1	SECTOR 2	SECTOR 3	LAP TIME	MPH	DIFF	TIME OF DAY
1 -		45.500	24.419	1:48.346	80.85	6.990	11:56:24.834
2 -	32.012	45.186	24.208	1:41.406 (2)	86.38	0.050	11:58:06.240
3 -	31.582	45.383	24.391	1:41.356 (1)	86.42		11:59:47.596
4 -	31.871	45.326	24.377	1:41.574 (3)	86.24	0.218	12:01:29.170
5 -	31.793	45.663	24.939	1:42.395	85.54	1.039	12:03:11.565
6 -	33.132	49.256	26.908	1:49.296	80.14	7.940	12:05:00.861
7 -	34.354	50.235	27.181	1:51.770	78.37	10.414	12:06:52.631

P13 16		James BUCHANAN		Ducati MONSTER - Bluemotion racing			
IDEAL LAP TIME : 1:43.644		BEST LAP TIME : 1:43.701		DIFFERENCE : 0.057			
LAP	SECTOR 1	SECTOR 2	SECTOR 3	LAP TIME	MPH	DIFF	TIME OF DAY
1 -		47.779	25.358	1:53.396	77.24	9.695	11:56:29.884
2 -	32.995	47.302	25.000	1:45.297	83.19	1.596	11:58:15.181
3 -	33.451	47.161	25.040	1:45.652	82.91	1.951	12:00:00.833
4 -	32.984	47.076	24.925	1:44.985	83.43	1.284	12:01:45.818
5 -	32.689	47.154	24.817	1:44.660 (3)	83.69	0.959	12:03:30.478
6 -	32.597	46.407	24.697	1:43.701 (1)	84.47		12:05:14.179
7 -	32.648	47.012	24.640	1:44.300 (2)	83.98	0.599	12:06:58.479

P14 71		Colin CLUNE		Suzuki SV650 -			
IDEAL LAP TIME : 1:43.402		BEST LAP TIME : 1:43.969		DIFFERENCE : 0.567			
LAP	SECTOR 1	SECTOR 2	SECTOR 3	LAP TIME	MPH	DIFF	TIME OF DAY
1 -		47.513	24.921	1:53.202	77.38	9.233	11:56:29.690
2 -	32.395	47.386	25.000	1:44.781 (2)	83.60	0.812	11:58:14.471
3 -	32.715	46.256	24.998	1:43.969 (1)	84.25		11:59:58.440
4 -	32.967	46.862	24.999	1:44.828 (3)	83.56	0.859	12:01:43.268
5 -	33.075	47.171	25.024	1:45.270	83.21	1.301	12:03:28.538
6 -	32.844	46.974	25.073	1:44.891	83.51	0.922	12:05:13.429
7 -	33.447	47.428	24.751	1:45.626	82.93	1.657	12:06:59.055

P15 561		David LESLIE		Suzuki SV650 -			
IDEAL LAP TIME : 1:43.914		BEST LAP TIME : 1:44.123		DIFFERENCE : 0.209			
LAP	SECTOR 1	SECTOR 2	SECTOR 3	LAP TIME	MPH	DIFF	TIME OF DAY
1 -		47.935	24.658	1:53.681	77.05	9.558	11:56:30.169
2 -	33.179	47.283	24.509	1:44.971	83.45	0.848	11:58:15.140
3 -	32.773	46.816	24.534	1:44.123 (1)	84.12		11:59:59.263
4 -	33.379	47.632	25.033	1:46.044	82.60	1.921	12:01:45.307
5 -	33.117	47.473	24.653	1:45.243	83.23	1.120	12:03:30.550
6 -	32.944	46.716	24.639	1:44.299 (2)	83.98	0.176	12:05:14.849
7 -	33.065	47.243	24.425	1:44.733 (3)	83.63	0.610	12:06:59.582

BMCRC - MRO Championships 2022 - Rnd 6 @ Brands Hatch GP

MRO Minitwins & Rookie Minitwins

RACE 5 - SECTOR ANALYSIS



SECTOR 1 = FL to I1, SECTOR 2 = I1 to I2, SECTOR 3 = I2 to FL, DIFF = Difference To Personal Best Lap, P = Crossed Finish Line in Pit Lane, D = Time Disallowed

P16 99		Lee ELLIS		Suzuki SV650 - ATP Motorsport			
IDEAL LAP TIME : 1:43.818		BEST LAP TIME : 1:43.890		DIFFERENCE : 0.072			
LAP	SECTOR 1	SECTOR 2	SECTOR 3	LAP TIME	MPH	DIFF	TIME OF DAY
1 -		46.837	25.424	1:51.643	78.46	7.753	11:56:28.131
2 -	33.559	47.733	24.924	1:46.216	82.47	2.326	11:58:14.347
3 -	33.737	47.563	24.951	1:46.251	82.44	2.361	12:00:00.598
4 -	33.470	47.414	24.599	1:45.483 (3)	83.04	1.593	12:01:46.081
5 -	33.193	47.868	25.289	1:46.350	82.36	2.460	12:03:32.431
6 -	33.005	46.586	24.813	1:44.404 (2)	83.90	0.514	12:05:16.835
7 -	33.077	46.339	24.474	1:43.890 (1)	84.31		12:07:00.725

P17 199 RMT		Roger PARKES		Suzuki SV650 - Simply Owners Ltd			
IDEAL LAP TIME : 1:45.871		BEST LAP TIME : 1:45.949		DIFFERENCE : 0.078			
LAP	SECTOR 1	SECTOR 2	SECTOR 3	LAP TIME	MPH	DIFF	TIME OF DAY
1 -		48.388	25.312	1:54.260	76.66	8.311	11:56:30.748
2 -	33.794	47.465	25.230	1:46.489 (2)	82.26	0.540	11:58:17.237
3 -	34.129	47.999	25.084	1:47.212	81.70	1.263	12:00:04.449
4 -	34.223	48.013	25.039	1:47.275	81.65	1.326	12:01:51.724
5 -	33.526	47.945	25.519	1:46.990 (3)	81.87	1.041	12:03:38.714
6 -	34.040	47.729	25.341	1:47.110	81.78	1.161	12:05:25.824
7 -	33.603	47.306	25.040	1:45.949 (1)	82.67		12:07:11.773

P18 744 RMT		Gary ANDERSON		Suzuki SV650 - A&M MOT Services. Guildford			
IDEAL LAP TIME : 1:45.536		BEST LAP TIME : 1:45.681		DIFFERENCE : 0.145			
LAP	SECTOR 1	SECTOR 2	SECTOR 3	LAP TIME	MPH	DIFF	TIME OF DAY
1 -		48.250	25.889	1:55.969	75.53	10.288	11:56:32.457
2 -	33.235	47.262	25.184	1:45.681 (1)	82.88		11:58:18.138
3 -	33.596	48.279	25.123	1:46.998	81.86	1.317	12:00:05.136
4 -	33.987	48.237	25.087	1:47.311	81.63	1.630	12:01:52.447
5 -	33.830	48.285	25.049	1:47.164	81.74	1.483	12:03:39.611
6 -	33.536	47.735	25.039	1:46.310 (2)	82.39	0.629	12:05:25.921
7 -	33.691	47.572	25.164	1:46.427 (3)	82.30	0.746	12:07:12.348

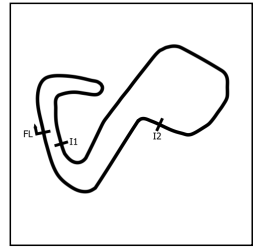
P19 70		Colin HALL		Suzuki SV650 -			
IDEAL LAP TIME : 1:45.994		BEST LAP TIME : 1:46.145		DIFFERENCE : 0.151			
LAP	SECTOR 1	SECTOR 2	SECTOR 3	LAP TIME	MPH	DIFF	TIME OF DAY
1 -		48.409	25.939	1:55.895	75.58	9.750	11:56:32.383
2 -	34.328	47.912	25.607	1:47.847	81.22	1.702	11:58:20.230
3 -	33.433	48.131	25.319	1:46.883 (3)	81.95	0.738	12:00:07.113
4 -	33.440	47.565	25.140	1:46.145 (1)	82.52		12:01:53.258
5 -	33.289	48.212	25.300	1:46.801 (2)	82.02	0.656	12:03:40.059
6 -	33.532	56.379	25.454	1:55.365	75.93	9.220	12:05:35.424
7 -	33.894	48.145	25.783	1:47.822	81.24	1.677	12:07:23.246

P20 18		Stephen LANE		Suzuki SV650 -			
IDEAL LAP TIME : 1:47.255		BEST LAP TIME : 1:48.065		DIFFERENCE : 0.810			
LAP	SECTOR 1	SECTOR 2	SECTOR 3	LAP TIME	MPH	DIFF	TIME OF DAY
1 -		49.284	25.534	1:57.171	74.76	9.106	11:56:33.659
2 -	34.361	49.128	25.782	1:49.271	80.16	1.206	11:58:22.930
3 -	34.232	48.586	25.478	1:48.296	80.88	0.231	12:00:11.226
4 -	34.176	48.508	25.694	1:48.378	80.82	0.313	12:01:59.604
5 -	33.846	48.523	25.796	1:48.165 (3)	80.98	0.100	12:03:47.769
6 -	33.982	49.033	25.050	1:48.065 (1)	81.06		12:05:35.834
7 -	34.344	48.359	25.362	1:48.065 (1)	81.06		12:07:23.899

BMCRC - MRO Championships 2022 - Rnd 6 @ Brands Hatch GP

MRO Minitwins & Rookie Minitwins

RACE 5 - SECTOR ANALYSIS



SECTOR 1 = FL to I1, SECTOR 2 = I1 to I2, SECTOR 3 = I2 to FL, DIFF = Difference To Personal Best Lap, P = Crossed Finish Line in Pit Lane, D = Time Disallowed

P21 47		Tristan BOHANAN		Suzuki SV650 - Myself			
IDEAL LAP TIME : 1:47.937		BEST LAP TIME : 1:48.110		DIFFERENCE : 0.173			
LAP	SECTOR 1	SECTOR 2	SECTOR 3	LAP TIME	MPH	DIFF	TIME OF DAY
1 -		49.088	25.440	1:57.370	74.63	9.260	11:56:33.858
2 -	34.348	49.835	25.970	1:50.153	79.52	2.043	11:58:24.011
3 -	34.086	48.875	25.449	1:48.410	80.80	0.300	12:00:12.421
4 -	33.888	48.755	25.492	1:48.135 (2)	81.00	0.025	12:02:00.556
5 -	34.009	48.756	25.601	1:48.366 (3)	80.83	0.256	12:03:48.922
6 -	33.782	48.832	25.496	1:48.110 (1)	81.02		12:05:37.032
7 -	34.065	48.715	25.736	1:48.516	80.72	0.406	12:07:25.548

P22 45 RMT		Terence QUINCE		Suzuki SV650 - K&Q			
IDEAL LAP TIME : 1:47.585		BEST LAP TIME : 1:47.840		DIFFERENCE : 0.255			
LAP	SECTOR 1	SECTOR 2	SECTOR 3	LAP TIME	MPH	DIFF	TIME OF DAY
1 -		49.849	25.605	1:56.956	74.89	9.116	11:56:33.444
2 -	34.144	50.287	25.629	1:50.060	79.59	2.220	11:58:23.504
3 -	34.418	48.415	25.231	1:48.064 (2)	81.06	0.224	12:00:11.568
4 -	34.379	48.814	25.356	1:48.549	80.69	0.709	12:02:00.117
5 -	34.283	48.476	25.688	1:48.447 (3)	80.77	0.607	12:03:48.564
6 -	33.939	48.545	25.356	1:47.840 (1)	81.22		12:05:36.404
7 -	35.542	51.076	28.145	1:54.763	76.32	6.923	12:07:31.167

P23 52 RMT		Stephen BAYLEY		Suzuki SV650 - Mander Organ Builders			
IDEAL LAP TIME : 1:46.267		BEST LAP TIME : 1:46.859		DIFFERENCE : 0.592			
LAP	SECTOR 1	SECTOR 2	SECTOR 3	LAP TIME	MPH	DIFF	TIME OF DAY
1 -		49.000	25.736	1:56.762	75.02	9.903	11:56:33.250
2 -	34.447	49.126	25.773	1:49.346	80.11	2.487	11:58:22.596
3 -	33.582	48.034	25.543	1:47.159 (2)	81.74	0.300	12:00:09.755
4 -	33.310	47.614	25.935	1:46.859 (1)	81.97		12:01:56.614
5 -	33.561	48.290	25.369	1:47.220 (3)	81.69	0.361	12:03:43.834
6 -	33.531	48.509	25.343	1:47.383	81.57	0.524	12:05:31.217

P24 51		Andrew DURANT		Suzuki SV650 -			
IDEAL LAP TIME : 1:53.325		BEST LAP TIME :		DIFFERENCE :			
LAP	SECTOR 1	SECTOR 2	SECTOR 3	LAP TIME	MPH	DIFF	TIME OF DAY
1 -		49.873	27.089	2:00.133	72.91		11:56:36.621

BMCRC - MRO Championships 2022 - Rnd 6 @ Brands Hatch GP

MRO Minitwins & Rookie Minitwins

RACE 5 - BEST SECTORS

SECTOR 1			SECTOR 2			SECTOR 3			IDEAL / BEST COMPARISON						
POS	NO	NAME	TIME	NO	NAME	TIME	NO	NAME	TIME	POS	NO	NAME	IDEAL	BEST	DIFF
													PERFECT LAP	1:37.732	
1	26	DAVIES	30.676	26	DAVIES	43.727	184	TWYFORD	23.329	1	26	DAVIES	1:37.807	1:37.993	0.186
2	184	TWYFORD	30.770	184	TWYFORD	43.976	26	DAVIES	23.404	2	184	TWYFORD	1:38.075	1:38.264	0.189
3	97	MANN	31.213	79	O'MARA	44.706	19	LILLEY	23.740	3	97	MANN	1:39.872	1:40.227	0.355
4	19	LILLEY	31.243	6	COOPER	44.820	97	MANN	23.833	4	19	LILLEY	1:40.033	1:40.639	0.606
5	79	O'MARA	31.386	97	MANN	44.826	79	O'MARA	23.951	5	79	O'MARA	1:40.043	1:40.117	0.074
6	35	WALSH	31.454	35	WALSH	44.915	35	WALSH	23.981	6	35	WALSH	1:40.350	1:40.699	0.349
7	63	PERFITT	31.582	19	LILLEY	45.050	6	COOPER	24.106	7	6	COOPER	1:40.913	1:41.428	0.515
8	6	COOPER	31.987	63	PERFITT	45.186	63	PERFITT	24.208	8	63	PERFITT	1:40.976	1:41.356	0.380
9	81	MAY	32.229	166	BAKER	45.474	627	MONK	24.261	9	627	MONK	1:42.125	1:42.125	0.000
10	166	BAKER	32.235	627	MONK	45.586	561	LESLIE	24.425	10	166	BAKER	1:42.351	1:43.045	0.694
11	627	MONK	32.278	81	MAY	46.186	99	ELLIS	24.474	11	81	MAY	1:43.042	1:43.308	0.266
12	71	CLUNE	32.395	71	CLUNE	46.256	258	FRIEND	24.610	12	258	FRIEND	1:43.381	1:43.525	0.144
13	258	FRIEND	32.471	258	FRIEND	46.300	81	MAY	24.627	13	71	CLUNE	1:43.402	1:43.969	0.567
14	16	BUCHANAN	32.597	99	ELLIS	46.339	16	BUCHANAN	24.640	14	16	BUCHANAN	1:43.644	1:43.701	0.057
15	561	LESLIE	32.773	16	BUCHANAN	46.407	166	BAKER	24.642	15	99	ELLIS	1:43.818	1:43.890	0.072
16	99	ELLIS	33.005	561	LESLIE	46.716	71	CLUNE	24.751	16	561	LESLIE	1:43.914	1:44.123	0.209
17	744	ANDERSON	33.235	744	ANDERSON	47.262	199	PARKES	25.039	17	744	ANDERSON	1:45.536	1:45.681	0.145
18	70	HALL	33.289	199	PARKES	47.306	744	ANDERSON	25.039	18	199	PARKES	1:45.871	1:45.949	0.078
19	52	BAYLEY	33.310	70	HALL	47.565	18	LANE	25.050	19	70	HALL	1:45.994	1:46.145	0.151
20	199	PARKES	33.526	52	BAYLEY	47.614	70	HALL	25.140	20	52	BAYLEY	1:46.267	1:46.859	0.592
21	47	BOHANAN	33.782	18	LANE	48.359	45	QUINCE	25.231	21	18	LANE	1:47.255	1:48.065	0.810
22	18	LANE	33.846	45	QUINCE	48.415	52	BAYLEY	25.343	22	45	QUINCE	1:47.585	1:47.840	0.255
23	45	QUINCE	33.939	47	BOHANAN	48.715	47	BOHANAN	25.440	23	47	BOHANAN	1:47.937	1:48.110	0.173
24	51	DURANT	36.363	51	DURANT	49.873	51	DURANT	27.089	24	51	DURANT	1:53.325		

BMCRC - MRO Championships 2022 - Rnd 6 @ Brands Hatch GP

MRO Minitwins & Rookie Minitwins

RACE 5 - STATISTICS

Competitors Started	24
Planned Start	2022-07-17 @ 11:40:00.000
Actual Start	2022-07-17 @ 11:54:36.487
Finish Time	2022-07-17 @ 12:06:09.752
Track Length	2.4332mi.
Total Laps	161
Total Distance Covered	391.7596mi.

Session Fastest Lap History

NO	CL	NAME	LAP TIME	TIME OF DAY	LAP	VEHICLE
184		David TWYFORD	1:38.735	11:57:58.526	2	Suzuki SV650
26		Glynn DAVIES	1:38.722	11:57:58.535	2	Suzuki SV650
26		Glynn DAVIES	1:38.343	11:59:36.907	3	Suzuki SV650
26		Glynn DAVIES	1:38.332	12:02:53.606	5	Suzuki SV650
184		David TWYFORD	1:38.264	12:02:53.953	5	Suzuki SV650
26		Glynn DAVIES	1:38.182	12:04:31.789	6	Suzuki SV650
26		Glynn DAVIES	1:37.993	12:06:09.782	7	Suzuki SV650

Session Leader History

NO	CL	NAME	FROM LAP	LAPS LED	DISTANCE	VEHICLE
184		David TWYFORD	1	2	4.86 miles	Suzuki SV650
26		Glynn DAVIES	3	5	12.16 miles	Suzuki SV650

Flag History

TYPE	TIME OF DAY
GREEN	11:54:36.487
FINISH	12:06:09.752

Flag Statistics

TYPE	COUNT	TOTAL LAPS	TOTAL TIME
Green	1	7	12:58.798
Red	0	0	0.000
Safety Car	0	0	0.000
FCY	0	0	0.000

BMCRC - MRO Championships 2022 - Rnd 6 @ Brands Hatch GP

MRO Minitwins & Rookie Minitwins

RACE 5 - STATISTICS

CLASS :

19 Starters

Fastest Lap History

NO	NAME	LAP TIME	TIME OF DAY	LAP	VEHICLE
184	David TWYFORD	1:38.735	11:57:58.526	2	Suzuki SV650
26	Glynn DAVIES	1:38.722	11:57:58.535	2	Suzuki SV650
26	Glynn DAVIES	1:38.343	11:59:36.907	3	Suzuki SV650
26	Glynn DAVIES	1:38.332	12:02:53.606	5	Suzuki SV650
184	David TWYFORD	1:38.264	12:02:53.953	5	Suzuki SV650
26	Glynn DAVIES	1:38.182	12:04:31.789	6	Suzuki SV650
26	Glynn DAVIES	1:37.993	12:06:09.782	7	Suzuki SV650

Leader History

NO	NAME	FROM LAP	LAPS LED	DISTANCE	VEHICLE
184	David TWYFORD	1	2	4.86 miles	Suzuki SV650
26	Glynn DAVIES	3	5	12.16 miles	Suzuki SV650

BMCRC - MRO Championships 2022 - Rnd 6 @ Brands Hatch GP

MRO Minitwins & Rookie Minitwins

RACE 5 - STATISTICS

CLASS : RMT

5 Starters

Fastest Lap History

NO	NAME	LAP TIME	TIME OF DAY	LAP	VEHICLE
627	Aaron MONK	1:43.066	11:58:10.993	2	Suzuki SV650
627	Aaron MONK	1:42.887	11:59:53.893	3	Suzuki SV650
627	Aaron MONK	1:42.772	12:01:36.664	4	Suzuki SV650
627	Aaron MONK	1:42.125	12:05:01.779	6	Suzuki SV650

Leader History

NO	NAME	FROM LAP	LAPS LED	DISTANCE	VEHICLE
627	Aaron MONK	1	7	17.03 miles	Suzuki SV650

BMCRC - MRO Championships 2022 - Rnd 6 @ Brands Hatch GP



MRO Minitwins & Rookie Minitwins

RACE 15 - GRID (7 Laps)

ROW 9		26	116 Gareth FAITH	25	138 Craig JARMIN		
ROW 8	24	51 Andrew DURANT	23	47 Tristan BOHANAN 1:48.110	22	18 Stephen LANE 1:48.065	
ROW 7		21	45 Terence QUINCE 1:47.840	20	52 Stephen BAYLEY 1:46.859	19	70 Colin HALL 1:46.145
ROW 6	18	199 Roger PARKES 1:45.949	17	744 Gary ANDERSON 1:45.681	16	561 David LESLIE 1:44.123	
ROW 5		15	71 Colin CLUNE 1:43.969	14	99 Lee ELLIS 1:43.890	13	16 James BUCHANAN 1:43.701
ROW 4	12	258 Ande FRIEND 1:43.525	11	81 Malvern MAY 1:43.308	10	166 Nik BAKER 1:43.045	
ROW 3		9	627 Aaron MONK 1:42.125	8	6 Martin COOPER 1:41.428	7	63 Stephen PERFITT 1:41.356
ROW 2	6	35 Tyler WALSH 1:40.699	5	19 Kevin LILLEY 1:40.639	4	97 Alex MANN 1:40.227	
ROW 1		3	79 James O'MARA 1:40.117	2	184 David TWYFORD 1:38.264	1	26 Glynn DAVIES 1:37.993
Pole							

Brands Hatch GP: 2.4332 miles

These results are provisional until the conclusion of any judicial and technical matters.

Clerk Of Course :	Stewards :	Timekeeper : <i>Craig Smith</i>
-------------------	------------	------------------------------------

Results can be found at www.tsl-timing.com

Printed - 12:10 Sunday, 17 July 2022



BMCRC - MRO Championships 2022 - Rnd 6 @ Brands Hatch GP



MRO Minitwins & Rookie Minitwins

RACE 15 - CLASSIFICATION

POS	NO	CL	PIC NAME	ENTRY	LAPS	TIME	GAP	DIFF	MPH	BEST	ON
1	26		1 Glynn DAVIES	Suzuki SV650 -	7	11:38.068			87.84	1:38.831	4
2	184		2 David TWYFORD	Suzuki SV650 - MHP, IMP Racing	7	11:45.158	7.090	7.090	86.95	1:39.321	2
3	97		3 Alex MANN	Suzuki SV650 - Michael Jones Jewellers,Esprit Grou	7	11:50.038	11.970	4.880	86.35	1:40.074	7
4	79		4 James O'MARA	Suzuki SV650 - BRP Machining Ltd	7	11:50.109	12.041	0.071	86.35	1:39.814	2
5	35		5 Tyler WALSH	Suzuki SV650 - KDR Powerlines	7	11:55.297	17.229	5.188	85.72	1:40.606	2
6	6		6 Martin COOPER	Suzuki SV 650 -	7	11:55.481	17.413	0.184	85.70	1:40.770	2
7	19		7 Kevin LILLEY	Suzuki SV650 - Trafalgar Cleaning Eqpt. / Steve Jorr	7	11:55.786	17.718	0.305	85.66	1:41.023	5
8	63		8 Stephen PERFITT	Suzuki SV650 - PKP Services Ltd	7	11:56.151	18.083	0.365	85.62	1:41.057	2
9	166		9 Nik BAKER	Suzuki SV650 - K66, DMR customs	7	11:59.519	21.451	3.368	85.22	1:41.387	3
10	627	RMT	1 Aaron MONK	Suzuki SV650 - flyaspitfire.co.uk	7	12:10.359	32.291	10.840	83.95	1:42.458	5
11	81		10 Malvern MAY	Suzuki SV650 - IMP racing	7	12:13.520	35.452	3.161	83.59	1:42.804	6
12	258		11 Ande FRIEND	Suzuki SV650 - Flying colours Motorcycle Training	7	12:15.454	37.386	1.934	83.37	1:43.242	7
13	16		12 James BUCHANAN	Ducati MONSTER - Bluemotion racing	7	12:15.484	37.416	0.030	83.37	1:43.447	5
14	71		13 Colin CLUNE	Suzuki SV650 -	7	12:19.261	41.193	3.777	82.94	1:43.599	7
15	99*		14 Lee ELLIS	Suzuki SV650 - ATP Motorsport	7	12:28.906	50.838	9.645	81.87	1:43.716	6
16	199	RMT	2 Roger PARKES	Suzuki SV650 - Simply Owners Ltd	7	12:31.156	53.088	2.250	81.63	1:43.844	2
17	744	RMT	3 Gary ANDERSON	Suzuki SV650 - A&M MOT Services. Guildford	7	12:42.645	1:04.577	11.489	80.40	1:47.377	7
18	70		15 Colin HALL	Suzuki SV650 -	7	12:42.739	1:04.671	0.094	80.39	1:46.666	5
19	47		16 Tristan BOHANAN	Suzuki SV650 - Myself	7	12:43.736	1:05.668	0.997	80.28	1:46.665	6
20	18		17 Stephen LANE	Suzuki SV650 -	7	12:48.540	1:10.472	4.804	79.78	1:47.608	5
21	45	RMT	4 Terence QUINCE	Suzuki SV650 - K&Q	7	13:07.622	1:29.554	19.082	77.85	1:49.084	2

NOT CLASSIFIED

DNF	561		David LESLIE	Suzuki SV650 -	1	1:52.484	6 Laps	6 Laps	77.87		
DNF	52	RMT	Stephen BAYLEY	Suzuki SV650 - Mander Organ Builders	0						

FASTEST LAP

	26		Glynn DAVIES	Suzuki SV650 -	4	1:38.831			88.63 mph	142.64 kph	
	627	RMT	Aaron MONK	Suzuki SV650 - flyaspitfire.co.uk	5	1:42.458			85.49 mph	137.59 kph	

* Bike 99 - 10 second penalty - jump start
 Class - 92.5% of Race Speed = 81.25 mph
 Class RMT - 92.5% of Race Speed = 77.65 mph

Weather / Track : Sunny / Dry

These results are provisional until the conclusion of any judicial and technical matters.

Race Distance: 7 Laps / 17.03 miles

Brands Hatch GP: 2.4332 miles

Date: 17/07/2022 Start: 15:46 Finish: 15:58

Clerk Of Course :	Stewards :	Timekeeper : <i>Craig Smith</i>
-------------------	------------	------------------------------------

Results can be found at www.tsl-timing.com

Printed - 16:00 Sunday, 17 July 2022



BMCRC - MRO Championships 2022 - Rnd 6 @ Brands Hatch GP

MRO Minitwins & Rookie Minitwins

RACE 15 - LAP CHART

LAP 1 @ 15:48:09.161

NO	BEHIND	LAP TIME
26		1:43.521
184	0.979	1:44.500
6	2.237	1:45.758
79	3.347	1:46.868
97	3.458	1:46.979
35	3.603	1:47.124
63	4.032	1:47.553
19	4.137	1:47.658
166	4.930	1:48.451
258	6.777	1:50.298
99	6.858	1:50.379
81	7.439	1:50.960
199	7.942	1:51.463
627	8.071	1:51.592
16	8.677	1:52.198
71	8.826	1:52.347
561	8.963	1:52.484
45	13.183	1:56.704
744	13.289	1:56.810
70	13.650	1:57.171
47	13.855	1:57.376
18	14.020	1:57.541

LAP 2 @ 15:49:48.369

NO	BEHIND	LAP TIME
26		1:39.208
184	1.092	1:39.321
6	3.799	1:40.770
79	3.953	1:39.814
97	4.623	1:40.373
35	5.001	1:40.606
63	5.881	1:41.057
19	6.255	1:41.326
166	7.145	1:41.423
81	12.421	1:44.190
258	12.521	1:44.952
199	12.578	1:43.844
627	12.701	1:43.838
16	13.802	1:44.333
99	14.324	1:46.674
71	14.517	1:44.899
744	22.135	1:48.054
45	23.059	1:49.084
47	23.356	1:48.709
18	23.767	1:48.955
70	24.490	1:50.048

LAP 3 @ 15:51:27.261

NO	BEHIND	LAP TIME
26		1:38.892
184	2.015	1:39.815
79	5.758	1:40.697
6	6.239	1:41.332
97	6.420	1:40.689
35	7.054	1:40.945
63	8.143	1:41.154
19	8.912	1:41.549
166	9.640	1:41.387
199	17.804	1:44.118
627	17.838	1:44.029
81	18.445	1:44.916
258	18.563	1:44.934

16	18.985	1:44.075
71	20.154	1:44.529
99	20.690	1:45.258
744	30.959	1:47.716
70	32.996	1:47.398
47	33.049	1:48.585
45	34.060	1:49.893
18	34.340	1:49.465

LAP 4 @ 15:53:06.092

NO	BEHIND	LAP TIME
26		1:38.831
184	3.415	1:40.231
79	7.908	1:40.981
97	8.227	1:40.638
6	9.786	1:42.378
35	9.862	1:41.639
63	10.819	1:41.507
19	11.444	1:41.363
166	12.751	1:41.942
627	21.568	1:42.561
81	23.443	1:43.829
258	23.949	1:44.217
16	24.513	1:44.359
199	24.779	1:45.806
71	25.974	1:44.651
99	26.023	1:44.164
744	39.737	1:47.609
70	40.966	1:46.801
47	42.284	1:48.066
18	44.589	1:49.080
45	45.701	1:50.472

LAP 5 @ 15:54:44.984

NO	BEHIND	LAP TIME
26		1:38.892
184	4.829	1:40.306
79	9.745	1:40.729
97	9.852	1:40.517
35	12.976	1:42.006
6	13.059	1:42.165
63	13.400	1:41.473
19	13.575	1:41.023
166	16.133	1:42.274
627	25.134	1:42.458
81	27.599	1:43.048
258	28.955	1:43.898
16	29.068	1:43.447
71	31.939	1:44.857
199	31.983	1:46.096
99	32.060	1:44.929
744	48.495	1:47.650
70	48.740	1:46.666
47	50.421	1:47.029
18	53.305	1:47.608
45	59.263	1:52.454

LAP 6 @ 15:56:24.451

NO	BEHIND	LAP TIME
26		1:39.467
184	5.597	1:40.235
79	10.911	1:40.633
97	11.153	1:40.768
35	15.041	1:41.532

6	15.338	1:41.746
63	15.523	1:41.590
19	15.604	1:41.496
166	18.437	1:41.771
627	28.762	1:43.095
81	30.936	1:42.804
16	33.060	1:43.459
258	33.401	1:43.913
99	36.309	1:43.716
71	36.851	1:44.379
199	41.549	1:49.033
744	56.457	1:47.429
70	56.644	1:47.371
47	57.619	1:46.665
18	1:01.530	1:47.692
45	1:13.476	1:53.680

LAP 7 @ 15:58:03.708

NO	BEHIND	LAP TIME
26		1:39.257
184	7.090	1:40.750
97	11.970	1:40.074
79	12.041	1:40.387
35	17.229	1:41.445
6	17.413	1:41.332
19	17.718	1:41.371
63	18.083	1:41.817
166	21.451	1:42.271
627	32.291	1:42.786
81	35.452	1:43.773
258	37.386	1:43.242
16	37.416	1:43.613
99	40.838	1:43.786
71	41.193	1:43.599
199	53.088	1:50.796
744	1:04.577	1:47.377
70	1:04.671	1:47.284
47	1:05.668	1:47.306
18	1:10.472	1:48.199
45	1:29.554	1:55.335

BMCRC - MRO Championships 2022 - Rnd 6 @ Brands Hatch GP

MRO Minitwins & Rookie Minitwins

RACE 15 - SECTOR ANALYSIS



SECTOR 1 = FL to I1, SECTOR 2 = I1 to I2, SECTOR 3 = I2 to FL, DIFF = Difference To Personal Best Lap, P = Crossed Finish Line in Pit Lane, D = Time Disallowed

P1 26		Glynn DAVIES		Suzuki SV650 -			
IDEAL LAP TIME : 1:38.280		BEST LAP TIME : 1:38.831		DIFFERENCE : 0.551			
LAP	SECTOR 1	SECTOR 2	SECTOR 3	LAP TIME	MPH	DIFF	TIME OF DAY
1 -		44.254	23.697	1:43.521	84.61	4.690	15:48:09.161
2 -	31.232	44.268	23.708	1:39.208	88.29	0.377	15:49:48.369
3 -	30.930	44.455	23.507	1:38.892 (2)	88.57	0.061	15:51:27.261
4 -	31.076	43.941	23.814	1:38.831 (1)	88.63		15:53:06.092
5 -	30.908	44.295	23.689	1:38.892 (2)	88.57	0.061	15:54:44.984
6 -	30.832	44.488	24.147	1:39.467	88.06	0.636	15:56:24.451
7 -	30.966	44.535	23.756	1:39.257	88.25	0.426	15:58:03.708

P2 184		David TWYFORD		Suzuki SV650 - MHP, IMP Racing			
IDEAL LAP TIME : 1:39.321		BEST LAP TIME : 1:39.321		DIFFERENCE : 0.000			
LAP	SECTOR 1	SECTOR 2	SECTOR 3	LAP TIME	MPH	DIFF	TIME OF DAY
1 -		44.464	23.739	1:44.500	83.82	5.179	15:48:10.140
2 -	31.206	44.457	23.658	1:39.321 (1)	88.19		15:49:49.461
3 -	31.383	44.756	23.676	1:39.815 (2)	87.76	0.494	15:51:29.276
4 -	31.590	44.818	23.823	1:40.231 (3)	87.39	0.910	15:53:09.507
5 -	31.384	44.918	24.004	1:40.306	87.33	0.985	15:54:49.813
6 -	31.364	44.841	24.030	1:40.235	87.39	0.914	15:56:30.048
7 -	31.610	45.077	24.063	1:40.750	86.94	1.429	15:58:10.798

P3 97		Alex MANN		Suzuki SV650 - Michael Jones Jewellers, Esprit Group, TT50 cars			
IDEAL LAP TIME : 1:39.694		BEST LAP TIME : 1:40.074		DIFFERENCE : 0.380			
LAP	SECTOR 1	SECTOR 2	SECTOR 3	LAP TIME	MPH	DIFF	TIME OF DAY
1 -		45.519	24.298	1:46.979	81.88	6.905	15:48:12.619
2 -	31.716	44.659	23.998	1:40.373 (2)	87.27	0.299	15:49:52.992
3 -	31.436	45.390	23.863	1:40.689	86.99	0.615	15:51:33.681
4 -	31.846	44.789	24.003	1:40.638	87.04	0.564	15:53:14.319
5 -	31.505	44.952	24.060	1:40.517 (3)	87.14	0.443	15:54:54.836
6 -	31.694	45.089	23.985	1:40.768	86.93	0.694	15:56:35.604
7 -	31.304	44.527	24.243	1:40.074 (1)	87.53		15:58:15.678

P4 79		James O'MARA		Suzuki SV650 - BRP Machining Ltd			
IDEAL LAP TIME : 1:39.524		BEST LAP TIME : 1:39.814		DIFFERENCE : 0.290			
LAP	SECTOR 1	SECTOR 2	SECTOR 3	LAP TIME	MPH	DIFF	TIME OF DAY
1 -		45.314	24.249	1:46.868	81.96	7.054	15:48:12.508
2 -	31.661	44.409	23.744	1:39.814 (1)	87.76		15:49:52.322
3 -	31.852	45.159	23.686	1:40.697	86.99	0.883	15:51:33.019
4 -	31.529	45.519	23.933	1:40.981	86.74	1.167	15:53:14.000
5 -	31.649	44.957	24.123	1:40.729	86.96	0.915	15:54:54.729
6 -	31.824	44.890	23.919	1:40.633 (3)	87.04	0.819	15:56:35.362
7 -	31.429	44.606	24.352	1:40.387 (2)	87.26	0.573	15:58:15.749

P5 35		Tyler WALSH		Suzuki SV650 - KDR Powerlines			
IDEAL LAP TIME : 1:40.511		BEST LAP TIME : 1:40.606		DIFFERENCE : 0.095			
LAP	SECTOR 1	SECTOR 2	SECTOR 3	LAP TIME	MPH	DIFF	TIME OF DAY
1 -		45.390	23.863	1:47.124	81.77	6.518	15:48:12.764
2 -	31.843	44.847	23.916	1:40.606 (1)	87.07		15:49:53.370
3 -	31.813	45.281	23.851	1:40.945 (2)	86.77	0.339	15:51:34.315
4 -	31.997	45.385	24.257	1:41.639	86.18	1.033	15:53:15.954
5 -	32.063	45.605	24.338	1:42.006	85.87	1.400	15:54:57.960
6 -	32.019	45.224	24.289	1:41.532	86.27	0.926	15:56:39.492
7 -	31.955	45.286	24.204	1:41.445 (3)	86.35	0.839	15:58:20.937

BMCRC - MRO Championships 2022 - Rnd 6 @ Brands Hatch GP

MRO Minitwins & Rookie Minitwins

RACE 15 - SECTOR ANALYSIS



SECTOR 1 = FL to I1, SECTOR 2 = I1 to I2, SECTOR 3 = I2 to FL, DIFF = Difference To Personal Best Lap, P = Crossed Finish Line in Pit Lane, D = Time Disallowed

P6		6		Martin COOPER		Suzuki SV 650 -	
IDEAL LAP TIME : 1:40.478		BEST LAP TIME : 1:40.770		DIFFERENCE : 0.292			
LAP	SECTOR 1	SECTOR 2	SECTOR 3	LAP TIME	MPH	DIFF	TIME OF DAY
1 -		44.836	24.120	1:45.758	82.82	4.988	15:48:11.398
2 -	31.831	44.893	24.046	1:40.770 (1)	86.92		15:49:52.168
3 -	31.811	45.690	23.831	1:41.332 (2)	86.44	0.562	15:51:33.500
4 -	31.951	46.003	24.424	1:42.378	85.56	1.608	15:53:15.878
5 -	32.334	45.395	24.436	1:42.165	85.74	1.395	15:54:58.043
6 -	32.338	45.226	24.182	1:41.746	86.09	0.976	15:56:39.789
7 -	31.867	45.461	24.004	1:41.332 (2)	86.44	0.562	15:58:21.121

P7		19		Kevin LILLEY		Suzuki SV650 - Trafalgar Cleaning Eqpt. / Steve Jordan Motorcy	
IDEAL LAP TIME : 1:40.296		BEST LAP TIME : 1:41.023		DIFFERENCE : 0.727			
LAP	SECTOR 1	SECTOR 2	SECTOR 3	LAP TIME	MPH	DIFF	TIME OF DAY
1 -		45.505	23.970	1:47.658	81.36	6.635	15:48:13.298
2 -	31.995	45.283	24.048	1:41.326 (2)	86.45	0.303	15:49:54.624
3 -	31.629	45.711	24.209	1:41.549	86.26	0.526	15:51:36.173
4 -	32.059	45.291	24.013	1:41.363 (3)	86.42	0.340	15:53:17.536
5 -	31.724	44.895	24.404	1:41.023 (1)	86.71		15:54:58.559
6 -	32.158	45.566	23.772	1:41.496	86.30	0.473	15:56:40.055
7 -	31.753	45.394	24.224	1:41.371	86.41	0.348	15:58:21.426

P8		63		Stephen PERFITT		Suzuki SV650 - PKP Services Ltd	
IDEAL LAP TIME : 1:40.813		BEST LAP TIME : 1:41.057		DIFFERENCE : 0.244			
LAP	SECTOR 1	SECTOR 2	SECTOR 3	LAP TIME	MPH	DIFF	TIME OF DAY
1 -		45.865	24.524	1:47.553	81.44	6.496	15:48:13.193
2 -	31.885	45.223	23.949	1:41.057 (1)	86.68		15:49:54.250
3 -	32.193	45.043	23.918	1:41.154 (2)	86.59	0.097	15:51:35.404
4 -	31.954	45.401	24.152	1:41.507	86.29	0.450	15:53:16.911
5 -	31.852	45.188	24.433	1:41.473 (3)	86.32	0.416	15:54:58.384
6 -	32.103	45.388	24.099	1:41.590	86.22	0.533	15:56:39.974
7 -	32.137	45.618	24.062	1:41.817	86.03	0.760	15:58:21.791

P9		166		Nik BAKER		Suzuki SV650 - K66, DMR customs	
IDEAL LAP TIME : 1:41.264		BEST LAP TIME : 1:41.387		DIFFERENCE : 0.123			
LAP	SECTOR 1	SECTOR 2	SECTOR 3	LAP TIME	MPH	DIFF	TIME OF DAY
1 -		45.668	24.509	1:48.451	80.77	7.064	15:48:14.091
2 -	31.689	45.262	24.472	1:41.423 (2)	86.36	0.036	15:49:55.514
3 -	31.812	45.242	24.333	1:41.387 (1)	86.40		15:51:36.901
4 -	31.972	45.344	24.626	1:41.942	85.92	0.555	15:53:18.843
5 -	32.030	45.636	24.608	1:42.274	85.65	0.887	15:55:01.117
6 -	31.951	45.372	24.448	1:41.771 (3)	86.07	0.384	15:56:42.888
7 -	32.228	45.617	24.426	1:42.271	85.65	0.884	15:58:25.159

P10		627 RMT		Aaron MONK		Suzuki SV650 - flyaspitfire.co.uk	
IDEAL LAP TIME : 1:42.181		BEST LAP TIME : 1:42.458		DIFFERENCE : 0.277			
LAP	SECTOR 1	SECTOR 2	SECTOR 3	LAP TIME	MPH	DIFF	TIME OF DAY
1 -		47.807	24.496	1:51.592	78.49	9.134	15:48:17.232
2 -	32.482	47.050	24.306	1:43.838	84.36	1.380	15:50:01.070
3 -	33.059	46.738	24.232	1:44.029	84.20	1.571	15:51:45.099
4 -	31.939	46.093	24.529	1:42.561 (2)	85.41	0.103	15:53:27.660
5 -	32.067	46.010	24.381	1:42.458 (1)	85.49		15:55:10.118
6 -	32.530	46.106	24.459	1:43.095	84.96	0.637	15:56:53.213
7 -	32.221	46.168	24.397	1:42.786 (3)	85.22	0.328	15:58:35.999

BMCRC - MRO Championships 2022 - Rnd 6 @ Brands Hatch GP

MRO Minitwins & Rookie Minitwins

RACE 15 - SECTOR ANALYSIS



SECTOR 1 = FL to I1, SECTOR 2 = I1 to I2, SECTOR 3 = I2 to FL, DIFF = Difference To Personal Best Lap, P = Crossed Finish Line in Pit Lane, D = Time Disallowed

P11 81		Malvern MAY		Suzuki SV650 - IMP racing			
IDEAL LAP TIME : 1:42.690		BEST LAP TIME : 1:42.804		DIFFERENCE : 0.114			
LAP	SECTOR 1	SECTOR 2	SECTOR 3	LAP TIME	MPH	DIFF	TIME OF DAY
1 -		46.739	24.693	1:50.960	78.94	8.156	15:48:16.600
2 -	32.504	47.073	24.613	1:44.190	84.07	1.386	15:50:00.790
3 -	33.172	47.140	24.604	1:44.916	83.49	2.112	15:51:45.706
4 -	32.358	46.835	24.636	1:43.829	84.36	1.025	15:53:29.535
5 -	32.334	46.016	24.698	1:43.048 (2)	85.00	0.244	15:55:12.583
6 -	32.288	45.798	24.718	1:42.804 (1)	85.20		15:56:55.387
7 -	32.851	46.137	24.785	1:43.773 (3)	84.41	0.969	15:58:39.160

P12 258		Ande FRIEND		Suzuki SV650 - Flying colours Motorcycle Training			
IDEAL LAP TIME : 1:42.734		BEST LAP TIME : 1:43.242		DIFFERENCE : 0.508			
LAP	SECTOR 1	SECTOR 2	SECTOR 3	LAP TIME	MPH	DIFF	TIME OF DAY
1 -		46.491	25.042	1:50.298	79.41	7.056	15:48:15.938
2 -	33.018	47.341	24.593	1:44.952	83.46	1.710	15:50:00.890
3 -	33.499	46.980	24.455	1:44.934	83.47	1.692	15:51:45.824
4 -	32.860	46.555	24.802	1:44.217	84.05	0.975	15:53:30.041
5 -	32.768	46.378	24.752	1:43.898 (2)	84.31	0.656	15:55:13.939
6 -	33.021	46.334	24.558	1:43.913 (3)	84.29	0.671	15:56:57.852
7 -	32.516	45.763	24.963	1:43.242 (1)	84.84		15:58:41.094

P13 16		James BUCHANAN		Ducati MONSTER - Bluemotion racing			
IDEAL LAP TIME : 1:43.079		BEST LAP TIME : 1:43.447		DIFFERENCE : 0.368			
LAP	SECTOR 1	SECTOR 2	SECTOR 3	LAP TIME	MPH	DIFF	TIME OF DAY
1 -		46.926	24.984	1:52.198	78.07	8.751	15:48:17.838
2 -	32.578	47.014	24.741	1:44.333	83.96	0.886	15:50:02.171
3 -	33.200	46.455	24.420	1:44.075	84.16	0.628	15:51:46.246
4 -	32.783	46.805	24.771	1:44.359	83.93	0.912	15:53:30.605
5 -	32.420	46.379	24.648	1:43.447 (1)	84.67		15:55:14.052
6 -	32.486	46.371	24.602	1:43.459 (2)	84.66	0.012	15:56:57.511
7 -	32.428	46.239	24.946	1:43.613 (3)	84.54	0.166	15:58:41.124

P14 71		Colin CLUNE		Suzuki SV650 -			
IDEAL LAP TIME : 1:43.370		BEST LAP TIME : 1:43.599		DIFFERENCE : 0.229			
LAP	SECTOR 1	SECTOR 2	SECTOR 3	LAP TIME	MPH	DIFF	TIME OF DAY
1 -		47.327	24.666	1:52.347	77.97	8.748	15:48:17.987
2 -	33.314	46.921	24.664	1:44.899	83.50	1.300	15:50:02.886
3 -	33.120	46.787	24.622	1:44.529 (3)	83.80	0.930	15:51:47.415
4 -	33.042	46.704	24.905	1:44.651	83.70	1.052	15:53:32.066
5 -	32.830	46.824	25.203	1:44.857	83.54	1.258	15:55:16.923
6 -	32.805	46.740	24.834	1:44.379 (2)	83.92	0.780	15:57:01.302
7 -	32.690	46.058	24.851	1:43.599 (1)	84.55		15:58:44.901

P15 99		Lee ELLIS		Suzuki SV650 - ATP Motorsport			
IDEAL LAP TIME : 1:43.282		BEST LAP TIME : 1:43.716		DIFFERENCE : 0.434			
LAP	SECTOR 1	SECTOR 2	SECTOR 3	LAP TIME	MPH	DIFF	TIME OF DAY
1 -		46.542	24.666	1:50.379	79.36	6.663	15:48:16.019
2 -	33.483	48.287	24.904	1:46.674	82.11	2.958	15:50:02.693
3 -	33.622	47.103	24.533	1:45.258	83.22	1.542	15:51:47.951
4 -	32.856	46.723	24.585	1:44.164 (3)	84.09	0.448	15:53:32.115
5 -	33.113	46.874	24.942	1:44.929	83.48	1.213	15:55:17.044
6 -	33.126	46.032	24.558	1:43.716 (1)	84.45		15:57:00.760
7 -	32.717	46.322	24.747	1:43.786 (2)	84.40	0.070	15:58:44.546

BMCRC - MRO Championships 2022 - Rnd 6 @ Brands Hatch GP

MRO Minitwins & Rookie Minitwins

RACE 15 - SECTOR ANALYSIS



SECTOR 1 = FL to I1, SECTOR 2 = I1 to I2, SECTOR 3 = I2 to FL, DIFF = Difference To Personal Best Lap, P = Crossed Finish Line in Pit Lane, D = Time Disallowed

P16 199 RMT Roger PARKES		Suzuki SV650 - Simply Owners Ltd					
IDEAL LAP TIME : 1:43.510		BEST LAP TIME : 1:43.844		DIFFERENCE : 0.334			
LAP	SECTOR 1	SECTOR 2	SECTOR 3	LAP TIME	MPH	DIFF	TIME OF DAY
1 -		46.822	24.640	1:51.463	78.58	7.619	15:48:17.103
2 -	32.350	47.156	24.338	1:43.844 (1)	84.35		15:50:00.947
3 -	32.679	47.015	24.424	1:44.118 (2)	84.13	0.274	15:51:45.065
4 -	33.829	46.929	25.048	1:45.806 (3)	82.79	1.962	15:53:30.871
5 -	33.306	47.494	25.296	1:46.096	82.56	2.252	15:55:16.967
6 -	34.090	48.990	25.953	1:49.033	80.34	5.189	15:57:06.000
7 -	35.025	48.944	26.827	1:50.796	79.06	6.952	15:58:56.796

P17 744 RMT Gary ANDERSON		Suzuki SV650 - A&M MOT Services. Guildford					
IDEAL LAP TIME : 1:47.025		BEST LAP TIME : 1:47.377		DIFFERENCE : 0.352			
LAP	SECTOR 1	SECTOR 2	SECTOR 3	LAP TIME	MPH	DIFF	TIME OF DAY
1 -		48.043	26.535	1:56.810	74.99	9.433	15:48:22.450
2 -	34.220	48.469	25.365	1:48.054	81.06	0.677	15:50:10.504
3 -	33.783	48.603	25.330	1:47.716	81.32	0.339	15:51:58.220
4 -	33.652	48.603	25.354	1:47.609 (3)	81.40	0.232	15:53:45.829
5 -	34.073	48.224	25.353	1:47.650	81.37	0.273	15:55:33.479
6 -	33.774	48.173	25.482	1:47.429 (2)	81.54	0.052	15:57:20.908
7 -	33.760	48.048	25.569	1:47.377 (1)	81.58		15:59:08.285

P18 70 Colin HALL		Suzuki SV650 -					
IDEAL LAP TIME : 1:46.589		BEST LAP TIME : 1:46.666		DIFFERENCE : 0.077			
LAP	SECTOR 1	SECTOR 2	SECTOR 3	LAP TIME	MPH	DIFF	TIME OF DAY
1 -		49.815	26.347	1:57.171	74.76	10.505	15:48:22.811
2 -	34.550	50.227	25.271	1:50.048	79.60	3.382	15:50:12.859
3 -	33.662	48.223	25.513	1:47.398	81.56	0.732	15:52:00.257
4 -	33.563	47.927	25.311	1:46.801 (2)	82.02	0.135	15:53:47.058
5 -	33.501	47.986	25.179	1:46.666 (1)	82.12		15:55:33.724
6 -	33.887	48.112	25.372	1:47.371	81.58	0.705	15:57:21.095
7 -	33.899	48.224	25.161	1:47.284 (3)	81.65	0.618	15:59:08.379

P19 47 Tristan BOHANAN		Suzuki SV650 - Myself					
IDEAL LAP TIME : 1:46.665		BEST LAP TIME : 1:46.665		DIFFERENCE : 0.000			
LAP	SECTOR 1	SECTOR 2	SECTOR 3	LAP TIME	MPH	DIFF	TIME OF DAY
1 -		48.686	26.336	1:57.376	74.63	10.711	15:48:23.016
2 -	34.043	49.065	25.601	1:48.709	80.58	2.044	15:50:11.725
3 -	33.803	49.007	25.775	1:48.585	80.67	1.920	15:52:00.310
4 -	34.236	48.268	25.562	1:48.066	81.06	1.401	15:53:48.376
5 -	33.686	48.008	25.335	1:47.029 (2)	81.84	0.364	15:55:35.405
6 -	33.437	47.925	25.303	1:46.665 (1)	82.12		15:57:22.070
7 -	33.567	48.433	25.306	1:47.306 (3)	81.63	0.641	15:59:09.376

P20 18 Stephen LANE		Suzuki SV650 -					
IDEAL LAP TIME : 1:47.129		BEST LAP TIME : 1:47.608		DIFFERENCE : 0.479			
LAP	SECTOR 1	SECTOR 2	SECTOR 3	LAP TIME	MPH	DIFF	TIME OF DAY
1 -		48.916	26.080	1:57.541	74.52	9.933	15:48:23.181
2 -	34.469	49.390	25.096	1:48.955	80.39	1.347	15:50:12.136
3 -	33.985	49.662	25.818	1:49.465	80.02	1.857	15:52:01.601
4 -	34.714	48.771	25.595	1:49.080	80.30	1.472	15:53:50.681
5 -	33.878	48.231	25.499	1:47.608 (1)	81.40		15:55:38.289
6 -	33.802	48.534	25.356	1:47.692 (2)	81.34	0.084	15:57:25.981
7 -	34.088	48.392	25.719	1:48.199 (3)	80.96	0.591	15:59:14.180

BMCRC - MRO Championships 2022 - Rnd 6 @ Brands Hatch GP

MRO Minitwins & Rookie Minitwins

RACE 15 - SECTOR ANALYSIS



SECTOR 1 = FL to I1, SECTOR 2 = I1 to I2, SECTOR 3 = I2 to FL, DIFF = Difference To Personal Best Lap, P = Crossed Finish Line in Pit Lane, D = Time Disallowed

P21 45 RMT Terence QUINCE		Suzuki SV650 - K&Q					
IDEAL LAP TIME : 1:48.309		BEST LAP TIME : 1:49.084		DIFFERENCE : 0.775			
LAP	SECTOR 1	SECTOR 2	SECTOR 3	LAP TIME	MPH	DIFF	TIME OF DAY
1 -		48.509	26.517	1:56.704	75.06	7.620	15:48:22.344
2 -	34.332	49.284	25.468	1:49.084 (1)	80.30		15:50:11.428
3 -	34.472	49.649	25.772	1:49.893 (2)	79.71	0.809	15:52:01.321
4 -	34.764	49.811	25.897	1:50.472 (3)	79.29	1.388	15:53:51.793
5 -	35.128	50.829	26.497	1:52.454	77.89	3.370	15:55:44.247
6 -	36.188	50.744	26.748	1:53.680	77.05	4.596	15:57:37.927
7 -	36.211	52.299	26.825	1:55.335	75.95	6.251	15:59:33.262

P22 561 David LESLIE		Suzuki SV650 -					
IDEAL LAP TIME : 1:44.391		BEST LAP TIME :		DIFFERENCE :			
LAP	SECTOR 1	SECTOR 2	SECTOR 3	LAP TIME	MPH	DIFF	TIME OF DAY
1 -		46.763	24.613	1:52.484	77.87		15:48:18.124

BMCRC - MRO Championships 2022 - Rnd 6 @ Brands Hatch GP

MRO Minitwins & Rookie Minitwins

RACE 15 - BEST SECTORS

SECTOR 1			SECTOR 2			SECTOR 3			IDEAL / BEST COMPARISON						
POS	NO	NAME	TIME	NO	NAME	TIME	NO	NAME	TIME	POS	NO	NAME	IDEAL	BEST	DIFF
													PERFECT LAP	1:38.280	
1	26	DAVIES	30.832	26	DAVIES	43.941	26	DAVIES	23.507	1	26	DAVIES	1:38.280	1:38.831	0.551
2	184	TWYFORD	31.206	79	O'MARA	44.409	184	TWYFORD	23.658	2	184	TWYFORD	1:39.321	1:39.321	0.000
3	97	MANN	31.304	184	TWYFORD	44.457	79	O'MARA	23.686	3	79	O'MARA	1:39.524	1:39.814	0.290
4	79	O'MARA	31.429	97	MANN	44.527	19	LILLEY	23.772	4	97	MANN	1:39.694	1:40.074	0.380
5	19	LILLEY	31.629	6	COOPER	44.836	6	COOPER	23.831	5	19	LILLEY	1:40.296	1:41.023	0.727
6	166	BAKER	31.689	35	WALSH	44.847	35	WALSH	23.851	6	6	COOPER	1:40.478	1:40.770	0.292
7	6	COOPER	31.811	19	LILLEY	44.895	97	MANN	23.863	7	35	WALSH	1:40.511	1:40.606	0.095
8	35	WALSH	31.813	63	PERFITT	45.043	63	PERFITT	23.918	8	63	PERFITT	1:40.813	1:41.057	0.244
9	63	PERFITT	31.852	166	BAKER	45.242	627	MONK	24.232	9	166	BAKER	1:41.264	1:41.387	0.123
10	627	MONK	31.939	258	FRIEND	45.763	166	BAKER	24.333	10	627	MONK	1:42.181	1:42.458	0.277
11	81	MAY	32.288	81	MAY	45.798	199	PARKES	24.338	11	81	MAY	1:42.690	1:42.804	0.114
12	199	PARKES	32.350	627	MONK	46.010	16	BUCHANAN	24.420	12	258	FRIEND	1:42.734	1:43.242	0.508
13	16	BUCHANAN	32.420	99	ELLIS	46.032	258	FRIEND	24.455	13	16	BUCHANAN	1:43.079	1:43.447	0.368
14	258	FRIEND	32.516	71	CLUNE	46.058	99	ELLIS	24.533	14	99	ELLIS	1:43.282	1:43.716	0.434
15	71	CLUNE	32.690	16	BUCHANAN	46.239	81	MAY	24.604	15	71	CLUNE	1:43.370	1:43.599	0.229
16	99	ELLIS	32.717	561	LESLIE	46.763	561	LESLIE	24.613	16	199	PARKES	1:43.510	1:43.844	0.334
17	561	LESLIE	33.015	199	PARKES	46.822	71	CLUNE	24.622	17	561	LESLIE	1:44.391		
18	47	BOHANAN	33.437	47	BOHANAN	47.925	18	LANE	25.096	18	70	HALL	1:46.589	1:46.666	0.077
19	70	HALL	33.501	70	HALL	47.927	70	HALL	25.161	19	47	BOHANAN	1:46.665	1:46.665	0.000
20	744	ANDERSON	33.652	744	ANDERSON	48.043	47	BOHANAN	25.303	20	744	ANDERSON	1:47.025	1:47.377	0.352
21	18	LANE	33.802	18	LANE	48.231	744	ANDERSON	25.330	21	18	LANE	1:47.129	1:47.608	0.479
22	45	QUINCE	34.332	45	QUINCE	48.509	45	QUINCE	25.468	22	45	QUINCE	1:48.309	1:49.084	0.775
23															

BMCRC - MRO Championships 2022 - Rnd 6 @ Brands Hatch GP

MRO Minitwins & Rookie Minitwins

RACE 15 - STATISTICS

Competitors Started	23
Planned Start	2022-07-17 @ 15:40:00.000
Actual Start	2022-07-17 @ 15:46:25.639
Finish Time	2022-07-17 @ 15:58:03.707
Track Length	2.4332mi.
Total Laps	148
Total Distance Covered	360.1268mi.

Session Fastest Lap History

NO	CL	NAME	LAP TIME	TIME OF DAY	LAP	VEHICLE
26		Glynn DAVIES	1:39.208	15:49:48.398	2	Suzuki SV650
26		Glynn DAVIES	1:38.892	15:51:27.290	3	Suzuki SV650
26		Glynn DAVIES	1:38.831	15:53:06.121	4	Suzuki SV650

Session Leader History

NO	CL	NAME	FROM LAP	LAPS LED	DISTANCE	VEHICLE
26		Glynn DAVIES	1	7	17.03 miles	Suzuki SV650

Flag History

TYPE	TIME OF DAY
GREEN	15:46:25.639
FINISH	15:58:03.707

Flag Statistics

TYPE	COUNT	TOTAL LAPS	TOTAL TIME
Green	1	7	13:12.649
Red	0	0	0.000
Safety Car	0	0	0.000
FCY	0	0	0.000

BMCRC - MRO Championships 2022 - Rnd 6 @ Brands Hatch GP

MRO Minitwins & Rookie Minitwins

RACE 15 - STATISTICS

CLASS :

18 Starters

Fastest Lap History

NO	NAME	LAP TIME	TIME OF DAY	LAP	VEHICLE
26	Glynn DAVIES	1:39.208	15:49:48.398	2	Suzuki SV650
26	Glynn DAVIES	1:38.892	15:51:27.290	3	Suzuki SV650
26	Glynn DAVIES	1:38.831	15:53:06.121	4	Suzuki SV650

Leader History

NO	NAME	FROM LAP	LAPS LED	DISTANCE	VEHICLE
26	Glynn DAVIES	1	7	17.03 miles	Suzuki SV650

BMCRC - MRO Championships 2022 - Rnd 6 @ Brands Hatch GP

MRO Minitwins & Rookie Minitwins

RACE 15 - STATISTICS

CLASS : RMT

5 Starters

Fastest Lap History

NO	NAME	LAP TIME	TIME OF DAY	LAP	VEHICLE
199	Roger PARKES	1:43.844	15:50:00.947	2	Suzuki SV650
627	Aaron MONK	1:43.838	15:50:01.080	2	Suzuki SV650
627	Aaron MONK	1:42.561	15:53:27.670	4	Suzuki SV650
627	Aaron MONK	1:42.458	15:55:10.129	5	Suzuki SV650

Leader History

NO	NAME	FROM LAP	LAPS LED	DISTANCE	VEHICLE
199	Roger PARKES	1	3	7.29 miles	Suzuki SV650
627	Aaron MONK	4	4	9.73 miles	Suzuki SV650

Kawasaki

*Team
Green*
JUNIOR CUP

ACU TEAM GREEN JUNIOR CUP & SENIOR 300



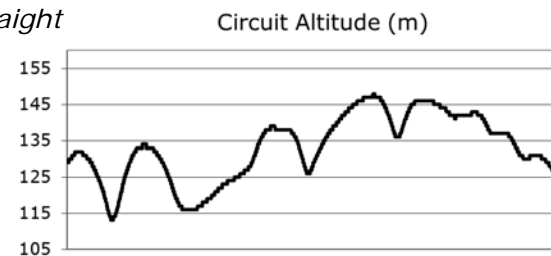
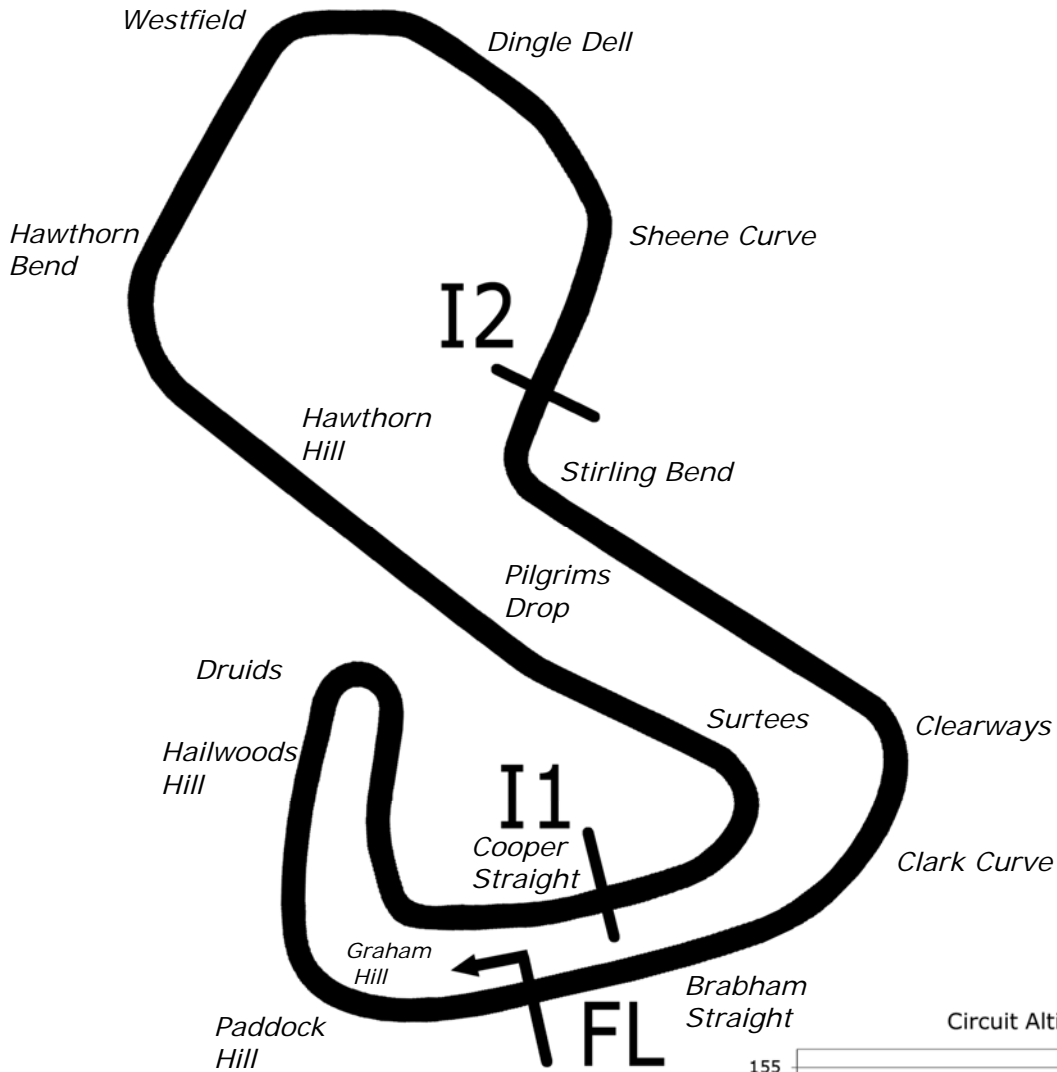
BMCRC-MRO Championships - Round 6
Brands Hatch GP
16th / 17th July 2022



Timing & Results Provided by Timing Solutions Ltd

www.tsl-timing.com

Brands Hatch GP



Length	2.4332 miles	3916.0 m	
FL		51.36032 N	0.26032 E
I1	1116m	51.35934 N	0.25955 E
I2	2928m	51.35532 N	0.26250 E
Pit Entry	3646m	51.35911 N	0.25743 E
Pit Exit	26m after FL	51.36027 N	0.26078 E
Pit Entry-Pit Exit 277m, 19.9s @50kph, 16.6s @60kph			

All results available at www.tsl-timing.com

BMCRC - MRO Championships 2022 - Rnd 6 @ Brands Hatch GP



ACU Team Green Junior Cup & Senior 300

QUALIFYING - CLASSIFICATION

Kawasaki

POS	NO	CL	PIC NAME	ENTRY	TIME	ON	LAPS	GAP	DIFF	MPH
1	60	J	1 Lennon DOCHERTY	Kawasaki NINJA 400 - Doc Fit Training	1:46.774	7	7			82.04
2	777	J	2 Maximus HARDY	Kawasaki NINJA 400 - DAD	1:47.418	5	6	0.644	0.644	81.54
3	34	J	3 Oliver ARBON	Kawasaki NINJA 400 - tt plumbing and heating	1:47.972	7	7	1.198	0.554	81.13
4	311	J	4 Nathan-Ellis WARD	Kawasaki NINJA 300 - Zipped up racing	1:48.106	5	6	1.332	0.134	81.03
5	19	J	5 James O'MARA	Kawasaki NINJA 400 - BRP Machining Ltd	1:48.205	4	7	1.431	0.099	80.95
6	131	J	6 Dylan MELLOR	Kawasaki NINJA 300 - BDS Motorcycles	1:48.476	5	6	1.702	0.271	80.75
7	35	J	7 Zack WESTON	Kawasaki NINJA 400 - NW Racing	1:48.924	6	6	2.150	0.448	80.42
8	77	J	8 Joe WHITE	Kawasaki NINJA 400 - Just In Graphics /MZ CONTRAC	1:49.095	4	7	2.321	0.171	80.29
9	20	J	9 Jack MUIR	Kawasaki NINJA 400 -	1:49.158	5	7	2.384	0.063	80.24
10	125	J	10 Ben JOLLIFFE	Kawasaki NINJA 400 -	1:49.234	5	6	2.460	0.076	80.19
11	31	J	11 Robbie PARK	Kawasaki NINJA - Mom	1:49.748	6	6	2.974	0.514	79.81
12	191	J	12 Craig DANCE	Kawasaki NINJA 300 - 2 brothers scaffolding	1:50.097	6	6	3.323	0.349	79.56
13	91	J	13 Sam HIRST	Kawasaki NINJA - Valley Racing	1:50.885	5	6	4.111	0.788	78.99
14	95	J	14 Greg MARSHALL	Kawasaki NINJA 300 - Mum & Dad; HEL Performance	1:51.464	4	6	4.690	0.579	78.58
15	0	S	1 Elizabeth CLEAVER	Kawasaki NINJA 400 - Churcher's mobility	1:51.553	6	7	4.779	0.089	78.52
16	44	J	15 Sam GREEN	Kawasaki NINJA 300 -	1:51.754	6	6	4.980	0.201	78.38
17	67	J	16 Iwan JONES	Kawasaki NINJA 300 - Danosh Services Ltd	1:51.786	3	6	5.012	0.032	78.36
18	27	J	17 Felix DORLING	Kawasaki NINJA 400 - Kernow Controls	1:51.942	6	6	5.168	0.156	78.25
19	99	S	2 Drew DORLING	Kawasaki NINJA 300 - Kernow Controls	1:52.028	3	6	5.254	0.086	78.19
20	118	J	18 Max HALL	Kawasaki NINJA 300 - Racecraft rider development	1:52.402	3	6	5.628	0.374	77.93
21	32	S	3 Conor MURRAY	Kawasaki NINJA 300 -	1:52.539	4	6	5.765	0.137	77.83
22	18	J	19 George HIGGINS	Kawasaki NINJA 400 - Aztec Racing	1:52.854	5	6	6.080	0.315	77.62
23	55	J	20 Brandon BAKER	Kawasaki NINJA 300 - K-66, ION.	1:54.003	5	6	7.229	1.149	76.83
24	62	S	4 Nicholas BETTRIDGE	Kawasaki NINJA 400 - Weald builders	1:54.180	5	6	7.406	0.177	76.71
25	70	S	5 Justin WHITE	Kawasaki NINJA 400 - Just In Graphics	1:54.557	6	6	7.783	0.377	76.46
26	66	S	6 Mark SMITH	Kawasaki NINJA 300 - IMP RACING	1:54.859	6	6	8.085	0.302	76.26
27	400	S	7 Stuart THURTLE	Kawasaki NINJA 400 - TeamTortoise Racing	1:55.222	5	6	8.448	0.363	76.02
28	54	S	8 Ben SCOTT	Kawasaki NINJA 250 - GI Landscapes VampTech	1:57.458	4	5	10.684	2.236	74.57
29	41	S	9 Stephen ROBEY	Kawasaki NINJA 250 - A&L Composites	1:58.142	3	6	11.368	0.684	74.14
30	156	S	10 Jack WOLFF	Kawasaki NINJA 300 -	1:59.486	6	6	12.712	1.344	73.31
31	4	S	11 Nigel FRANKLIN	Kawasaki NINJA - Jane Franklin	2:01.119	5	6	14.345	1.633	72.32
32	33	J	21 Patrick KLINGE	Kawasaki NINJA 300 -	2:01.970	6	6	15.196	0.851	71.81
33	87	J	22 Sam ATKINSON	Kawasaki -	2:11.386	4	5	24.612	9.416	66.67
34	97	J	23 Ben PLATT	Kawasaki NINJA 400 - adss ltd	3:09.395	1	1	1:22.621	58.009	46.25

Weather / Track : Sunny / Dry

These results are provisional until the conclusion of any judicial and technical matters.

Brands Hatch GP: 2.4332 miles

Date: 16/07/2022 Start: 08:59 Finish: 09:12

Clerk Of Course :	Stewards :	Timekeeper : Craig Smith
-------------------	------------	--------------------------

Results can be found at www.tsl-timing.com

Printed - 09:15 Saturday, 16 July 2022



BMCRC - MRO Championships 2022 - Rnd 6 @ Brands Hatch GP

ACU Team Green Junior Cup & Senior 300

QUALIFYING - SECTOR ANALYSIS



SECTOR 1 = FL to I1, SECTOR 2 = I1 to I2, SECTOR 3 = I2 to FL, DIFF = Difference To Personal Best Lap, P = Crossed Finish Line in Pit Lane, D = Time Disallowed

P1 60 J		Lennon DOCHERTY		Kawasaki NINJA 400 - Doc Fit Training			
IDEAL LAP TIME : 1:46.758		BEST LAP TIME : 1:46.774		DIFFERENCE : 0.016			
LAP	SECTOR 1	SECTOR 2	SECTOR 3	LAP TIME	MPH	DIFF	TIME OF DAY
1 -	33.660	48.963	26.392	1:49.015	80.35	2.241	09:02:48.055
2 -	33.247	48.561	26.170	1:47.978	81.12	1.204	09:04:36.033
3 -	33.325	48.658	26.100	1:48.083	81.04	1.309	09:06:24.116
4 -	33.267	48.093	26.182	1:47.542 (3)	81.45	0.768	09:08:11.658
5 -	33.296	49.451	26.068	1:48.815	80.50	2.041	09:10:00.473
6 -	33.088	48.292	26.094	1:47.474 (2)	81.50	0.700	09:11:47.947
7 -	32.880	48.109	25.785	1:46.774 (1)	82.04		09:13:34.721

P2 777 J		Maximus HARDY		Kawasaki NINJA 400 - DAD			
IDEAL LAP TIME : 1:47.418		BEST LAP TIME : 1:47.418		DIFFERENCE : 0.000			
LAP	SECTOR 1	SECTOR 2	SECTOR 3	LAP TIME	MPH	DIFF	TIME OF DAY
1 -	34.040	50.374	27.356	1:51.770	78.37	4.352	09:03:23.798
2 -	33.614	48.860	26.330	1:48.804	80.51	1.386	09:05:12.602
3 -	33.739	48.526	26.374	1:48.639 (3)	80.63	1.221	09:07:01.241
4 -	33.924	48.706	26.438	1:49.068	80.31	1.650	09:08:50.309
5 -	32.874	48.425	26.119	1:47.418 (1)	81.54		09:10:37.727
6 -	33.696	48.665	26.228	1:48.589 (2)	80.66	1.171	09:12:26.316

P3 34 J		Oliver ARBON		Kawasaki NINJA 400 - tt plumbing and heating			
IDEAL LAP TIME : 1:47.940		BEST LAP TIME : 1:47.972		DIFFERENCE : 0.032			
LAP	SECTOR 1	SECTOR 2	SECTOR 3	LAP TIME	MPH	DIFF	TIME OF DAY
1 -	35.045	49.578	26.515	1:51.138	78.81	3.166	09:02:59.431
2 -	34.199	49.649	26.490	1:50.338	79.39	2.366	09:04:49.769
3 -	34.449	49.176	26.315	1:49.940	79.67	1.968	09:06:39.709
4 -	33.705	48.780	26.201	1:48.686 (3)	80.59	0.714	09:08:28.395
5 -	34.012	48.391	26.084	1:48.487 (2)	80.74	0.515	09:10:16.882
6 -	34.140	48.536	26.187	1:48.863	80.46	0.891	09:12:05.745
7 -	33.707	48.151	26.114	1:47.972 (1)	81.13		09:13:53.717

P4 311 J		Nathan-Ellis WARD		Kawasaki NINJA 300 - Zipped up racing			
IDEAL LAP TIME : 1:48.106		BEST LAP TIME : 1:48.106		DIFFERENCE : 0.000			
LAP	SECTOR 1	SECTOR 2	SECTOR 3	LAP TIME	MPH	DIFF	TIME OF DAY
1 -	34.661	51.387	26.931	1:52.979	77.53	4.873	09:03:21.003
2 -	34.221	49.988	26.593	1:50.802	79.05	2.696	09:05:11.805
3 -	33.998	49.010	26.296	1:49.304 (3)	80.14	1.198	09:07:01.109
4 -	33.874	49.039	26.557	1:49.470	80.02	1.364	09:08:50.579
5 -	33.410	48.507	26.189	1:48.106 (1)	81.03		09:10:38.685
6 -	33.502	48.651	26.216	1:48.369 (2)	80.83	0.263	09:12:27.054

P5 19 J		James O'MARA		Kawasaki NINJA 400 - BRP Machining Ltd			
IDEAL LAP TIME : 1:47.758		BEST LAP TIME : 1:48.205		DIFFERENCE : 0.447			
LAP	SECTOR 1	SECTOR 2	SECTOR 3	LAP TIME	MPH	DIFF	TIME OF DAY
1 -	34.291	50.322	26.747	1:51.360	78.66	3.155	09:03:00.979
2 -	33.875	49.819	26.990	1:50.684	79.14	2.479	09:04:51.663
3 -	33.951	48.813	26.103	1:48.867 (2)	80.46	0.662	09:06:40.530
4 -	33.570	48.246	26.389	1:48.205 (1)	80.95		09:08:28.735
5 -	33.409	48.826	27.656	1:49.891	79.71	1.686	09:10:18.626
6 -	34.097	50.583	26.877	1:51.557	78.52	3.352	09:12:10.183
7 -	33.793	48.624	26.461	1:48.878 (3)	80.45	0.673	09:13:59.061

BMCRC - MRO Championships 2022 - Rnd 6 @ Brands Hatch GP

ACU Team Green Junior Cup & Senior 300

QUALIFYING - SECTOR ANALYSIS



SECTOR 1 = FL to I1, SECTOR 2 = I1 to I2, SECTOR 3 = I2 to FL, DIFF = Difference To Personal Best Lap, P = Crossed Finish Line in Pit Lane, D = Time Disallowed

P6		131 J		Dylan MELLOR		Kawasaki NINJA 300 - BDS Motorcycles	
IDEAL LAP TIME : 1:48.164		BEST LAP TIME : 1:48.476		DIFFERENCE : 0.312			
LAP	SECTOR 1	SECTOR 2	SECTOR 3	LAP TIME	MPH	DIFF	TIME OF DAY
1 -	34.215	51.725	26.718	1:52.658	77.75	4.182	09:03:17.591
2 -	33.247	50.575	26.654	1:50.476 (3)	79.29	2.000	09:05:08.067
3 -	34.417	49.979	26.563	1:50.959	78.94	2.483	09:06:59.026
4 -	33.698	49.660	27.907	1:51.265	78.72	2.789	09:08:50.291
5 -	33.256	48.801	26.419	1:48.476 (1)	80.75		09:10:38.767
6 -	33.369	49.007	26.116	1:48.492 (2)	80.74	0.016	09:12:27.259

P7		35 J		Zack WESTON		Kawasaki NINJA 400 - NW Racing	
IDEAL LAP TIME : 1:48.538		BEST LAP TIME : 1:48.924		DIFFERENCE : 0.386			
LAP	SECTOR 1	SECTOR 2	SECTOR 3	LAP TIME	MPH	DIFF	TIME OF DAY
1 -	34.105	52.543	26.752	1:53.400	77.24	4.476	09:03:18.690
2 -	33.991	50.543	26.560	1:51.094	78.85	2.170	09:05:09.784
3 -	33.700	50.749	26.493	1:50.942	78.95	2.018	09:07:00.726
4 -	33.450	49.836	26.374	1:49.660 (3)	79.88	0.736	09:08:50.386
5 -	33.802	49.110	26.046	1:48.958 (2)	80.39	0.034	09:10:39.344
6 -	33.382	49.206	26.336	1:48.924 (1)	80.42		09:12:28.268

P8		77 J		Joe WHITE		Kawasaki NINJA 400 - Just In Graphics /MZ CONTRACTS/ Silvε	
IDEAL LAP TIME : 1:49.038		BEST LAP TIME : 1:49.095		DIFFERENCE : 0.057			
LAP	SECTOR 1	SECTOR 2	SECTOR 3	LAP TIME	MPH	DIFF	TIME OF DAY
1 -	34.281	50.388	26.711	1:51.380	78.64	2.285	09:02:53.621
2 -	33.948	49.453	26.516	1:49.917	79.69	0.822	09:04:43.538
3 -	33.779	49.474	26.556	1:49.809 (3)	79.77	0.714	09:06:33.347
4 -	33.637	48.885	26.573	1:49.095 (1)	80.29		09:08:22.442
5 -	33.773	49.213	26.740	1:49.726 (2)	79.83	0.631	09:10:12.168
6 -	33.983	50.179	26.643	1:50.805	79.05	1.710	09:12:02.973
7 -	34.057	49.458	26.606	1:50.121	79.54	1.026	09:13:53.094

P9		20 J		Jack MUIR		Kawasaki NINJA 400 -	
IDEAL LAP TIME : 1:48.885		BEST LAP TIME : 1:49.158		DIFFERENCE : 0.273			
LAP	SECTOR 1	SECTOR 2	SECTOR 3	LAP TIME	MPH	DIFF	TIME OF DAY
1 -	35.549	52.193	27.505	1:55.247	76.00	6.089	09:02:59.307
2 -	34.753	50.535	27.129	1:52.417	77.92	3.259	09:04:51.724
3 -	34.684	50.205	27.160	1:52.049	78.17	2.891	09:06:43.773
4 -	33.643	49.311	26.552	1:49.506 (2)	79.99	0.348	09:08:33.279
5 -	33.724	48.749	26.685	1:49.158 (1)	80.24		09:10:22.437
6 -	33.894	50.780	26.588	1:51.262 (3)	78.73	2.104	09:12:13.699
7 -	33.789	51.854	26.493	1:52.136	78.11	2.978	09:14:05.835

P10		125 J		Ben JOLLIFFE		Kawasaki NINJA 400 -	
IDEAL LAP TIME : 1:49.046		BEST LAP TIME : 1:49.234		DIFFERENCE : 0.188			
LAP	SECTOR 1	SECTOR 2	SECTOR 3	LAP TIME	MPH	DIFF	TIME OF DAY
1 -	33.599	52.058	26.498	1:52.155	78.10	2.921	09:03:18.791
2 -	33.479	49.846	26.763	1:50.088	79.57	0.854	09:05:08.879
3 -	33.566	49.753	26.672	1:49.991 (3)	79.64	0.757	09:06:58.870
4 -	33.445	49.746	27.198	1:50.389	79.35	1.155	09:08:49.259
5 -	33.585	49.276	26.373	1:49.234 (1)	80.19		09:10:38.493
6 -	33.853	49.228	26.660	1:49.741 (2)	79.82	0.507	09:12:28.234

BMCRC - MRO Championships 2022 - Rnd 6 @ Brands Hatch GP

ACU Team Green Junior Cup & Senior 300

QUALIFYING - SECTOR ANALYSIS



SECTOR 1 = FL to I1, SECTOR 2 = I1 to I2, SECTOR 3 = I2 to FL, DIFF = Difference To Personal Best Lap, P = Crossed Finish Line in Pit Lane, D = Time Disallowed

P11 31 J		Robbie PARK		Kawasaki NINJA - Mom			
IDEAL LAP TIME : 1:49.748		BEST LAP TIME : 1:49.748		DIFFERENCE : 0.000			
LAP	SECTOR 1	SECTOR 2	SECTOR 3	LAP TIME	MPH	DIFF	TIME OF DAY
1 -	34.935	51.232	27.665	1:53.832	76.95	4.084	09:03:05.942
2 -	34.184	51.703	27.272	1:53.159	77.41	3.411	09:04:59.101
3 -	35.139	51.290	27.215	1:53.644	77.08	3.896	09:06:52.745
4 -	34.176	50.463	27.216	1:51.855 (2)	78.31	2.107	09:08:44.600
5 -	35.103	50.482	27.236	1:52.821 (3)	77.64	3.073	09:10:37.421
6 -	33.950	49.196	26.602	1:49.748 (1)	79.81		09:12:27.169

P12 191 J		Craig DANCE		Kawasaki NINJA 300 - 2 brothers scaffolding			
IDEAL LAP TIME : 1:49.852		BEST LAP TIME : 1:50.097		DIFFERENCE : 0.245			
LAP	SECTOR 1	SECTOR 2	SECTOR 3	LAP TIME	MPH	DIFF	TIME OF DAY
1 -	35.839	53.328	27.770	1:56.937	74.91	6.840	09:03:34.476
2 -	34.483	54.909	27.258	1:56.650	75.09	6.553	09:05:31.126
3 -	34.217	50.268	26.945	1:51.430 (3)	78.61	1.333	09:07:22.556
4 -	33.801	50.708	27.402	1:51.911	78.27	1.814	09:09:14.467
5 -	33.743	49.652	26.771	1:50.166 (2)	79.51	0.069	09:11:04.633
6 -	33.988	49.547	26.562	1:50.097 (1)	79.56		09:12:54.730

P13 91 J		Sam HIRST		Kawasaki NINJA - Valley Racing			
IDEAL LAP TIME : 1:50.782		BEST LAP TIME : 1:50.885		DIFFERENCE : 0.103			
LAP	SECTOR 1	SECTOR 2	SECTOR 3	LAP TIME	MPH	DIFF	TIME OF DAY
1 -	35.170	1:18.069	27.696	2:20.935	62.15	30.050	09:04:02.217
2 -	34.615	1:07.459	27.323	2:09.397	67.69	18.512	09:06:11.614
3 -	34.575	53.040	27.044	1:54.659	76.39	3.774	09:08:06.273
4 -	34.463	52.648	26.858	1:53.969 (3)	76.86	3.084	09:10:00.242
5 -	33.881	50.535	26.469	1:50.885 (1)	78.99		09:11:51.127
6 -	33.778	51.690	27.074	1:52.542 (2)	77.83	1.657	09:13:43.669

P14 95 J		Greg MARSHALL		Kawasaki NINJA 300 - Mum & Dad; HEL Performance			
IDEAL LAP TIME : 1:51.259		BEST LAP TIME : 1:51.464		DIFFERENCE : 0.205			
LAP	SECTOR 1	SECTOR 2	SECTOR 3	LAP TIME	MPH	DIFF	TIME OF DAY
1 -	35.665	51.877	28.046	1:55.588	75.78	4.124	09:03:23.966
2 -	34.966	50.760	26.911	1:52.637	77.77	1.173	09:05:16.603
3 -	34.734	50.917	26.859	1:52.510 (3)	77.85	1.046	09:07:09.113
4 -	34.353	50.302	26.809	1:51.464 (1)	78.58		09:09:00.577
5 -	34.148	59.855	27.574	2:01.577	72.05	10.113	09:11:02.154
6 -	34.656	50.738	27.092	1:52.486 (2)	77.87	1.022	09:12:54.640

P15 0 S		Elizabeth CLEAVER		Kawasaki NINJA 400 - Churcher's mobility			
IDEAL LAP TIME : 1:51.091		BEST LAP TIME : 1:51.553		DIFFERENCE : 0.462			
LAP	SECTOR 1	SECTOR 2	SECTOR 3	LAP TIME	MPH	DIFF	TIME OF DAY
1 -	35.346	51.846	27.336	1:54.528	76.48	2.975	09:02:58.147
2 -	35.292	51.038	27.006	1:53.336	77.29	1.783	09:04:51.483
3 -	34.695	50.309	26.723	1:51.727 (3)	78.40	0.174	09:06:43.210
4 -	34.646	50.406	26.611	1:51.663 (2)	78.44	0.110	09:08:34.873
5 -	34.504	50.522	26.859	1:51.885	78.29	0.332	09:10:26.758
6 -	34.590	50.460	26.503	1:51.553 (1)	78.52		09:12:18.311
7 -	34.484	50.104	27.210	1:51.798	78.35	0.245	09:14:10.109

BMCRC - MRO Championships 2022 - Rnd 6 @ Brands Hatch GP

ACU Team Green Junior Cup & Senior 300

QUALIFYING - SECTOR ANALYSIS



SECTOR 1 = FL to I1, SECTOR 2 = I1 to I2, SECTOR 3 = I2 to FL, DIFF = Difference To Personal Best Lap, P = Crossed Finish Line in Pit Lane, D = Time Disallowed

P16 44 J Sam GREEN		Kawasaki NINJA 300 -					
IDEAL LAP TIME : 1:51.754		BEST LAP TIME : 1:51.754		DIFFERENCE : 0.000			
LAP	SECTOR 1	SECTOR 2	SECTOR 3	LAP TIME	MPH	DIFF	TIME OF DAY
1 -	35.485	54.569	27.770	3:01.349	48.30	1:09.595	09:04:06.379
2 -	34.785	51.784	27.646	1:54.215	76.69	2.461	09:06:00.594
3 -	34.267	53.173	27.169	1:54.609	76.43	2.855	09:07:55.203
4 -	34.390	50.963	27.719	1:53.072 (3)	77.47	1.318	09:09:48.275
5 -	34.483	50.872	27.124	1:52.479 (2)	77.87	0.725	09:11:40.754
6 -	34.047	50.706	27.001	1:51.754 (1)	78.38		09:13:32.508

P17 67 J Iwan JONES		Kawasaki NINJA 300 - Danosh Services Ltd					
IDEAL LAP TIME : 1:51.074		BEST LAP TIME : 1:51.786		DIFFERENCE : 0.712			
LAP	SECTOR 1	SECTOR 2	SECTOR 3	LAP TIME	MPH	DIFF	TIME OF DAY
1 -	35.569	53.454	27.626	1:56.649	75.09	4.863	09:03:14.127
2 -	34.535	53.227	27.218	1:54.980	76.18	3.194	09:05:09.107
3 -	34.131	51.234	26.421	1:51.786 (1)	78.36		09:07:00.893
4 -	34.798	51.249	26.841	1:52.888	77.59	1.102	09:08:53.781
5 -	33.947	50.706	27.305	1:51.958 (3)	78.24	0.172	09:10:45.739
6 -	34.008	51.056	26.838	1:51.902 (2)	78.28	0.116	09:12:37.641

P18 27 J Felix DORLING		Kawasaki NINJA 400 - Kernow Controls					
IDEAL LAP TIME : 1:51.267		BEST LAP TIME : 1:51.942		DIFFERENCE : 0.675			
LAP	SECTOR 1	SECTOR 2	SECTOR 3	LAP TIME	MPH	DIFF	TIME OF DAY
1 -	35.713	52.285	28.567	1:56.565	75.14	4.623	09:03:23.715
2 -	34.287	50.945	27.463	1:52.695 (3)	77.73	0.753	09:05:16.410
3 -	34.403	51.109	27.361	1:52.873	77.60	0.931	09:07:09.283
4 -	34.391	51.420	27.187	1:52.998	77.52	1.056	09:09:02.281
5 -	33.762	50.879	27.326	1:51.967 (2)	78.23	0.025	09:10:54.248
6 -	34.437	50.634	26.871	1:51.942 (1)	78.25		09:12:46.190

P19 99 S Drew DORLING		Kawasaki NINJA 300 - Kernow Controls					
IDEAL LAP TIME : 1:51.469		BEST LAP TIME : 1:52.028		DIFFERENCE : 0.559			
LAP	SECTOR 1	SECTOR 2	SECTOR 3	LAP TIME	MPH	DIFF	TIME OF DAY
1 -	34.966	51.974	27.260	1:54.200	76.70	2.172	09:03:20.969
2 -	35.039	50.232	27.048	1:52.319 (2)	77.99	0.291	09:05:13.288
3 -	34.385	50.748	26.895	1:52.028 (1)	78.19		09:07:05.316
4 -	34.825	50.818	26.852	1:52.495	77.86	0.467	09:08:57.811
5 -	34.708	50.400	27.241	1:52.349 (3)	77.96	0.321	09:10:50.160
6 -	34.891	51.764	27.112	1:53.767	76.99	1.739	09:12:43.927

P20 118 J Max HALL		Kawasaki NINJA 300 - Racecraft rider development					
IDEAL LAP TIME : 1:52.402		BEST LAP TIME : 1:52.402		DIFFERENCE : 0.000			
LAP	SECTOR 1	SECTOR 2	SECTOR 3	LAP TIME	MPH	DIFF	TIME OF DAY
1 -	35.737	51.745	27.405	1:54.887	76.24	2.485	09:03:24.747
2 -	35.359	51.306	27.558	1:54.223 (3)	76.69	1.821	09:05:18.970
3 -	34.198	51.164	27.040	1:52.402 (1)	77.93		09:07:11.372
4 -	34.395	53.396	27.326	1:55.117	76.09	2.715	09:09:06.489
5 -	37.180	52.288	27.433	1:56.901	74.93	4.499	09:11:03.390
6 -	34.209	51.352	27.263	1:52.824 (2)	77.64	0.422	09:12:56.214

P21 32 S Conor MURRAY		Kawasaki NINJA 300 -					
IDEAL LAP TIME : 1:52.280		BEST LAP TIME : 1:52.539		DIFFERENCE : 0.259			
LAP	SECTOR 1	SECTOR 2	SECTOR 3	LAP TIME	MPH	DIFF	TIME OF DAY
1 -	35.543	52.164	26.793	1:54.500	76.50	1.961	09:03:27.026
2 -	35.032	51.182	27.345	1:53.559 (3)	77.13	1.020	09:05:20.585
3 -	35.415	51.147	27.078	1:53.640	77.08	1.101	09:07:14.225
4 -	35.179	50.595	26.765	1:52.539 (1)	77.83		09:09:06.764
5 -	36.260	50.563	27.136	1:53.959	76.86	1.420	09:11:00.723
6 -	34.952	50.649	27.123	1:52.724 (2)	77.71	0.185	09:12:53.447

BMCRC - MRO Championships 2022 - Rnd 6 @ Brands Hatch GP

ACU Team Green Junior Cup & Senior 300

QUALIFYING - SECTOR ANALYSIS



SECTOR 1 = FL to I1, SECTOR 2 = I1 to I2, SECTOR 3 = I2 to FL, DIFF = Difference To Personal Best Lap, P = Crossed Finish Line in Pit Lane, D = Time Disallowed

P22 18 J		George HIGGINS		Kawasaki NINJA 400 - Aztec Racing			
IDEAL LAP TIME : 1:52.611		BEST LAP TIME : 1:52.854		DIFFERENCE : 0.243			
LAP	SECTOR 1	SECTOR 2	SECTOR 3	LAP TIME	MPH	DIFF	TIME OF DAY
1 -	36.145	52.408	27.497	1:56.050	75.48	3.196	09:03:25.776
2 -	35.182	52.492	28.446	1:56.120	75.43	3.266	09:05:21.896
3 -	34.802	51.256	27.273	1:53.331 (2)	77.29	0.477	09:07:15.227
4 -	34.793	1:10.006	27.311	2:12.110	66.30	19.256	09:09:27.337
5 -	35.036	50.605	27.213	1:52.854 (1)	77.62		09:11:20.191
6 -	35.043	51.890	27.282	1:54.215 (3)	76.69	1.361	09:13:14.406

P23 55 J		Brandon BAKER		Kawasaki NINJA 300 - K-66, ION.			
IDEAL LAP TIME : 1:53.727		BEST LAP TIME : 1:54.003		DIFFERENCE : 0.276			
LAP	SECTOR 1	SECTOR 2	SECTOR 3	LAP TIME	MPH	DIFF	TIME OF DAY
1 -	37.399	55.400	28.062	2:00.861	72.47	6.858	09:03:20.900
2 -	35.722	52.104	27.432	1:55.258	76.00	1.255	09:05:16.158
3 -	35.224	52.172	27.401	1:54.797 (2)	76.30	0.794	09:07:10.955
4 -	35.121	52.436	27.382	1:54.939 (3)	76.21	0.936	09:09:05.894
5 -	35.181	51.463	27.359	1:54.003 (1)	76.83		09:10:59.897
6 -	35.208	54.865	27.143	1:57.216	74.73	3.213	09:12:57.113

P24 62 S		Nicholas BETTRIDGE		Kawasaki NINJA 400 - Weald builders			
IDEAL LAP TIME : 1:54.180		BEST LAP TIME : 1:54.180		DIFFERENCE : 0.000			
LAP	SECTOR 1	SECTOR 2	SECTOR 3	LAP TIME	MPH	DIFF	TIME OF DAY
1 -	36.696	55.533	27.897	2:00.126	72.92	5.946	09:03:14.671
2 -	36.291	52.543	27.685	1:56.519	75.17	2.339	09:05:11.190
3 -	35.898	52.183	27.749	1:55.830	75.62	1.650	09:07:07.020
4 -	35.936	51.509	28.009	1:55.454 (3)	75.87	1.274	09:09:02.474
5 -	35.270	51.337	27.573	1:54.180 (1)	76.71		09:10:56.654
6 -	35.421	51.726	27.955	1:55.102 (2)	76.10	0.922	09:12:51.756

P25 70 S		Justin WHITE		Kawasaki NINJA 400 - Just In Graphics			
IDEAL LAP TIME : 1:54.497		BEST LAP TIME : 1:54.557		DIFFERENCE : 0.060			
LAP	SECTOR 1	SECTOR 2	SECTOR 3	LAP TIME	MPH	DIFF	TIME OF DAY
1 -	36.576	52.705	28.501	1:57.782	74.37	3.225	09:03:08.427
2 -	35.908	51.935	28.084	1:55.927	75.56	1.370	09:05:04.354
3 -	35.570	51.928	27.900	1:55.398 (3)	75.90	0.841	09:06:59.752
4 -	35.778	51.855	27.889	1:55.522	75.82	0.965	09:08:55.274
5 -	35.411	51.859	28.076	1:55.346 (2)	75.94	0.789	09:10:50.620
6 -	35.471	51.461	27.625	1:54.557 (1)	76.46		09:12:45.177

P26 66 S		Mark SMITH		Kawasaki NINJA 300 - IMP RACING			
IDEAL LAP TIME : 1:54.420		BEST LAP TIME : 1:54.859		DIFFERENCE : 0.439			
LAP	SECTOR 1	SECTOR 2	SECTOR 3	LAP TIME	MPH	DIFF	TIME OF DAY
1 -	35.540	51.522	27.856	1:54.918 (2)	76.22	0.059	09:03:02.913
2 -	35.276	52.100	27.917	1:55.293 (3)	75.97	0.434	09:04:58.206
3 -	35.743	52.777	27.622	1:56.142	75.42	1.283	09:06:54.348
4 -	35.432	52.184	28.189	1:55.805	75.64	0.946	09:08:50.153
5 -	35.704	52.218	28.002	1:55.924	75.56	1.065	09:10:46.077
6 -	35.362	51.784	27.713	1:54.859 (1)	76.26		09:12:40.936

P27 400 S		Stuart THURTLÉ		Kawasaki NINJA 400 - TeamTortoise Racing			
IDEAL LAP TIME : 1:55.174		BEST LAP TIME : 1:55.222		DIFFERENCE : 0.048			
LAP	SECTOR 1	SECTOR 2	SECTOR 3	LAP TIME	MPH	DIFF	TIME OF DAY
1 -	37.901	56.179	29.687	2:03.767	70.77	8.545	09:03:24.002
2 -	36.602	53.438	28.159	1:58.199	74.11	2.977	09:05:22.201
3 -	35.783	51.963	28.109	1:55.855 (3)	75.61	0.633	09:07:18.056
4 -	36.496	52.350	28.022	1:56.868	74.95	1.646	09:09:14.924
5 -	35.831	51.481	27.910	1:55.222 (1)	76.02		09:11:10.146
6 -	35.838	51.632	28.082	1:55.552 (2)	75.80	0.330	09:13:05.698

BMCRC - MRO Championships 2022 - Rnd 6 @ Brands Hatch GP

ACU Team Green Junior Cup & Senior 300

QUALIFYING - SECTOR ANALYSIS



SECTOR 1 = FL to I1, SECTOR 2 = I1 to I2, SECTOR 3 = I2 to FL, DIFF = Difference To Personal Best Lap, P = Crossed Finish Line in Pit Lane, D = Time Disallowed

P28 54 S		Ben SCOTT		Kawasaki NINJA 250 - GI Landscapes VampTech			
IDEAL LAP TIME : 1:57.265		BEST LAP TIME : 1:57.458		DIFFERENCE : 0.193			
LAP	SECTOR 1	SECTOR 2	SECTOR 3	LAP TIME	MPH	DIFF	TIME OF DAY
1 -	37.363	56.678	29.030	2:03.071	71.17	5.613	09:03:22.851
2 -	36.748	53.715	28.899	1:59.362	73.38	1.904	09:05:22.213
3 -	36.614	53.778	28.435	1:58.827 (3)	73.71	1.369	09:07:21.040
4 -	36.371	52.854	28.233	1:57.458 (1)	74.57		09:09:18.498
5 -	36.178	53.095	28.299	1:57.572 (2)	74.50	0.114	09:11:16.070

P29 41 S		Stephen ROBEY		Kawasaki NINJA 250 - A&L Composites			
IDEAL LAP TIME : 1:57.963		BEST LAP TIME : 1:58.142		DIFFERENCE : 0.179			
LAP	SECTOR 1	SECTOR 2	SECTOR 3	LAP TIME	MPH	DIFF	TIME OF DAY
1 -	38.296	56.830	29.172	2:04.298	70.47	6.156	09:03:24.285
2 -	37.311	53.591	28.325	1:59.227	73.47	1.085	09:05:23.512
3 -	36.133	53.663	28.346	1:58.142 (1)	74.14		09:07:21.654
4 -	36.370	53.513	28.434	1:58.317 (2)	74.03	0.175	09:09:19.971
5 -	36.528	53.948	28.542	1:59.018	73.60	0.876	09:11:18.989
6 -	36.125	53.999	28.822	1:58.946 (3)	73.64	0.804	09:13:17.935

P30 156 S		Jack WOLFF		Kawasaki NINJA 300 -			
IDEAL LAP TIME : 1:59.486		BEST LAP TIME : 1:59.486		DIFFERENCE : 0.000			
LAP	SECTOR 1	SECTOR 2	SECTOR 3	LAP TIME	MPH	DIFF	TIME OF DAY
1 -	38.305	54.929	28.715	2:01.949	71.83	2.463	09:03:37.755
2 -	36.918	56.031	28.794	2:01.743	71.95	2.257	09:05:39.498
3 -	36.892	55.040	28.632	2:00.564	72.65	1.078	09:07:40.062
4 -	37.048	54.682	28.701	2:00.431 (3)	72.73	0.945	09:09:40.493
5 -	37.066	54.538	28.781	2:00.385 (2)	72.76	0.899	09:11:40.878
6 -	36.857	54.171	28.458	1:59.486 (1)	73.31		09:13:40.364

P31 4 S		Nigel FRANKLIN		Kawasaki NINJA - Jane Franklin			
IDEAL LAP TIME : 2:01.119		BEST LAP TIME : 2:01.119		DIFFERENCE : 0.000			
LAP	SECTOR 1	SECTOR 2	SECTOR 3	LAP TIME	MPH	DIFF	TIME OF DAY
1 -	38.762	55.846	28.949	2:03.557	70.89	2.438	09:03:42.121
2 -	38.042	56.397	29.358	2:03.797	70.75	2.678	09:05:45.918
3 -	37.995	55.005	28.915	2:01.915 (3)	71.85	0.796	09:07:47.833
4 -	37.691	55.019	29.283	2:01.993	71.80	0.874	09:09:49.826
5 -	37.517	54.816	28.786	2:01.119 (1)	72.32		09:11:50.945
6 -	37.853	54.859	28.976	2:01.688 (2)	71.98	0.569	09:13:52.633

P32 33 J		Patrick KLINGE		Kawasaki NINJA 300 -			
IDEAL LAP TIME : 2:01.875		BEST LAP TIME : 2:01.970		DIFFERENCE : 0.095			
LAP	SECTOR 1	SECTOR 2	SECTOR 3	LAP TIME	MPH	DIFF	TIME OF DAY
1 -	38.815	58.254	29.829	2:06.898	69.03	4.928	09:03:48.374
2 -	39.742	57.413	29.482	2:06.637	69.17	4.667	09:05:55.011
3 -	38.053	58.905	29.889	2:06.847	69.05	4.877	09:08:01.858
4 -	38.994	55.912	28.795	2:03.701 (3)	70.81	1.731	09:10:05.559
5 -	38.480	55.506	28.764	2:02.750 (2)	71.36	0.780	09:12:08.309
6 -	37.605	55.542	28.823	2:01.970 (1)	71.81		09:14:10.279

P33 87 J		Sam ATKINSON		Kawasaki -			
IDEAL LAP TIME : 2:10.679		BEST LAP TIME : 2:11.386		DIFFERENCE : 0.707			
LAP	SECTOR 1	SECTOR 2	SECTOR 3	LAP TIME	MPH	DIFF	TIME OF DAY
1 -	41.643	1:00.352	30.864	2:12.859 (3)	65.93	1.473	09:03:35.419
2 -	40.429	1:02.541	31.618	2:14.588	65.08	3.202	09:05:50.007
3 -	40.962	1:02.381	30.734	2:14.077	65.33	2.691	09:08:04.084
4 -	40.449	1:00.981	29.956	2:11.386 (1)	66.67		09:10:15.470
5 -	40.371	1:00.766	30.343	2:11.480 (2)	66.62	0.094	09:12:26.950

BMCRC - MRO Championships 2022 - Rnd 6 @ Brands Hatch GP

ACU Team Green Junior Cup & Senior 300

QUALIFYING - SECTOR ANALYSIS



SECTOR 1 = FL to I1, SECTOR 2 = I1 to I2, SECTOR 3 = I2 to FL, DIFF = Difference To Personal Best Lap, P = Crossed Finish Line in Pit Lane, D = Time Disallowed

P34	97 J	Ben PLATT					Kawasaki NINJA 400 - adss ltd	
IDEAL LAP TIME : 1:59.105		BEST LAP TIME : 3:09.395		DIFFERENCE : 1:10.290				
LAP	SECTOR 1	SECTOR 2	SECTOR 3	LAP TIME	MPH	DIFF	TIME OF DAY	
1 -	36.738	54.555	27.812	3:09.395 (1)	46.25		09:04:35.861	

BMCRC - MRO Championships 2022 - Rnd 6 @ Brands Hatch GP

ACU Team Green Junior Cup & Senior 300

QUALIFYING - BEST SECTORS

SECTOR 1			SECTOR 2			SECTOR 3			IDEAL / BEST COMPARISON						
POS	NO	NAME	TIME	NO	NAME	TIME	NO	NAME	TIME	POS	NO	NAME	IDEAL	BEST	DIFF
													PERFECT LAP	1:46.752	
1	777	HARDY	32.874	60	DOCHERTY	48.093	60	DOCHERTY	25.785	1	60	DOCHERTY	1:46.758	1:46.774	0.016
2	60	DOCHERTY	32.880	34	ARBON	48.151	35	WESTON	26.046	2	777	HARDY	1:47.418	1:47.418	0.000
3	131	MELLOR	33.247	19	O'MARA	48.246	34	ARBON	26.084	3	19	O'MARA	1:47.758	1:48.205	0.447
4	35	WESTON	33.382	777	HARDY	48.425	19	O'MARA	26.103	4	34	ARBON	1:47.940	1:47.972	0.032
5	19	O'MARA	33.409	311	WARD	48.507	131	MELLOR	26.116	5	311	WARD	1:48.106	1:48.106	0.000
6	311	WARD	33.410	20	MUIR	48.749	777	HARDY	26.119	6	131	MELLOR	1:48.164	1:48.476	0.312
7	125	JOLLIFFE	33.445	131	MELLOR	48.801	311	WARD	26.189	7	35	WESTON	1:48.538	1:48.924	0.386
8	77	WHITE	33.637	77	WHITE	48.885	125	JOLLIFFE	26.373	8	20	MUIR	1:48.885	1:49.158	0.273
9	20	MUIR	33.643	35	WESTON	49.110	67	JONES	26.421	9	77	WHITE	1:49.038	1:49.095	0.057
10	34	ARBON	33.705	31	PARK	49.196	91	HIRST	26.469	10	125	JOLLIFFE	1:49.046	1:49.234	0.188
11	191	DANCE	33.743	125	JOLLIFFE	49.228	20	MUIR	26.493	11	31	PARK	1:49.748	1:49.748	0.000
12	27	DORLING	33.762	191	DANCE	49.547	0	CLEAVER	26.503	12	191	DANCE	1:49.852	1:50.097	0.245
13	91	HIRST	33.778	0	CLEAVER	50.104	77	WHITE	26.516	13	91	HIRST	1:50.782	1:50.885	0.103
14	67	JONES	33.947	99	DORLING	50.232	191	DANCE	26.562	14	67	JONES	1:51.074	1:51.786	0.712
15	31	PARK	33.950	95	MARSHALL	50.302	31	PARK	26.602	15	0	CLEAVER	1:51.091	1:51.553	0.462
16	44	GREEN	34.047	91	HIRST	50.535	32	MURRAY	26.765	16	95	MARSHALL	1:51.259	1:51.464	0.205
17	95	MARSHALL	34.148	32	MURRAY	50.563	95	MARSHALL	26.809	17	27	DORLING	1:51.267	1:51.942	0.675
18	118	HALL	34.198	18	HIGGINS	50.605	99	DORLING	26.852	18	99	DORLING	1:51.469	1:52.028	0.559
19	99	DORLING	34.385	27	DORLING	50.634	27	DORLING	26.871	19	44	GREEN	1:51.754	1:51.754	0.000
20	0	CLEAVER	34.484	44	GREEN	50.706	44	GREEN	27.001	20	32	MURRAY	1:52.280	1:52.539	0.259
21	18	HIGGINS	34.793	67	JONES	50.706	118	HALL	27.040	21	118	HALL	1:52.402	1:52.402	0.000
22	32	MURRAY	34.952	118	HALL	51.164	55	BAKER	27.143	22	18	HIGGINS	1:52.611	1:52.854	0.243
23	55	BAKER	35.121	62	BETRIDGE	51.337	18	HIGGINS	27.213	23	55	BAKER	1:53.727	1:54.003	0.276
24	62	BETRIDGE	35.270	70	WHITE	51.461	62	BETRIDGE	27.573	24	62	BETRIDGE	1:54.180	1:54.180	0.000
25	66	SMITH	35.276	55	BAKER	51.463	66	SMITH	27.622	25	66	SMITH	1:54.420	1:54.859	0.439
26	70	WHITE	35.411	400	THURTTLE	51.481	70	WHITE	27.625	26	70	WHITE	1:54.497	1:54.557	0.060
27	400	THURTTLE	35.783	66	SMITH	51.522	97	PLATT	27.812	27	400	THURTTLE	1:55.174	1:55.222	0.048
28	41	ROBEY	36.125	54	SCOTT	52.854	400	THURTTLE	27.910	28	54	SCOTT	1:57.265	1:57.458	0.193
29	54	SCOTT	36.178	41	ROBEY	53.513	54	SCOTT	28.233	29	41	ROBEY	1:57.963	1:58.142	0.179
30	97	PLATT	36.738	156	WOLFF	54.171	41	ROBEY	28.325	30	97	PLATT	1:59.105	3:09.395	1:10.290
31	156	WOLFF	36.857	97	PLATT	54.555	156	WOLFF	28.458	31	156	WOLFF	1:59.486	1:59.486	0.000
32	4	FRANKLIN	37.517	4	FRANKLIN	54.816	33	KLINGE	28.764	32	4	FRANKLIN	2:01.119	2:01.119	0.000
33	33	KLINGE	37.605	33	KLINGE	55.506	4	FRANKLIN	28.786	33	33	KLINGE	2:01.875	2:01.970	0.095
34	87	ATKINSON	40.371	87	ATKINSON	1:00.352	87	ATKINSON	29.956	34	87	ATKINSON	2:10.679	2:11.386	0.707

BMCRC - MRO Championships 2022 - Rnd 6 @ Brands Hatch GP

ACU Team Green Junior Cup & Senior 300

QUALIFYING - STATISTICS

Competitors Started 34
Planned Start 2022-07-16 @ 09:00:00.000
Actual Start 2022-07-16 @ 08:59:38.381
Finish Time 2022-07-16 @ 09:12:19.296
Track Length 2.4332mi.
Total Laps 203
Total Distance Covered 493.9577mi.

Session Fastest Lap History

NO	CL	NAME	LAP TIME	TIME OF DAY	LAP	VEHICLE
60	J	Lennon DOCHERTY	1:49.015	09:02:48.069	1	Kawasaki NINJA 400
60	J	Lennon DOCHERTY	1:47.978	09:04:36.047	2	Kawasaki NINJA 400
60	J	Lennon DOCHERTY	1:47.542	09:08:11.672	4	Kawasaki NINJA 400
777	J	Maximus HARDY	1:47.418	09:10:37.744	5	Kawasaki NINJA 400
60	J	Lennon DOCHERTY	1:46.774	09:13:34.736	7	Kawasaki NINJA 400

Flag History

TYPE	TIME OF DAY
GREEN	08:59:38.381
FINISH	09:12:19.296

Flag Statistics

TYPE	COUNT	TOTAL LAPS	TOTAL TIME
Green	1	7	14:40.162
Red	0	0	0.000
Safety Car	0	0	0.000
FCY	0	0	0.000

BMCRC - MRO Championships 2022 - Rnd 6 @ Brands Hatch GP

ACU Team Green Junior Cup & Senior 300

QUALIFYING - STATISTICS

CLASS : J

23 Starters

Fastest Lap History

NO	NAME	LAP TIME	TIME OF DAY	LAP	VEHICLE
60	Lennon DOCHERTY	1:49.015	09:02:48.069	1	Kawasaki NINJA 400
60	Lennon DOCHERTY	1:47.978	09:04:36.047	2	Kawasaki NINJA 400
60	Lennon DOCHERTY	1:47.542	09:08:11.672	4	Kawasaki NINJA 400
777	Maximus HARDY	1:47.418	09:10:37.744	5	Kawasaki NINJA 400
60	Lennon DOCHERTY	1:46.774	09:13:34.736	7	Kawasaki NINJA 400

BMCRC - MRO Championships 2022 - Rnd 6 @ Brands Hatch GP

ACU Team Green Junior Cup & Senior 300

QUALIFYING - STATISTICS

CLASS : S

11 Starters

Fastest Lap History

NO	NAME	LAP TIME	TIME OF DAY	LAP	VEHICLE
0	Elizabeth CLEAVER	1:54.528	09:02:58.178	1	Kawasaki NINJA 400
99	Drew DORLING	1:54.200	09:03:20.969	1	Kawasaki NINJA 300
0	Elizabeth CLEAVER	1:53.336	09:04:51.516	2	Kawasaki NINJA 400
99	Drew DORLING	1:52.319	09:05:13.303	2	Kawasaki NINJA 300
0	Elizabeth CLEAVER	1:51.727	09:06:43.241	3	Kawasaki NINJA 400
0	Elizabeth CLEAVER	1:51.663	09:08:34.906	4	Kawasaki NINJA 400
0	Elizabeth CLEAVER	1:51.553	09:12:18.344	6	Kawasaki NINJA 400

BMCRC - MRO Championships 2022 - Rnd 6 @ Brands Hatch GP



ACU Team Green Junior Cup & Senior 300

RACE 1 - GRID (6 Laps)



ROW 12	36 80 Ryan ANDERSON	35 23 Saskya BUSH	34 97 Ben PLATT	3:09.395
ROW 11		33 87 Sam ATKINSON	32 33 Patrick KLINGE	31 4 Nigel FRANKLIN
ROW 10	30 156 Jack WOLFF	29 41 Stephen ROBEY	28 54 Ben SCOTT	
ROW 9		27 400 Stuart THURTLÉ	26 66 Mark SMITH	25 70 Justin WHITE
ROW 8	24 62 Nicholas BETTRIDGE	23 55 Brandon BAKER	22 18 George HIGGINS	
ROW 7		21 32 Conor MURRAY	20 118 Max HALL	19 99 Drew DORLING
ROW 6	18 27 Felix DORLING	17 67 Iwan JONES	16 44 Sam GREEN	
ROW 5		15 0 Elizabeth CLEAVER	14 95 Greg MARSHALL	13 91 Sam HIRST
ROW 4	12 191 Craig DANCE	11 31 Robbie PARK	10 125 Ben JOLLIFFE	
ROW 3		9 20 Jack MUIR	8 77 Joe WHITE	7 35 Zack WESTON
ROW 2	6 131 Dylan MELLOR	5 19 James O'MARA	4 311 Nathan-Ellis WARD	
ROW 1		3 34 Oliver ARBON	2 777 Maximus HARDY	1 60 Lennon DOCHERTY
	Pole			

Brands Hatch GP: 2.4332 miles

These results are provisional until the conclusion of any judicial and technical matters.

Clerk Of Course :	Stewards :	Timekeeper : <i>Craig Smith</i>
-------------------	------------	------------------------------------

Results can be found at www.tsl-timing.com

Printed - 09:17 Saturday, 16 July 2022



BMCRC - MRO Championships 2022 - Rnd 6 @ Brands Hatch GP



ACU Team Green Junior Cup & Senior 300

RACE 1 - CLASSIFICATION

Kawasaki

POS	NO	CL	PIC NAME	ENTRY	LAPS	TIME	GAP	DIFF	MPH	BEST	ON
1	60	J	1 Lennon DOCHERTY	Kawasaki NINJA 400 - Doc Fit Training	6	10:44.669			81.52	1:46.084	6
2	777	J	2 Maximus HARDY	Kawasaki NINJA 400 - DAD	6	10:45.098	0.429	0.429	81.47	1:46.074	4
3	34	J	3 Oliver ARBON	Kawasaki NINJA 400 - tt plumbing and heating	6	10:55.891	11.222	10.793	80.13	1:47.770	6
4	19	J	4 James O'MARA	Kawasaki NINJA 400 - BRP Machining Ltd	6	10:56.213	11.544	0.322	80.09	1:47.641	6
5	131	J	5 Dylan MELLOR	Kawasaki NINJA 300 - BDS Motorcycles	6	10:56.252	11.583	0.039	80.08	1:47.588	6
6	35	J	6 Zack WESTON	Kawasaki NINJA 400 - NW Racing	6	10:56.689	12.020	0.437	80.03	1:47.765	3
7	125	J	7 Ben JOLLIFFE	Kawasaki NINJA 400 -	6	10:57.420	12.751	0.731	79.94	1:47.872	4
8	311	J	8 Nathan-Ellis WARD	Kawasaki NINJA 300 - Zipped up racing	6	10:59.658	14.989	2.238	79.67	1:48.188	3
9	77	J	9 Joe WHITE	Kawasaki NINJA 400 - Just In Graphics /MZ CONTR	6	10:59.875	15.206	0.217	79.64	1:48.473	5
10	31	J	10 Robbie PARK	Kawasaki NINJA - Mom	6	11:03.857	19.188	3.982	79.17	1:48.929	2
11	0	S	1 Elizabeth CLEAVER	Kawasaki NINJA 400 - Churcher's mobility	6	11:04.404	19.735	0.547	79.10	1:48.642	2
12	95	J	11 Greg MARSHALL	Kawasaki NINJA 300 - Mum & Dad; HEL Performanc	6	11:07.890	23.221	3.486	78.69	1:49.699	3
13	91	J	12 Sam HIRST	Kawasaki NINJA - Valley Racing	6	11:07.993	23.324	0.103	78.68	1:49.042	6
14	44	J	13 Sam GREEN	Kawasaki NINJA 300 -	6	11:08.507	23.838	0.514	78.62	1:49.032	6
15	67	J	14 Iwan JONES	Kawasaki NINJA 300 - Danosh Services Ltd	6	11:08.607	23.938	0.100	78.60	1:49.109	6
16	27	J	15 Felix DORLING	Kawasaki NINJA 400 - Kernow Controls	6	11:16.416	31.747	7.809	77.70	1:50.806	3
17	32	S	2 Conor MURRAY	Kawasaki NINJA 300 -	6	11:21.559	36.890	5.143	77.11	1:50.701	2
18	118	J	16 Max HALL	Kawasaki NINJA 300 - Racecraft rider development	6	11:22.053	37.384	0.494	77.06	1:51.738	6
19	99	S	3 Drew DORLING	Kawasaki NINJA 300 - Kernow Controls	6	11:22.467	37.798	0.414	77.01	1:51.510	6
20	18	J	17 George HIGGINS	Kawasaki NINJA 400 - Aztec Racing	6	11:26.513	41.844	4.046	76.55	1:51.566	5
21	62	S	4 Nicholas BETTRIDGE	Kawasaki NINJA 400 - Weald builders	6	11:36.259	51.590	9.746	75.48	1:52.944	6
22	66	S	5 Mark SMITH	Kawasaki NINJA 300 - IMP RACING	6	11:36.404	51.735	0.145	75.47	1:53.190	6
23	156	S	6 Jack WOLFF	Kawasaki NINJA 300 -	6	11:40.986	56.317	4.582	74.97	1:54.617	3
24	70	S	7 Justin WHITE	Kawasaki NINJA 400 - Just In Graphics	6	11:41.087	56.418	0.101	74.96	1:54.619	3
25	400	S	8 Stuart THURTL	Kawasaki NINJA 400 - TeamTortoise Racing	6	11:41.296	56.627	0.209	74.94	1:54.297	6
26	54	S	9 Ben SCOTT	Kawasaki NINJA 250 - GI Landscapes VampTech	6	11:48.863	1:04.194	7.567	74.14	1:55.620	3
27	41	S	10 Stephen ROBEY	Kawasaki NINJA 250 - A&L Composites	6	11:58.887	1:14.218	10.024	73.11	1:57.741	3
28	4	S	11 Nigel FRANKLIN	Kawasaki NINJA - Jane Franklin	6	12:04.810	1:20.141	5.923	72.51	1:58.835	2
29	33	J	18 Patrick KLINGE	Kawasaki NINJA 300 -	6	12:27.712	1:43.043	22.902	70.29	2:02.325	2
30	87	J	19 Sam ATKINSON	Kawasaki -	5	11:04.488	1 Lap	1 Lap	65.91	2:08.997	5

NOT CLASSIFIED

DNF	20	J	Jack MUIR	Kawasaki NINJA 400 -	3	5:32.382	3 Laps	2 Laps	79.06	1:47.707	3
DNF	191	J	Craig DANCE	Kawasaki NINJA 300 - 2 brothers scaffolding	1	1:58.192	5 Laps	2 Laps	74.11		
DNF	55	J	Brandon BAKER	Kawasaki NINJA 300 - K-66, ION.	0						

FASTEST LAP

777	J	Maximus HARDY	Kawasaki NINJA 400 - DAD	4	1:46.074	82.58 mph	132.90 kph
0	S	Elizabeth CLEAVER	Kawasaki NINJA 400 - Churcher's mobility	2	1:48.642	80.63 mph	129.76 kph

Class J - 92.5% of Race Speed = 75.40 mph
 Class S - 92.5% of Race Speed = 73.16 mph

Weather / Track : Sunny / Dry

These results are provisional until the conclusion of any judicial and technical matters.

Race Distance: 6 Laps / 14.59 miles
 Brands Hatch GP: 2.4332 miles
 Date: 16/07/2022 Start: 11:59 Finish: 12:10

Clerk Of Course :	Stewards :	Timekeeper : <i>Craig Smith</i>
-------------------	------------	------------------------------------

Results can be found at www.tsl-timing.com

Printed - 12:13 Saturday, 16 July 2022



BMCRC - MRO Championships 2022 - Rnd 6 @ Brands Hatch GP

ACU Team Green Junior Cup & Senior 300

RACE 1 - LAP CHART

LAP 1 @ 12:01:43.719		
NO	BEHIND	LAP TIME

60		1:52.521
777	0.271	1:52.792
34	1.293	1:53.814
19	1.581	1:54.102
311	1.681	1:54.202
131	2.313	1:54.834
125	2.982	1:55.503
35	3.148	1:55.669
77	3.479	1:56.000
20	4.009	1:56.530
95	4.096	1:56.617
0	4.255	1:56.776
31	5.045	1:57.566
44	5.378	1:57.899
191	5.671	1:58.192
91	6.106	1:58.627
67	6.304	1:58.825
27	7.182	1:59.703
32	7.971	2:00.492
99	8.705	2:01.226
118	8.786	2:01.307
18	9.416	2:01.937
62	11.823	2:04.344
70	11.994	2:04.515
66	12.080	2:04.601
400	12.673	2:05.194
156	13.170	2:05.691
54	14.081	2:06.602
41	14.868	2:07.389
4	15.705	2:08.226
33	18.500	2:11.021
87	25.129	2:17.650

LAP 3 @ 12:05:17.073		
NO	BEHIND	LAP TIME

60		1:46.478
777	0.318	1:46.445
34	5.258	1:48.495
19	5.542	1:48.471
131	5.580	1:48.597
125	5.797	1:47.957
35	5.884	1:47.765
311	6.119	1:48.188
20	6.507	1:47.707
77	7.406	1:48.749
0	8.737	1:49.194
31	9.983	1:49.363
95	10.410	1:49.699
44	13.130	1:50.661
91	13.310	1:49.947
67	14.169	1:49.306
27	15.751	1:50.806
118	19.746	1:52.444
99	19.830	1:52.923
32	19.925	1:54.607
18	20.755	1:52.509
66	28.726	1:54.105
62	29.139	1:54.575
70	29.745	1:54.619
156	30.113	1:54.617
400	30.514	1:54.875
54	32.548	1:55.620
41	37.050	1:57.741
4	40.205	1:59.019
33	51.819	2:04.348
87	1:17.939	2:12.155

LAP 5 @ 12:08:49.783		
NO	BEHIND	LAP TIME

60		1:46.595
777	0.302	1:46.620
34	9.536	1:48.783
19	9.987	1:48.862
131	10.079	1:48.966
35	10.282	1:48.379
125	10.420	1:49.461
77	12.400	1:48.473
311	12.483	1:49.408
31	15.782	1:48.978
0	16.525	1:49.927
95	18.624	1:50.560
91	20.366	1:49.479
44	20.890	1:50.308
67	20.913	1:49.678
27	25.766	1:51.616
32	31.643	1:51.982
118	31.730	1:51.863
18	32.282	1:51.566
99	32.372	1:51.575
66	44.629	1:53.731
62	44.730	1:53.618
156	46.941	1:54.677
70	47.741	1:55.512
400	48.414	1:55.223
54	53.526	1:56.871
41	1:02.182	1:58.954
4	1:06.216	1:59.158
33	1:26.482	2:02.816

LAP 2 @ 12:03:30.595		
NO	BEHIND	LAP TIME

60		1:46.876
777	0.351	1:46.956
34	3.241	1:48.824
131	3.461	1:48.024
19	3.549	1:48.844
125	4.318	1:48.212
311	4.409	1:49.604
35	4.597	1:48.325
77	5.135	1:48.532
20	5.278	1:48.145
0	6.021	1:48.642
31	7.098	1:48.929
95	7.189	1:49.969
44	8.947	1:50.445
91	9.841	1:50.611
67	11.341	1:51.913
27	11.423	1:51.117
32	11.796	1:50.701
99	13.385	1:51.556
118	13.780	1:51.870
18	14.724	1:52.184
62	21.042	1:56.095
66	21.099	1:55.895
70	21.604	1:56.486
156	21.974	1:55.680
400	22.117	1:56.320
54	23.406	1:56.201
41	25.787	1:57.795

LAP 4 @ 12:07:03.188		
NO	BEHIND	LAP TIME

60		1:46.115
777	0.277	1:46.074
34	7.348	1:48.205
125	7.554	1:47.872
131	7.708	1:48.243
19	7.720	1:48.293
35	8.498	1:48.729
311	9.670	1:49.666
77	10.522	1:49.231
0	13.193	1:50.571
31	13.399	1:49.531
95	14.659	1:50.364
44	17.177	1:50.162
91	17.482	1:50.287
67	17.830	1:49.776
27	20.745	1:51.109
32	26.256	1:52.446
118	26.462	1:52.831
18	27.311	1:52.671
99	27.392	1:53.677
66	37.493	1:54.882
62	37.707	1:54.683
70	38.824	1:55.194
156	38.859	1:54.861
400	39.786	1:55.387

LAP 6 @ 12:10:35.867		
NO	BEHIND	LAP TIME

60		1:46.084
777	0.429	1:46.211
34	11.222	1:47.770
19	11.544	1:47.641
131	11.583	1:47.588
35	12.020	1:47.822
125	12.751	1:48.415
311	14.989	1:48.590
77	15.206	1:48.890
31	19.188	1:49.490
0	19.735	1:49.294
87	1 Lap	2:08.997
95	23.221	1:50.681
91	23.324	1:49.042
44	23.838	1:49.032
67	23.938	1:49.109
27	31.747	1:52.065
32	36.890	1:51.331
118	37.384	1:51.738
99	37.798	1:51.510
18	41.844	1:55.646
62	51.590	1:52.944
66	51.735	1:53.190
156	56.317	1:55.460
70	56.418	1:54.761

Weather / Track : Sunny / Dry

Results can be found at www.tsl-timing.com

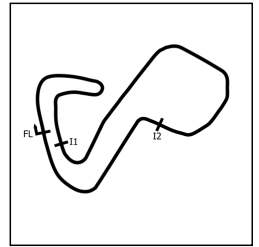
Brands Hatch GP: 2.4332 miles
Date: 16/07/2022 Start: 11:59 Finish: 12:10

Printed - 12:13 Saturday, 16 July 2022

BMCRC - MRO Championships 2022 - Rnd 6 @ Brands Hatch GP

ACU Team Green Junior Cup & Senior 300

RACE 1 - SECTOR ANALYSIS



SECTOR 1 = FL to I1, SECTOR 2 = I1 to I2, SECTOR 3 = I2 to FL, DIFF = Difference To Personal Best Lap, P = Crossed Finish Line in Pit Lane, D = Time Disallowed

P1 60 J		Lennon DOCHERTY		Kawasaki NINJA 400 - Doc Fit Training			
IDEAL LAP TIME : 1:45.890		BEST LAP TIME : 1:46.084		DIFFERENCE : 0.194			
LAP	SECTOR 1	SECTOR 2	SECTOR 3	LAP TIME	MPH	DIFF	TIME OF DAY
1 -		48.008	26.036	1:52.521	77.85	6.437	12:01:43.719
2 -	33.066	47.928	25.882	1:46.876	81.96	0.792	12:03:30.595
3 -	32.868	47.665	25.945	1:46.478 (3)	82.26	0.394	12:05:17.073
4 -	32.822	47.594	25.699	1:46.115 (2)	82.55	0.031	12:07:03.188
5 -	32.805	47.687	26.103	1:46.595	82.17	0.511	12:08:49.783
6 -	32.662	47.529	25.893	1:46.084 (1)	82.57		12:10:35.867

P2 777 J		Maximus HARDY		Kawasaki NINJA 400 - DAD			
IDEAL LAP TIME : 1:46.042		BEST LAP TIME : 1:46.074		DIFFERENCE : 0.032			
LAP	SECTOR 1	SECTOR 2	SECTOR 3	LAP TIME	MPH	DIFF	TIME OF DAY
1 -		48.397	25.841	1:52.792	77.66	6.718	12:01:43.990
2 -	33.006	47.815	26.135	1:46.956	81.90	0.882	12:03:30.946
3 -	32.683	47.723	26.039	1:46.445 (3)	82.29	0.371	12:05:17.391
4 -	32.614	47.635	25.825	1:46.074 (1)	82.58		12:07:03.465
5 -	32.622	47.691	26.307	1:46.620	82.15	0.546	12:08:50.085
6 -	32.726	47.603	25.882	1:46.211 (2)	82.47	0.137	12:10:36.296

P3 34 J		Oliver ARBON		Kawasaki NINJA 400 - tt plumbing and heating			
IDEAL LAP TIME : 1:47.753		BEST LAP TIME : 1:47.770		DIFFERENCE : 0.017			
LAP	SECTOR 1	SECTOR 2	SECTOR 3	LAP TIME	MPH	DIFF	TIME OF DAY
1 -		48.743	26.074	1:53.814	76.96	6.044	12:01:45.012
2 -	33.979	48.717	26.128	1:48.824	80.49	1.054	12:03:33.836
3 -	33.744	48.546	26.205	1:48.495 (3)	80.73	0.725	12:05:22.331
4 -	33.711	48.480	26.014	1:48.205 (2)	80.95	0.435	12:07:10.536
5 -	33.492	48.492	26.799	1:48.783	80.52	1.013	12:08:59.319
6 -	33.472	48.497	25.801	1:47.770 (1)	81.28		12:10:47.089

P4 19 J		James O'MARA		Kawasaki NINJA 400 - BRP Machining Ltd			
IDEAL LAP TIME : 1:47.108		BEST LAP TIME : 1:47.641		DIFFERENCE : 0.533			
LAP	SECTOR 1	SECTOR 2	SECTOR 3	LAP TIME	MPH	DIFF	TIME OF DAY
1 -		48.261	26.200	1:54.102	76.77	6.461	12:01:45.300
2 -	33.476	49.311	26.057	1:48.844	80.48	1.203	12:03:34.144
3 -	33.754	48.557	26.160	1:48.471 (3)	80.75	0.830	12:05:22.615
4 -	33.753	48.459	26.081	1:48.293 (2)	80.89	0.652	12:07:10.908
5 -	33.003	48.803	27.056	1:48.862	80.46	1.221	12:08:59.770
6 -	32.790	48.572	26.279	1:47.641 (1)	81.38		12:10:47.411

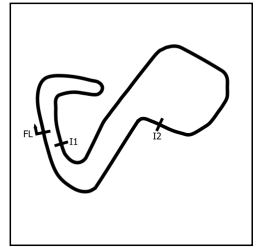
P5 131 J		Dylan MELLOR		Kawasaki NINJA 300 - BDS Motorcycles			
IDEAL LAP TIME : 1:46.797		BEST LAP TIME : 1:47.588		DIFFERENCE : 0.791			
LAP	SECTOR 1	SECTOR 2	SECTOR 3	LAP TIME	MPH	DIFF	TIME OF DAY
1 -		49.468	25.743	1:54.834	76.28	7.246	12:01:46.032
2 -	33.181	48.697	26.146	1:48.024 (2)	81.09	0.436	12:03:34.056
3 -	33.395	48.799	26.403	1:48.597	80.66	1.009	12:05:22.653
4 -	34.210	48.163	25.870	1:48.243 (3)	80.92	0.655	12:07:10.896
5 -	33.532	48.307	27.127	1:48.966	80.39	1.378	12:08:59.862
6 -	32.891	48.650	26.047	1:47.588 (1)	81.42		12:10:47.450

P6 35 J		Zack WESTON		Kawasaki NINJA 400 - NW Racing			
IDEAL LAP TIME : 1:47.139		BEST LAP TIME : 1:47.765		DIFFERENCE : 0.626			
LAP	SECTOR 1	SECTOR 2	SECTOR 3	LAP TIME	MPH	DIFF	TIME OF DAY
1 -		49.405	26.300	1:55.669	75.73	7.904	12:01:46.867
2 -	33.459	49.132	25.734	1:48.325 (3)	80.86	0.560	12:03:35.192
3 -	33.342	48.621	25.802	1:47.765 (1)	81.28		12:05:22.957
4 -	34.498	48.403	25.828	1:48.729	80.56	0.964	12:07:11.686
5 -	33.141	48.783	26.455	1:48.379	80.82	0.614	12:09:00.065
6 -	33.002	48.962	25.858	1:47.822 (2)	81.24	0.057	12:10:47.887

BMCRC - MRO Championships 2022 - Rnd 6 @ Brands Hatch GP

ACU Team Green Junior Cup & Senior 300

RACE 1 - SECTOR ANALYSIS



SECTOR 1 = FL to I1, SECTOR 2 = I1 to I2, SECTOR 3 = I2 to FL, DIFF = Difference To Personal Best Lap, P = Crossed Finish Line in Pit Lane, D = Time Disallowed

P7 125 J Ben JOLLIFFE		Kawasaki NINJA 400 -					
IDEAL LAP TIME : 1:47.834		BEST LAP TIME : 1:47.872		DIFFERENCE : 0.038			
LAP	SECTOR 1	SECTOR 2	SECTOR 3	LAP TIME	MPH	DIFF	TIME OF DAY
1 -		49.238	26.187	1:55.503	75.84	7.631	12:01:46.701
2 -	33.292	48.887	26.033	1:48.212 (3)	80.95	0.340	12:03:34.913
3 -	33.292	48.573	26.092	1:47.957 (2)	81.14	0.085	12:05:22.870
4 -	33.315	48.509	26.048	1:47.872 (1)	81.20		12:07:10.742
5 -	33.816	48.713	26.932	1:49.461	80.02	1.589	12:09:00.203
6 -	33.467	48.800	26.148	1:48.415	80.79	0.543	12:10:48.618

P8 311 J Nathan-Ellis WARD		Kawasaki NINJA 300 - Zipped up racing					
IDEAL LAP TIME : 1:47.356		BEST LAP TIME : 1:48.188		DIFFERENCE : 0.832			
LAP	SECTOR 1	SECTOR 2	SECTOR 3	LAP TIME	MPH	DIFF	TIME OF DAY
1 -		48.555	26.157	1:54.202	76.70	6.014	12:01:45.400
2 -	33.449	50.276	25.879	1:49.604	79.92	1.416	12:03:35.004
3 -	33.253	49.065	25.870	1:48.188 (1)	80.96		12:05:23.192
4 -	34.573	48.233	26.860	1:49.666	79.87	1.478	12:07:12.858
5 -	33.766	49.248	26.394	1:49.408 (3)	80.06	1.220	12:09:02.266
6 -	33.281	48.905	26.404	1:48.590 (2)	80.66	0.402	12:10:50.856

P9 77 J Joe WHITE		Kawasaki NINJA 400 - Just In Graphics /MZ CONTRACTS/ Silve					
IDEAL LAP TIME : 1:48.301		BEST LAP TIME : 1:48.473		DIFFERENCE : 0.172			
LAP	SECTOR 1	SECTOR 2	SECTOR 3	LAP TIME	MPH	DIFF	TIME OF DAY
1 -		49.200	26.333	1:56.000	75.51	7.527	12:01:47.198
2 -	33.759	48.774	25.999	1:48.532 (2)	80.71	0.059	12:03:35.730
3 -	33.760	48.793	26.196	1:48.749 (3)	80.55	0.276	12:05:24.479
4 -	33.591	48.712	26.928	1:49.231	80.19	0.758	12:07:13.710
5 -	33.590	48.751	26.132	1:48.473 (1)	80.75		12:09:02.183
6 -	33.797	49.001	26.092	1:48.890	80.44	0.417	12:10:51.073

P10 31 J Robbie PARK		Kawasaki NINJA - Mom					
IDEAL LAP TIME : 1:48.235		BEST LAP TIME : 1:48.929		DIFFERENCE : 0.694			
LAP	SECTOR 1	SECTOR 2	SECTOR 3	LAP TIME	MPH	DIFF	TIME OF DAY
1 -		49.923	26.988	1:57.566	74.50	8.637	12:01:48.764
2 -	33.150	49.076	26.703	1:48.929 (1)	80.41		12:03:37.693
3 -	33.114	48.493	27.756	1:49.363 (3)	80.09	0.434	12:05:27.056
4 -	33.906	48.789	26.836	1:49.531	79.97	0.602	12:07:16.587
5 -	33.728	48.622	26.628	1:48.978 (2)	80.38	0.049	12:09:05.565
6 -	33.543	48.659	27.288	1:49.490	80.00	0.561	12:10:55.055

P11 0 S Elizabeth CLEAVER		Kawasaki NINJA 400 - Churcher's mobility					
IDEAL LAP TIME : 1:48.171		BEST LAP TIME : 1:48.642		DIFFERENCE : 0.471			
LAP	SECTOR 1	SECTOR 2	SECTOR 3	LAP TIME	MPH	DIFF	TIME OF DAY
1 -		49.541	25.829	1:56.776	75.01	8.134	12:01:47.974
2 -	33.832	48.705	26.105	1:48.642 (1)	80.63		12:03:36.616
3 -	33.637	48.897	26.660	1:49.194 (2)	80.22	0.552	12:05:25.810
4 -	34.026	49.552	26.993	1:50.571	79.22	1.929	12:07:16.381
5 -	34.605	48.967	26.355	1:49.927	79.68	1.285	12:09:06.308
6 -	33.856	49.083	26.355	1:49.294 (3)	80.14	0.652	12:10:55.602

P12 95 J Greg MARSHALL		Kawasaki NINJA 300 - Mum & Dad; HEL Performance					
IDEAL LAP TIME : 1:49.233		BEST LAP TIME : 1:49.699		DIFFERENCE : 0.466			
LAP	SECTOR 1	SECTOR 2	SECTOR 3	LAP TIME	MPH	DIFF	TIME OF DAY
1 -		49.377	26.333	1:56.617	75.11	6.918	12:01:47.815
2 -	33.795	49.325	26.849	1:49.969 (2)	79.65	0.270	12:03:37.784
3 -	33.575	49.451	26.673	1:49.699 (1)	79.85		12:05:27.483
4 -	33.885	49.482	26.997	1:50.364 (3)	79.37	0.665	12:07:17.847
5 -	34.116	49.809	26.635	1:50.560	79.23	0.861	12:09:08.407
6 -	34.002	49.936	26.743	1:50.681	79.14	0.982	12:10:59.088

BMCRC - MRO Championships 2022 - Rnd 6 @ Brands Hatch GP

ACU Team Green Junior Cup & Senior 300

RACE 1 - SECTOR ANALYSIS



SECTOR 1 = FL to I1, SECTOR 2 = I1 to I2, SECTOR 3 = I2 to FL, DIFF = Difference To Personal Best Lap, P = Crossed Finish Line in Pit Lane, D = Time Disallowed

P13 91 J		Sam HIRST		Kawasaki NINJA - Valley Racing			
IDEAL LAP TIME : 1:48.672		BEST LAP TIME : 1:49.042		DIFFERENCE : 0.370			
LAP	SECTOR 1	SECTOR 2	SECTOR 3	LAP TIME	MPH	DIFF	TIME OF DAY
1 -		50.767	26.433	1:58.627	73.84	9.585	12:01:49.825
2 -	33.690	50.477	26.444	1:50.611	79.19	1.569	12:03:40.436
3 -	33.498	50.120	26.329	1:49.947 (3)	79.67	0.905	12:05:30.383
4 -	33.325	50.282	26.680	1:50.287	79.42	1.245	12:07:20.670
5 -	33.275	49.687	26.517	1:49.479 (2)	80.01	0.437	12:09:10.149
6 -	33.645	49.315	26.082	1:49.042 (1)	80.33		12:10:59.191

P14 44 J		Sam GREEN		Kawasaki NINJA 300 -			
IDEAL LAP TIME : 1:49.032		BEST LAP TIME : 1:49.032		DIFFERENCE : 0.000			
LAP	SECTOR 1	SECTOR 2	SECTOR 3	LAP TIME	MPH	DIFF	TIME OF DAY
1 -		49.761	26.687	1:57.899	74.29	8.867	12:01:49.097
2 -	33.783	49.997	26.665	1:50.445	79.31	1.413	12:03:39.542
3 -	33.972	49.922	26.767	1:50.661	79.15	1.629	12:05:30.203
4 -	33.803	49.405	26.954	1:50.162 (2)	79.51	1.130	12:07:20.365
5 -	33.902	49.763	26.643	1:50.308 (3)	79.41	1.276	12:09:10.673
6 -	33.767	49.021	26.244	1:49.032 (1)	80.34		12:10:59.705

P15 67 J		Iwan JONES		Kawasaki NINJA 300 - Danosh Services Ltd			
IDEAL LAP TIME : 1:48.731		BEST LAP TIME : 1:49.109		DIFFERENCE : 0.378			
LAP	SECTOR 1	SECTOR 2	SECTOR 3	LAP TIME	MPH	DIFF	TIME OF DAY
1 -		50.536	26.483	1:58.825	73.72	9.716	12:01:50.023
2 -	34.241	50.955	26.717	1:51.913	78.27	2.804	12:03:41.936
3 -	33.474	49.702	26.130	1:49.306 (2)	80.14	0.197	12:05:31.242
4 -	33.468	49.521	26.787	1:49.776	79.79	0.667	12:07:21.018
5 -	33.412	49.769	26.497	1:49.678 (3)	79.86	0.569	12:09:10.696
6 -	33.787	49.189	26.133	1:49.109 (1)	80.28		12:10:59.805

P16 27 J		Felix DORLING		Kawasaki NINJA 400 - Kernow Controls			
IDEAL LAP TIME : 1:50.655		BEST LAP TIME : 1:50.806		DIFFERENCE : 0.151			
LAP	SECTOR 1	SECTOR 2	SECTOR 3	LAP TIME	MPH	DIFF	TIME OF DAY
1 -		50.745	26.990	1:59.703	73.17	8.897	12:01:50.901
2 -	33.817	50.254	27.046	1:51.117 (3)	78.83	0.311	12:03:42.018
3 -	33.760	49.916	27.130	1:50.806 (1)	79.05		12:05:32.824
4 -	33.749	50.073	27.287	1:51.109 (2)	78.84	0.303	12:07:23.933
5 -	33.984	50.503	27.129	1:51.616	78.48	0.810	12:09:15.549
6 -	34.036	50.084	27.945	1:52.065	78.16	1.259	12:11:07.614

P17 32 S		Conor MURRAY		Kawasaki NINJA 300 -			
IDEAL LAP TIME : 1:50.616		BEST LAP TIME : 1:50.701		DIFFERENCE : 0.085			
LAP	SECTOR 1	SECTOR 2	SECTOR 3	LAP TIME	MPH	DIFF	TIME OF DAY
1 -		51.584	26.673	2:00.492	72.70	9.791	12:01:51.690
2 -	34.331	49.808	26.562	1:50.701 (1)	79.13		12:03:42.391
3 -	35.934	52.196	26.477	1:54.607	76.43	3.906	12:05:36.998
4 -	34.781	50.612	27.053	1:52.446	77.90	1.745	12:07:29.444
5 -	34.732	50.384	26.866	1:51.982 (3)	78.22	1.281	12:09:21.426
6 -	34.856	49.868	26.607	1:51.331 (2)	78.68	0.630	12:11:12.757

P18 118 J		Max HALL		Kawasaki NINJA 300 - Racecraft rider development			
IDEAL LAP TIME : 1:51.370		BEST LAP TIME : 1:51.738		DIFFERENCE : 0.368			
LAP	SECTOR 1	SECTOR 2	SECTOR 3	LAP TIME	MPH	DIFF	TIME OF DAY
1 -		50.847	27.227	2:01.307	72.21	9.569	12:01:52.505
2 -	34.643	50.669	26.558	1:51.870 (3)	78.30	0.132	12:03:44.375
3 -	34.166	51.397	26.881	1:52.444	77.90	0.706	12:05:36.819
4 -	34.577	51.452	26.802	1:52.831	77.63	1.093	12:07:29.650
5 -	34.154	50.825	26.884	1:51.863 (2)	78.30	0.125	12:09:21.513
6 -	34.244	50.947	26.547	1:51.738 (1)	78.39		12:11:13.251

BMCRC - MRO Championships 2022 - Rnd 6 @ Brands Hatch GP

ACU Team Green Junior Cup & Senior 300

RACE 1 - SECTOR ANALYSIS



SECTOR 1 = FL to I1, SECTOR 2 = I1 to I2, SECTOR 3 = I2 to FL, DIFF = Difference To Personal Best Lap, P = Crossed Finish Line in Pit Lane, D = Time Disallowed

P19 99 S		Drew DORLING		Kawasaki NINJA 300 - Kernow Controls			
IDEAL LAP TIME : 1:51.092		BEST LAP TIME : 1:51.510		DIFFERENCE : 0.418			
LAP	SECTOR 1	SECTOR 2	SECTOR 3	LAP TIME	MPH	DIFF	TIME OF DAY
1 -		50.279	26.885	2:01.226	72.26	9.716	12:01:52.424
2 -	34.847	49.963	26.746	1:51.556 (2)	78.52	0.046	12:03:43.980
3 -	34.646	51.650	26.627	1:52.923	77.57	1.413	12:05:36.903
4 -	34.966	51.376	27.335	1:53.677	77.05	2.167	12:07:30.580
5 -	34.502	50.396	26.677	1:51.575 (3)	78.51	0.065	12:09:22.155
6 -	34.778	49.966	26.766	1:51.510 (1)	78.55		12:11:13.665

P20 18 J		George HIGGINS		Kawasaki NINJA 400 - Aztec Racing			
IDEAL LAP TIME : 1:51.281		BEST LAP TIME : 1:51.566		DIFFERENCE : 0.285			
LAP	SECTOR 1	SECTOR 2	SECTOR 3	LAP TIME	MPH	DIFF	TIME OF DAY
1 -		51.058	27.105	2:01.937	71.83	10.371	12:01:53.135
2 -	35.011	50.378	26.795	1:52.184 (2)	78.08	0.618	12:03:45.319
3 -	34.599	50.896	27.014	1:52.509 (3)	77.85	0.943	12:05:37.828
4 -	34.459	50.810	27.402	1:52.671	77.74	1.105	12:07:30.499
5 -	34.480	50.027	27.059	1:51.566 (1)	78.51		12:09:22.065
6 -	37.747	50.719	27.180	1:55.646	75.74	4.080	12:11:17.711

P21 62 S		Nicholas BETTRIDGE		Kawasaki NINJA 400 - Weald builders			
IDEAL LAP TIME : 1:52.944		BEST LAP TIME : 1:52.944		DIFFERENCE : 0.000			
LAP	SECTOR 1	SECTOR 2	SECTOR 3	LAP TIME	MPH	DIFF	TIME OF DAY
1 -		51.876	27.933	2:04.344	70.44	11.400	12:01:55.542
2 -	36.084	52.199	27.812	1:56.095	75.45	3.151	12:03:51.637
3 -	35.659	51.560	27.356	1:54.575 (3)	76.45	1.631	12:05:46.212
4 -	35.323	51.401	27.959	1:54.683	76.38	1.739	12:07:40.895
5 -	35.265	51.058	27.295	1:53.618 (2)	77.09	0.674	12:09:34.513
6 -	34.900	50.768	27.276	1:52.944 (1)	77.55		12:11:27.457

P22 66 S		Mark SMITH		Kawasaki NINJA 300 - IMP RACING			
IDEAL LAP TIME : 1:53.015		BEST LAP TIME : 1:53.190		DIFFERENCE : 0.175			
LAP	SECTOR 1	SECTOR 2	SECTOR 3	LAP TIME	MPH	DIFF	TIME OF DAY
1 -		52.061	27.771	2:04.601	70.30	11.411	12:01:55.799
2 -	35.915	52.305	27.675	1:55.895	75.58	2.705	12:03:51.694
3 -	35.092	51.316	27.697	1:54.105 (3)	76.77	0.915	12:05:45.799
4 -	35.173	51.693	28.016	1:54.882	76.25	1.692	12:07:40.681
5 -	35.067	50.917	27.747	1:53.731 (2)	77.02	0.541	12:09:34.412
6 -	34.795	50.545	27.850	1:53.190 (1)	77.39		12:11:27.602

P23 156 S		Jack WOLFF		Kawasaki NINJA 300 -			
IDEAL LAP TIME : 1:54.071		BEST LAP TIME : 1:54.617		DIFFERENCE : 0.546			
LAP	SECTOR 1	SECTOR 2	SECTOR 3	LAP TIME	MPH	DIFF	TIME OF DAY
1 -		52.483	27.968	2:05.691	69.69	11.074	12:01:56.889
2 -	35.644	52.820	27.216	1:55.680	75.72	1.063	12:03:52.569
3 -	35.426	51.858	27.333	1:54.617 (1)	76.42		12:05:47.186
4 -	35.483	51.552	27.826	1:54.861 (3)	76.26	0.244	12:07:42.047
5 -	35.572	51.429	27.676	1:54.677 (2)	76.38	0.060	12:09:36.724
6 -	35.510	52.181	27.769	1:55.460	75.86	0.843	12:11:32.184

P24 70 S		Justin WHITE		Kawasaki NINJA 400 - Just In Graphics			
IDEAL LAP TIME : 1:54.179		BEST LAP TIME : 1:54.619		DIFFERENCE : 0.440			
LAP	SECTOR 1	SECTOR 2	SECTOR 3	LAP TIME	MPH	DIFF	TIME OF DAY
1 -		51.975	27.850	2:04.515	70.35	9.896	12:01:55.713
2 -	36.270	52.734	27.482	1:56.486	75.20	1.867	12:03:52.199
3 -	35.338	51.768	27.513	1:54.619 (1)	76.42		12:05:46.818
4 -	35.587	51.415	28.192	1:55.194 (3)	76.04	0.575	12:07:42.012
5 -	35.945	51.670	27.897	1:55.512	75.83	0.893	12:09:37.524
6 -	35.282	51.848	27.631	1:54.761 (2)	76.33	0.142	12:11:32.285

BMCRC - MRO Championships 2022 - Rnd 6 @ Brands Hatch GP

ACU Team Green Junior Cup & Senior 300

RACE 1 - SECTOR ANALYSIS



SECTOR 1 = FL to I1, SECTOR 2 = I1 to I2, SECTOR 3 = I2 to FL, DIFF = Difference To Personal Best Lap, P = Crossed Finish Line in Pit Lane, D = Time Disallowed

P25 400 S		Stuart THURTLÉ		Kawasaki NINJA 400 - TeamTortoise Racing			
IDEAL LAP TIME : 1:53.978		BEST LAP TIME : 1:54.297		DIFFERENCE : 0.319			
LAP	SECTOR 1	SECTOR 2	SECTOR 3	LAP TIME	MPH	DIFF	TIME OF DAY
1 -		52.306	27.792	2:05.194	69.96	10.897	12:01:56.392
2 -	35.736	52.819	27.765	1:56.320	75.30	2.023	12:03:52.712
3 -	35.534	51.978	27.363	1:54.875 (2)	76.25	0.578	12:05:47.587
4 -	35.392	51.990	28.005	1:55.387	75.91	1.090	12:07:42.974
5 -	35.530	51.692	28.001	1:55.223 (3)	76.02	0.926	12:09:38.197
6 -	35.705	51.223	27.369	1:54.297 (1)	76.64		12:11:32.494

P26 54 S		Ben SCOTT		Kawasaki NINJA 250 - GI Landscapes VampTech			
IDEAL LAP TIME : 1:55.620		BEST LAP TIME : 1:55.620		DIFFERENCE : 0.000			
LAP	SECTOR 1	SECTOR 2	SECTOR 3	LAP TIME	MPH	DIFF	TIME OF DAY
1 -		52.461	28.137	2:06.602	69.19	10.982	12:01:57.800
2 -	35.797	52.393	28.011	1:56.201 (2)	75.38	0.581	12:03:54.001
3 -	35.675	52.038	27.907	1:55.620 (1)	75.76		12:05:49.621
4 -	35.697	52.519	28.601	1:56.817	74.98	1.197	12:07:46.438
5 -	35.833	52.428	28.610	1:56.871	74.95	1.251	12:09:43.309
6 -	35.984	52.628	28.140	1:56.752 (3)	75.02	1.132	12:11:40.061

P27 41 S		Stephen ROBEY		Kawasaki NINJA 250 - A&L Composites			
IDEAL LAP TIME : 1:57.600		BEST LAP TIME : 1:57.741		DIFFERENCE : 0.141			
LAP	SECTOR 1	SECTOR 2	SECTOR 3	LAP TIME	MPH	DIFF	TIME OF DAY
1 -		53.045	28.527	2:07.389	68.76	9.648	12:01:58.587
2 -	36.182	53.101	28.512	1:57.795 (2)	74.36	0.054	12:03:56.382
3 -	36.323	52.984	28.434	1:57.741 (1)	74.39		12:05:54.123
4 -	36.291	53.821	28.776	1:58.888	73.68	1.147	12:07:53.011
5 -	36.777	53.240	28.937	1:58.954	73.64	1.213	12:09:51.965
6 -	36.310	53.113	28.697	1:58.120 (3)	74.16	0.379	12:11:50.085

P28 4 S		Nigel FRANKLIN		Kawasaki NINJA - Jane Franklin			
IDEAL LAP TIME : 1:57.864		BEST LAP TIME : 1:58.835		DIFFERENCE : 0.971			
LAP	SECTOR 1	SECTOR 2	SECTOR 3	LAP TIME	MPH	DIFF	TIME OF DAY
1 -		52.953	28.267	2:08.226	68.31	9.391	12:01:59.424
2 -	37.003	53.106	28.726	1:58.835 (1)	73.71		12:03:58.259
3 -	36.644	53.476	28.899	1:59.019 (2)	73.60	0.184	12:05:57.278
4 -	36.978	53.339	29.246	1:59.563	73.26	0.728	12:07:56.841
5 -	36.846	53.377	28.935	1:59.158 (3)	73.51	0.323	12:09:55.999
6 -	36.814	54.359	28.836	2:00.009	72.99	1.174	12:11:56.008

P29 33 J		Patrick KLINGE		Kawasaki NINJA 300 -			
IDEAL LAP TIME : 2:00.744		BEST LAP TIME : 2:02.325		DIFFERENCE : 1.581			
LAP	SECTOR 1	SECTOR 2	SECTOR 3	LAP TIME	MPH	DIFF	TIME OF DAY
1 -		54.882	28.666	2:11.021	66.85	8.696	12:02:02.219
2 -	37.563	55.812	28.950	2:02.325 (1)	71.61		12:04:04.544
3 -	37.196	57.970	29.182	2:04.348	70.44	2.023	12:06:08.892
4 -	37.624	57.600	29.333	2:04.557	70.32	2.232	12:08:13.449
5 -	37.962	55.766	29.088	2:02.816 (3)	71.32	0.491	12:10:16.265
6 -	37.474	55.879	29.292	2:02.645 (2)	71.42	0.320	12:12:18.910

P30 87 J		Sam ATKINSON		Kawasaki -			
IDEAL LAP TIME : 2:08.997		BEST LAP TIME : 2:08.997		DIFFERENCE : 0.000			
LAP	SECTOR 1	SECTOR 2	SECTOR 3	LAP TIME	MPH	DIFF	TIME OF DAY
1 -		58.941	30.307	2:17.650	63.63	8.653	12:02:08.848
2 -	42.059	1:01.686	30.264	2:14.009	65.36	5.012	12:04:22.857
3 -	41.058	1:00.913	30.184	2:12.155 (3)	66.28	3.158	12:06:35.012
4 -	40.514	1:00.078	31.085	2:11.677 (2)	66.52	2.680	12:08:46.689
5 -	40.297	58.876	29.824	2:08.997 (1)	67.90		12:10:55.686

BMCRC - MRO Championships 2022 - Rnd 6 @ Brands Hatch GP

ACU Team Green Junior Cup & Senior 300

RACE 1 - SECTOR ANALYSIS



SECTOR 1 = FL to I1, SECTOR 2 = I1 to I2, SECTOR 3 = I2 to FL, DIFF = Difference To Personal Best Lap, P = Crossed Finish Line in Pit Lane, D = Time Disallowed

P31 20 J		Jack MUIR		Kawasaki NINJA 400 -			
IDEAL LAP TIME : 1:47.337		BEST LAP TIME : 1:47.707		DIFFERENCE : 0.370			
LAP	SECTOR 1	SECTOR 2	SECTOR 3	LAP TIME	MPH	DIFF	TIME OF DAY
1 -		49.312	26.627	1:56.530	75.17	8.823	12:01:47.728
2 -	33.593	48.576	25.976	1:48.145 (2)	81.00	0.438	12:03:35.873
3 -	33.177	48.623	25.907	1:47.707 (1)	81.33		12:05:23.580

P32 191 J		Craig DANCE		Kawasaki NINJA 300 - 2 brothers scaffolding			
IDEAL LAP TIME :		BEST LAP TIME :		DIFFERENCE :			
LAP	SECTOR 1	SECTOR 2	SECTOR 3	LAP TIME	MPH	DIFF	TIME OF DAY
1 -		49.620	26.874	1:58.192	74.11		12:01:49.390

BMCRC - MRO Championships 2022 - Rnd 6 @ Brands Hatch GP

ACU Team Green Junior Cup & Senior 300

RACE 1 - BEST SECTORS

SECTOR 1			SECTOR 2			SECTOR 3			IDEAL / BEST COMPARISON						
POS	NO	NAME	TIME	NO	NAME	TIME	NO	NAME	TIME	POS	NO	NAME	IDEAL	BEST	DIFF
													PERFECT LAP	1:45.842	
1	777	HARDY	32.614	60	DOCHERTY	47.529	60	DOCHERTY	25.699	1	60	DOCHERTY	1:45.890	1:46.084	0.194
2	60	DOCHERTY	32.662	777	HARDY	47.603	35	WESTON	25.734	2	777	HARDY	1:46.042	1:46.074	0.032
3	19	O'MARA	32.790	131	MELLOR	48.163	131	MELLOR	25.743	3	131	MELLOR	1:46.797	1:47.588	0.791
4	131	MELLOR	32.891	311	WARD	48.233	34	ARBON	25.801	4	19	O'MARA	1:47.108	1:47.641	0.533
5	35	WESTON	33.002	20	MUIR	48.253	777	HARDY	25.825	5	35	WESTON	1:47.139	1:47.765	0.626
6	31	PARK	33.114	19	O'MARA	48.261	0	CLEAVER	25.829	6	20	MUIR	1:47.337	1:47.707	0.370
7	20	MUIR	33.177	35	WESTON	48.403	311	WARD	25.870	7	311	WARD	1:47.356	1:48.188	0.832
8	311	WARD	33.253	34	ARBON	48.480	20	MUIR	25.907	8	34	ARBON	1:47.753	1:47.770	0.017
9	91	HIRST	33.275	31	PARK	48.493	77	WHITE	25.999	9	125	JOLLIFFE	1:47.834	1:47.872	0.038
10	125	JOLLIFFE	33.292	125	JOLLIFFE	48.509	125	JOLLIFFE	26.033	10	0	CLEAVER	1:48.171	1:48.642	0.471
11	67	JONES	33.412	0	CLEAVER	48.705	19	O'MARA	26.057	11	31	PARK	1:48.235	1:48.929	0.694
12	34	ARBON	33.472	77	WHITE	48.712	91	HIRST	26.082	12	77	WHITE	1:48.301	1:48.473	0.172
13	95	MARSHALL	33.575	44	GREEN	49.021	67	JONES	26.130	13	91	HIRST	1:48.672	1:49.042	0.370
14	77	WHITE	33.590	67	JONES	49.189	44	GREEN	26.244	14	67	JONES	1:48.731	1:49.109	0.378
15	0	CLEAVER	33.637	91	HIRST	49.315	95	MARSHALL	26.333	15	44	GREEN	1:49.032	1:49.032	0.000
16	27	DORLING	33.749	95	MARSHALL	49.325	32	MURRAY	26.477	16	95	MARSHALL	1:49.233	1:49.699	0.466
17	44	GREEN	33.767	191	DANCE	49.620	118	HALL	26.547	17	32	MURRAY	1:50.616	1:50.701	0.085
18	118	HALL	34.154	32	MURRAY	49.808	99	DORLING	26.627	18	27	DORLING	1:50.655	1:50.806	0.151
19	32	MURRAY	34.331	27	DORLING	49.916	31	PARK	26.628	19	99	DORLING	1:51.092	1:51.510	0.418
20	18	HIGGINS	34.459	99	DORLING	49.963	18	HIGGINS	26.795	20	18	HIGGINS	1:51.281	1:51.566	0.285
21	99	DORLING	34.502	18	HIGGINS	50.027	191	DANCE	26.874	21	118	HALL	1:51.370	1:51.738	0.368
22	66	SMITH	34.795	66	SMITH	50.545	27	DORLING	26.990	22	62	BETTRIDGE	1:52.944	1:52.944	0.000
23	62	BETTRIDGE	34.900	118	HALL	50.669	156	WOLFF	27.216	23	66	SMITH	1:53.015	1:53.190	0.175
24	70	WHITE	35.282	62	BETTRIDGE	50.768	62	BETTRIDGE	27.276	24	400	THURTL	1:53.978	1:54.297	0.319
25	400	THURTL	35.392	400	THURTL	51.223	400	THURTL	27.363	25	156	WOLFF	1:54.071	1:54.617	0.546
26	156	WOLFF	35.426	70	WHITE	51.415	70	WHITE	27.482	26	70	WHITE	1:54.179	1:54.619	0.440
27	54	SCOTT	35.675	156	WOLFF	51.429	66	SMITH	27.675	27	54	SCOTT	1:55.620	1:55.620	0.000
28	41	ROBEY	36.182	54	SCOTT	52.038	54	SCOTT	27.907	28	41	ROBEY	1:57.600	1:57.741	0.141
29	4	FRANKLIN	36.644	4	FRANKLIN	52.953	4	FRANKLIN	28.267	29	4	FRANKLIN	1:57.864	1:58.835	0.971
30	33	KLINGE	37.196	41	ROBEY	52.984	41	ROBEY	28.434	30	33	KLINGE	2:00.744	2:02.325	1.581
31	87	ATKINSON	40.297	33	KLINGE	54.882	33	KLINGE	28.666	31	87	ATKINSON	2:08.997	2:08.997	0.000
32				87	ATKINSON	58.876	87	ATKINSON	29.824	32	191	DANCE			
33															

BMCRC - MRO Championships 2022 - Rnd 6 @ Brands Hatch GP

ACU Team Green Junior Cup & Senior 300

RACE 1 - STATISTICS

Competitors Started 33
Planned Start 2022-07-16 @ 11:50:00.000
Actual Start 2022-07-16 @ 11:59:51.197
Finish Time 2022-07-16 @ 12:10:35.866
Track Length 2.4332mi.
Total Laps 183
Total Distance Covered 445.2919mi.

Session Fastest Lap History

NO	CL	NAME	LAP TIME	TIME OF DAY	LAP	VEHICLE
60	J	Lennon DOCHERTY	1:46.876	12:03:30.609	2	Kawasaki NINJA 400
60	J	Lennon DOCHERTY	1:46.478	12:05:17.087	3	Kawasaki NINJA 400
777	J	Maximus HARDY	1:46.445	12:05:17.407	3	Kawasaki NINJA 400
60	J	Lennon DOCHERTY	1:46.115	12:07:03.202	4	Kawasaki NINJA 400
777	J	Maximus HARDY	1:46.074	12:07:03.482	4	Kawasaki NINJA 400

Session Leader History

NO	CL	NAME	FROM LAP	LAPS LED	DISTANCE	VEHICLE
60	J	Lennon DOCHERTY	1	6	14.59 miles	Kawasaki NINJA 400

Flag History

TYPE	TIME OF DAY
GREEN	11:59:51.197
FINISH	12:10:35.866

Flag Statistics

TYPE	COUNT	TOTAL LAPS	TOTAL TIME
Green	1	6	12:32.078
Red	0	0	0.000
Safety Car	0	0	0.000
FCY	0	0	0.000

BMCRC - MRO Championships 2022 - Rnd 6 @ Brands Hatch GP

ACU Team Green Junior Cup & Senior 300

RACE 1 - STATISTICS

CLASS : J

22 Starters

Fastest Lap History

NO	NAME	LAP TIME	TIME OF DAY	LAP	VEHICLE
60	Lennon DOCHERTY	1:46.876	12:03:30.609	2	Kawasaki NINJA 400
60	Lennon DOCHERTY	1:46.478	12:05:17.087	3	Kawasaki NINJA 400
777	Maximus HARDY	1:46.445	12:05:17.407	3	Kawasaki NINJA 400
60	Lennon DOCHERTY	1:46.115	12:07:03.202	4	Kawasaki NINJA 400
777	Maximus HARDY	1:46.074	12:07:03.482	4	Kawasaki NINJA 400

Leader History

NO	NAME	FROM LAP	LAPS LED	DISTANCE	VEHICLE
60	Lennon DOCHERTY	1	6	14.59 miles	Kawasaki NINJA 400

BMCRC - MRO Championships 2022 - Rnd 6 @ Brands Hatch GP

ACU Team Green Junior Cup & Senior 300

RACE 1 - STATISTICS

CLASS : S

11 Starters

Fastest Lap History

NO	NAME	LAP TIME	TIME OF DAY	LAP	VEHICLE
0	Elizabeth CLEAVER	1:48.642	12:03:36.650	2	Kawasaki NINJA 400

Leader History

NO	NAME	FROM LAP	LAPS LED	DISTANCE	VEHICLE
0	Elizabeth CLEAVER	1	6	14.59 miles	Kawasaki NINJA 400

BMCRC - MRO Championships 2022 - Rnd 6 @ Brands Hatch GP



ACU Team Green Junior Cup & Senior 300

RACE 11 - GRID (6 Laps)



ROW 12	36	80	Ryan ANDERSON	35	23	Saskya BUSH	34	97	Ben PLATT				
ROW 11			2:08.997	33	87	Sam ATKINSON	32	33	Patrick KLINGE	31	4	Nigel FRANKLIN	1:58.835
ROW 10			1:57.741	30	41	Stephen ROBEY	29	55	Brandon BAKER	28	54	Ben SCOTT	1:55.620
ROW 9			1:54.619	27	70	Justin WHITE	26	156	Jack WOLFF	25	400	Stuart THURTL	1:54.297
ROW 8			1:53.190	24	66	Mark SMITH	23	62	Nicholas BETTRIDGE	22	118	Max HALL	1:51.738
ROW 7			1:51.566	21	18	George HIGGINS	20	99	Drew DORLING	19	27	Felix DORLING	1:50.806
ROW 6			1:50.701	18	191	Craig DANCE	17	32	Conor MURRAY	16	95	Greg MARSHALL	1:49.699
ROW 5			1:49.109	15	67	Iwan JONES	14	91	Sam HIRST	13	44	Sam GREEN	1:49.032
ROW 4			1:48.929	12	31	Robbie PARK	11	0	Elizabeth CLEAVER	10	77	Joe WHITE	1:48.473
ROW 3			1:48.188	9	311	Nathan-Ellis WARD	8	125	Ben JOLLIFFE	7	34	Oliver ARBON	1:47.770
ROW 2			1:47.765	6	35	Zack WESTON	5	20	Jack MUIR	4	19	James O'MARA	1:47.641
ROW 1			1:47.588	3	131	Dylan MELLOR	2	60	Lennon DOCHERTY	1	777	Maximus HARDY	1:46.074
Pole													

Brands Hatch GP: 2.4332 miles

These results are provisional until the conclusion of any judicial and technical matters.

Clerk Of Course :	Stewards :	Timekeeper : <i>Craig Smith</i>
-------------------	------------	------------------------------------

Results can be found at www.tsl-timing.com

Printed - 12:15 Saturday, 16 July 2022



BMCRC - MRO Championships 2022 - Rnd 6 @ Brands Hatch GP



ACU Team Green Junior Cup & Senior 300

RACE 11 - CLASSIFICATION

Kawasaki

POS	NO	CL	PIC NAME	ENTRY	LAPS	TIME	GAP	DIFF	MPH	BEST	ON
1	60	J	1 Lennon DOCHERTY	Kawasaki NINJA 400 - Doc Fit Training	3	5:29.647			79.72	1:47.299	3
2	19	J	2 James O'MARA	Kawasaki NINJA 400 - BRP Machining Ltd	3	5:29.735	0.088	0.088	79.69	1:47.512	3
3	311	J	3 Nathan-Ellis WARD	Kawasaki NINJA 300 - Zipped up racing	3	5:31.106	1.459	1.371	79.36	1:48.081	2
4	125	J	4 Ben JOLLIFFE	Kawasaki NINJA 400 -	3	5:32.233	2.586	1.127	79.09	1:48.233	2
5	777	J	5 Maximus HARDY	Kawasaki NINJA 400 - DAD	3	5:32.320	2.673	0.087	79.07	1:48.579	2
6	91	J	6 Sam HIRST	Kawasaki NINJA - Valley Racing	3	5:37.312	7.665	4.992	77.90	1:49.711	2
7	77	J	7 Joe WHITE	Kawasaki NINJA 400 - Just In Graphics /MZ CONTF	3	5:37.662	8.015	0.350	77.82	1:49.816	3
8	95	J	8 Greg MARSHALL	Kawasaki NINJA 300 - Mum & Dad; HEL Performan	3	5:37.806	8.159	0.144	77.79	1:49.928	3
9	20	J	9 Jack MUIR	Kawasaki NINJA 400 -	3	5:37.898	8.251	0.092	77.77	1:48.934	2
10	67	J	10 Iwan JONES	Kawasaki NINJA 300 - Danosh Services Ltd	3	5:37.984	8.337	0.086	77.75	1:49.412	3
11	27	J	11 Felix DORLING	Kawasaki NINJA 400 - Kernow Controls	3	5:38.500	8.853	0.516	77.63	1:49.823	3
12	32	S	1 Conor MURRAY	Kawasaki NINJA 300 -	3	5:42.051	12.404	3.551	76.82	1:51.315	2
13	99	S	2 Drew DORLING	Kawasaki NINJA 300 - Kernow Controls	3	5:42.183	12.536	0.132	76.79	1:51.208	2
14	118	J	12 Max HALL	Kawasaki NINJA 300 - Racecraft rider development	3	5:45.493	15.846	3.310	76.06	1:51.156	3
15	62	S	3 Nicholas BETTRIDGE	Kawasaki NINJA 400 - Weald builders	3	5:54.683	25.036	9.190	74.09	1:55.752	2
16	55	J	13 Brandon BAKER	Kawasaki NINJA 300 - K-66, ION.	3	5:54.723	25.076	0.040	74.08	1:54.872	2
17	66	S	4 Mark SMITH	Kawasaki NINJA 300 - IMP RACING	3	5:54.914	25.267	0.191	74.04	1:55.464	2
18	156	S	5 Jack WOLFF	Kawasaki NINJA 300 -	3	5:55.453	25.806	0.539	73.93	1:55.616	2
19	400	S	6 Stuart THURTL	Kawasaki NINJA 400 - TeamTortoise Racing	3	5:55.552	25.905	0.099	73.91	1:55.512	2
20	70	S	7 Justin WHITE	Kawasaki NINJA 400 - Just In Graphics	3	5:56.350	26.703	0.798	73.74	1:55.760	2
21	54	S	8 Ben SCOTT	Kawasaki NINJA 250 - GI Landscapes VampTech	3	5:59.003	29.356	2.653	73.20	1:56.344	2
22	41	S	9 Stephen ROBEY	Kawasaki NINJA 250 - A&L Composites	3	6:02.743	33.096	3.740	72.44	1:56.883	2
23	44	J	14 Sam GREEN	Kawasaki NINJA 300 -	3	6:03.631	33.984	0.888	72.26	1:52.224	2
24	4	S	10 Nigel FRANKLIN	Kawasaki NINJA - Jane Franklin	3	6:05.032	35.385	1.401	71.99	1:58.351	2
25	33	J	15 Patrick KLINGE	Kawasaki NINJA 300 -	3	6:07.479	37.832	2.447	71.51	1:58.327	2
26	87	J	16 Sam ATKINSON	Kawasaki -	3	6:30.494	1:00.847	23.015	67.29	2:06.267	2

NOT CLASSIFIED

DNF	34	J	Oliver ARBON	Kawasaki NINJA 400 - tt plumbing and heating	3	5:29.871	0.224		79.66	1:47.490	3
DNF	131	J	Dylan MELLOR	Kawasaki NINJA 300 - BDS Motorcycles	3	5:29.958	0.311	0.087	79.64	1:48.116	3
DNF	35	J	Zack WESTON	Kawasaki NINJA 400 - NW Racing	3	5:30.885	1.238	0.927	79.42	1:48.133	3
DNF	31	J	Robbie PARK	Kawasaki NINJA - Mom	2	3:43.502	1 Lap	1 Lap	78.38	1:47.965	2

FASTEST LAP

60	J	Lennon DOCHERTY	Kawasaki NINJA 400 - Doc Fit Training	3	1:47.299	81.63 mph	131.38 kph
99	S	Drew DORLING	Kawasaki NINJA 300 - Kernow Controls	2	1:51.208	78.76 mph	126.76 kph

Class J - 92.5% of Race Speed = 73.74 mph

Class S - 92.5% of Race Speed = 71.05 mph

Red Flag (end of session): 15:51

Weather / Track : Sunny / Dry

These results are provisional until the conclusion of any judicial and technical matters.

Race Distance: 3 Laps / 7.29 miles

Brands Hatch GP: 2.4332 miles

Date: 16/07/2022 Start: 15:44 Finish: 15:50

Clerk Of Course :	Stewards :	Timekeeper : <i>Craig Smith</i>
-------------------	------------	------------------------------------

Results can be found at www.tsl-timing.com

Printed - 15:55 Saturday, 16 July 2022



BMCRC - MRO Championships 2022 - Rnd 6 @ Brands Hatch GP

ACU Team Green Junior Cup & Senior 300

RACE 11 - LAP CHART

LAP 1 @ 15:46:52.252

NO	BEHIND	LAP TIME
777		1:53.220
60	0.155	1:53.375
131	0.191	1:53.411
34	0.466	1:53.686
19	0.548	1:53.768
35	0.960	1:54.180
311	1.470	1:54.690
125	1.812	1:55.032
31	2.317	1:55.537
20	3.302	1:56.522
95	4.232	1:57.452
91	4.492	1:57.712
77	4.620	1:57.840
27	5.580	1:58.800
32	5.767	1:58.987
67	5.794	1:59.014
99	5.961	1:59.181
118	9.320	2:02.540
62	9.360	2:02.580
66	9.973	2:03.193
156	10.353	2:03.573
400	10.762	2:03.982
55	11.066	2:04.286
70	11.381	2:04.601
54	12.889	2:06.109
4	14.184	2:07.404
41	14.559	2:07.779
33	15.664	2:08.884
87	20.951	2:14.171
44	25.512	2:18.732

LAP 3 @ 15:50:28.679

NO	BEHIND	LAP TIME
60		1:47.299
19	0.088	1:47.512
34	0.224	1:47.490
131	0.311	1:48.116
35	1.238	1:48.133
311	1.459	1:48.335
125	2.586	1:48.968
777	2.673	1:50.521
91	7.665	1:49.889
77	8.015	1:49.816
95	8.159	1:49.928
20	8.251	1:52.442
67	8.337	1:49.412
27	8.853	1:49.823
32	12.404	1:51.749
99	12.536	1:51.794
118	15.846	1:51.156
62	25.036	1:56.351
55	25.076	1:55.565
66	25.267	1:56.257
156	25.806	1:56.264
400	25.905	1:56.058
70	26.703	1:55.989
54	29.356	1:56.550
41	33.096	1:58.081
44	33.984	1:52.675
4	35.385	1:59.277
33	37.832	2:00.268
87	1:00.847	2:10.056

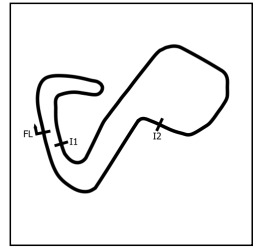
LAP 2 @ 15:48:40.831

NO	BEHIND	LAP TIME
777		1:48.579
131	0.043	1:48.431
19	0.424	1:48.455
60	0.549	1:48.973
34	0.582	1:48.695
35	0.953	1:48.572
311	0.972	1:48.081
125	1.466	1:48.233
31	1.703	1:47.965
20	3.657	1:48.934
91	5.624	1:49.711
77	6.047	1:50.006
95	6.079	1:50.426
67	6.773	1:49.558
27	6.878	1:49.877
32	8.503	1:51.315
99	8.590	1:51.208
118	12.538	1:51.797
62	16.533	1:55.752
66	16.858	1:55.464
55	17.359	1:54.872
156	17.390	1:55.616
400	17.695	1:55.512
70	18.562	1:55.760
54	20.654	1:56.344
41	22.863	1:56.883
4	23.956	1:58.351
33	25.412	1:58.327
44	29.157	1:52.224
87	38.639	2:06.267

BMCRC - MRO Championships 2022 - Rnd 6 @ Brands Hatch GP

ACU Team Green Junior Cup & Senior 300

RACE 11 - SECTOR ANALYSIS



SECTOR 1 = FL to I1, SECTOR 2 = I1 to I2, SECTOR 3 = I2 to FL, DIFF = Difference To Personal Best Lap, P = Crossed Finish Line in Pit Lane, D = Time Disallowed

P1 60 J		Lennon DOCHERTY		Kawasaki NINJA 400 - Doc Fit Training			
IDEAL LAP TIME : 1:47.299		BEST LAP TIME : 1:47.299		DIFFERENCE : 0.000			
LAP	SECTOR 1	SECTOR 2	SECTOR 3	LAP TIME	MPH	DIFF	TIME OF DAY
1 -		48.408	26.341	1:53.375	77.26	6.076	15:46:52.407
2 -	33.582	49.245	26.146	1:48.973 (2)	80.38	1.674	15:48:41.380
3 -	33.330	48.181	25.788	1:47.299 (1)	81.63		15:50:28.679

P2 19 J		James O'MARA		Kawasaki NINJA 400 - BRP Machining Ltd			
IDEAL LAP TIME : 1:47.512		BEST LAP TIME : 1:47.512		DIFFERENCE : 0.000			
LAP	SECTOR 1	SECTOR 2	SECTOR 3	LAP TIME	MPH	DIFF	TIME OF DAY
1 -		48.510	26.214	1:53.768	76.99	6.256	15:46:52.800
2 -	33.344	48.838	26.273	1:48.455 (2)	80.76	0.943	15:48:41.255
3 -	33.149	48.289	26.074	1:47.512 (1)	81.47		15:50:28.767

P3 311 J		Nathan-Ellis WARD		Kawasaki NINJA 300 - Zipped up racing			
IDEAL LAP TIME : 1:47.918		BEST LAP TIME : 1:48.081		DIFFERENCE : 0.163			
LAP	SECTOR 1	SECTOR 2	SECTOR 3	LAP TIME	MPH	DIFF	TIME OF DAY
1 -		48.805	25.956	1:54.690	76.37	6.609	15:46:53.722
2 -	33.350	48.756	25.975	1:48.081 (1)	81.04		15:48:41.803
3 -	33.767	48.687	25.881	1:48.335 (2)	80.85	0.254	15:50:30.138

P4 125 J		Ben JOLLIFFE		Kawasaki NINJA 400 -			
IDEAL LAP TIME : 1:48.135		BEST LAP TIME : 1:48.233		DIFFERENCE : 0.098			
LAP	SECTOR 1	SECTOR 2	SECTOR 3	LAP TIME	MPH	DIFF	TIME OF DAY
1 -		48.711	26.449	1:55.032	76.15	6.799	15:46:54.064
2 -	33.367	48.809	26.057	1:48.233 (1)	80.93		15:48:42.297
3 -	33.424	49.089	26.455	1:48.968 (2)	80.38	0.735	15:50:31.265

P5 777 J		Maximus HARDY		Kawasaki NINJA 400 - DAD			
IDEAL LAP TIME : 1:47.771		BEST LAP TIME : 1:48.579		DIFFERENCE : 0.808			
LAP	SECTOR 1	SECTOR 2	SECTOR 3	LAP TIME	MPH	DIFF	TIME OF DAY
1 -		48.542	26.214	1:53.220	77.36	4.641	15:46:52.252
2 -	33.213	49.350	26.016	1:48.579 (1)	80.67		15:48:40.831
3 -	33.416	49.412	27.693	1:50.521 (2)	79.25	1.942	15:50:31.352

P6 91 J		Sam HIRST		Kawasaki NINJA - Valley Racing			
IDEAL LAP TIME : 1:49.423		BEST LAP TIME : 1:49.711		DIFFERENCE : 0.288			
LAP	SECTOR 1	SECTOR 2	SECTOR 3	LAP TIME	MPH	DIFF	TIME OF DAY
1 -		50.100	26.524	1:57.712	74.41	8.001	15:46:56.744
2 -	33.923	49.544	26.244	1:49.711 (1)	79.84		15:48:46.455
3 -	33.635	49.912	26.342	1:49.889 (2)	79.71	0.178	15:50:36.344

P7 77 J		Joe WHITE		Kawasaki NINJA 400 - Just In Graphics /MZ CONTRACTS/ Silver			
IDEAL LAP TIME : 1:49.367		BEST LAP TIME : 1:49.816		DIFFERENCE : 0.449			
LAP	SECTOR 1	SECTOR 2	SECTOR 3	LAP TIME	MPH	DIFF	TIME OF DAY
1 -		50.008	26.422	1:57.840	74.33	8.024	15:46:56.872
2 -	34.311	49.523	26.172	1:50.006 (2)	79.63	0.190	15:48:46.878
3 -	33.987	49.208	26.621	1:49.816 (1)	79.76		15:50:36.694

P8 95 J		Greg MARSHALL		Kawasaki NINJA 300 - Mum & Dad; HEL Performance			
IDEAL LAP TIME : 1:49.685		BEST LAP TIME : 1:49.928		DIFFERENCE : 0.243			
LAP	SECTOR 1	SECTOR 2	SECTOR 3	LAP TIME	MPH	DIFF	TIME OF DAY
1 -		49.592	26.821	1:57.452	74.58	7.524	15:46:56.484
2 -	34.002	49.935	26.489	1:50.426 (2)	79.32	0.498	15:48:46.910
3 -	34.101	49.194	26.633	1:49.928 (1)	79.68		15:50:36.838

BMCRC - MRO Championships 2022 - Rnd 6 @ Brands Hatch GP

ACU Team Green Junior Cup & Senior 300

RACE 11 - SECTOR ANALYSIS



SECTOR 1 = FL to I1, SECTOR 2 = I1 to I2, SECTOR 3 = I2 to FL, DIFF = Difference To Personal Best Lap, P = Crossed Finish Line in Pit Lane, D = Time Disallowed

P9 20 J		Jack MUIR		Kawasaki NINJA 400 -			
IDEAL LAP TIME : 1:48.934		BEST LAP TIME : 1:48.934		DIFFERENCE : 0.000			
LAP	SECTOR 1	SECTOR 2	SECTOR 3	LAP TIME	MPH	DIFF	TIME OF DAY
1 -		49.439	26.437	1:56.522	75.17	7.588	15:46:55.554
2 -	33.319	49.338	26.277	1:48.934 (1)	80.41		15:48:44.488
3 -	33.813	50.546	28.083	1:52.442 (2)	77.90	3.508	15:50:36.930

P10 67 J		Iwan JONES		Kawasaki NINJA 300 - Danosh Services Ltd			
IDEAL LAP TIME : 1:49.108		BEST LAP TIME : 1:49.412		DIFFERENCE : 0.304			
LAP	SECTOR 1	SECTOR 2	SECTOR 3	LAP TIME	MPH	DIFF	TIME OF DAY
1 -		49.752	26.597	1:59.014	73.60	9.602	15:46:58.046
2 -	33.663	49.560	26.335	1:49.558 (2)	79.95	0.146	15:48:47.604
3 -	33.576	49.197	26.639	1:49.412 (1)	80.06		15:50:37.016

P11 27 J		Felix DORLING		Kawasaki NINJA 400 - Kernow Controls			
IDEAL LAP TIME : 1:49.665		BEST LAP TIME : 1:49.823		DIFFERENCE : 0.158			
LAP	SECTOR 1	SECTOR 2	SECTOR 3	LAP TIME	MPH	DIFF	TIME OF DAY
1 -		50.124	26.810	1:58.800	73.73	8.977	15:46:57.832
2 -	33.730	49.558	26.589	1:49.877 (2)	79.72	0.054	15:48:47.709
3 -	33.888	49.471	26.464	1:49.823 (1)	79.76		15:50:37.532

P12 32 S		Conor MURRAY		Kawasaki NINJA 300 -			
IDEAL LAP TIME : 1:51.315		BEST LAP TIME : 1:51.315		DIFFERENCE : 0.000			
LAP	SECTOR 1	SECTOR 2	SECTOR 3	LAP TIME	MPH	DIFF	TIME OF DAY
1 -		50.083	27.112	1:58.987	73.61	7.672	15:46:58.019
2 -	34.586	49.951	26.778	1:51.315 (1)	78.69		15:48:49.334
3 -	34.631	50.321	26.797	1:51.749 (2)	78.38	0.434	15:50:41.083

P13 99 S		Drew DORLING		Kawasaki NINJA 300 - Kernow Controls			
IDEAL LAP TIME : 1:51.069		BEST LAP TIME : 1:51.208		DIFFERENCE : 0.139			
LAP	SECTOR 1	SECTOR 2	SECTOR 3	LAP TIME	MPH	DIFF	TIME OF DAY
1 -		50.579	26.367	1:59.181	73.49	7.973	15:46:58.213
2 -	34.463	50.239	26.506	1:51.208 (1)	78.76		15:48:49.421
3 -	35.015	50.311	26.468	1:51.794 (2)	78.35	0.586	15:50:41.215

P14 118 J		Max HALL		Kawasaki NINJA 300 - Racecraft rider development			
IDEAL LAP TIME : 1:51.110		BEST LAP TIME : 1:51.156		DIFFERENCE : 0.046			
LAP	SECTOR 1	SECTOR 2	SECTOR 3	LAP TIME	MPH	DIFF	TIME OF DAY
1 -		52.221	27.476	2:02.540	71.48	11.384	15:47:01.572
2 -	34.318	50.749	26.730	1:51.797 (2)	78.35	0.641	15:48:53.369
3 -	34.065	50.315	26.776	1:51.156 (1)	78.80		15:50:44.525

P15 62 S		Nicholas BETTRIDGE		Kawasaki NINJA 400 - Weald builders			
IDEAL LAP TIME : 1:55.264		BEST LAP TIME : 1:55.752		DIFFERENCE : 0.488			
LAP	SECTOR 1	SECTOR 2	SECTOR 3	LAP TIME	MPH	DIFF	TIME OF DAY
1 -		51.779	27.761	2:02.580	71.46	6.828	15:47:01.612
2 -	35.812	52.267	27.673	1:55.752 (1)	75.67		15:48:57.364
3 -	36.391	52.064	27.896	1:56.351 (2)	75.28	0.599	15:50:53.715

P16 55 J		Brandon BAKER		Kawasaki NINJA 300 - K-66, ION.			
IDEAL LAP TIME : 1:54.240		BEST LAP TIME : 1:54.872		DIFFERENCE : 0.632			
LAP	SECTOR 1	SECTOR 2	SECTOR 3	LAP TIME	MPH	DIFF	TIME OF DAY
1 -		51.850	27.149	2:04.286	70.48	9.414	15:47:03.318
2 -	35.329	52.482	27.061	1:54.872 (1)	76.25		15:48:58.190
3 -	36.050	52.115	27.400	1:55.565 (2)	75.80	0.693	15:50:53.755

BMCRC - MRO Championships 2022 - Rnd 6 @ Brands Hatch GP

ACU Team Green Junior Cup & Senior 300

RACE 11 - SECTOR ANALYSIS



SECTOR 1 = FL to I1, SECTOR 2 = I1 to I2, SECTOR 3 = I2 to FL, DIFF = Difference To Personal Best Lap, P = Crossed Finish Line in Pit Lane, D = Time Disallowed

P17 66 S		Mark SMITH		Kawasaki NINJA 300 - IMP RACING			
IDEAL LAP TIME : 1:54.739		BEST LAP TIME : 1:55.464		DIFFERENCE : 0.725			
LAP	SECTOR 1	SECTOR 2	SECTOR 3	LAP TIME	MPH	DIFF	TIME OF DAY
1 -		51.730	27.827	2:03.193	71.10	7.729	15:47:02.225
2 -	35.376	52.455	27.633	1:55.464 (1)	75.86		15:48:57.689
3 -	36.314	52.072	27.871	1:56.257 (2)	75.34	0.793	15:50:53.946

P18 156 S		Jack WOLFF		Kawasaki NINJA 300 -			
IDEAL LAP TIME : 1:54.935		BEST LAP TIME : 1:55.616		DIFFERENCE : 0.681			
LAP	SECTOR 1	SECTOR 2	SECTOR 3	LAP TIME	MPH	DIFF	TIME OF DAY
1 -		52.081	27.426	2:03.573	70.88	7.957	15:47:02.605
2 -	35.428	52.414	27.774	1:55.616 (1)	75.76		15:48:58.221
3 -	36.316	52.328	27.620	1:56.264 (2)	75.34	0.648	15:50:54.485

P19 400 S		Stuart THURTL		Kawasaki NINJA 400 - TeamTortoise Racing			
IDEAL LAP TIME : 1:54.361		BEST LAP TIME : 1:55.512		DIFFERENCE : 1.151			
LAP	SECTOR 1	SECTOR 2	SECTOR 3	LAP TIME	MPH	DIFF	TIME OF DAY
1 -		51.735	27.450	2:03.982	70.65	8.470	15:47:03.014
2 -	35.331	52.564	27.617	1:55.512 (1)	75.83		15:48:58.526
3 -	36.301	52.462	27.295	1:56.058 (2)	75.47	0.546	15:50:54.584

P20 70 S		Justin WHITE		Kawasaki NINJA 400 - Just In Graphics			
IDEAL LAP TIME : 1:55.355		BEST LAP TIME : 1:55.760		DIFFERENCE : 0.405			
LAP	SECTOR 1	SECTOR 2	SECTOR 3	LAP TIME	MPH	DIFF	TIME OF DAY
1 -		52.196	27.752	2:04.601	70.30	8.841	15:47:03.633
2 -	35.407	52.209	28.144	1:55.760 (1)	75.67		15:48:59.393
3 -	35.844	52.198	27.947	1:55.989 (2)	75.52	0.229	15:50:55.382

P21 54 S		Ben SCOTT		Kawasaki NINJA 250 - GI Landscapes VampTech			
IDEAL LAP TIME : 1:55.912		BEST LAP TIME : 1:56.344		DIFFERENCE : 0.432			
LAP	SECTOR 1	SECTOR 2	SECTOR 3	LAP TIME	MPH	DIFF	TIME OF DAY
1 -		52.527	27.766	2:06.109	69.46	9.765	15:47:05.141
2 -	35.875	52.575	27.894	1:56.344 (1)	75.29		15:49:01.485
3 -	36.184	52.271	28.095	1:56.550 (2)	75.15	0.206	15:50:58.035

P22 41 S		Stephen ROBEY		Kawasaki NINJA 250 - A&L Composites			
IDEAL LAP TIME : 1:56.718		BEST LAP TIME : 1:56.883		DIFFERENCE : 0.165			
LAP	SECTOR 1	SECTOR 2	SECTOR 3	LAP TIME	MPH	DIFF	TIME OF DAY
1 -		53.455	28.267	2:07.779	68.55	10.896	15:47:06.811
2 -	36.058	52.761	28.064	1:56.883 (1)	74.94		15:49:03.694
3 -	37.056	52.596	28.429	1:58.081 (2)	74.18	1.198	15:51:01.775

P23 44 J		Sam GREEN		Kawasaki NINJA 300 -			
IDEAL LAP TIME : 1:51.797		BEST LAP TIME : 1:52.224		DIFFERENCE : 0.427			
LAP	SECTOR 1	SECTOR 2	SECTOR 3	LAP TIME	MPH	DIFF	TIME OF DAY
1 -		1:11.121	27.323	2:18.732	63.14	26.508	15:47:17.764
2 -	34.559	51.014	26.651	1:52.224 (1)	78.05		15:49:09.988
3 -	34.895	50.587	27.193	1:52.675 (2)	77.74	0.451	15:51:02.663

P24 4 S		Nigel FRANKLIN		Kawasaki NINJA - Jane Franklin			
IDEAL LAP TIME : 1:58.257		BEST LAP TIME : 1:58.351		DIFFERENCE : 0.094			
LAP	SECTOR 1	SECTOR 2	SECTOR 3	LAP TIME	MPH	DIFF	TIME OF DAY
1 -		53.407	28.330	2:07.404	68.75	9.053	15:47:06.436
2 -	37.322	52.786	28.243	1:58.351 (1)	74.01		15:49:04.787
3 -	37.228	53.374	28.675	1:59.277 (2)	73.44	0.926	15:51:04.064

BMCRC - MRO Championships 2022 - Rnd 6 @ Brands Hatch GP

ACU Team Green Junior Cup & Senior 300

RACE 11 - SECTOR ANALYSIS



SECTOR 1 = FL to I1, SECTOR 2 = I1 to I2, SECTOR 3 = I2 to FL, DIFF = Difference To Personal Best Lap, P = Crossed Finish Line in Pit Lane, D = Time Disallowed

P25 33 J Patrick KLINGE		Kawasaki NINJA 300 -					
IDEAL LAP TIME : 1:58.327		BEST LAP TIME : 1:58.327		DIFFERENCE : 0.000			
LAP	SECTOR 1	SECTOR 2	SECTOR 3	LAP TIME	MPH	DIFF	TIME OF DAY
1 -		54.083	28.394	2:08.884	67.96	10.557	15:47:07.916
2 -	36.525	53.743	28.059	1:58.327 (1)	74.03		15:49:06.243
3 -	37.374	54.325	28.569	2:00.268 (2)	72.83	1.941	15:51:06.511

P26 87 J Sam ATKINSON		Kawasaki -					
IDEAL LAP TIME : 2:05.459		BEST LAP TIME : 2:06.267		DIFFERENCE : 0.808			
LAP	SECTOR 1	SECTOR 2	SECTOR 3	LAP TIME	MPH	DIFF	TIME OF DAY
1 -		57.191	29.072	2:14.171	65.28	7.904	15:47:13.203
2 -	39.196	57.793	29.278	2:06.267 (1)	69.37		15:49:19.470
3 -	40.965	59.155	29.936	2:10.056 (2)	67.35	3.789	15:51:29.526

P27 34 J Oliver ARBON		Kawasaki NINJA 400 - tt plumbing and heating					
IDEAL LAP TIME : 1:47.278		BEST LAP TIME : 1:47.490		DIFFERENCE : 0.212			
LAP	SECTOR 1	SECTOR 2	SECTOR 3	LAP TIME	MPH	DIFF	TIME OF DAY
1 -		48.351	25.930	1:53.686	77.05	6.196	15:46:52.718
2 -	34.006	48.598	26.091	1:48.695 (2)	80.59	1.205	15:48:41.413
3 -	33.491	48.563	25.436	1:47.490 (1)	81.49		15:50:28.903

P28 131 J Dylan MELLOR		Kawasaki NINJA 300 - BDS Motorcycles					
IDEAL LAP TIME : 1:47.552		BEST LAP TIME : 1:48.116		DIFFERENCE : 0.564			
LAP	SECTOR 1	SECTOR 2	SECTOR 3	LAP TIME	MPH	DIFF	TIME OF DAY
1 -		48.725	25.883	1:53.411	77.23	5.295	15:46:52.443
2 -	33.220	49.313	25.898	1:48.431 (2)	80.78	0.315	15:48:40.874
3 -	33.493	49.016	25.607	1:48.116 (1)	81.02		15:50:28.990

P29 35 J Zack WESTON		Kawasaki NINJA 400 - NW Racing					
IDEAL LAP TIME : 1:47.922		BEST LAP TIME : 1:48.133		DIFFERENCE : 0.211			
LAP	SECTOR 1	SECTOR 2	SECTOR 3	LAP TIME	MPH	DIFF	TIME OF DAY
1 -		49.198	25.792	1:54.180	76.71	6.047	15:46:53.212
2 -	33.658	48.876	26.038	1:48.572 (2)	80.68	0.439	15:48:41.784
3 -	33.819	48.472	25.842	1:48.133 (1)	81.00		15:50:29.917

P30 31 J Robbie PARK		Kawasaki NINJA - Mom					
IDEAL LAP TIME : 1:47.965		BEST LAP TIME : 1:47.965		DIFFERENCE : 0.000			
LAP	SECTOR 1	SECTOR 2	SECTOR 3	LAP TIME	MPH	DIFF	TIME OF DAY
1 -		48.950	26.253	1:55.537	75.81	7.572	15:46:54.569
2 -	33.145	48.746	26.074	1:47.965 (1)	81.13		15:48:42.534

BMCRC - MRO Championships 2022 - Rnd 6 @ Brands Hatch GP

ACU Team Green Junior Cup & Senior 300

RACE 11 - BEST SECTORS

SECTOR 1			SECTOR 2			SECTOR 3			IDEAL / BEST COMPARISON						
POS	NO	NAME	TIME	NO	NAME	TIME	NO	NAME	TIME	POS	NO	NAME	IDEAL	BEST	DIFF
													PERFECT LAP	1:46.762	
1	31	PARK	33.145	60	DOCHERTY	48.181	34	ARBON	25.436	1	34	ARBON	1:47.278	1:47.490	0.212
2	19	O'MARA	33.149	19	O'MARA	48.289	131	MELLOR	25.607	2	60	DOCHERTY	1:47.299	1:47.299	0.000
3	777	HARDY	33.213	34	ARBON	48.351	60	DOCHERTY	25.788	3	19	O'MARA	1:47.512	1:47.512	0.000
4	131	MELLOR	33.220	35	WESTON	48.472	35	WESTON	25.792	4	131	MELLOR	1:47.552	1:48.116	0.564
5	20	MUIR	33.319	777	HARDY	48.542	311	WARD	25.881	5	777	HARDY	1:47.771	1:48.579	0.808
6	60	DOCHERTY	33.330	311	WARD	48.687	777	HARDY	26.016	6	311	WARD	1:47.918	1:48.081	0.163
7	311	WARD	33.350	125	JOLLIFFE	48.711	125	JOLLIFFE	26.057	7	35	WESTON	1:47.922	1:48.133	0.211
8	125	JOLLIFFE	33.367	131	MELLOR	48.725	19	O'MARA	26.074	8	31	PARK	1:47.965	1:47.965	0.000
9	34	ARBON	33.491	31	PARK	48.746	31	PARK	26.074	9	125	JOLLIFFE	1:48.135	1:48.233	0.098
10	67	JONES	33.576	95	MARSHALL	49.194	77	WHITE	26.172	10	20	MUIR	1:48.934	1:48.934	0.000
11	91	HIRST	33.635	67	JONES	49.197	91	HIRST	26.244	11	67	JONES	1:49.108	1:49.412	0.304
12	35	WESTON	33.658	77	WHITE	49.208	20	MUIR	26.277	12	77	WHITE	1:49.367	1:49.816	0.449
13	27	DORLING	33.730	20	MUIR	49.338	67	JONES	26.335	13	91	HIRST	1:49.423	1:49.711	0.288
14	77	WHITE	33.987	27	DORLING	49.471	99	DORLING	26.367	14	27	DORLING	1:49.665	1:49.823	0.158
15	95	MARSHALL	34.002	91	HIRST	49.544	27	DORLING	26.464	15	95	MARSHALL	1:49.685	1:49.928	0.243
16	118	HALL	34.065	32	MURRAY	49.951	95	MARSHALL	26.489	16	99	DORLING	1:51.069	1:51.208	0.139
17	99	DORLING	34.463	99	DORLING	50.239	44	GREEN	26.651	17	118	HALL	1:51.110	1:51.156	0.046
18	44	GREEN	34.559	118	HALL	50.315	118	HALL	26.730	18	32	MURRAY	1:51.315	1:51.315	0.000
19	32	MURRAY	34.586	44	GREEN	50.587	32	MURRAY	26.778	19	44	GREEN	1:51.797	1:52.224	0.427
20	55	BAKER	35.329	66	SMITH	51.730	55	BAKER	27.061	20	55	BAKER	1:54.240	1:54.872	0.632
21	400	THURTL	35.331	400	THURTL	51.735	400	THURTL	27.295	21	400	THURTL	1:54.361	1:55.512	1.151
22	66	SMITH	35.376	62	BETRIDGE	51.779	156	WOLFF	27.426	22	66	SMITH	1:54.739	1:55.464	0.725
23	70	WHITE	35.407	55	BAKER	51.850	66	SMITH	27.633	23	156	WOLFF	1:54.935	1:55.616	0.681
24	156	WOLFF	35.428	156	WOLFF	52.081	62	BETRIDGE	27.673	24	62	BETRIDGE	1:55.264	1:55.752	0.488
25	62	BETRIDGE	35.812	70	WHITE	52.196	70	WHITE	27.752	25	70	WHITE	1:55.355	1:55.760	0.405
26	54	SCOTT	35.875	54	SCOTT	52.271	54	SCOTT	27.766	26	54	SCOTT	1:55.912	1:56.344	0.432
27	41	ROBEY	36.058	41	ROBEY	52.596	33	KLINGE	28.059	27	41	ROBEY	1:56.718	1:56.883	0.165
28	33	KLINGE	36.525	4	FRANKLIN	52.786	41	ROBEY	28.064	28	4	FRANKLIN	1:58.257	1:58.351	0.094
29	4	FRANKLIN	37.228	33	KLINGE	53.743	4	FRANKLIN	28.243	29	33	KLINGE	1:58.327	1:58.327	0.000
30	87	ATKINSON	39.196	87	ATKINSON	57.191	87	ATKINSON	29.072	30	87	ATKINSON	2:05.459	2:06.267	0.808

BMCRC - MRO Championships 2022 - Rnd 6 @ Brands Hatch GP

ACU Team Green Junior Cup & Senior 300

RACE 11 - STATISTICS

Competitors Started	30
Planned Start	2022-07-16 @ 15:41:00.000
Actual Start	2022-07-16 @ 15:44:59.031
Finish Time	2022-07-16 @ 15:50:28.678
Track Length	2.4332mi.
Total Laps	89
Total Distance Covered	216.5627mi.

Session Fastest Lap History

NO	CL	NAME	LAP TIME	TIME OF DAY	LAP	VEHICLE
777	J	Maximus HARDY	1:48.579	15:48:40.847	2	Kawasaki NINJA 400
131	J	Dylan MELLOR	1:48.431	15:48:40.874	2	Kawasaki NINJA 300
311	J	Nathan-Ellis WARD	1:48.081	15:48:41.803	2	Kawasaki NINJA 300
31	J	Robbie PARK	1:47.965	15:48:42.545	2	Kawasaki NINJA
60	J	Lennon DOCHERTY	1:47.299	15:50:28.693	3	Kawasaki NINJA 400

Session Leader History

NO	CL	NAME	FROM LAP	LAPS LED	DISTANCE	VEHICLE
777	J	Maximus HARDY	1	2	4.86 miles	Kawasaki NINJA 400
60	J	Lennon DOCHERTY	3	1	2.43 miles	Kawasaki NINJA 400

Flag History

TYPE	TIME OF DAY
GREEN	15:44:59.031
FINISH	15:50:28.678

Flag Statistics

TYPE	COUNT	TOTAL LAPS	TOTAL TIME
Green	1	3	7:56.264
Red	0	0	0.000
Safety Car	0	0	0.000
FCY	0	0	0.000

BMCRC - MRO Championships 2022 - Rnd 6 @ Brands Hatch GP

ACU Team Green Junior Cup & Senior 300

RACE 11 - STATISTICS

CLASS : J

20 Starters

Fastest Lap History

NO	NAME	LAP TIME	TIME OF DAY	LAP	VEHICLE
777	Maximus HARDY	1:48.579	15:48:40.847	2	Kawasaki NINJA 400
131	Dylan MELLOR	1:48.431	15:48:40.874	2	Kawasaki NINJA 300
311	Nathan-Ellis WARD	1:48.081	15:48:41.803	2	Kawasaki NINJA 300
31	Robbie PARK	1:47.965	15:48:42.545	2	Kawasaki NINJA
60	Lennon DOCHERTY	1:47.299	15:50:28.693	3	Kawasaki NINJA 400

Leader History

NO	NAME	FROM LAP	LAPS LED	DISTANCE	VEHICLE
777	Maximus HARDY	1	2	4.86 miles	Kawasaki NINJA 400
60	Lennon DOCHERTY	3	1	2.43 miles	Kawasaki NINJA 400

BMCRC - MRO Championships 2022 - Rnd 6 @ Brands Hatch GP

ACU Team Green Junior Cup & Senior 300

RACE 11 - STATISTICS

CLASS : S

10 Starters

Fastest Lap History

NO	NAME	LAP TIME	TIME OF DAY	LAP	VEHICLE
32	Conor MURRAY	1:51.315	15:48:49.348	2	Kawasaki NINJA 300
99	Drew DORLING	1:51.208	15:48:49.406	2	Kawasaki NINJA 300

Leader History

NO	NAME	FROM LAP	LAPS LED	DISTANCE	VEHICLE
32	Conor MURRAY	1	3	7.29 miles	Kawasaki NINJA 300

BMCRC - MRO Championships 2022 - Rnd 6 @ Brands Hatch GP



ACU Team Green Junior Cup & Senior 300

RACE 1 - GRID (7 Laps)



ROW 12	36	80	Ryan ANDERSON	35	23	Saskya BUSH	34	97	Ben PLATT						
ROW 11				33	18	George HIGGINS	32	191	Craig DANCE	31	0	Elizabeth CLEAVER			
ROW 10			2:06.267	30	87	Sam ATKINSON	29	4	Nigel FRANKLIN	1:58.351	28	33	Patrick KLINGE	1:58.327	
ROW 9				27	41	Stephen ROBEY	1:56.883	26	54	Ben SCOTT	1:56.344	25	70	Justin WHITE	1:55.760
ROW 8			1:55.752	24	62	Nicholas BETTRIDGE	1:55.616	23	156	Jack WOLFF	1:55.512	22	400	Stuart THURTL	
ROW 7				21	66	Mark SMITH	1:55.464	20	55	Brandon BAKER	1:54.872	19	44	Sam GREEN	1:52.224
ROW 6			1:51.315	18	32	Conor MURRAY	1:51.208	17	99	Drew DORLING	1:51.156	16	118	Max HALL	
ROW 5				15	95	Greg MARSHALL	1:49.928	14	27	Felix DORLING	1:49.823	13	77	Joe WHITE	1:49.816
ROW 4			1:49.711	12	91	Sam HIRST	1:49.412	11	67	Iwan JONES	1:48.934	10	20	Jack MUIR	
ROW 3				9	777	Maximus HARDY	1:48.579	8	125	Ben JOLLIFFE	1:48.233	7	35	Zack WESTON	1:48.133
ROW 2			1:48.116	6	131	Dylan MELLOR	1:48.081	5	311	Nathan-Ellis WARD	1:47.965	4	31	Robbie PARK	
ROW 1				3	19	James O'MARA	1:47.512	2	34	Oliver ARBON	1:47.490	1	60	Lennon DOCHERTY	1:47.299
Pole															

Brands Hatch GP: 2.4332 miles

These results are provisional until the conclusion of any judicial and technical matters.

Clerk Of Course :	Stewards :	Timekeeper : <i>Craig Smith</i>
-------------------	------------	------------------------------------

Results can be found at www.tsl-timing.com

Printed - 15:58 Saturday, 16 July 2022



BMCRC - MRO Championships 2022 - Rnd 6 @ Brands Hatch GP



ACU Team Green Junior Cup & Senior 300

RACE 1 - CLASSIFICATION

Kawasaki

POS	NO	CL	PIC NAME	ENTRY	LAPS	TIME	GAP	DIFF	MPH	BEST	ON
1	60	J	1 Lennon DOCHERTY	Kawasaki NINJA 400 - Doc Fit Training	7	12:31.751			81.56	1:45.796	4
2	19	J	2 James O'MARA	Kawasaki NINJA 400 - BRP Machining Ltd	7	12:34.593	2.842	2.842	81.26	1:46.413	5
3	777	J	3 Maximus HARDY	Kawasaki NINJA 400 - DAD	7	12:34.648	2.897	0.055	81.25	1:45.750	4
4	311	J	4 Nathan-Ellis WARD	Kawasaki NINJA 300 - Zipped up racing	7	12:41.423	9.672	6.775	80.53	1:46.586	3
5	125	J	5 Ben JOLLIFFE	Kawasaki NINJA 400 -	7	12:41.750	9.999	0.327	80.49	1:47.777	3
6	34	J	6 Oliver ARBON	Kawasaki NINJA 400 - tt plumbing and heating	7	12:48.067	16.316	6.317	79.83	1:48.629	6
7	67	J	7 Iwan JONES	Kawasaki NINJA 300 - Danosh Services Ltd	7	12:48.307	16.556	0.240	79.81	1:47.887	5
8	31	J	8 Robbie PARK	Kawasaki NINJA - Mom	7	12:48.333	16.582	0.026	79.80	1:48.339	3
9	35	J	9 Zack WESTON	Kawasaki NINJA 400 - NW Racing	7	12:50.573	18.822	2.240	79.57	1:47.847	5
10	27	J	10 Felix DORLING	Kawasaki NINJA 400 - Kernow Controls	7	12:50.924	19.173	0.351	79.53	1:48.098	4
11	91	J	11 Sam HIRST	Kawasaki NINJA - Valley Racing	7	12:50.959	19.208	0.035	79.53	1:47.954	4
12	77	J	12 Joe WHITE	Kawasaki NINJA 400 - Mum & Dad; HEL Performanc	7	12:51.395	19.644	0.436	79.49	1:48.469	4
13	95	J	13 Greg MARSHALL	Kawasaki NINJA 300 - Mum & Dad; HEL Performanc	7	12:57.938	26.187	6.543	78.82	1:48.481	5
14	44	J	14 Sam GREEN	Kawasaki NINJA 300 -	7	13:01.917	30.166	3.979	78.42	1:49.245	3
15	0	S	1 Elizabeth CLEAVER	Kawasaki NINJA 400 - Churcher's mobility	7	13:02.991	31.240	1.074	78.31	1:49.913	6
16	99	S	2 Drew DORLING	Kawasaki NINJA 300 - Kernow Controls	7	13:03.302	31.551	0.311	78.28	1:49.644	5
17	32*	S	3 Conor MURRAY	Kawasaki NINJA 300 -	7	13:09.031	37.280	5.729	77.71	1:50.327	3
18	66	S	4 Mark SMITH	Kawasaki NINJA 300 - IMP RACING	7	13:26.668	54.917	17.637	76.01	1:53.453	4
19	70	S	5 Justin WHITE	Kawasaki NINJA 400 - Just In Graphics	7	13:27.185	55.434	0.517	75.96	1:53.290	2
20	18	J	15 George HIGGINS	Kawasaki NINJA 400 - Aztec Racing	7	13:27.267	55.516	0.082	75.95	1:52.302	7
21	156	S	6 Jack WOLFF	Kawasaki NINJA 300 -	7	13:28.478	56.727	1.211	75.84	1:52.975	7
22	62	S	7 Nicholas BETTRIDGE	Kawasaki NINJA 400 - Weald builders	7	13:28.716	56.965	0.238	75.82	1:52.923	7
23	400	S	8 Stuart THURTLIE	Kawasaki NINJA 400 - TeamTortoise Racing	7	13:35.836	1:04.085	7.120	75.16	1:54.543	5
24	54	S	9 Ben SCOTT	Kawasaki NINJA 250 - GI Landscapes VampTech	7	13:39.314	1:07.563	3.478	74.84	1:53.472	7
25	41	S	10 Stephen ROBEY	Kawasaki NINJA 250 - A&L Composites	7	13:43.684	1:11.933	4.370	74.44	1:55.177	2
26	4	S	11 Nigel FRANKLIN	Kawasaki NINJA - Jane Franklin	7	13:55.560	1:23.809	11.876	73.38	1:57.210	7
27	33	J	16 Patrick KLINGE	Kawasaki NINJA 300 -	7	14:04.988	1:33.237	9.428	72.56	1:59.039	5
28	87	J	17 Sam ATKINSON	Kawasaki -	6	13:01.026	1 Lap	1 Lap	67.29	2:06.536	6

NOT CLASSIFIED

DNF	20	J	Jack MUIR	Kawasaki NINJA 400 -	5	9:14.415	2 Laps	1 Lap	79.00	1:48.617	5
DNF	118	J	Max HALL	Kawasaki NINJA 300 - Racecraft rider development	1	1:58.786	6 Laps	4 Laps	73.74		

NOT STARTED

NS	131	J	Dylan MELLOR	Kawasaki NINJA 300 - BDS Motorcycles							
----	-----	---	--------------	--------------------------------------	--	--	--	--	--	--	--

FASTEST LAP

	777	J	Maximus HARDY	Kawasaki NINJA 400 - DAD	4	1:45.750			82.83 mph	133.31 kph	
	99	S	Drew DORLING	Kawasaki NINJA 300 - Kernow Controls	5	1:49.644			79.89 mph	128.57 kph	

* Bike 32 - Please fit a working transponder
 Class J - 92.5% of Race Speed = 75.44 mph
 Class S - 92.5% of Race Speed = 72.43 mph

Weather / Track : Sunny / Dry

These results are provisional until the conclusion of any judicial and technical matters.

Race Distance: 7 Laps / 17.03 miles

Brands Hatch GP: 2.4332 miles

Date: 17/07/2022 Start: 10:19 Finish: 10:32

Clerk Of Course :	Stewards :	Timekeeper : <i>Craig Smith</i>
-------------------	------------	------------------------------------

Results can be found at www.tsl-timing.com

Printed - 10:34 Sunday, 17 July 2022



BMCRC - MRO Championships 2022 - Rnd 6 @ Brands Hatch GP

ACU Team Green Junior Cup & Senior 300

RACE 1 - LAP CHART

LAP 1 @ 10:21:51.051			LAP 3 @ 10:25:23.453			LAP 5 @ 10:28:55.768			LAP 7 @ 10:32:30.729		
NO	BEHIND	LAP TIME	NO	BEHIND	LAP TIME	NO	BEHIND	LAP TIME	NO	BEHIND	LAP TIME
60		1:52.073	60		1:46.056	60		1:46.519	60		1:48.120
19	1.003	1:53.076	19	2.458	1:47.081	19	3.552	1:46.413	19	2.842	1:46.503
311	1.939	1:54.012	777	3.572	1:46.504	777	3.642	1:46.635	777	2.897	1:46.729
125	2.035	1:54.108	311	3.948	1:46.586	311	7.340	1:48.549	311	9.672	1:48.484
34	2.154	1:54.227	125	5.259	1:47.777	125	8.850	1:47.863	125	9.999	1:47.785
777	2.208	1:54.281	34	7.825	1:49.090	31	13.726	1:49.006	34	16.316	1:48.634
31	3.010	1:55.083	31	8.129	1:48.339	34	14.014	1:48.791	67	16.556	1:48.751
35	4.189	1:56.262	67	10.444	1:48.545	67	14.122	1:47.887	31	16.582	1:49.081
95	4.524	1:56.597	20	11.493	1:48.905	27	16.220	1:48.585	35	18.822	1:47.971
91	4.768	1:56.841	91	11.532	1:49.150	91	16.274	1:49.103	27	19.173	1:49.253
67	5.128	1:57.201	27	11.852	1:49.152	35	16.303	1:47.847	91	19.208	1:48.847
20	5.369	1:57.442	95	11.938	1:49.516	95	17.020	1:48.481	77	19.644	1:48.704
77	5.634	1:57.707	35	11.989	1:48.794	77	17.335	1:48.641	95	26.187	1:55.283
27	5.881	1:57.954	77	12.540	1:49.428	20	17.625	1:48.617	87	1 Lap	2:06.536
44	6.538	1:58.611	44	12.834	1:49.245	44	24.785	1:51.038	44	30.166	1:49.756
118	6.713	1:58.786	0	16.899	1:51.317	99	26.185	1:49.644	0	31.240	1:49.989
0	7.416	1:59.489	99	17.319	1:50.751	0	26.299	1:49.951	99	31.551	1:50.045
99	8.272	2:00.345	32	17.460	1:50.327	32	28.025	1:51.261	32	37.280	1:52.389
32	8.361	2:00.434	70	24.460	1:54.264	66	41.323	1:54.324	66	54.917	1:53.633
70	9.308	2:01.381	66	25.861	1:53.725	70	42.175	1:55.265	70	55.434	1:53.714
62	10.945	2:03.018	156	27.792	1:54.076	156	45.180	1:54.596	18	55.516	1:52.302
66	10.997	2:03.070	62	28.092	1:54.959	18	45.277	1:54.390	156	56.727	1:52.975
156	11.461	2:03.534	18	28.323	1:53.474	62	45.471	1:55.128	62	56.965	1:52.923
400	11.942	2:04.015	400	30.043	1:55.094	400	47.988	1:54.543	400	1:04.085	1:55.636
18	12.299	2:04.372	41	32.398	1:56.760	41	54.438	1:56.776	54	1:07.563	1:53.472
41	12.863	2:04.936	54	37.154	1:55.481	54	54.532	1:55.892	41	1:11.933	1:56.067
4	14.918	2:06.991	4	39.545	1:58.363	4	1:03.457	1:57.780	4	1:23.809	1:57.210
33	15.404	2:07.477	33	41.247	1:59.185	33	1:07.068	1:59.039	33	1:33.237	2:00.038
54	15.635	2:07.708	87	1:09.271	2:08.950						
87	22.814	2:14.887									

LAP 2 @ 10:23:37.397			LAP 4 @ 10:27:09.249			LAP 6 @ 10:30:42.609		
NO	BEHIND	LAP TIME	NO	BEHIND	LAP TIME	NO	BEHIND	LAP TIME
60		1:46.346	60		1:45.796	60		1:46.841
19	1.433	1:46.776	777	3.526	1:45.750	777	4.288	1:47.487
777	3.124	1:47.262	19	3.658	1:46.996	19	4.459	1:47.748
311	3.418	1:47.825	311	5.310	1:47.158	311	9.308	1:48.809
125	3.538	1:47.849	125	7.506	1:48.043	125	10.334	1:48.325
34	4.791	1:48.983	31	11.239	1:48.906	87	1 Lap	2:09.753
31	5.846	1:49.182	34	11.742	1:49.713	31	15.621	1:48.736
67	7.955	1:49.173	67	12.754	1:48.106	34	15.802	1:48.629
91	8.438	1:50.016	91	13.690	1:47.954	67	15.925	1:48.644
95	8.478	1:50.300	27	14.154	1:48.098	27	18.040	1:48.661
20	8.644	1:49.621	35	14.975	1:48.782	91	18.481	1:49.048
27	8.756	1:49.221	95	15.058	1:48.916	35	18.971	1:49.509
77	9.168	1:49.880	77	15.213	1:48.469	95	19.024	1:48.845
35	9.251	1:51.408	20	15.527	1:49.830	77	19.060	1:48.566
44	9.645	1:49.453	44	20.266	1:53.228	44	28.530	1:50.586
0	11.638	1:50.568	0	22.867	1:51.764	0	29.371	1:49.913
99	12.624	1:50.698	99	23.060	1:51.537	99	29.626	1:50.282
32	13.189	1:51.174	32	23.283	1:51.619	32	33.011	1:51.827
70	16.252	1:53.290	70	33.429	1:54.765	66	49.404	1:54.922
66	18.192	1:53.541	66	33.518	1:53.453	70	49.840	1:54.506
62	19.189	1:54.590	62	36.862	1:54.566	18	51.334	1:52.898
156	19.772	1:54.657	156	37.103	1:55.107	156	51.872	1:53.533
18	20.905	1:54.952	18	37.406	1:54.879	62	52.162	1:53.532
400	21.005	1:55.409	400	39.964	1:55.717	400	56.569	1:55.422
41	21.694	1:55.177	41	44.181	1:57.579	54	1:02.211	1:54.520
4	27.238	1:58.666	54	45.159	1:53.801	41	1:03.986	1:56.389
54	27.729	1:58.440	4	52.196	1:58.447	4	1:14.719	1:58.103
33	28.118	1:59.060	33	54.548	1:59.097	33	1:21.319	2:01.092
87	46.377	2:09.909	87	1:34.466	2:10.991			

BMCRC - MRO Championships 2022 - Rnd 6 @ Brands Hatch GP

ACU Team Green Junior Cup & Senior 300

RACE 1 - SECTOR ANALYSIS



SECTOR 1 = FL to I1, SECTOR 2 = I1 to I2, SECTOR 3 = I2 to FL, DIFF = Difference To Personal Best Lap, P = Crossed Finish Line in Pit Lane, D = Time Disallowed

P1 60 J		Lennon DOCHERTY		Kawasaki NINJA 400 - Doc Fit Training			
IDEAL LAP TIME : 1:45.768		BEST LAP TIME : 1:45.796		DIFFERENCE : 0.028			
LAP	SECTOR 1	SECTOR 2	SECTOR 3	LAP TIME	MPH	DIFF	TIME OF DAY
1 -		47.947	25.876	1:52.073	78.16	6.277	10:21:51.051
2 -	33.055	47.657	25.634	1:46.346 (3)	82.37	0.550	10:23:37.397
3 -	32.934	47.491	25.631	1:46.056 (2)	82.59	0.260	10:25:23.453
4 -	32.851	47.456	25.489	1:45.796 (1)	82.79		10:27:09.249
5 -	32.939	47.779	25.801	1:46.519	82.23	0.723	10:28:55.768
6 -	32.823	48.204	25.814	1:46.841	81.98	1.045	10:30:42.609
7 -	33.116	48.373	26.631	1:48.120	81.01	2.324	10:32:30.729

P2 19 J		James O'MARA		Kawasaki NINJA 400 - BRP Machining Ltd			
IDEAL LAP TIME : 1:46.209		BEST LAP TIME : 1:46.413		DIFFERENCE : 0.204			
LAP	SECTOR 1	SECTOR 2	SECTOR 3	LAP TIME	MPH	DIFF	TIME OF DAY
1 -		48.195	25.720	1:53.076	77.46	6.663	10:21:52.054
2 -	33.079	48.015	25.682	1:46.776 (3)	82.03	0.363	10:23:38.830
3 -	33.002	48.107	25.972	1:47.081	81.80	0.668	10:25:25.911
4 -	33.325	47.922	25.749	1:46.996	81.87	0.583	10:27:12.907
5 -	32.882	47.766	25.765	1:46.413 (1)	82.31		10:28:59.320
6 -	33.283	48.732	25.733	1:47.748	81.29	1.335	10:30:47.068
7 -	32.922	48.020	25.561	1:46.503 (2)	82.24	0.090	10:32:33.571

P3 777 J		Maximus HARDY		Kawasaki NINJA 400 - DAD			
IDEAL LAP TIME : 1:45.672		BEST LAP TIME : 1:45.750		DIFFERENCE : 0.078			
LAP	SECTOR 1	SECTOR 2	SECTOR 3	LAP TIME	MPH	DIFF	TIME OF DAY
1 -		48.175	25.891	1:54.281	76.65	8.531	10:21:53.259
2 -	33.338	48.246	25.678	1:47.262	81.66	1.512	10:23:40.521
3 -	32.674	48.309	25.521	1:46.504 (2)	82.24	0.754	10:25:27.025
4 -	32.518	47.633	25.599	1:45.750 (1)	82.83		10:27:12.775
5 -	32.765	48.257	25.613	1:46.635 (3)	82.14	0.885	10:28:59.410
6 -	33.064	48.662	25.761	1:47.487	81.49	1.737	10:30:46.897
7 -	32.866	48.076	25.787	1:46.729	82.07	0.979	10:32:33.626

P4 311 J		Nathan-Ellis WARD		Kawasaki NINJA 300 - Zipped up racing			
IDEAL LAP TIME : 1:46.586		BEST LAP TIME : 1:46.586		DIFFERENCE : 0.000			
LAP	SECTOR 1	SECTOR 2	SECTOR 3	LAP TIME	MPH	DIFF	TIME OF DAY
1 -		48.215	26.000	1:54.012	76.83	7.426	10:21:52.990
2 -	33.238	48.636	25.951	1:47.825 (3)	81.24	1.239	10:23:40.815
3 -	32.935	48.049	25.602	1:46.586 (1)	82.18		10:25:27.401
4 -	32.941	48.340	25.877	1:47.158 (2)	81.74	0.572	10:27:14.559
5 -	33.195	49.332	26.022	1:48.549	80.69	1.963	10:29:03.108
6 -	33.472	49.153	26.184	1:48.809	80.50	2.223	10:30:51.917
7 -	33.383	48.970	26.131	1:48.484	80.74	1.898	10:32:40.401

P5 125 J		Ben JOLLIFFE		Kawasaki NINJA 400 -			
IDEAL LAP TIME : 1:47.219		BEST LAP TIME : 1:47.777		DIFFERENCE : 0.558			
LAP	SECTOR 1	SECTOR 2	SECTOR 3	LAP TIME	MPH	DIFF	TIME OF DAY
1 -		48.618	26.144	1:54.108	76.76	6.331	10:21:53.086
2 -	33.310	48.707	25.832	1:47.849 (3)	81.22	0.072	10:23:40.935
3 -	33.191	48.637	25.949	1:47.777 (1)	81.27		10:25:28.712
4 -	33.169	48.726	26.148	1:48.043	81.07	0.266	10:27:16.755
5 -	33.138	48.857	25.868	1:47.863	81.21	0.086	10:29:04.618
6 -	33.497	48.738	26.090	1:48.325	80.86	0.548	10:30:52.943
7 -	33.096	48.291	26.398	1:47.785 (2)	81.27	0.008	10:32:40.728

BMCRC - MRO Championships 2022 - Rnd 6 @ Brands Hatch GP

ACU Team Green Junior Cup & Senior 300

RACE 1 - SECTOR ANALYSIS



SECTOR 1 = FL to I1, SECTOR 2 = I1 to I2, SECTOR 3 = I2 to FL, DIFF = Difference To Personal Best Lap, P = Crossed Finish Line in Pit Lane, D = Time Disallowed

P6 34 J		Oliver ARBON		Kawasaki NINJA 400 - tt plumbing and heating			
IDEAL LAP TIME : 1:47.754		BEST LAP TIME : 1:48.629		DIFFERENCE : 0.875			
LAP	SECTOR 1	SECTOR 2	SECTOR 3	LAP TIME	MPH	DIFF	TIME OF DAY
1 -		48.323	25.880	1:54.227	76.68	5.598	10:21:53.205
2 -	34.210	48.826	25.947	1:48.983	80.37	0.354	10:23:42.188
3 -	34.080	49.073	25.937	1:49.090	80.29	0.461	10:25:31.278
4 -	34.543	49.038	26.132	1:49.713	79.84	1.084	10:27:20.991
5 -	33.965	48.544	26.282	1:48.791 (3)	80.51	0.162	10:29:09.782
6 -	33.551	49.082	25.996	1:48.629 (1)	80.63		10:30:58.411
7 -	33.700	48.946	25.988	1:48.634 (2)	80.63	0.005	10:32:47.045

P7 67 J		Iwan JONES		Kawasaki NINJA 300 - Danosh Services Ltd			
IDEAL LAP TIME : 1:47.585		BEST LAP TIME : 1:47.887		DIFFERENCE : 0.302			
LAP	SECTOR 1	SECTOR 2	SECTOR 3	LAP TIME	MPH	DIFF	TIME OF DAY
1 -		49.784	25.960	1:57.201	74.74	9.314	10:21:56.179
2 -	33.743	49.528	25.902	1:49.173	80.23	1.286	10:23:45.352
3 -	32.993	49.613	25.939	1:48.545 (3)	80.70	0.658	10:25:33.897
4 -	33.194	49.066	25.846	1:48.106 (2)	81.03	0.219	10:27:22.003
5 -	33.261	49.063	25.563	1:47.887 (1)	81.19		10:29:09.890
6 -	33.740	49.252	25.652	1:48.644	80.62	0.757	10:30:58.534
7 -	33.979	49.029	25.743	1:48.751	80.54	0.864	10:32:47.285

P8 31 J		Robbie PARK		Kawasaki NINJA - Mom			
IDEAL LAP TIME : 1:47.912		BEST LAP TIME : 1:48.339		DIFFERENCE : 0.427			
LAP	SECTOR 1	SECTOR 2	SECTOR 3	LAP TIME	MPH	DIFF	TIME OF DAY
1 -		48.894	26.105	1:55.083	76.11	6.744	10:21:54.061
2 -	33.732	49.384	26.066	1:49.182	80.23	0.843	10:23:43.243
3 -	33.229	49.142	25.968	1:48.339 (1)	80.85		10:25:31.582
4 -	33.461	49.081	26.364	1:48.906 (3)	80.43	0.567	10:27:20.488
5 -	33.539	49.013	26.454	1:49.006	80.36	0.667	10:29:09.494
6 -	33.743	48.715	26.278	1:48.736 (2)	80.56	0.397	10:30:58.230
7 -	33.837	48.982	26.262	1:49.081	80.30	0.742	10:32:47.311

P9 35 J		Zack WESTON		Kawasaki NINJA 400 - NW Racing			
IDEAL LAP TIME : 1:47.619		BEST LAP TIME : 1:47.847		DIFFERENCE : 0.228			
LAP	SECTOR 1	SECTOR 2	SECTOR 3	LAP TIME	MPH	DIFF	TIME OF DAY
1 -		49.430	26.176	1:56.262	75.34	8.415	10:21:55.240
2 -	33.573	49.681	28.154	1:51.408	78.62	3.561	10:23:46.648
3 -	33.904	48.999	25.891	1:48.794	80.51	0.947	10:25:35.442
4 -	33.728	49.150	25.904	1:48.782 (3)	80.52	0.935	10:27:24.224
5 -	32.923	49.217	25.707	1:47.847 (1)	81.22		10:29:12.071
6 -	33.351	50.008	26.150	1:49.509	79.99	1.662	10:31:01.580
7 -	33.073	48.989	25.909	1:47.971 (2)	81.13	0.124	10:32:49.551

P10 27 J		Felix DORLING		Kawasaki NINJA 400 - Kernow Controls			
IDEAL LAP TIME : 1:47.526		BEST LAP TIME : 1:48.098		DIFFERENCE : 0.572			
LAP	SECTOR 1	SECTOR 2	SECTOR 3	LAP TIME	MPH	DIFF	TIME OF DAY
1 -		50.469	25.885	1:57.954	74.26	9.856	10:21:56.932
2 -	33.291	49.851	26.079	1:49.221	80.20	1.123	10:23:46.153
3 -	33.480	49.716	25.956	1:49.152	80.25	1.054	10:25:35.305
4 -	33.115	48.742	26.241	1:48.098 (1)	81.03		10:27:23.403
5 -	32.899	49.427	26.259	1:48.585 (2)	80.67	0.487	10:29:11.988
6 -	33.260	49.132	26.269	1:48.661 (3)	80.61	0.563	10:31:00.649
7 -	33.694	49.622	25.937	1:49.253	80.17	1.155	10:32:49.902

BMCRC - MRO Championships 2022 - Rnd 6 @ Brands Hatch GP

ACU Team Green Junior Cup & Senior 300

RACE 1 - SECTOR ANALYSIS



SECTOR 1 = FL to I1, SECTOR 2 = I1 to I2, SECTOR 3 = I2 to FL, DIFF = Difference To Personal Best Lap, P = Crossed Finish Line in Pit Lane, D = Time Disallowed

P11 91 J		Sam HIRST		Kawasaki NINJA - Valley Racing			
IDEAL LAP TIME : 1:47.769		BEST LAP TIME : 1:47.954		DIFFERENCE : 0.185			
LAP	SECTOR 1	SECTOR 2	SECTOR 3	LAP TIME	MPH	DIFF	TIME OF DAY
1 -		49.924	26.030	1:56.841	74.97	8.887	10:21:55.819
2 -	33.786	50.175	26.055	1:50.016	79.62	2.062	10:23:45.835
3 -	33.354	49.524	26.272	1:49.150	80.25	1.196	10:25:34.985
4 -	33.038	48.969	25.947	1:47.954 (1)	81.14		10:27:22.939
5 -	33.181	49.916	26.006	1:49.103	80.28	1.149	10:29:12.042
6 -	33.673	49.493	25.882	1:49.048 (3)	80.33	1.094	10:31:01.090
7 -	33.376	49.709	25.762	1:48.847 (2)	80.47	0.893	10:32:49.937

P12 77 J		Joe WHITE		Kawasaki NINJA 400 - Just In Graphics /MZ CONTRACTS/ Silver			
IDEAL LAP TIME : 1:48.053		BEST LAP TIME : 1:48.469		DIFFERENCE : 0.416			
LAP	SECTOR 1	SECTOR 2	SECTOR 3	LAP TIME	MPH	DIFF	TIME OF DAY
1 -		49.462	26.221	1:57.707	74.42	9.238	10:21:56.685
2 -	33.732	49.872	26.276	1:49.880	79.72	1.411	10:23:46.565
3 -	33.726	49.460	26.242	1:49.428	80.05	0.959	10:25:35.993
4 -	33.370	49.156	25.943	1:48.469 (1)	80.75		10:27:24.462
5 -	33.654	48.740	26.247	1:48.641 (3)	80.63	0.172	10:29:13.103
6 -	33.596	48.847	26.123	1:48.566 (2)	80.68	0.097	10:31:01.669
7 -	33.632	49.020	26.052	1:48.704	80.58	0.235	10:32:50.373

P13 95 J		Greg MARSHALL		Kawasaki NINJA 300 - Mum & Dad; HEL Performance			
IDEAL LAP TIME : 1:48.406		BEST LAP TIME : 1:48.481		DIFFERENCE : 0.075			
LAP	SECTOR 1	SECTOR 2	SECTOR 3	LAP TIME	MPH	DIFF	TIME OF DAY
1 -		49.207	26.115	1:56.597	75.12	8.116	10:21:55.575
2 -	33.696	49.314	27.290	1:50.300	79.41	1.819	10:23:45.875
3 -	33.536	49.791	26.189	1:49.516	79.98	1.035	10:25:35.391
4 -	33.535	49.127	26.254	1:48.916 (3)	80.42	0.435	10:27:24.307
5 -	33.425	49.111	25.945	1:48.481 (1)	80.75		10:29:12.788
6 -	33.514	49.036	26.295	1:48.845 (2)	80.47	0.364	10:31:01.633
7 -	33.441	54.936	26.906	1:55.283	75.98	6.802	10:32:56.916

P14 44 J		Sam GREEN		Kawasaki NINJA 300 -			
IDEAL LAP TIME : 1:48.642		BEST LAP TIME : 1:49.245		DIFFERENCE : 0.603			
LAP	SECTOR 1	SECTOR 2	SECTOR 3	LAP TIME	MPH	DIFF	TIME OF DAY
1 -		50.457	26.326	1:58.611	73.85	9.366	10:21:57.589
2 -	33.723	49.318	26.412	1:49.453 (2)	80.03	0.208	10:23:47.042
3 -	33.913	49.341	25.991	1:49.245 (1)	80.18		10:25:36.287
4 -	33.333	53.631	26.264	1:53.228	77.36	3.983	10:27:29.515
5 -	34.426	50.115	26.497	1:51.038	78.89	1.793	10:29:20.553
6 -	33.824	50.322	26.440	1:50.586	79.21	1.341	10:31:11.139
7 -	33.785	49.490	26.481	1:49.756 (3)	79.81	0.511	10:33:00.895

P15 0 S		Elizabeth CLEAVER		Kawasaki NINJA 400 - Churcher's mobility			
IDEAL LAP TIME : 1:49.029		BEST LAP TIME : 1:49.913		DIFFERENCE : 0.884			
LAP	SECTOR 1	SECTOR 2	SECTOR 3	LAP TIME	MPH	DIFF	TIME OF DAY
1 -		50.086	26.042	1:59.489	73.31	9.576	10:21:58.467
2 -	34.107	50.181	26.280	1:50.568	79.22	0.655	10:23:49.035
3 -	34.601	50.347	26.369	1:51.317	78.69	1.404	10:25:40.352
4 -	34.459	50.591	26.714	1:51.764	78.37	1.851	10:27:32.116
5 -	34.887	49.178	25.886	1:49.951 (2)	79.67	0.038	10:29:22.067
6 -	34.143	49.833	25.937	1:49.913 (1)	79.69		10:31:11.980
7 -	33.965	49.721	26.303	1:49.989 (3)	79.64	0.076	10:33:01.969

BMCRC - MRO Championships 2022 - Rnd 6 @ Brands Hatch GP

ACU Team Green Junior Cup & Senior 300

RACE 1 - SECTOR ANALYSIS



SECTOR 1 = FL to I1, SECTOR 2 = I1 to I2, SECTOR 3 = I2 to FL, DIFF = Difference To Personal Best Lap, P = Crossed Finish Line in Pit Lane, D = Time Disallowed

P16 99 S		Drew DORLING		Kawasaki NINJA 300 - Kernow Controls			
IDEAL LAP TIME : 1:49.415		BEST LAP TIME : 1:49.644		DIFFERENCE : 0.229			
LAP	SECTOR 1	SECTOR 2	SECTOR 3	LAP TIME	MPH	DIFF	TIME OF DAY
1 -		50.649	26.309	2:00.345	72.78	10.701	10:21:59.323
2 -	34.673	49.644	26.381	1:50.698	79.13	1.054	10:23:50.021
3 -	34.010	50.149	26.592	1:50.751	79.09	1.107	10:25:40.772
4 -	34.289	50.543	26.705	1:51.537	78.53	1.893	10:27:32.309
5 -	34.054	49.400	26.190	1:49.644 (1)	79.89		10:29:21.953
6 -	34.228	49.999	26.055	1:50.282 (3)	79.43	0.638	10:31:12.235
7 -	33.960	49.456	26.629	1:50.045 (2)	79.60	0.401	10:33:02.280

P17 32 S		Conor MURRAY		Kawasaki NINJA 300 -			
IDEAL LAP TIME :		BEST LAP TIME : 1:50.327		DIFFERENCE :			
LAP	SECTOR 1	SECTOR 2	SECTOR 3	LAP TIME	MPH	DIFF	TIME OF DAY
1 -				2:00.434	72.73	10.107	10:21:59.412
2 -				1:51.174 (2)	78.79	0.847	10:23:50.586
3 -				1:50.327 (1)	79.39		10:25:40.913
4 -				1:51.619	78.47	1.292	10:27:32.532
5 -				1:51.261 (3)	78.73	0.934	10:29:23.793
6 -				1:51.827	78.33	1.500	10:31:15.620
7 -				1:52.389	77.94	2.062	10:33:08.009

P18 66 S		Mark SMITH		Kawasaki NINJA 300 - IMP RACING			
IDEAL LAP TIME : 1:52.843		BEST LAP TIME : 1:53.453		DIFFERENCE : 0.610			
LAP	SECTOR 1	SECTOR 2	SECTOR 3	LAP TIME	MPH	DIFF	TIME OF DAY
1 -		51.891	27.251	2:03.070	71.17	9.617	10:22:02.048
2 -	35.461	50.738	27.342	1:53.541 (2)	77.15	0.088	10:23:55.589
3 -	35.068	51.202	27.455	1:53.725	77.02	0.272	10:25:49.314
4 -	34.854	51.236	27.363	1:53.453 (1)	77.21		10:27:42.767
5 -	35.709	51.002	27.613	1:54.324	76.62	0.871	10:29:37.091
6 -	35.728	51.658	27.536	1:54.922	76.22	1.469	10:31:32.013
7 -	35.037	51.268	27.328	1:53.633 (3)	77.08	0.180	10:33:25.646

P19 70 S		Justin WHITE		Kawasaki NINJA 400 - Just In Graphics			
IDEAL LAP TIME : 1:52.850		BEST LAP TIME : 1:53.290		DIFFERENCE : 0.440			
LAP	SECTOR 1	SECTOR 2	SECTOR 3	LAP TIME	MPH	DIFF	TIME OF DAY
1 -		51.443	26.952	2:01.381	72.16	8.091	10:22:00.359
2 -	34.823	51.075	27.392	1:53.290 (1)	77.32		10:23:53.649
3 -	35.198	51.613	27.453	1:54.264 (3)	76.66	0.974	10:25:47.913
4 -	35.364	51.900	27.501	1:54.765	76.32	1.475	10:27:42.678
5 -	36.002	51.271	27.992	1:55.265	75.99	1.975	10:29:37.943
6 -	35.462	51.537	27.507	1:54.506	76.50	1.216	10:31:32.449
7 -	35.156	51.231	27.327	1:53.714 (2)	77.03	0.424	10:33:26.163

P20 18 J		George HIGGINS		Kawasaki NINJA 400 - Aztec Racing			
IDEAL LAP TIME : 1:52.210		BEST LAP TIME : 1:52.302		DIFFERENCE : 0.092			
LAP	SECTOR 1	SECTOR 2	SECTOR 3	LAP TIME	MPH	DIFF	TIME OF DAY
1 -		51.576	27.474	2:04.372	70.43	12.070	10:22:03.350
2 -	35.837	51.746	27.369	1:54.952	76.20	2.650	10:23:58.302
3 -	35.283	51.410	26.781	1:53.474 (3)	77.19	1.172	10:25:51.776
4 -	35.416	52.304	27.159	1:54.879	76.25	2.577	10:27:46.655
5 -	35.402	51.845	27.143	1:54.390	76.57	2.088	10:29:41.045
6 -	34.939	51.005	26.954	1:52.898 (2)	77.59	0.596	10:31:33.943
7 -	34.893	50.536	26.873	1:52.302 (1)	78.00		10:33:26.245

BMCRC - MRO Championships 2022 - Rnd 6 @ Brands Hatch GP

ACU Team Green Junior Cup & Senior 300

RACE 1 - SECTOR ANALYSIS



SECTOR 1 = FL to I1, SECTOR 2 = I1 to I2, SECTOR 3 = I2 to FL, DIFF = Difference To Personal Best Lap, P = Crossed Finish Line in Pit Lane, D = Time Disallowed

P21 156 S		Jack WOLFF		Kawasaki NINJA 300 -			
IDEAL LAP TIME : 1:52.821		BEST LAP TIME : 1:52.975		DIFFERENCE : 0.154			
LAP	SECTOR 1	SECTOR 2	SECTOR 3	LAP TIME	MPH	DIFF	TIME OF DAY
1 -		52.276	26.911	2:03.534	70.91	10.559	10:22:02.512
2 -	35.456	51.445	27.756	1:54.657	76.40	1.682	10:23:57.169
3 -	35.247	51.629	27.200	1:54.076 (3)	76.78	1.101	10:25:51.245
4 -	35.517	52.533	27.057	1:55.107	76.10	2.132	10:27:46.352
5 -	35.388	51.649	27.559	1:54.596	76.44	1.621	10:29:40.948
6 -	35.318	51.280	26.935	1:53.533 (2)	77.15	0.558	10:31:34.481
7 -	35.122	50.788	27.065	1:52.975 (1)	77.53		10:33:27.456

P22 62 S		Nicholas BETTRIDGE		Kawasaki NINJA 400 - Weald builders			
IDEAL LAP TIME : 1:52.770		BEST LAP TIME : 1:52.923		DIFFERENCE : 0.153			
LAP	SECTOR 1	SECTOR 2	SECTOR 3	LAP TIME	MPH	DIFF	TIME OF DAY
1 -		52.140	27.523	2:03.018	71.20	10.095	10:22:01.996
2 -	35.642	51.454	27.494	1:54.590	76.44	1.667	10:23:56.586
3 -	35.431	52.235	27.293	1:54.959	76.19	2.036	10:25:51.545
4 -	35.328	51.812	27.426	1:54.566 (3)	76.46	1.643	10:27:46.111
5 -	35.399	52.169	27.560	1:55.128	76.08	2.205	10:29:41.239
6 -	35.360	51.291	26.881	1:53.532 (2)	77.15	0.609	10:31:34.771
7 -	35.064	50.825	27.034	1:52.923 (1)	77.57		10:33:27.694

P23 400 S		Stuart THURTLÉ		Kawasaki NINJA 400 - TeamTortoise Racing			
IDEAL LAP TIME : 1:54.369		BEST LAP TIME : 1:54.543		DIFFERENCE : 0.174			
LAP	SECTOR 1	SECTOR 2	SECTOR 3	LAP TIME	MPH	DIFF	TIME OF DAY
1 -		52.146	27.642	2:04.015	70.63	9.472	10:22:02.993
2 -	35.690	51.965	27.754	1:55.409 (3)	75.90	0.866	10:23:58.402
3 -	36.051	51.617	27.426	1:55.094 (2)	76.11	0.551	10:25:53.496
4 -	36.198	51.940	27.579	1:55.717	75.70	1.174	10:27:49.213
5 -	35.827	51.330	27.386	1:54.543 (1)	76.47		10:29:43.756
6 -	36.151	51.829	27.442	1:55.422	75.89	0.879	10:31:39.178
7 -	35.653	52.044	27.939	1:55.636	75.75	1.093	10:33:34.814

P24 54 S		Ben SCOTT		Kawasaki NINJA 250 - GI Landscapes VampTech			
IDEAL LAP TIME : 1:52.843		BEST LAP TIME : 1:53.472		DIFFERENCE : 0.629			
LAP	SECTOR 1	SECTOR 2	SECTOR 3	LAP TIME	MPH	DIFF	TIME OF DAY
1 -		53.722	27.670	2:07.708	68.59	14.236	10:22:06.686
2 -	36.923	53.758	27.759	1:58.440	73.96	4.968	10:24:05.126
3 -	35.972	51.871	27.638	1:55.481	75.85	2.009	10:26:00.607
4 -	35.332	51.243	27.226	1:53.801 (2)	76.97	0.329	10:27:54.408
5 -	35.045	52.680	28.167	1:55.892	75.58	2.420	10:29:50.300
6 -	35.999	51.559	26.962	1:54.520 (3)	76.49	1.048	10:31:44.820
7 -	34.952	50.929	27.591	1:53.472 (1)	77.19		10:33:38.292

P25 41 S		Stephen ROBEY		Kawasaki NINJA 250 - A&L Composites			
IDEAL LAP TIME : 1:54.903		BEST LAP TIME : 1:55.177		DIFFERENCE : 0.274			
LAP	SECTOR 1	SECTOR 2	SECTOR 3	LAP TIME	MPH	DIFF	TIME OF DAY
1 -		52.552	27.576	2:04.936	70.11	9.759	10:22:03.914
2 -	35.577	51.786	27.814	1:55.177 (1)	76.05		10:23:59.091
3 -	35.800	52.790	28.170	1:56.760	75.02	1.583	10:25:55.851
4 -	36.007	53.204	28.368	1:57.579	74.50	2.402	10:27:53.430
5 -	35.849	52.698	28.229	1:56.776	75.01	1.599	10:29:50.206
6 -	35.953	52.577	27.859	1:56.389 (3)	75.26	1.212	10:31:46.595
7 -	35.541	52.309	28.217	1:56.067 (2)	75.47	0.890	10:33:42.662

BMCRC - MRO Championships 2022 - Rnd 6 @ Brands Hatch GP

ACU Team Green Junior Cup & Senior 300

RACE 1 - SECTOR ANALYSIS



SECTOR 1 = FL to I1, SECTOR 2 = I1 to I2, SECTOR 3 = I2 to FL, DIFF = Difference To Personal Best Lap, P = Crossed Finish Line in Pit Lane, D = Time Disallowed

P26		4 S		Nigel FRANKLIN		Kawasaki NINJA - Jane Franklin	
IDEAL LAP TIME : 1:57.005		BEST LAP TIME : 1:57.210		DIFFERENCE : 0.205			
LAP	SECTOR 1	SECTOR 2	SECTOR 3	LAP TIME	MPH	DIFF	TIME OF DAY
1 -		52.994	28.355	2:06.991	68.97	9.781	10:22:05.969
2 -	36.835	53.343	28.488	1:58.666	73.81	1.456	10:24:04.635
3 -	36.991	53.208	28.164	1:58.363	74.00	1.153	10:26:02.998
4 -	36.706	53.214	28.527	1:58.447	73.95	1.237	10:28:01.445
5 -	36.687	52.800	28.293	1:57.780 (2)	74.37	0.570	10:29:59.225
6 -	36.559	53.421	28.123	1:58.103 (3)	74.17	0.893	10:31:57.328
7 -	36.157	53.005	28.048	1:57.210 (1)	74.73		10:33:54.538

P27		33 J		Patrick KLINGE		Kawasaki NINJA 300 -	
IDEAL LAP TIME : 1:57.759		BEST LAP TIME : 1:59.039		DIFFERENCE : 1.280			
LAP	SECTOR 1	SECTOR 2	SECTOR 3	LAP TIME	MPH	DIFF	TIME OF DAY
1 -		53.683	27.700	2:07.477	68.71	8.438	10:22:06.455
2 -	36.901	54.054	28.105	1:59.060 (2)	73.57	0.021	10:24:05.515
3 -	36.486	54.804	27.895	1:59.185	73.49	0.146	10:26:04.700
4 -	36.376	54.742	27.979	1:59.097 (3)	73.55	0.058	10:28:03.797
5 -	36.778	54.380	27.881	1:59.039 (1)	73.58		10:30:02.836
6 -	36.868	56.048	28.176	2:01.092	72.34	2.053	10:32:03.928
7 -	36.820	55.039	28.179	2:00.038	72.97	0.999	10:34:03.966

P28		87 J		Sam ATKINSON		Kawasaki -	
IDEAL LAP TIME : 2:05.708		BEST LAP TIME : 2:06.536		DIFFERENCE : 0.828			
LAP	SECTOR 1	SECTOR 2	SECTOR 3	LAP TIME	MPH	DIFF	TIME OF DAY
1 -		57.151	29.869	2:14.887	64.94	8.351	10:22:13.865
2 -	41.720	58.358	29.831	2:09.909	67.43	3.373	10:24:23.774
3 -	40.528	59.108	29.314	2:08.950 (2)	67.93	2.414	10:26:32.724
4 -	40.895	59.807	30.289	2:10.991	66.87	4.455	10:28:43.715
5 -	41.027	59.357	29.369	2:09.753 (3)	67.51	3.217	10:30:53.468
6 -	39.243	57.803	29.490	2:06.536 (1)	69.22		10:33:00.004

P29		20 J		Jack MUIR		Kawasaki NINJA 400 -	
IDEAL LAP TIME : 1:48.268		BEST LAP TIME : 1:48.617		DIFFERENCE : 0.349			
LAP	SECTOR 1	SECTOR 2	SECTOR 3	LAP TIME	MPH	DIFF	TIME OF DAY
1 -		49.724	26.373	1:57.442	74.58	8.825	10:21:56.420
2 -	33.839	49.790	25.992	1:49.621 (3)	79.91	1.004	10:23:46.041
3 -	33.412	49.508	25.985	1:48.905 (2)	80.43	0.288	10:25:34.946
4 -	33.693	50.031	26.106	1:49.830	79.75	1.213	10:27:24.776
5 -	33.546	48.871	26.200	1:48.617 (1)	80.64		10:29:13.393

P30		118 J		Max HALL		Kawasaki NINJA 300 - Racecraft rider development	
IDEAL LAP TIME :		BEST LAP TIME :		DIFFERENCE :			
LAP	SECTOR 1	SECTOR 2	SECTOR 3	LAP TIME	MPH	DIFF	TIME OF DAY
1 -		50.500	26.043	1:58.786	73.74		10:21:57.764

BMCRC - MRO Championships 2022 - Rnd 6 @ Brands Hatch GP

ACU Team Green Junior Cup & Senior 300

RACE 1 - BEST SECTORS

SECTOR 1			SECTOR 2			SECTOR 3			IDEAL / BEST COMPARISON						
POS	NO	NAME	TIME	NO	NAME	TIME	NO	NAME	TIME	POS	NO	NAME	IDEAL	BEST	DIFF
													PERFECT LAP	1:45.463	
1	777	HARDY	32.518	60	DOCHERTY	47.456	60	DOCHERTY	25.489	1	777	HARDY	1:45.672	1:45.750	0.078
2	60	DOCHERTY	32.823	777	HARDY	47.633	777	HARDY	25.521	2	60	DOCHERTY	1:45.768	1:45.796	0.028
3	19	O'MARA	32.882	19	O'MARA	47.766	19	O'MARA	25.561	3	19	O'MARA	1:46.209	1:46.413	0.204
4	27	DORLING	32.899	311	WARD	48.049	67	JONES	25.563	4	311	WARD	1:46.586	1:46.586	0.000
5	35	WESTON	32.923	125	JOLLIFFE	48.291	311	WARD	25.602	5	125	JOLLIFFE	1:47.219	1:47.777	0.558
6	311	WARD	32.935	34	ARBON	48.323	35	WESTON	25.707	6	27	DORLING	1:47.526	1:48.098	0.572
7	67	JONES	32.993	31	PARK	48.715	91	HIRST	25.762	7	67	JONES	1:47.585	1:47.887	0.302
8	91	HIRST	33.038	77	WHITE	48.740	125	JOLLIFFE	25.832	8	35	WESTON	1:47.619	1:47.847	0.228
9	125	JOLLIFFE	33.096	27	DORLING	48.742	34	ARBON	25.880	9	34	ARBON	1:47.754	1:48.629	0.875
10	31	PARK	33.229	20	MUIR	48.871	27	DORLING	25.885	10	91	HIRST	1:47.769	1:47.954	0.185
11	44	GREEN	33.333	91	HIRST	48.969	0	CLEAVER	25.886	11	31	PARK	1:47.912	1:48.339	0.427
12	77	WHITE	33.370	35	WESTON	48.989	77	WHITE	25.943	12	77	WHITE	1:48.053	1:48.469	0.416
13	20	MUIR	33.412	67	JONES	49.029	95	MARSHALL	25.945	13	20	MUIR	1:48.268	1:48.617	0.349
14	95	MARSHALL	33.425	95	MARSHALL	49.036	31	PARK	25.968	14	95	MARSHALL	1:48.406	1:48.481	0.075
15	34	ARBON	33.551	0	CLEAVER	49.178	20	MUIR	25.985	15	44	GREEN	1:48.642	1:49.245	0.603
16	99	DORLING	33.960	44	GREEN	49.318	44	GREEN	25.991	16	0	CLEAVER	1:49.029	1:49.913	0.884
17	0	CLEAVER	33.965	99	DORLING	49.400	118	HALL	26.043	17	99	DORLING	1:49.415	1:49.644	0.229
18	70	WHITE	34.823	118	HALL	50.500	99	DORLING	26.055	18	18	HIGGINS	1:52.210	1:52.302	0.092
19	66	SMITH	34.854	18	HIGGINS	50.536	18	HIGGINS	26.781	19	62	BETTRIDGE	1:52.770	1:52.923	0.153
20	18	HIGGINS	34.893	66	SMITH	50.738	62	BETTRIDGE	26.881	20	156	WOLFF	1:52.821	1:52.975	0.154
21	54	SCOTT	34.952	156	WOLFF	50.788	156	WOLFF	26.911	21	54	SCOTT	1:52.843	1:53.472	0.629
22	62	BETTRIDGE	35.064	62	BETTRIDGE	50.825	70	WHITE	26.952	22	66	SMITH	1:52.843	1:53.453	0.610
23	156	WOLFF	35.122	54	SCOTT	50.929	54	SCOTT	26.962	23	70	WHITE	1:52.850	1:53.290	0.440
24	41	ROBEY	35.541	70	WHITE	51.075	66	SMITH	27.251	24	400	THURTL	1:54.369	1:54.543	0.174
25	400	THURTL	35.653	400	THURTL	51.330	400	THURTL	27.386	25	41	ROBEY	1:54.903	1:55.177	0.274
26	4	FRANKLIN	36.157	41	ROBEY	51.786	41	ROBEY	27.576	26	4	FRANKLIN	1:57.005	1:57.210	0.205
27	33	KLINGE	36.376	4	FRANKLIN	52.800	33	KLINGE	27.700	27	33	KLINGE	1:57.759	1:59.039	1.280
28	87	ATKINSON	39.243	33	KLINGE	53.683	4	FRANKLIN	28.048	28	87	ATKINSON	2:05.708	2:06.536	0.828
29				87	ATKINSON	57.151	87	ATKINSON	29.314	29	32	MURRAY		1:50.327	
30										30	118	HALL			

BMCRC - MRO Championships 2022 - Rnd 6 @ Brands Hatch GP

ACU Team Green Junior Cup & Senior 300

RACE 1 - STATISTICS

Competitors Started 30
Planned Start 2022-07-17 @ 10:21:00.000
Actual Start 2022-07-17 @ 10:19:58.977
Finish Time 2022-07-17 @ 10:32:30.728
Track Length 2.4332mi.
Total Laps 201
Total Distance Covered 489.0912mi.

Session Fastest Lap History

NO	CL	NAME	LAP TIME	TIME OF DAY	LAP	VEHICLE
60	J	Lennon DOCHERTY	1:46.346	10:23:37.412	2	Kawasaki NINJA 400
60	J	Lennon DOCHERTY	1:46.056	10:25:23.467	3	Kawasaki NINJA 400
60	J	Lennon DOCHERTY	1:45.796	10:27:09.264	4	Kawasaki NINJA 400
777	J	Maximus HARDY	1:45.750	10:27:12.792	4	Kawasaki NINJA 400

Session Leader History

NO	CL	NAME	FROM LAP	LAPS LED	DISTANCE	VEHICLE
60	J	Lennon DOCHERTY	1	7	17.03 miles	Kawasaki NINJA 400

Flag History

TYPE	TIME OF DAY
GREEN	10:19:58.977
FINISH	10:32:30.728

Flag Statistics

TYPE	COUNT	TOTAL LAPS	TOTAL TIME
Green	1	7	14:13.183
Red	0	0	0.000
Safety Car	0	0	0.000
FCY	0	0	0.000

BMCRC - MRO Championships 2022 - Rnd 6 @ Brands Hatch GP

ACU Team Green Junior Cup & Senior 300

RACE 1 - STATISTICS

CLASS : J

19 Starters

Fastest Lap History

NO	NAME	LAP TIME	TIME OF DAY	LAP	VEHICLE
60	Lennon DOCHERTY	1:46.346	10:23:37.412	2	Kawasaki NINJA 400
60	Lennon DOCHERTY	1:46.056	10:25:23.467	3	Kawasaki NINJA 400
60	Lennon DOCHERTY	1:45.796	10:27:09.264	4	Kawasaki NINJA 400
777	Maximus HARDY	1:45.750	10:27:12.792	4	Kawasaki NINJA 400

Leader History

NO	NAME	FROM LAP	LAPS LED	DISTANCE	VEHICLE
60	Lennon DOCHERTY	1	7	17.03 miles	Kawasaki NINJA 400

BMCRC - MRO Championships 2022 - Rnd 6 @ Brands Hatch GP

ACU Team Green Junior Cup & Senior 300

RACE 1 - STATISTICS

CLASS : S

11 Starters

Fastest Lap History

NO	NAME	LAP TIME	TIME OF DAY	LAP	VEHICLE
0	Elizabeth CLEAVER	1:50.568	10:23:49.068	2	Kawasaki NINJA 400
32	Conor MURRAY	1:50.327	10:25:40.913	3	Kawasaki NINJA 300
99	Drew DORLING	1:49.644	10:29:21.968	5	Kawasaki NINJA 300

Leader History

NO	NAME	FROM LAP	LAPS LED	DISTANCE	VEHICLE
0	Elizabeth CLEAVER	1	4	9.73 miles	Kawasaki NINJA 400
99	Drew DORLING	5	1	2.43 miles	Kawasaki NINJA 300
0	Elizabeth CLEAVER	6	2	4.86 miles	Kawasaki NINJA 400

BMCRC - MRO Championships 2022 - Rnd 6 @ Brands Hatch GP



ACU Team Green Junior Cup & Senior 300

RACE 11 - GRID (7 Laps)



ROW 12				34	97	Ben PLATT							
ROW 11		33	191	Craig DANCE	32	55	Brandon BAKER	31	131	Dylan MELLOR			
ROW 10	30	87	Sam ATKINSON	2:06.536	29	33	Patrick KLINGE	1:59.039	28	4	Nigel FRANKLIN	1:57.210	
ROW 9		27	41	Stephen ROBEY	1:55.177	26	400	Stuart THURTLÉ	1:54.543	25	54	Ben SCOTT	1:53.472
ROW 8	24	66	Mark SMITH	1:53.453	23	70	Justin WHITE	1:53.290	22	118	Max HALL		
ROW 7		21	156	Jack WOLFF	1:52.975	20	62	Nicholas BETTRIDGE	1:52.923	19	18	George HIGGINS	1:52.302
ROW 6	18	32	Conor MURRAY	1:50.327	17	0	Elizabeth CLEAVER	1:49.913	16	99	Drew DORLING	1:49.644	
ROW 5		15	44	Sam GREEN	1:49.245	14	34	Oliver ARBON	1:48.629	13	20	Jack MUIR	1:48.617
ROW 4	12	95	Greg MARSHALL	1:48.481	11	77	Joe WHITE	1:48.469	10	31	Robbie PARK	1:48.339	
ROW 3		9	27	Felix DORLING	1:48.098	8	91	Sam HIRST	1:47.954	7	67	Iwan JONES	1:47.887
ROW 2	6	35	Zack WESTON	1:47.847	5	125	Ben JOLLIFFE	1:47.777	4	311	Nathan-Ellis WARD	1:46.586	
ROW 1		3	19	James O'MARA	1:46.413	2	60	Lennon DOCHERTY	1:45.796	1	777	Maximus HARDY	1:45.750
Pole													

Brands Hatch GP: 2.4332 miles

These results are provisional until the conclusion of any judicial and technical matters.

Clerk Of Course :	Stewards :	Timekeeper : <i>Craig Smith</i>
-------------------	------------	------------------------------------

Results can be found at www.tsl-timing.com

Printed - 10:36 Sunday, 17 July 2022



BMCRC - MRO Championships 2022 - Rnd 6 @ Brands Hatch GP



ACU Team Green Junior Cup & Senior 300

RACE 11 - CLASSIFICATION

Kawasaki

POS	NO	CL	PIC NAME	ENTRY	LAPS	TIME	GAP	DIFF	MPH	BEST	ON
1	19	J	1 James O'MARA	Kawasaki NINJA 400 - BRP Machining Ltd	7	12:31.828			81.55	1:45.972	4
2	60	J	2 Lennon DOCHERTY	Kawasaki NINJA 400 - Doc Fit Training	7	12:31.858	0.030	0.030	81.55	1:45.890	5
3	777	J	3 Maximus HARDY	Kawasaki NINJA 400 - DAD	7	12:31.911	0.083	0.053	81.55	1:46.202	5
4	311	J	4 Nathan-Ellis WARD	Kawasaki NINJA 300 - Zipped up racing	7	12:34.191	2.363	2.280	81.30	1:46.545	3
5	31	J	5 Robbie PARK	Kawasaki NINJA - Mom	7	12:45.011	13.183	10.820	80.15	1:47.864	2
6	131	J	6 Dylan MELLOR	Kawasaki NINJA 300 - BDS Motorcycles	7	12:45.032	13.204	0.021	80.15	1:46.572	4
7	35	J	7 Zack WESTON	Kawasaki NINJA 400 - NW Racing	7	12:45.295	13.467	0.263	80.12	1:47.765	4
8	125	J	8 Ben JOLLIFFE	Kawasaki NINJA 400 -	7	12:45.399	13.571	0.104	80.11	1:47.591	2
9	91	J	9 Sam HIRST	Kawasaki NINJA - Valley Racing	7	12:45.974	14.146	0.575	80.05	1:48.061	2
10	67	J	10 Iwan JONES	Kawasaki NINJA 300 - Danosh Services Ltd	7	12:46.151	14.323	0.177	80.03	1:48.145	5
11	95	J	11 Greg MARSHALL	Kawasaki NINJA 300 - Mum & Dad; HEL Performanc	7	12:54.278	22.450	8.127	79.19	1:48.410	3
12	99	S	1 Drew DORLING	Kawasaki NINJA 300 - Kernow Controls	7	12:54.980	23.152	0.702	79.12	1:49.115	4
13	44	J	12 Sam GREEN	Kawasaki NINJA 300 -	7	12:55.084	23.256	0.104	79.11	1:48.634	3
14	77	J	13 Joe WHITE	Kawasaki NINJA 400 - Just In Graphics /MZ CONTR	7	12:55.367	23.539	0.283	79.08	1:49.324	3
15	27	J	14 Felix DORLING	Kawasaki NINJA 400 - Kernow Controls	7	12:55.373	23.545	0.006	79.08	1:49.022	2
16	118	J	15 Max HALL	Kawasaki NINJA 300 - Racecraft rider development	7	13:16.838	45.010	21.465	76.95	1:51.986	2
17	18	J	16 George HIGGINS	Kawasaki NINJA 400 - Aztec Racing	7	13:23.241	51.413	6.403	76.33	1:52.589	7
18	55	J	17 Brandon BAKER	Kawasaki NINJA 300 - K-66, ION.	7	13:26.819	54.991	3.578	76.00	1:53.148	7
19	156	S	2 Jack WOLFF	Kawasaki NINJA 300 -	7	13:27.842	56.014	1.023	75.90	1:53.833	7
20	62	S	3 Nicholas BETTRIDGE	Kawasaki NINJA 400 - Weald builders	7	13:27.924	56.096	0.082	75.89	1:53.242	7
21	66	S	4 Mark SMITH	Kawasaki NINJA 300 - IMP RACING	7	13:28.239	56.411	0.315	75.86	1:53.092	5
22	54	S	5 Ben SCOTT	Kawasaki NINJA 250 - GI Landscapes VampTech	7	13:30.569	58.741	2.330	75.64	1:53.102	6
23	70	S	6 Justin WHITE	Kawasaki NINJA 400 - Just In Graphics	7	13:31.827	59.999	1.258	75.53	1:53.678	5
24	400	S	7 Stuart THURTLIE	Kawasaki NINJA 400 - TeamTortoise Racing	7	13:31.923	1:00.095	0.096	75.52	1:54.011	7
25	4	S	8 Nigel FRANKLIN	Kawasaki NINJA - Jane Franklin	7	13:51.065	1:19.237	19.142	73.78	1:56.971	6
26	41	S	9 Stephen ROBEY	Kawasaki NINJA 250 - A&L Composites	7	13:53.858	1:22.030	2.793	73.53	1:57.300	2
27	33	J	18 Patrick KLINGE	Kawasaki NINJA 300 -	7	13:55.039	1:23.211	1.181	73.43	1:57.543	4
28	87	J	19 Sam ATKINSON	Kawasaki -	6	12:43.825	1 Lap	1 Lap	68.81	2:05.212	6

NOT CLASSIFIED

DNF	20	J	Jack MUIR	Kawasaki NINJA 400 -	3	5:39.148	4 Laps	3 Laps	77.48	1:50.093	2
DNF	0	S	Elizabeth CLEAVER	Kawasaki NINJA 400 - Churcher's mobility	0						
DNF	32	S	Conor MURRAY	Kawasaki NINJA 300 -	0						

FASTEST LAP

	60	J	Lennon DOCHERTY	Kawasaki NINJA 400 - Doc Fit Training	5	1:45.890		82.72 mph		133.13 kph	
	99	S	Drew DORLING	Kawasaki NINJA 300 - Kernow Controls	4	1:49.115		80.28 mph		129.19 kph	

Class J - 92.5% of Race Speed = 75.43 mph

Class S - 92.5% of Race Speed = 73.18 mph

Weather / Track : Sunny / Dry

These results are provisional until the conclusion of any judicial and technical matters.

Race Distance: 7 Laps / 17.03 miles

Brands Hatch GP: 2.4332 miles

Date: 17/07/2022 Start: 14:31 Finish: 14:44

Clerk Of Course :	Stewards :	Timekeeper : <i>Craig Smith</i>
-------------------	------------	------------------------------------

Results can be found at www.tsl-timing.com

Printed - 14:46 Sunday, 17 July 2022



BMCRC - MRO Championships 2022 - Rnd 6 @ Brands Hatch GP

ACU Team Green Junior Cup & Senior 300

RACE 11 - LAP CHART

LAP 1 @ 14:33:31.663		
NO	BEHIND	LAP TIME
60		1:51.986
777	0.171	1:52.157
19	0.286	1:52.272
311	0.490	1:52.476
125	2.308	1:54.294
31	2.407	1:54.393
35	2.582	1:54.568
67	2.668	1:54.654
91	3.107	1:55.093
77	3.752	1:55.738
27	4.444	1:56.430
44	4.576	1:56.562
95	4.823	1:56.809
131	5.155	1:57.141
99	5.241	1:57.227
20	6.018	1:58.004
118	8.229	2:00.215
156	9.730	2:01.716
18	11.164	2:03.150
62	11.255	2:03.241
66	11.327	2:03.313
70	11.476	2:03.462
400	11.758	2:03.744
54	12.311	2:04.297
55	12.513	2:04.499
4	14.691	2:06.677
41	15.009	2:06.995
33	15.267	2:07.253
87	19.850	2:11.836

LAP 3 @ 14:37:04.806		
NO	BEHIND	LAP TIME
60		1:46.371
777	0.091	1:46.342
19	0.380	1:46.534
311	0.485	1:46.545
31	5.002	1:47.874
125	5.098	1:48.342
35	5.975	1:48.576
67	6.084	1:48.333
91	6.580	1:48.555
131	7.994	1:47.786
77	9.427	1:49.324
27	9.550	1:49.227
44	9.681	1:48.634
95	9.935	1:48.410
99	10.656	1:49.319
20	14.019	1:51.051
118	20.103	1:53.031
18	25.494	1:53.291
156	26.725	1:53.998
62	27.208	1:54.245
55	27.346	1:53.778
70	27.733	1:54.463
66	28.014	1:55.638
400	28.784	1:54.806
54	28.985	1:54.388
4	36.563	1:57.480
41	37.043	1:57.877
33	38.248	1:58.054
87	59.471	2:06.932

LAP 5 @ 14:40:37.428		
NO	BEHIND	LAP TIME
19		1:46.270
777	0.084	1:46.202
60	0.307	1:45.890
311	1.482	1:46.900
35	9.816	1:48.698
131	9.899	1:47.955
125	10.034	1:49.073
31	10.258	1:48.695
67	10.341	1:48.145
91	10.705	1:48.289
27	17.004	1:50.309
44	17.336	1:50.471
99	17.386	1:50.237
95	17.425	1:50.519
77	17.702	1:49.790
118	32.557	1:52.312
18	39.811	1:53.106
156	42.171	1:54.129
55	42.254	1:53.518
66	42.707	1:53.092
62	42.882	1:53.528
70	43.862	1:53.678
400	45.568	1:54.426
54	45.954	1:53.823
4	58.722	1:57.160
41	1:00.186	1:57.904
33	1:01.141	1:57.972
87	1:40.862	2:06.589

60	0.030	1:46.234
777	0.083	1:46.801
311	2.363	1:48.147
87	1 Lap	2:05.212
31	13.183	1:48.272
131	13.204	1:48.218
35	13.467	1:48.785
125	13.571	1:48.561
91	14.146	1:48.725
67	14.323	1:49.141
95	22.450	1:49.895
99	23.152	1:50.022
44	23.256	1:50.140
77	23.539	1:49.601
27	23.545	1:50.067
118	45.010	1:53.397
18	51.413	1:52.589
55	54.991	1:53.148
156	56.014	1:53.833
62	56.096	1:53.242
66	56.411	1:53.638
54	58.741	1:53.762
70	59.999	1:55.601
400	1:00.095	1:54.011
4	1:19.237	1:57.621
41	1:22.030	1:57.514
33	1:23.211	1:58.091

LAP 2 @ 14:35:18.435		
NO	BEHIND	LAP TIME
60		1:46.772
777	0.120	1:46.721
19	0.217	1:46.703
311	0.311	1:46.593
125	3.127	1:47.591
31	3.499	1:47.864
35	3.770	1:47.960
67	4.122	1:48.226
91	4.396	1:48.061
77	6.474	1:49.494
131	6.579	1:48.196
27	6.694	1:49.022
44	7.418	1:49.614
99	7.708	1:49.239
95	7.896	1:49.845
20	9.339	1:50.093
118	13.443	1:51.986
18	18.574	1:54.182
66	18.747	1:54.192
156	19.098	1:56.140
62	19.334	1:54.851
70	19.641	1:54.937
55	19.939	1:54.198
400	20.349	1:55.363
54	20.968	1:55.429
4	25.454	1:57.535
41	25.537	1:57.300
33	26.565	1:58.070
87	38.910	2:05.832

LAP 4 @ 14:38:51.158		
NO	BEHIND	LAP TIME
19		1:45.972
777	0.152	1:46.413
60	0.687	1:47.039
311	0.852	1:46.719
125	7.231	1:48.485
35	7.388	1:47.765
31	7.833	1:49.183
131	8.214	1:46.572
67	8.466	1:48.734
91	8.686	1:48.458
27	12.965	1:49.767
44	13.135	1:49.806
95	13.176	1:49.593
99	13.419	1:49.115
77	14.182	1:51.107
118	26.515	1:52.764
18	32.975	1:53.833
156	34.312	1:53.939
55	35.006	1:54.012
62	35.624	1:54.768
66	35.885	1:54.223
70	36.454	1:55.073
400	37.412	1:54.980
54	38.401	1:55.768
4	47.832	1:57.621
41	48.552	1:57.861
33	49.439	1:57.543
87	1:20.543	2:07.424

LAP 6 @ 14:42:24.458		
NO	BEHIND	LAP TIME
19		1:47.030
777	0.329	1:47.275
60	0.843	1:47.566
311	1.263	1:46.811
35	11.729	1:48.943
31	11.958	1:48.730
131	12.033	1:49.164
125	12.057	1:49.053
67	12.229	1:48.918
91	12.468	1:48.793
95	19.602	1:49.207
44	20.163	1:49.857
99	20.177	1:49.821
27	20.525	1:50.551
77	20.985	1:50.313
118	38.660	1:53.133
18	45.871	1:53.090
55	48.890	1:53.666
156	49.228	1:54.087
66	49.820	1:54.143
62	49.901	1:54.049
70	51.445	1:54.613
54	52.026	1:53.102
400	53.131	1:54.593
4	1:08.663	1:56.971
41	1:11.563	1:58.407
33	1:12.167	1:58.056

LAP 7 @ 14:44:11.505		
NO	BEHIND	LAP TIME
19		1:47.047

BMCRC - MRO Championships 2022 - Rnd 6 @ Brands Hatch GP

ACU Team Green Junior Cup & Senior 300

RACE 11 - SECTOR ANALYSIS



SECTOR 1 = FL to I1, SECTOR 2 = I1 to I2, SECTOR 3 = I2 to FL, DIFF = Difference To Personal Best Lap, P = Crossed Finish Line in Pit Lane, D = Time Disallowed

P1 19 J James O'MARA		Kawasaki NINJA 400 - BRP Machining Ltd					
IDEAL LAP TIME : 1:45.936		BEST LAP TIME : 1:45.972		DIFFERENCE : 0.036			
LAP	SECTOR 1	SECTOR 2	SECTOR 3	LAP TIME	MPH	DIFF	TIME OF DAY
1 -		48.037	25.615	1:52.272	78.02	6.300	14:33:31.949
2 -	33.073	48.160	25.470	1:46.703	82.09	0.731	14:35:18.652
3 -	33.083	48.019	25.432	1:46.534 (3)	82.22	0.562	14:37:05.186
4 -	32.824	47.680	25.468	1:45.972 (1)	82.66		14:38:51.158
5 -	32.865	47.837	25.568	1:46.270 (2)	82.43	0.298	14:40:37.428
6 -	32.882	48.562	25.586	1:47.030	81.84	1.058	14:42:24.458
7 -	33.144	48.171	25.732	1:47.047	81.83	1.075	14:44:11.505

P2 60 J Lennon DOCHERTY		Kawasaki NINJA 400 - Doc Fit Training					
IDEAL LAP TIME : 1:45.682		BEST LAP TIME : 1:45.890		DIFFERENCE : 0.208			
LAP	SECTOR 1	SECTOR 2	SECTOR 3	LAP TIME	MPH	DIFF	TIME OF DAY
1 -		48.020	25.787	1:51.986	78.22	6.096	14:33:31.663
2 -	33.097	47.962	25.713	1:46.772	82.04	0.882	14:35:18.435
3 -	32.878	47.637	25.856	1:46.371 (3)	82.35	0.481	14:37:04.806
4 -	33.524	47.904	25.611	1:47.039	81.83	1.149	14:38:51.845
5 -	32.788	47.582	25.520	1:45.890 (1)	82.72		14:40:37.735
6 -	33.059	48.784	25.723	1:47.566	81.43	1.676	14:42:25.301
7 -	32.903	48.019	25.312	1:46.234 (2)	82.45	0.344	14:44:11.535

P3 777 J Maximus HARDY		Kawasaki NINJA 400 - DAD					
IDEAL LAP TIME : 1:45.856		BEST LAP TIME : 1:46.202		DIFFERENCE : 0.346			
LAP	SECTOR 1	SECTOR 2	SECTOR 3	LAP TIME	MPH	DIFF	TIME OF DAY
1 -		48.092	25.803	1:52.157	78.10	5.955	14:33:31.834
2 -	33.009	48.126	25.586	1:46.721	82.08	0.519	14:35:18.555
3 -	32.912	47.607	25.823	1:46.342 (2)	82.37	0.140	14:37:04.897
4 -	32.943	48.020	25.450	1:46.413 (3)	82.31	0.211	14:38:51.310
5 -	32.799	47.885	25.518	1:46.202 (1)	82.48		14:40:37.512
6 -	32.842	48.815	25.618	1:47.275	81.65	1.073	14:42:24.787
7 -	33.032	48.041	25.728	1:46.801	82.02	0.599	14:44:11.588

P4 311 J Nathan-Ellis WARD		Kawasaki NINJA 300 - Zipped up racing					
IDEAL LAP TIME : 1:46.032		BEST LAP TIME : 1:46.545		DIFFERENCE : 0.513			
LAP	SECTOR 1	SECTOR 2	SECTOR 3	LAP TIME	MPH	DIFF	TIME OF DAY
1 -		48.064	25.597	1:52.476	77.88	5.931	14:33:32.153
2 -	33.169	47.983	25.441	1:46.593 (2)	82.18	0.048	14:35:18.746
3 -	32.942	47.853	25.750	1:46.545 (1)	82.21		14:37:05.291
4 -	33.398	47.712	25.609	1:46.719 (3)	82.08	0.174	14:38:52.010
5 -	33.257	47.964	25.679	1:46.900	81.94	0.355	14:40:38.910
6 -	33.028	48.405	25.378	1:46.811	82.01	0.266	14:42:25.721
7 -	32.982	48.913	26.252	1:48.147	80.99	1.602	14:44:13.868

P5 31 J Robbie PARK		Kawasaki NINJA - Mom					
IDEAL LAP TIME : 1:47.231		BEST LAP TIME : 1:47.864		DIFFERENCE : 0.633			
LAP	SECTOR 1	SECTOR 2	SECTOR 3	LAP TIME	MPH	DIFF	TIME OF DAY
1 -		48.754	26.014	1:54.393	76.57	6.529	14:33:34.070
2 -	32.918	48.829	26.117	1:47.864 (1)	81.21		14:35:21.934
3 -	33.048	48.596	26.230	1:47.874 (2)	81.20	0.010	14:37:09.808
4 -	33.991	48.981	26.211	1:49.183	80.23	1.319	14:38:58.991
5 -	33.054	49.694	25.947	1:48.695	80.59	0.831	14:40:47.686
6 -	33.396	48.972	26.362	1:48.730	80.56	0.866	14:42:36.416
7 -	33.346	49.209	25.717	1:48.272 (3)	80.90	0.408	14:44:24.688

BMCRC - MRO Championships 2022 - Rnd 6 @ Brands Hatch GP

ACU Team Green Junior Cup & Senior 300

RACE 11 - SECTOR ANALYSIS



SECTOR 1 = FL to I1, SECTOR 2 = I1 to I2, SECTOR 3 = I2 to FL, DIFF = Difference To Personal Best Lap, P = Crossed Finish Line in Pit Lane, D = Time Disallowed

P6		131 J		Dylan MELLOR		Kawasaki NINJA 300 - BDS Motorcycles	
IDEAL LAP TIME : 1:46.346		BEST LAP TIME : 1:46.572		DIFFERENCE : 0.226			
LAP	SECTOR 1	SECTOR 2	SECTOR 3	LAP TIME	MPH	DIFF	TIME OF DAY
1 -		48.944	25.664	1:57.141	74.77	10.569	14:33:36.818
2 -	33.354	48.724	26.118	1:48.196	80.96	1.624	14:35:25.014
3 -	33.316	48.477	25.993	1:47.786 (2)	81.27	1.214	14:37:12.800
4 -	32.849	47.885	25.838	1:46.572 (1)	82.19		14:38:59.372
5 -	32.797	49.207	25.951	1:47.955 (3)	81.14	1.383	14:40:47.327
6 -	33.322	49.648	26.194	1:49.164	80.24	2.592	14:42:36.491
7 -	33.340	49.009	25.869	1:48.218	80.94	1.646	14:44:24.709

P7		35 J		Zack WESTON		Kawasaki NINJA 400 - NW Racing	
IDEAL LAP TIME : 1:47.684		BEST LAP TIME : 1:47.765		DIFFERENCE : 0.081			
LAP	SECTOR 1	SECTOR 2	SECTOR 3	LAP TIME	MPH	DIFF	TIME OF DAY
1 -		49.345	25.983	1:54.568	76.45	6.803	14:33:34.245
2 -	33.303	48.756	25.901	1:47.960 (2)	81.13	0.195	14:35:22.205
3 -	33.881	48.682	26.013	1:48.576 (3)	80.67	0.811	14:37:10.781
4 -	33.311	48.580	25.874	1:47.765 (1)	81.28		14:38:58.546
5 -	33.379	49.284	26.035	1:48.698	80.58	0.933	14:40:47.244
6 -	33.328	49.361	26.254	1:48.943	80.40	1.178	14:42:36.187
7 -	33.479	49.505	25.801	1:48.785	80.52	1.020	14:44:24.972

P8		125 J		Ben JOLLIFFE		Kawasaki NINJA 400 -	
IDEAL LAP TIME : 1:47.026		BEST LAP TIME : 1:47.591		DIFFERENCE : 0.565			
LAP	SECTOR 1	SECTOR 2	SECTOR 3	LAP TIME	MPH	DIFF	TIME OF DAY
1 -		49.043	25.989	1:54.294	76.64	6.703	14:33:33.971
2 -	33.180	48.468	25.943	1:47.591 (1)	81.41		14:35:21.562
3 -	34.196	48.045	26.101	1:48.342 (2)	80.85	0.751	14:37:09.904
4 -	33.708	48.683	26.094	1:48.485 (3)	80.74	0.894	14:38:58.389
5 -	33.585	49.557	25.931	1:49.073	80.31	1.482	14:40:47.462
6 -	33.623	49.223	26.207	1:49.053	80.32	1.462	14:42:36.515
7 -	33.852	48.908	25.801	1:48.561	80.69	0.970	14:44:25.076

P9		91 J		Sam HIRST		Kawasaki NINJA - Valley Racing	
IDEAL LAP TIME : 1:47.623		BEST LAP TIME : 1:48.061		DIFFERENCE : 0.438			
LAP	SECTOR 1	SECTOR 2	SECTOR 3	LAP TIME	MPH	DIFF	TIME OF DAY
1 -		48.777	26.045	1:55.093	76.11	7.032	14:33:34.770
2 -	33.498	48.694	25.869	1:48.061 (1)	81.06		14:35:22.831
3 -	33.545	49.037	25.973	1:48.555	80.69	0.494	14:37:11.386
4 -	33.060	49.101	26.297	1:48.458 (3)	80.76	0.397	14:38:59.844
5 -	33.417	48.874	25.998	1:48.289 (2)	80.89	0.228	14:40:48.133
6 -	33.666	49.076	26.051	1:48.793	80.51	0.732	14:42:36.926
7 -	33.760	49.074	25.891	1:48.725	80.56	0.664	14:44:25.651

P10		67 J		Iwan JONES		Kawasaki NINJA 300 - Danosh Services Ltd	
IDEAL LAP TIME : 1:47.727		BEST LAP TIME : 1:48.145		DIFFERENCE : 0.418			
LAP	SECTOR 1	SECTOR 2	SECTOR 3	LAP TIME	MPH	DIFF	TIME OF DAY
1 -		48.859	25.993	1:54.654	76.40	6.509	14:33:34.331
2 -	33.451	48.712	26.063	1:48.226 (2)	80.94	0.081	14:35:22.557
3 -	33.720	48.689	25.924	1:48.333 (3)	80.86	0.188	14:37:10.890
4 -	33.281	49.052	26.401	1:48.734	80.56	0.589	14:38:59.624
5 -	33.189	49.061	25.895	1:48.145 (1)	81.00		14:40:47.769
6 -	33.606	49.205	26.107	1:48.918	80.42	0.773	14:42:36.687
7 -	34.117	49.175	25.849	1:49.141	80.26	0.996	14:44:25.828

BMCRC - MRO Championships 2022 - Rnd 6 @ Brands Hatch GP

ACU Team Green Junior Cup & Senior 300

RACE 11 - SECTOR ANALYSIS



SECTOR 1 = FL to I1, SECTOR 2 = I1 to I2, SECTOR 3 = I2 to FL, DIFF = Difference To Personal Best Lap, P = Crossed Finish Line in Pit Lane, D = Time Disallowed

P11 95 J		Greg MARSHALL		Kawasaki NINJA 300 - Mum & Dad; HEL Performance			
IDEAL LAP TIME : 1:48.277		BEST LAP TIME : 1:48.410		DIFFERENCE : 0.133			
LAP	SECTOR 1	SECTOR 2	SECTOR 3	LAP TIME	MPH	DIFF	TIME OF DAY
1 -		49.261	25.908	1:56.809	74.99	8.399	14:33:36.486
2 -	33.695	50.292	25.858	1:49.845	79.74	1.435	14:35:26.331
3 -	33.694	48.725	25.991	1:48.410 (1)	80.80		14:37:14.741
4 -	34.195	49.206	26.192	1:49.593 (3)	79.93	1.183	14:39:04.334
5 -	34.445	49.617	26.457	1:50.519	79.26	2.109	14:40:54.853
6 -	33.710	49.432	26.065	1:49.207 (2)	80.21	0.797	14:42:44.060
7 -	33.974	49.775	26.146	1:49.895	79.71	1.485	14:44:33.955

P12 99 S		Drew DORLING		Kawasaki NINJA 300 - Kernow Controls			
IDEAL LAP TIME : 1:48.698		BEST LAP TIME : 1:49.115		DIFFERENCE : 0.417			
LAP	SECTOR 1	SECTOR 2	SECTOR 3	LAP TIME	MPH	DIFF	TIME OF DAY
1 -		49.291	26.033	1:57.227	74.72	8.112	14:33:36.904
2 -	33.601	49.578	26.060	1:49.239 (2)	80.18	0.124	14:35:26.143
3 -	33.467	49.198	26.654	1:49.319 (3)	80.13	0.204	14:37:15.462
4 -	33.626	49.304	26.185	1:49.115 (1)	80.28		14:39:04.577
5 -	34.091	49.300	26.846	1:50.237	79.46	1.122	14:40:54.814
6 -	33.847	49.755	26.219	1:49.821	79.76	0.706	14:42:44.635
7 -	33.923	49.885	26.214	1:50.022	79.61	0.907	14:44:34.657

P13 44 J		Sam GREEN		Kawasaki NINJA 300 -			
IDEAL LAP TIME : 1:48.529		BEST LAP TIME : 1:48.634		DIFFERENCE : 0.105			
LAP	SECTOR 1	SECTOR 2	SECTOR 3	LAP TIME	MPH	DIFF	TIME OF DAY
1 -		49.324	26.115	1:56.562	75.15	7.928	14:33:36.239
2 -	33.716	49.789	26.109	1:49.614 (2)	79.91	0.980	14:35:25.853
3 -	33.511	49.120	26.003	1:48.634 (1)	80.63		14:37:14.487
4 -	34.129	49.290	26.387	1:49.806 (3)	79.77	1.172	14:39:04.293
5 -	34.098	49.581	26.792	1:50.471	79.29	1.837	14:40:54.764
6 -	33.613	50.346	25.898	1:49.857	79.73	1.223	14:42:44.621
7 -	33.763	49.818	26.559	1:50.140	79.53	1.506	14:44:34.761

P14 77 J		Joe WHITE		Kawasaki NINJA 400 - Just In Graphics /MZ CONTRACTS/ Silver			
IDEAL LAP TIME : 1:48.929		BEST LAP TIME : 1:49.324		DIFFERENCE : 0.395			
LAP	SECTOR 1	SECTOR 2	SECTOR 3	LAP TIME	MPH	DIFF	TIME OF DAY
1 -		48.984	26.210	1:55.738	75.68	6.414	14:33:35.415
2 -	33.735	49.152	26.607	1:49.494 (2)	80.00	0.170	14:35:24.909
3 -	33.800	49.120	26.404	1:49.324 (1)	80.12		14:37:14.233
4 -	34.078	50.348	26.681	1:51.107	78.84	1.783	14:39:05.340
5 -	33.874	49.446	26.470	1:49.790	79.78	0.466	14:40:55.130
6 -	34.279	49.727	26.307	1:50.313	79.40	0.989	14:42:45.443
7 -	33.882	49.436	26.283	1:49.601 (3)	79.92	0.277	14:44:35.044

P15 27 J		Felix DORLING		Kawasaki NINJA 400 - Kernow Controls			
IDEAL LAP TIME : 1:48.352		BEST LAP TIME : 1:49.022		DIFFERENCE : 0.670			
LAP	SECTOR 1	SECTOR 2	SECTOR 3	LAP TIME	MPH	DIFF	TIME OF DAY
1 -		48.921	26.439	1:56.430	75.23	7.408	14:33:36.107
2 -	33.379	48.949	26.694	1:49.022 (1)	80.34		14:35:25.129
3 -	33.722	49.193	26.312	1:49.227 (2)	80.19	0.205	14:37:14.356
4 -	33.469	49.736	26.562	1:49.767 (3)	79.80	0.745	14:39:04.123
5 -	33.832	49.875	26.602	1:50.309	79.41	1.287	14:40:54.432
6 -	34.528	49.971	26.052	1:50.551	79.23	1.529	14:42:44.983
7 -	33.860	49.708	26.499	1:50.067	79.58	1.045	14:44:35.050

BMCRC - MRO Championships 2022 - Rnd 6 @ Brands Hatch GP

ACU Team Green Junior Cup & Senior 300

RACE 11 - SECTOR ANALYSIS



SECTOR 1 = FL to I1, SECTOR 2 = I1 to I2, SECTOR 3 = I2 to FL, DIFF = Difference To Personal Best Lap, P = Crossed Finish Line in Pit Lane, D = Time Disallowed

P16 118 J		Max HALL		Kawasaki NINJA 300 - Racecraft rider development			
IDEAL LAP TIME : 1:51.581		BEST LAP TIME : 1:51.986		DIFFERENCE : 0.405			
LAP	SECTOR 1	SECTOR 2	SECTOR 3	LAP TIME	MPH	DIFF	TIME OF DAY
1 -		50.580	26.899	2:00.215	72.86	8.229	14:33:39.892
2 -	34.456	50.435	27.095	1:51.986 (1)	78.22		14:35:31.878
3 -	34.987	50.925	27.119	1:53.031	77.49	1.045	14:37:24.909
4 -	34.825	50.951	26.988	1:52.764 (3)	77.68	0.778	14:39:17.673
5 -	34.641	50.981	26.690	1:52.312 (2)	77.99	0.326	14:41:09.985
6 -	34.571	51.457	27.105	1:53.133	77.42	1.147	14:43:03.118
7 -	34.532	51.822	27.043	1:53.397	77.24	1.411	14:44:56.515

P17 18 J		George HIGGINS		Kawasaki NINJA 400 - Aztec Racing			
IDEAL LAP TIME : 1:52.538		BEST LAP TIME : 1:52.589		DIFFERENCE : 0.051			
LAP	SECTOR 1	SECTOR 2	SECTOR 3	LAP TIME	MPH	DIFF	TIME OF DAY
1 -		52.097	27.446	2:03.150	71.13	10.561	14:33:42.827
2 -	35.009	51.814	27.359	1:54.182	76.71	1.593	14:35:37.009
3 -	35.007	50.984	27.300	1:53.291	77.32	0.702	14:37:30.300
4 -	35.413	51.212	27.208	1:53.833	76.95	1.244	14:39:24.133
5 -	34.967	51.131	27.008	1:53.106 (3)	77.44	0.517	14:41:17.239
6 -	34.849	51.055	27.186	1:53.090 (2)	77.45	0.501	14:43:10.329
7 -	34.576	51.035	26.978	1:52.589 (1)	77.80		14:45:02.918

P18 55 J		Brandon BAKER		Kawasaki NINJA 300 - K-66, ION.			
IDEAL LAP TIME : 1:52.473		BEST LAP TIME : 1:53.148		DIFFERENCE : 0.675			
LAP	SECTOR 1	SECTOR 2	SECTOR 3	LAP TIME	MPH	DIFF	TIME OF DAY
1 -		52.096	27.287	2:04.499	70.36	11.351	14:33:44.176
2 -	35.727	51.918	26.553	1:54.198	76.70	1.050	14:35:38.374
3 -	35.110	52.088	26.580	1:53.778	76.99	0.630	14:37:32.152
4 -	35.968	51.282	26.762	1:54.012	76.83	0.864	14:39:26.164
5 -	34.947	51.518	27.053	1:53.518 (2)	77.16	0.370	14:41:19.682
6 -	35.654	50.973	27.039	1:53.666 (3)	77.06	0.518	14:43:13.348
7 -	35.023	51.240	26.885	1:53.148 (1)	77.41		14:45:06.496

P19 156 S		Jack WOLFF		Kawasaki NINJA 300 -			
IDEAL LAP TIME : 1:53.315		BEST LAP TIME : 1:53.833		DIFFERENCE : 0.518			
LAP	SECTOR 1	SECTOR 2	SECTOR 3	LAP TIME	MPH	DIFF	TIME OF DAY
1 -		51.606	27.180	2:01.716	71.96	7.883	14:33:41.393
2 -	35.737	53.173	27.230	1:56.140	75.42	2.307	14:35:37.533
3 -	35.076	51.536	27.386	1:53.998 (3)	76.84	0.165	14:37:31.531
4 -	35.385	51.339	27.215	1:53.939 (2)	76.88	0.106	14:39:25.470
5 -	35.441	51.464	27.224	1:54.129	76.75	0.296	14:41:19.599
6 -	35.531	51.630	26.926	1:54.087	76.78	0.254	14:43:13.686
7 -	35.335	51.598	26.900	1:53.833 (1)	76.95		14:45:07.519

P20 62 S		Nicholas BETTRIDGE		Kawasaki NINJA 400 - Weald builders			
IDEAL LAP TIME : 1:53.109		BEST LAP TIME : 1:53.242		DIFFERENCE : 0.133			
LAP	SECTOR 1	SECTOR 2	SECTOR 3	LAP TIME	MPH	DIFF	TIME OF DAY
1 -		52.893	27.810	2:03.241	71.07	9.999	14:33:42.918
2 -	35.935	51.903	27.013	1:54.851	76.27	1.609	14:35:37.769
3 -	35.397	51.664	27.184	1:54.245	76.67	1.003	14:37:32.014
4 -	35.898	51.798	27.072	1:54.768	76.32	1.526	14:39:26.782
5 -	35.417	51.157	26.954	1:53.528 (2)	77.16	0.286	14:41:20.310
6 -	35.510	51.580	26.959	1:54.049 (3)	76.80	0.807	14:43:14.359
7 -	35.130	51.290	26.822	1:53.242 (1)	77.35		14:45:07.601

BMCRC - MRO Championships 2022 - Rnd 6 @ Brands Hatch GP

ACU Team Green Junior Cup & Senior 300

RACE 11 - SECTOR ANALYSIS



SECTOR 1 = FL to I1, SECTOR 2 = I1 to I2, SECTOR 3 = I2 to FL, DIFF = Difference To Personal Best Lap, P = Crossed Finish Line in Pit Lane, D = Time Disallowed

P21 66 S		Mark SMITH		Kawasaki NINJA 300 - IMP RACING			
IDEAL LAP TIME : 1:52.916		BEST LAP TIME : 1:53.092		DIFFERENCE : 0.176			
LAP	SECTOR 1	SECTOR 2	SECTOR 3	LAP TIME	MPH	DIFF	TIME OF DAY
1 -		52.090	27.467	2:03.313	71.03	10.221	14:33:42.990
2 -	35.463	51.425	27.304	1:54.192	76.71	1.100	14:35:37.182
3 -	35.068	53.446	27.124	1:55.638	75.75	2.546	14:37:32.820
4 -	35.683	51.529	27.011	1:54.223	76.69	1.131	14:39:27.043
5 -	34.869	51.202	27.021	1:53.092 (1)	77.45		14:41:20.135
6 -	35.510	51.498	27.135	1:54.143 (3)	76.74	1.051	14:43:14.278
7 -	35.146	51.647	26.845	1:53.638 (2)	77.08	0.546	14:45:07.916

P22 54 S		Ben SCOTT		Kawasaki NINJA 250 - GI Landscapes VampTech			
IDEAL LAP TIME : 1:52.921		BEST LAP TIME : 1:53.102		DIFFERENCE : 0.181			
LAP	SECTOR 1	SECTOR 2	SECTOR 3	LAP TIME	MPH	DIFF	TIME OF DAY
1 -		52.564	27.433	2:04.297	70.47	11.195	14:33:43.974
2 -	35.629	52.407	27.393	1:55.429	75.88	2.327	14:35:39.403
3 -	35.629	51.514	27.245	1:54.388	76.58	1.286	14:37:33.791
4 -	37.068	51.249	27.451	1:55.768	75.66	2.666	14:39:29.559
5 -	35.115	51.393	27.315	1:53.823 (3)	76.96	0.721	14:41:23.382
6 -	35.296	50.896	26.910	1:53.102 (1)	77.45		14:43:16.484
7 -	35.335	51.450	26.977	1:53.762 (2)	77.00	0.660	14:45:10.246

P23 70 S		Justin WHITE		Kawasaki NINJA 400 - Just In Graphics			
IDEAL LAP TIME : 1:53.434		BEST LAP TIME : 1:53.678		DIFFERENCE : 0.244			
LAP	SECTOR 1	SECTOR 2	SECTOR 3	LAP TIME	MPH	DIFF	TIME OF DAY
1 -		52.012	27.353	2:03.462	70.95	9.784	14:33:43.139
2 -	35.913	52.050	26.974	1:54.937	76.21	1.259	14:35:38.076
3 -	35.370	51.838	27.255	1:54.463 (2)	76.52	0.785	14:37:32.539
4 -	36.315	51.486	27.272	1:55.073	76.12	1.395	14:39:27.612
5 -	35.244	51.216	27.218	1:53.678 (1)	77.05		14:41:21.290
6 -	35.628	51.582	27.403	1:54.613 (3)	76.42	0.935	14:43:15.903
7 -	35.745	51.970	27.886	1:55.601	75.77	1.923	14:45:11.504

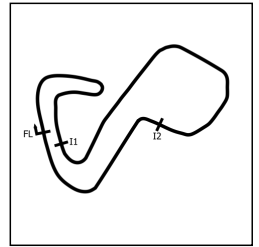
P24 400 S		Stuart THURTLÉ		Kawasaki NINJA 400 - TeamTortoise Racing			
IDEAL LAP TIME : 1:53.583		BEST LAP TIME : 1:54.011		DIFFERENCE : 0.428			
LAP	SECTOR 1	SECTOR 2	SECTOR 3	LAP TIME	MPH	DIFF	TIME OF DAY
1 -		52.090	27.150	2:03.744	70.78	9.733	14:33:43.421
2 -	35.917	52.092	27.354	1:55.363	75.93	1.352	14:35:38.784
3 -	35.372	52.011	27.423	1:54.806	76.30	0.795	14:37:33.590
4 -	36.387	51.393	27.200	1:54.980	76.18	0.969	14:39:28.570
5 -	35.798	51.310	27.318	1:54.426 (2)	76.55	0.415	14:41:22.996
6 -	36.205	51.092	27.296	1:54.593 (3)	76.44	0.582	14:43:17.589
7 -	35.529	51.363	27.119	1:54.011 (1)	76.83		14:45:11.600

P25 4 S		Nigel FRANKLIN		Kawasaki NINJA - Jane Franklin			
IDEAL LAP TIME : 1:56.424		BEST LAP TIME : 1:56.971		DIFFERENCE : 0.547			
LAP	SECTOR 1	SECTOR 2	SECTOR 3	LAP TIME	MPH	DIFF	TIME OF DAY
1 -		53.119	28.188	2:06.677	69.15	9.706	14:33:46.354
2 -	36.164	52.467	28.904	1:57.535	74.52	0.564	14:35:43.889
3 -	36.190	52.830	28.460	1:57.480 (3)	74.56	0.509	14:37:41.369
4 -	36.767	52.587	28.267	1:57.621	74.47	0.650	14:39:38.990
5 -	36.456	52.479	28.225	1:57.160 (2)	74.76	0.189	14:41:36.150
6 -	36.127	52.679	28.165	1:56.971 (1)	74.88		14:43:33.121
7 -	37.178	52.613	27.830	1:57.621	74.47	0.650	14:45:30.742

BMCRC - MRO Championships 2022 - Rnd 6 @ Brands Hatch GP

ACU Team Green Junior Cup & Senior 300

RACE 11 - SECTOR ANALYSIS



SECTOR 1 = FL to I1, SECTOR 2 = I1 to I2, SECTOR 3 = I2 to FL, DIFF = Difference To Personal Best Lap, P = Crossed Finish Line in Pit Lane, D = Time Disallowed

P26 41 S		Stephen ROBNEY		Kawasaki NINJA 250 - A&L Composites			
IDEAL LAP TIME : 1:56.768		BEST LAP TIME : 1:57.300		DIFFERENCE : 0.532			
LAP	SECTOR 1	SECTOR 2	SECTOR 3	LAP TIME	MPH	DIFF	TIME OF DAY
1 -		53.160	28.039	2:06.995	68.97	9.695	14:33:46.672
2 -	36.385	52.414	28.501	1:57.300 (1)	74.67		14:35:43.972
3 -	36.599	53.309	27.969	1:57.877	74.31	0.577	14:37:41.849
4 -	36.736	53.047	28.078	1:57.861 (3)	74.32	0.561	14:39:39.710
5 -	36.530	53.100	28.274	1:57.904	74.29	0.604	14:41:37.614
6 -	36.561	53.331	28.515	1:58.407	73.98	1.107	14:43:36.021
7 -	36.410	52.997	28.107	1:57.514 (2)	74.54	0.214	14:45:33.535

P27 33 J		Patrick KLINGE		Kawasaki NINJA 300 -			
IDEAL LAP TIME : 1:56.945		BEST LAP TIME : 1:57.543		DIFFERENCE : 0.598			
LAP	SECTOR 1	SECTOR 2	SECTOR 3	LAP TIME	MPH	DIFF	TIME OF DAY
1 -		53.258	27.641	2:07.253	68.83	9.710	14:33:46.930
2 -	36.745	53.592	27.733	1:58.070	74.19	0.527	14:35:45.000
3 -	36.672	53.579	27.803	1:58.054 (3)	74.20	0.511	14:37:43.054
4 -	36.456	52.984	28.103	1:57.543 (1)	74.52		14:39:40.597
5 -	36.520	53.503	27.949	1:57.972 (2)	74.25	0.429	14:41:38.569
6 -	36.320	53.843	27.893	1:58.056	74.20	0.513	14:43:36.625
7 -	36.576	53.681	27.834	1:58.091	74.17	0.548	14:45:34.716

P28 87 J		Sam ATKINSON		Kawasaki -			
IDEAL LAP TIME : 2:03.521		BEST LAP TIME : 2:05.212		DIFFERENCE : 1.691			
LAP	SECTOR 1	SECTOR 2	SECTOR 3	LAP TIME	MPH	DIFF	TIME OF DAY
1 -		55.692	29.021	2:11.836	66.44	6.624	14:33:51.513
2 -	38.808	57.821	29.203	2:05.832 (2)	69.61	0.620	14:35:57.345
3 -	39.490	57.864	29.578	2:06.932	69.01	1.720	14:38:04.277
4 -	40.241	58.008	29.175	2:07.424	68.74	2.212	14:40:11.701
5 -	39.209	57.504	29.876	2:06.589 (3)	69.19	1.377	14:42:18.290
6 -	39.556	56.308	29.348	2:05.212 (1)	69.96		14:44:23.502

P29 20 J		Jack MUIR		Kawasaki NINJA 400 -			
IDEAL LAP TIME : 1:49.988		BEST LAP TIME : 1:50.093		DIFFERENCE : 0.105			
LAP	SECTOR 1	SECTOR 2	SECTOR 3	LAP TIME	MPH	DIFF	TIME OF DAY
1 -		49.786	26.462	1:58.004	74.23	7.911	14:33:37.681
2 -	33.982	49.836	26.275	1:50.093 (1)	79.56		14:35:27.774
3 -	34.555	49.731	26.765	1:51.051 (2)	78.88	0.958	14:37:18.825

BMCRC - MRO Championships 2022 - Rnd 6 @ Brands Hatch GP

ACU Team Green Junior Cup & Senior 300

RACE 11 - BEST SECTORS

SECTOR 1			SECTOR 2			SECTOR 3			IDEAL / BEST COMPARISON						
POS	NO	NAME	TIME	NO	NAME	TIME	NO	NAME	TIME	POS	NO	NAME	IDEAL	BEST	DIFF
												PERFECT LAP	1:45.682		
1	60	DOCHERTY	32.788	60	DOCHERTY	47.582	60	DOCHERTY	25.312	1	60	DOCHERTY	1:45.682	1:45.890	0.208
2	131	MELLOR	32.797	777	HARDY	47.607	311	WARD	25.378	2	777	HARDY	1:45.856	1:46.202	0.346
3	777	HARDY	32.799	19	O'MARA	47.680	19	O'MARA	25.432	3	19	O'MARA	1:45.936	1:45.972	0.036
4	19	O'MARA	32.824	311	WARD	47.712	777	HARDY	25.450	4	311	WARD	1:46.032	1:46.545	0.513
5	31	PARK	32.918	131	MELLOR	47.885	131	MELLOR	25.664	5	131	MELLOR	1:46.346	1:46.572	0.226
6	311	WARD	32.942	125	JOLLIFFE	48.045	31	PARK	25.717	6	125	JOLLIFFE	1:47.026	1:47.591	0.565
7	91	HIRST	33.060	35	WESTON	48.580	35	WESTON	25.801	7	31	PARK	1:47.231	1:47.864	0.633
8	125	JOLLIFFE	33.180	31	PARK	48.596	125	JOLLIFFE	25.801	8	91	HIRST	1:47.623	1:48.061	0.438
9	67	JONES	33.189	67	JONES	48.689	67	JONES	25.849	9	35	WESTON	1:47.684	1:47.765	0.081
10	35	WESTON	33.303	91	HIRST	48.694	95	MARSHALL	25.858	10	67	JONES	1:47.727	1:48.145	0.418
11	27	DORLING	33.379	95	MARSHALL	48.725	91	HIRST	25.869	11	95	MARSHALL	1:48.277	1:48.410	0.133
12	99	DORLING	33.467	27	DORLING	48.921	44	GREEN	25.898	12	27	DORLING	1:48.352	1:49.022	0.670
13	44	GREEN	33.511	77	WHITE	48.984	99	DORLING	26.033	13	44	GREEN	1:48.529	1:48.634	0.105
14	95	MARSHALL	33.694	44	GREEN	49.120	27	DORLING	26.052	14	99	DORLING	1:48.698	1:49.115	0.417
15	77	WHITE	33.735	99	DORLING	49.198	77	WHITE	26.210	15	77	WHITE	1:48.929	1:49.324	0.395
16	20	MUIR	33.982	20	MUIR	49.731	20	MUIR	26.275	16	20	MUIR	1:49.988	1:50.093	0.105
17	118	HALL	34.456	118	HALL	50.435	55	BAKER	26.553	17	118	HALL	1:51.581	1:51.986	0.405
18	18	HIGGINS	34.576	54	SCOTT	50.896	118	HALL	26.690	18	55	BAKER	1:52.473	1:53.148	0.675
19	66	SMITH	34.869	55	BAKER	50.973	62	BETTRIDGE	26.822	19	18	HIGGINS	1:52.538	1:52.589	0.051
20	55	BAKER	34.947	18	HIGGINS	50.984	66	SMITH	26.845	20	66	SMITH	1:52.916	1:53.092	0.176
21	156	WOLFF	35.076	400	THURTL	51.092	156	WOLFF	26.900	21	54	SCOTT	1:52.921	1:53.102	0.181
22	54	SCOTT	35.115	62	BETTRIDGE	51.157	54	SCOTT	26.910	22	62	BETTRIDGE	1:53.109	1:53.242	0.133
23	62	BETTRIDGE	35.130	66	SMITH	51.202	70	WHITE	26.974	23	156	WOLFF	1:53.315	1:53.833	0.518
24	70	WHITE	35.244	70	WHITE	51.216	18	HIGGINS	26.978	24	70	WHITE	1:53.434	1:53.678	0.244
25	400	THURTL	35.372	156	WOLFF	51.339	400	THURTL	27.119	25	400	THURTL	1:53.583	1:54.011	0.428
26	4	FRANKLIN	36.127	41	ROBEY	52.414	33	KLINGE	27.641	26	4	FRANKLIN	1:56.424	1:56.971	0.547
27	33	KLINGE	36.320	4	FRANKLIN	52.467	4	FRANKLIN	27.830	27	41	ROBEY	1:56.768	1:57.300	0.532
28	41	ROBEY	36.385	33	KLINGE	52.984	41	ROBEY	27.969	28	33	KLINGE	1:56.945	1:57.543	0.598
29	87	ATKINSON	38.808	87	ATKINSON	55.692	87	ATKINSON	29.021	29	87	ATKINSON	2:03.521	2:05.212	1.691
30															
31															

BMCRC - MRO Championships 2022 - Rnd 6 @ Brands Hatch GP

ACU Team Green Junior Cup & Senior 300

RACE 11 - STATISTICS

Competitors Started	31
Planned Start	2022-07-17 @ 14:21:00.000
Actual Start	2022-07-17 @ 14:31:39.676
Finish Time	2022-07-17 @ 14:44:11.504
Track Length	2.4332mi.
Total Laps	198
Total Distance Covered	481.7913mi.

Session Fastest Lap History

NO	CL	NAME	LAP TIME	TIME OF DAY	LAP	VEHICLE
60	J	Lennon DOCHERTY	1:46.772	14:35:18.450	2	Kawasaki NINJA 400
777	J	Maximus HARDY	1:46.721	14:35:18.571	2	Kawasaki NINJA 400
19	J	James O'MARA	1:46.703	14:35:18.663	2	Kawasaki NINJA 400
311	J	Nathan-Ellis WARD	1:46.593	14:35:18.763	2	Kawasaki NINJA 300
60	J	Lennon DOCHERTY	1:46.371	14:37:04.820	3	Kawasaki NINJA 400
777	J	Maximus HARDY	1:46.342	14:37:04.913	3	Kawasaki NINJA 400
19	J	James O'MARA	1:45.972	14:38:51.170	4	Kawasaki NINJA 400
60	J	Lennon DOCHERTY	1:45.890	14:40:37.748	5	Kawasaki NINJA 400

Session Leader History

NO	CL	NAME	FROM LAP	LAPS LED	DISTANCE	VEHICLE
60	J	Lennon DOCHERTY	1	3	7.29 miles	Kawasaki NINJA 400
19	J	James O'MARA	4	4	9.73 miles	Kawasaki NINJA 400

Flag History

TYPE	TIME OF DAY
GREEN	14:31:39.676
FINISH	14:44:11.504

Flag Statistics

TYPE	COUNT	TOTAL LAPS	TOTAL TIME
Green	1	7	14:03.256
Red	0	0	0.000
Safety Car	0	0	0.000
FCY	0	0	0.000

BMCRC - MRO Championships 2022 - Rnd 6 @ Brands Hatch GP

ACU Team Green Junior Cup & Senior 300

RACE 11 - STATISTICS

CLASS : J

20 Starters

Fastest Lap History

NO	NAME	LAP TIME	TIME OF DAY	LAP	VEHICLE
60	Lennon DOCHERTY	1:46.772	14:35:18.450	2	Kawasaki NINJA 400
777	Maximus HARDY	1:46.721	14:35:18.571	2	Kawasaki NINJA 400
19	James O'MARA	1:46.703	14:35:18.663	2	Kawasaki NINJA 400
311	Nathan-Ellis WARD	1:46.593	14:35:18.763	2	Kawasaki NINJA 300
60	Lennon DOCHERTY	1:46.371	14:37:04.820	3	Kawasaki NINJA 400
777	Maximus HARDY	1:46.342	14:37:04.913	3	Kawasaki NINJA 400
19	James O'MARA	1:45.972	14:38:51.170	4	Kawasaki NINJA 400
60	Lennon DOCHERTY	1:45.890	14:40:37.748	5	Kawasaki NINJA 400

Leader History

NO	NAME	FROM LAP	LAPS LED	DISTANCE	VEHICLE
60	Lennon DOCHERTY	1	3	7.29 miles	Kawasaki NINJA 400
19	James O'MARA	4	4	9.73 miles	Kawasaki NINJA 400

BMCRC - MRO Championships 2022 - Rnd 6 @ Brands Hatch GP

ACU Team Green Junior Cup & Senior 300

RACE 11 - STATISTICS

CLASS : S

11 Starters

Fastest Lap History

NO	NAME	LAP TIME	TIME OF DAY	LAP	VEHICLE
99	Drew DORLING	1:49.239	14:35:26.157	2	Kawasaki NINJA 300
99	Drew DORLING	1:49.115	14:39:04.591	4	Kawasaki NINJA 300

Leader History

NO	NAME	FROM LAP	LAPS LED	DISTANCE	VEHICLE
99	Drew DORLING	1	7	17.03 miles	Kawasaki NINJA 300



REACTIVE PARTS MRO POWERBIKES inc CLUBMAN 1000



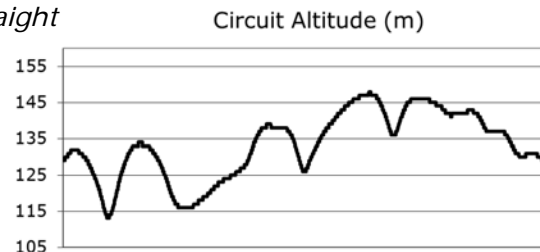
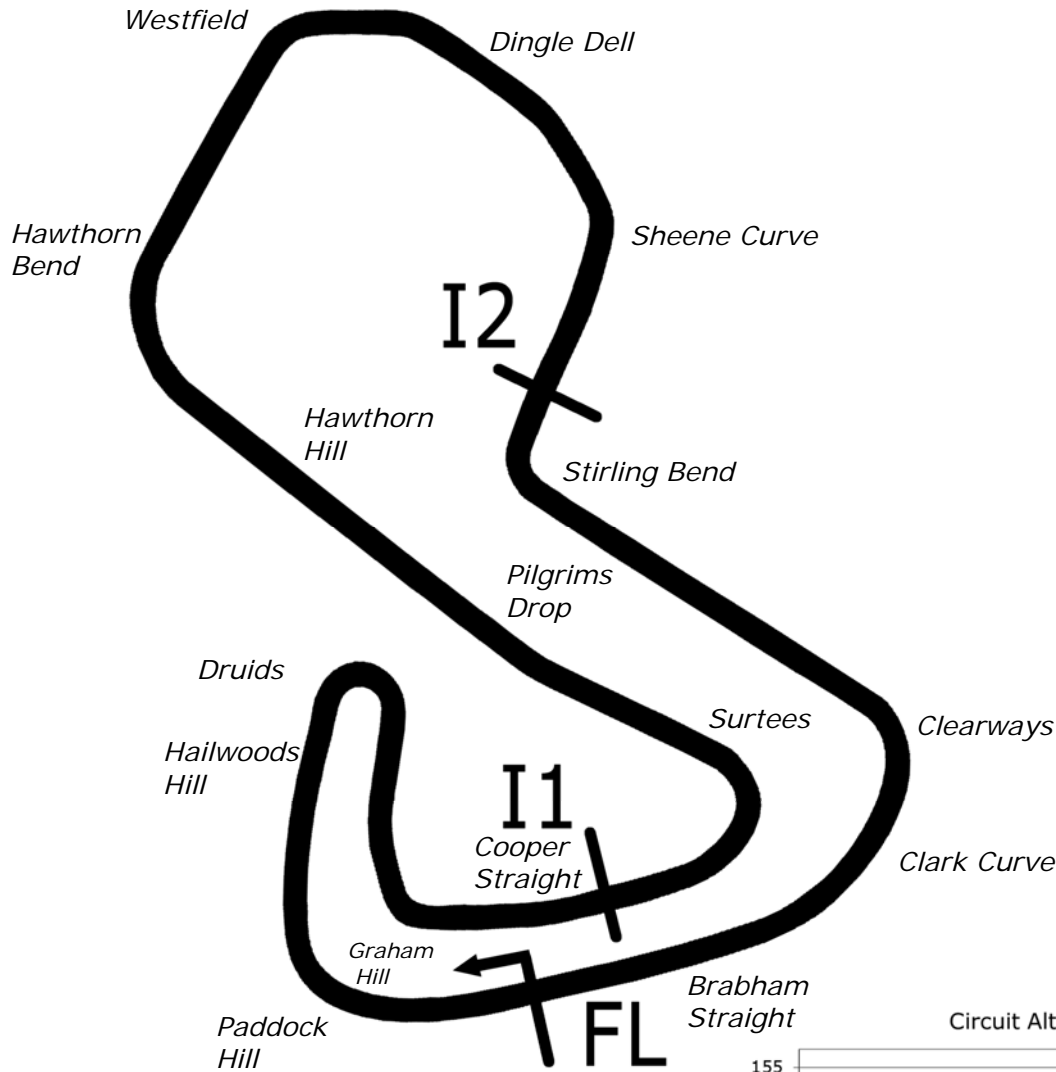
BMCRC-MRO Championships - Round 6
Brands Hatch GP
16th / 17th July 2022



Timing & Results Provided by Timing Solutions Ltd

www.tsl-timing.com

Brands Hatch GP



Length	2.4332 miles	3916.0 m	
FL		51.36032 N	0.26032 E
I1	1116m	51.35934 N	0.25955 E
I2	2928m	51.35532 N	0.26250 E
Pit Entry	3646m	51.35911 N	0.25743 E
Pit Exit	26m after FL	51.36027 N	0.26078 E
Pit Entry-Pit Exit 277m, 19.9s @50kph, 16.6s @60kph			

All results available at www.tsl-timing.com

BMCRC - MRO Championships 2022 - Rnd 6 @ Brands Hatch GP

Reactive Parts MRO Powerbikes inc Clubman 1000



QUALIFYING - CLASSIFICATION

POS	NO	CL	PIC NAME	ENTRY	TIME	ON	LAPS	GAP	DIFF	MPH
1	26		1 Josh WAINWRIGHT	Honda CBR1000RR - JW MOT Centre	1:30.811	6	7			96.46
2	172		2 Sam OSBORNE	Suzuki GSXR1000 - MSG Racing	1:30.986	6	7	0.175	0.175	96.27
3	71		3 Tom NORTON	Kawasaki ZX10 -	1:31.269	4	4	0.458	0.283	95.97
4	711		4 Ritchie THORNTON	Kawasaki ZX10R - Team 71	1:31.399	7	8	0.588	0.130	95.84
5	9		5 Luke DIXON	BMW S1000RR -	1:31.479	7	7	0.668	0.080	95.75
6	98		6 Rick DICKINSON	Ducati PANIGALE V4 - MotorcycleRaceParts.co.uk	1:31.812	6	8	1.001	0.333	95.41
7	2		7 Peter BAKER	Kawasaki ZX10R - T.J & Peter Baker MC/Dodfrey Eng	1:32.804	1	7	1.993	0.992	94.39
8	60		8 Jack YOUNGE	Kawasaki ZX10R - Chase Timber products	1:33.285	5	7	2.474	0.481	93.90
9	33		9 Michael NEEVES	BMW S1000RR - Prime Factors Racing	1:33.644	6	8	2.833	0.359	93.54
10	28		10 Greg ALLSOP	Yamaha R1 - Allsop Construction Services Ltd	1:33.903	3	6	3.092	0.259	93.28
11	21		11 Jack CROUCHER	Kawasaki ZX10R - Trendy lofts	1:33.967	5	5	3.156	0.064	93.22
12	222	C	12 Phil ROOKE	Kawasaki ZX10R - GW HIGHWAYS & CLEARWAY TR.	1:33.990	6	6	3.179	0.023	93.19
13	188		12 Dawid KRAWIECKI	Yamaha R1 - Code Blue LTD & D A East Electrical	1:34.118	5	7	3.307	0.128	93.07
14	110	C	2 Michael CLARKE	Yamaha R1 - BIKEBASE - MX5 PARTS WAREHOUSE	1:34.164	4	5	3.353	0.046	93.02
15	7	C	3 Seb JENKINS	Suzuki GSX-R 1000 - Long hours and hard graft	1:34.460	5	7	3.649	0.296	92.73
16	53	C	4 Seamus McGLYNN	Yamaha R1 -	1:34.481	6	7	3.670	0.021	92.71
17	449	C	5 Luke WALLINGTON	Yamaha R1 4C8 - BW Bespoke Developments Ltd	1:34.523	7	7	3.712	0.042	92.67
18	133		13 Ben NEEVES	BMW S1000RR -	1:35.138	5	7	4.327	0.615	92.07
19	100	C	6 Antony HUNTER	Kawasaki ZX10R - Uncletoms motoring centre	1:35.644	3	5	4.833	0.506	91.58
20	55		14 Matthew WREN	Suzuki GSXR - TBR performance	1:36.358	6	7	5.547	0.714	90.90
21	277	C	7 Adrian AVERRE	Ducati PANIGALE V4 - Ryders Alley Racing	1:36.473	7	7	5.662	0.115	90.80
22	141		15 Ramone HUNTE	Yamaha R1 - my wallet.com	1:36.503	3	7	5.692	0.030	90.77
23	86	C	8 Frederico LOPES	Yamaha R1 - FLR Procurement Ltd	1:36.949	3	7	6.138	0.446	90.35
24	334	C	9 Anthony BRANDISH	Suzuki GSXR 1000 - BW bespoke developments ltd	1:37.155	5	7	6.344	0.206	90.16
25	23	C	10 Harry HINCHCLIFFE	Kawasaki ZX10R - JDL Electrical	1:37.498	5	5	6.687	0.343	89.84
26	34	C	11 Ben CHEESEMAN	Kawasaki ZX10R - BCH Services Kent Ltd	1:38.228	7	7	7.417	0.730	89.17
27	50	C	12 Dan WELFORD	Suzuki GSXR 1000 - Sussex Security Installations	1:38.751	4	5	7.940	0.523	88.70
28	175	C	13 Arlindo PESTANA	BMW S1000RR - Pep's racing	1:39.498	3	3	8.687	0.747	88.04
29	333		16 Andrew HOUGHTON	BMW S1000RR - Bahnstomer BMW	1:39.550	8	8	8.739	0.052	87.99
30	263	C	14 Riccardo BIGUZZI	BMW S1000RR - Riccardo's Travel	1:40.692	2	5	9.881	1.142	86.99
31	89	C	15 Craig SHARMAN	Kawasaki Z900 - MSS Performance	1:43.813	7	7	13.002	3.121	84.38
32	163	C	16 Steve SMULOVIC	Suzuki GSXR1000 - SFC Racing	1:44.901	5	6	14.090	1.088	83.50

Weather / Track : Sunny / Dry

These results are provisional until the conclusion of any judicial and technical matters.

Brands Hatch GP: 2.4332 miles

Date: 16/07/2022 Start: 10:27 Finish: 10:40

Clerk Of Course :	Stewards :	Timekeeper : <i>Craig Smith</i>
-------------------	------------	------------------------------------

Results can be found at www.tsl-timing.com

Printed - 10:44 Saturday, 16 July 2022



BMCRC - MRO Championships 2022 - Rnd 6 @ Brands Hatch GP

Reactive Parts MRO Powerbikes inc Clubman 1000

QUALIFYING - SECTOR ANALYSIS



SECTOR 1 = FL to I1, SECTOR 2 = I1 to I2, SECTOR 3 = I2 to FL, DIFF = Difference To Personal Best Lap, P = Crossed Finish Line in Pit Lane, D = Time Disallowed

P1 26		Josh WAINWRIGHT		Honda CBR1000RR - JW MOT Centre			
IDEAL LAP TIME :		BEST LAP TIME : 1:30.811		DIFFERENCE :			
LAP	SECTOR 1	SECTOR 2	SECTOR 3	LAP TIME	MPH	DIFF	TIME OF DAY
1 -	OUTLAP			1:47.916	81.17	17.105	10:31:54.975
2 -				1:34.175	93.01	3.364	10:33:29.150
3 -				1:31.635 (3)	95.59	0.824	10:35:00.785
4 -			IN PIT	1:51.112 P	78.83	20.301	10:36:51.897
5 -	OUTLAP			1:39.945	87.64	9.134	10:38:31.843
6 -				1:30.811 (1)	96.46		10:40:02.654
7 -				1:30.983 (2)	96.27	0.172	10:41:33.637

P2 172		Sam OSBORNE		Suzuki GSXR1000 - MSG Racing			
IDEAL LAP TIME : 1:30.770		BEST LAP TIME : 1:30.986		DIFFERENCE : 0.216			
LAP	SECTOR 1	SECTOR 2	SECTOR 3	LAP TIME	MPH	DIFF	TIME OF DAY
1 -	29.950	41.995	21.909	1:33.854	93.33	2.868	10:31:48.959
2 -	29.487	40.947	21.437	1:31.871	95.34	0.885	10:33:20.830
3 -	29.150	40.657	21.213	1:31.020 (2)	96.24	0.034	10:34:51.850
4 -	29.221	41.706	21.274	1:32.201	95.00	1.215	10:36:24.051
5 -	29.125	41.021	22.227	1:32.373	94.83	1.387	10:37:56.424
6 -	28.900	40.836	21.250	1:30.986 (1)	96.27		10:39:27.410
7 -	29.113	41.211	21.474	1:31.798 (3)	95.42	0.812	10:40:59.208

P3 71		Tom NORTON		Kawasaki ZX10 -			
IDEAL LAP TIME : 1:30.840		BEST LAP TIME : 1:31.269		DIFFERENCE : 0.429			
LAP	SECTOR 1	SECTOR 2	SECTOR 3	LAP TIME	MPH	DIFF	TIME OF DAY
1 -	29.772	41.014	21.638	1:32.424	94.77	1.155	10:31:34.409
2 -	29.167	41.142	21.692	1:32.001 (3)	95.21	0.732	10:33:06.410
3 -	28.934	41.268	21.506	1:31.708 (2)	95.51	0.439	10:34:38.118
4 -	29.363	40.515	21.391	1:31.269 (1)	95.97		10:36:09.387

P4 711		Ritchie THORNTON		Kawasaki ZX10R - Team 71			
IDEAL LAP TIME : 1:31.266		BEST LAP TIME : 1:31.399		DIFFERENCE : 0.133			
LAP	SECTOR 1	SECTOR 2	SECTOR 3	LAP TIME	MPH	DIFF	TIME OF DAY
1 -	OUTLAP	44.255	22.530	1:41.824	86.02	10.425	10:31:27.003
2 -	31.836	42.547	21.788	1:36.171	91.08	4.772	10:33:03.174
3 -	29.800	41.629	21.615	1:33.044	94.14	1.645	10:34:36.218
4 -	29.728	41.746	21.582	1:33.056	94.13	1.657	10:36:09.274
5 -	29.255	41.465	21.184	1:31.904 (3)	95.31	0.505	10:37:41.178
6 -	29.154	40.928	21.498	1:31.580 (2)	95.65	0.181	10:39:12.758
7 -	29.183	40.958	21.258	1:31.399 (1)	95.84		10:40:44.157
8 -	29.731	43.160	21.686	1:34.577	92.62	3.178	10:42:18.734

P5 9		Luke DIXON		BMW S1000RR -			
IDEAL LAP TIME : 1:31.331		BEST LAP TIME : 1:31.479		DIFFERENCE : 0.148			
LAP	SECTOR 1	SECTOR 2	SECTOR 3	LAP TIME	MPH	DIFF	TIME OF DAY
1 -	OUTLAP	43.431	22.004	1:38.990	88.49	7.511	10:31:26.454
2 -	31.189	41.571	21.692	1:34.452	92.74	2.973	10:33:00.906
3 -	29.518	41.685	21.705	1:32.908	94.28	1.429	10:34:33.814
4 -	29.529	41.661	21.660	1:32.850	94.34	1.371	10:36:06.664
5 -	29.331	41.432	21.447	1:32.210 (3)	94.99	0.731	10:37:38.874
6 -	29.032	41.144	21.370	1:31.546 (2)	95.68	0.067	10:39:10.420
7 -	29.180	40.993	21.306	1:31.479 (1)	95.75		10:40:41.899

BMCRC - MRO Championships 2022 - Rnd 6 @ Brands Hatch GP

Reactive Parts MRO Powerbikes inc Clubman 1000

QUALIFYING - SECTOR ANALYSIS



SECTOR 1 = FL to I1, SECTOR 2 = I1 to I2, SECTOR 3 = I2 to FL, DIFF = Difference To Personal Best Lap, P = Crossed Finish Line in Pit Lane, D = Time Disallowed

P6 98		Rick DICKINSON		Ducati PANIGALE V4 - MotorcycleRaceParts.co.uk			
IDEAL LAP TIME : 1:31.802		BEST LAP TIME : 1:31.812		DIFFERENCE : 0.010			
LAP	SECTOR 1	SECTOR 2	SECTOR 3	LAP TIME	MPH	DIFF	TIME OF DAY
1 -	30.804	41.693	21.743	1:34.240	92.95	2.428	10:30:41.052
2 -	29.951	42.573	21.793	1:34.317	92.87	2.505	10:32:15.369
3 -	29.726	41.159	21.572	1:32.457	94.74	0.645	10:33:47.826
4 -	29.686	41.011	21.810	1:32.507	94.69	0.695	10:35:20.333
5 -	29.675	41.210	21.494	1:32.379 (3)	94.82	0.567	10:36:52.712
6 -	29.403	40.993	21.416	1:31.812 (1)	95.41		10:38:24.524
7 -	29.393	41.210	21.475	1:32.078 (2)	95.13	0.266	10:39:56.602
8 -	30.152	41.853	22.180	1:34.185	93.00	2.373	10:41:30.787

P7 2		Peter BAKER		Kawasaki ZX10R - TJ & Peter Baker MC/Dodfrey Eng			
IDEAL LAP TIME : 1:32.555		BEST LAP TIME : 1:32.804		DIFFERENCE : 0.249			
LAP	SECTOR 1	SECTOR 2	SECTOR 3	LAP TIME	MPH	DIFF	TIME OF DAY
1 -	29.381	41.559	21.864	1:32.804 (1)	94.39		10:32:01.922
2 -	29.613	42.461	21.963	1:34.037	93.15	1.233	10:33:35.959
3 -	29.597	41.536	22.286	1:33.419	93.76	0.615	10:35:09.378
4 -	29.503	41.647	21.831	1:32.981 (3)	94.21	0.177	10:36:42.359
5 -	29.567	41.672	21.638	1:32.877 (2)	94.31	0.073	10:38:15.236
6 -	29.510	41.866	22.062	1:33.438	93.75	0.634	10:39:48.674
7 -	29.423	41.783	21.889	1:33.095	94.09	0.291	10:41:21.769

P8 60		Jack YOUNGE		Kawasaki ZX10R - Chase Timber products			
IDEAL LAP TIME : 1:33.048		BEST LAP TIME : 1:33.285		DIFFERENCE : 0.237			
LAP	SECTOR 1	SECTOR 2	SECTOR 3	LAP TIME	MPH	DIFF	TIME OF DAY
1 -	30.774	43.444	22.789	1:37.007	90.30	3.722	10:31:00.205
2 -	30.123	42.436	21.911	1:34.470	92.72	1.185	10:32:34.675
3 -	29.527	42.797	21.964	1:34.288 (3)	92.90	1.003	10:34:08.963
4 -	29.395	42.046	21.865	1:33.306 (2)	93.88	0.021	10:35:42.269
5 -	29.287	42.283	21.715	1:33.285 (1)	93.90		10:37:15.554
6 -	31.448	42.395	22.048	1:35.891	91.35	2.606	10:38:51.445
7 -	30.231	44.770	25.399	1:40.400	87.24	7.115	10:40:31.845

P9 33		Michael NEEVES		BMW S1000RR - Prime Factors Racing			
IDEAL LAP TIME : 1:33.573		BEST LAP TIME : 1:33.644		DIFFERENCE : 0.071			
LAP	SECTOR 1	SECTOR 2	SECTOR 3	LAP TIME	MPH	DIFF	TIME OF DAY
1 -	30.939	43.212	23.059	1:37.210	90.11	3.566	10:31:00.008
2 -	30.612	42.534	21.952	1:35.098	92.11	1.454	10:32:35.106
3 -	30.533	42.306	22.709	1:35.548	91.68	1.904	10:34:10.654
4 -	30.050	42.074	22.248	1:34.372	92.82	0.728	10:35:45.026
5 -	30.010	42.407	21.760	1:34.177 (3)	93.01	0.533	10:37:19.203
6 -	29.955	41.936	21.753	1:33.644 (1)	93.54		10:38:52.847
7 -	30.075	42.299	21.682	1:34.056 (2)	93.13	0.412	10:40:26.903
8 -	30.687	42.093	22.290	1:35.070	92.14	1.426	10:42:01.973

P10 28		Greg ALLSOP		Yamaha R1 - Allsop Construction Services Ltd			
IDEAL LAP TIME : 1:33.816		BEST LAP TIME : 1:33.903		DIFFERENCE : 0.087			
LAP	SECTOR 1	SECTOR 2	SECTOR 3	LAP TIME	MPH	DIFF	TIME OF DAY
1 -	31.722	43.071	22.622	1:37.415	89.92	3.512	10:31:54.245
2 -	30.299	42.053	22.143	1:34.495 (3)	92.70	0.592	10:33:28.740
3 -	30.033	41.899	21.971	1:33.903 (1)	93.28		10:35:02.643
4 -	29.955	42.358	21.962	1:34.275 (2)	92.91	0.372	10:36:36.918
5 -	30.024	41.996	26.561	1:38.581	88.85	4.678	10:38:15.499
6 -	30.436	42.416	22.034	1:34.886	92.31	0.983	10:39:50.385

BMCRC - MRO Championships 2022 - Rnd 6 @ Brands Hatch GP

Reactive Parts MRO Powerbikes inc Clubman 1000

QUALIFYING - SECTOR ANALYSIS



SECTOR 1 = FL to I1, SECTOR 2 = I1 to I2, SECTOR 3 = I2 to FL, DIFF = Difference To Personal Best Lap, P = Crossed Finish Line in Pit Lane, D = Time Disallowed

P11 21		Jack CROUCHER		Kawasaki ZX10R - Trendy lofts			
IDEAL LAP TIME : 1:33.967		BEST LAP TIME : 1:33.967		DIFFERENCE : 0.000			
LAP	SECTOR 1	SECTOR 2	SECTOR 3	LAP TIME	MPH	DIFF	TIME OF DAY
1 -	30.376	43.769	22.693	1:36.838	90.45	2.871	10:31:31.650
2 -	30.433	43.220	22.913	1:36.566	90.71	2.599	10:33:08.216
3 -	30.483	42.857	22.493	1:35.833 (3)	91.40	1.866	10:34:44.049
4 -	30.491	42.425	22.313	1:35.229 (2)	91.98	1.262	10:36:19.278
5 -	29.936	42.057	21.974	1:33.967 (1)	93.22		10:37:53.245

P12 222 C		Phil ROOKE		Kawasaki ZX10R - GW HIGHWAYS & CLEARWAY TRAFFIC S			
IDEAL LAP TIME : 1:33.990		BEST LAP TIME : 1:33.990		DIFFERENCE : 0.000			
LAP	SECTOR 1	SECTOR 2	SECTOR 3	LAP TIME	MPH	DIFF	TIME OF DAY
1 -	32.320	43.965	23.382	1:39.667	87.89	5.677	10:31:30.657
2 -	31.022	43.646	23.291	1:37.959	89.42	3.969	10:33:08.616
3 -	30.901	43.737	22.556	1:37.194	90.12	3.204	10:34:45.810
4 -	29.886	42.308	22.497	1:34.691 (2)	92.50	0.701	10:36:20.501
5 -	30.047	43.454	23.061	1:36.562 (3)	90.71	2.572	10:37:57.063
6 -	29.882	42.062	22.046	1:33.990 (1)	93.19		10:39:31.053

P13 188		Dawid KRAWIECKI		Yamaha R1 - Code Blue LTD & D A East Electrical			
IDEAL LAP TIME : 1:33.487		BEST LAP TIME : 1:34.118		DIFFERENCE : 0.631			
LAP	SECTOR 1	SECTOR 2	SECTOR 3	LAP TIME	MPH	DIFF	TIME OF DAY
1 -	OUTLAP	43.125	22.458	1:40.007	87.59	5.889	10:31:26.476
2 -	31.778	41.829	21.995	1:35.602 (3)	91.62	1.484	10:33:02.078
3 -	30.392	47.394	IN PIT	2:56.244 P	49.70	1:22.126	10:35:58.322
4 -	OUTLAP	42.571	23.313	1:41.042	86.69	6.924	10:37:39.364
5 -	29.663	41.835	22.620	1:34.118 (1)	93.07		10:39:13.482
6 -	30.015	42.584	22.589	1:35.188 (2)	92.02	1.070	10:40:48.670
7 -	30.882	45.411	22.914	1:39.207	88.29	5.089	10:42:27.877

P14 110 C		Michael CLARKE		Yamaha R1 - BIKEBASE - MX5 PARTS WAREHOUSE			
IDEAL LAP TIME : 1:33.851		BEST LAP TIME : 1:34.164		DIFFERENCE : 0.313			
LAP	SECTOR 1	SECTOR 2	SECTOR 3	LAP TIME	MPH	DIFF	TIME OF DAY
1 -	OUTLAP	44.615	22.828	1:42.391	85.55	8.227	10:32:19.271
2 -	30.002	43.429	22.199	1:35.630 (3)	91.60	1.466	10:33:54.901
3 -	30.365	43.755	22.375	1:36.495	90.78	2.331	10:35:31.396
4 -	29.744	42.045	22.375	1:34.164 (1)	93.02		10:37:05.560
5 -	29.607	42.679	22.704	1:34.990 (2)	92.21	0.826	10:38:40.550

P15 7 C		Seb JENKINS		Suzuki GSX-R 1000 - Long hours and hard graft			
IDEAL LAP TIME : 1:34.346		BEST LAP TIME : 1:34.460		DIFFERENCE : 0.114			
LAP	SECTOR 1	SECTOR 2	SECTOR 3	LAP TIME	MPH	DIFF	TIME OF DAY
1 -	OUTLAP	45.096	23.176	1:45.275	83.20	10.815	10:32:28.211
2 -	31.589	43.319	22.208	1:37.116	90.19	2.656	10:34:05.327
3 -	30.704	42.156	22.285	1:35.145	92.06	0.685	10:35:40.472
4 -	30.527	42.339	21.923	1:34.789 (3)	92.41	0.329	10:37:15.261
5 -	30.476	42.076	21.908	1:34.460 (1)	92.73		10:38:49.721
6 -	30.569	43.024	21.962	1:35.555	91.67	1.095	10:40:25.276
7 -	30.521	41.962	22.009	1:34.492 (2)	92.70	0.032	10:41:59.768

BMCRC - MRO Championships 2022 - Rnd 6 @ Brands Hatch GP

Reactive Parts MRO Powerbikes inc Clubman 1000

QUALIFYING - SECTOR ANALYSIS



SECTOR 1 = FL to I1, SECTOR 2 = I1 to I2, SECTOR 3 = I2 to FL, DIFF = Difference To Personal Best Lap, P = Crossed Finish Line in Pit Lane, D = Time Disallowed

P16 53 C		Seamus McGLYNN		Yamaha R1 -			
IDEAL LAP TIME : 1:34.284		BEST LAP TIME : 1:34.481		DIFFERENCE : 0.197			
LAP	SECTOR 1	SECTOR 2	SECTOR 3	LAP TIME	MPH	DIFF	TIME OF DAY
1 -	30.989	44.248	22.467	1:37.704	89.65	3.223	10:32:00.010
2 -	30.631	43.015	22.055	1:35.701	91.53	1.220	10:33:35.711
3 -	30.400	42.703	22.105	1:35.208	92.00	0.727	10:35:10.919
4 -	30.250	42.813	22.035	1:35.098 (3)	92.11	0.617	10:36:46.017
5 -	30.055	43.065	21.939	1:35.059 (2)	92.15	0.578	10:38:21.076
6 -	29.823	42.522	22.136	1:34.481 (1)	92.71		10:39:55.557
7 -	30.085	44.679	22.577	1:37.341	89.99	2.860	10:41:32.898

P17 449 C		Luke WALLINGTON		Yamaha R1 4C8 - BW Bespoke Developments Ltd			
IDEAL LAP TIME : 1:34.523		BEST LAP TIME : 1:34.523		DIFFERENCE : 0.000			
LAP	SECTOR 1	SECTOR 2	SECTOR 3	LAP TIME	MPH	DIFF	TIME OF DAY
1 -	OUTLAP	44.623	22.644	1:42.699	85.29	8.176	10:32:16.366
2 -	30.498	43.235	22.522	1:36.255 (3)	91.00	1.732	10:33:52.621
3 -	30.650	43.084	22.633	1:36.367	90.90	1.844	10:35:28.988
4 -	30.559	43.354	22.480	1:36.393	90.87	1.870	10:37:05.381
5 -	30.058	42.649	22.113	1:34.820 (2)	92.38	0.297	10:38:40.201
6 -	31.883	43.830	22.229	1:37.942	89.43	3.419	10:40:18.143
7 -	29.909	42.586	22.028	1:34.523 (1)	92.67		10:41:52.666

P18 133		Ben NEEVES		BMW S1000RR -			
IDEAL LAP TIME : 1:35.078		BEST LAP TIME : 1:35.138		DIFFERENCE : 0.060			
LAP	SECTOR 1	SECTOR 2	SECTOR 3	LAP TIME	MPH	DIFF	TIME OF DAY
1 -	31.646	44.225	22.821	1:38.692	88.75	3.554	10:30:57.155
2 -	30.675	43.094	22.326	1:36.095	91.15	0.957	10:32:33.250
3 -	30.978	43.497	23.229	1:37.704	89.65	2.566	10:34:10.954
4 -	30.794	42.533	22.334	1:35.661 (2)	91.57	0.523	10:35:46.615
5 -	30.459	42.593	22.086	1:35.138 (1)	92.07		10:37:21.753
6 -	30.747	43.934	22.300	1:36.981	90.32	1.843	10:38:58.734
7 -	30.772	42.899	22.401	1:36.072 (3)	91.17	0.934	10:40:34.806

P19 100 C		Antony HUNTER		Kawasaki ZX10R - Uncletoms motoring centre			
IDEAL LAP TIME : 1:35.244		BEST LAP TIME : 1:35.644		DIFFERENCE : 0.400			
LAP	SECTOR 1	SECTOR 2	SECTOR 3	LAP TIME	MPH	DIFF	TIME OF DAY
1 -	31.542	44.079	22.848	1:38.469	88.96	2.825	10:32:10.129
2 -	31.206	43.355	22.744	1:37.305 (3)	90.02	1.661	10:33:47.434
3 -	30.842	42.412	22.390	1:35.644 (1)	91.58		10:35:23.078
4 -	30.442	42.731	22.632	1:35.805 (2)	91.43	0.161	10:36:58.883
5 -	32.640	46.082	24.369	1:43.091	84.97	7.447	10:38:41.974

P20 55		Matthew WREN		Suzuki GSXR - TBR performance			
IDEAL LAP TIME : 1:36.275		BEST LAP TIME : 1:36.358		DIFFERENCE : 0.083			
LAP	SECTOR 1	SECTOR 2	SECTOR 3	LAP TIME	MPH	DIFF	TIME OF DAY
1 -	33.368	45.863	23.407	1:42.638	85.34	6.280	10:32:17.869
2 -	32.066	44.043	22.854	1:38.963	88.51	2.605	10:33:56.832
3 -	31.647	43.135	22.529	1:37.311 (3)	90.01	0.953	10:35:34.143
4 -	31.036	43.717	22.724	1:37.477	89.86	1.119	10:37:11.620
5 -	31.228	43.012	22.809	1:37.049 (2)	90.26	0.691	10:38:48.669
6 -	30.819	43.095	22.444	1:36.358 (1)	90.90		10:40:25.027
7 -	31.071	43.275	23.356	1:37.702	89.65	1.344	10:42:02.729

BMCRC - MRO Championships 2022 - Rnd 6 @ Brands Hatch GP

Reactive Parts MRO Powerbikes inc Clubman 1000

QUALIFYING - SECTOR ANALYSIS



SECTOR 1 = FL to I1, SECTOR 2 = I1 to I2, SECTOR 3 = I2 to FL, DIFF = Difference To Personal Best Lap, P = Crossed Finish Line in Pit Lane, D = Time Disallowed

P21 277 C		Adrian AVERRE		Ducati PANIGALE V4 - Ryders Alley Racing			
IDEAL LAP TIME : 1:36.246		BEST LAP TIME : 1:36.473		DIFFERENCE : 0.227			
LAP	SECTOR 1	SECTOR 2	SECTOR 3	LAP TIME	MPH	DIFF	TIME OF DAY
1 -	31.746	43.343	22.923	1:38.012 (3)	89.37	1.539	10:31:33.520
2 -	31.962	43.445	22.644	1:38.051	89.33	1.578	10:33:11.571
3 -	30.990	43.454	22.739	1:37.183 (2)	90.13	0.710	10:34:48.754
4 -	31.519	44.113	22.435	1:38.067	89.32	1.594	10:36:26.821
5 -	30.895	43.601	23.708	1:38.204	89.20	1.731	10:38:05.025
6 -	31.042	43.805	23.192	1:38.039	89.35	1.566	10:39:43.064
7 -	30.871	42.940	22.662	1:36.473 (1)	90.80		10:41:19.537

P22 141		Ramone HUNTE		Yamaha R1 - my wallet.com			
IDEAL LAP TIME : 1:36.183		BEST LAP TIME : 1:36.503		DIFFERENCE : 0.320			
LAP	SECTOR 1	SECTOR 2	SECTOR 3	LAP TIME	MPH	DIFF	TIME OF DAY
1 -	32.357	44.199	23.344	1:39.900	87.68	3.397	10:31:34.786
2 -	31.400	44.140	22.869	1:38.409	89.01	1.906	10:33:13.195
3 -	30.932	42.976	22.595	1:36.503 (1)	90.77		10:34:49.698
4 -	31.020	44.227	22.633	1:37.880	89.49	1.377	10:36:27.578
5 -	30.657	43.477	22.995	1:37.129 (3)	90.18	0.626	10:38:04.707
6 -	30.612	44.010	22.773	1:37.395	89.94	0.892	10:39:42.102
7 -	30.701	43.347	22.682	1:36.730 (2)	90.55	0.227	10:41:18.832

P23 86 C		Frederico LOPES		Yamaha R1 - FLR Procurement Ltd			
IDEAL LAP TIME : 1:36.544		BEST LAP TIME : 1:36.949		DIFFERENCE : 0.405			
LAP	SECTOR 1	SECTOR 2	SECTOR 3	LAP TIME	MPH	DIFF	TIME OF DAY
1 -	OUTLAP	45.796	23.685	1:46.825	82.00	9.876	10:31:41.402
2 -	31.746	43.811	22.872	1:38.429	88.99	1.480	10:33:19.831
3 -	31.119	43.074	22.756	1:36.949 (1)	90.35		10:34:56.780
4 -	31.309	43.409	22.719	1:37.437 (3)	89.90	0.488	10:36:34.217
5 -	30.957	43.406	22.854	1:37.217 (2)	90.10	0.268	10:38:11.434
6 -	33.171	43.097	22.513	1:38.781	88.67	1.832	10:39:50.215
7 -	31.045	43.316	23.159	1:37.520	89.82	0.571	10:41:27.735

P24 334 C		Anthony BRANDISH		Suzuki GSXR 1000 - BW bespoke developments ltd			
IDEAL LAP TIME : 1:36.953		BEST LAP TIME : 1:37.155		DIFFERENCE : 0.202			
LAP	SECTOR 1	SECTOR 2	SECTOR 3	LAP TIME	MPH	DIFF	TIME OF DAY
1 -	OUTLAP	44.649	23.250	1:43.021	85.02	5.866	10:32:17.964
2 -	31.173	43.528	23.232	1:37.933 (3)	89.44	0.778	10:33:55.897
3 -	31.390	43.420	22.649	1:37.459 (2)	89.88	0.304	10:35:33.356
4 -	31.206	43.834	22.909	1:37.949	89.43	0.794	10:37:11.305
5 -	31.113	43.191	22.851	1:37.155 (1)	90.16		10:38:48.460
6 -	31.205	43.821	23.016	1:38.042	89.34	0.887	10:40:26.502
7 -	31.679	43.643	23.128	1:38.450	88.97	1.295	10:42:04.952

P25 23 C		Harry HINCHCLIFFE		Kawasaki ZX10R - JDL Electrical			
IDEAL LAP TIME : 1:36.882		BEST LAP TIME : 1:37.498		DIFFERENCE : 0.616			
LAP	SECTOR 1	SECTOR 2	SECTOR 3	LAP TIME	MPH	DIFF	TIME OF DAY
1 -	OUTLAP	44.637	22.777	1:43.652	84.51	6.154	10:32:18.213
2 -	31.389	43.583	22.842	1:37.814 (3)	89.55	0.316	10:33:56.027
3 -	31.431	43.515	22.580	1:37.526 (2)	89.82	0.028	10:35:33.553
4 -	31.164	44.006	22.730	1:37.900	89.47	0.402	10:37:11.453
5 -	31.780	43.138	22.580	1:37.498 (1)	89.84		10:38:48.951

BMCRC - MRO Championships 2022 - Rnd 6 @ Brands Hatch GP

Reactive Parts MRO Powerbikes inc Clubman 1000

QUALIFYING - SECTOR ANALYSIS



SECTOR 1 = FL to I1, SECTOR 2 = I1 to I2, SECTOR 3 = I2 to FL, DIFF = Difference To Personal Best Lap, P = Crossed Finish Line in Pit Lane, D = Time Disallowed

P26 34 C		Ben CHEESEMAN		Kawasaki ZX10R - BCH Services Kent Ltd			
IDEAL LAP TIME : 1:38.035		BEST LAP TIME : 1:38.228		DIFFERENCE : 0.193			
LAP	SECTOR 1	SECTOR 2	SECTOR 3	LAP TIME	MPH	DIFF	TIME OF DAY
1 -	31.579	45.375	23.772	1:40.726	86.96	2.498	10:31:49.583
2 -	31.704	45.339	23.939	1:40.982	86.74	2.754	10:33:30.565
3 -	31.513	44.794	23.222	1:39.529	88.01	1.301	10:35:10.094
4 -	31.848	44.897	22.775	1:39.520	88.02	1.292	10:36:49.614
5 -	31.228	44.861	23.049	1:39.138 (3)	88.36	0.910	10:38:28.752
6 -	31.162	44.326	23.001	1:38.489 (2)	88.94	0.261	10:40:07.241
7 -	31.240	44.098	22.890	1:38.228 (1)	89.17		10:41:45.469

P27 50 C		Dan WELFORD		Suzuki GSXR 1000 - Sussex Security Installations			
IDEAL LAP TIME : 1:38.365		BEST LAP TIME : 1:38.751		DIFFERENCE : 0.386			
LAP	SECTOR 1	SECTOR 2	SECTOR 3	LAP TIME	MPH	DIFF	TIME OF DAY
1 -	33.133	45.843	23.271	1:42.247	85.67	3.496	10:32:00.623
2 -	32.194	44.909	23.079	1:40.182 (3)	87.43	1.431	10:33:40.805
3 -	31.814	45.630	23.419	1:40.863	86.84	2.112	10:35:21.668
4 -	31.926	43.858	22.967	1:38.751 (1)	88.70		10:37:00.419
5 -	31.541	44.709	22.966	1:39.216 (2)	88.29	0.465	10:38:39.635

P28 175 C		Arlindo PESTANA		BMW S1000RR - Pep's racing			
IDEAL LAP TIME : 1:39.498		BEST LAP TIME : 1:39.498		DIFFERENCE : 0.000			
LAP	SECTOR 1	SECTOR 2	SECTOR 3	LAP TIME	MPH	DIFF	TIME OF DAY
1 -	32.544	44.951	24.075	1:41.570 (3)	86.24	2.072	10:31:33.054
2 -	32.139	44.893	23.807	1:40.839 (2)	86.86	1.341	10:33:13.893
3 -	31.542	44.544	23.412	1:39.498 (1)	88.04		10:34:53.391

P29 333		Andrew HOUGHTON		BMW S1000RR - Bahnstomer BMW			
IDEAL LAP TIME : 1:39.550		BEST LAP TIME : 1:39.550		DIFFERENCE : 0.000			
LAP	SECTOR 1	SECTOR 2	SECTOR 3	LAP TIME	MPH	DIFF	TIME OF DAY
1 -	OUTLAP	50.114	24.755	1:54.366	76.59	14.816	10:29:39.636
2 -	34.408	47.246	24.496	1:46.150	82.52	6.600	10:31:25.786
3 -	33.265	45.783	23.496	1:42.544	85.42	2.994	10:33:08.330
4 -	32.384	45.440	23.395	1:41.219 (3)	86.54	1.669	10:34:49.549
5 -	32.216	45.002	23.022	1:40.240 (2)	87.38	0.690	10:36:29.789
6 -	32.402	45.705	23.390	1:41.497	86.30	1.947	10:38:11.286
7 -	33.691	45.387	23.130	1:42.208	85.70	2.658	10:39:53.494
8 -	31.719	44.827	23.004	1:39.550 (1)	87.99		10:41:33.044

P30 263 C		Riccardo BIGUZZI		BMW S1000RR - Riccardo's Travel			
IDEAL LAP TIME : 1:39.855		BEST LAP TIME : 1:40.692		DIFFERENCE : 0.837			
LAP	SECTOR 1	SECTOR 2	SECTOR 3	LAP TIME	MPH	DIFF	TIME OF DAY
1 -	32.980	45.454	23.787	1:42.221	85.69	1.529	10:31:25.888
2 -	32.253	45.071	23.368	1:40.692 (1)	86.99		10:33:06.580
3 -	31.416	45.728	24.273	1:41.417 (3)	86.37	0.725	10:34:47.997
4 -	32.093	46.343	23.473	1:41.909	85.95	1.217	10:36:29.906
5 -	31.819	45.636	23.379	1:40.834 (2)	86.87	0.142	10:38:10.740

P31 89 C		Craig SHARMAN		Kawasaki Z900 - MSS Performance			
IDEAL LAP TIME : 1:43.813		BEST LAP TIME : 1:43.813		DIFFERENCE : 0.000			
LAP	SECTOR 1	SECTOR 2	SECTOR 3	LAP TIME	MPH	DIFF	TIME OF DAY
1 -	34.866	49.027	25.447	1:49.340	80.11	5.527	10:31:02.053
2 -	34.179	48.352	24.984	1:47.515	81.47	3.702	10:32:49.568
3 -	33.784	47.307	24.726	1:45.817	82.78	2.004	10:34:35.385
4 -	33.662	47.149	24.670	1:45.481	83.04	1.668	10:36:20.866
5 -	33.454	46.796	24.732	1:44.982 (3)	83.44	1.169	10:38:05.848
6 -	33.023	46.534	24.654	1:44.211 (2)	84.05	0.398	10:39:50.059
7 -	33.006	46.456	24.351	1:43.813 (1)	84.38		10:41:33.872

BMCRC - MRO Championships 2022 - Rnd 6 @ Brands Hatch GP

Reactive Parts MRO Powerbikes inc Clubman 1000

QUALIFYING - SECTOR ANALYSIS



SECTOR 1 = FL to I1, SECTOR 2 = I1 to I2, SECTOR 3 = I2 to FL, DIFF = Difference To Personal Best Lap, P = Crossed Finish Line in Pit Lane, D = Time Disallowed

P32 163 C		Steve SMULOVIC		Suzuki GSXR1000 - SFC Racing			
IDEAL LAP TIME : 1:44.729		BEST LAP TIME : 1:44.901		DIFFERENCE : 0.172			
LAP	SECTOR 1	SECTOR 2	SECTOR 3	LAP TIME	MPH	DIFF	TIME OF DAY
1 -	OUTLAP	55.237	27.728	2:06.086	69.47	21.185	10:32:28.778
2 -	37.829	50.201	26.117	1:54.147	76.74	9.246	10:34:22.925
3 -	35.117	48.449	25.374	1:48.940	80.40	4.039	10:36:11.865
4 -	34.701	47.183	24.637	1:46.521 (3)	82.23	1.620	10:37:58.386
5 -	33.676	47.023	24.202	1:44.901 (1)	83.50		10:39:43.287
6 -	33.841	46.851	24.465	1:45.157 (2)	83.30	0.256	10:41:28.444

BMCRC - MRO Championships 2022 - Rnd 6 @ Brands Hatch GP

Reactive Parts MRO Powerbikes inc Clubman 1000

QUALIFYING - BEST SECTORS

SECTOR 1			SECTOR 2			SECTOR 3			IDEAL / BEST COMPARISON						
POS	NO	NAME	TIME	NO	NAME	TIME	NO	NAME	TIME	POS	NO	NAME	IDEAL	BEST	DIFF
													PERFECT LAP	1:30.599	
1	172	OSBORNE	28.900	71	NORTON	40.515	711	THORNTON	21.184	1	172	OSBORNE	1:30.770	1:30.986	0.216
2	71	NORTON	28.934	172	OSBORNE	40.657	172	OSBORNE	21.213	2	71	NORTON	1:30.840	1:31.269	0.429
3	9	DIXON	29.032	711	THORNTON	40.928	9	DIXON	21.306	3	711	THORNTON	1:31.266	1:31.399	0.133
4	711	THORNTON	29.154	9	DIXON	40.993	71	NORTON	21.391	4	9	DIXON	1:31.331	1:31.479	0.148
5	60	YOUNGE	29.287	98	DICKINSON	40.993	98	DICKINSON	21.416	5	98	DICKINSON	1:31.802	1:31.812	0.010
6	2	BAKER	29.381	2	BAKER	41.536	2	BAKER	21.638	6	2	BAKER	1:32.555	1:32.804	0.249
7	98	DICKINSON	29.393	188	KRAWIECKI	41.829	33	NEEVES	21.682	7	60	YOUNGE	1:33.048	1:33.285	0.237
8	110	CLARKE	29.607	28	ALLSOP	41.899	60	YOUNGE	21.715	8	188	KRAWIECKI	1:33.487	1:34.118	0.631
9	188	KRAWIECKI	29.663	33	NEEVES	41.936	7	JENKINS	21.908	9	33	NEEVES	1:33.573	1:33.644	0.071
10	53	McGLYNN	29.823	7	JENKINS	41.962	53	McGLYNN	21.939	10	28	ALLSOP	1:33.816	1:33.903	0.087
11	222	ROOKE	29.882	110	CLARKE	42.045	28	ALLSOP	21.962	11	110	CLARKE	1:33.851	1:34.164	0.313
12	449	WALLINGTON	29.909	60	YOUNGE	42.046	21	CROUCHER	21.974	12	21	CROUCHER	1:33.967	1:33.967	0.000
13	21	CROUCHER	29.936	21	CROUCHER	42.057	188	KRAWIECKI	21.995	13	222	ROOKE	1:33.990	1:33.990	0.000
14	33	NEEVES	29.955	222	ROOKE	42.062	449	WALLINGTON	22.028	14	53	McGLYNN	1:34.284	1:34.481	0.197
15	28	ALLSOP	29.955	100	HUNTER	42.412	222	ROOKE	22.046	15	7	JENKINS	1:34.346	1:34.460	0.114
16	100	HUNTER	30.442	53	McGLYNN	42.522	133	NEEVES	22.086	16	449	WALLINGTON	1:34.523	1:34.523	0.000
17	133	NEEVES	30.459	133	NEEVES	42.533	110	CLARKE	22.199	17	133	NEEVES	1:35.078	1:35.138	0.060
18	7	JENKINS	30.476	449	WALLINGTON	42.586	100	HUNTER	22.390	18	100	HUNTER	1:35.244	1:35.644	0.400
19	141	HUNTE	30.612	277	AVERRE	42.940	277	AVERRE	22.435	19	141	HUNTE	1:36.183	1:36.503	0.320
20	55	WREN	30.819	141	HUNTE	42.976	55	WREN	22.444	20	277	AVERRE	1:36.246	1:36.473	0.227
21	277	AVERRE	30.871	55	WREN	43.012	86	LOPES	22.513	21	55	WREN	1:36.275	1:36.358	0.083
22	86	LOPES	30.957	86	LOPES	43.074	23	HINCHCLIFFE	22.580	22	86	LOPES	1:36.544	1:36.949	0.405
23	334	BRANDISH	31.113	23	HINCHCLIFFE	43.138	141	HUNTE	22.595	23	23	HINCHCLIFFE	1:36.882	1:37.498	0.616
24	34	CHEESEMAN	31.162	334	BRANDISH	43.191	334	BRANDISH	22.649	24	334	BRANDISH	1:36.953	1:37.155	0.202
25	23	HINCHCLIFFE	31.164	50	WELFORD	43.858	34	CHEESEMAN	22.775	25	34	CHEESEMAN	1:38.035	1:38.228	0.193
26	263	BIGUZZI	31.416	34	CHEESEMAN	44.098	50	WELFORD	22.966	26	50	WELFORD	1:38.365	1:38.751	0.386
27	50	WELFORD	31.541	175	PESTANA	44.544	333	HOUGHTON	23.004	27	175	PESTANA	1:39.498	1:39.498	0.000
28	175	PESTANA	31.542	333	HOUGHTON	44.827	263	BIGUZZI	23.368	28	333	HOUGHTON	1:39.550	1:39.550	0.000
29	333	HOUGHTON	31.719	263	BIGUZZI	45.071	175	PESTANA	23.412	29	263	BIGUZZI	1:39.855	1:40.692	0.837
30	89	SHARMAN	33.006	89	SHARMAN	46.456	163	SMULOVIC	24.202	30	89	SHARMAN	1:43.813	1:43.813	0.000
31	163	SMULOVIC	33.676	163	SMULOVIC	46.851	89	SHARMAN	24.351	31	163	SMULOVIC	1:44.729	1:44.901	0.172
32										32	26	WAINWRIGHT		1:30.811	

BMCRC - MRO Championships 2022 - Rnd 6 @ Brands Hatch GP

Reactive Parts MRO Powerbikes inc Clubman 1000

QUALIFYING - STATISTICS

Competitors Started 32
Planned Start 2022-07-16 @ 10:25:00.000
Actual Start 2022-07-16 @ 10:27:33.424
Finish Time 2022-07-16 @ 10:40:55.322
Track Length 2.4332mi.
Total Laps 206
Total Distance Covered 501.2576mi.

Session Fastest Lap History

NO	CL	NAME	LAP TIME	TIME OF DAY	LAP	VEHICLE
98		Rick DICKINSON	1:34.240	10:30:41.060	1	Ducati PANIGALE V4
71		Tom NORTON	1:32.424	10:31:34.418	1	Kawasaki ZX10
71		Tom NORTON	1:32.001	10:33:06.419	2	Kawasaki ZX10
172		Sam OSBORNE	1:31.871	10:33:20.851	2	Suzuki GSXR1000
71		Tom NORTON	1:31.708	10:34:38.128	3	Kawasaki ZX10
172		Sam OSBORNE	1:31.020	10:34:51.870	3	Suzuki GSXR1000
172		Sam OSBORNE	1:30.986	10:39:27.431	6	Suzuki GSXR1000
26		Josh WAINWRIGHT	1:30.811	10:40:02.654	6	Honda CBR1000RR

Flag History

TYPE	TIME OF DAY
GREEN	10:27:33.424
FINISH	10:40:55.322

Flag Statistics

TYPE	COUNT	TOTAL LAPS	TOTAL TIME
Green	1	8	15:06.768
Red	0	0	0.000
Safety Car	0	0	0.000
FCY	0	0	0.000

BMCRC - MRO Championships 2022 - Rnd 6 @ Brands Hatch GP

Reactive Parts MRO Powerbikes inc Clubman 1000

QUALIFYING - STATISTICS

CLASS :

16 Starters

Fastest Lap History

NO	NAME	LAP TIME	TIME OF DAY	LAP	VEHICLE
98	Rick DICKINSON	1:34.240	10:30:41.060	1	Ducati PANIGALE V4
71	Tom NORTON	1:32.424	10:31:34.418	1	Kawasaki ZX10
71	Tom NORTON	1:32.001	10:33:06.419	2	Kawasaki ZX10
172	Sam OSBORNE	1:31.871	10:33:20.851	2	Suzuki GSXR1000
71	Tom NORTON	1:31.708	10:34:38.128	3	Kawasaki ZX10
172	Sam OSBORNE	1:31.020	10:34:51.870	3	Suzuki GSXR1000
172	Sam OSBORNE	1:30.986	10:39:27.431	6	Suzuki GSXR1000
26	Josh WAINWRIGHT	1:30.811	10:40:02.654	6	Honda CBR1000RR

BMCRC - MRO Championships 2022 - Rnd 6 @ Brands Hatch GP

Reactive Parts MRO Powerbikes inc Clubman 1000

QUALIFYING - STATISTICS

CLASS : C

16 Starters

Fastest Lap History

NO	NAME	LAP TIME	TIME OF DAY	LAP	VEHICLE
89	Craig SHARMAN	1:49.340	10:31:02.085	1	Kawasaki Z900
263	Riccardo BIGUZZI	1:42.221	10:31:25.912	1	BMW S1000RR
222	Phil ROOKE	1:39.667	10:31:30.668	1	Kawasaki ZX10R
277	Adrian AVERRE	1:38.012	10:31:33.544	1	Ducati PANIGALE V4
53	Seamus McGLYNN	1:37.704	10:32:00.033	1	Yamaha R1
53	Seamus McGLYNN	1:35.701	10:33:35.733	2	Yamaha R1
110	Michael CLARKE	1:35.630	10:33:54.923	2	Yamaha R1
53	Seamus McGLYNN	1:35.208	10:35:10.941	3	Yamaha R1
7	Seb JENKINS	1:35.145	10:35:40.484	3	Suzuki GSX-R 1000
222	Phil ROOKE	1:34.691	10:36:20.511	4	Kawasaki ZX10R
110	Michael CLARKE	1:34.164	10:37:05.582	4	Yamaha R1
222	Phil ROOKE	1:33.990	10:39:31.063	6	Kawasaki ZX10R

BMCRC - MRO Championships 2022 - Rnd 6 @ Brands Hatch GP



Reactive Parts MRO Powerbikes inc Clubman 1000

RACE 6 - GRID (8 Laps)

ROW 12	36	281	Daniel FARLEY	35	56	Paul HARRIS	34	48	Nicky WILSON	
ROW 11		33	25	Sam SMITH	32	163	Steve SMULOVIC	31	89	Craig SHARMAN
ROW 10		30	263	Riccardo BIGUZZI	29	333	Andrew HOUGHTON	28	175	Arlindo PESTANA
ROW 9		27	50	Dan WELFORD	26	34	Ben CHEESEMAN	25	23	Harry HINCHCLIFFE
ROW 8		24	334	Anthony BRANDISH	23	86	Frederico LOPES	22	141	Ramone HUNTE
ROW 7		21	277	Adrian AVERRE	20	55	Matthew WREN	19	100	Anthony HUNTER
ROW 6		18	133	Ben NEEVES	17	449	Luke WALLINGTON	16	53	Seamus McGLYNN
ROW 5		15	7	Seb JENKINS	14	110	Michael CLARKE	13	188	Dawid KRAWIECKI
ROW 4		12	222	Phil ROOKE	11	21	Jack CROUCHER	10	28	Greg ALLSOP
ROW 3		9	33	Michael NEEVES	8	60	Jack YOUNGE	7	2	Peter BAKER
ROW 2		6	98	Rick DICKINSON	5	9	Luke DIXON	4	711	Ritchie THORNTON
ROW 1		3	71	Tom NORTON	2	172	Sam OSBORNE	1	26	Josh WAINWRIGHT
Pole										

Brands Hatch GP: 2.4332 miles

These results are provisional until the conclusion of any judicial and technical matters.

Clerk Of Course :	Stewards :	Timekeeper : <i>Craig Smith</i>
-------------------	------------	------------------------------------

Results can be found at www.tsl-timing.com

Printed - 10:45 Saturday, 16 July 2022



BMCRC - MRO Championships 2022 - Rnd 6 @ Brands Hatch GP

Reactive Parts MRO Powerbikes inc Clubman 1000



RACE 6 - CLASSIFICATION

POS	NO	CL	PIC NAME	ENTRY	LAPS	TIME	GAP	DIFF	MPH	BEST	ON
1	26		1 Josh WAINWRIGHT	Honda CBR1000RR - JW MOT Centre	8	12:11.131			95.84	1:30.471	4
2	71		2 Tom NORTON	Kawasaki ZX10 -	8	12:11.281	0.150	0.150	95.83	1:30.587	4
3	9		3 Luke DIXON	BMW S1000RR -	8	12:16.873	5.742	5.592	95.10	1:31.010	5
4	98		4 Rick DICKINSON	Ducati PANIGALE V4 - MotorcycleRaceParts.co.uk	8	12:23.302	12.171	6.429	94.28	1:31.713	6
5	449	C	1 Luke WALLINGTON	Yamaha R1 4C8 - BW Bespoke Developments Ltd	8	12:32.397	21.266	9.095	93.14	1:32.592	8
6	2		5 Peter BAKER	Kawasaki ZX10R - TJ & Peter Baker MC/Dodfrey En	8	12:33.327	22.196	0.930	93.02	1:32.903	4
7	28		6 Greg ALLSOP	Yamaha R1 - Allsop Construction Services ltd	8	12:33.370	22.239	0.043	93.02	1:32.650	5
8	33		7 Michael NEEVES	BMW S1000RR - Prime Factors Racing	8	12:34.421	23.290	1.051	92.89	1:33.166	5
9	188		8 Dawid KRAWIECKI	Yamaha R1 - Code Blue LTD & D A East Electrical	8	12:34.513	23.382	0.092	92.87	1:32.652	7
10	110	C	2 Michael CLARKE	Yamaha R1 - BIKEBASE - MX5 PARTS WAREHOU:	8	12:35.211	24.080	0.698	92.79	1:32.676	5
11	60		9 Jack YOUNGE	Kawasaki ZX10R - Chase Timber products	8	12:35.352	24.221	0.141	92.77	1:33.132	6
12	53	C	3 Seamus McGLYNN	Yamaha R1 -	8	12:35.610	24.479	0.258	92.74	1:32.672	5
13	21		10 Jack CROUCHER	Kawasaki ZX10R - Trendy lofts	8	12:36.554	25.423	0.944	92.62	1:32.978	5
14	7	C	4 Seb JENKINS	Suzuki GSX-R 1000 - Long hours and hard graft	8	12:40.621	29.490	4.067	92.13	1:33.732	7
15	86	C	5 Frederico LOPES	Yamaha R1 - FLR Procurement Ltd	8	12:52.500	41.369	11.879	90.71	1:34.846	5
16	222	C	6 Phil ROOKE	Kawasaki ZX10R - GW HIGHWAYS & CLEARWAY	8	12:52.663	41.532	0.163	90.69	1:34.586	2
17	133		11 Ben NEEVES	BMW S1000RR -	8	12:57.841	46.710	5.178	90.09	1:34.891	6
18	141*		12 Ramone HUNTE	Yamaha R1 - my wallet.com	8	13:02.207	51.076	4.366	89.59	1:34.765	7
19	277	C	7 Adrian AVERRE	Ducati PANIGALE V4 - Ryders Alley Racing	8	13:02.840	51.709	0.633	89.51	1:35.186	7
20	50	C	8 Dan WELFORD	Suzuki GSXR 1000 - Sussex Security Installations	8	13:02.900	51.769	0.060	89.51	1:35.654	5
21	55		13 Matthew WREN	Suzuki GSXR - TBR performance	8	13:03.472	52.341	0.572	89.44	1:35.855	4
22	333		14 Andrew HOUGHTON	BMW S1000RR - Bahnstomer BMW	8	13:12.712	1:01.581	9.240	88.40	1:36.787	3
23	34*	C	9 Ben CHEESEMAN	Kawasaki ZX10R - BCH Services Kent Ltd	8	13:18.433	1:07.302	5.721	87.77	1:37.244	3
24	175	C	10 Arlindo PESTANA	BMW S1000RR - Pep's racing	8	13:33.232	1:22.101	14.799	86.17	1:39.353	4
25	89	C	11 Craig SHARMAN	Kawasaki Z900 - MSS Performance	7	12:12.092	1 Lap	1 Lap	83.75	1:42.621	7
26	163	C	12 Steve SMULOVIC	Suzuki GSXR1000 - SFC Racing	7	12:12.489	1 Lap	0.397	83.71	1:42.082	6

NOT CLASSIFIED

DNF	172		Sam OSBORNE	Suzuki GSXR1000 - MSG Racing	7	10:43.747	1 Lap		95.25	1:30.848	4
DNF	711		Ritchie THORNTON	Kawasaki ZX10R - Team 71	7	10:43.829	1 Lap	0.082	95.24	1:30.958	3
DNF	23	C	Harry HINCHCLIFFE	Kawasaki ZX10R - JDL Electrical	7	11:26.880	1 Lap	43.051	89.27	1:36.072	4
DNF	334	C	Anthony BRANDISH	Suzuki GSXR 1000 - BW bespoke developments ltd	7	11:26.952	1 Lap	0.072	89.26	1:36.701	6
DNF	100	C	Antony HUNTER	Kawasaki ZX10R - Uncletoms motoring centre	3	4:57.657	5 Laps	4 Laps	88.28	1:36.579	3

FASTEST LAP

26	Josh WAINWRIGHT	Honda CBR1000RR - JW MOT Centre	4	1:30.471	96.82 mph	155.82 kph
449	C Luke WALLINGTON	Yamaha R1 4C8 - BW Bespoke Developments Ltd	8	1:32.592	94.60 mph	152.25 kph

* Bike 141 - 10 second penalty - jump start
 * Bike 34 - Please see Timekeepers with your transponder
 Class - 92.5% of Race Speed = 88.65 mph
 Class C - 92.5% of Race Speed = 86.15 mph

Weather / Track : Sunny / Dry

These results are provisional until the conclusion of any judicial and technical matters.

Race Distance: 8 Laps / 19.46 miles

Brands Hatch GP: 2.4332 miles

Date: 16/07/2022 Start: 14:00 Finish: 14:13

Clerk Of Course :	Stewards :	Timekeeper : <i>Craig Smith</i>
-------------------	------------	------------------------------------

Results can be found at www.tsl-timing.com

Printed - 14:15 Saturday, 16 July 2022



BMCRC - MRO Championships 2022 - Rnd 6 @ Brands Hatch GP

Reactive Parts MRO Powerbikes inc Clubman 1000

RACE 6 - LAP CHART

LAP 1 @ 14:02:28.528

NO	BEHIND	LAP TIME
26		1:35.368
71	0.165	1:35.533
172	0.749	1:36.117
711	1.043	1:36.411
9	1.427	1:36.795
98	3.149	1:38.517
60	3.361	1:38.729
33	3.811	1:39.179
21	4.323	1:39.691
2	4.393	1:39.761
188	4.885	1:40.253
449	4.993	1:40.361
110	5.341	1:40.709
53	5.803	1:41.171
28	6.118	1:41.486
222	6.548	1:41.916
7	7.179	1:42.547
55	7.920	1:43.288
141	8.346	1:43.714
86	8.606	1:43.974
100	8.938	1:44.306
334	9.065	1:44.433
133	9.310	1:44.678
23	9.817	1:45.185
277	9.966	1:45.334
50	10.870	1:46.238
333	11.513	1:46.881
34	13.006	1:48.374
175	15.296	1:50.664
89	15.378	1:50.746
163	18.148	1:53.516

LAP 2 @ 14:03:59.296

NO	BEHIND	LAP TIME
26		1:30.768
71	0.093	1:30.696
172	1.350	1:31.369
711	1.748	1:31.473
9	2.039	1:31.380
98	4.429	1:32.048
60	6.895	1:34.302
33	6.959	1:33.916
2	7.171	1:33.546
21	7.550	1:33.995
188	7.806	1:33.689
110	8.131	1:33.558
449	8.247	1:34.022
53	8.719	1:33.684
28	9.067	1:33.717
222	10.366	1:34.586
7	10.873	1:34.462
141	14.098	1:36.520
86	14.274	1:36.436
55	14.500	1:37.348
100	14.942	1:36.772
334	15.489	1:37.192
133	15.541	1:36.999
23	16.005	1:36.956
277	16.062	1:36.864
50	17.251	1:37.149
333	18.509	1:37.764
34	20.571	1:38.333
175	23.936	1:39.408

89	28.555	1:43.945
163	31.402	1:44.022

LAP 3 @ 14:05:29.983

NO	BEHIND	LAP TIME
71		1:30.594
26	0.370	1:31.057
172	1.775	1:31.112
711	2.019	1:30.958
9	2.468	1:31.116
98	5.761	1:32.019
60	10.102	1:33.894
2	10.165	1:33.681
33	10.426	1:34.154
21	10.840	1:33.977
449	10.932	1:33.372
188	11.321	1:34.202
110	11.514	1:34.070
28	11.613	1:33.233
53	13.032	1:35.000
7	13.936	1:33.750
222	14.480	1:34.801
141	19.105	1:35.694
86	19.477	1:35.890
55	20.358	1:36.545
100	20.834	1:36.579
23	21.399	1:36.081
334	21.814	1:37.012
133	21.900	1:37.046
277	22.182	1:36.807
50	22.606	1:36.042
333	24.609	1:36.787
34	27.128	1:37.244
175	32.706	1:39.457
89	42.300	1:44.432
163	44.287	1:43.572

LAP 4 @ 14:07:00.570

NO	BEHIND	LAP TIME
71		1:30.587
26	0.254	1:30.471
172	2.036	1:30.848
711	2.695	1:31.263
9	3.114	1:31.233
98	7.735	1:32.561
2	12.481	1:32.903
60	13.177	1:33.662
33	13.233	1:33.394
449	13.561	1:33.216
21	14.041	1:33.788
28	14.507	1:33.481
188	14.832	1:34.098
110	15.432	1:34.505
53	15.834	1:33.389
7	17.641	1:34.292
222	19.158	1:35.265
141	23.610	1:35.092
86	24.387	1:35.497
55	25.626	1:35.855
23	26.884	1:36.072
334	28.346	1:37.119
133	28.387	1:37.074
50	28.617	1:36.598
277	29.133	1:37.538
333	31.603	1:37.581

34	34.983	1:38.442
175	41.472	1:39.353
89	55.390	1:43.677
163	57.134	1:43.434

LAP 5 @ 14:08:31.320

NO	BEHIND	LAP TIME
71		1:30.750
26	0.210	1:30.706
172	2.322	1:31.036
711	2.913	1:30.968
9	3.374	1:31.010
98	8.811	1:31.826
2	14.717	1:32.986
60	15.567	1:33.140
33	15.649	1:33.166
449	15.845	1:33.034
21	16.269	1:32.978
28	16.407	1:32.650
188	17.031	1:32.949
110	17.358	1:32.676
53	17.756	1:32.672
7	20.778	1:33.887
222	23.352	1:34.944
141	28.064	1:35.204
86	28.483	1:34.846
55	31.054	1:36.178
133	33.361	1:35.724
23	33.405	1:37.271
50	33.521	1:35.654
334	35.014	1:37.418
277	35.104	1:36.721
333	38.463	1:37.610
34	42.281	1:38.048
175	51.591	1:40.869
89	1:08.385	1:43.745
163	1:09.523	1:43.139

LAP 6 @ 14:10:02.078

NO	BEHIND	LAP TIME
71		1:30.758
26	0.102	1:30.650
172	3.111	1:31.547
711	3.594	1:31.439
9	3.938	1:31.322
98	9.766	1:31.713
2	17.637	1:33.678
60	17.941	1:33.132
449	18.027	1:32.940
33	18.327	1:33.436
28	18.690	1:33.041
21	19.363	1:33.852
188	19.419	1:33.146
110	19.970	1:33.370
53	20.020	1:33.022
7	23.938	1:33.918
222	29.360	1:36.766
141	32.332	1:35.026
86	32.607	1:34.882
55	37.431	1:37.135
133	37.494	1:34.891
50	38.681	1:35.918
23	40.257	1:37.610
277	40.381	1:36.035
334	40.957	1:36.701

333	44.951	1:37.246
34	49.601	1:38.078
175	1:00.862	1:40.029
89	1:20.553	1:42.926
163	1:20.847	1:42.082

LAP 7 @ 14:11:33.176

NO	BEHIND	LAP TIME
71		1:31.098
26	0.150	1:31.146
172	3.731	1:31.718
711	3.813	1:31.317
9	4.303	1:31.463
98	10.591	1:31.923
2	19.765	1:33.226
449	19.789	1:32.860
28	20.413	1:32.821
33	20.709	1:33.480
60	20.777	1:33.934
188	20.973	1:32.652
21	21.611	1:33.346
110	21.699	1:32.827
53	21.723	1:32.801
7	26.572	1:33.732
222	35.689	1:37.427
141	35.999	1:34.765
86	36.455	1:34.946
133	41.301	1:34.905
55	43.029	1:36.696
50	43.927	1:36.344
277	44.469	1:35.186
23	46.864	1:37.705
334	46.936	1:37.077
333	51.268	1:37.415
34	56.528	1:38.025
175	1:11.061	1:41.297

LAP 8 @ 14:13:04.291

NO	BEHIND	LAP TIME
26		1:30.965
71	0.150	1:31.265
89	1 Lap	1:42.621
163	1 Lap	1:42.724
9	5.742	1:32.554
98	12.171	1:32.695
449	21.266	1:32.592
2	22.196	1:33.546
28	22.239	1:32.941
33	23.290	1:33.696
188	23.382	1:33.524
110	24.080	1:33.496
60	24.221	1:34.559
53	24.479	1:33.871
21	25.423	1:34.927
7	29.490	1:34.033
141	41.076	1:36.192
86	41.369	1:36.029
222	41.532	1:36.958
133	46.710	1:36.524
277	51.709	1:38.355
50	51.769	1:38.957
55	52.341	1:40.427
333	1:01.581	1:41.428
34	1:07.302	1:41.889
175	1:22.101	1:42.155

BMCRC - MRO Championships 2022 - Rnd 6 @ Brands Hatch GP

Reactive Parts MRO Powerbikes inc Clubman 1000

RACE 6 - SECTOR ANALYSIS



SECTOR 1 = FL to I1, SECTOR 2 = I1 to I2, SECTOR 3 = I2 to FL, DIFF = Difference To Personal Best Lap, P = Crossed Finish Line in Pit Lane, D = Time Disallowed

P1 26		Josh WAINWRIGHT		Honda CBR1000RR - JW MOT Centre			
IDEAL LAP TIME : 1:30.228		BEST LAP TIME : 1:30.471		DIFFERENCE : 0.243			
LAP	SECTOR 1	SECTOR 2	SECTOR 3	LAP TIME	MPH	DIFF	TIME OF DAY
1 -		41.052	21.304	1:35.368	91.85	4.897	14:02:28.528
2 -	28.940	40.510	21.318	1:30.768	96.50	0.297	14:03:59.296
3 -	29.330	40.649	21.078	1:31.057	96.20	0.586	14:05:30.353
4 -	28.973	40.344	21.154	1:30.471 (1)	96.82		14:07:00.824
5 -	29.184	40.481	21.041	1:30.706 (3)	96.57	0.235	14:08:31.530
6 -	29.124	40.356	21.170	1:30.650 (2)	96.63	0.179	14:10:02.180
7 -	29.381	40.758	21.007	1:31.146	96.10	0.675	14:11:33.326
8 -	28.877	40.604	21.484	1:30.965	96.29	0.494	14:13:04.291

P2 71		Tom NORTON		Kawasaki ZX10 -			
IDEAL LAP TIME : 1:30.343		BEST LAP TIME : 1:30.587		DIFFERENCE : 0.244			
LAP	SECTOR 1	SECTOR 2	SECTOR 3	LAP TIME	MPH	DIFF	TIME OF DAY
1 -		40.765	21.231	1:35.533	91.69	4.946	14:02:28.693
2 -	29.033	40.460	21.203	1:30.696 (3)	96.58	0.109	14:03:59.389
3 -	29.116	40.305	21.173	1:30.594 (2)	96.69	0.007	14:05:29.983
4 -	28.965	40.205	21.417	1:30.587 (1)	96.70		14:07:00.570
5 -	29.049	40.508	21.193	1:30.750	96.52	0.163	14:08:31.320
6 -	29.043	40.395	21.320	1:30.758	96.51	0.171	14:10:02.078
7 -	29.236	40.682	21.180	1:31.098	96.15	0.511	14:11:33.176
8 -	29.190	40.536	21.539	1:31.265	95.98	0.678	14:13:04.441

P3 9		Luke DIXON		BMW S1000RR -			
IDEAL LAP TIME : 1:30.465		BEST LAP TIME : 1:31.010		DIFFERENCE : 0.545			
LAP	SECTOR 1	SECTOR 2	SECTOR 3	LAP TIME	MPH	DIFF	TIME OF DAY
1 -		41.016	21.383	1:36.795	90.49	5.785	14:02:29.955
2 -	29.135	40.998	21.247	1:31.380	95.86	0.370	14:04:01.335
3 -	29.030	40.811	21.275	1:31.116 (2)	96.13	0.106	14:05:32.451
4 -	28.973	40.745	21.515	1:31.233 (3)	96.01	0.223	14:07:03.684
5 -	29.276	40.741	20.993	1:31.010 (1)	96.25		14:08:34.694
6 -	28.755	41.125	21.442	1:31.322	95.92	0.312	14:10:06.016
7 -	29.159	41.046	21.258	1:31.463	95.77	0.453	14:11:37.479
8 -	29.313	40.717	22.524	1:32.554	94.64	1.544	14:13:10.033

P4 98		Rick DICKINSON		Ducati PANIGALE V4 - MotorcycleRaceParts.co.uk			
IDEAL LAP TIME : 1:31.438		BEST LAP TIME : 1:31.713		DIFFERENCE : 0.275			
LAP	SECTOR 1	SECTOR 2	SECTOR 3	LAP TIME	MPH	DIFF	TIME OF DAY
1 -		41.354	21.515	1:38.517	88.91	6.804	14:02:31.677
2 -	29.813	40.922	21.313	1:32.048	95.16	0.335	14:04:03.725
3 -	29.511	40.987	21.521	1:32.019	95.19	0.306	14:05:35.744
4 -	29.838	41.133	21.590	1:32.561	94.63	0.848	14:07:08.305
5 -	29.497	41.018	21.311	1:31.826 (2)	95.39	0.113	14:08:40.131
6 -	29.578	40.668	21.467	1:31.713 (1)	95.51		14:10:11.844
7 -	29.621	41.013	21.289	1:31.923 (3)	95.29	0.210	14:11:43.767
8 -	29.481	41.028	22.186	1:32.695	94.50	0.982	14:13:16.462

P5 449 C		Luke WALLINGTON		Yamaha R1 4C8 - BW Bespoke Developments Ltd			
IDEAL LAP TIME : 1:32.253		BEST LAP TIME : 1:32.592		DIFFERENCE : 0.339			
LAP	SECTOR 1	SECTOR 2	SECTOR 3	LAP TIME	MPH	DIFF	TIME OF DAY
1 -		42.068	21.812	1:40.361	87.28	7.769	14:02:33.521
2 -	30.221	42.030	21.771	1:34.022	93.16	1.430	14:04:07.543
3 -	29.975	41.585	21.812	1:33.372	93.81	0.780	14:05:40.915
4 -	29.681	41.952	21.583	1:33.216	93.97	0.624	14:07:14.131
5 -	29.694	41.743	21.597	1:33.034	94.15	0.442	14:08:47.165
6 -	29.443	41.945	21.552	1:32.940 (3)	94.25	0.348	14:10:20.105
7 -	29.565	41.626	21.669	1:32.860 (2)	94.33	0.268	14:11:52.965
8 -	29.116	41.671	21.805	1:32.592 (1)	94.60		14:13:25.557

BMCRC - MRO Championships 2022 - Rnd 6 @ Brands Hatch GP

Reactive Parts MRO Powerbikes inc Clubman 1000

RACE 6 - SECTOR ANALYSIS



SECTOR 1 = FL to I1, SECTOR 2 = I1 to I2, SECTOR 3 = I2 to FL, DIFF = Difference To Personal Best Lap, P = Crossed Finish Line in Pit Lane, D = Time Disallowed

P6		2		Peter BAKER		Kawasaki ZX10R - TJ & Peter Baker MC/Dodfrey Eng	
IDEAL LAP TIME : 1:32.611		BEST LAP TIME : 1:32.903		DIFFERENCE : 0.292			
LAP	SECTOR 1	SECTOR 2	SECTOR 3	LAP TIME	MPH	DIFF	TIME OF DAY
1 -		41.878	21.649	1:39.761	87.80	6.858	14:02:32.921
2 -	30.059	41.648	21.839	1:33.546	93.64	0.643	14:04:06.467
3 -	29.857	42.107	21.717	1:33.681	93.50	0.778	14:05:40.148
4 -	29.518	41.715	21.670	1:32.903 (1)	94.29		14:07:13.051
5 -	29.572	41.444	21.970	1:32.986 (2)	94.20	0.083	14:08:46.037
6 -	29.948	41.892	21.838	1:33.678	93.51	0.775	14:10:19.715
7 -	29.674	41.547	22.005	1:33.226 (3)	93.96	0.323	14:11:52.941
8 -	29.627	41.674	22.245	1:33.546	93.64	0.643	14:13:26.487

P7		28		Greg ALLSOP		Yamaha R1 - Allsop Construction Services Ltd	
IDEAL LAP TIME : 1:32.466		BEST LAP TIME : 1:32.650		DIFFERENCE : 0.184			
LAP	SECTOR 1	SECTOR 2	SECTOR 3	LAP TIME	MPH	DIFF	TIME OF DAY
1 -		42.693	22.130	1:41.486	86.31	8.836	14:02:34.646
2 -	30.061	41.990	21.666	1:33.717	93.47	1.067	14:04:08.363
3 -	29.820	41.658	21.755	1:33.233	93.95	0.583	14:05:41.596
4 -	30.143	41.690	21.648	1:33.481	93.70	0.831	14:07:15.077
5 -	29.550	41.473	21.627	1:32.650 (1)	94.54		14:08:47.727
6 -	29.807	41.501	21.733	1:33.041	94.15	0.391	14:10:20.768
7 -	29.645	41.587	21.589	1:32.821 (2)	94.37	0.171	14:11:53.589
8 -	29.565	41.327	22.049	1:32.941 (3)	94.25	0.291	14:13:26.530

P8		33		Michael NEEVES		BMW S1000RR - Prime Factors Racing	
IDEAL LAP TIME : 1:32.642		BEST LAP TIME : 1:33.166		DIFFERENCE : 0.524			
LAP	SECTOR 1	SECTOR 2	SECTOR 3	LAP TIME	MPH	DIFF	TIME OF DAY
1 -		42.056	21.574	1:39.179	88.32	6.013	14:02:32.339
2 -	30.032	42.050	21.834	1:33.916	93.27	0.750	14:04:06.255
3 -	30.384	41.954	21.816	1:34.154	93.03	0.988	14:05:40.409
4 -	30.057	41.684	21.653	1:33.394 (2)	93.79	0.228	14:07:13.803
5 -	29.814	41.790	21.562	1:33.166 (1)	94.02		14:08:46.969
6 -	30.116	41.712	21.608	1:33.436 (3)	93.75	0.270	14:10:20.405
7 -	29.755	42.165	21.560	1:33.480	93.70	0.314	14:11:53.885
8 -	30.162	41.327	22.207	1:33.696	93.49	0.530	14:13:27.581

P9		188		Dawid KRAWIECKI		Yamaha R1 - Code Blue LTD & D A East Electrical	
IDEAL LAP TIME : 1:32.289		BEST LAP TIME : 1:32.652		DIFFERENCE : 0.363			
LAP	SECTOR 1	SECTOR 2	SECTOR 3	LAP TIME	MPH	DIFF	TIME OF DAY
1 -		42.145	22.141	1:40.253	87.37	7.601	14:02:33.413
2 -	29.819	42.077	21.793	1:33.689	93.49	1.037	14:04:07.102
3 -	30.183	42.010	22.009	1:34.202	92.98	1.550	14:05:41.304
4 -	29.848	42.046	22.204	1:34.098	93.09	1.446	14:07:15.402
5 -	29.681	41.701	21.567	1:32.949 (2)	94.24	0.297	14:08:48.351
6 -	29.687	41.666	21.793	1:33.146 (3)	94.04	0.494	14:10:21.497
7 -	29.326	41.715	21.611	1:32.652 (1)	94.54		14:11:54.149
8 -	30.095	41.396	22.033	1:33.524	93.66	0.872	14:13:27.673

P10		110 C		Michael CLARKE		Yamaha R1 - BIKEBASE - MX5 PARTS WAREHOUSE	
IDEAL LAP TIME : 1:32.676		BEST LAP TIME : 1:32.676		DIFFERENCE : 0.000			
LAP	SECTOR 1	SECTOR 2	SECTOR 3	LAP TIME	MPH	DIFF	TIME OF DAY
1 -		42.486	21.805	1:40.709	86.98	8.033	14:02:33.869
2 -	29.642	41.995	21.921	1:33.558	93.63	0.882	14:04:07.427
3 -	30.063	42.109	21.898	1:34.070	93.12	1.394	14:05:41.497
4 -	30.363	42.284	21.858	1:34.505	92.69	1.829	14:07:16.002
5 -	29.479	41.496	21.701	1:32.676 (1)	94.52		14:08:48.678
6 -	29.626	41.800	21.944	1:33.370 (3)	93.81	0.694	14:10:22.048
7 -	29.574	41.539	21.714	1:32.827 (2)	94.36	0.151	14:11:54.875
8 -	29.742	41.567	22.187	1:33.496	93.69	0.820	14:13:28.371

BMCRC - MRO Championships 2022 - Rnd 6 @ Brands Hatch GP

Reactive Parts MRO Powerbikes inc Clubman 1000

RACE 6 - SECTOR ANALYSIS



SECTOR 1 = FL to I1, SECTOR 2 = I1 to I2, SECTOR 3 = I2 to FL, DIFF = Difference To Personal Best Lap, P = Crossed Finish Line in Pit Lane, D = Time Disallowed

P11 60		Jack YOUNGE		Kawasaki ZX10R - Chase Timber products			
IDEAL LAP TIME : 1:32.927		BEST LAP TIME : 1:33.132		DIFFERENCE : 0.205			
LAP	SECTOR 1	SECTOR 2	SECTOR 3	LAP TIME	MPH	DIFF	TIME OF DAY
1 -		41.777	22.128	1:38.729	88.72	5.597	14:02:31.889
2 -	30.361	42.041	21.900	1:34.302	92.89	1.170	14:04:06.191
3 -	29.983	42.082	21.829	1:33.894	93.29	0.762	14:05:40.085
4 -	29.801	42.099	21.762	1:33.662 (3)	93.52	0.530	14:07:13.747
5 -	29.599	41.841	21.700	1:33.140 (2)	94.05	0.008	14:08:46.887
6 -	29.450	41.947	21.735	1:33.132 (1)	94.05		14:10:20.019
7 -	29.575	42.262	22.097	1:33.934	93.25	0.802	14:11:53.953
8 -	30.144	42.496	21.919	1:34.559	92.63	1.427	14:13:28.512

P12 53 C		Seamus McGLYNN		Yamaha R1 -			
IDEAL LAP TIME : 1:32.501		BEST LAP TIME : 1:32.672		DIFFERENCE : 0.171			
LAP	SECTOR 1	SECTOR 2	SECTOR 3	LAP TIME	MPH	DIFF	TIME OF DAY
1 -		42.395	21.984	1:41.171	86.58	8.499	14:02:34.331
2 -	29.948	42.279	21.457	1:33.684	93.50	1.012	14:04:08.015
3 -	29.840	43.668	21.492	1:35.000	92.20	2.328	14:05:43.015
4 -	29.798	42.198	21.393	1:33.389	93.79	0.717	14:07:16.404
5 -	29.565	41.692	21.415	1:32.672 (1)	94.52		14:08:49.076
6 -	29.472	41.884	21.666	1:33.022 (3)	94.16	0.350	14:10:22.098
7 -	29.718	41.636	21.447	1:32.801 (2)	94.39	0.129	14:11:54.899
8 -	29.947	41.854	22.070	1:33.871	93.31	1.199	14:13:28.770

P13 21		Jack CROUCHER		Kawasaki ZX10R - Trendy lofts			
IDEAL LAP TIME : 1:32.978		BEST LAP TIME : 1:32.978		DIFFERENCE : 0.000			
LAP	SECTOR 1	SECTOR 2	SECTOR 3	LAP TIME	MPH	DIFF	TIME OF DAY
1 -		42.503	21.802	1:39.691	87.86	6.713	14:02:32.851
2 -	30.192	41.961	21.842	1:33.995	93.19	1.017	14:04:06.846
3 -	30.170	41.905	21.902	1:33.977	93.21	0.999	14:05:40.823
4 -	30.129	41.889	21.770	1:33.788 (3)	93.40	0.810	14:07:14.611
5 -	29.715	41.605	21.658	1:32.978 (1)	94.21		14:08:47.589
6 -	30.263	41.647	21.942	1:33.852	93.33	0.874	14:10:21.441
7 -	29.825	41.721	21.800	1:33.346 (2)	93.84	0.368	14:11:54.787
8 -	30.612	42.031	22.284	1:34.927	92.27	1.949	14:13:29.714

P14 7 C		Seb JENKINS		Suzuki GSX-R 1000 - Long hours and hard graft			
IDEAL LAP TIME : 1:33.157		BEST LAP TIME : 1:33.732		DIFFERENCE : 0.575			
LAP	SECTOR 1	SECTOR 2	SECTOR 3	LAP TIME	MPH	DIFF	TIME OF DAY
1 -		42.923	22.056	1:42.547	85.42	8.815	14:02:35.707
2 -	30.197	41.962	22.303	1:34.462	92.73	0.730	14:04:10.169
3 -	30.077	41.922	21.751	1:33.750 (2)	93.43	0.018	14:05:43.919
4 -	30.050	42.048	22.194	1:34.292	92.90	0.560	14:07:18.211
5 -	29.829	41.915	22.143	1:33.887 (3)	93.30	0.155	14:08:52.098
6 -	30.298	41.846	21.774	1:33.918	93.27	0.186	14:10:26.016
7 -	30.146	41.577	22.009	1:33.732 (1)	93.45		14:11:59.748
8 -	29.992	41.832	22.209	1:34.033	93.15	0.301	14:13:33.781

P15 86 C		Frederico LOPES		Yamaha R1 - FLR Procurement Ltd			
IDEAL LAP TIME : 1:34.639		BEST LAP TIME : 1:34.846		DIFFERENCE : 0.207			
LAP	SECTOR 1	SECTOR 2	SECTOR 3	LAP TIME	MPH	DIFF	TIME OF DAY
1 -		43.549	22.641	1:43.974	84.24	9.128	14:02:37.134
2 -	31.020	42.810	22.606	1:36.436	90.83	1.590	14:04:13.570
3 -	30.932	42.549	22.409	1:35.890	91.35	1.044	14:05:49.460
4 -	30.476	42.422	22.599	1:35.497	91.72	0.651	14:07:24.957
5 -	30.334	42.379	22.133	1:34.846 (1)	92.35		14:08:59.803
6 -	30.432	42.172	22.278	1:34.882 (2)	92.32	0.036	14:10:34.685
7 -	30.368	42.272	22.306	1:34.946 (3)	92.26	0.100	14:12:09.631
8 -	30.432	42.772	22.825	1:36.029	91.22	1.183	14:13:45.660

BMCRC - MRO Championships 2022 - Rnd 6 @ Brands Hatch GP

Reactive Parts MRO Powerbikes inc Clubman 1000

RACE 6 - SECTOR ANALYSIS



SECTOR 1 = FL to I1, SECTOR 2 = I1 to I2, SECTOR 3 = I2 to FL, DIFF = Difference To Personal Best Lap, P = Crossed Finish Line in Pit Lane, D = Time Disallowed

P16 222 C		Phil ROOKE		Kawasaki ZX10R - GW HIGHWAYS & CLEARWAY TRAFFIC S			
IDEAL LAP TIME : 1:34.413		BEST LAP TIME : 1:34.586		DIFFERENCE : 0.173			
LAP	SECTOR 1	SECTOR 2	SECTOR 3	LAP TIME	MPH	DIFF	TIME OF DAY
1 -		42.986	22.114	1:41.916	85.95	7.330	14:02:35.076
2 -	30.108	42.205	22.273	1:34.586 (1)	92.61		14:04:09.662
3 -	30.327	42.372	22.102	1:34.801 (2)	92.40	0.215	14:05:44.463
4 -	30.266	42.543	22.456	1:35.265	91.95	0.679	14:07:19.728
5 -	30.106	42.464	22.374	1:34.944 (3)	92.26	0.358	14:08:54.672
6 -	30.833	42.968	22.965	1:36.766	90.52	2.180	14:10:31.438
7 -	31.332	43.201	22.894	1:37.427	89.91	2.841	14:12:08.865
8 -	31.418	42.998	22.542	1:36.958	90.34	2.372	14:13:45.823

P17 133		Ben NEEVES		BMW S1000RR -			
IDEAL LAP TIME : 1:34.752		BEST LAP TIME : 1:34.891		DIFFERENCE : 0.139			
LAP	SECTOR 1	SECTOR 2	SECTOR 3	LAP TIME	MPH	DIFF	TIME OF DAY
1 -		43.508	22.385	1:44.678	83.68	9.787	14:02:37.838
2 -	31.433	43.044	22.522	1:36.999	90.30	2.108	14:04:14.837
3 -	31.380	43.359	22.307	1:37.046	90.26	2.155	14:05:51.883
4 -	31.653	43.203	22.218	1:37.074	90.23	2.183	14:07:28.957
5 -	30.301	43.050	22.373	1:35.724 (3)	91.51	0.833	14:09:04.681
6 -	30.250	42.699	21.942	1:34.891 (1)	92.31		14:10:39.572
7 -	30.299	42.560	22.046	1:34.905 (2)	92.30	0.014	14:12:14.477
8 -	30.578	43.111	22.835	1:36.524	90.75	1.633	14:13:51.001

P18 141		Ramone HUNTE		Yamaha R1 - my wallet.com			
IDEAL LAP TIME : 1:34.655		BEST LAP TIME : 1:34.765		DIFFERENCE : 0.110			
LAP	SECTOR 1	SECTOR 2	SECTOR 3	LAP TIME	MPH	DIFF	TIME OF DAY
1 -		43.306	22.549	1:43.714	84.46	8.949	14:02:36.874
2 -	30.901	43.006	22.613	1:36.520	90.75	1.755	14:04:13.394
3 -	30.705	42.641	22.348	1:35.694	91.54	0.929	14:05:49.088
4 -	30.412	42.425	22.255	1:35.092 (3)	92.11	0.327	14:07:24.180
5 -	30.460	42.421	22.323	1:35.204	92.01	0.439	14:08:59.384
6 -	30.423	42.436	22.167	1:35.026 (2)	92.18	0.261	14:10:34.410
7 -	30.234	42.254	22.277	1:34.765 (1)	92.43		14:12:09.175
8 -	30.774	42.691	22.727	1:36.192	91.06	1.427	14:13:45.367

P19 277 C		Adrian AVERRE		Ducati PANIGALE V4 - Ryders Alley Racing			
IDEAL LAP TIME : 1:34.905		BEST LAP TIME : 1:35.186		DIFFERENCE : 0.281			
LAP	SECTOR 1	SECTOR 2	SECTOR 3	LAP TIME	MPH	DIFF	TIME OF DAY
1 -		43.635	22.405	1:45.334	83.16	10.148	14:02:38.494
2 -	31.116	43.344	22.404	1:36.864	90.43	1.678	14:04:15.358
3 -	31.125	43.518	22.164	1:36.807	90.48	1.621	14:05:52.165
4 -	31.693	43.639	22.206	1:37.538	89.80	2.352	14:07:29.703
5 -	30.917	43.361	22.443	1:36.721 (3)	90.56	1.535	14:09:06.424
6 -	30.452	43.176	22.407	1:36.035 (2)	91.21	0.849	14:10:42.459
7 -	30.733	42.361	22.092	1:35.186 (1)	92.02		14:12:17.645
8 -	30.749	43.988	23.618	1:38.355	89.06	3.169	14:13:56.000

P20 50 C		Dan WELFORD		Suzuki GSXR 1000 - Sussex Security Installations			
IDEAL LAP TIME : 1:35.443		BEST LAP TIME : 1:35.654		DIFFERENCE : 0.211			
LAP	SECTOR 1	SECTOR 2	SECTOR 3	LAP TIME	MPH	DIFF	TIME OF DAY
1 -		44.010	22.787	1:46.238	82.45	10.584	14:02:39.398
2 -	31.245	43.381	22.523	1:37.149	90.16	1.495	14:04:16.547
3 -	30.870	43.023	22.149	1:36.042 (3)	91.20	0.388	14:05:52.589
4 -	31.365	43.142	22.091	1:36.598	90.68	0.944	14:07:29.187
5 -	30.646	42.771	22.237	1:35.654 (1)	91.57		14:09:04.841
6 -	30.821	42.706	22.391	1:35.918 (2)	91.32	0.264	14:10:40.759
7 -	30.971	42.826	22.547	1:36.344	90.92	0.690	14:12:17.103
8 -	30.993	43.957	24.007	1:38.957	88.52	3.303	14:13:56.060

BMCRC - MRO Championships 2022 - Rnd 6 @ Brands Hatch GP

Reactive Parts MRO Powerbikes inc Clubman 1000

RACE 6 - SECTOR ANALYSIS



SECTOR 1 = FL to I1, SECTOR 2 = I1 to I2, SECTOR 3 = I2 to FL, DIFF = Difference To Personal Best Lap, P = Crossed Finish Line in Pit Lane, D = Time Disallowed

P21 55		Matthew WREN		Suzuki GSXR - TBR performance			
IDEAL LAP TIME : 1:35.747		BEST LAP TIME : 1:35.855		DIFFERENCE : 0.108			
LAP	SECTOR 1	SECTOR 2	SECTOR 3	LAP TIME	MPH	DIFF	TIME OF DAY
1 -		43.056	22.815	1:43.288	84.80	7.433	14:02:36.448
2 -	30.857	43.707	22.784	1:37.348	89.98	1.493	14:04:13.796
3 -	31.271	42.963	22.311	1:36.545 (3)	90.73	0.690	14:05:50.341
4 -	30.572	42.944	22.339	1:35.855 (1)	91.38		14:07:26.196
5 -	30.799	42.864	22.515	1:36.178 (2)	91.07	0.323	14:09:02.374
6 -	31.034	43.437	22.664	1:37.135	90.18	1.280	14:10:39.509
7 -	30.961	43.218	22.517	1:36.696	90.59	0.841	14:12:16.205
8 -	31.724	43.889	24.814	1:40.427	87.22	4.572	14:13:56.632

P22 333		Andrew HOUGHTON		BMW S1000RR - Bahnstomer BMW			
IDEAL LAP TIME : 1:36.744		BEST LAP TIME : 1:36.787		DIFFERENCE : 0.043			
LAP	SECTOR 1	SECTOR 2	SECTOR 3	LAP TIME	MPH	DIFF	TIME OF DAY
1 -		44.081	22.776	1:46.881	81.95	10.094	14:02:40.041
2 -	31.598	43.752	22.414	1:37.764	89.60	0.977	14:04:17.805
3 -	31.249	43.101	22.437	1:36.787 (1)	90.50		14:05:54.592
4 -	31.283	43.823	22.475	1:37.581	89.76	0.794	14:07:32.173
5 -	31.229	43.569	22.812	1:37.610	89.74	0.823	14:09:09.783
6 -	31.310	43.351	22.585	1:37.246 (2)	90.07	0.459	14:10:47.029
7 -	31.257	43.343	22.815	1:37.415 (3)	89.92	0.628	14:12:24.444
8 -	32.570	44.752	24.106	1:41.428	86.36	4.641	14:14:05.872

P23 34 C		Ben CHEESEMAN		Kawasaki ZX10R - BCH Services Kent Ltd			
IDEAL LAP TIME : 1:37.145		BEST LAP TIME : 1:37.244		DIFFERENCE : 0.099			
LAP	SECTOR 1	SECTOR 2	SECTOR 3	LAP TIME	MPH	DIFF	TIME OF DAY
1 -		45.398	22.973	1:48.374	80.82	11.130	14:02:41.534
2 -	31.329	44.331	22.673	1:38.333	89.08	1.089	14:04:19.867
3 -	31.011	43.775	22.458	1:37.244 (1)	90.08		14:05:57.111
4 -				1:38.442	88.98	1.198	14:07:35.553
5 -	31.131	44.217	22.700	1:38.048 (3)	89.34	0.804	14:09:13.601
6 -	31.258	44.104	22.716	1:38.078	89.31	0.834	14:10:51.679
7 -	30.912	44.206	22.907	1:38.025 (2)	89.36	0.781	14:12:29.704
8 -	31.982	45.876	24.031	1:41.889	85.97	4.645	14:14:11.593

P24 175 C		Arlindo PESTANA		BMW S1000RR - Pep's racing			
IDEAL LAP TIME : 1:39.068		BEST LAP TIME : 1:39.353		DIFFERENCE : 0.285			
LAP	SECTOR 1	SECTOR 2	SECTOR 3	LAP TIME	MPH	DIFF	TIME OF DAY
1 -		46.246	23.570	1:50.664	79.15	11.311	14:02:43.824
2 -	31.782	44.673	22.953	1:39.408 (2)	88.12	0.055	14:04:23.232
3 -	31.620	44.699	23.138	1:39.457 (3)	88.07	0.104	14:06:02.689
4 -	31.442	44.777	23.134	1:39.353 (1)	88.16		14:07:42.042
5 -	31.558	45.491	23.820	1:40.869	86.84	1.516	14:09:22.911
6 -	31.831	44.885	23.313	1:40.029	87.57	0.676	14:11:02.940
7 -	32.107	45.431	23.759	1:41.297	86.47	1.944	14:12:44.237
8 -	32.382	45.768	24.005	1:42.155	85.75	2.802	14:14:26.392

P25 89 C		Craig SHARMAN		Kawasaki Z900 - MSS Performance			
IDEAL LAP TIME : 1:42.137		BEST LAP TIME : 1:42.621		DIFFERENCE : 0.484			
LAP	SECTOR 1	SECTOR 2	SECTOR 3	LAP TIME	MPH	DIFF	TIME OF DAY
1 -		46.080	23.955	1:50.746	79.09	8.125	14:02:43.906
2 -	32.879	46.794	24.272	1:43.945	84.27	1.324	14:04:27.851
3 -	33.070	47.085	24.277	1:44.432	83.88	1.811	14:06:12.283
4 -	33.262	46.417	23.998	1:43.677 (3)	84.49	1.056	14:07:55.960
5 -	32.929	46.632	24.184	1:43.745	84.43	1.124	14:09:39.705
6 -	33.019	45.977	23.930	1:42.926 (2)	85.10	0.305	14:11:22.631
7 -	32.230	45.981	24.410	1:42.621 (1)	85.36		14:13:05.252

BMCRC - MRO Championships 2022 - Rnd 6 @ Brands Hatch GP

Reactive Parts MRO Powerbikes inc Clubman 1000

RACE 6 - SECTOR ANALYSIS



SECTOR 1 = FL to I1, SECTOR 2 = I1 to I2, SECTOR 3 = I2 to FL, DIFF = Difference To Personal Best Lap, P = Crossed Finish Line in Pit Lane, D = Time Disallowed

P26 163 C		Steve SMULOVIC		Suzuki GSXR1000 - SFC Racing			
IDEAL LAP TIME : 1:41.877		BEST LAP TIME : 1:42.082		DIFFERENCE : 0.205			
LAP	SECTOR 1	SECTOR 2	SECTOR 3	LAP TIME	MPH	DIFF	TIME OF DAY
1 -		47.224	24.570	1:53.516	77.16	11.434	14:02:46.676
2 -	33.723	46.205	24.094	1:44.022	84.21	1.940	14:04:30.698
3 -	33.164	45.717	24.691	1:43.572	84.57	1.490	14:06:14.270
4 -	33.434	45.713	24.287	1:43.434	84.69	1.352	14:07:57.704
5 -	33.164	45.813	24.162	1:43.139 (3)	84.93	1.057	14:09:40.843
6 -	32.649	45.772	23.661	1:42.082 (1)	85.81		14:11:22.925
7 -	33.037	45.567	24.120	1:42.724 (2)	85.27	0.642	14:13:05.649

P27 172		Sam OSBORNE		Suzuki GSXR1000 - MSG Racing			
IDEAL LAP TIME : 1:30.752		BEST LAP TIME : 1:30.848		DIFFERENCE : 0.096			
LAP	SECTOR 1	SECTOR 2	SECTOR 3	LAP TIME	MPH	DIFF	TIME OF DAY
1 -		41.030	21.328	1:36.117	91.13	5.269	14:02:29.277
2 -	29.215	40.921	21.233	1:31.369	95.87	0.521	14:04:00.646
3 -	29.236	40.637	21.239	1:31.112 (3)	96.14	0.264	14:05:31.758
4 -	29.087	40.527	21.234	1:30.848 (1)	96.42		14:07:02.606
5 -	29.135	40.763	21.138	1:31.036 (2)	96.22	0.188	14:08:33.642
6 -	29.329	40.909	21.309	1:31.547	95.68	0.699	14:10:05.189
7 -	29.229	41.060	21.429	1:31.718	95.50	0.870	14:11:36.907

P28 711		Ritchie THORNTON		Kawasaki ZX10R - Team 71			
IDEAL LAP TIME : 1:30.780		BEST LAP TIME : 1:30.958		DIFFERENCE : 0.178			
LAP	SECTOR 1	SECTOR 2	SECTOR 3	LAP TIME	MPH	DIFF	TIME OF DAY
1 -		40.937	21.197	1:36.411	90.85	5.453	14:02:29.571
2 -	29.329	40.947	21.197	1:31.473	95.76	0.515	14:04:01.044
3 -	29.167	40.767	21.024	1:30.958 (1)	96.30		14:05:32.002
4 -	29.024	40.985	21.254	1:31.263 (3)	95.98	0.305	14:07:03.265
5 -	29.067	40.856	21.045	1:30.968 (2)	96.29	0.010	14:08:34.233
6 -	29.004	41.185	21.250	1:31.439	95.79	0.481	14:10:05.672
7 -	29.142	41.064	21.111	1:31.317	95.92	0.359	14:11:36.989

P29 23 C		Harry HINCHCLIFFE		Kawasaki ZX10R - JDL Electrical			
IDEAL LAP TIME : 1:35.796		BEST LAP TIME : 1:36.072		DIFFERENCE : 0.276			
LAP	SECTOR 1	SECTOR 2	SECTOR 3	LAP TIME	MPH	DIFF	TIME OF DAY
1 -		43.643	22.555	1:45.185	83.28	9.113	14:02:38.345
2 -	31.152	43.208	22.596	1:36.956 (3)	90.34	0.884	14:04:15.301
3 -	30.976	42.877	22.228	1:36.081 (2)	91.17	0.009	14:05:51.382
4 -	30.691	43.112	22.269	1:36.072 (1)	91.17		14:07:27.454
5 -	31.023	43.655	22.593	1:37.271	90.05	1.199	14:09:04.725
6 -	31.580	43.453	22.577	1:37.610	89.74	1.538	14:10:42.335
7 -	31.460	43.416	22.829	1:37.705	89.65	1.633	14:12:20.040

P30 334 C		Anthony BRANDISH		Suzuki GSXR 1000 - BW bespoke developments ltd			
IDEAL LAP TIME : 1:36.164		BEST LAP TIME : 1:36.701		DIFFERENCE : 0.537			
LAP	SECTOR 1	SECTOR 2	SECTOR 3	LAP TIME	MPH	DIFF	TIME OF DAY
1 -		43.778	22.460	1:44.433	83.87	7.732	14:02:37.593
2 -	31.458	43.117	22.617	1:37.192	90.12	0.491	14:04:14.785
3 -	31.214	43.181	22.617	1:37.012 (2)	90.29	0.311	14:05:51.797
4 -	31.101	43.630	22.388	1:37.119	90.19	0.418	14:07:28.916
5 -	31.557	43.413	22.448	1:37.418	89.92	0.717	14:09:06.334
6 -	31.452	42.998	22.251	1:36.701 (1)	90.58		14:10:43.035
7 -	30.915	43.653	22.509	1:37.077 (3)	90.23	0.376	14:12:20.112

BMCRC - MRO Championships 2022 - Rnd 6 @ Brands Hatch GP

Reactive Parts MRO Powerbikes inc Clubman 1000

RACE 6 - SECTOR ANALYSIS



SECTOR 1 = FL to I1, SECTOR 2 = I1 to I2, SECTOR 3 = I2 to FL, DIFF = Difference To Personal Best Lap, P = Crossed Finish Line in Pit Lane, D = Time Disallowed

P31 100 C		Antony HUNTER		Kawasaki ZX10R - Uncletoms motoring centre			
IDEAL LAP TIME : 1:36.331		BEST LAP TIME : 1:36.579		DIFFERENCE : 0.248			
LAP	SECTOR 1	SECTOR 2	SECTOR 3	LAP TIME	MPH	DIFF	TIME OF DAY
1 -		43.231	22.543	1:44.306	83.98	7.727	14:02:37.466
2 -	30.993	42.847	22.932	1:36.772 (2)	90.52	0.193	14:04:14.238
3 -	31.180	42.795	22.604	1:36.579 (1)	90.70		14:05:50.817

BMCRC - MRO Championships 2022 - Rnd 6 @ Brands Hatch GP

Reactive Parts MRO Powerbikes inc Clubman 1000

RACE 6 - BEST SECTORS

SECTOR 1			SECTOR 2			SECTOR 3			IDEAL / BEST COMPARISON						
POS	NO	NAME	TIME	NO	NAME	TIME	NO	NAME	TIME	POS	NO	NAME	IDEAL	BEST	DIFF
													PERFECT LAP	1:29.953	
1	9	DIXON	28.755	71	NORTON	40.205	9	DIXON	20.993	1	26	WAINWRIGHT	1:30.228	1:30.471	0.243
2	26	WAINWRIGHT	28.877	26	WAINWRIGHT	40.344	26	WAINWRIGHT	21.007	2	71	NORTON	1:30.343	1:30.587	0.244
3	71	NORTON	28.965	172	OSBORNE	40.527	711	THORNTON	21.024	3	9	DIXON	1:30.465	1:31.010	0.545
4	711	THORNTON	28.989	98	DICKINSON	40.668	172	OSBORNE	21.138	4	172	OSBORNE	1:30.752	1:30.848	0.096
5	172	OSBORNE	29.087	9	DIXON	40.717	71	NORTON	21.173	5	711	THORNTON	1:30.780	1:30.958	0.178
6	449	WALLINGTON	29.116	711	THORNTON	40.767	98	DICKINSON	21.289	6	98	DICKINSON	1:31.438	1:31.713	0.275
7	188	KRAWIECKI	29.326	28	ALLSOP	41.327	53	McGLYNN	21.393	7	449	WALLINGTON	1:32.253	1:32.592	0.339
8	60	YOUNGE	29.450	33	NEEVES	41.327	449	WALLINGTON	21.552	8	188	KRAWIECKI	1:32.289	1:32.652	0.363
9	53	McGLYNN	29.472	188	KRAWIECKI	41.396	33	NEEVES	21.560	9	28	ALLSOP	1:32.466	1:32.650	0.184
10	110	CLARKE	29.479	2	BAKER	41.444	188	KRAWIECKI	21.567	10	53	McGLYNN	1:32.501	1:32.672	0.171
11	98	DICKINSON	29.481	110	CLARKE	41.496	28	ALLSOP	21.589	11	2	BAKER	1:32.611	1:32.903	0.292
12	2	BAKER	29.518	7	JENKINS	41.577	2	BAKER	21.649	12	33	NEEVES	1:32.642	1:33.166	0.524
13	28	ALLSOP	29.550	449	WALLINGTON	41.585	21	CROUCHER	21.658	13	110	CLARKE	1:32.676	1:32.676	0.000
14	21	CROUCHER	29.715	21	CROUCHER	41.605	60	YOUNGE	21.700	14	60	YOUNGE	1:32.927	1:33.132	0.205
15	33	NEEVES	29.755	53	McGLYNN	41.636	110	CLARKE	21.701	15	21	CROUCHER	1:32.978	1:32.978	0.000
16	7	JENKINS	29.829	60	YOUNGE	41.777	7	JENKINS	21.751	16	7	JENKINS	1:33.157	1:33.732	0.575
17	222	ROOKE	30.106	86	LOPES	42.172	133	NEEVES	21.942	17	222	ROOKE	1:34.413	1:34.586	0.173
18	141	HUNTE	30.234	222	ROOKE	42.205	50	WELFORD	22.091	18	86	LOPES	1:34.639	1:34.846	0.207
19	133	NEEVES	30.250	141	HUNTE	42.254	277	AVERRE	22.092	19	141	HUNTE	1:34.655	1:34.765	0.110
20	86	LOPES	30.334	277	AVERRE	42.361	222	ROOKE	22.102	20	133	NEEVES	1:34.752	1:34.891	0.139
21	277	AVERRE	30.452	133	NEEVES	42.560	86	LOPES	22.133	21	277	AVERRE	1:34.905	1:35.186	0.281
22	55	WREN	30.572	50	WELFORD	42.706	141	HUNTE	22.167	22	50	WELFORD	1:35.443	1:35.654	0.211
23	50	WELFORD	30.646	100	HUNTER	42.795	23	HINCHCLIFFE	22.228	23	55	WREN	1:35.747	1:35.855	0.108
24	23	HINCHCLIFFE	30.691	55	WREN	42.864	334	BRANDISH	22.251	24	23	HINCHCLIFFE	1:35.796	1:36.072	0.276
25	34	CHEESEMAN	30.912	23	HINCHCLIFFE	42.877	55	WREN	22.311	25	334	BRANDISH	1:36.164	1:36.701	0.537
26	334	BRANDISH	30.915	334	BRANDISH	42.998	333	HOUGHTON	22.414	26	100	HUNTER	1:36.331	1:36.579	0.248
27	100	HUNTER	30.993	333	HOUGHTON	43.101	34	CHEESEMAN	22.458	27	333	HOUGHTON	1:36.744	1:36.787	0.043
28	333	HOUGHTON	31.229	34	CHEESEMAN	43.775	100	HUNTER	22.543	28	34	CHEESEMAN	1:37.145	1:37.244	0.099
29	175	PESTANA	31.442	175	PESTANA	44.673	175	PESTANA	22.953	29	175	PESTANA	1:39.068	1:39.353	0.285
30	89	SHARMAN	32.230	163	SMULOVIC	45.567	163	SMULOVIC	23.661	30	163	SMULOVIC	1:41.877	1:42.082	0.205
31	163	SMULOVIC	32.649	89	SHARMAN	45.977	89	SHARMAN	23.930	31	89	SHARMAN	1:42.137	1:42.621	0.484

BMCRC - MRO Championships 2022 - Rnd 6 @ Brands Hatch GP

Reactive Parts MRO Powerbikes inc Clubman 1000

RACE 6 - STATISTICS

Competitors Started 31
Planned Start 2022-07-16 @ 14:00:00.000
Actual Start 2022-07-16 @ 14:00:53.159
Finish Time 2022-07-16 @ 14:13:04.290
Track Length 2.4332mi.
Total Laps 237
Total Distance Covered 576.6896mi.

Session Fastest Lap History

NO	CL	NAME	LAP TIME	TIME OF DAY	LAP	VEHICLE
26		Josh WAINWRIGHT	1:30.768	14:03:59.326	2	Honda CBR1000RR
71		Tom NORTON	1:30.696	14:03:59.397	2	Kawasaki ZX10
71		Tom NORTON	1:30.594	14:05:29.992	3	Kawasaki ZX10
71		Tom NORTON	1:30.587	14:07:00.579	4	Kawasaki ZX10
26		Josh WAINWRIGHT	1:30.471	14:07:00.854	4	Honda CBR1000RR

Session Leader History

NO	CL	NAME	FROM LAP	LAPS LED	DISTANCE	VEHICLE
26		Josh WAINWRIGHT	1	2	4.86 miles	Honda CBR1000RR
71		Tom NORTON	3	5	12.16 miles	Kawasaki ZX10
26		Josh WAINWRIGHT	8	1	2.43 miles	Honda CBR1000RR

Flag History

TYPE	TIME OF DAY
GREEN	14:00:53.159
FINISH	14:13:04.290

Flag Statistics

TYPE	COUNT	TOTAL LAPS	TOTAL TIME
Green	1	8	13:50.848
Red	0	0	0.000
Safety Car	0	0	0.000
FCY	0	0	0.000

BMCRC - MRO Championships 2022 - Rnd 6 @ Brands Hatch GP

Reactive Parts MRO Powerbikes inc Clubman 1000

RACE 6 - STATISTICS

CLASS :

16 Starters

Fastest Lap History

NO	NAME	LAP TIME	TIME OF DAY	LAP	VEHICLE
26	Josh WAINWRIGHT	1:30.768	14:03:59.326	2	Honda CBR1000RR
71	Tom NORTON	1:30.696	14:03:59.397	2	Kawasaki ZX10
71	Tom NORTON	1:30.594	14:05:29.992	3	Kawasaki ZX10
71	Tom NORTON	1:30.587	14:07:00.579	4	Kawasaki ZX10
26	Josh WAINWRIGHT	1:30.471	14:07:00.854	4	Honda CBR1000RR

Leader History

NO	NAME	FROM LAP	LAPS LED	DISTANCE	VEHICLE
26	Josh WAINWRIGHT	1	2	4.86 miles	Honda CBR1000RR
71	Tom NORTON	3	5	12.16 miles	Kawasaki ZX10
26	Josh WAINWRIGHT	8	1	2.43 miles	Honda CBR1000RR

BMCRC - MRO Championships 2022 - Rnd 6 @ Brands Hatch GP

Reactive Parts MRO Powerbikes inc Clubman 1000

RACE 6 - STATISTICS

CLASS : C

15 Starters

Fastest Lap History

NO	NAME	LAP TIME	TIME OF DAY	LAP	VEHICLE
110	Michael CLARKE	1:33.558	14:04:07.449	2	Yamaha R1
449	Luke WALLINGTON	1:33.372	14:05:40.915	3	Yamaha R1 4C8
449	Luke WALLINGTON	1:33.216	14:07:14.155	4	Yamaha R1 4C8
449	Luke WALLINGTON	1:33.034	14:08:47.190	5	Yamaha R1 4C8
110	Michael CLARKE	1:32.676	14:08:48.700	5	Yamaha R1
53	Seamus McGLYNN	1:32.672	14:08:49.096	5	Yamaha R1
449	Luke WALLINGTON	1:32.592	14:13:25.580	8	Yamaha R1 4C8

Leader History

NO	NAME	FROM LAP	LAPS LED	DISTANCE	VEHICLE
449	Luke WALLINGTON	1	1	2.43 miles	Yamaha R1 4C8
110	Michael CLARKE	2	1	2.43 miles	Yamaha R1
449	Luke WALLINGTON	3	6	14.59 miles	Yamaha R1 4C8

BMCRC - MRO Championships 2022 - Rnd 6 @ Brands Hatch GP



Reactive Parts MRO Powerbikes inc Clubman 1000

RACE 6 - GRID (10 Laps)

ROW 12	36	281	Daniel FARLEY	35	56	Paul HARRIS	34	48	Nicky WILSON	
ROW 11		33	25	Sam SMITH	32	263	Riccardo BIGUZZI	31	89	Craig SHARMAN
ROW 10		30	163	Steve SMULOVIC	29	175	Arlindo PESTANA	28	34	Ben CHEESEMAN
ROW 9		27	333	Andrew HOUGHTON	26	334	Anthony BRANDISH	25	100	Antony HUNTER
ROW 8		24	23	Harry HINCHCLIFFE	23	55	Matthew WREN	22	50	Dan WELFORD
ROW 7		21	277	Adrian AVERRE	20	133	Ben NEEVES	19	86	Frederico LOPES
ROW 6		18	141	Ramone HUNTE	17	222	Phil ROOKE	16	7	Seb JENKINS
ROW 5		15	33	Michael NEEVES	14	60	Jack YOUNGE	13	21	Jack CROUCHER
ROW 4		12	2	Peter BAKER	11	110	Michael CLARKE	10	53	Seamus McGLYNN
ROW 3		9	188	Dawid KRAWIECKI	8	28	Greg ALLSOP	7	449	Luke WALLINGTON
ROW 2		6	98	Rick DICKINSON	5	9	Luke DIXON	4	711	Ritchie THORNTON
ROW 1		3	172	Sam OSBORNE	2	71	Tom NORTON	1	26	Josh WAINWRIGHT
Pole										

Brands Hatch GP: 2.4332 miles

These results are provisional until the conclusion of any judicial and technical matters.

Clerk Of Course :	Stewards :	Timekeeper : <i>Craig Smith</i>
-------------------	------------	------------------------------------

Results can be found at www.tsl-timing.com

Printed - 14:16 Saturday, 16 July 2022



BMCRC - MRO Championships 2022 - Rnd 6 @ Brands Hatch GP

Reactive Parts MRO Powerbikes inc Clubman 1000



RACE 6 - CLASSIFICATION

POS	NO	CL	PIC NAME	ENTRY	LAPS	TIME	GAP	DIFF	MPH	BEST	ON
1	26		1 Josh WAINWRIGHT	Honda CBR1000RR - JW MOT Centre	10	15:11.173			96.13	1:29.687	3
2	71		2 Tom NORTON	Kawasaki ZX10 -	10	15:11.220	0.047	0.047	96.13	1:29.796	3
3	9		3 Luke DIXON	BMW S1000RR -	10	15:11.493	0.320	0.273	96.10	1:29.680	3
4	711		4 Ritchie THORNTON	Kawasaki ZX10R - Team 71	10	15:24.710	13.537	13.217	94.73	1:31.249	8
5	98		5 Rick DICKINSON	Ducati PANIGALE V4 - MotorcycleRaceParts.co.uk	10	15:24.811	13.638	0.101	94.72	1:30.993	10
6	28		6 Greg ALLSOP	Yamaha R1 - Allsop Construction Services ltd	10	15:31.546	20.373	6.735	94.03	1:32.083	2
7	53	C	1 Seamus McGLYNN	Yamaha R1 -	10	15:31.902	20.729	0.356	93.99	1:32.318	3
8	2		7 Peter BAKER	Kawasaki ZX10R - TJ & Peter Baker MC/Dodfrey En	10	15:36.610	25.437	4.708	93.52	1:32.216	4
9	33		8 Michael NEEVES	BMW S1000RR - Prime Factors Racing	10	15:38.887	27.714	2.277	93.30	1:31.923	7
10	141		9 Ramone HUNTE	Yamaha R1 - my wallet.com	10	15:42.222	31.049	3.335	92.96	1:32.841	5
11	21		10 Jack CROUCHER	Kawasaki ZX10R - Trendy lofts	10	15:45.156	33.983	2.934	92.68	1:33.383	6
12	110	C	2 Michael CLARKE	Yamaha R1 - BIKEBASE - MX5 PARTS WAREHOU:	10	15:46.564	35.391	1.408	92.54	1:32.623	2
13	449	C	3 Luke WALLINGTON	Yamaha R1 4C8 - BW Bespoke Developments Ltd	10	15:50.212	39.039	3.648	92.18	1:31.411	2
14	133		11 Ben NEEVES	BMW S1000RR -	10	16:02.986	51.813	12.774	90.96	1:34.029	2
15	222	C	4 Phil ROOKE	Kawasaki ZX10R - GW HIGHWAYS & CLEARWAY	10	16:04.325	53.152	1.339	90.83	1:34.139	2
16	55		12 Matthew WREN	Suzuki GSXR - TBR performance	10	16:08.854	57.681	4.529	90.41	1:35.510	5
17	100	C	5 Antony HUNTER	Kawasaki ZX10R - Uncletoms motoring centre	10	16:09.206	58.033	0.352	90.38	1:35.449	7
18	334	C	6 Anthony BRANDISH	Suzuki GSXR 1000 - BW bespoke developments ltd	10	16:09.484	58.311	0.278	90.35	1:35.448	5
19	277	C	7 Adrian AVERRE	Ducati PANIGALE V4 - Ryders Alley Racing	10	16:13.402	1:02.229	3.918	89.99	1:35.570	2
20	86	C	8 Frederico LOPES	Yamaha R1 - FLR Procurement Ltd	10	16:19.774	1:08.601	6.372	89.40	1:34.916	5
21	333		13 Andrew HOUGHTON	BMW S1000RR - Bahnstomer BMW	10	16:35.844	1:24.671	16.070	87.96	1:37.329	4
22	125	C	9 Matthew CHAM	Kawasaki ZX10R - MFM Track Bikes	10	16:38.003	1:26.830	2.159	87.77	1:37.961	2
23	175	C	10 Arlindo PESTANA	BMW S1000RR - Pep's racing	10	16:42.467	1:31.294	4.464	87.38	1:38.480	2
24	22	C	11 Daniel MERCER	Honda CBR1000RR - Desperate Dan Racing	9	15:14.678	1 Lap	1 Lap	86.19	1:40.049	6
25	163	C	12 Steve SMULOVIC	Suzuki GSXR1000 - SFC Racing	9	15:38.741	1 Lap	24.063	83.98	1:41.292	8

NOT CLASSIFIED

DNF	60		Jack YOUNGE	Kawasaki ZX10R - Chase Timber products	8	12:31.800	2 Laps	1 Lap	93.21	1:32.254	7
DNF	50	C	Dan WELFORD	Suzuki GSXR 1000 - Sussex Security Installations	6	9:51.996	4 Laps	2 Laps	88.78	1:36.675	3
DNF	281	C	Daniel FARLEY	Suzuki GSXR - F-TECH FIRE & ELECTRICAL LTD	6	10:10.501	4 Laps	18.505	86.09	1:38.455	2
DNF	7	C	Seb JENKINS	Suzuki GSX-R 1000 - Long hours and hard graft	2	3:16.088	8 Laps	4 Laps	89.34	1:33.896	2

FASTEST LAP

9			Luke DIXON	BMW S1000RR -	3	1:29.680			97.67 mph	157.19 kph	
449	C		Luke WALLINGTON	Yamaha R1 4C8 - BW Bespoke Developments Ltd	2	1:31.411			95.82 mph	154.22 kph	

Class - 92.5% of Race Speed = 88.92 mph
 Class C - 92.5% of Race Speed = 86.94 mph

Weather / Track : Sunny / Dry

These results are provisional until the conclusion of any judicial and technical matters.

Race Distance: 10 Laps / 24.33 miles

Brands Hatch GP: 2.4332 miles

Date: 17/07/2022 Start: 12:13 Finish: 12:28

Clerk Of Course :	Stewards :	Timekeeper : <i>Craig Smith</i>
-------------------	------------	------------------------------------

Results can be found at www.tsl-timing.com

Printed - 12:30 Sunday, 17 July 2022



BMCRC - MRO Championships 2022 - Rnd 6 @ Brands Hatch GP

Reactive Parts MRO Powerbikes inc Clubman 1000

RACE 6 - LAP CHART

LAP 1 @ 12:15:22.228		
NO	BEHIND	LAP TIME

26		1:35.035
71	0.126	1:35.161
9	0.567	1:35.602
449	2.814	1:37.849
711	3.307	1:38.342
53	3.503	1:38.538
28	4.376	1:39.411
110	4.473	1:39.508
98	4.625	1:39.660
2	4.765	1:39.800
60	5.042	1:40.077
86	5.273	1:40.308
21	5.636	1:40.671
33	5.787	1:40.822
141	6.413	1:41.448
133	6.607	1:41.642
7	7.157	1:42.192
334	7.977	1:43.012
222	8.133	1:43.168
277	8.701	1:43.736
55	8.974	1:44.009
100	10.345	1:45.380
50	10.415	1:45.450
125	10.704	1:45.739
281	11.444	1:46.479
333	11.831	1:46.866
175	12.486	1:47.521
22	13.815	1:48.850
163	19.749	1:54.784

LAP 2 @ 12:16:52.187		
NO	BEHIND	LAP TIME

26		1:29.959
71	0.161	1:29.994
9	1.008	1:30.400
449	4.266	1:31.411
711	5.905	1:32.557
53	6.081	1:32.537
28	6.500	1:32.083
98	6.751	1:32.085
110	7.137	1:32.623
2	7.375	1:32.569
60	7.697	1:32.614
21	9.209	1:33.532
33	9.350	1:33.522
141	10.332	1:33.878
133	10.677	1:34.029
7	11.094	1:33.896
222	12.313	1:34.139
334	13.984	1:35.966
277	14.312	1:35.570
55	14.550	1:35.535
100	16.448	1:36.062
50	17.218	1:36.762
125	18.706	1:37.961
281	19.940	1:38.455
333	20.398	1:38.526
175	21.007	1:38.480
22	23.964	1:40.108
86	28.426	1:53.112
163	33.642	1:43.852

LAP 3 @ 12:18:21.874		
NO	BEHIND	LAP TIME

26		1:29.687
71	0.270	1:29.796
9	1.001	1:29.680
449	6.698	1:32.119
711	8.255	1:32.037
53	8.712	1:32.318
98	9.164	1:32.100
28	9.315	1:32.502
110	11.167	1:33.717
2	11.568	1:33.880
60	11.718	1:33.708
21	12.911	1:33.389
33	13.018	1:33.355
141	14.374	1:33.729
133	15.940	1:34.950
222	17.099	1:34.473
55	21.235	1:36.372
334	21.422	1:37.125
277	22.027	1:37.402
100	22.717	1:35.956
50	24.206	1:36.675
125	27.602	1:38.583
333	28.957	1:38.246
281	30.832	1:40.579
175	31.474	1:40.154
86	34.058	1:35.319
22	35.370	1:41.093
163	47.822	1:43.867

LAP 4 @ 12:19:52.443		
NO	BEHIND	LAP TIME

71		1:30.299
26	0.046	1:30.615
9	0.556	1:30.124
449	8.139	1:32.010
711	9.074	1:31.388
98	10.518	1:31.923
53	10.740	1:32.597
28	10.979	1:32.233
2	13.215	1:32.216
60	14.767	1:33.618
110	14.995	1:34.397
21	15.824	1:33.482
33	15.940	1:33.491
141	16.852	1:33.047
133	20.081	1:34.710
222	20.957	1:34.427
55	26.525	1:35.859
334	27.203	1:36.350
277	27.568	1:36.110
100	27.885	1:35.737
50	30.391	1:36.754
333	35.717	1:37.329
125	36.101	1:39.068
281	40.725	1:40.462
175	40.869	1:39.964
86	40.966	1:37.477
22	45.306	1:40.505
163	1:00.439	1:43.186

LAP 5 @ 12:21:23.432		
NO	BEHIND	LAP TIME

71		1:30.989
9	0.104	1:30.537
26	0.874	1:31.817
449	9.140	1:31.990
711	9.757	1:31.672
98	10.852	1:31.323
53	12.263	1:32.512
28	12.580	1:32.590
2	15.086	1:32.860
60	17.075	1:33.297
110	17.751	1:33.745
33	18.051	1:33.100
21	18.520	1:33.685
141	18.704	1:32.841
133	24.309	1:35.217
222	25.507	1:35.539
55	31.046	1:35.510
334	31.662	1:35.448
277	32.333	1:35.754
100	32.737	1:35.841
50	37.392	1:37.990
333	42.302	1:37.574
125	43.828	1:38.716
86	44.893	1:34.916
175	49.022	1:39.142
281	52.055	1:42.319
22	54.409	1:40.092
163	1:13.748	1:44.298

LAP 6 @ 12:22:54.794		
NO	BEHIND	LAP TIME

71		1:31.362
26	0.094	1:30.582
9	0.263	1:31.521
449	10.234	1:32.456
711	10.486	1:32.091
98	10.820	1:31.330
53	13.441	1:32.540
28	13.648	1:32.430
2	16.672	1:32.948
60	18.636	1:32.923
33	19.068	1:32.379
110	20.423	1:34.034
21	20.541	1:33.383
141	21.038	1:33.696
133	28.645	1:35.698
222	29.683	1:35.538
55	35.591	1:35.907
334	35.757	1:35.457
100	37.667	1:36.292
277	37.994	1:37.023
50	44.395	1:38.365
333	48.655	1:37.715
86	48.726	1:35.195
125	51.321	1:38.855
175	56.226	1:38.566
281	1:02.900	1:42.207
22	1:03.096	1:40.049
163	1:25.817	1:43.431

LAP 7 @ 12:24:26.047		
NO	BEHIND	LAP TIME

71		1:31.253
26	0.153	1:31.312
9	0.541	1:31.531
711	11.260	1:32.027
449	11.423	1:32.442
98	11.686	1:32.119
53	14.525	1:32.337
28	15.074	1:32.679
2	18.417	1:32.998
60	19.637	1:32.254
33	19.738	1:31.923
21	23.004	1:33.716
141	23.227	1:33.442
110	24.325	1:35.155
133	33.255	1:35.863
222	34.016	1:35.586
55	40.646	1:36.308
334	41.053	1:36.549
100	41.863	1:35.449
277	44.251	1:37.510
86	53.182	1:35.709
333	55.322	1:37.920
125	59.909	1:39.841
175	1:03.734	1:38.761
22	1:13.621	1:41.778

LAP 8 @ 12:25:57.214		
NO	BEHIND	LAP TIME

71		1:31.167
26	0.134	1:31.148
9	0.369	1:30.995
163	1 Lap	1:41.596
711	11.342	1:31.249
98	12.114	1:31.595
53	16.006	1:32.648
28	16.206	1:32.299
2	20.294	1:33.044
60	21.779	1:33.309
33	21.835	1:33.264
21	25.728	1:33.891
141	25.757	1:33.697
110	26.923	1:33.765
449	33.521	1:53.265
133	38.875	1:36.787
222	39.860	1:37.011
55	45.687	1:36.208
334	45.943	1:36.057
100	46.608	1:35.912
277	50.069	1:36.985
86	57.313	1:35.298
333	1:03.390	1:39.235
125	1:08.117	1:39.375
175	1:12.649	1:40.082
22	1:22.898	1:40.444

LAP 9 @ 12:27:27.553		
NO	BEHIND	LAP TIME

71		1:30.339
26	0.092	1:30.297
9	0.466	1:30.436
711	12.783	1:31.780
98	13.458	1:31.683

163	1 Lap	1:41.292
53	18.237	1:32.570
28	18.403	1:32.536
2	23.079	1:33.124
33	24.785	1:33.289
141	28.888	1:33.470
21	29.315	1:33.926
110	30.415	1:33.831
449	36.347	1:33.165
133	45.665	1:37.129
222	46.330	1:36.809
55	51.997	1:36.649
100	52.538	1:36.269
334	52.877	1:37.273
277	56.609	1:36.879
86	1:03.027	1:36.053
333	1:12.880	1:39.829
125	1:17.781	1:40.003
175	1:22.172	1:39.862

LAP 10 @ 12:28:58.366		
NO	BEHIND	LAP TIME

26		1:30.721
71	0.047	1:30.860
9	0.320	1:30.667
22	1 Lap	1:41.759
711	13.537	1:31.567
98	13.638	1:30.993
28	20.373	1:32.783
53	20.729	1:33.305
2	25.437	1:33.171
163	1 Lap	1:42.435
33	27.714	1:33.742
141	31.049	1:32.974
21	33.983	1:35.481
110	35.391	1:35.789
449	39.039	1:33.505
133	51.813	1:36.961
222	53.152	1:37.635
55	57.681	1:36.497
100	58.033	1:36.308
334	58.311	1:36.247
277	1:02.229	1:36.433
86	1:08.601	1:36.387
333	1:24.671	1:42.604
125	1:26.830	1:39.862
175	1:31.294	1:39.935

BMCRC - MRO Championships 2022 - Rnd 6 @ Brands Hatch GP

Reactive Parts MRO Powerbikes inc Clubman 1000

RACE 6 - SECTOR ANALYSIS



SECTOR 1 = FL to I1, SECTOR 2 = I1 to I2, SECTOR 3 = I2 to FL, DIFF = Difference To Personal Best Lap, P = Crossed Finish Line in Pit Lane, D = Time Disallowed

P1 26		Josh WAINWRIGHT		Honda CBR1000RR - JW MOT Centre			
IDEAL LAP TIME : 1:29.453		BEST LAP TIME : 1:29.687		DIFFERENCE : 0.234			
LAP	SECTOR 1	SECTOR 2	SECTOR 3	LAP TIME	MPH	DIFF	TIME OF DAY
1 -		40.771	21.170	1:35.035	92.17	5.348	12:15:22.228
2 -	28.754	40.120	21.085	1:29.959 (2)	97.37	0.272	12:16:52.187
3 -	28.547	40.226	20.914	1:29.687 (1)	97.67		12:18:21.874
4 -	28.690	40.138	21.787	1:30.615	96.67	0.928	12:19:52.489
5 -	30.419	40.329	21.069	1:31.817	95.40	2.130	12:21:24.306
6 -	28.756	40.762	21.064	1:30.582	96.70	0.895	12:22:54.888
7 -	29.510	40.696	21.106	1:31.312	95.93	1.625	12:24:26.200
8 -	29.143	40.748	21.257	1:31.148	96.10	1.461	12:25:57.348
9 -	29.185	40.326	20.786	1:30.297 (3)	97.01	0.610	12:27:27.645
10 -	28.710	40.715	21.296	1:30.721	96.55	1.034	12:28:58.366

P2 71		Tom NORTON		Kawasaki ZX10 -			
IDEAL LAP TIME : 1:29.752		BEST LAP TIME : 1:29.796		DIFFERENCE : 0.044			
LAP	SECTOR 1	SECTOR 2	SECTOR 3	LAP TIME	MPH	DIFF	TIME OF DAY
1 -		40.544	21.075	1:35.161	92.05	5.365	12:15:22.354
2 -	28.818	40.203	20.973	1:29.994 (2)	97.33	0.198	12:16:52.348
3 -	28.742	40.211	20.843	1:29.796 (1)	97.55		12:18:22.144
4 -	28.791	40.167	21.341	1:30.299 (3)	97.00	0.503	12:19:52.443
5 -	29.264	40.538	21.187	1:30.989	96.27	1.193	12:21:23.432
6 -	29.095	40.954	21.313	1:31.362	95.88	1.566	12:22:54.794
7 -	29.330	40.745	21.178	1:31.253	95.99	1.457	12:24:26.047
8 -	29.128	40.698	21.341	1:31.167	96.08	1.371	12:25:57.214
9 -	28.955	40.321	21.063	1:30.339	96.96	0.543	12:27:27.553
10 -	28.995	40.686	21.179	1:30.860	96.41	1.064	12:28:58.413

P3 9		Luke DIXON		BMW S1000RR -			
IDEAL LAP TIME : 1:29.621		BEST LAP TIME : 1:29.680		DIFFERENCE : 0.059			
LAP	SECTOR 1	SECTOR 2	SECTOR 3	LAP TIME	MPH	DIFF	TIME OF DAY
1 -		40.859	20.981	1:35.602	91.62	5.922	12:15:22.795
2 -	28.766	40.665	20.969	1:30.400 (3)	96.90	0.720	12:16:53.195
3 -	28.569	40.193	20.918	1:29.680 (1)	97.67		12:18:22.875
4 -	28.623	40.449	21.052	1:30.124 (2)	97.19	0.444	12:19:52.999
5 -	29.300	40.378	20.859	1:30.537	96.75	0.857	12:21:23.536
6 -	29.275	41.282	20.964	1:31.521	95.71	1.841	12:22:55.057
7 -	29.374	40.788	21.369	1:31.531	95.70	1.851	12:24:26.588
8 -	28.996	40.895	21.104	1:30.995	96.26	1.315	12:25:57.583
9 -	28.906	40.573	20.957	1:30.436	96.86	0.756	12:27:28.019
10 -	28.934	40.729	21.004	1:30.667	96.61	0.987	12:28:58.686

P4 711		Ritchie THORNTON		Kawasaki ZX10R - Team 71			
IDEAL LAP TIME : 1:31.084		BEST LAP TIME : 1:31.249		DIFFERENCE : 0.165			
LAP	SECTOR 1	SECTOR 2	SECTOR 3	LAP TIME	MPH	DIFF	TIME OF DAY
1 -		42.527	21.560	1:38.342	89.07	7.093	12:15:25.535
2 -	29.417	41.601	21.539	1:32.557	94.64	1.308	12:16:58.092
3 -	29.276	41.404	21.357	1:32.037	95.17	0.788	12:18:30.129
4 -	29.201	40.980	21.207	1:31.388 (2)	95.85	0.139	12:20:01.517
5 -	29.404	41.146	21.122	1:31.672	95.55	0.423	12:21:33.189
6 -	29.264	41.307	21.520	1:32.091	95.12	0.842	12:23:05.280
7 -	29.340	41.434	21.253	1:32.027	95.18	0.778	12:24:37.307
8 -	29.022	41.040	21.187	1:31.249 (1)	95.99		12:26:08.556
9 -	29.003	41.163	21.614	1:31.780	95.44	0.531	12:27:40.336
10 -	28.982	41.215	21.370	1:31.567 (3)	95.66	0.318	12:29:11.903

BMCRC - MRO Championships 2022 - Rnd 6 @ Brands Hatch GP

Reactive Parts MRO Powerbikes inc Clubman 1000

RACE 6 - SECTOR ANALYSIS



SECTOR 1 = FL to I1, SECTOR 2 = I1 to I2, SECTOR 3 = I2 to FL, DIFF = Difference To Personal Best Lap, P = Crossed Finish Line in Pit Lane, D = Time Disallowed

P5 98		Rick DICKINSON		Ducati PANIGALE V4 - MotorcycleRaceParts.co.uk			
IDEAL LAP TIME : 1:30.870		BEST LAP TIME : 1:30.993		DIFFERENCE : 0.123			
LAP	SECTOR 1	SECTOR 2	SECTOR 3	LAP TIME	MPH	DIFF	TIME OF DAY
1 -		42.413	21.890	1:39.660	87.89	8.667	12:15:26.853
2 -	29.483	41.115	21.487	1:32.085	95.12	1.092	12:16:58.938
3 -	29.437	41.309	21.354	1:32.100	95.11	1.107	12:18:31.038
4 -	29.419	40.985	21.519	1:31.923	95.29	0.930	12:20:02.961
5 -	29.442	40.677	21.204	1:31.323 (2)	95.92	0.330	12:21:34.284
6 -	29.259	40.648	21.423	1:31.330 (3)	95.91	0.337	12:23:05.614
7 -	29.444	41.102	21.573	1:32.119	95.09	1.126	12:24:37.733
8 -	29.615	40.699	21.281	1:31.595	95.63	0.602	12:26:09.328
9 -	29.331	40.980	21.372	1:31.683	95.54	0.690	12:27:41.011
10 -	29.382	40.417	21.194	1:30.993 (1)	96.26		12:29:12.004

P6 28		Greg ALLSOP		Yamaha R1 - Allsop Construction Services Ltd			
IDEAL LAP TIME : 1:31.734		BEST LAP TIME : 1:32.083		DIFFERENCE : 0.349			
LAP	SECTOR 1	SECTOR 2	SECTOR 3	LAP TIME	MPH	DIFF	TIME OF DAY
1 -		42.216	22.062	1:39.411	88.11	7.328	12:15:26.604
2 -	29.331	41.346	21.406	1:32.083 (1)	95.12		12:16:58.687
3 -	29.544	41.254	21.704	1:32.502	94.69	0.419	12:18:31.189
4 -	29.669	41.008	21.556	1:32.233 (2)	94.97	0.150	12:20:03.422
5 -	29.646	41.549	21.395	1:32.590	94.60	0.507	12:21:36.012
6 -	29.714	41.142	21.574	1:32.430	94.77	0.347	12:23:08.442
7 -	29.598	41.231	21.850	1:32.679	94.51	0.596	12:24:41.121
8 -	29.389	41.494	21.416	1:32.299 (3)	94.90	0.216	12:26:13.420
9 -	29.643	41.296	21.597	1:32.536	94.66	0.453	12:27:45.956
10 -	29.638	41.622	21.523	1:32.783	94.41	0.700	12:29:18.739

P7 53 C		Seamus McGLYNN		Yamaha R1 -			
IDEAL LAP TIME : 1:31.811		BEST LAP TIME : 1:32.318		DIFFERENCE : 0.507			
LAP	SECTOR 1	SECTOR 2	SECTOR 3	LAP TIME	MPH	DIFF	TIME OF DAY
1 -		42.218	21.485	1:38.538	88.89	6.220	12:15:25.731
2 -	29.432	41.646	21.459	1:32.537	94.66	0.219	12:16:58.268
3 -	29.312	41.695	21.311	1:32.318 (1)	94.88		12:18:30.586
4 -	29.321	41.568	21.708	1:32.597	94.60	0.279	12:20:03.183
5 -	29.664	41.305	21.543	1:32.512 (3)	94.68	0.194	12:21:35.695
6 -	29.412	41.578	21.550	1:32.540	94.66	0.222	12:23:08.235
7 -	29.351	41.492	21.494	1:32.337 (2)	94.86	0.019	12:24:40.572
8 -	29.434	41.736	21.478	1:32.648	94.54	0.330	12:26:13.220
9 -	29.195	41.777	21.598	1:32.570	94.62	0.252	12:27:45.790
10 -	29.976	41.806	21.523	1:33.305	93.88	0.987	12:29:19.095

P8 2		Peter BAKER		Kawasaki ZX10R - TJ & Peter Baker MC/Dodfrey Eng			
IDEAL LAP TIME : 1:32.101		BEST LAP TIME : 1:32.216		DIFFERENCE : 0.115			
LAP	SECTOR 1	SECTOR 2	SECTOR 3	LAP TIME	MPH	DIFF	TIME OF DAY
1 -		41.938	22.193	1:39.800	87.77	7.584	12:15:26.993
2 -	29.691	41.254	21.624	1:32.569 (2)	94.63	0.353	12:16:59.562
3 -	30.071	42.105	21.704	1:33.880	93.30	1.664	12:18:33.442
4 -	29.643	41.046	21.527	1:32.216 (1)	94.99		12:20:05.658
5 -	29.528	41.669	21.663	1:32.860 (3)	94.33	0.644	12:21:38.518
6 -	29.707	41.479	21.762	1:32.948	94.24	0.732	12:23:11.466
7 -	29.997	41.370	21.631	1:32.998	94.19	0.782	12:24:44.464
8 -	29.556	41.637	21.851	1:33.044	94.14	0.828	12:26:17.508
9 -	29.914	41.532	21.678	1:33.124	94.06	0.908	12:27:50.632
10 -	29.734	41.325	22.112	1:33.171	94.01	0.955	12:29:23.803

BMCRC - MRO Championships 2022 - Rnd 6 @ Brands Hatch GP

Reactive Parts MRO Powerbikes inc Clubman 1000

RACE 6 - SECTOR ANALYSIS



SECTOR 1 = FL to I1, SECTOR 2 = I1 to I2, SECTOR 3 = I2 to FL, DIFF = Difference To Personal Best Lap, P = Crossed Finish Line in Pit Lane, D = Time Disallowed

P9 33		Michael NEEVES		BMW S1000RR - Prime Factors Racing			
IDEAL LAP TIME : 1:31.923		BEST LAP TIME : 1:31.923		DIFFERENCE : 0.000			
LAP	SECTOR 1	SECTOR 2	SECTOR 3	LAP TIME	MPH	DIFF	TIME OF DAY
1 -		42.414	22.099	1:40.822	86.88	8.899	12:15:28.015
2 -	29.860	42.243	21.419	1:33.522	93.66	1.599	12:17:01.537
3 -	29.913	41.831	21.611	1:33.355	93.83	1.432	12:18:34.892
4 -	29.679	42.208	21.604	1:33.491	93.69	1.568	12:20:08.383
5 -	29.710	41.901	21.489	1:33.100 (3)	94.09	1.177	12:21:41.483
6 -	29.713	41.357	21.309	1:32.379 (2)	94.82	0.456	12:23:13.862
7 -	29.460	41.229	21.234	1:31.923 (1)	95.29		12:24:45.785
8 -	29.889	41.909	21.466	1:33.264	93.92	1.341	12:26:19.049
9 -	30.590	41.385	21.314	1:33.289	93.90	1.366	12:27:52.338
10 -	29.615	41.717	22.410	1:33.742	93.44	1.819	12:29:26.080

P10 141		Ramone HUNTE		Yamaha R1 - my wallet.com			
IDEAL LAP TIME : 1:32.645		BEST LAP TIME : 1:32.841		DIFFERENCE : 0.196			
LAP	SECTOR 1	SECTOR 2	SECTOR 3	LAP TIME	MPH	DIFF	TIME OF DAY
1 -		42.527	22.056	1:41.448	86.34	8.607	12:15:28.641
2 -	30.090	42.086	21.702	1:33.878	93.31	1.037	12:17:02.519
3 -	29.955	41.935	21.839	1:33.729	93.45	0.888	12:18:36.248
4 -	29.747	41.766	21.534	1:33.047 (3)	94.14	0.206	12:20:09.295
5 -	29.681	41.623	21.537	1:32.841 (1)	94.35		12:21:42.136
6 -	29.763	42.173	21.760	1:33.696	93.49	0.855	12:23:15.832
7 -	29.962	41.719	21.761	1:33.442	93.74	0.601	12:24:49.274
8 -	29.949	41.865	21.883	1:33.697	93.49	0.856	12:26:22.971
9 -	29.973	41.659	21.838	1:33.470	93.71	0.629	12:27:56.441
10 -	29.775	41.430	21.769	1:32.974 (2)	94.21	0.133	12:29:29.415

P11 21		Jack CROUCHER		Kawasaki ZX10R - Trendy lofts			
IDEAL LAP TIME : 1:32.987		BEST LAP TIME : 1:33.383		DIFFERENCE : 0.396			
LAP	SECTOR 1	SECTOR 2	SECTOR 3	LAP TIME	MPH	DIFF	TIME OF DAY
1 -		42.513	21.665	1:40.671	87.01	7.288	12:15:27.864
2 -	29.768	42.037	21.727	1:33.532	93.65	0.149	12:17:01.396
3 -	29.895	41.771	21.723	1:33.389 (2)	93.79	0.006	12:18:34.785
4 -	29.774	41.945	21.763	1:33.482 (3)	93.70	0.099	12:20:08.267
5 -	29.577	42.335	21.773	1:33.685	93.50	0.302	12:21:41.952
6 -	29.751	41.745	21.887	1:33.383 (1)	93.80		12:23:15.335
7 -	29.844	41.963	21.909	1:33.716	93.47	0.333	12:24:49.051
8 -	29.937	41.947	22.007	1:33.891	93.29	0.508	12:26:22.942
9 -	29.834	42.173	21.919	1:33.926	93.26	0.543	12:27:56.868
10 -	30.278	42.821	22.382	1:35.481	91.74	2.098	12:29:32.349

P12 110 C		Michael CLARKE		Yamaha R1 - BIKEBASE - MX5 PARTS WAREHOUSE			
IDEAL LAP TIME : 1:32.290		BEST LAP TIME : 1:32.623		DIFFERENCE : 0.333			
LAP	SECTOR 1	SECTOR 2	SECTOR 3	LAP TIME	MPH	DIFF	TIME OF DAY
1 -		42.140	22.240	1:39.508	88.03	6.885	12:15:26.701
2 -	29.210	41.379	22.034	1:32.623 (1)	94.57		12:16:59.324
3 -	29.748	41.925	22.044	1:33.717 (2)	93.47	1.094	12:18:33.041
4 -	30.253	42.443	21.701	1:34.397	92.79	1.774	12:20:07.438
5 -	29.840	42.034	21.871	1:33.745 (3)	93.44	1.122	12:21:41.183
6 -	29.798	42.227	22.009	1:34.034	93.15	1.411	12:23:15.217
7 -	31.393	41.905	21.857	1:35.155	92.05	2.532	12:24:50.372
8 -	29.725	42.025	22.015	1:33.765	93.42	1.142	12:26:24.137
9 -	29.886	41.896	22.049	1:33.831	93.35	1.208	12:27:57.968
10 -	30.265	42.952	22.572	1:35.789	91.44	3.166	12:29:33.757

BMCRC - MRO Championships 2022 - Rnd 6 @ Brands Hatch GP

Reactive Parts MRO Powerbikes inc Clubman 1000

RACE 6 - SECTOR ANALYSIS



SECTOR 1 = FL to I1, SECTOR 2 = I1 to I2, SECTOR 3 = I2 to FL, DIFF = Difference To Personal Best Lap, P = Crossed Finish Line in Pit Lane, D = Time Disallowed

P13 449 C		Luke WALLINGTON		Yamaha R1 4C8 - BW Bespoke Developments Ltd			
IDEAL LAP TIME : 1:31.341		BEST LAP TIME : 1:31.411		DIFFERENCE : 0.070			
LAP	SECTOR 1	SECTOR 2	SECTOR 3	LAP TIME	MPH	DIFF	TIME OF DAY
1 -		41.839	21.534	1:37.849	89.52	6.438	12:15:25.042
2 -	29.006	40.979	21.426	1:31.411 (1)	95.82		12:16:56.453
3 -	29.069	41.477	21.573	1:32.119	95.09	0.708	12:18:28.572
4 -	28.980	41.552	21.478	1:32.010 (3)	95.20	0.599	12:20:00.582
5 -	29.236	41.372	21.382	1:31.990 (2)	95.22	0.579	12:21:32.572
6 -	28.991	41.856	21.609	1:32.456	94.74	1.045	12:23:05.028
7 -	29.150	41.565	21.727	1:32.442	94.76	1.031	12:24:37.470
8 -	29.263	1:02.137	21.865	1:53.265	77.33	21.854	12:26:30.735
9 -	29.470	41.930	21.765	1:33.165	94.02	1.754	12:28:03.900
10 -	29.614	42.020	21.871	1:33.505	93.68	2.094	12:29:37.405

P14 133		Ben NEEVES		BMW S1000RR -			
IDEAL LAP TIME : 1:33.725		BEST LAP TIME : 1:34.029		DIFFERENCE : 0.304			
LAP	SECTOR 1	SECTOR 2	SECTOR 3	LAP TIME	MPH	DIFF	TIME OF DAY
1 -		42.337	21.889	1:41.642	86.18	7.613	12:15:28.835
2 -	30.378	41.989	21.662	1:34.029 (1)	93.16		12:17:02.864
3 -	30.074	42.590	22.286	1:34.950 (3)	92.25	0.921	12:18:37.814
4 -	30.412	42.313	21.985	1:34.710 (2)	92.49	0.681	12:20:12.524
5 -	30.433	42.516	22.268	1:35.217	91.99	1.188	12:21:47.741
6 -	30.481	42.898	22.319	1:35.698	91.53	1.669	12:23:23.439
7 -	30.504	42.958	22.401	1:35.863	91.37	1.834	12:24:59.302
8 -	30.764	43.471	22.552	1:36.787	90.50	2.758	12:26:36.089
9 -	31.168	43.423	22.538	1:37.129	90.18	3.100	12:28:13.218
10 -	30.742	43.632	22.587	1:36.961	90.34	2.932	12:29:50.179

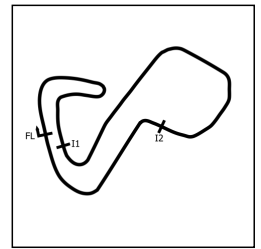
P15 222 C		Phil ROOKE		Kawasaki ZX10R - GW HIGHWAYS & CLEARWAY TRAFFIC S			
IDEAL LAP TIME : 1:34.055		BEST LAP TIME : 1:34.139		DIFFERENCE : 0.084			
LAP	SECTOR 1	SECTOR 2	SECTOR 3	LAP TIME	MPH	DIFF	TIME OF DAY
1 -		42.973	22.051	1:43.168	84.90	9.029	12:15:30.361
2 -	30.036	42.094	22.009	1:34.139 (1)	93.05		12:17:04.500
3 -	29.952	42.293	22.228	1:34.473 (3)	92.72	0.334	12:18:38.973
4 -	29.986	42.225	22.216	1:34.427 (2)	92.76	0.288	12:20:13.400
5 -	30.214	42.984	22.341	1:35.539	91.68	1.400	12:21:48.939
6 -	30.350	42.870	22.318	1:35.538	91.68	1.399	12:23:24.477
7 -	30.388	42.842	22.356	1:35.586	91.64	1.447	12:25:00.063
8 -	30.902	43.325	22.784	1:37.011	90.29	2.872	12:26:37.074
9 -	30.983	43.237	22.589	1:36.809	90.48	2.670	12:28:13.883
10 -	31.021	43.730	22.884	1:37.635	89.72	3.496	12:29:51.518

P16 55		Matthew WREN		Suzuki GSXR - TBR performance			
IDEAL LAP TIME : 1:35.155		BEST LAP TIME : 1:35.510		DIFFERENCE : 0.355			
LAP	SECTOR 1	SECTOR 2	SECTOR 3	LAP TIME	MPH	DIFF	TIME OF DAY
1 -		43.481	22.131	1:44.009	84.22	8.499	12:15:31.202
2 -	30.576	42.929	22.030	1:35.535 (2)	91.69	0.025	12:17:06.737
3 -	30.507	43.552	22.313	1:36.372	90.89	0.862	12:18:43.109
4 -	30.501	42.957	22.401	1:35.859 (3)	91.38	0.349	12:20:18.968
5 -	30.497	42.628	22.385	1:35.510 (1)	91.71		12:21:54.478
6 -	30.611	43.039	22.257	1:35.907	91.33	0.397	12:23:30.385
7 -	30.683	43.373	22.252	1:36.308	90.95	0.798	12:25:06.693
8 -	30.877	42.960	22.371	1:36.208	91.05	0.698	12:26:42.901
9 -	30.972	43.054	22.623	1:36.649	90.63	1.139	12:28:19.550
10 -	30.794	43.113	22.590	1:36.497	90.77	0.987	12:29:56.047

BMCRC - MRO Championships 2022 - Rnd 6 @ Brands Hatch GP

Reactive Parts MRO Powerbikes inc Clubman 1000

RACE 6 - SECTOR ANALYSIS



SECTOR 1 = FL to I1, SECTOR 2 = I1 to I2, SECTOR 3 = I2 to FL, DIFF = Difference To Personal Best Lap, P = Crossed Finish Line in Pit Lane, D = Time Disallowed

P17 100 C		Antony HUNTER		Kawasaki ZX10R - Uncletoms motoring centre			
IDEAL LAP TIME : 1:35.341		BEST LAP TIME : 1:35.449		DIFFERENCE : 0.108			
LAP	SECTOR 1	SECTOR 2	SECTOR 3	LAP TIME	MPH	DIFF	TIME OF DAY
1 -		43.754	22.838	1:45.380	83.12	9.931	12:15:32.573
2 -	30.646	42.922	22.494	1:36.062	91.18	0.613	12:17:08.635
3 -	30.350	43.009	22.597	1:35.956	91.29	0.507	12:18:44.591
4 -	30.500	42.723	22.514	1:35.737 (2)	91.49	0.288	12:20:20.328
5 -	30.769	42.628	22.444	1:35.841 (3)	91.39	0.392	12:21:56.169
6 -	30.801	42.988	22.503	1:36.292	90.97	0.843	12:23:32.461
7 -	30.347	42.655	22.447	1:35.449 (1)	91.77		12:25:07.910
8 -	30.610	42.666	22.636	1:35.912	91.33	0.463	12:26:43.822
9 -	30.930	42.831	22.508	1:36.269	90.99	0.820	12:28:20.091
10 -	30.819	43.123	22.366	1:36.308	90.95	0.859	12:29:56.399

P18 334 C		Anthony BRANDISH		Suzuki GSXR 1000 - BW bespoke developments ltd			
IDEAL LAP TIME : 1:35.363		BEST LAP TIME : 1:35.448		DIFFERENCE : 0.085			
LAP	SECTOR 1	SECTOR 2	SECTOR 3	LAP TIME	MPH	DIFF	TIME OF DAY
1 -		43.049	22.101	1:43.012	85.03	7.564	12:15:30.205
2 -	30.890	42.997	22.079	1:35.966 (3)	91.28	0.518	12:17:06.171
3 -	30.972	44.039	22.114	1:37.125	90.19	1.677	12:18:43.296
4 -	31.038	43.003	22.309	1:36.350	90.91	0.902	12:20:19.646
5 -	30.614	42.810	22.024	1:35.448 (1)	91.77		12:21:55.094
6 -	30.667	42.851	21.939	1:35.457 (2)	91.76	0.009	12:23:30.551
7 -	30.904	43.424	22.221	1:36.549	90.72	1.101	12:25:07.100
8 -	30.820	43.046	22.191	1:36.057	91.19	0.609	12:26:43.157
9 -	31.331	43.096	22.846	1:37.273	90.05	1.825	12:28:20.430
10 -	30.961	43.254	22.032	1:36.247	91.01	0.799	12:29:56.677

P19 277 C		Adrian AVERRE		Ducati PANIGALE V4 - Ryders Alley Racing			
IDEAL LAP TIME : 1:35.361		BEST LAP TIME : 1:35.570		DIFFERENCE : 0.209			
LAP	SECTOR 1	SECTOR 2	SECTOR 3	LAP TIME	MPH	DIFF	TIME OF DAY
1 -		43.288	22.151	1:43.736	84.44	8.166	12:15:30.929
2 -	30.388	42.994	22.188	1:35.570 (1)	91.65		12:17:06.499
3 -	30.774	44.032	22.596	1:37.402	89.93	1.832	12:18:43.901
4 -	30.779	42.953	22.378	1:36.110 (3)	91.14	0.540	12:20:20.011
5 -	30.781	42.835	22.138	1:35.754 (2)	91.48	0.184	12:21:55.765
6 -	31.010	43.094	22.919	1:37.023	90.28	1.453	12:23:32.788
7 -	31.374	43.489	22.647	1:37.510	89.83	1.940	12:25:10.298
8 -	31.001	43.390	22.594	1:36.985	90.32	1.415	12:26:47.283
9 -	31.082	43.313	22.484	1:36.879	90.42	1.309	12:28:24.162
10 -	30.809	42.972	22.652	1:36.433	90.83	0.863	12:30:00.595

P20 86 C		Frederico LOPES		Yamaha R1 - FLR Procurement Ltd			
IDEAL LAP TIME : 1:34.155		BEST LAP TIME : 1:34.916		DIFFERENCE : 0.761			
LAP	SECTOR 1	SECTOR 2	SECTOR 3	LAP TIME	MPH	DIFF	TIME OF DAY
1 -		42.310	21.894	1:40.308	87.32	5.392	12:15:27.501
2 -	29.951			1:53.112	77.44	18.196	12:17:20.613
3 -	30.038	42.782	22.499	1:35.319	91.90	0.403	12:18:55.932
4 -	30.224	44.015	23.238	1:37.477	89.86	2.561	12:20:33.409
5 -	30.310	42.636	21.970	1:34.916 (1)	92.29		12:22:08.325
6 -	30.338	42.350	22.507	1:35.195 (2)	92.01	0.279	12:23:43.520
7 -	30.199	43.118	22.392	1:35.709	91.52	0.793	12:25:19.229
8 -	30.170	42.765	22.363	1:35.298 (3)	91.92	0.382	12:26:54.527
9 -	30.972	42.833	22.248	1:36.053	91.19	1.137	12:28:30.580
10 -	30.416	43.457	22.514	1:36.387	90.88	1.471	12:30:06.967

BMCRC - MRO Championships 2022 - Rnd 6 @ Brands Hatch GP

Reactive Parts MRO Powerbikes inc Clubman 1000

RACE 6 - SECTOR ANALYSIS



SECTOR 1 = FL to I1, SECTOR 2 = I1 to I2, SECTOR 3 = I2 to FL, DIFF = Difference To Personal Best Lap, P = Crossed Finish Line in Pit Lane, D = Time Disallowed

P21 333		Andrew HOUGHTON		BMW S1000RR - Bahnstormer BMW			
IDEAL LAP TIME : 1:36.970		BEST LAP TIME : 1:37.329		DIFFERENCE : 0.359			
LAP	SECTOR 1	SECTOR 2	SECTOR 3	LAP TIME	MPH	DIFF	TIME OF DAY
1 -		44.487	22.778	1:46.866	81.96	9.537	12:15:34.059
2 -	31.305	44.311	22.910	1:38.526	88.90	1.197	12:17:12.585
3 -	31.927	43.852	22.467	1:38.246	89.16	0.917	12:18:50.831
4 -	31.060	43.651	22.618	1:37.329 (1)	90.00		12:20:28.160
5 -	31.130	43.900	22.544	1:37.574 (2)	89.77	0.245	12:22:05.734
6 -	31.081	43.443	23.191	1:37.715 (3)	89.64	0.386	12:23:43.449
7 -	31.612	43.508	22.800	1:37.920	89.45	0.591	12:25:21.369
8 -	31.470	44.728	23.037	1:39.235	88.27	1.906	12:27:00.604
9 -	32.076	44.676	23.077	1:39.829	87.74	2.500	12:28:40.433
10 -	32.580	46.257	23.767	1:42.604	85.37	5.275	12:30:23.037

P22 125 C		Matthew CHAM		Kawasaki ZX10R - MFM Track Bikes			
IDEAL LAP TIME : 1:37.424		BEST LAP TIME : 1:37.961		DIFFERENCE : 0.537			
LAP	SECTOR 1	SECTOR 2	SECTOR 3	LAP TIME	MPH	DIFF	TIME OF DAY
1 -		44.168	22.477	1:45.739	82.84	7.778	12:15:32.932
2 -	31.267	43.680	23.014	1:37.961 (1)	89.42		12:17:10.893
3 -	31.744	44.148	22.691	1:38.583 (2)	88.85	0.622	12:18:49.476
4 -	31.556	44.280	23.232	1:39.068	88.42	1.107	12:20:28.544
5 -	31.457	44.564	22.695	1:38.716 (3)	88.73	0.755	12:22:07.260
6 -	31.540	44.314	23.001	1:38.855	88.61	0.894	12:23:46.115
7 -	31.793	44.592	23.456	1:39.841	87.73	1.880	12:25:25.956
8 -	31.704	44.793	22.878	1:39.375	88.14	1.414	12:27:05.331
9 -	31.821	45.080	23.102	1:40.003	87.59	2.042	12:28:45.334
10 -	31.510	45.199	23.153	1:39.862	87.71	1.901	12:30:25.196

P23 175 C		Arlindo PESTANA		BMW S1000RR - Pep's racing			
IDEAL LAP TIME : 1:37.941		BEST LAP TIME : 1:38.480		DIFFERENCE : 0.539			
LAP	SECTOR 1	SECTOR 2	SECTOR 3	LAP TIME	MPH	DIFF	TIME OF DAY
1 -		44.439	22.800	1:47.521	81.47	9.041	12:15:34.714
2 -	31.374	44.009	23.097	1:38.480 (1)	88.95		12:17:13.194
3 -	32.018	44.948	23.188	1:40.154	87.46	1.674	12:18:53.348
4 -	31.581	45.055	23.328	1:39.964	87.62	1.484	12:20:33.312
5 -	31.588	44.427	23.127	1:39.142	88.35	0.662	12:22:12.454
6 -	31.532	44.167	22.867	1:38.566 (2)	88.87	0.086	12:23:51.020
7 -	31.132	44.510	23.119	1:38.761 (3)	88.69	0.281	12:25:29.781
8 -	31.829	45.047	23.206	1:40.082	87.52	1.602	12:27:09.863
9 -	31.710	45.102	23.050	1:39.862	87.71	1.382	12:28:49.725
10 -	31.558	44.740	23.637	1:39.935	87.65	1.455	12:30:29.660

P24 22 C		Daniel MERCER		Honda CBR1000RR - Desperate Dan Racing			
IDEAL LAP TIME : 1:39.902		BEST LAP TIME : 1:40.049		DIFFERENCE : 0.147			
LAP	SECTOR 1	SECTOR 2	SECTOR 3	LAP TIME	MPH	DIFF	TIME OF DAY
1 -		44.964	23.180	1:48.850	80.47	8.801	12:15:36.043
2 -	32.237	44.747	23.124	1:40.108 (3)	87.50	0.059	12:17:16.151
3 -	32.057	45.187	23.849	1:41.093	86.65	1.044	12:18:57.244
4 -	32.263	44.904	23.338	1:40.505	87.15	0.456	12:20:37.749
5 -	32.176	44.780	23.136	1:40.092 (2)	87.51	0.043	12:22:17.841
6 -	32.122	44.721	23.206	1:40.049 (1)	87.55		12:23:57.890
7 -	32.976	45.272	23.530	1:41.778	86.06	1.729	12:25:39.668
8 -	32.465	44.800	23.179	1:40.444	87.21	0.395	12:27:20.112
9 -	32.479	45.220	24.060	1:41.759	86.08	1.710	12:29:01.871

BMCRC - MRO Championships 2022 - Rnd 6 @ Brands Hatch GP

Reactive Parts MRO Powerbikes inc Clubman 1000

RACE 6 - SECTOR ANALYSIS



SECTOR 1 = FL to I1, SECTOR 2 = I1 to I2, SECTOR 3 = I2 to FL, DIFF = Difference To Personal Best Lap, P = Crossed Finish Line in Pit Lane, D = Time Disallowed

P25 163 C		Steve SMULOVIC		Suzuki GSXR1000 - SFC Racing			
IDEAL LAP TIME : 1:41.118		BEST LAP TIME : 1:41.292		DIFFERENCE : 0.174			
LAP	SECTOR 1	SECTOR 2	SECTOR 3	LAP TIME	MPH	DIFF	TIME OF DAY
1 -		48.234	24.370	1:54.784	76.31	13.492	12:15:41.977
2 -	33.117	46.262	24.473	1:43.852	84.34	2.560	12:17:25.829
3 -	33.076	46.624	24.167	1:43.867	84.33	2.575	12:19:09.696
4 -	32.890	46.359	23.937	1:43.186	84.89	1.894	12:20:52.882
5 -	33.161	46.988	24.149	1:44.298	83.98	3.006	12:22:37.180
6 -	33.261	46.486	23.684	1:43.431	84.69	2.139	12:24:20.611
7 -	32.689	45.397	23.510	1:41.596 (2)	86.22	0.304	12:26:02.207
8 -	32.221	45.571	23.500	1:41.292 (1)	86.48		12:27:43.499
9 -	32.417	45.773	24.245	1:42.435 (3)	85.51	1.143	12:29:25.934

P26 60		Jack YOUNGE		Kawasaki ZX10R - Chase Timber products			
IDEAL LAP TIME : 1:32.177		BEST LAP TIME : 1:32.254		DIFFERENCE : 0.077			
LAP	SECTOR 1	SECTOR 2	SECTOR 3	LAP TIME	MPH	DIFF	TIME OF DAY
1 -		42.475	21.971	1:40.077	87.53	7.823	12:15:27.270
2 -	29.646	41.258	21.710	1:32.614 (2)	94.58	0.360	12:16:59.884
3 -	29.991	41.606	22.111	1:33.708	93.48	1.454	12:18:33.592
4 -	30.123	41.784	21.711	1:33.618	93.57	1.364	12:20:07.210
5 -	29.722	41.886	21.689	1:33.297	93.89	1.043	12:21:40.507
6 -	29.396	41.957	21.570	1:32.923 (3)	94.26	0.669	12:23:13.430
7 -	29.349	41.268	21.637	1:32.254 (1)	94.95		12:24:45.684
8 -	29.706	41.933	21.670	1:33.309	93.87	1.055	12:26:18.993

P27 50 C		Dan WELFORD		Suzuki GSXR 1000 - Sussex Security Installations			
IDEAL LAP TIME : 1:36.342		BEST LAP TIME : 1:36.675		DIFFERENCE : 0.333			
LAP	SECTOR 1	SECTOR 2	SECTOR 3	LAP TIME	MPH	DIFF	TIME OF DAY
1 -		43.954	22.890	1:45.450	83.07	8.775	12:15:32.643
2 -	30.984	43.321	22.457	1:36.762 (3)	90.52	0.087	12:17:09.405
3 -	30.742	43.255	22.678	1:36.675 (1)	90.61		12:18:46.080
4 -	30.965	43.444	22.345	1:36.754 (2)	90.53	0.079	12:20:22.834
5 -	31.062	43.817	23.111	1:37.990	89.39	1.315	12:22:00.824
6 -	31.653	43.592	23.120	1:38.365	89.05	1.690	12:23:39.189

P28 281 C		Daniel FARLEY		Suzuki GSXR - F-TECH FIRE & ELECTRICAL LTD			
IDEAL LAP TIME : 1:38.273		BEST LAP TIME : 1:38.455		DIFFERENCE : 0.182			
LAP	SECTOR 1	SECTOR 2	SECTOR 3	LAP TIME	MPH	DIFF	TIME OF DAY
1 -		44.478	22.632	1:46.479	82.26	8.024	12:15:33.672
2 -	31.405	44.236	22.814	1:38.455 (1)	88.97		12:17:12.127
3 -	32.456	45.323	22.800	1:40.579 (3)	87.09	2.124	12:18:52.706
4 -	31.963	45.125	23.374	1:40.462 (2)	87.19	2.007	12:20:33.168
5 -	32.907	46.129	23.283	1:42.319	85.61	3.864	12:22:15.487
6 -	32.410	46.330	23.467	1:42.207	85.70	3.752	12:23:57.694

P29 7 C		Seb JENKINS		Suzuki GSX-R 1000 - Long hours and hard graft			
IDEAL LAP TIME : 1:33.810		BEST LAP TIME : 1:33.896		DIFFERENCE : 0.086			
LAP	SECTOR 1	SECTOR 2	SECTOR 3	LAP TIME	MPH	DIFF	TIME OF DAY
1 -		42.476	22.108	1:42.192	85.71	8.296	12:15:29.385
2 -	30.125	41.889	21.882	1:33.896 (1)	93.29		12:17:03.281

BMCRC - MRO Championships 2022 - Rnd 6 @ Brands Hatch GP

Reactive Parts MRO Powerbikes inc Clubman 1000

RACE 6 - BEST SECTORS

SECTOR 1			SECTOR 2			SECTOR 3			IDEAL / BEST COMPARISON						
POS	NO	NAME	TIME	NO	NAME	TIME	NO	NAME	TIME	POS	NO	NAME	IDEAL	BEST	DIFF
													PERFECT LAP	1:29.453	
1	26	WAINWRIGHT	28.547	26	WAINWRIGHT	40.120	26	WAINWRIGHT	20.786	1	26	WAINWRIGHT	1:29.453	1:29.687	0.234
2	9	DIXON	28.569	71	NORTON	40.167	71	NORTON	20.843	2	9	DIXON	1:29.621	1:29.680	0.059
3	71	NORTON	28.742	9	DIXON	40.193	9	DIXON	20.859	3	71	NORTON	1:29.752	1:29.796	0.044
4	449	WALLINGTON	28.980	98	DICKINSON	40.417	711	THORNTON	21.122	4	98	DICKINSON	1:30.870	1:30.993	0.123
5	711	THORNTON	28.982	449	WALLINGTON	40.979	98	DICKINSON	21.194	5	711	THORNTON	1:31.084	1:31.249	0.165
6	53	McGLYNN	29.195	711	THORNTON	40.980	33	NEEVES	21.234	6	449	WALLINGTON	1:31.341	1:31.411	0.070
7	110	CLARKE	29.210	28	ALLSOP	41.008	53	McGLYNN	21.311	7	28	ALLSOP	1:31.734	1:32.083	0.349
8	98	DICKINSON	29.259	2	BAKER	41.046	449	WALLINGTON	21.382	8	53	McGLYNN	1:31.811	1:32.318	0.507
9	28	ALLSOP	29.331	33	NEEVES	41.229	28	ALLSOP	21.395	9	33	NEEVES	1:31.923	1:31.923	0.000
10	60	YOUNGE	29.349	60	YOUNGE	41.258	2	BAKER	21.527	10	2	BAKER	1:32.101	1:32.216	0.115
11	33	NEEVES	29.460	53	McGLYNN	41.305	141	HUNTE	21.534	11	60	YOUNGE	1:32.177	1:32.254	0.077
12	2	BAKER	29.528	110	CLARKE	41.379	60	YOUNGE	21.570	12	110	CLARKE	1:32.290	1:32.623	0.333
13	21	CROUCHER	29.577	141	HUNTE	41.430	133	NEEVES	21.662	13	141	HUNTE	1:32.645	1:32.841	0.196
14	141	HUNTE	29.681	21	CROUCHER	41.745	21	CROUCHER	21.665	14	21	CROUCHER	1:32.987	1:33.383	0.396
15	86	LOPES	29.951	7	JENKINS	41.865	110	CLARKE	21.701	15	133	NEEVES	1:33.725	1:34.029	0.304
16	222	ROOKE	29.952	133	NEEVES	41.989	7	JENKINS	21.882	16	7	JENKINS	1:33.810	1:33.896	0.086
17	7	JENKINS	30.063	222	ROOKE	42.094	86	LOPES	21.894	17	222	ROOKE	1:34.055	1:34.139	0.084
18	133	NEEVES	30.074	86	LOPES	42.310	334	BRANDISH	21.939	18	86	LOPES	1:34.155	1:34.916	0.761
19	100	HUNTER	30.347	55	WREN	42.628	222	ROOKE	22.009	19	55	WREN	1:35.155	1:35.510	0.355
20	277	AVERRE	30.388	100	HUNTER	42.628	55	WREN	22.030	20	100	HUNTER	1:35.341	1:35.449	0.108
21	55	WREN	30.497	334	BRANDISH	42.810	277	AVERRE	22.138	21	277	AVERRE	1:35.361	1:35.570	0.209
22	334	BRANDISH	30.614	277	AVERRE	42.835	50	WELFORD	22.345	22	334	BRANDISH	1:35.363	1:35.448	0.085
23	50	WELFORD	30.742	50	WELFORD	43.255	100	HUNTER	22.366	23	50	WELFORD	1:36.342	1:36.675	0.333
24	333	HOUGHTON	31.060	333	HOUGHTON	43.443	333	HOUGHTON	22.467	24	333	HOUGHTON	1:36.970	1:37.329	0.359
25	175	PESTANA	31.132	125	CHAM	43.680	125	CHAM	22.477	25	125	CHAM	1:37.424	1:37.961	0.537
26	125	CHAM	31.267	175	PESTANA	44.009	281	FARLEY	22.632	26	175	PESTANA	1:37.941	1:38.480	0.539
27	281	FARLEY	31.405	281	FARLEY	44.236	175	PESTANA	22.800	27	281	FARLEY	1:38.273	1:38.455	0.182
28	22	MERCER	32.057	22	MERCER	44.721	22	MERCER	23.124	28	22	MERCER	1:39.902	1:40.049	0.147
29	163	SMULOVIC	32.221	163	SMULOVIC	45.397	163	SMULOVIC	23.500	29	163	SMULOVIC	1:41.118	1:41.292	0.174

BMCRC - MRO Championships 2022 - Rnd 6 @ Brands Hatch GP

Reactive Parts MRO Powerbikes inc Clubman 1000

RACE 6 - STATISTICS

Competitors Started 29
Planned Start 2022-07-17 @ 12:00:00.000
Actual Start 2022-07-17 @ 12:13:47.192
Finish Time 2022-07-17 @ 12:28:58.365
Track Length 2.4332mi.
Total Laps 270
Total Distance Covered 656.9881mi.

Session Fastest Lap History

NO	CL	NAME	LAP TIME	TIME OF DAY	LAP	VEHICLE
26		Josh WAINWRIGHT	1:29.959	12:16:52.217	2	Honda CBR1000RR
26		Josh WAINWRIGHT	1:29.687	12:18:21.904	3	Honda CBR1000RR
9		Luke DIXON	1:29.680	12:18:22.890	3	BMW S1000RR

Session Leader History

NO	CL	NAME	FROM LAP	LAPS LED	DISTANCE	VEHICLE
26		Josh WAINWRIGHT	1	3	7.29 miles	Honda CBR1000RR
71		Tom NORTON	4	6	14.59 miles	Kawasaki ZX10
26		Josh WAINWRIGHT	10	1	2.43 miles	Honda CBR1000RR

Flag History

TYPE	TIME OF DAY
GREEN	12:13:47.192
FINISH	12:28:58.365

Flag Statistics

TYPE	COUNT	TOTAL LAPS	TOTAL TIME
Green	1	10	16:45.891
Red	0	0	0.000
Safety Car	0	0	0.000
FCY	0	0	0.000

BMCRC - MRO Championships 2022 - Rnd 6 @ Brands Hatch GP

Reactive Parts MRO Powerbikes inc Clubman 1000

RACE 6 - STATISTICS

CLASS :

14 Starters

Fastest Lap History

NO	NAME	LAP TIME	TIME OF DAY	LAP	VEHICLE
26	Josh WAINWRIGHT	1:29.959	12:16:52.217	2	Honda CBR1000RR
26	Josh WAINWRIGHT	1:29.687	12:18:21.904	3	Honda CBR1000RR
9	Luke DIXON	1:29.680	12:18:22.890	3	BMW S1000RR

Leader History

NO	NAME	FROM LAP	LAPS LED	DISTANCE	VEHICLE
26	Josh WAINWRIGHT	1	3	7.29 miles	Honda CBR1000RR
71	Tom NORTON	4	6	14.59 miles	Kawasaki ZX10
26	Josh WAINWRIGHT	10	1	2.43 miles	Honda CBR1000RR

BMCRC - MRO Championships 2022 - Rnd 6 @ Brands Hatch GP

Reactive Parts MRO Powerbikes inc Clubman 1000

RACE 6 - STATISTICS

CLASS : C

15 Starters

Fastest Lap History

NO	NAME	LAP TIME	TIME OF DAY	LAP	VEHICLE
449	Luke WALLINGTON	1:31.411	12:16:56.477	2	Yamaha R1 4C8

Leader History

NO	NAME	FROM LAP	LAPS LED	DISTANCE	VEHICLE
449	Luke WALLINGTON	1	7	17.03 miles	Yamaha R1 4C8
53	Seamus McGLYNN	8	3	7.29 miles	Yamaha R1

BMCRC - MRO Championships 2022 - Rnd 6 @ Brands Hatch GP



Reactive Parts MRO Powerbikes inc Clubman 1000

RACE 16 - GRID (10 Laps)

ROW 12	35	263	Riccardo BIGUZZI	34	89	Craig SHARMAN			
ROW 11	33	34	Ben CHEESEMAN	32	23	Harry HINCHCLIFFE	31	188	Dawid KRAWIECKI
ROW 10	30	172	Sam OSBORNE	29	163	Steve SMULOVIC	28	22	Daniel MERCER
ROW 9	27	175	Arlindo PESTANA	26	281	Daniel FARLEY	25	125	Matthew CHAM
ROW 8	24	333	Andrew HOUGHTON	23	50	Dan WELFORD	22	277	Adrian AVERRE
ROW 7	21	55	Matthew WREN	20	100	Antony HUNTER	19	334	Anthony BRANDISH
ROW 6	18	86	Frederico LOPES	17	222	Phil ROOKE	16	133	Ben NEEVES
ROW 5	15	7	Seb JENKINS	14	21	Jack CROUCHER	13	141	Ramone HUNTE
ROW 4	12	110	Michael CLARKE	11	53	Seamus McGLYNN	10	60	Jack YOUNGE
ROW 3	9	2	Peter BAKER	8	28	Greg ALLSOP	7	33	Michael NEEVES
ROW 2	6	449	Luke WALLINGTON	5	711	Ritchie THORNTON	4	98	Rick DICKINSON
ROW 1	3	71	Tom NORTON	2	26	Josh WAINWRIGHT	1	9	Luke DIXON

Pole

Brands Hatch GP: 2.4332 miles

These results are provisional until the conclusion of any judicial and technical matters.

Clerk Of Course :	Stewards :	Timekeeper : <i>Craig Smith</i>
-------------------	------------	------------------------------------

Results can be found at www.tsl-timing.com

Printed - 12:32 Sunday, 17 July 2022



BMCRC - MRO Championships 2022 - Rnd 6 @ Brands Hatch GP

Reactive Parts MRO Powerbikes inc Clubman 1000

RACE 16 - CLASSIFICATION



POS	NO	CL	PIC NAME	ENTRY	LAPS	TIME	GAP	DIFF	MPH	BEST	ON
1	26		1 Josh WAINWRIGHT	Honda CBR1000RR - JW MOT Centre	10	15:04.536			96.84	1:29.694	2
2	71		2 Tom NORTON	Kawasaki ZX10 -	10	15:11.813	7.277	7.277	96.07	1:29.429	2
3	98		3 Rick DICKINSON	Ducati PANIGALE V4 - MotorcycleRaceParts.co.uk	10	15:17.724	13.188	5.911	95.45	1:30.661	6
4	9		4 Luke DIXON	BMW S1000RR -	10	15:19.040	14.504	1.316	95.31	1:30.241	2
5	711		5 Ritchie THORNTON	Kawasaki ZX10R - Team 71	10	15:22.156	17.620	3.116	94.99	1:30.938	8
6	28		6 Greg ALLSOP	Yamaha R1 - Allsop Construction Services Ltd	10	15:26.361	21.825	4.205	94.56	1:31.327	6
7	449	C	1 Luke WALLINGTON	Yamaha R1 4C8 - BW Bespoke Developments Ltd	10	15:26.402	21.866	0.041	94.55	1:31.477	4
8	33		7 Michael NEEVES	BMW S1000RR - Prime Factors Racing	10	15:27.197	22.661	0.795	94.47	1:31.571	4
9	2		8 Peter BAKER	Kawasaki ZX10R - TJ & Peter Baker MC/Dodfrey En	10	15:30.136	25.600	2.939	94.17	1:31.636	3
10	53	C	2 Seamus McGLYNN	Yamaha R1 -	10	15:34.925	30.389	4.789	93.69	1:32.500	9
11	21		9 Jack CROUCHER	Kawasaki ZX10R - Trendy lofts	10	15:39.893	35.357	4.968	93.20	1:32.260	6
12	110	C	3 Michael CLARKE	Yamaha R1 - BIKEBASE - MX5 PARTS WAREHOU:	10	15:52.802	48.266	12.909	91.93	1:33.168	2
13	86	C	4 Frederico LOPES	Yamaha R1 - FLR Procurement Ltd	10	16:00.022	55.486	7.220	91.24	1:34.117	5
14	222	C	5 Phil ROOKE	Kawasaki ZX10R - GW HIGHWAYS & CLEARWAY	10	16:00.157	55.621	0.135	91.23	1:34.667	10
15	133		10 Ben NEEVES	BMW S1000RR -	10	16:03.194	58.658	3.037	90.94	1:34.988	10
16	277	C	6 Adrian AVERRE	Ducati PANIGALE V4 - Ryders Alley Racing	10	16:12.710	1:08.174	9.516	90.05	1:35.652	3
17	334*	C	7 Anthony BRANDISH	Suzuki GSXR 1000 - BW bespoke developments ltd	10	16:14.005	1:09.469	1.295	89.93	1:35.097	2
18	333		11 Andrew HOUGHTON	BMW S1000RR - Bahnstormer BMW	10	16:23.976	1:19.440	9.971	89.02	1:37.119	4
19	100	C	8 Antony HUNTER	Kawasaki ZX10R - Uncletoms motoring centre	10	16:24.579	1:20.043	0.603	88.97	1:37.110	2
20	22	C	9 Daniel MERCER	Honda CBR1000RR - Desperate Dan Racing	9	15:12.694	1 Lap	1 Lap	86.38	1:39.728	5
21	163	C	10 Steve SMULOVIC	Suzuki GSXR1000 - SFC Racing	9	15:29.981	1 Lap	17.287	84.77	1:42.008	4

NOT CLASSIFIED

DNF	125	C	Matthew CHAM	Kawasaki ZX10R - MFM Track Bikes	8	13:29.398	2 Laps	1 Lap	86.58	1:38.958	2
DNF	7	C	Seb JENKINS	Suzuki GSX-R 1000 - Long hours and hard graft	5	8:01.194	5 Laps	3 Laps	91.02	1:34.243	3
DNF	141		Ramone HUNTE	Yamaha R1 - my wallet.com	3	4:48.475	7 Laps	2 Laps	91.09	1:34.080	3

FASTEST LAP

	71		Tom NORTON	Kawasaki ZX10 -	2	1:29.429			97.95 mph	157.64 kph	
	449	C	Luke WALLINGTON	Yamaha R1 4C8 - BW Bespoke Developments Ltd	4	1:31.477			95.76 mph	154.11 kph	

* Bike 334 - 10 second penalty - jump start
 Class - 92.5% of Race Speed = 89.57 mph
 Class C - 92.5% of Race Speed = 87.45 mph

Weather / Track : Sunny / Dry

These results are provisional until the conclusion of any judicial and technical matters.

Race Distance: 10 Laps / 24.33 miles

Brands Hatch GP: 2.4332 miles

Date: 17/07/2022 Start: 16:04 Finish: 16:19

Clerk Of Course :	Stewards :	Timekeeper : <i>Craig Smith</i>
-------------------	------------	------------------------------------

Results can be found at www.tsl-timing.com

Printed - 16:21 Sunday, 17 July 2022



BMCRC - MRO Championships 2022 - Rnd 6 @ Brands Hatch GP

Reactive Parts MRO Powerbikes inc Clubman 1000

RACE 16 - LAP CHART

LAP 1 @ 16:06:29.145

NO	BEHIND	LAP TIME
26		1:34.550
71	0.496	1:35.046
9	1.148	1:35.698
98	1.628	1:36.178
449	2.485	1:37.035
711	2.887	1:37.437
33	3.223	1:37.773
2	3.792	1:38.342
28	3.986	1:38.536
53	5.115	1:39.665
110	5.610	1:40.160
141	5.749	1:40.299
21	5.920	1:40.470
334	6.938	1:41.488
133	7.303	1:41.853
7	7.615	1:42.165
86	8.110	1:42.660
222	8.360	1:42.910
100	9.260	1:43.810
125	9.983	1:44.533
277	10.517	1:45.067
333	11.029	1:45.579
22	13.688	1:48.238
163	15.925	1:50.475

LAP 2 @ 16:07:58.839

NO	BEHIND	LAP TIME
26		1:29.694
71	0.231	1:29.429
9	1.695	1:30.241
98	2.771	1:30.837
449	4.468	1:31.677
711	4.798	1:31.605
33	5.329	1:31.800
2	5.867	1:31.769
28	6.002	1:31.710
53	8.437	1:33.016
110	9.084	1:33.168
21	9.121	1:32.895
141	10.151	1:34.096
334	12.341	1:35.097
7	12.784	1:34.863
133	12.948	1:35.339
86	13.293	1:34.877
222	13.970	1:35.304
277	16.666	1:35.843
100	16.676	1:37.110
333	18.937	1:37.602
125	19.247	1:38.958
22	23.999	1:40.005
163	29.155	1:42.924

LAP 3 @ 16:09:28.576

NO	BEHIND	LAP TIME
26		1:29.737
71	0.072	1:29.578
9	2.405	1:30.447
98	3.929	1:30.895
449	6.242	1:31.511
711	6.591	1:31.530
33	7.323	1:31.731
2	7.766	1:31.636

28	7.944	1:31.679
53	11.305	1:32.605
21	11.850	1:32.466
110	12.946	1:33.599
141	14.494	1:34.080
7	17.290	1:34.243
334	18.279	1:35.675
133	18.562	1:35.351
86	18.822	1:35.266
222	19.201	1:34.968
277	22.581	1:35.652
100	24.880	1:37.941
333	26.569	1:37.369
125	30.168	1:40.658
22	34.690	1:40.428
163	42.215	1:42.797

LAP 4 @ 16:10:58.406

NO	BEHIND	LAP TIME
26		1:29.830
71	0.175	1:29.933
9	3.921	1:31.346
98	5.286	1:31.187
449	7.889	1:31.477
711	8.444	1:31.683
33	9.064	1:31.571
2	9.979	1:32.043
28	10.067	1:31.953
21	14.389	1:32.369
53	14.479	1:33.004
110	16.760	1:33.644
7	22.165	1:34.705
86	24.158	1:35.166
334	24.534	1:36.085
222	24.716	1:35.345
133	25.099	1:36.367
277	28.938	1:36.187
100	32.750	1:37.700
333	33.858	1:37.119
125	41.307	1:40.969
22	45.028	1:40.168
163	54.393	1:42.008

LAP 5 @ 16:12:29.343

NO	BEHIND	LAP TIME
26		1:30.937
71	0.070	1:30.832
9	4.591	1:31.607
98	5.767	1:31.418
449	8.767	1:31.815
711	9.059	1:31.552
33	9.771	1:31.644
28	10.975	1:31.845
2	11.885	1:32.843
21	16.203	1:32.751
53	16.333	1:32.791
110	19.982	1:34.159
7	26.446	1:35.218
86	27.338	1:34.117
222	28.564	1:34.785
334	29.737	1:36.140
133	30.211	1:36.049
277	34.176	1:36.175
333	40.493	1:37.572
100	40.541	1:38.728

125	52.490	1:42.120
22	53.819	1:39.728
163	1:05.741	1:42.285

LAP 6 @ 16:13:59.393

NO	BEHIND	LAP TIME
26		1:30.050
71	0.108	1:30.088
9	5.389	1:30.848
98	6.378	1:30.661
449	10.673	1:31.956
711	10.754	1:31.745
33	11.831	1:32.110
28	12.252	1:31.327
2	13.915	1:32.080
21	18.413	1:32.260
53	18.914	1:32.631
110	24.503	1:34.571
86	31.814	1:34.526
222	33.237	1:34.723
334	35.730	1:36.043
133	36.017	1:35.856
277	40.612	1:36.486
333	47.811	1:37.368
100	48.406	1:37.915
125	1:03.845	1:41.405
22	1:04.362	1:40.593
163	1:18.207	1:42.516

LAP 7 @ 16:15:29.379

NO	BEHIND	LAP TIME
26		1:29.986
71	0.592	1:30.470
98	7.637	1:31.245
9	7.838	1:32.435
711	11.985	1:31.217
449	13.524	1:32.837
33	13.758	1:31.913
28	13.951	1:31.685
2	16.425	1:32.496
21	21.744	1:33.317
53	21.825	1:32.897
110	29.997	1:35.480
86	37.788	1:35.960
222	38.601	1:35.350
334	41.730	1:35.986
133	41.865	1:35.834
277	46.969	1:36.343
333	55.606	1:37.781
100	56.118	1:37.698
125	1:14.510	1:40.651
22	1:14.926	1:40.550

LAP 8 @ 16:16:59.328

NO	BEHIND	LAP TIME
26		1:29.949
71	0.265	1:29.622
163	1 Lap	1:42.296
98	9.229	1:31.541
9	9.768	1:31.879
711	12.974	1:30.938
449	16.144	1:32.569
33	16.214	1:32.405
28	16.496	1:32.494

2	19.382	1:32.906
53	24.733	1:32.857
21	26.190	1:34.395
110	35.970	1:35.922
86	43.660	1:35.821
222	44.692	1:36.040
334	47.826	1:36.045
133	47.904	1:35.988
277	53.616	1:36.596
333	1:03.787	1:38.130
100	1:04.170	1:38.001
125	1:24.665	1:40.104
22	1:25.730	1:40.753

LAP 9 @ 16:18:29.336

NO	BEHIND	LAP TIME
26		1:30.008
71	0.937	1:30.680
98	10.979	1:31.758
9	12.235	1:32.475
163	1 Lap	1:42.057
711	14.719	1:31.753
449	18.662	1:32.526
28	19.003	1:32.515
33	19.200	1:32.994
2	22.414	1:33.040
53	27.225	1:32.500
21	30.699	1:34.517
110	41.666	1:35.704
222	50.749	1:36.065
86	50.822	1:37.170
133	53.465	1:35.569
334	53.815	1:35.997
277	1:00.866	1:37.258
333	1:11.959	1:38.180
100	1:12.255	1:38.093

LAP 10 @ 16:19:59.131

NO	BEHIND	LAP TIME
26		1:29.795
71	7.277	1:36.135
22	1 Lap	1:42.231
98	13.188	1:32.004
9	14.504	1:32.064
711	17.620	1:32.696
28	21.825	1:32.617
449	21.866	1:32.999
33	22.661	1:33.256
163	1 Lap	1:42.623
2	25.600	1:32.981
53	30.389	1:32.959
21	35.357	1:34.453
110	48.266	1:36.395
86	55.486	1:34.459
222	55.621	1:34.667
133	58.658	1:34.988
334	59.469	1:35.449
277	1:08.174	1:37.103
333	1:19.440	1:37.276
100	1:20.043	1:37.583

BMCRC - MRO Championships 2022 - Rnd 6 @ Brands Hatch GP

Reactive Parts MRO Powerbikes inc Clubman 1000

RACE 16 - SECTOR ANALYSIS



SECTOR 1 = FL to I1, SECTOR 2 = I1 to I2, SECTOR 3 = I2 to FL, DIFF = Difference To Personal Best Lap, P = Crossed Finish Line in Pit Lane, D = Time Disallowed

P1 26		Josh WAINWRIGHT		Honda CBR1000RR - JW MOT Centre			
IDEAL LAP TIME : 1:29.568		BEST LAP TIME : 1:29.694		DIFFERENCE : 0.126			
LAP	SECTOR 1	SECTOR 2	SECTOR 3	LAP TIME	MPH	DIFF	TIME OF DAY
1 -		40.642	20.875	1:34.550	92.64	4.856	16:06:29.145
2 -	28.557	40.231	20.906	1:29.694 (1)	97.66		16:07:58.839
3 -	28.495	40.225	21.017	1:29.737 (2)	97.61	0.043	16:09:28.576
4 -	28.580	40.301	20.949	1:29.830	97.51	0.136	16:10:58.406
5 -	28.919	40.626	21.392	1:30.937	96.32	1.243	16:12:29.343
6 -	28.765	40.198	21.087	1:30.050	97.27	0.356	16:13:59.393
7 -	28.583	40.378	21.025	1:29.986	97.34	0.292	16:15:29.379
8 -	28.643	40.230	21.076	1:29.949	97.38	0.255	16:16:59.328
9 -	28.634	40.310	21.064	1:30.008	97.32	0.314	16:18:29.336
10 -	28.518	40.329	20.948	1:29.795 (3)	97.55	0.101	16:19:59.131

P2 71		Tom NORTON		Kawasaki ZX10 -			
IDEAL LAP TIME : 1:29.297		BEST LAP TIME : 1:29.429		DIFFERENCE : 0.132			
LAP	SECTOR 1	SECTOR 2	SECTOR 3	LAP TIME	MPH	DIFF	TIME OF DAY
1 -		40.213	20.871	1:35.046	92.16	5.617	16:06:29.641
2 -	28.645	39.809	20.975	1:29.429 (1)	97.95		16:07:59.070
3 -	28.678	40.050	20.850	1:29.578 (2)	97.79	0.149	16:09:28.648
4 -	28.962	40.056	20.915	1:29.933	97.40	0.504	16:10:58.581
5 -	28.934	40.605	21.293	1:30.832	96.44	1.403	16:12:29.413
6 -	28.891	40.218	20.979	1:30.088	97.23	0.659	16:13:59.501
7 -	29.328	40.299	20.843	1:30.470	96.82	1.041	16:15:29.971
8 -	28.742	39.937	20.943	1:29.622 (3)	97.74	0.193	16:16:59.593
9 -	29.278	40.362	21.040	1:30.680	96.60	1.251	16:18:30.273
10 -	29.235	44.573	22.327	1:36.135	91.12	6.706	16:20:06.408

P3 98		Rick DICKINSON		Ducati PANIGALE V4 - MotorcycleRaceParts.co.uk			
IDEAL LAP TIME : 1:30.233		BEST LAP TIME : 1:30.661		DIFFERENCE : 0.428			
LAP	SECTOR 1	SECTOR 2	SECTOR 3	LAP TIME	MPH	DIFF	TIME OF DAY
1 -		40.713	21.063	1:36.178	91.07	5.517	16:06:30.773
2 -	29.542	40.151	21.144	1:30.837 (2)	96.43	0.176	16:08:01.610
3 -	29.312	40.501	21.082	1:30.895 (3)	96.37	0.234	16:09:32.505
4 -	29.290	40.448	21.449	1:31.187	96.06	0.526	16:11:03.692
5 -	29.409	40.751	21.258	1:31.418	95.82	0.757	16:12:35.110
6 -	29.229	40.368	21.064	1:30.661 (1)	96.62		16:14:05.771
7 -	29.019	40.890	21.336	1:31.245	96.00	0.584	16:15:37.016
8 -	29.491	40.662	21.388	1:31.541	95.69	0.880	16:17:08.557
9 -	29.450	40.832	21.476	1:31.758	95.46	1.097	16:18:40.315
10 -	29.480	41.053	21.471	1:32.004	95.21	1.343	16:20:12.319

P4 9		Luke DIXON		BMW S1000RR -			
IDEAL LAP TIME : 1:30.241		BEST LAP TIME : 1:30.241		DIFFERENCE : 0.000			
LAP	SECTOR 1	SECTOR 2	SECTOR 3	LAP TIME	MPH	DIFF	TIME OF DAY
1 -		40.787	21.221	1:35.698	91.53	5.457	16:06:30.293
2 -	28.872	40.356	21.013	1:30.241 (1)	97.07		16:08:00.534
3 -	28.968	40.466	21.013	1:30.447 (2)	96.85	0.206	16:09:30.981
4 -	29.388	40.648	21.310	1:31.346	95.89	1.105	16:11:02.327
5 -	29.108	41.178	21.321	1:31.607	95.62	1.366	16:12:33.934
6 -	28.930	40.813	21.105	1:30.848 (3)	96.42	0.607	16:14:04.782
7 -	29.387	41.641	21.407	1:32.435	94.76	2.194	16:15:37.217
8 -	29.423	41.063	21.393	1:31.879	95.34	1.638	16:17:09.096
9 -	29.348	41.489	21.638	1:32.475	94.72	2.234	16:18:41.571
10 -	29.322	41.176	21.566	1:32.064	95.14	1.823	16:20:13.635

BMCRC - MRO Championships 2022 - Rnd 6 @ Brands Hatch GP

Reactive Parts MRO Powerbikes inc Clubman 1000

RACE 16 - SECTOR ANALYSIS



SECTOR 1 = FL to I1, SECTOR 2 = I1 to I2, SECTOR 3 = I2 to FL, DIFF = Difference To Personal Best Lap, P = Crossed Finish Line in Pit Lane, D = Time Disallowed

P5 711		Ritchie THORNTON		Kawasaki ZX10R - Team 71			
IDEAL LAP TIME : 1:30.938		BEST LAP TIME : 1:30.938		DIFFERENCE : 0.000			
LAP	SECTOR 1	SECTOR 2	SECTOR 3	LAP TIME	MPH	DIFF	TIME OF DAY
1 -		41.331	21.294	1:37.437	89.90	6.499	16:06:32.032
2 -	29.244	41.164	21.197	1:31.605	95.62	0.667	16:08:03.637
3 -	29.251	41.057	21.222	1:31.530 (3)	95.70	0.592	16:09:35.167
4 -	29.089	41.251	21.343	1:31.683	95.54	0.745	16:11:06.850
5 -	29.217	41.177	21.158	1:31.552	95.68	0.614	16:12:38.402
6 -	29.191	41.215	21.339	1:31.745	95.48	0.807	16:14:10.147
7 -	29.105	40.952	21.160	1:31.217 (2)	96.03	0.279	16:15:41.364
8 -	29.001	40.824	21.113	1:30.938 (1)	96.32		16:17:12.302
9 -	29.321	41.302	21.130	1:31.753	95.47	0.815	16:18:44.055
10 -	29.598	41.538	21.560	1:32.696	94.50	1.758	16:20:16.751

P6 28		Greg ALLSOP		Yamaha R1 - Allsop Construction Services Ltd			
IDEAL LAP TIME : 1:31.098		BEST LAP TIME : 1:31.327		DIFFERENCE : 0.229			
LAP	SECTOR 1	SECTOR 2	SECTOR 3	LAP TIME	MPH	DIFF	TIME OF DAY
1 -		41.604	21.184	1:38.536	88.89	7.209	16:06:33.131
2 -	29.620	40.959	21.131	1:31.710	95.51	0.383	16:08:04.841
3 -	29.642	40.712	21.325	1:31.679 (2)	95.54	0.352	16:09:36.520
4 -	29.548	41.100	21.305	1:31.953	95.26	0.626	16:11:08.473
5 -	29.905	40.818	21.122	1:31.845	95.37	0.518	16:12:40.318
6 -	29.264	40.727	21.336	1:31.327 (1)	95.91		16:14:11.645
7 -	29.492	40.951	21.242	1:31.685 (3)	95.54	0.358	16:15:43.330
8 -	29.791	41.169	21.534	1:32.494	94.70	1.167	16:17:15.824
9 -	29.872	41.101	21.542	1:32.515	94.68	1.188	16:18:48.339
10 -	29.292	41.649	21.676	1:32.617	94.58	1.290	16:20:20.956

P7 449 C		Luke WALLINGTON		Yamaha R1 4C8 - BW Bespoke Developments Ltd			
IDEAL LAP TIME : 1:31.139		BEST LAP TIME : 1:31.477		DIFFERENCE : 0.338			
LAP	SECTOR 1	SECTOR 2	SECTOR 3	LAP TIME	MPH	DIFF	TIME OF DAY
1 -		41.228	21.394	1:37.035	90.27	5.558	16:06:31.630
2 -	29.436	40.921	21.320	1:31.677 (3)	95.55	0.200	16:08:03.307
3 -	28.957	41.134	21.420	1:31.511 (2)	95.72	0.034	16:09:34.818
4 -	29.046	41.099	21.332	1:31.477 (1)	95.76		16:11:06.295
5 -	29.375	41.177	21.263	1:31.815	95.40	0.338	16:12:38.110
6 -	28.955	41.304	21.697	1:31.956	95.26	0.479	16:14:10.066
7 -	29.719	41.372	21.746	1:32.837	94.35	1.360	16:15:42.903
8 -	29.211	41.695	21.663	1:32.569	94.63	1.092	16:17:15.472
9 -	29.270	41.609	21.647	1:32.526	94.67	1.049	16:18:47.998
10 -	29.338	42.277	21.384	1:32.999	94.19	1.522	16:20:20.997

P8 33		Michael NEEVES		BMW S1000RR - Prime Factors Racing			
IDEAL LAP TIME : 1:31.458		BEST LAP TIME : 1:31.571		DIFFERENCE : 0.113			
LAP	SECTOR 1	SECTOR 2	SECTOR 3	LAP TIME	MPH	DIFF	TIME OF DAY
1 -		41.531	21.216	1:37.773	89.59	6.202	16:06:32.368
2 -	29.536	41.097	21.167	1:31.800	95.42	0.229	16:08:04.168
3 -	29.484	41.037	21.210	1:31.731 (3)	95.49	0.160	16:09:35.899
4 -	29.410	40.960	21.201	1:31.571 (1)	95.66		16:11:07.470
5 -	29.504	40.881	21.259	1:31.644 (2)	95.58	0.073	16:12:39.114
6 -	29.658	41.059	21.393	1:32.110	95.10	0.539	16:14:11.224
7 -	29.518	41.128	21.267	1:31.913	95.30	0.342	16:15:43.137
8 -	29.507	41.484	21.414	1:32.405	94.79	0.834	16:17:15.542
9 -	29.743	41.360	21.891	1:32.994	94.19	1.423	16:18:48.536
10 -	29.643	42.095	21.518	1:33.256	93.93	1.685	16:20:21.792

BMCRC - MRO Championships 2022 - Rnd 6 @ Brands Hatch GP

Reactive Parts MRO Powerbikes inc Clubman 1000

RACE 16 - SECTOR ANALYSIS



SECTOR 1 = FL to I1, SECTOR 2 = I1 to I2, SECTOR 3 = I2 to FL, DIFF = Difference To Personal Best Lap, P = Crossed Finish Line in Pit Lane, D = Time Disallowed

P9 2		Peter BAKER		Kawasaki ZX10R - TJ & Peter Baker MC/Dodfrey Eng			
IDEAL LAP TIME : 1:31.524		BEST LAP TIME : 1:31.636		DIFFERENCE : 0.112			
LAP	SECTOR 1	SECTOR 2	SECTOR 3	LAP TIME	MPH	DIFF	TIME OF DAY
1 -		41.418	21.578	1:38.342	89.07	6.706	16:06:32.937
2 -	29.540	40.877	21.352	1:31.769 (2)	95.45	0.133	16:08:04.706
3 -	29.324	40.848	21.464	1:31.636 (1)	95.59		16:09:36.342
4 -	29.505	41.074	21.464	1:32.043 (3)	95.17	0.407	16:11:08.385
5 -	29.985	41.295	21.563	1:32.843	94.35	1.207	16:12:41.228
6 -	29.331	41.294	21.455	1:32.080	95.13	0.444	16:14:13.308
7 -	29.504	41.368	21.624	1:32.496	94.70	0.860	16:15:45.804
8 -	29.606	41.448	21.852	1:32.906	94.28	1.270	16:17:18.710
9 -	29.926	41.578	21.536	1:33.040	94.15	1.404	16:18:51.750
10 -	29.522	41.860	21.599	1:32.981	94.21	1.345	16:20:24.731

P10 53 C		Seamus McGLYNN		Yamaha R1 -			
IDEAL LAP TIME : 1:32.029		BEST LAP TIME : 1:32.500		DIFFERENCE : 0.471			
LAP	SECTOR 1	SECTOR 2	SECTOR 3	LAP TIME	MPH	DIFF	TIME OF DAY
1 -		42.507	21.601	1:39.665	87.89	7.165	16:06:34.260
2 -	29.587	41.923	21.506	1:33.016	94.17	0.516	16:08:07.276
3 -	29.450	41.700	21.455	1:32.605 (2)	94.59	0.105	16:09:39.881
4 -	29.434	41.843	21.727	1:33.004	94.18	0.504	16:11:12.885
5 -	29.814	41.484	21.493	1:32.791	94.40	0.291	16:12:45.676
6 -	29.475	41.665	21.491	1:32.631 (3)	94.56	0.131	16:14:18.307
7 -	29.144	42.093	21.660	1:32.897	94.29	0.397	16:15:51.204
8 -	29.665	41.791	21.401	1:32.857	94.33	0.357	16:17:24.061
9 -	29.289	41.810	21.401	1:32.500 (1)	94.70		16:18:56.561
10 -	29.430	42.078	21.451	1:32.959	94.23	0.459	16:20:29.520

P11 21		Jack CROUCHER		Kawasaki ZX10R - Trendy lofts			
IDEAL LAP TIME : 1:32.062		BEST LAP TIME : 1:32.260		DIFFERENCE : 0.198			
LAP	SECTOR 1	SECTOR 2	SECTOR 3	LAP TIME	MPH	DIFF	TIME OF DAY
1 -		42.350	21.842	1:40.470	87.18	8.210	16:06:35.065
2 -	29.641	41.765	21.489	1:32.895	94.29	0.635	16:08:07.960
3 -	29.666	41.423	21.377	1:32.466 (3)	94.73	0.206	16:09:40.426
4 -	29.453	41.269	21.647	1:32.369 (2)	94.83	0.109	16:11:12.795
5 -	29.604	41.517	21.630	1:32.751	94.44	0.491	16:12:45.546
6 -	29.416	41.276	21.568	1:32.260 (1)	94.94		16:14:17.806
7 -	29.498	41.969	21.850	1:33.317	93.87	1.057	16:15:51.123
8 -	29.523	42.945	21.927	1:34.395	92.79	2.135	16:17:25.518
9 -	30.020	42.223	22.274	1:34.517	92.68	2.257	16:19:00.035
10 -	30.149	42.325	21.979	1:34.453	92.74	2.193	16:20:34.488

P12 110 C		Michael CLARKE		Yamaha R1 - BIKEBASE - MX5 PARTS WAREHOUSE			
IDEAL LAP TIME : 1:32.992		BEST LAP TIME : 1:33.168		DIFFERENCE : 0.176			
LAP	SECTOR 1	SECTOR 2	SECTOR 3	LAP TIME	MPH	DIFF	TIME OF DAY
1 -		42.202	21.730	1:40.160	87.45	6.992	16:06:34.755
2 -	29.356	42.073	21.739	1:33.168 (1)	94.02		16:08:07.923
3 -	29.735	42.035	21.829	1:33.599 (2)	93.58	0.431	16:09:41.522
4 -	29.831	41.906	21.907	1:33.644 (3)	93.54	0.476	16:11:15.166
5 -	30.147	41.942	22.070	1:34.159	93.03	0.991	16:12:49.325
6 -	30.301	41.931	22.339	1:34.571	92.62	1.403	16:14:23.896
7 -	30.252	42.764	22.464	1:35.480	91.74	2.312	16:15:59.376
8 -	30.812	42.736	22.374	1:35.922	91.32	2.754	16:17:35.298
9 -	30.619	42.717	22.368	1:35.704	91.53	2.536	16:19:11.002
10 -	30.497	43.195	22.703	1:36.395	90.87	3.227	16:20:47.397

BMCRC - MRO Championships 2022 - Rnd 6 @ Brands Hatch GP

Reactive Parts MRO Powerbikes inc Clubman 1000

RACE 16 - SECTOR ANALYSIS



SECTOR 1 = FL to I1, SECTOR 2 = I1 to I2, SECTOR 3 = I2 to FL, DIFF = Difference To Personal Best Lap, P = Crossed Finish Line in Pit Lane, D = Time Disallowed

P13 86 C		Frederico LOPES		Yamaha R1 - FLR Procurement Ltd			
IDEAL LAP TIME : 1:33.896		BEST LAP TIME : 1:34.117		DIFFERENCE : 0.221			
LAP	SECTOR 1	SECTOR 2	SECTOR 3	LAP TIME	MPH	DIFF	TIME OF DAY
1 -		43.150	22.411	1:42.660	85.32	8.543	16:06:37.255
2 -	30.423	42.391	22.063	1:34.877	92.32	0.760	16:08:12.132
3 -	30.446	42.707	22.113	1:35.266	91.95	1.149	16:09:47.398
4 -	30.444	42.745	21.977	1:35.166	92.04	1.049	16:11:22.564
5 -	30.247	41.874	21.996	1:34.117 (1)	93.07		16:12:56.681
6 -	30.045	42.269	22.212	1:34.526 (3)	92.67	0.409	16:14:31.207
7 -	30.432	42.951	22.577	1:35.960	91.28	1.843	16:16:07.167
8 -	30.304	43.198	22.319	1:35.821	91.41	1.704	16:17:42.988
9 -	30.806	43.604	22.760	1:37.170	90.14	3.053	16:19:20.158
10 -	30.211	42.259	21.989	1:34.459 (2)	92.73	0.342	16:20:54.617

P14 222 C		Phil ROOKE		Kawasaki ZX10R - GW HIGHWAYS & CLEARWAY TRAFFIC S			
IDEAL LAP TIME : 1:33.954		BEST LAP TIME : 1:34.667		DIFFERENCE : 0.713			
LAP	SECTOR 1	SECTOR 2	SECTOR 3	LAP TIME	MPH	DIFF	TIME OF DAY
1 -		42.840	22.175	1:42.910	85.12	8.243	16:06:37.505
2 -	30.513	42.521	22.270	1:35.304	91.91	0.637	16:08:12.809
3 -	30.164	42.599	22.205	1:34.968	92.23	0.301	16:09:47.777
4 -	30.268	42.940	22.137	1:35.345	91.87	0.678	16:11:23.122
5 -	30.506	42.119	22.160	1:34.785 (3)	92.41	0.118	16:12:57.907
6 -	30.355	42.004	22.364	1:34.723 (2)	92.47	0.056	16:14:32.630
7 -	30.153	42.663	22.534	1:35.350	91.87	0.683	16:16:07.980
8 -	30.737	42.839	22.464	1:36.040	91.21	1.373	16:17:44.020
9 -	30.921	42.849	22.295	1:36.065	91.18	1.398	16:19:20.085
10 -	30.501	42.369	21.797	1:34.667 (1)	92.53		16:20:54.752

P15 133		Ben NEEVES		BMW S1000RR -			
IDEAL LAP TIME : 1:34.826		BEST LAP TIME : 1:34.988		DIFFERENCE : 0.162			
LAP	SECTOR 1	SECTOR 2	SECTOR 3	LAP TIME	MPH	DIFF	TIME OF DAY
1 -		42.631	22.361	1:41.853	86.00	6.865	16:06:36.448
2 -	30.583	42.787	21.969	1:35.339 (2)	91.88	0.351	16:08:11.787
3 -	30.533	42.725	22.093	1:35.351 (3)	91.86	0.363	16:09:47.138
4 -	31.621	42.690	22.056	1:36.367	90.90	1.379	16:11:23.505
5 -	31.006	42.995	22.048	1:36.049	91.20	1.061	16:12:59.554
6 -	30.988	42.675	22.193	1:35.856	91.38	0.868	16:14:35.410
7 -	30.815	43.010	22.009	1:35.834	91.40	0.846	16:16:11.244
8 -	31.173	42.704	22.111	1:35.988	91.25	1.000	16:17:47.232
9 -	30.627	42.560	22.382	1:35.569	91.65	0.581	16:19:22.801
10 -	30.297	42.651	22.040	1:34.988 (1)	92.22		16:20:57.789

P16 277 C		Adrian AVERRE		Ducati PANIGALE V4 - Ryders Alley Racing			
IDEAL LAP TIME : 1:35.582		BEST LAP TIME : 1:35.652		DIFFERENCE : 0.070			
LAP	SECTOR 1	SECTOR 2	SECTOR 3	LAP TIME	MPH	DIFF	TIME OF DAY
1 -		43.967	22.413	1:45.067	83.37	9.415	16:06:39.662
2 -	30.677	42.934	22.232	1:35.843 (2)	91.39	0.191	16:08:15.505
3 -	30.443	42.907	22.302	1:35.652 (1)	91.58		16:09:51.157
4 -	30.794	43.149	22.244	1:36.187	91.07	0.535	16:11:27.344
5 -	30.509	42.975	22.691	1:36.175 (3)	91.08	0.523	16:13:03.519
6 -	30.516	43.335	22.635	1:36.486	90.78	0.834	16:14:40.005
7 -	30.733	43.185	22.425	1:36.343	90.92	0.691	16:16:16.348
8 -	30.779	43.289	22.528	1:36.596	90.68	0.944	16:17:52.944
9 -	30.915	43.549	22.794	1:37.258	90.06	1.606	16:19:30.202
10 -	31.228	43.281	22.594	1:37.103	90.21	1.451	16:21:07.305

BMCRC - MRO Championships 2022 - Rnd 6 @ Brands Hatch GP

Reactive Parts MRO Powerbikes inc Clubman 1000

RACE 16 - SECTOR ANALYSIS



SECTOR 1 = FL to I1, SECTOR 2 = I1 to I2, SECTOR 3 = I2 to FL, DIFF = Difference To Personal Best Lap, P = Crossed Finish Line in Pit Lane, D = Time Disallowed

P17 334 C		Anthony BRANDISH		Suzuki GSXR 1000 - BW bespoke developments ltd			
IDEAL LAP TIME : 1:34.735		BEST LAP TIME : 1:35.097		DIFFERENCE : 0.362			
LAP	SECTOR 1	SECTOR 2	SECTOR 3	LAP TIME	MPH	DIFF	TIME OF DAY
1 -		42.860	22.073	1:41.488	86.31	6.391	16:06:36.083
2 -	30.729	42.435	21.933	1:35.097 (1)	92.11		16:08:11.180
3 -	30.367	43.241	22.067	1:35.675 (3)	91.55	0.578	16:09:46.855
4 -	30.854	42.916	22.315	1:36.085	91.16	0.988	16:11:22.940
5 -	30.964	42.982	22.194	1:36.140	91.11	1.043	16:12:59.080
6 -	30.927	42.859	22.257	1:36.043	91.20	0.946	16:14:35.123
7 -	30.690	43.148	22.148	1:35.986	91.26	0.889	16:16:11.109
8 -	30.988	42.829	22.228	1:36.045	91.20	0.948	16:17:47.154
9 -	31.058	42.921	22.018	1:35.997	91.25	0.900	16:19:23.151
10 -	30.769	42.694	21.986	1:35.449 (2)	91.77	0.352	16:20:58.600

P18 333		Andrew HOUGHTON		BMW S1000RR - Bahnstormer BMW			
IDEAL LAP TIME : 1:36.838		BEST LAP TIME : 1:37.119		DIFFERENCE : 0.281			
LAP	SECTOR 1	SECTOR 2	SECTOR 3	LAP TIME	MPH	DIFF	TIME OF DAY
1 -		43.797	22.672	1:45.579	82.96	8.460	16:06:40.174
2 -	31.142	43.578	22.882	1:37.602	89.75	0.483	16:08:17.776
3 -	31.127	43.426	22.816	1:37.369	89.96	0.250	16:09:55.145
4 -	31.186	43.261	22.672	1:37.119 (1)	90.19		16:11:32.264
5 -	31.237	43.777	22.558	1:37.572	89.77	0.453	16:13:09.836
6 -	31.174	43.744	22.450	1:37.368 (3)	89.96	0.249	16:14:47.204
7 -	31.300	43.929	22.552	1:37.781	89.58	0.662	16:16:24.985
8 -	31.814	43.798	22.518	1:38.130	89.26	1.011	16:18:03.115
9 -	31.480	43.970	22.730	1:38.180	89.22	1.061	16:19:41.295
10 -	31.148	43.587	22.541	1:37.276 (2)	90.05	0.157	16:21:18.571

P19 100 C		Antony HUNTER		Kawasaki ZX10R - Uncletoms motoring centre			
IDEAL LAP TIME : 1:36.454		BEST LAP TIME : 1:37.110		DIFFERENCE : 0.656			
LAP	SECTOR 1	SECTOR 2	SECTOR 3	LAP TIME	MPH	DIFF	TIME OF DAY
1 -		42.949	22.632	1:43.810	84.38	6.700	16:06:38.405
2 -	30.873	43.401	22.836	1:37.110 (1)	90.20		16:08:15.515
3 -	31.450	43.671	22.820	1:37.941	89.43	0.831	16:09:53.456
4 -	31.399	43.435	22.866	1:37.700	89.66	0.590	16:11:31.156
5 -	31.570	44.011	23.147	1:38.728	88.72	1.618	16:13:09.884
6 -	31.568	43.590	22.757	1:37.915	89.46	0.805	16:14:47.799
7 -	31.272	43.710	22.716	1:37.698 (3)	89.66	0.588	16:16:25.497
8 -	31.610	43.663	22.728	1:38.001	89.38	0.891	16:18:03.498
9 -	31.296	43.877	22.920	1:38.093	89.30	0.983	16:19:41.591
10 -	31.236	43.483	22.864	1:37.583 (2)	89.76	0.473	16:21:19.174

P20 22 C		Daniel MERCER		Honda CBR1000RR - Desperate Dan Racing			
IDEAL LAP TIME : 1:39.383		BEST LAP TIME : 1:39.728		DIFFERENCE : 0.345			
LAP	SECTOR 1	SECTOR 2	SECTOR 3	LAP TIME	MPH	DIFF	TIME OF DAY
1 -		44.865	23.044	1:48.238	80.93	8.510	16:06:42.833
2 -	32.016	44.888	23.101	1:40.005 (2)	87.59	0.277	16:08:22.838
3 -	32.233	45.052	23.143	1:40.428	87.22	0.700	16:10:03.266
4 -	32.383	44.637	23.148	1:40.168 (3)	87.45	0.440	16:11:43.434
5 -	32.239	44.617	22.872	1:39.728 (1)	87.83		16:13:23.162
6 -	31.935	45.337	23.321	1:40.593	87.08	0.865	16:15:03.755
7 -	32.086	45.322	23.142	1:40.550	87.11	0.822	16:16:44.305
8 -	31.894	45.603	23.256	1:40.753	86.94	1.025	16:18:25.058
9 -	32.423	46.376	23.432	1:42.231	85.68	2.503	16:20:07.289

BMCRC - MRO Championships 2022 - Rnd 6 @ Brands Hatch GP

Reactive Parts MRO Powerbikes inc Clubman 1000

RACE 16 - SECTOR ANALYSIS



SECTOR 1 = FL to I1, SECTOR 2 = I1 to I2, SECTOR 3 = I2 to FL, DIFF = Difference To Personal Best Lap, P = Crossed Finish Line in Pit Lane, D = Time Disallowed

P21 163 C		Steve SMULOVIC		Suzuki GSXR1000 - SFC Racing			
IDEAL LAP TIME : 1:41.043		BEST LAP TIME : 1:42.008		DIFFERENCE : 0.965			
LAP	SECTOR 1	SECTOR 2	SECTOR 3	LAP TIME	MPH	DIFF	TIME OF DAY
1 -		46.213	24.102	1:50.475	79.29	8.467	16:06:45.070
2 -	32.774	46.336	23.814	1:42.924	85.10	0.916	16:08:27.994
3 -	33.169	45.843	23.785	1:42.797	85.21	0.789	16:10:10.791
4 -	32.782	45.376	23.850	1:42.008 (1)	85.87		16:11:52.799
5 -	32.607	46.016	23.662	1:42.285 (3)	85.64	0.277	16:13:35.084
6 -	32.354	46.209	23.953	1:42.516	85.44	0.508	16:15:17.600
7 -	33.004	45.581	23.711	1:42.296	85.63	0.288	16:16:59.896
8 -	32.809	45.293	23.955	1:42.057 (2)	85.83	0.049	16:18:41.953
9 -	32.644	46.583	23.396	1:42.623	85.35	0.615	16:20:24.576

P22 125 C		Matthew CHAM		Kawasaki ZX10R - MFM Track Bikes			
IDEAL LAP TIME : 1:37.344		BEST LAP TIME : 1:38.958		DIFFERENCE : 1.614			
LAP	SECTOR 1	SECTOR 2	SECTOR 3	LAP TIME	MPH	DIFF	TIME OF DAY
1 -		43.522	22.396	1:44.533	83.79	5.575	16:06:39.128
2 -	31.426	44.211	23.321	1:38.958 (1)	88.52		16:08:18.086
3 -	32.265	45.043	23.350	1:40.658	87.02	1.700	16:09:58.744
4 -	32.299	45.560	23.110	1:40.969	86.75	2.011	16:11:39.713
5 -	32.674	46.289	23.157	1:42.120	85.77	3.162	16:13:21.833
6 -	32.639	45.492	23.274	1:41.405	86.38	2.447	16:15:03.238
7 -	32.278	45.269	23.104	1:40.651 (3)	87.03	1.693	16:16:43.889
8 -	32.385	44.933	22.786	1:40.104 (2)	87.50	1.146	16:18:23.993

P23 7 C		Seb JENKINS		Suzuki GSX-R 1000 - Long hours and hard graft			
IDEAL LAP TIME : 1:34.180		BEST LAP TIME : 1:34.243		DIFFERENCE : 0.063			
LAP	SECTOR 1	SECTOR 2	SECTOR 3	LAP TIME	MPH	DIFF	TIME OF DAY
1 -		42.228	22.373	1:42.165	85.74	7.922	16:06:36.760
2 -	30.522	42.118	22.223	1:34.863 (3)	92.34	0.620	16:08:11.623
3 -	30.031	42.164	22.048	1:34.243 (1)	92.94		16:09:45.866
4 -	30.313	42.101	22.291	1:34.705 (2)	92.49	0.462	16:11:20.571
5 -	30.810	42.323	22.085	1:35.218	91.99	0.975	16:12:55.789

P24 141		Ramone HUNTE		Yamaha R1 - my wallet.com			
IDEAL LAP TIME : 1:33.955		BEST LAP TIME : 1:34.080		DIFFERENCE : 0.125			
LAP	SECTOR 1	SECTOR 2	SECTOR 3	LAP TIME	MPH	DIFF	TIME OF DAY
1 -		42.342	22.036	1:40.299	87.33	6.219	16:06:34.894
2 -	30.107	42.077	21.912	1:34.096 (2)	93.09	0.016	16:08:08.990
3 -	30.232	41.997	21.851	1:34.080 (1)	93.11		16:09:43.070

BMCRC - MRO Championships 2022 - Rnd 6 @ Brands Hatch GP

Reactive Parts MRO Powerbikes inc Clubman 1000

RACE 16 - BEST SECTORS

SECTOR 1			SECTOR 2			SECTOR 3			IDEAL / BEST COMPARISON						
POS	NO	NAME	TIME	NO	NAME	TIME	NO	NAME	TIME	POS	NO	NAME	IDEAL	BEST	DIFF
												PERFECT LAP	1:29.147		
1	26	WAINWRIGHT	28.495	71	NORTON	39.809	71	NORTON	20.843	1	71	NORTON	1:29.297	1:29.429	0.132
2	71	NORTON	28.645	98	DICKINSON	40.151	26	WAINWRIGHT	20.875	2	26	WAINWRIGHT	1:29.568	1:29.694	0.126
3	9	DIXON	28.872	26	WAINWRIGHT	40.198	9	DIXON	21.013	3	98	DICKINSON	1:30.233	1:30.661	0.428
4	449	WALLINGTON	28.955	9	DIXON	40.356	98	DICKINSON	21.063	4	9	DIXON	1:30.241	1:30.241	0.000
5	711	THORNTON	29.001	28	ALLSOP	40.712	711	THORNTON	21.113	5	711	THORNTON	1:30.938	1:30.938	0.000
6	98	DICKINSON	29.019	711	THORNTON	40.824	28	ALLSOP	21.122	6	28	ALLSOP	1:31.098	1:31.327	0.229
7	53	McGLYNN	29.144	2	BAKER	40.848	33	NEEVES	21.167	7	449	WALLINGTON	1:31.139	1:31.477	0.338
8	28	ALLSOP	29.264	33	NEEVES	40.881	449	WALLINGTON	21.263	8	33	NEEVES	1:31.458	1:31.571	0.113
9	2	BAKER	29.324	449	WALLINGTON	40.921	2	BAKER	21.352	9	2	BAKER	1:31.524	1:31.636	0.112
10	110	CLARKE	29.356	21	CROUCHER	41.269	21	CROUCHER	21.377	10	53	McGLYNN	1:32.029	1:32.500	0.471
11	33	NEEVES	29.410	53	McGLYNN	41.484	53	McGLYNN	21.401	11	21	CROUCHER	1:32.062	1:32.260	0.198
12	21	CROUCHER	29.416	86	LOPES	41.874	110	CLARKE	21.730	12	110	CLARKE	1:32.992	1:33.168	0.176
13	7	JENKINS	30.031	110	CLARKE	41.906	222	ROOKE	21.797	13	86	LOPES	1:33.896	1:34.117	0.221
14	86	LOPES	30.045	141	HUNTE	41.997	141	HUNTE	21.851	14	222	ROOKE	1:33.954	1:34.667	0.713
15	141	HUNTE	30.107	222	ROOKE	42.004	334	BRANDISH	21.933	15	141	HUNTE	1:33.955	1:34.080	0.125
16	222	ROOKE	30.153	7	JENKINS	42.101	133	NEEVES	21.969	16	7	JENKINS	1:34.180	1:34.243	0.063
17	133	NEEVES	30.297	334	BRANDISH	42.435	86	LOPES	21.977	17	334	BRANDISH	1:34.735	1:35.097	0.362
18	334	BRANDISH	30.367	133	NEEVES	42.560	7	JENKINS	22.048	18	133	NEEVES	1:34.826	1:34.988	0.162
19	277	AVERRE	30.443	277	AVERRE	42.907	277	AVERRE	22.232	19	277	AVERRE	1:35.582	1:35.652	0.070
20	100	HUNTER	30.873	100	HUNTER	42.949	125	CHAM	22.396	20	100	HUNTER	1:36.454	1:37.110	0.656
21	333	HOUGHTON	31.127	333	HOUGHTON	43.261	333	HOUGHTON	22.450	21	333	HOUGHTON	1:36.838	1:37.119	0.281
22	125	CHAM	31.426	125	CHAM	43.522	100	HUNTER	22.632	22	125	CHAM	1:37.344	1:38.958	1.614
23	22	MERCER	31.894	22	MERCER	44.617	22	MERCER	22.872	23	22	MERCER	1:39.383	1:39.728	0.345
24	163	SMULOVIC	32.354	163	SMULOVIC	45.293	163	SMULOVIC	23.396	24	163	SMULOVIC	1:41.043	1:42.008	0.965

BMCRC - MRO Championships 2022 - Rnd 6 @ Brands Hatch GP

Reactive Parts MRO Powerbikes inc Clubman 1000

RACE 16 - STATISTICS

Competitors Started 24
Planned Start 2022-07-17 @ 16:00:00.000
Actual Start 2022-07-17 @ 16:04:54.594
Finish Time 2022-07-17 @ 16:19:59.130
Track Length 2.4332mi.
Total Laps 224
Total Distance Covered 545.0568mi.

Session Fastest Lap History

NO	CL	NAME	LAP TIME	TIME OF DAY	LAP	VEHICLE
26		Josh WAINWRIGHT	1:29.694	16:07:58.868	2	Honda CBR1000RR
71		Tom NORTON	1:29.429	16:07:59.079	2	Kawasaki ZX10

Session Leader History

NO	CL	NAME	FROM LAP	LAPS LED	DISTANCE	VEHICLE
26		Josh WAINWRIGHT	1	10	24.33 miles	Honda CBR1000RR

Flag History

TYPE	TIME OF DAY
GREEN	16:04:54.594
FINISH	16:19:59.130

Flag Statistics

TYPE	COUNT	TOTAL LAPS	TOTAL TIME
Green	1	10	16:36.143
Red	0	0	0.000
Safety Car	0	0	0.000
FCY	0	0	0.000

BMCRC - MRO Championships 2022 - Rnd 6 @ Brands Hatch GP

Reactive Parts MRO Powerbikes inc Clubman 1000

RACE 16 - STATISTICS

CLASS :

12 Starters

Fastest Lap History

NO	NAME	LAP TIME	TIME OF DAY	LAP	VEHICLE
26	Josh WAINWRIGHT	1:29.694	16:07:58.868	2	Honda CBR1000RR
71	Tom NORTON	1:29.429	16:07:59.079	2	Kawasaki ZX10

Leader History

NO	NAME	FROM LAP	LAPS LED	DISTANCE	VEHICLE
26	Josh WAINWRIGHT	1	10	24.33 miles	Honda CBR1000RR

BMCRC - MRO Championships 2022 - Rnd 6 @ Brands Hatch GP

Reactive Parts MRO Powerbikes inc Clubman 1000

RACE 16 - STATISTICS

CLASS : C

12 Starters

Fastest Lap History

NO	NAME	LAP TIME	TIME OF DAY	LAP	VEHICLE
449	Luke WALLINGTON	1:31.677	16:08:03.331	2	Yamaha R1 4C8
449	Luke WALLINGTON	1:31.511	16:09:34.843	3	Yamaha R1 4C8
449	Luke WALLINGTON	1:31.477	16:11:06.320	4	Yamaha R1 4C8

Leader History

NO	NAME	FROM LAP	LAPS LED	DISTANCE	VEHICLE
449	Luke WALLINGTON	1	10	24.33 miles	Yamaha R1 4C8



L & W CONTRACTORS

BMCRC ROOKIE 600 & 1000



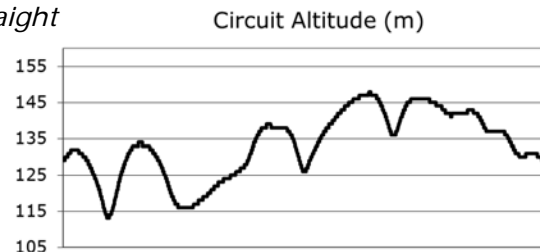
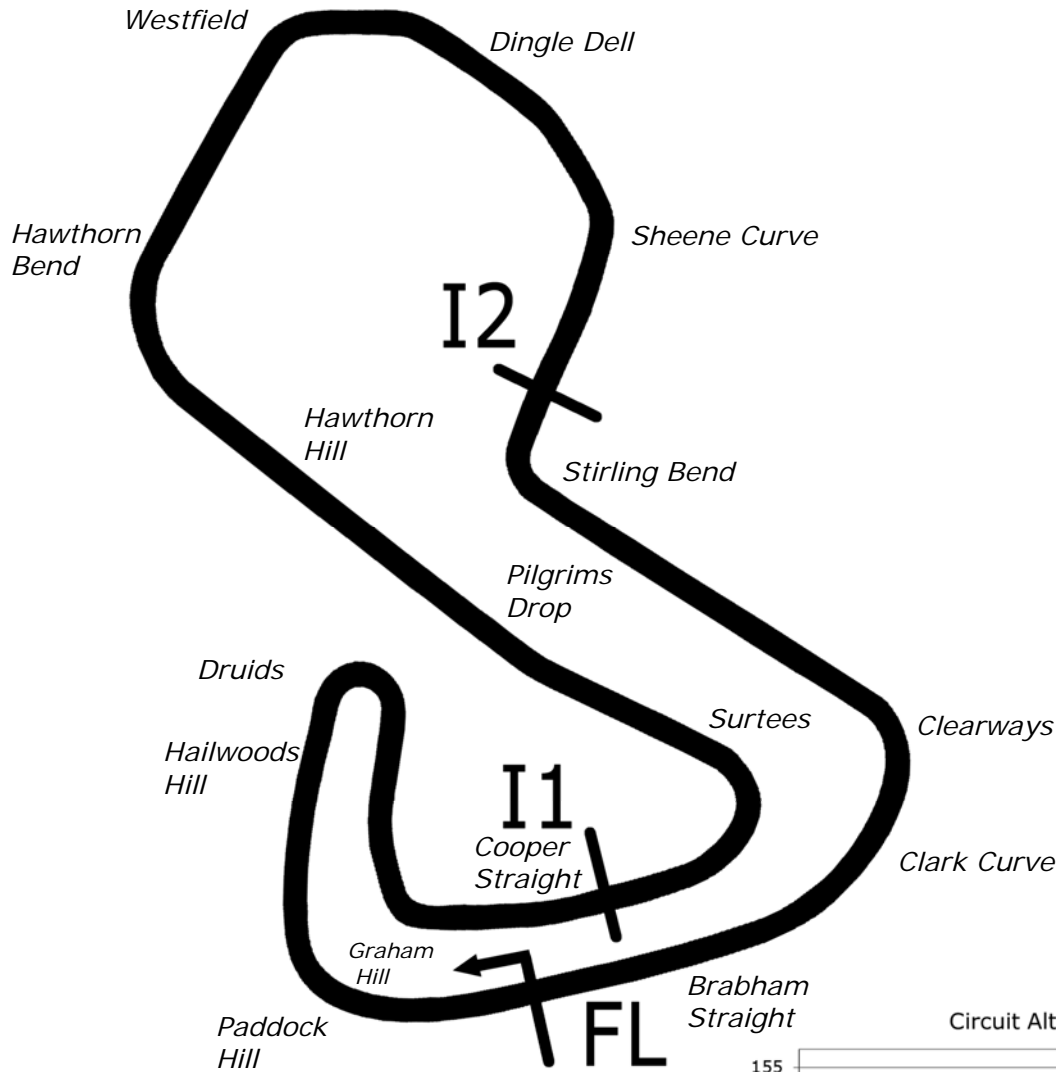
BMCRC-MRO Championships - Round 6
Brands Hatch GP
16th / 17th July 2022



Timing & Results Provided by Timing Solutions Ltd

www.tsl-timing.com

Brands Hatch GP



Length	2.4332 miles	3916.0 m	
FL		51.36032 N	0.26032 E
I1	1116m	51.35934 N	0.25955 E
I2	2928m	51.35532 N	0.26250 E
Pit Entry	3646m	51.35911 N	0.25743 E
Pit Exit	26m after FL	51.36027 N	0.26078 E
Pit Entry-Pit Exit 277m, 19.9s @50kph, 16.6s @60kph			

All results available at www.tsl-timing.com

BMCRC - MRO Championships 2022 - Rnd 6 @ Brands Hatch GP

BMCRC Rookie 600 & 1000

QUALIFYING - CLASSIFICATION



CONTRACTORS LTD

POS	NO	CL	PIC NAME	ENTRY	TIME	ON	LAPS	GAP	DIFF	MPH
1	224	1000	1 Lee HEALEY	Suzuki GSXR 1000R - F-Tech Fire & Electrical Ltd / Ark	1:36.161	3	7			91.09
2	449	1000	2 Luke WALLINGTON	Yamaha R1 4C8 - BW Bespoke Developments Ltd	1:36.251	6	7	0.090	0.090	91.01
3	23	1000	3 Harry HINCHCLIFFE	Kawasaki ZX10R - JDL Electrical	1:37.266	6	7	1.105	1.015	90.06
4	87	1000	4 Karl THOMPSON	Yamaha R1 - #Teamrace	1:37.879	7	7	1.718	0.613	89.49
5	14	600	1 Justas GADLIAUSKAS	Yamaha R6 - GMD Installations Ltd	1:38.049	4	5	1.888	0.170	89.34
6	141	600	2 Henry ROSS	Yamaha R6 -	1:38.123	4	5	1.962	0.074	89.27
7	334	1000	5 Anthony BRANDISH	Suzuki GSXR 1000 - BW bespoke developments ltd	1:38.272	3	7	2.111	0.149	89.13
8	29	600	3 Michael SHEPPHARD	Kawasaki ZX6R - RTR Performance, KRS Solutions	1:38.564	3	7	2.403	0.292	88.87
9	34	1000	6 Ben CHEESEMAN	Kawasaki ZX10RR - BCH Services Kent Ltd	1:38.855	6	7	2.694	0.291	88.61
10	26	1000	7 George PRINCE	Yamaha R1 - Prince haulage Ltd	1:39.307	6	7	3.146	0.452	88.20
11	524	600	4 Callum PATON	Honda CBR600 RR - Peter & Joy Page	1:39.599	7	7	3.438	0.292	87.95
12	36	1000	8 Alan MORGAN	Suzuki GSXR 1000 - Little Duck Racing	1:39.767	6	6	3.606	0.168	87.80
13	281	1000	9 Daniel FARLEY	Suzuki GSXR - F-TECH FIRE & ELECTRICAL LTD	1:40.357	6	7	4.196	0.590	87.28
14	263	1000	10 Riccardo BIGUZZI	BMW S1000RR - Riccardo's Travel	1:40.642	4	7	4.481	0.285	87.03
15	69	1000	11 Alfie COKER	Kawasaki ZX10RR - Elmech Racing	1:40.832	4	7	4.671	0.190	86.87
16	125	1000	12 Matthew CHAM	Kawasaki ZX10R - MFM Track Bikes	1:41.593	6	6	5.432	0.761	86.22
17	175	1000	13 Arlindo PESTANA	BMW S1000RR - Pep's racing	1:41.704	4	7	5.543	0.111	86.13
18	261	1000	14 Roberto Di GREGORIO	Ducati 899 PANIGALE -	1:41.853	4	7	5.692	0.149	86.00
19	120	600	5 James GOWER	Yamaha R6 - TeamRubyRacing	1:42.074	2	7	5.913	0.221	85.81
20	222	1000	15 Daniel MERCER	Honda CBR1000RR - Desperate Dan Racing	1:42.426	4	7	6.265	0.352	85.52
21	85	1000	16 Conor MURRAY	-	1:42.704	3	7	6.543	0.278	85.29
22	177	600	6 Calogero LAURICELLA	Yamaha YZF R6 -	1:42.870	5	5	6.709	0.166	85.15
23	58	600	7 Paul NICHOLAS	Yamaha YZF R6 - MARLEY COMMS	1:43.039	2	2	6.878	0.169	85.01
24	96	1000	17 Pete SCOTT	Suzuki GSXR750 - South Hill MOT Centre	1:43.294	7	7	7.133	0.255	84.80
25	45	1000	18 Glenn SMITH	Kawasaki ZX10R - Team Blumpkin Racing	1:43.364	6	6	7.203	0.070	84.74
26	274	1000	19 Stewart LATIMER	Suzuki GSXR1000 R - Fat Bloke Racing RR	1:43.848	4	5	7.687	0.484	84.35
27	43	600	8 Paul NIELD	Honda CBR600RR -	1:43.880	4	7	7.719	0.032	84.32
28	52	600	9 Spencer CARRINGTON	Yamaha R6 - seton tuning	1:44.093	4	5	7.932	0.213	84.15
29	149	1000	20 David WILKINS	Yamaha R1 - TwoClicksOut Racing	1:44.733	5	6	8.572	0.640	83.63
30	41	600	10 Toby COOK	Triumph DAYTONA - Brixham Bodyworks	1:44.751	4	5	8.590	0.018	83.62
31	187	1000	21 Scott DERMOTT	Yamaha R1 - TwoClicksOut	1:45.365	4	6	9.204	0.614	83.13
32	42	600	11 Kai EVANS	Kawasaki ZX6R - CBS Ltd Construction and Engineeri	1:46.005	4	4	9.844	0.640	82.63
33	50	1000	22 Jason PAES	Aprilia RSV4 -	1:46.826	4	4	10.665	0.821	82.00
34	24	600	12 Mark STRUTT	Yamaha R6 - Myself	1:47.229	5	7	11.068	0.403	81.69
35	37	1000	23 Adam DAVEY	BMW S1000RR -	1:48.427	6	6	12.266	1.198	80.79
36	243	1000	24 Tony Le GALLEZ	Kawasaki ZX10R - Guttersnipe	1:49.137	2	6	12.976	0.710	80.26
37	888	1000	25 Paul FAGG	Yamaha R1 4C8 -	1:49.268	3	5	13.107	0.131	80.16
38	84	1000	26 Colin McPHERSON	Kawasaki ZX10R -	1:49.615	2	6	13.454	0.347	79.91
39	395	600	13 William NICHOLLS	Yamaha R6 - Will Nicholls Farriery	1:51.886	6	6	15.725	2.271	78.29
40	35	600	14 Phil ZANUTTO	Kawasaki ZX6R -	1:55.689	4	6	19.528	3.803	75.71

Weather / Track : Sunny / Dry

These results are provisional until the conclusion of any judicial and technical matters.

Brands Hatch GP: 2.4332 miles

Date: 16/07/2022 Start: 09:52 Finish: 10:05

Clerk Of Course :	Stewards :	Timekeeper : <i>Craig Smith</i>
-------------------	------------	------------------------------------

Results can be found at www.tsl-timing.com

Printed - 10:07 Saturday, 16 July 2022



BMCRC - MRO Championships 2022 - Rnd 6 @ Brands Hatch GP

BMCRC Rookie 600 & 1000

QUALIFYING - SECTOR ANALYSIS



SECTOR 1 = FL to I1, SECTOR 2 = I1 to I2, SECTOR 3 = I2 to FL, DIFF = Difference To Personal Best Lap, P = Crossed Finish Line in Pit Lane, D = Time Disallowed

P1		224 1000		Lee HEALEY		Suzuki GSXR 1000R - F-Tech Fire & Electrical Ltd / Ark Joinery	
IDEAL LAP TIME : 1:35.933		BEST LAP TIME : 1:36.161		DIFFERENCE : 0.228			
LAP	SECTOR 1	SECTOR 2	SECTOR 3	LAP TIME	MPH	DIFF	TIME OF DAY
1 -	32.099	44.648	22.969	1:39.716 (3)	87.84	3.555	09:55:55.733
2 -	30.751	43.667	22.362	1:36.780 (2)	90.51	0.619	09:57:32.513
3 -	30.546	43.025	22.590	1:36.161 (1)	91.09		09:59:08.674
4 -	34.233	46.235	23.543	1:44.011	84.22	7.850	10:00:52.685
5 -	33.841	47.114	23.637	1:44.592	83.75	8.431	10:02:37.277
6 -	30.972	45.452	23.514	1:39.938	87.65	3.777	10:04:17.215
7 -	32.264	46.388	23.009	1:41.661	86.16	5.500	10:05:58.876

P2		449 1000		Luke WALLINGTON		Yamaha R1 4C8 - BW Bespoke Developments Ltd	
IDEAL LAP TIME : 1:35.939		BEST LAP TIME : 1:36.251		DIFFERENCE : 0.312			
LAP	SECTOR 1	SECTOR 2	SECTOR 3	LAP TIME	MPH	DIFF	TIME OF DAY
1 -	33.315	45.117	23.147	1:41.579	86.23	5.328	09:56:13.895
2 -	31.266	44.087	22.908	1:38.261	89.14	2.010	09:57:52.156
3 -	30.852	43.492	22.810	1:37.154 (2)	90.16	0.903	09:59:29.310
4 -	30.925	43.587	22.676	1:37.188 (3)	90.13	0.937	10:01:06.498
5 -	30.895	43.683	22.849	1:37.427	89.91	1.176	10:02:43.925
6 -	30.361	43.144	22.746	1:36.251 (1)	91.01		10:04:20.176
7 -	30.639	44.327	22.434	1:37.400	89.93	1.149	10:05:57.576

P3		23 1000		Harry HINCHCLIFFE		Kawasaki ZX10R - JDL Electrical	
IDEAL LAP TIME : 1:36.667		BEST LAP TIME : 1:37.266		DIFFERENCE : 0.599			
LAP	SECTOR 1	SECTOR 2	SECTOR 3	LAP TIME	MPH	DIFF	TIME OF DAY
1 -	33.053	47.502	23.644	1:44.199	84.06	6.933	09:56:52.126
2 -	31.943	45.881	23.363	1:41.187	86.57	3.921	09:58:33.313
3 -	31.390	43.707	22.962	1:38.059 (3)	89.33	0.793	10:00:11.372
4 -	31.398	43.535	23.122	1:38.055 (2)	89.33	0.789	10:01:49.427
5 -	31.681	45.744	22.546	1:39.971	87.62	2.705	10:03:29.398
6 -	30.781	44.134	22.351	1:37.266 (1)	90.06		10:05:06.664
7 -	31.418	44.262	22.664	1:38.344	89.07	1.078	10:06:45.008

P4		87 1000		Karl THOMPSON		Yamaha R1 - #Teamrace	
IDEAL LAP TIME : 1:37.756		BEST LAP TIME : 1:37.879		DIFFERENCE : 0.123			
LAP	SECTOR 1	SECTOR 2	SECTOR 3	LAP TIME	MPH	DIFF	TIME OF DAY
1 -	33.027	46.647	24.371	1:44.045	84.19	6.166	09:56:29.724
2 -	31.965	46.874	24.046	1:42.885	85.14	5.006	09:58:12.609
3 -	32.033	44.691	23.312	1:40.036	87.56	2.157	09:59:52.645
4 -	31.799	44.342	23.490	1:39.631	87.92	1.752	10:01:32.276
5 -	31.569	44.351	22.821	1:38.741 (3)	88.71	0.862	10:03:11.017
6 -	31.027	44.397	23.172	1:38.596 (2)	88.84	0.717	10:04:49.613
7 -	31.080	43.908	22.891	1:37.879 (1)	89.49		10:06:27.492

P5		14 600		Justas GADLIAUSKAS		Yamaha R6 - GMD Installations Ltd	
IDEAL LAP TIME : 1:37.985		BEST LAP TIME : 1:38.049		DIFFERENCE : 0.064			
LAP	SECTOR 1	SECTOR 2	SECTOR 3	LAP TIME	MPH	DIFF	TIME OF DAY
1 -	33.256	47.281	24.656	1:45.193	83.27	7.144	09:56:18.690
2 -	31.942	46.004	23.710	1:41.656	86.17	3.607	09:58:00.346
3 -	31.339	45.740	23.726	1:40.805 (3)	86.89	2.756	09:59:41.151
4 -	30.904	44.075	23.070	1:38.049 (1)	89.34		10:01:19.200
5 -	30.948	44.109	23.006	1:38.063 (2)	89.32	0.014	10:02:57.263

BMCRC - MRO Championships 2022 - Rnd 6 @ Brands Hatch GP

BMCRC Rookie 600 & 1000

QUALIFYING - SECTOR ANALYSIS



SECTOR 1 = FL to I1, SECTOR 2 = I1 to I2, SECTOR 3 = I2 to FL, DIFF = Difference To Personal Best Lap, P = Crossed Finish Line in Pit Lane, D = Time Disallowed

P6 141 600 Henry ROSS		Yamaha R6 -					
IDEAL LAP TIME : 1:37.590		BEST LAP TIME : 1:38.123					
		DIFFERENCE : 0.533					
LAP	SECTOR 1	SECTOR 2	SECTOR 3	LAP TIME	MPH	DIFF	TIME OF DAY
1 -	32.915	45.542	23.954	1:42.411	85.53	4.288	09:56:50.789
2 -	32.123	44.462	23.470	1:40.055	87.55	1.932	09:58:30.844
3 -	31.869	44.218	23.786	1:39.873 (3)	87.70	1.750	10:00:10.717
4 -	31.373	43.384	23.366	1:38.123 (1)	89.27		10:01:48.840
5 -	31.916	43.684	22.833	1:38.433 (2)	88.99	0.310	10:03:27.273

P7 334 1000 Anthony BRANDISH		Suzuki GSXR 1000 - BW bespoke developments ltd					
IDEAL LAP TIME : 1:37.614		BEST LAP TIME : 1:38.272					
		DIFFERENCE : 0.658					
LAP	SECTOR 1	SECTOR 2	SECTOR 3	LAP TIME	MPH	DIFF	TIME OF DAY
1 -	33.675	45.938	24.559	1:44.172	84.09	5.900	09:56:18.893
2 -	32.661	45.301	23.182	1:41.144	86.60	2.872	09:58:00.037
3 -	31.164	43.936	23.172	1:38.272 (1)	89.13		09:59:38.309
4 -	31.470	43.883	22.992	1:38.345 (2)	89.07	0.073	10:01:16.654
5 -	31.542	43.914	23.122	1:38.578 (3)	88.86	0.306	10:02:55.232
6 -	32.016	43.458	23.164	1:38.638	88.80	0.366	10:04:33.870
7 -	31.754	45.142	23.257	1:40.153	87.46	1.881	10:06:14.023

P8 29 600 Michael SHEPPHARD		Kawasaki ZX6R - RTR Performance, KRS Solutions					
IDEAL LAP TIME : 1:37.920		BEST LAP TIME : 1:38.564					
		DIFFERENCE : 0.644					
LAP	SECTOR 1	SECTOR 2	SECTOR 3	LAP TIME	MPH	DIFF	TIME OF DAY
1 -	32.510	44.983	23.469	1:40.962	86.76	2.398	09:55:59.091
2 -	31.705	44.395	22.986	1:39.086 (3)	88.40	0.522	09:57:38.177
3 -	31.803	43.651	23.110	1:38.564 (1)	88.87		09:59:16.741
4 -	32.248	44.633	23.149	1:40.030	87.57	1.466	10:00:56.771
5 -	31.876	44.866	23.186	1:39.928	87.66	1.364	10:02:36.699
6 -	31.283	44.542	23.166	1:38.991 (2)	88.49	0.427	10:04:15.690
7 -	33.450	44.421	23.631	1:41.502	86.30	2.938	10:05:57.192

P9 34 1000 Ben CHEESEMAN		Kawasaki ZX10RR - BCH Services Kent Ltd					
IDEAL LAP TIME : 1:38.855		BEST LAP TIME : 1:38.855					
		DIFFERENCE : 0.000					
LAP	SECTOR 1	SECTOR 2	SECTOR 3	LAP TIME	MPH	DIFF	TIME OF DAY
1 -	32.491	46.584	24.044	1:43.119	84.94	4.264	09:56:01.621
2 -	32.113	45.654	23.304	1:41.071	86.67	2.216	09:57:42.692
3 -	31.317	45.634	23.410	1:40.361 (2)	87.28	1.506	09:59:23.053
4 -	31.984	45.441	23.398	1:40.823	86.88	1.968	10:01:03.876
5 -	31.671	45.324	23.461	1:40.456 (3)	87.20	1.601	10:02:44.332
6 -	31.220	44.927	22.708	1:38.855 (1)	88.61		10:04:23.187
7 -	31.761	47.623	24.023	1:43.407	84.71	4.552	10:06:06.594

P10 26 1000 George PRINCE		Yamaha R1 - Prince haulage Ltd					
IDEAL LAP TIME : 1:39.018		BEST LAP TIME : 1:39.307					
		DIFFERENCE : 0.289					
LAP	SECTOR 1	SECTOR 2	SECTOR 3	LAP TIME	MPH	DIFF	TIME OF DAY
1 -	33.612	46.458	24.054	1:44.124	84.12	4.817	09:56:27.537
2 -	33.323	47.339	23.428	1:44.090	84.15	4.783	09:58:11.627
3 -	31.735	44.343	23.441	1:39.519 (2)	88.02	0.212	09:59:51.146
4 -	31.906	45.589	24.458	1:41.953	85.92	2.646	10:01:33.099
5 -	32.537	45.699	23.580	1:41.816	86.03	2.509	10:03:14.915
6 -	32.024	44.141	23.142	1:39.307 (1)	88.20		10:04:54.222
7 -	32.199	45.699	23.364	1:41.262 (3)	86.50	1.955	10:06:35.484

BMCRC - MRO Championships 2022 - Rnd 6 @ Brands Hatch GP

BMCRC Rookie 600 & 1000

QUALIFYING - SECTOR ANALYSIS



SECTOR 1 = FL to I1, SECTOR 2 = I1 to I2, SECTOR 3 = I2 to FL, DIFF = Difference To Personal Best Lap, P = Crossed Finish Line in Pit Lane, D = Time Disallowed

P11 524 600		Callum PATON		Honda CBR600 RR - Peter & Joy Page			
IDEAL LAP TIME : 1:39.142		BEST LAP TIME : 1:39.599		DIFFERENCE : 0.457			
LAP	SECTOR 1	SECTOR 2	SECTOR 3	LAP TIME	MPH	DIFF	TIME OF DAY
1 -	35.286	47.439	24.536	1:47.261	81.66	7.662	09:56:57.650
2 -	33.470	46.446	24.210	1:44.126	84.12	4.527	09:58:41.776
3 -	33.119	46.479	23.930	1:43.528	84.61	3.929	10:00:25.304
4 -	31.620	44.884	23.335	1:39.839 (2)	87.73	0.240	10:02:05.143
5 -	31.847	45.172	24.857	1:41.876	85.98	2.277	10:03:47.019
6 -	31.387	46.555	23.511	1:41.453 (3)	86.34	1.854	10:05:28.472
7 -	31.844	44.708	23.047	1:39.599 (1)	87.95		10:07:08.071

P12 36 1000		Alan MORGAN		Suzuki GSXR 1000 - Little Duck Racing			
IDEAL LAP TIME : 1:39.767		BEST LAP TIME : 1:39.767		DIFFERENCE : 0.000			
LAP	SECTOR 1	SECTOR 2	SECTOR 3	LAP TIME	MPH	DIFF	TIME OF DAY
1 -	34.245	48.954	25.308	1:48.507	80.73	8.740	09:56:25.713
2 -	32.882	45.849	23.670	1:42.401	85.54	2.634	09:58:08.114
3 -	32.400	46.314	23.486	1:42.200	85.71	2.433	09:59:50.314
4 -	32.522	45.553	23.572	1:41.647 (2)	86.17	1.880	10:01:31.961
5 -	33.244	45.430	23.466	1:42.140 (3)	85.76	2.373	10:03:14.101
6 -	31.713	44.805	23.249	1:39.767 (1)	87.80		10:04:53.868

P13 281 1000		Daniel FARLEY		Suzuki GSXR - F-TECH FIRE & ELECTRICAL LTD			
IDEAL LAP TIME : 1:40.203		BEST LAP TIME : 1:40.357		DIFFERENCE : 0.154			
LAP	SECTOR 1	SECTOR 2	SECTOR 3	LAP TIME	MPH	DIFF	TIME OF DAY
1 -	33.177	47.266	24.692	1:45.135	83.31	4.778	09:56:03.551
2 -	32.349	45.721	23.645	1:41.715 (3)	86.12	1.358	09:57:45.266
3 -	32.216	45.886	23.313	1:41.415 (2)	86.37	1.058	09:59:26.681
4 -	32.513	45.930	23.363	1:41.806	86.04	1.449	10:01:08.487
5 -	32.350	47.138	23.550	1:43.038	85.01	2.681	10:02:51.525
6 -	32.063	45.323	22.971	1:40.357 (1)	87.28		10:04:31.882
7 -	31.909	46.544	23.358	1:41.811	86.04	1.454	10:06:13.693

P14 263 1000		Riccardo BIGUZZI		BMW S1000RR - Riccardo's Travel			
IDEAL LAP TIME : 1:40.484		BEST LAP TIME : 1:40.642		DIFFERENCE : 0.158			
LAP	SECTOR 1	SECTOR 2	SECTOR 3	LAP TIME	MPH	DIFF	TIME OF DAY
1 -	34.207	46.772	24.232	1:45.211	83.25	4.569	09:56:41.850
2 -	32.515	46.937	23.929	1:43.381	84.73	2.739	09:58:25.231
3 -	32.382	46.045	23.998	1:42.425 (3)	85.52	1.783	10:00:07.656
4 -	31.648	45.646	23.348	1:40.642 (1)	87.03		10:01:48.298
5 -	32.487	46.564	23.629	1:42.680	85.31	2.038	10:03:30.978
6 -	31.755	51.598	23.760	1:47.113	81.78	6.471	10:05:18.091
7 -	32.097	45.935	23.190	1:41.222 (2)	86.54	0.580	10:06:59.313

P15 69 1000		Alfie COKER		Kawasaki ZX10RR - Elmech Racing			
IDEAL LAP TIME : 1:40.049		BEST LAP TIME : 1:40.832		DIFFERENCE : 0.783			
LAP	SECTOR 1	SECTOR 2	SECTOR 3	LAP TIME	MPH	DIFF	TIME OF DAY
1 -	34.925	49.269	24.722	1:48.916	80.42	8.084	09:56:44.589
2 -	33.749	46.614	23.614	1:43.977	84.24	3.145	09:58:28.566
3 -	32.666	45.608	23.681	1:41.955	85.91	1.123	10:00:10.521
4 -	32.562	45.016	23.254	1:40.832 (1)	86.87		10:01:51.353
5 -	32.004	45.379	24.338	1:41.721 (3)	86.11	0.889	10:03:33.074
6 -	33.629	48.317	23.626	1:45.572	82.97	4.740	10:05:18.646
7 -	32.153	46.360	23.029	1:41.542 (2)	86.26	0.710	10:07:00.188

BMCRC - MRO Championships 2022 - Rnd 6 @ Brands Hatch GP

BMCRC Rookie 600 & 1000

QUALIFYING - SECTOR ANALYSIS



SECTOR 1 = FL to I1, SECTOR 2 = I1 to I2, SECTOR 3 = I2 to FL, DIFF = Difference To Personal Best Lap, P = Crossed Finish Line in Pit Lane, D = Time Disallowed

P16 125 1000 Matthew CHAM		Kawasaki ZX10R - MFM Track Bikes					
IDEAL LAP TIME : 1:41.396		BEST LAP TIME : 1:41.593		DIFFERENCE : 0.197			
LAP	SECTOR 1	SECTOR 2	SECTOR 3	LAP TIME	MPH	DIFF	TIME OF DAY
1 -	35.252	48.411	24.767	1:48.430	80.78	6.837	09:56:45.152
2 -	33.821	46.550	23.942	1:44.313 (3)	83.97	2.720	09:58:29.465
3 -	32.400	46.045	23.600	1:42.045 (2)	85.84	0.452	10:00:11.510
4 -	33.156	46.970	IN PIT	2:01.514 P	72.08	19.921	10:02:13.024
5 -	OUTLAP	46.033	23.355	1:44.983	83.44	3.390	10:03:58.007
6 -	32.119	45.922	23.552	1:41.593 (1)	86.22		10:05:39.600

P17 175 1000 Arlindo PESTANA		BMW S1000RR - Pep's racing					
IDEAL LAP TIME : 1:40.804		BEST LAP TIME : 1:41.704		DIFFERENCE : 0.900			
LAP	SECTOR 1	SECTOR 2	SECTOR 3	LAP TIME	MPH	DIFF	TIME OF DAY
1 -	33.213	47.402	24.547	1:45.162	83.29	3.458	09:56:41.245
2 -	32.237	46.950	24.775	1:43.962	84.26	2.258	09:58:25.207
3 -	31.599	46.339	24.607	1:42.545 (2)	85.42	0.841	10:00:07.752
4 -	32.167	45.396	24.141	1:41.704 (1)	86.13		10:01:49.456
5 -	33.134	45.553	24.677	1:43.364 (3)	84.74	1.660	10:03:32.820
6 -	32.957	47.416	23.809	1:44.182	84.08	2.478	10:05:17.002
7 -	32.829	46.904	24.614	1:44.347	83.94	2.643	10:07:01.349

P18 261 1000 Roberto Di GREGORIO		Ducati 899 PANIGALE -					
IDEAL LAP TIME : 1:41.525		BEST LAP TIME : 1:41.853		DIFFERENCE : 0.328			
LAP	SECTOR 1	SECTOR 2	SECTOR 3	LAP TIME	MPH	DIFF	TIME OF DAY
1 -	33.661	47.432	24.440	1:45.533	83.00	3.680	09:56:53.780
2 -	33.939	46.652	23.619	1:44.210	84.05	2.357	09:58:37.990
3 -	33.337	46.853	24.152	1:44.342	83.95	2.489	10:00:22.332
4 -	32.593	45.552	23.708	1:41.853 (1)	86.00		10:02:04.185
5 -	32.354	46.003	25.998	1:44.355	83.94	2.502	10:03:48.540
6 -	32.885	46.546	24.649	1:44.080 (3)	84.16	2.227	10:05:32.620
7 -	32.835	45.857	24.092	1:42.784 (2)	85.22	0.931	10:07:15.404

P19 120 600 James GOWER		Yamaha R6 - TeamRubyRacing					
IDEAL LAP TIME : 1:42.072		BEST LAP TIME : 1:42.074		DIFFERENCE : 0.002			
LAP	SECTOR 1	SECTOR 2	SECTOR 3	LAP TIME	MPH	DIFF	TIME OF DAY
1 -	33.589	46.607	24.543	1:44.739	83.63	2.665	09:56:18.106
2 -	32.400	45.739	23.935	1:42.074 (1)	85.81		09:58:00.180
3 -	32.854	45.934	24.042	1:42.830 (2)	85.18	0.756	09:59:43.010
4 -	33.340	46.308	24.074	1:43.722	84.45	1.648	10:01:26.732
5 -	33.078	46.525	23.933	1:43.536 (3)	84.60	1.462	10:03:10.268
6 -	33.411	46.214	24.121	1:43.746	84.43	1.672	10:04:54.014
7 -	32.538	46.640	24.422	1:43.600	84.55	1.526	10:06:37.614

P20 222 1000 Daniel MERCER		Honda CBR1000RR - Desperate Dan Racing					
IDEAL LAP TIME : 1:41.830		BEST LAP TIME : 1:42.426		DIFFERENCE : 0.596			
LAP	SECTOR 1	SECTOR 2	SECTOR 3	LAP TIME	MPH	DIFF	TIME OF DAY
1 -	34.933	47.870	24.934	1:47.737	81.30	5.311	09:56:49.126
2 -	33.736	46.852	24.539	1:45.127	83.32	2.701	09:58:34.253
3 -	33.199	45.692	23.784	1:42.675 (2)	85.31	0.249	10:00:16.928
4 -	32.766	45.539	24.121	1:42.426 (1)	85.52		10:01:59.354
5 -	32.713	50.181	25.560	1:48.454	80.77	6.028	10:03:47.808
6 -	32.507	46.584	24.916	1:44.007	84.22	1.581	10:05:31.815
7 -	33.047	46.269	24.127	1:43.443 (3)	84.68	1.017	10:07:15.258

BMCRC - MRO Championships 2022 - Rnd 6 @ Brands Hatch GP

BMCRC Rookie 600 & 1000

QUALIFYING - SECTOR ANALYSIS



SECTOR 1 = FL to I1, SECTOR 2 = I1 to I2, SECTOR 3 = I2 to FL, DIFF = Difference To Personal Best Lap, P = Crossed Finish Line in Pit Lane, D = Time Disallowed

P21 85 1000		Conor MURRAY					
IDEAL LAP TIME : 1:42.367		BEST LAP TIME : 1:42.704		DIFFERENCE : 0.337			
LAP	SECTOR 1	SECTOR 2	SECTOR 3	LAP TIME	MPH	DIFF	TIME OF DAY
1 -	34.662	47.797	24.395	1:46.854	81.97	4.150	09:56:34.436
2 -	33.235	46.918	23.983	1:44.136	84.11	1.432	09:58:18.572
3 -	32.591	45.928	24.185	1:42.704 (1)	85.29		10:00:01.276
4 -	32.784	46.402	24.535	1:43.721 (3)	84.45	1.017	10:01:44.997
5 -	32.757	46.944	24.209	1:43.910	84.30	1.206	10:03:28.907
6 -	32.456	46.174	24.259	1:42.889 (2)	85.13	0.185	10:05:11.796
7 -	32.793	47.334	24.592	1:44.719	83.65	2.015	10:06:56.515

P22 177 600		Calogero LAURICELLA		Yamaha YZF R6 -			
IDEAL LAP TIME : 1:42.870		BEST LAP TIME : 1:42.870		DIFFERENCE : 0.000			
LAP	SECTOR 1	SECTOR 2	SECTOR 3	LAP TIME	MPH	DIFF	TIME OF DAY
1 -	35.928	48.169	24.827	1:48.924	80.42	6.054	09:56:17.944
2 -	33.753	46.777	24.136	1:44.666 (3)	83.69	1.796	09:58:02.610
3 -	33.475	47.056	24.382	1:44.913	83.49	2.043	09:59:47.523
4 -	33.215	46.315	24.111	1:43.641 (2)	84.52	0.771	10:01:31.164
5 -	33.196	45.722	23.952	1:42.870 (1)	85.15		10:03:14.034

P23 58 600		Paul NICHOLAS		Yamaha YZF R6 - MARLEY COMMS			
IDEAL LAP TIME : 1:42.820		BEST LAP TIME : 1:43.039		DIFFERENCE : 0.219			
LAP	SECTOR 1	SECTOR 2	SECTOR 3	LAP TIME	MPH	DIFF	TIME OF DAY
1 -	32.905	47.406	24.803	1:45.114 (2)	83.33	2.075	09:56:54.277
2 -	33.124	46.562	23.353	1:43.039 (1)	85.01		09:58:37.316

P24 96 1000		Pete SCOTT		Suzuki GSXR750 - South Hill MOT Centre			
IDEAL LAP TIME : 1:43.209		BEST LAP TIME : 1:43.294		DIFFERENCE : 0.085			
LAP	SECTOR 1	SECTOR 2	SECTOR 3	LAP TIME	MPH	DIFF	TIME OF DAY
1 -	37.438	50.593	25.506	1:53.537	77.15	10.243	09:56:26.736
2 -	33.773	48.827	24.594	1:47.194	81.71	3.900	09:58:13.930
3 -	34.265	48.183	24.396	1:46.844	81.98	3.550	10:00:00.774
4 -	33.716	47.599	24.096	1:45.411 (3)	83.10	2.117	10:01:46.185
5 -	33.575	48.127	24.337	1:46.039	82.60	2.745	10:03:32.224
6 -	33.261	47.007	24.286	1:44.554 (2)	83.78	1.260	10:05:16.778
7 -	32.773	46.340	24.181	1:43.294 (1)	84.80		10:07:00.072

P25 45 1000		Glenn SMITH		Kawasaki ZX10R - Team Blumpkin Racing			
IDEAL LAP TIME : 1:43.114		BEST LAP TIME : 1:43.364		DIFFERENCE : 0.250			
LAP	SECTOR 1	SECTOR 2	SECTOR 3	LAP TIME	MPH	DIFF	TIME OF DAY
1 -	35.651	48.375	25.387	1:49.413	80.06	6.049	09:56:13.985
2 -	33.173	46.275	24.313	1:43.761 (2)	84.42	0.397	09:57:57.746
3 -	33.739	45.836	24.624	1:44.199	84.06	0.835	09:59:41.945
4 -	35.500	48.704	25.601	1:49.805	79.77	6.441	10:01:31.750
5 -	33.633	45.949	24.442	1:44.024 (3)	84.20	0.660	10:03:15.774
6 -	32.965	46.046	24.353	1:43.364 (1)	84.74		10:04:59.138

P26 274 1000		Stewart LATIMER		Suzuki GSXR1000 R - Fat Bloke Racing RR			
IDEAL LAP TIME : 1:43.537		BEST LAP TIME : 1:43.848		DIFFERENCE : 0.311			
LAP	SECTOR 1	SECTOR 2	SECTOR 3	LAP TIME	MPH	DIFF	TIME OF DAY
1 -	34.266	47.534	24.932	1:46.732	82.07	2.884	09:56:45.560
2 -	33.877	47.055	24.141	1:45.073 (3)	83.36	1.225	09:58:30.633
3 -	33.314	46.505	24.031	1:43.850 (2)	84.35	0.002	10:00:14.483
4 -	33.148	46.688	24.012	1:43.848 (1)	84.35		10:01:58.331
5 -	33.185	48.770	24.229	1:46.184	82.49	2.336	10:03:44.515

BMCRC - MRO Championships 2022 - Rnd 6 @ Brands Hatch GP

BMCRC Rookie 600 & 1000

QUALIFYING - SECTOR ANALYSIS



SECTOR 1 = FL to I1, SECTOR 2 = I1 to I2, SECTOR 3 = I2 to FL, DIFF = Difference To Personal Best Lap, P = Crossed Finish Line in Pit Lane, D = Time Disallowed

P27 43 600 Paul NIELD		Honda CBR600RR -					
IDEAL LAP TIME : 1:43.769		BEST LAP TIME : 1:43.880		DIFFERENCE : 0.111			
LAP	SECTOR 1	SECTOR 2	SECTOR 3	LAP TIME	MPH	DIFF	TIME OF DAY
1 -	38.700	50.789	25.243	1:54.732	76.35	10.852	09:56:25.034
2 -	34.369	47.825	24.693	1:46.887	81.95	3.007	09:58:11.921
3 -	33.443	46.345	24.374	1:44.162 (2)	84.09	0.282	09:59:56.083
4 -	33.167	46.456	24.257	1:43.880 (1)	84.32		10:01:39.963
5 -	33.568	47.133	24.377	1:45.078 (3)	83.36	1.198	10:03:25.041
6 -	33.528	47.360	24.409	1:45.297	83.19	1.417	10:05:10.338
7 -	33.782	47.620	24.567	1:45.969	82.66	2.089	10:06:56.307

P28 52 600 Spencer CARRINGTON		Yamaha R6 - seton tuning					
IDEAL LAP TIME : 1:44.093		BEST LAP TIME : 1:44.093		DIFFERENCE : 0.000			
LAP	SECTOR 1	SECTOR 2	SECTOR 3	LAP TIME	MPH	DIFF	TIME OF DAY
1 -	34.686	48.516	25.956	1:49.158	80.24	5.065	09:56:19.613
2 -	34.477	47.789	25.206	1:47.472	81.50	3.379	09:58:07.085
3 -	33.445	46.921	25.058	1:45.424 (2)	83.09	1.331	09:59:52.509
4 -	33.008	46.307	24.778	1:44.093 (1)	84.15		10:01:36.602
5 -	33.141	47.763	25.081	1:45.985 (3)	82.65	1.892	10:03:22.587

P29 149 1000 David WILKINS		Yamaha R1 - TwoClicksOut Racing					
IDEAL LAP TIME : 1:43.941		BEST LAP TIME : 1:44.733		DIFFERENCE : 0.792			
LAP	SECTOR 1	SECTOR 2	SECTOR 3	LAP TIME	MPH	DIFF	TIME OF DAY
1 -	35.701	51.528	25.159	1:52.388	77.94	7.655	09:57:09.285
2 -	33.551	48.219	24.066	1:45.836	82.76	1.103	09:58:55.121
3 -	33.410	47.902	23.726	1:45.038 (3)	83.39	0.305	10:00:40.159
4 -	32.774	47.441	24.531	1:44.746 (2)	83.62	0.013	10:02:24.905
5 -	32.847	48.056	23.830	1:44.733 (1)	83.63		10:04:09.638
6 -	32.990	48.770	23.791	1:45.551	82.99	0.818	10:05:55.189

P30 41 600 Toby COOK		Triumph DAYTONA - Brixham Bodyworks					
IDEAL LAP TIME : 1:44.751		BEST LAP TIME : 1:44.751		DIFFERENCE : 0.000			
LAP	SECTOR 1	SECTOR 2	SECTOR 3	LAP TIME	MPH	DIFF	TIME OF DAY
1 -	35.772	49.341	25.272	1:50.385	79.35	5.634	09:56:37.820
2 -	33.854	48.502	24.895	1:47.251 (3)	81.67	2.500	09:58:25.071
3 -	33.649	47.071	24.808	1:45.528 (2)	83.00	0.777	10:00:10.599
4 -	33.616	46.773	24.362	1:44.751 (1)	83.62		10:01:55.350
5 -	33.744	52.795	26.891	1:53.430	77.22	8.679	10:03:48.780

P31 187 1000 Scott DERMOTT		Yamaha R1 - TwoClicksOut					
IDEAL LAP TIME : 1:44.363		BEST LAP TIME : 1:45.365		DIFFERENCE : 1.002			
LAP	SECTOR 1	SECTOR 2	SECTOR 3	LAP TIME	MPH	DIFF	TIME OF DAY
1 -	35.707	51.510	24.915	1:52.132	78.12	6.767	09:57:08.801
2 -	33.193	48.656	24.231	1:46.080 (2)	82.57	0.715	09:58:54.881
3 -	33.452	48.791	24.116	1:46.359 (3)	82.36	0.994	10:00:41.240
4 -	33.034	47.213	25.118	1:45.365 (1)	83.13		10:02:26.605
5 -	34.578	47.379	25.871	1:47.828	81.23	2.463	10:04:14.433
6 -	35.488	49.348	24.785	1:49.621	79.91	4.256	10:06:04.054

P32 42 600 Kai EVANS		Kawasaki ZX6R - CBS Ltd Construction and Engineering					
IDEAL LAP TIME : 1:45.775		BEST LAP TIME : 1:46.005		DIFFERENCE : 0.230			
LAP	SECTOR 1	SECTOR 2	SECTOR 3	LAP TIME	MPH	DIFF	TIME OF DAY
1 -	37.054	50.772	25.694	1:53.520	77.16	7.515	09:56:25.738
2 -	34.421	48.247	25.132	1:47.800 (3)	81.26	1.795	09:58:13.538
3 -	34.412	47.131	24.877	1:46.420 (2)	82.31	0.415	09:59:59.958
4 -	34.020	47.361	24.624	1:46.005 (1)	82.63		10:01:45.963

BMCRC - MRO Championships 2022 - Rnd 6 @ Brands Hatch GP

BMCRC Rookie 600 & 1000

QUALIFYING - SECTOR ANALYSIS



SECTOR 1 = FL to I1, SECTOR 2 = I1 to I2, SECTOR 3 = I2 to FL, DIFF = Difference To Personal Best Lap, P = Crossed Finish Line in Pit Lane, D = Time Disallowed

P33 50 1000 Jason PAES		Aprilia RSV4 -					
IDEAL LAP TIME : 1:46.768		BEST LAP TIME : 1:46.826		DIFFERENCE : 0.058			
LAP	SECTOR 1	SECTOR 2	SECTOR 3	LAP TIME	MPH	DIFF	TIME OF DAY
1 -	35.037	48.944	27.375	1:51.356	78.66	4.530	09:56:33.025
2 -	34.286	48.524	24.977	1:47.787 (3)	81.26	0.961	09:58:20.812
3 -	33.833	48.303	24.803	1:46.939 (2)	81.91	0.113	10:00:07.751
4 -	33.833	48.361	24.632	1:46.826 (1)	82.00		10:01:54.577

P34 24 600 Mark STRUTT		Yamaha R6 - Myself					
IDEAL LAP TIME : 1:46.682		BEST LAP TIME : 1:47.229		DIFFERENCE : 0.547			
LAP	SECTOR 1	SECTOR 2	SECTOR 3	LAP TIME	MPH	DIFF	TIME OF DAY
1 -	36.991	50.654	25.907	1:53.552	77.14	6.323	09:56:19.120
2 -	34.414	49.617	25.053	1:49.084	80.30	1.855	09:58:08.204
3 -	34.483	48.680	25.616	1:48.779	80.52	1.550	09:59:56.983
4 -	34.432	48.242	25.247	1:47.921 (3)	81.16	0.692	10:01:44.904
5 -	33.881	48.303	25.045	1:47.229 (1)	81.69		10:03:32.133
6 -	34.889	48.675	24.559	1:48.123	81.01	0.894	10:05:20.256
7 -	34.185	48.770	24.763	1:47.718 (2)	81.32	0.489	10:07:07.974

P35 37 1000 Adam DAVEY		BMW S1000RR -					
IDEAL LAP TIME : 1:47.490		BEST LAP TIME : 1:48.427		DIFFERENCE : 0.937			
LAP	SECTOR 1	SECTOR 2	SECTOR 3	LAP TIME	MPH	DIFF	TIME OF DAY
1 -	35.665	54.177	26.314	1:56.156	75.41	7.729	09:56:43.180
2 -	34.497	51.767	25.540	1:51.804	78.34	3.377	09:58:34.984
3 -	34.405	50.687	25.391	1:50.483	79.28	2.056	10:00:25.467
4 -	34.183	49.067	25.433	1:48.683 (2)	80.59	0.256	10:02:14.150
5 -	34.534	49.036	25.212	1:48.782 (3)	80.52	0.355	10:04:02.932
6 -	33.242	49.717	25.468	1:48.427 (1)	80.79		10:05:51.359

P36 243 1000 Tony Le GALLEZ		Kawasaki ZX10R - Guttersnipe					
IDEAL LAP TIME : 1:48.091		BEST LAP TIME : 1:49.137		DIFFERENCE : 1.046			
LAP	SECTOR 1	SECTOR 2	SECTOR 3	LAP TIME	MPH	DIFF	TIME OF DAY
1 -	36.791	51.633	25.907	1:54.331	76.61	5.194	09:56:55.455
2 -	34.914	49.846	24.377	1:49.137 (1)	80.26		09:58:44.592
3 -	34.888	50.178	25.368	1:50.434 (2)	79.32	1.297	10:00:35.026
4 -	34.581	50.152	26.464	1:51.197 (3)	78.77	2.060	10:02:26.223
5 -	34.079	52.637	25.450	1:52.166	78.09	3.029	10:04:18.389
6 -	33.868	1:09.920	25.677	2:09.465	67.66	20.328	10:06:27.854

P37 888 1000 Paul FAGG		Yamaha R1 4C8 -					
IDEAL LAP TIME : 1:48.844		BEST LAP TIME : 1:49.268		DIFFERENCE : 0.424			
LAP	SECTOR 1	SECTOR 2	SECTOR 3	LAP TIME	MPH	DIFF	TIME OF DAY
1 -	36.404	50.557	26.504	1:53.465	77.20	4.197	09:56:52.032
2 -	35.239	48.849	25.877	1:49.965 (2)	79.66	0.697	09:58:41.997
3 -	35.663	47.753	25.852	1:49.268 (1)	80.16		10:00:31.265
4 -	36.048	48.423	25.896	1:50.367 (3)	79.37	1.099	10:02:21.632
5 -	36.005	49.791	26.793	1:52.589	77.80	3.321	10:04:14.221

P38 84 1000 Colin McPHERSON		Kawasaki ZX10R -					
IDEAL LAP TIME : 1:49.280		BEST LAP TIME : 1:49.615		DIFFERENCE : 0.335			
LAP	SECTOR 1	SECTOR 2	SECTOR 3	LAP TIME	MPH	DIFF	TIME OF DAY
1 -	36.211	49.862	26.111	1:52.184	78.08	2.569	09:56:54.316
2 -	34.891	49.182	25.542	1:49.615 (1)	79.91		09:58:43.931
3 -	35.297	49.764	25.571	1:50.632 (3)	79.18	1.017	10:00:34.563
4 -	35.253	50.188	26.561	1:52.002	78.21	2.387	10:02:26.565
5 -	34.998	50.558	25.426	1:50.982	78.93	1.367	10:04:17.547
6 -	34.672	49.933	25.753	1:50.358 (2)	79.37	0.743	10:06:07.905

BMCRC - MRO Championships 2022 - Rnd 6 @ Brands Hatch GP

BMCRC Rookie 600 & 1000

QUALIFYING - SECTOR ANALYSIS



SECTOR 1 = FL to I1, SECTOR 2 = I1 to I2, SECTOR 3 = I2 to FL, DIFF = Difference To Personal Best Lap, P = Crossed Finish Line in Pit Lane, D = Time Disallowed

P39		395 600		William NICHOLLS		Yamaha R6 - Will Nicholls Farriery	
IDEAL LAP TIME : 1:51.143		BEST LAP TIME : 1:51.886		DIFFERENCE : 0.743			
LAP	SECTOR 1	SECTOR 2	SECTOR 3	LAP TIME	MPH	DIFF	TIME OF DAY
1 -	38.174	53.148	27.523	1:58.845	73.70	6.959	09:57:08.036
2 -	37.258	53.700	26.010	1:56.968	74.89	5.082	09:59:05.004
3 -	38.316	52.853	26.187	1:57.356	74.64	5.470	10:01:02.360
4 -	35.865	50.802	25.465	1:52.132 (3)	78.12	0.246	10:02:54.492
5 -	36.113	50.849	25.026	1:51.988 (2)	78.22	0.102	10:04:46.480
6 -	35.315	50.862	25.709	1:51.886 (1)	78.29		10:06:38.366

P40		35 600		Phil ZANUTTO		Kawasaki ZX6R -	
IDEAL LAP TIME : 1:55.049		BEST LAP TIME : 1:55.689		DIFFERENCE : 0.640			
LAP	SECTOR 1	SECTOR 2	SECTOR 3	LAP TIME	MPH	DIFF	TIME OF DAY
1 -	40.192	53.189	27.457	2:00.838	72.49	5.149	09:56:32.916
2 -	38.211	52.273	27.336	1:57.820	74.34	2.131	09:58:30.736
3 -	39.011	53.629	27.099	1:59.739	73.15	4.050	10:00:30.475
4 -	36.987	52.073	26.629	1:55.689 (1)	75.71		10:02:26.164
5 -	38.513	51.731	26.681	1:56.925 (3)	74.91	1.236	10:04:23.089
6 -	37.710	52.124	26.331	1:56.165 (2)	75.40	0.476	10:06:19.254

BMCRC - MRO Championships 2022 - Rnd 6 @ Brands Hatch GP

BMCRC Rookie 600 & 1000

QUALIFYING - BEST SECTORS

SECTOR 1			SECTOR 2			SECTOR 3			IDEAL / BEST COMPARISON						
POS	NO	NAME	TIME	NO	NAME	TIME	NO	NAME	TIME	POS	NO	NAME	IDEAL	BEST	DIFF
													PERFECT LAP	1:35.737	
1	449	WALLINGTON	30.361	224	HEALEY	43.025	23	HINCHCLIFFE	22.351	1	224	HEALEY	1:35.933	1:36.161	0.228
2	224	HEALEY	30.546	449	WALLINGTON	43.144	224	HEALEY	22.362	2	449	WALLINGTON	1:35.939	1:36.251	0.312
3	23	HINCHCLIFFE	30.781	141	ROSS	43.384	449	WALLINGTON	22.434	3	23	HINCHCLIFFE	1:36.667	1:37.266	0.599
4	14	GADLIAUSKAS	30.904	334	BRANDISH	43.458	34	CHEESEMAN	22.708	4	141	ROSS	1:37.590	1:38.123	0.533
5	87	THOMPSON	31.027	23	HINCHCLIFFE	43.535	87	THOMPSON	22.821	5	334	BRANDISH	1:37.614	1:38.272	0.658
6	334	BRANDISH	31.164	29	SHEPPHARD	43.651	141	ROSS	22.833	6	87	THOMPSON	1:37.756	1:37.879	0.123
7	34	CHEESEMAN	31.220	87	THOMPSON	43.908	281	FARLEY	22.971	7	29	SHEPPHARD	1:37.920	1:38.564	0.644
8	29	SHEPPHARD	31.283	14	GADLIAUSKAS	44.075	29	SHEPPHARD	22.986	8	14	GADLIAUSKAS	1:37.985	1:38.049	0.064
9	141	ROSS	31.373	26	PRINCE	44.141	334	BRANDISH	22.992	9	34	CHEESEMAN	1:38.855	1:38.855	0.000
10	524	PATON	31.387	524	PATON	44.708	14	GADLIAUSKAS	23.006	10	26	PRINCE	1:39.018	1:39.307	0.289
11	175	PESTANA	31.599	36	MORGAN	44.805	69	COKER	23.029	11	524	PATON	1:39.142	1:39.599	0.457
12	263	BIGUZZI	31.648	34	CHEESEMAN	44.927	524	PATON	23.047	12	36	MORGAN	1:39.767	1:39.767	0.000
13	36	MORGAN	31.713	69	COKER	45.016	26	PRINCE	23.142	13	69	COKER	1:40.049	1:40.832	0.783
14	26	PRINCE	31.735	281	FARLEY	45.323	263	BIGUZZI	23.190	14	281	FARLEY	1:40.203	1:40.357	0.154
15	281	FARLEY	31.909	175	PESTANA	45.396	36	MORGAN	23.249	15	263	BIGUZZI	1:40.484	1:40.642	0.158
16	69	COKER	32.004	222	MERCER	45.539	58	NICHOLAS	23.353	16	175	PESTANA	1:40.804	1:41.704	0.900
17	125	CHAM	32.119	261	GREGORIO	45.552	125	CHAM	23.355	17	125	CHAM	1:41.396	1:41.593	0.197
18	261	GREGORIO	32.354	263	BIGUZZI	45.646	261	GREGORIO	23.619	18	261	GREGORIO	1:41.525	1:41.853	0.328
19	120	GOWER	32.400	177	LAURICELLA	45.722	149	WILKINS	23.726	19	222	MERCER	1:41.830	1:42.426	0.596
20	85	MURRAY	32.456	120	GOWER	45.739	222	MERCER	23.784	20	120	GOWER	1:42.072	1:42.074	0.002
21	222	MERCER	32.507	45	SMITH	45.836	175	PESTANA	23.809	21	85	MURRAY	1:42.367	1:42.704	0.337
22	96	SCOTT	32.773	125	CHAM	45.922	120	GOWER	23.933	22	58	NICHOLAS	1:42.820	1:43.039	0.219
23	149	WILKINS	32.774	85	MURRAY	45.928	177	LAURICELLA	23.952	23	177	LAURICELLA	1:42.870	1:42.870	0.000
24	58	NICHOLAS	32.905	52	CARRINGTON	46.307	85	MURRAY	23.983	24	45	SMITH	1:43.114	1:43.364	0.250
25	45	SMITH	32.965	96	SCOTT	46.340	274	LATIMER	24.012	25	96	SCOTT	1:43.209	1:43.294	0.085
26	52	CARRINGTON	33.008	43	NIELD	46.345	96	SCOTT	24.096	26	274	LATIMER	1:43.537	1:43.848	0.311
27	274	LATIMER	33.020	274	LATIMER	46.505	187	DERMOTT	24.116	27	43	NIELD	1:43.769	1:43.880	0.111
28	187	DERMOTT	33.034	58	NICHOLAS	46.562	43	NIELD	24.257	28	149	WILKINS	1:43.941	1:44.733	0.792
29	43	NIELD	33.167	41	COOK	46.773	45	SMITH	24.313	29	52	CARRINGTON	1:44.093	1:44.093	0.000
30	177	LAURICELLA	33.196	42	EVANS	47.131	41	COOK	24.362	30	187	DERMOTT	1:44.363	1:45.365	1.002
31	37	DAVEY	33.242	187	DERMOTT	47.213	243	GALLEZ	24.377	31	41	COOK	1:44.751	1:44.751	0.000
32	41	COOK	33.616	149	WILKINS	47.441	24	STRUTT	24.559	32	42	EVANS	1:45.775	1:46.005	0.230
33	50	PAES	33.833	888	FAGG	47.753	42	EVANS	24.624	33	24	STRUTT	1:46.682	1:47.229	0.547
34	243	GALLEZ	33.868	24	STRUTT	48.242	50	PAES	24.632	34	50	PAES	1:46.768	1:46.826	0.058
35	24	STRUTT	33.881	50	PAES	48.303	52	CARRINGTON	24.778	35	37	DAVEY	1:47.490	1:48.427	0.937
36	42	EVANS	34.020	37	DAVEY	49.036	395	NICHOLLS	25.026	36	243	GALLEZ	1:48.091	1:49.137	1.046
37	84	McPHERSON	34.672	84	McPHERSON	49.182	37	DAVEY	25.212	37	888	FAGG	1:48.844	1:49.268	0.424
38	888	FAGG	35.239	243	GALLEZ	49.846	84	McPHERSON	25.426	38	84	McPHERSON	1:49.280	1:49.615	0.335
39	395	NICHOLLS	35.315	395	NICHOLLS	50.802	888	FAGG	25.852	39	395	NICHOLLS	1:51.143	1:51.886	0.743
40	35	ZANUTTO	36.987	35	ZANUTTO	51.731	35	ZANUTTO	26.331	40	35	ZANUTTO	1:55.049	1:55.689	0.640

BMCRC - MRO Championships 2022 - Rnd 6 @ Brands Hatch GP

BMCRC Rookie 600 & 1000

QUALIFYING - STATISTICS

Competitors Started 40
Planned Start 2022-07-16 @ 09:51:00.000
Actual Start 2022-07-16 @ 09:52:59.437
Finish Time 2022-07-16 @ 10:05:34.334
Track Length 2.4332mi.
Total Laps 245
Total Distance Covered 596.1559mi.

Session Fastest Lap History

NO	CL	NAME	LAP TIME	TIME OF DAY	LAP	VEHICLE
224	1000	Lee HEALEY	1:39.716	09:55:55.755	1	Suzuki GSXR 1000R
224	1000	Lee HEALEY	1:36.780	09:57:32.534	2	Suzuki GSXR 1000R
224	1000	Lee HEALEY	1:36.161	09:59:08.695	3	Suzuki GSXR 1000R

Flag History

TYPE	TIME OF DAY
GREEN	09:52:59.437
FINISH	10:05:34.334

Flag Statistics

TYPE	COUNT	TOTAL LAPS	TOTAL TIME
Green	1	7	14:25.975
Red	0	0	0.000
Safety Car	0	0	0.000
FCY	0	0	0.000

BMCRC - MRO Championships 2022 - Rnd 6 @ Brands Hatch GP

BMCRC Rookie 600 & 1000

QUALIFYING - STATISTICS

CLASS : 1000

26 Starters

Fastest Lap History

NO	NAME	LAP TIME	TIME OF DAY	LAP	VEHICLE
224	Lee HEALEY	1:39.716	09:55:55.755	1	Suzuki GSXR 1000R
224	Lee HEALEY	1:36.780	09:57:32.534	2	Suzuki GSXR 1000R
224	Lee HEALEY	1:36.161	09:59:08.695	3	Suzuki GSXR 1000R

BMCRC - MRO Championships 2022 - Rnd 6 @ Brands Hatch GP

BMCRC Rookie 600 & 1000

QUALIFYING - STATISTICS

CLASS : 600

14 Starters

Fastest Lap History

NO	NAME	LAP TIME	TIME OF DAY	LAP	VEHICLE
29	Michael SHEPPHARD	1:40.962	09:55:59.101	1	Kawasaki ZX6R
29	Michael SHEPPHARD	1:39.086	09:57:38.187	2	Kawasaki ZX6R
29	Michael SHEPPHARD	1:38.564	09:59:16.751	3	Kawasaki ZX6R
14	Justas GADLIAUSKAS	1:38.049	10:01:19.221	4	Yamaha R6

BMCRC - MRO Championships 2022 - Rnd 6 @ Brands Hatch GP

BMCRC Rookie 600 & 1000

RACE 4 - GRID (6 Laps)



CONTRACTORS LTD

ROW 15	45	46	Pete MARSH	44	35	1:55.689 Phil ZANUTTO	43	395	1:51.886 William NICHOLLS
ROW 14	42	24	1:47.229 Mark STRUTT	41	42	1:46.005 Kai EVANS	40	41	1:44.751 Toby COOK
ROW 13	39	52	1:44.093 Spencer CARRINGTON	38	43	1:43.880 Paul NIELD	37	58	1:43.039 Paul NICHOLAS
ROW 12	36	177	1:42.870 Calogero LAURICELLA	35	120	1:42.074 James GOWER	34	524	1:39.599 Callum PATON
ROW 11	33	29	1:38.564 Michael SHEPPHARD	32	141	1:38.123 Henry ROSS	31	14	1:38.049 Justas GADLIAUSKAS
ROW 10	30			29			28		
ROW 9	27			26	84	1:49.615 Colin McPHERSON	25	888	1:49.268 Paul FAGG
ROW 8	24	243	1:49.137 Tony Le GALLEZ	23	37	1:48.427 Adam DAVEY	22	50	1:46.826 Jason PAES
ROW 7	21	187	1:45.365 Scott DERMOTT	20	149	1:44.733 David WILKINS	19	274	1:43.848 Stewart LATIMER
ROW 6	18	45	1:43.364 Glenn SMITH	17	96	1:43.294 Pete SCOTT	16	85	1:42.704 Conor MURRAY
ROW 5	15	222	1:42.426 Daniel MERCER	14	261	1:41.853 Roberto Di GREGORIO	13	175	1:41.704 Arlindo PESTANA
ROW 4	12	125	1:41.593 Matthew CHAM	11	69	1:40.832 Alfie COKER	10	263	1:40.642 Riccardo BIGUZZI
ROW 3	9	281	1:40.357 Daniel FARLEY	8	36	1:39.767 Alan MORGAN	7	26	1:39.307 George PRINCE
ROW 2	6	34	1:38.855 Ben CHEESEMAN	5	334	1:38.272 Anthony BRANDISH	4	87	1:37.879 Karl THOMPSON
ROW 1	3	23	1:37.266 Harry HINCHCLIFFE	2	449	1:36.251 Luke WALLINGTON	1	224	1:36.161 Lee HEALEY
Pole									

Brands Hatch GP: 2.4332 miles

These results are provisional until the conclusion of any judicial and technical matters.

Clerk Of Course :	Stewards :	Timekeeper : <i>Craig Smith</i>
-------------------	------------	------------------------------------

Results can be found at www.tsl-timing.com

Printed - 10:09 Saturday, 16 July 2022



BMCRC - MRO Championships 2022 - Rnd 6 @ Brands Hatch GP

BMCRC Rookie 600 & 1000

RACE 4 - CLASSIFICATION



CONTRACTORS LTD

POS	NO	CL	PIC NAME	ENTRY	LAPS	TIME	GAP	DIFF	MPH	BEST	ON
1	449	1000	1 Luke WALLINGTON	Yamaha R1 4C8 - BW Bespoke Developments Ltd	6	9:31.648			91.94	1:34.047	5
2	23	1000	2 Harry HINCHCLIFFE	Kawasaki ZX10R - JDL Electrical	6	9:36.527	4.879	4.879	91.16	1:34.541	6
3	224	1000	3 Lee HEALEY	Suzuki GSXR 1000R - F-Tech Fire & Electrical Ltd /	6	9:42.577	10.929	6.050	90.21	1:35.576	3
4	334	1000	4 Anthony BRANDISH	Suzuki GSXR 1000 - BW bespoke developments ltd	6	9:43.813	12.165	1.236	90.02	1:36.027	6
5	87	1000	5 Karl THOMPSON	Yamaha R1 - #Teamrace	6	9:48.231	16.583	4.418	89.35	1:36.381	6
6	34	1000	6 Ben CHEESEMAN	Kawasaki ZX10RR - BCH Services Kent Ltd	6	9:54.587	22.939	6.356	88.39	1:37.345	4
7	26	1000	7 George PRINCE	Yamaha R1 - Prince haulage Ltd	6	9:54.861	23.213	0.274	88.35	1:36.835	6
8	69	1000	8 Alfie COKER	Kawasaki ZX10RR - Elmech Racing	6	10:05.417	33.769	10.556	86.81	1:38.544	5
9	125	1000	9 Matthew CHAM	Kawasaki ZX10R - MFM Track Bikes	6	10:07.162	35.514	1.745	86.56	1:39.386	2
10	281	1000	10 Daniel FARLEY	Suzuki GSXR - F-TECH FIRE & ELECTRICAL LTD	6	10:07.445	35.797	0.283	86.52	1:39.045	5
11	36*	1000	11 Alan MORGAN	Suzuki GSXR 1000 - Little Duck Racing	6	10:07.621	35.973	0.176	86.49	1:39.319	5
12	263	1000	12 Riccardo BIGUZZI	BMW S1000RR - Riccardo's Travel	6	10:14.943	43.295	7.322	85.46	1:40.525	2
13	261	1000	13 Roberto Di GREGORIO	Ducati 899 PANIGALE -	6	10:21.410	49.762	6.467	84.58	1:41.252	4
14	175*	1000	14 Arlindo PESTANA	BMW S1000RR - Pep's racing	6	10:21.463	49.815	0.053	84.57	1:39.138	5
15	85	1000	15 Conor MURRAY	-	6	10:25.302	53.654	3.839	84.05	1:41.267	6
16	149	1000	16 David WILKINS	Yamaha R1 - TwoClicksOut Racing	6	10:25.652	54.004	0.350	84.00	1:42.025	6
17	45	1000	17 Glenn SMITH	Kawasaki ZX10R - Team Blumpkin Racing	6	10:26.736	55.088	1.084	83.86	1:42.402	6
18	96	1000	18 Pete SCOTT	Suzuki GSXR750 - South Hill MOT Centre	6	10:29.605	57.957	2.869	83.47	1:43.078	5
19	274	1000	19 Stewart LATIMER	Suzuki GSXR1000 R - Fat Bloke Racing RR	6	10:31.285	59.637	1.680	83.25	1:42.993	4
20	29	600	1 Michael SHEPPHARD	Kawasaki ZX6R - RTR Performance, KRS Solutions	6	10:32.267	1:00.619	0.982	83.12	1:36.701	3
21	14	600	2 Justas GADLIAUSKAS	Yamaha R6 - GMD Installations Ltd	6	10:33.471	1:01.823	1.204	82.96	1:36.832	3
22	37	1000	20 Adam DAVEY	BMW S1000RR -	6	10:34.165	1:02.517	0.694	82.87	1:42.638	5
23	187	1000	21 Scott DERMOTT	Yamaha R1 - TwoClicksOut	6	10:35.243	1:03.595	1.078	82.73	1:42.086	6
24	222	1000	22 Daniel MERCER	Honda CBR1000RR - Desperate Dan Racing	6	10:35.462	1:03.814	0.219	82.70	1:42.598	5
25	50	1000	23 Jason PAES	Aprilia RSV4 -	6	10:42.813	1:11.165	7.351	81.76	1:44.405	3
26	888	1000	24 Paul FAGG	Yamaha R1 4C8 -	6	10:45.841	1:14.193	3.028	81.38	1:44.582	6
27	243	1000	25 Tony Le GALLEZ	Kawasaki ZX10R - Guttersnipe	6	10:46.412	1:14.764	0.571	81.30	1:44.545	4
28	524	600	3 Callum PATON	Honda CBR600 RR - Peter & Joy Page	6	10:48.407	1:16.759	1.995	81.05	1:39.005	6
29	46	600	4 Pete MARSH	Kawasaki ZX6R - Zipped Up Racing	6	10:54.175	1:22.527	5.768	80.34	1:39.883	3
30	84	1000	26 Colin McPHERSON	Kawasaki ZX10R -	6	10:55.038	1:23.390	0.863	80.23	1:47.539	3
31	141	600	5 Henry ROSS	Yamaha R6 -	6	10:58.066	1:26.418	3.028	79.86	1:38.121	6
32	177	600	6 Calogero LAURICELLA	Yamaha YZF R6 -	6	11:01.864	1:30.216	3.798	79.41	1:40.077	4
33	43	600	7 Paul NIELD	Honda CBR600RR -	6	11:02.432	1:30.784	0.568	79.34	1:40.828	6
34	58	600	8 Paul NICHOLAS	Yamaha YZF R6 - MARLEY COMMS	6	11:05.614	1:33.966	3.182	78.96	1:41.551	2
35	52	600	9 Spencer CARRINGTON	Yamaha R6 - seton tuning	6	11:14.285	1:42.637	8.671	77.94	1:42.989	4
36	120	600	10 James GOWER	Yamaha R6 - TeamRubyRacing	6	11:20.433	1:48.785	6.148	77.24	1:42.893	2
37	42	600	11 Kai EVANS	Kawasaki ZX6R - CBS Ltd Construction and Engine	5	9:33.956	1 Lap	1 Lap	76.31	1:43.473	3
38	24	600	12 Mark STRUTT	Yamaha R6 - Myself	5	9:35.043	1 Lap	1.087	76.16	1:43.653	3
39	395	600	13 William NICHOLLS	Yamaha R6 - Will Nicholls Farriery	5	10:12.225	1 Lap	37.182	71.54	1:47.422	5
40	35	600	14 Phil ZANUTTO	Kawasaki ZX6R -	5	10:13.538	1 Lap	1.313	71.38	1:51.955	2

FASTEST LAP

449	1000	Luke WALLINGTON	Yamaha R1 4C8 - BW Bespoke Developments Ltd	5	1:34.047	93.14 mph	149.89 kph
29	600	Michael SHEPPHARD	Kawasaki ZX6R - RTR Performance, KRS Solutions	3	1:36.701	90.58 mph	145.78 kph

* Bike 175 - 10 second penalty - jump start
 * Bike 36 - Please fit a working transponder
 Class 1000 - 92.5% of Race Speed = 85.04 mph
 Class 600 - 92.5% of Race Speed = 76.88 mph

Weather / Track : Sunny / Dry

These results are provisional until the conclusion of any judicial and technical matters.

Race Distance: 6 Laps / 14.59 miles
 Brands Hatch GP: 2.4332 miles
 Date: 16/07/2022 Start: 12:56 Finish: 13:05

Clerk Of Course :	Stewards :	Timekeeper :
		<i>Craig Smith</i>

Results can be found at www.tsl-timing.com

Printed - 13:12 Saturday, 16 July 2022



BMCRC - MRO Championships 2022 - Rnd 6 @ Brands Hatch GP

BMCRC Rookie 600 & 1000

RACE 4 - LAP CHART

LAP 2 @ 12:57:51.329		
NO	BEHIND	LAP TIME

449		1:39.970
23	0.889	1:40.859
224	2.023	1:41.993
334	2.633	1:42.603
87	3.558	1:43.528
34	5.204	1:45.174
26	5.536	1:45.506
281	6.693	1:46.663
125	6.857	1:46.827
69	7.330	1:47.300
175	7.816	1:47.786
36	7.827	1:47.797
149	9.593	1:49.563
261	10.080	1:50.050
263	10.386	1:50.356
85	11.489	1:51.459
274	11.719	1:51.689
45	11.932	1:51.902
96	12.193	1:52.163
84	15.985	1:55.955
37	16.153	1:56.123
50	16.325	1:56.295
222	16.441	1:56.411
187	16.614	1:56.584
888	17.278	1:57.248
243	17.666	1:57.636
29	45.313	2:25.283
14	46.199	2:26.169
524	50.833	2:30.803
46	51.029	2:30.999
43	53.676	2:33.646
120	53.797	2:33.767
58	55.332	2:35.302
52	56.050	2:36.020
177	56.143	2:36.113
141	57.088	2:37.058
42	57.328	2:37.298
24	57.793	2:37.763
35	1:02.500	2:42.470
395	1:15.400	2:55.370
449		1:34.650
23	1.796	1:35.557
224	3.265	1:35.892
334	4.258	1:36.275
87	5.473	1:36.565
34	8.942	1:38.388
26	9.387	1:38.501
125	11.593	1:39.386
281	12.819	1:40.776
69	13.058	1:40.378
175	13.825	1:40.659
36	13.837	1:40.660
263	16.261	1:40.525
261	19.183	1:43.753
149	19.236	1:44.293
85	20.045	1:43.206
45	20.583	1:43.301
274	21.095	1:44.026
96	21.773	1:44.230
37	26.909	1:45.406
222	28.286	1:46.495
84	29.082	1:47.747
50	29.241	1:47.566
187	29.336	1:47.372

243	29.625	1:46.609
888	30.376	1:47.748
29	47.514	1:36.851
14	48.762	1:37.213
524	56.529	1:40.346
46	57.440	1:41.061
43	1:01.063	1:42.037
120	1:02.040	1:42.893
58	1:02.233	1:41.551
177	1:03.074	1:41.581
52	1:05.345	1:43.945
141	1:06.210	1:43.772
42	1:06.600	1:43.922
24	1:07.798	1:44.655
35	1:19.805	1:51.955
395	1:30.788	1:50.038

LAP 3 @ 13:01:00.294		
NO	BEHIND	LAP TIME

449		1:34.315
23	2.648	1:35.167
224	4.526	1:35.576
334	6.168	1:36.225
87	8.952	1:37.794
34	12.574	1:37.947
26	12.847	1:37.775
125	16.747	1:39.469
69	18.377	1:39.634
281	19.239	1:40.735
36	19.568	1:40.045
175	20.505	1:40.995
263	22.887	1:40.941
261	26.553	1:41.685
149	27.964	1:43.043
85	28.434	1:42.704
45	28.897	1:42.629
274	30.315	1:43.535
96	30.759	1:43.301
37	36.584	1:43.990
222	36.983	1:43.012
187	38.231	1:43.210
50	39.331	1:44.405
243	42.004	1:46.694
84	42.306	1:47.539
888	42.433	1:46.372
29	49.900	1:36.701
14	51.279	1:36.832
524	1:01.884	1:39.670
46	1:03.008	1:39.883
43	1:08.723	1:41.975
177	1:10.903	1:42.144
58	1:11.134	1:43.216
120	1:11.716	1:43.991
141	1:11.924	1:40.029
52	1:14.234	1:43.204
42	1:15.758	1:43.473
24	1:17.136	1:43.653

LAP 4 @ 13:02:34.832		
NO	BEHIND	LAP TIME

449		1:34.538
23	3.628	1:35.518
35	1 Lap	1:53.012
224	6.268	1:36.280
334	8.157	1:36.527

395	1 Lap	1:49.352
87	11.732	1:37.318
34	15.381	1:37.345
26	16.052	1:37.743
125	22.544	1:40.335
69	22.724	1:38.885
36	24.467	1:39.437
281	25.309	1:40.608
175	26.053	1:40.086
263	29.131	1:40.782
261	33.267	1:41.252
149	36.983	1:43.557
85	37.481	1:43.585
45	37.659	1:43.300
274	38.770	1:42.993
96	39.479	1:43.258
37	45.290	1:43.244
222	45.927	1:43.482
187	46.556	1:42.863
50	49.440	1:44.647
243	52.011	1:44.545
888	52.548	1:44.653
29	53.034	1:37.672
14	53.736	1:36.995
84	56.040	1:48.272
524	1:06.536	1:39.190
46	1:09.322	1:40.852
43	1:16.130	1:41.945
177	1:16.442	1:40.077
141	1:16.805	1:39.419
58	1:18.308	1:41.712
120	1:21.830	1:44.652
52	1:22.685	1:42.989
42	1:25.908	1:44.688
24	1:27.109	1:44.511

LAP 5 @ 13:04:08.879		
NO	BEHIND	LAP TIME

449		1:34.047
23	4.466	1:34.885
224	8.589	1:36.368
334	10.266	1:36.156
87	14.330	1:36.645
34	19.284	1:37.950
26	20.506	1:38.501
35	1 Lap	1:53.491
69	27.221	1:38.544
395	1 Lap	1:50.043
125	28.267	1:39.770
36	29.739	1:39.319
281	30.307	1:39.045
175	31.144	1:39.138
263	36.468	1:41.384
261	40.643	1:41.423
149	46.107	1:43.171
85	46.515	1:43.081
45	46.814	1:43.202
274	48.287	1:43.564
96	48.510	1:43.078
37	53.881	1:42.638
222	54.478	1:42.598
187	55.637	1:43.128
29	56.699	1:37.712
14	57.427	1:37.738
50	1:00.095	1:44.702
243	1:03.285	1:45.321

LAP 6 @ 13:05:43.007		
NO	BEHIND	LAP TIME

449		1:34.128
42	1 Lap	1:44.575
24	1 Lap	1:44.461
23	4.879	1:34.541
224	10.929	1:36.468
334	12.165	1:36.027
87	16.583	1:36.381
34	22.939	1:37.783
26	23.213	1:36.835
69	33.769	1:40.676
125	35.514	1:41.375
281	35.797	1:39.618
36	35.973	1:40.362
175	39.815	1:42.799
395	1 Lap	1:47.422
35	1 Lap	1:52.610
263	43.295	1:40.955
261	49.762	1:43.247
85	53.654	1:41.267
149	54.004	1:42.025
45	55.088	1:42.402
96	57.957	1:43.575
274	59.637	1:45.478
29	1:00.619	1:38.048
14	1:01.823	1:38.524
37	1:02.517	1:42.764
187	1:03.595	1:42.086
222	1:03.814	1:43.464
50	1:11.165	1:45.198
888	1:14.193	1:44.582
243	1:14.764	1:45.607
524	1:16.759	1:39.005
46	1:22.527	1:41.358
84	1:23.390	1:47.833
141	1:26.418	1:38.121
177	1:30.216	1:40.739
43	1:30.784	1:40.828
58	1:33.966	1:41.928
52	1:42.637	1:44.508
120	1:48.785	1:49.089

BMCRC - MRO Championships 2022 - Rnd 6 @ Brands Hatch GP

BMCRC Rookie 600 & 1000

RACE 4 - SECTOR ANALYSIS



SECTOR 1 = FL to I1, SECTOR 2 = I1 to I2, SECTOR 3 = I2 to FL, DIFF = Difference To Personal Best Lap, P = Crossed Finish Line in Pit Lane, D = Time Disallowed

P1 449 1000 Luke WALLINGTON		Yamaha R1 4C8 - BW Bespoke Developments Ltd					
IDEAL LAP TIME : 1:33.799		BEST LAP TIME : 1:34.047		DIFFERENCE : 0.248			
LAP	SECTOR 1	SECTOR 2	SECTOR 3	LAP TIME	MPH	DIFF	TIME OF DAY
1 -			22.202	1:39.970	87.62	5.923	12:57:51.329
2 -	30.107	42.267	22.276	1:34.650	92.54	0.603	12:59:25.979
3 -	29.766	42.555	21.994	1:34.315 (3)	92.87	0.268	13:01:00.294
4 -	30.008	42.433	22.097	1:34.538	92.65	0.491	13:02:34.832
5 -	30.014	42.137	21.896	1:34.047 (1)	93.14		13:04:08.879
6 -	29.776	42.225	22.127	1:34.128 (2)	93.06	0.081	13:05:43.007

P2 23 1000 Harry HINCHCLIFFE		Kawasaki ZX10R - JDL Electrical					
IDEAL LAP TIME : 1:34.357		BEST LAP TIME : 1:34.541		DIFFERENCE : 0.184			
LAP	SECTOR 1	SECTOR 2	SECTOR 3	LAP TIME	MPH	DIFF	TIME OF DAY
1 -			22.194	1:40.859	86.85	6.318	12:57:52.218
2 -	30.833	42.441	22.283	1:35.557	91.67	1.016	12:59:27.775
3 -	30.432	42.530	22.205	1:35.167 (3)	92.04	0.626	13:01:02.942
4 -	30.425	42.552	22.541	1:35.518	91.70	0.977	13:02:38.460
5 -	30.359	42.511	22.015	1:34.885 (2)	92.32	0.344	13:04:13.345
6 -	30.074	42.268	22.199	1:34.541 (1)	92.65		13:05:47.886

P3 224 1000 Lee HEALEY		Suzuki GSXR 1000R - F-Tech Fire & Electrical Ltd / Ark Joinery					
IDEAL LAP TIME : 1:35.433		BEST LAP TIME : 1:35.576		DIFFERENCE : 0.143			
LAP	SECTOR 1	SECTOR 2	SECTOR 3	LAP TIME	MPH	DIFF	TIME OF DAY
1 -			22.634	1:41.993	85.88	6.417	12:57:53.352
2 -	30.633	42.756	22.503	1:35.892 (2)	91.35	0.316	12:59:29.244
3 -	30.661	42.434	22.481	1:35.576 (1)	91.65		13:01:04.820
4 -	30.980	42.934	22.366	1:36.280 (3)	90.98	0.704	13:02:41.100
5 -	30.796	43.007	22.565	1:36.368	90.89	0.792	13:04:17.468
6 -	31.023	42.792	22.653	1:36.468	90.80	0.892	13:05:53.936

P4 334 1000 Anthony BRANDISH		Suzuki GSXR 1000 - BW bespoke developments ltd					
IDEAL LAP TIME : 1:35.605		BEST LAP TIME : 1:36.027		DIFFERENCE : 0.422			
LAP	SECTOR 1	SECTOR 2	SECTOR 3	LAP TIME	MPH	DIFF	TIME OF DAY
1 -			22.588	1:42.603	85.37	6.576	12:57:53.962
2 -	30.893	42.846	22.536	1:36.275	90.98	0.248	12:59:30.237
3 -	31.045	42.685	22.495	1:36.225 (3)	91.03	0.198	13:01:06.462
4 -	30.861	43.326	22.340	1:36.527	90.75	0.500	13:02:42.989
5 -	30.808	42.867	22.481	1:36.156 (2)	91.10	0.129	13:04:19.145
6 -	30.580	42.966	22.481	1:36.027 (1)	91.22		13:05:55.172

P5 87 1000 Karl THOMPSON		Yamaha R1 - #Teamrace					
IDEAL LAP TIME : 1:35.948		BEST LAP TIME : 1:36.381		DIFFERENCE : 0.433			
LAP	SECTOR 1	SECTOR 2	SECTOR 3	LAP TIME	MPH	DIFF	TIME OF DAY
1 -			22.762	1:43.528	84.61	7.147	12:57:54.887
2 -	30.967	42.673	22.925	1:36.565 (2)	90.71	0.184	12:59:31.452
3 -	31.337	43.849	22.608	1:37.794	89.57	1.413	13:01:09.246
4 -	31.085	43.228	23.005	1:37.318	90.01	0.937	13:02:46.564
5 -	30.827	42.986	22.832	1:36.645 (3)	90.63	0.264	13:04:23.209
6 -	30.833	43.100	22.448	1:36.381 (1)	90.88		13:05:59.590

P6 34 1000 Ben CHEESEMAN		Kawasaki ZX10RR - BCH Services Kent Ltd					
IDEAL LAP TIME : 1:36.981		BEST LAP TIME : 1:37.345		DIFFERENCE : 0.364			
LAP	SECTOR 1	SECTOR 2	SECTOR 3	LAP TIME	MPH	DIFF	TIME OF DAY
1 -			23.170	1:45.174	83.28	7.829	12:57:56.533
2 -	31.354	44.364	22.670	1:38.388	89.03	1.043	12:59:34.921
3 -	31.177	44.112	22.658	1:37.947 (3)	89.43	0.602	13:01:12.868
4 -	31.017	43.929	22.399	1:37.345 (1)	89.98		13:02:50.213
5 -	30.950	44.314	22.686	1:37.950	89.43	0.605	13:04:28.163
6 -	31.122	43.632	23.029	1:37.783 (2)	89.58	0.438	13:06:05.946

BMCRC - MRO Championships 2022 - Rnd 6 @ Brands Hatch GP

BMCRC Rookie 600 & 1000

RACE 4 - SECTOR ANALYSIS



SECTOR 1 = FL to I1, SECTOR 2 = I1 to I2, SECTOR 3 = I2 to FL, DIFF = Difference To Personal Best Lap, P = Crossed Finish Line in Pit Lane, D = Time Disallowed

P7 26 1000		George PRINCE		Yamaha R1 - Prince haulage Ltd			
IDEAL LAP TIME : 1:36.653		BEST LAP TIME : 1:36.835		DIFFERENCE : 0.182			
LAP	SECTOR 1	SECTOR 2	SECTOR 3	LAP TIME	MPH	DIFF	TIME OF DAY
1 -			23.311	1:45.506	83.02	8.671	12:57:56.865
2 -	31.212	44.352	22.937	1:38.501	88.93	1.666	12:59:35.366
3 -	31.016	44.066	22.693	1:37.775 (3)	89.59	0.940	13:01:13.141
4 -	31.124	43.973	22.646	1:37.743 (2)	89.62	0.908	13:02:50.884
5 -	31.097	44.017	23.387	1:38.501	88.93	1.666	13:04:29.385
6 -	31.118	42.991	22.726	1:36.835 (1)	90.46		13:06:06.220

P8 69 1000		Alfie COKER		Kawasaki ZX10RR - Elmech Racing			
IDEAL LAP TIME : 1:38.447		BEST LAP TIME : 1:38.544		DIFFERENCE : 0.097			
LAP	SECTOR 1	SECTOR 2	SECTOR 3	LAP TIME	MPH	DIFF	TIME OF DAY
1 -			22.899	1:47.300	81.63	8.756	12:57:58.659
2 -	31.902	45.373	23.103	1:40.378	87.26	1.834	12:59:39.037
3 -	32.110	44.520	23.004	1:39.634 (3)	87.92	1.090	13:01:18.671
4 -	31.786	44.358	22.741	1:38.885 (2)	88.58	0.341	13:02:57.556
5 -	31.432	44.274	22.838	1:38.544 (1)	88.89		13:04:36.100
6 -	32.569	44.983	23.124	1:40.676	87.01	2.132	13:06:16.776

P9 125 1000		Matthew CHAM		Kawasaki ZX10R - MFM Track Bikes			
IDEAL LAP TIME : 1:38.968		BEST LAP TIME : 1:39.386		DIFFERENCE : 0.418			
LAP	SECTOR 1	SECTOR 2	SECTOR 3	LAP TIME	MPH	DIFF	TIME OF DAY
1 -			23.081	1:46.827	81.99	7.441	12:57:58.186
2 -	31.588	44.371	23.427	1:39.386 (1)	88.13		12:59:37.572
3 -	31.736	44.681	23.052	1:39.469 (2)	88.06	0.083	13:01:17.041
4 -	31.981	45.065	23.289	1:40.335	87.30	0.949	13:02:57.376
5 -	31.838	44.923	23.009	1:39.770 (3)	87.80	0.384	13:04:37.146
6 -	32.307	45.849	23.219	1:41.375	86.41	1.989	13:06:18.521

P10 281 1000		Daniel FARLEY		Suzuki GSXR - F-TECH FIRE & ELECTRICAL LTD			
IDEAL LAP TIME : 1:38.625		BEST LAP TIME : 1:39.045		DIFFERENCE : 0.420			
LAP	SECTOR 1	SECTOR 2	SECTOR 3	LAP TIME	MPH	DIFF	TIME OF DAY
1 -			23.171	1:46.663	82.12	7.618	12:57:58.022
2 -	32.412	45.317	23.047	1:40.776	86.92	1.731	12:59:38.798
3 -	32.858	45.226	22.651	1:40.735	86.95	1.690	13:01:19.533
4 -	32.223	45.107	23.278	1:40.608 (3)	87.06	1.563	13:03:00.141
5 -	31.873	44.470	22.702	1:39.045 (1)	88.44		13:04:39.186
6 -	31.504	45.432	22.682	1:39.618 (2)	87.93	0.573	13:06:18.804

P11 36 1000		Alan MORGAN		Suzuki GSXR 1000 - Little Duck Racing			
IDEAL LAP TIME :		BEST LAP TIME : 1:39.319		DIFFERENCE :			
LAP	SECTOR 1	SECTOR 2	SECTOR 3	LAP TIME	MPH	DIFF	TIME OF DAY
1 -				1:47.797	81.26	8.478	12:57:59.156
2 -				1:40.660	87.02	1.341	12:59:39.816
3 -				1:40.045 (3)	87.55	0.726	13:01:19.862
4 -				1:39.437 (2)	88.09	0.118	13:02:59.299
5 -				1:39.319 (1)	88.19		13:04:38.618
6 -				1:40.362	87.28	1.043	13:06:18.980

P12 263 1000		Riccardo BIGUZZI		BMW S1000RR - Riccardo's Travel			
IDEAL LAP TIME : 1:40.033		BEST LAP TIME : 1:40.525		DIFFERENCE : 0.492			
LAP	SECTOR 1	SECTOR 2	SECTOR 3	LAP TIME	MPH	DIFF	TIME OF DAY
1 -			23.526	1:50.356	79.37	9.831	12:58:01.715
2 -	32.495	44.987	23.043	1:40.525 (1)	87.14		12:59:42.240
3 -	32.235	45.270	23.436	1:40.941 (3)	86.78	0.416	13:01:23.181
4 -	32.313	45.088	23.381	1:40.782 (2)	86.91	0.257	13:03:03.963
5 -	32.589	45.226	23.569	1:41.384	86.40	0.859	13:04:45.347
6 -	32.003	45.374	23.578	1:40.955	86.76	0.430	13:06:26.302

BMCRC - MRO Championships 2022 - Rnd 6 @ Brands Hatch GP

BMCRC Rookie 600 & 1000

RACE 4 - SECTOR ANALYSIS



SECTOR 1 = FL to I1, SECTOR 2 = I1 to I2, SECTOR 3 = I2 to FL, DIFF = Difference To Personal Best Lap, P = Crossed Finish Line in Pit Lane, D = Time Disallowed

P13 261 1000 Roberto Di GREGORIO		Ducati 899 PANIGALE -					
IDEAL LAP TIME : 1:40.839		BEST LAP TIME : 1:41.252		DIFFERENCE : 0.413			
LAP	SECTOR 1	SECTOR 2	SECTOR 3	LAP TIME	MPH	DIFF	TIME OF DAY
1 -			23.365	1:50.050	79.59	8.798	12:58:01.409
2 -	33.281	46.036	24.436	1:43.753	84.42	2.501	12:59:45.162
3 -	32.387	45.436	23.862	1:41.685 (3)	86.14	0.433	13:01:26.847
4 -	32.611	45.087	23.554	1:41.252 (1)	86.51		13:03:08.099
5 -	32.662	45.276	23.485	1:41.423 (2)	86.36	0.171	13:04:49.522
6 -	34.149	45.225	23.873	1:43.247	84.84	1.995	13:06:32.769

P14 175 1000 Arlindo PESTANA		BMW S1000RR - Pep's racing					
IDEAL LAP TIME : 1:39.138		BEST LAP TIME : 1:39.138		DIFFERENCE : 0.000			
LAP	SECTOR 1	SECTOR 2	SECTOR 3	LAP TIME	MPH	DIFF	TIME OF DAY
1 -			23.601	1:47.786	81.27	8.648	12:57:59.145
2 -	32.337	44.978	23.344	1:40.659 (3)	87.02	1.521	12:59:39.804
3 -	32.447	45.288	23.260	1:40.995	86.73	1.857	13:01:20.799
4 -	32.176	44.669	23.241	1:40.086 (2)	87.52	0.948	13:03:00.885
5 -	31.643	44.554	22.941	1:39.138 (1)	88.36		13:04:40.023
6 -	31.807	47.198	23.794	1:42.799	85.21	3.661	13:06:22.822

P15 85 1000 Conor MURRAY		-					
IDEAL LAP TIME : 1:41.267		BEST LAP TIME : 1:41.267		DIFFERENCE : 0.000			
LAP	SECTOR 1	SECTOR 2	SECTOR 3	LAP TIME	MPH	DIFF	TIME OF DAY
1 -			24.354	1:51.459	78.59	10.192	12:58:02.818
2 -	33.059	46.148	23.999	1:43.206	84.87	1.939	12:59:46.024
3 -	32.677	46.280	23.747	1:42.704 (2)	85.29	1.437	13:01:28.728
4 -	32.846	46.893	23.846	1:43.585	84.56	2.318	13:03:12.313
5 -	32.426	46.616	24.039	1:43.081 (3)	84.98	1.814	13:04:55.394
6 -	32.339	45.514	23.414	1:41.267 (1)	86.50		13:06:36.661

P16 149 1000 David WILKINS		Yamaha R1 - TwoClicksOut Racing					
IDEAL LAP TIME : 1:42.025		BEST LAP TIME : 1:42.025		DIFFERENCE : 0.000			
LAP	SECTOR 1	SECTOR 2	SECTOR 3	LAP TIME	MPH	DIFF	TIME OF DAY
1 -			23.320	1:49.563	79.95	7.538	12:58:00.922
2 -	33.266	47.128	23.899	1:44.293	83.99	2.268	12:59:45.215
3 -	32.721	46.836	23.486	1:43.043 (2)	85.01	1.018	13:01:28.258
4 -	33.258	46.725	23.574	1:43.557	84.58	1.532	13:03:11.815
5 -	32.880	46.618	23.673	1:43.171 (3)	84.90	1.146	13:04:54.986
6 -	32.249	46.576	23.200	1:42.025 (1)	85.85		13:06:37.011

P17 45 1000 Glenn SMITH		Kawasaki ZX10R - Team Blumpkin Racing					
IDEAL LAP TIME : 1:42.138		BEST LAP TIME : 1:42.402		DIFFERENCE : 0.264			
LAP	SECTOR 1	SECTOR 2	SECTOR 3	LAP TIME	MPH	DIFF	TIME OF DAY
1 -			24.163	1:51.902	78.28	9.500	12:58:03.261
2 -	33.169	46.463	23.669	1:43.301	84.79	0.899	12:59:46.562
3 -	32.676	45.969	23.984	1:42.629 (2)	85.35	0.227	13:01:29.191
4 -	32.700	46.864	23.736	1:43.300	84.80	0.898	13:03:12.491
5 -	33.294	45.884	24.024	1:43.202 (3)	84.88	0.800	13:04:55.693
6 -	32.585	45.896	23.921	1:42.402 (1)	85.54		13:06:38.095

P18 96 1000 Pete SCOTT		Suzuki GSXR750 - South Hill MOT Centre					
IDEAL LAP TIME : 1:42.568		BEST LAP TIME : 1:43.078		DIFFERENCE : 0.510			
LAP	SECTOR 1	SECTOR 2	SECTOR 3	LAP TIME	MPH	DIFF	TIME OF DAY
1 -			23.915	1:52.163	78.09	9.085	12:58:03.522
2 -	33.267	47.233	23.730	1:44.230	84.04	1.152	12:59:47.752
3 -	32.637	46.746	23.918	1:43.301 (3)	84.79	0.223	13:01:31.053
4 -	33.115	46.201	23.942	1:43.258 (2)	84.83	0.180	13:03:14.311
5 -	32.769	46.548	23.761	1:43.078 (1)	84.98		13:04:57.389
6 -	32.798	46.345	24.432	1:43.575	84.57	0.497	13:06:40.964

BMCRC - MRO Championships 2022 - Rnd 6 @ Brands Hatch GP

BMCRC Rookie 600 & 1000

RACE 4 - SECTOR ANALYSIS



SECTOR 1 = FL to I1, SECTOR 2 = I1 to I2, SECTOR 3 = I2 to FL, DIFF = Difference To Personal Best Lap, P = Crossed Finish Line in Pit Lane, D = Time Disallowed

P19 274 1000		Stewart LATIMER		Suzuki GSXR1000 R - Fat Bloke Racing RR			
IDEAL LAP TIME : 1:42.880		BEST LAP TIME : 1:42.993		DIFFERENCE : 0.113			
LAP	SECTOR 1	SECTOR 2	SECTOR 3	LAP TIME	MPH	DIFF	TIME OF DAY
1 -			24.241	1:51.689	78.43	8.696	12:58:03.048
2 -	33.320	46.248	24.458	1:44.026	84.20	1.033	12:59:47.074
3 -	32.825	46.700	24.010	1:43.535 (2)	84.60	0.542	13:01:30.609
4 -	32.739	46.181	24.073	1:42.993 (1)	85.05		13:03:13.602
5 -	33.141	46.463	23.960	1:43.564 (3)	84.58	0.571	13:04:57.166
6 -	33.938	47.213	24.327	1:45.478	83.04	2.485	13:06:42.644

P20 29 600		Michael SHEPPHARD		Kawasaki ZX6R - RTR Performance, KRS Solutions			
IDEAL LAP TIME : 1:36.464		BEST LAP TIME : 1:36.701		DIFFERENCE : 0.237			
LAP	SECTOR 1	SECTOR 2	SECTOR 3	LAP TIME	MPH	DIFF	TIME OF DAY
1 -		43.144	22.544	2:25.283	60.29	48.582	12:58:36.642
2 -	30.776	43.300	22.775	1:36.851 (2)	90.44	0.150	13:00:13.493
3 -	30.819	43.169	22.713	1:36.701 (1)	90.58		13:01:50.194
4 -	30.931	44.015	22.726	1:37.672 (3)	89.68	0.971	13:03:27.866
5 -	31.373	43.469	22.870	1:37.712	89.64	1.011	13:05:05.578
6 -	30.971	44.471	22.606	1:38.048	89.34	1.347	13:06:43.626

P21 14 600		Justas GADLIAUSKAS		Yamaha R6 - GMD Installations Ltd			
IDEAL LAP TIME : 1:36.335		BEST LAP TIME : 1:36.832		DIFFERENCE : 0.497			
LAP	SECTOR 1	SECTOR 2	SECTOR 3	LAP TIME	MPH	DIFF	TIME OF DAY
1 -		43.431	22.814	2:26.169	59.92	49.337	12:58:37.528
2 -	31.063	43.456	22.694	1:37.213 (3)	90.10	0.381	13:00:14.741
3 -	30.794	43.146	22.892	1:36.832 (1)	90.46		13:01:51.573
4 -	30.495	43.480	23.020	1:36.995 (2)	90.31	0.163	13:03:28.568
5 -	31.069	43.823	22.846	1:37.738	89.62	0.906	13:05:06.306
6 -	30.801	44.730	22.993	1:38.524	88.91	1.692	13:06:44.830

P22 37 1000		Adam DAVEY		BMW S1000RR -			
IDEAL LAP TIME : 1:42.582		BEST LAP TIME : 1:42.638		DIFFERENCE : 0.056			
LAP	SECTOR 1	SECTOR 2	SECTOR 3	LAP TIME	MPH	DIFF	TIME OF DAY
1 -			24.760	1:56.123	75.43	13.485	12:58:07.482
2 -	33.884	47.152	24.370	1:45.406	83.10	2.768	12:59:52.888
3 -	32.866	46.961	24.163	1:43.990	84.23	1.352	13:01:36.878
4 -	32.645	46.722	23.877	1:43.244 (3)	84.84	0.606	13:03:20.122
5 -	32.606	46.247	23.785	1:42.638 (1)	85.34		13:05:02.760
6 -	32.550	46.300	23.914	1:42.764 (2)	85.24	0.126	13:06:45.524

P23 187 1000		Scott DERMOTT		Yamaha R1 - TwoClicksOut			
IDEAL LAP TIME : 1:41.840		BEST LAP TIME : 1:42.086		DIFFERENCE : 0.246			
LAP	SECTOR 1	SECTOR 2	SECTOR 3	LAP TIME	MPH	DIFF	TIME OF DAY
1 -			24.041	1:56.584	75.13	14.498	12:58:07.943
2 -	34.311	48.454	24.607	1:47.372	81.58	5.286	12:59:55.315
3 -	33.376	46.145	23.689	1:43.210	84.87	1.124	13:01:38.525
4 -	32.609	46.647	23.607	1:42.863 (2)	85.16	0.777	13:03:21.388
5 -	32.854	46.658	23.616	1:43.128 (3)	84.94	1.042	13:05:04.516
6 -	32.855	45.645	23.586	1:42.086 (1)	85.80		13:06:46.602

P24 222 1000		Daniel MERCER		Honda CBR1000RR - Desperate Dan Racing			
IDEAL LAP TIME : 1:42.332		BEST LAP TIME : 1:42.598		DIFFERENCE : 0.266			
LAP	SECTOR 1	SECTOR 2	SECTOR 3	LAP TIME	MPH	DIFF	TIME OF DAY
1 -			24.251	1:56.411	75.24	13.813	12:58:07.770
2 -	34.251	48.419	23.825	1:46.495	82.25	3.897	12:59:54.265
3 -	33.256	46.313	23.443	1:43.012 (2)	85.03	0.414	13:01:37.277
4 -	32.707	47.058	23.717	1:43.482	84.65	0.884	13:03:20.759
5 -	32.709	46.182	23.707	1:42.598 (1)	85.38		13:05:03.357
6 -	32.940	46.266	24.258	1:43.464 (3)	84.66	0.866	13:06:46.821

BMCRC - MRO Championships 2022 - Rnd 6 @ Brands Hatch GP

BMCRC Rookie 600 & 1000

RACE 4 - SECTOR ANALYSIS



SECTOR 1 = FL to I1, SECTOR 2 = I1 to I2, SECTOR 3 = I2 to FL, DIFF = Difference To Personal Best Lap, P = Crossed Finish Line in Pit Lane, D = Time Disallowed

P25 50 1000 Jason PAES		Aprilia RSV4 -					
IDEAL LAP TIME : 1:43.387		BEST LAP TIME : 1:44.405		DIFFERENCE : 1.018			
LAP	SECTOR 1	SECTOR 2	SECTOR 3	LAP TIME	MPH	DIFF	TIME OF DAY
1 -			24.653	1:56.295	75.32	11.890	12:58:07.654
2 -	34.070	48.332	25.164	1:47.566	81.43	3.161	12:59:55.220
3 -	33.946	46.371	24.088	1:44.405 (1)	83.90		13:01:39.625
4 -	33.078	47.337	24.232	1:44.647 (2)	83.70	0.242	13:03:24.272
5 -	32.928	47.459	24.315	1:44.702 (3)	83.66	0.297	13:05:08.974
6 -	33.282	47.324	24.592	1:45.198	83.27	0.793	13:06:54.172

P26 888 1000 Paul FAGG		Yamaha R1 4C8 -					
IDEAL LAP TIME : 1:44.153		BEST LAP TIME : 1:44.582		DIFFERENCE : 0.429			
LAP	SECTOR 1	SECTOR 2	SECTOR 3	LAP TIME	MPH	DIFF	TIME OF DAY
1 -			24.190	1:57.248	74.71	12.666	12:58:08.607
2 -	34.872	48.289	24.587	1:47.748	81.29	3.166	12:59:56.355
3 -	34.155	47.486	24.731	1:46.372	82.35	1.790	13:01:42.727
4 -	34.557	46.104	23.992	1:44.653 (2)	83.70	0.071	13:03:27.380
5 -	34.208	46.951	24.079	1:45.238 (3)	83.23	0.656	13:05:12.618
6 -	34.059	46.102	24.421	1:44.582 (1)	83.76		13:06:57.200

P27 243 1000 Tony Le GALLEZ		Kawasaki ZX10R - Guttersnipe					
IDEAL LAP TIME : 1:44.417		BEST LAP TIME : 1:44.545		DIFFERENCE : 0.128			
LAP	SECTOR 1	SECTOR 2	SECTOR 3	LAP TIME	MPH	DIFF	TIME OF DAY
1 -			24.069	1:57.636	74.46	13.091	12:58:08.995
2 -	33.758	48.654	24.197	1:46.609	82.16	2.064	12:59:55.604
3 -	34.035	48.112	24.547	1:46.694	82.10	2.149	13:01:42.298
4 -	33.177	47.247	24.121	1:44.545 (1)	83.79		13:03:26.843
5 -	33.555	47.737	24.029	1:45.321 (2)	83.17	0.776	13:05:12.164
6 -	33.388	48.226	23.993	1:45.607 (3)	82.94	1.062	13:06:57.771

P28 524 600 Callum PATON		Honda CBR600 RR - Peter & Joy Page					
IDEAL LAP TIME : 1:38.726		BEST LAP TIME : 1:39.005		DIFFERENCE : 0.279			
LAP	SECTOR 1	SECTOR 2	SECTOR 3	LAP TIME	MPH	DIFF	TIME OF DAY
1 -		45.292	23.773	2:30.803	58.08	51.798	12:58:42.162
2 -	32.064	44.789	23.493	1:40.346	87.29	1.341	13:00:22.508
3 -	31.830	44.428	23.412	1:39.670	87.88	0.665	13:02:02.178
4 -	31.669	44.075	23.446	1:39.190 (2)	88.31	0.185	13:03:41.368
5 -	31.360	44.500	23.533	1:39.393 (3)	88.13	0.388	13:05:20.761
6 -	31.613	44.101	23.291	1:39.005 (1)	88.47		13:06:59.766

P29 46 600 Pete MARSH		Kawasaki ZX6R - Zipped Up Racing					
IDEAL LAP TIME : 1:39.839		BEST LAP TIME : 1:39.883		DIFFERENCE : 0.044			
LAP	SECTOR 1	SECTOR 2	SECTOR 3	LAP TIME	MPH	DIFF	TIME OF DAY
1 -		45.246	23.494	2:30.999	58.01	51.116	12:58:42.358
2 -	32.060	45.332	23.669	1:41.061	86.67	1.178	13:00:23.419
3 -	32.044	44.623	23.216	1:39.883 (1)	87.70		13:02:03.302
4 -	32.422	45.065	23.365	1:40.852 (3)	86.85	0.969	13:03:44.154
5 -	32.145	44.579	23.298	1:40.022 (2)	87.57	0.139	13:05:24.176
6 -	32.463	44.910	23.985	1:41.358	86.42	1.475	13:07:05.534

P30 84 1000 Colin McPHERSON		Kawasaki ZX10R -					
IDEAL LAP TIME : 1:47.098		BEST LAP TIME : 1:47.539		DIFFERENCE : 0.441			
LAP	SECTOR 1	SECTOR 2	SECTOR 3	LAP TIME	MPH	DIFF	TIME OF DAY
1 -			25.100	1:55.955	75.54	8.416	12:58:07.314
2 -	33.991	48.528	25.228	1:47.747 (3)	81.30	0.208	12:59:55.061
3 -	34.242	48.068	25.229	1:47.539 (1)	81.45		13:01:42.600
4 -	34.530	48.479	25.263	1:48.272	80.90	0.733	13:03:30.872
5 -	34.029	48.263	25.400	1:47.692 (2)	81.34	0.153	13:05:18.564
6 -	34.323	48.471	25.039	1:47.833	81.23	0.294	13:07:06.397

BMCRC - MRO Championships 2022 - Rnd 6 @ Brands Hatch GP

BMCRC Rookie 600 & 1000

RACE 4 - SECTOR ANALYSIS



SECTOR 1 = FL to I1, SECTOR 2 = I1 to I2, SECTOR 3 = I2 to FL, DIFF = Difference To Personal Best Lap, P = Crossed Finish Line in Pit Lane, D = Time Disallowed

P31 141 600 Henry ROSS		Yamaha R6 -					
IDEAL LAP TIME : 1:37.964		BEST LAP TIME : 1:38.121		DIFFERENCE : 0.157			
LAP	SECTOR 1	SECTOR 2	SECTOR 3	LAP TIME	MPH	DIFF	TIME OF DAY
1 -		48.096	24.764	2:37.058	55.77	58.937	12:58:48.417
2 -	33.895	45.940	23.937	1:43.772	84.41	5.651	13:00:32.189
3 -	32.118	44.690	23.221	1:40.029	87.57	1.908	13:02:12.218
4 -	31.786	44.382	23.251	1:39.419 (2)	88.11	1.298	13:03:51.637
5 -	31.902	44.701	23.064	1:39.667 (3)	87.89	1.546	13:05:31.304
6 -	31.452	43.448	23.221	1:38.121 (1)	89.27		13:07:09.425

P32 177 600 Calogero LAURICELLA		Yamaha YZF R6 -					
IDEAL LAP TIME : 1:40.077		BEST LAP TIME : 1:40.077		DIFFERENCE : 0.000			
LAP	SECTOR 1	SECTOR 2	SECTOR 3	LAP TIME	MPH	DIFF	TIME OF DAY
1 -		47.257	24.097	2:36.113	56.11	56.036	12:58:47.472
2 -	32.847	45.375	23.359	1:41.581	86.23	1.504	13:00:29.053
3 -	32.358	45.694	24.092	1:42.144	85.75	2.067	13:02:11.197
4 -	32.049	44.746	23.282	1:40.077 (1)	87.53		13:03:51.274
5 -	32.123	45.427	23.660	1:41.210 (3)	86.55	1.133	13:05:32.484
6 -	32.120	45.007	23.612	1:40.739 (2)	86.95	0.662	13:07:13.223

P33 43 600 Paul NIELD		Honda CBR600RR -					
IDEAL LAP TIME : 1:40.828		BEST LAP TIME : 1:40.828		DIFFERENCE : 0.000			
LAP	SECTOR 1	SECTOR 2	SECTOR 3	LAP TIME	MPH	DIFF	TIME OF DAY
1 -		46.278	23.925	2:33.646	57.01	52.818	12:58:45.005
2 -	32.581	45.719	23.737	1:42.037	85.84	1.209	13:00:27.042
3 -	32.616	45.650	23.709	1:41.975 (3)	85.90	1.147	13:02:09.017
4 -	32.559	45.573	23.813	1:41.945 (2)	85.92	1.117	13:03:50.962
5 -	33.092	45.341	23.568	1:42.001	85.87	1.173	13:05:32.963
6 -	32.158	45.204	23.466	1:40.828 (1)	86.87		13:07:13.791

P34 58 600 Paul NICHOLAS		Yamaha YZF R6 - MARLEY COMMS					
IDEAL LAP TIME : 1:41.171		BEST LAP TIME : 1:41.551		DIFFERENCE : 0.380			
LAP	SECTOR 1	SECTOR 2	SECTOR 3	LAP TIME	MPH	DIFF	TIME OF DAY
1 -		46.723	24.143	2:35.302	56.40	53.751	12:58:46.661
2 -	32.391	45.458	23.702	1:41.551 (1)	86.26		13:00:28.212
3 -	32.660	46.299	24.257	1:43.216	84.86	1.665	13:02:11.428
4 -	32.316	45.901	23.495	1:41.712 (2)	86.12	0.161	13:03:53.140
5 -	32.448	45.938	23.519	1:41.905 (3)	85.96	0.354	13:05:35.045
6 -	32.218	45.930	23.780	1:41.928	85.94	0.377	13:07:16.973

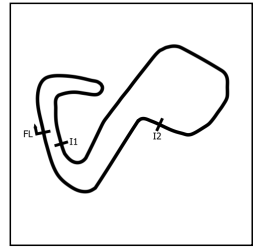
P35 52 600 Spencer CARRINGTON		Yamaha R6 - seton tuning					
IDEAL LAP TIME : 1:42.723		BEST LAP TIME : 1:42.989		DIFFERENCE : 0.266			
LAP	SECTOR 1	SECTOR 2	SECTOR 3	LAP TIME	MPH	DIFF	TIME OF DAY
1 -		46.860	25.121	2:36.020	56.14	53.031	12:58:47.379
2 -	33.083	46.352	24.510	1:43.945	84.27	0.956	13:00:31.324
3 -	32.764	45.701	24.739	1:43.204 (2)	84.87	0.215	13:02:14.528
4 -	32.512	45.756	24.721	1:42.989 (1)	85.05		13:03:57.517
5 -	32.612	46.252	24.755	1:43.619 (3)	84.53	0.630	13:05:41.136
6 -	33.171	46.120	25.217	1:44.508	83.81	1.519	13:07:25.644

P36 120 600 James GOWER		Yamaha R6 - TeamRubyRacing					
IDEAL LAP TIME : 1:42.550		BEST LAP TIME : 1:42.893		DIFFERENCE : 0.343			
LAP	SECTOR 1	SECTOR 2	SECTOR 3	LAP TIME	MPH	DIFF	TIME OF DAY
1 -		46.402	24.320	2:33.767	56.96	50.874	12:58:45.126
2 -	32.979	45.683	24.231	1:42.893 (1)	85.13		13:00:28.019
3 -	32.636	46.939	24.416	1:43.991 (2)	84.23	1.098	13:02:12.010
4 -	33.440	46.344	24.868	1:44.652 (3)	83.70	1.759	13:03:56.662
5 -	34.014	47.064	24.963	1:46.041	82.60	3.148	13:05:42.703
6 -	33.660	48.184	27.245	1:49.089	80.29	6.196	13:07:31.792

BMCRC - MRO Championships 2022 - Rnd 6 @ Brands Hatch GP

BMCRC Rookie 600 & 1000

RACE 4 - SECTOR ANALYSIS



SECTOR 1 = FL to I1, SECTOR 2 = I1 to I2, SECTOR 3 = I2 to FL, DIFF = Difference To Personal Best Lap, P = Crossed Finish Line in Pit Lane, D = Time Disallowed

P37 42 600 Kai EVANS		Kawasaki ZX6R - CBS Ltd Construction and Engineering					
IDEAL LAP TIME : 1:43.366		BEST LAP TIME : 1:43.473		DIFFERENCE : 0.107			
LAP	SECTOR 1	SECTOR 2	SECTOR 3	LAP TIME	MPH	DIFF	TIME OF DAY
1 -		47.625	24.671	2:37.298	55.68	53.825	12:58:48.657
2 -	33.463	46.084	24.375	1:43.922 (2)	84.29	0.449	13:00:32.579
3 -	33.108	46.191	24.174	1:43.473 (1)	84.65		13:02:16.052
4 -	33.705	46.721	24.262	1:44.688	83.67	1.215	13:04:00.740
5 -	33.932	46.154	24.489	1:44.575 (3)	83.76	1.102	13:05:45.315

P38 24 600 Mark STRUTT		Yamaha R6 - Myself					
IDEAL LAP TIME : 1:43.352		BEST LAP TIME : 1:43.653		DIFFERENCE : 0.301			
LAP	SECTOR 1	SECTOR 2	SECTOR 3	LAP TIME	MPH	DIFF	TIME OF DAY
1 -		47.820	24.685	2:37.763	55.52	54.110	12:58:49.122
2 -	34.005	46.789	23.861	1:44.655	83.70	1.002	13:00:33.777
3 -	33.158	46.706	23.789	1:43.653 (1)	84.51		13:02:17.430
4 -	32.857	47.256	24.398	1:44.511 (3)	83.81	0.858	13:04:01.941
5 -	33.260	47.019	24.182	1:44.461 (2)	83.85	0.808	13:05:46.402

P39 395 600 William NICHOLLS		Yamaha R6 - Will Nicholls Farriery					
IDEAL LAP TIME : 1:47.278		BEST LAP TIME : 1:47.422		DIFFERENCE : 0.144			
LAP	SECTOR 1	SECTOR 2	SECTOR 3	LAP TIME	MPH	DIFF	TIME OF DAY
1 -		51.558	26.183	2:55.370	49.95	1:07.948	12:59:06.729
2 -	35.287	49.871	24.880	1:50.038 (3)	79.60	2.616	13:00:56.767
3 -	34.906	49.130	25.316	1:49.352 (2)	80.10	1.930	13:02:46.119
4 -	34.355	50.416	25.272	1:50.043	79.60	2.621	13:04:36.162
5 -	34.077	48.321	25.024	1:47.422 (1)	81.54		13:06:23.584

P40 35 600 Phil ZANUTTO		Kawasaki ZX6R -					
IDEAL LAP TIME : 1:51.871		BEST LAP TIME : 1:51.955		DIFFERENCE : 0.084			
LAP	SECTOR 1	SECTOR 2	SECTOR 3	LAP TIME	MPH	DIFF	TIME OF DAY
1 -		49.557	25.766	2:42.470	53.91	50.515	12:58:53.829
2 -	36.713	49.641	25.601	1:51.955 (1)	78.24		13:00:45.784
3 -	37.166	49.880	25.966	1:53.012 (3)	77.51	1.057	13:02:38.796
4 -	36.995	49.869	26.627	1:53.491	77.18	1.536	13:04:32.287
5 -	36.812	50.128	25.670	1:52.610 (2)	77.78	0.655	13:06:24.897

BMCRC - MRO Championships 2022 - Rnd 6 @ Brands Hatch GP

BMCRC Rookie 600 & 1000

RACE 4 - BEST SECTORS

SECTOR 1			SECTOR 2			SECTOR 3			IDEAL / BEST COMPARISON						
POS	NO	NAME	TIME	NO	NAME	TIME	NO	NAME	TIME	POS	NO	NAME	IDEAL	BEST	DIFF
													PERFECT LAP	1:33.799	
1	449	WALLINGTON	29.766	449	WALLINGTON	42.137	449	WALLINGTON	21.896	1	449	WALLINGTON	1:33.799	1:34.047	0.248
2	23	HINCHCLIFFE	30.074	23	HINCHCLIFFE	42.268	23	HINCHCLIFFE	22.015	2	23	HINCHCLIFFE	1:34.357	1:34.541	0.184
3	14	GADLIAUSKAS	30.495	224	HEALEY	42.434	334	BRANDISH	22.340	3	224	HEALEY	1:35.433	1:35.576	0.143
4	334	BRANDISH	30.580	87	THOMPSON	42.673	224	HEALEY	22.366	4	334	BRANDISH	1:35.605	1:36.027	0.422
5	224	HEALEY	30.633	334	BRANDISH	42.685	34	CHEESEMAN	22.399	5	87	THOMPSON	1:35.948	1:36.381	0.433
6	29	SHEPPHARD	30.776	26	PRINCE	42.991	87	THOMPSON	22.448	6	14	GADLIAUSKAS	1:36.335	1:36.832	0.497
7	87	THOMPSON	30.827	29	SHEPPHARD	43.144	29	SHEPPHARD	22.544	7	29	SHEPPHARD	1:36.464	1:36.701	0.237
8	34	CHEESEMAN	30.950	14	GADLIAUSKAS	43.146	26	PRINCE	22.646	8	26	PRINCE	1:36.653	1:36.835	0.182
9	26	PRINCE	31.016	141	ROSS	43.448	281	FARLEY	22.651	9	34	CHEESEMAN	1:36.981	1:37.345	0.364
10	524	PATON	31.360	34	CHEESEMAN	43.632	14	GADLIAUSKAS	22.694	10	141	ROSS	1:37.964	1:38.121	0.157
11	69	COKER	31.432	524	PATON	44.075	69	COKER	22.741	11	69	COKER	1:38.447	1:38.544	0.097
12	141	ROSS	31.452	69	COKER	44.274	175	PESTANA	22.941	12	281	FARLEY	1:38.625	1:39.045	0.420
13	281	FARLEY	31.504	125	CHAM	44.371	125	CHAM	23.009	13	524	PATON	1:38.726	1:39.005	0.279
14	125	CHAM	31.588	281	FARLEY	44.470	263	BIGUZZI	23.043	14	125	CHAM	1:38.968	1:39.386	0.418
15	175	PESTANA	31.643	175	PESTANA	44.554	141	ROSS	23.064	15	175	PESTANA	1:39.138	1:39.138	0.000
16	263	BIGUZZI	32.003	46	MARSH	44.579	149	WILKINS	23.200	16	46	MARSH	1:39.839	1:39.883	0.044
17	46	MARSH	32.044	177	LAURICELLA	44.746	46	MARSH	23.216	17	263	BIGUZZI	1:40.033	1:40.525	0.492
18	177	LAURICELLA	32.049	263	BIGUZZI	44.987	177	LAURICELLA	23.282	18	177	LAURICELLA	1:40.077	1:40.077	0.000
19	43	NIELD	32.158	261	GREGORIO	45.087	524	PATON	23.291	19	43	NIELD	1:40.828	1:40.828	0.000
20	58	NICHOLAS	32.218	43	NIELD	45.204	261	GREGORIO	23.365	20	261	GREGORIO	1:40.839	1:41.252	0.413
21	149	WILKINS	32.249	58	NICHOLAS	45.458	85	MURRAY	23.414	21	58	NICHOLAS	1:41.171	1:41.551	0.380
22	85	MURRAY	32.339	85	MURRAY	45.514	222	MERCER	23.443	22	85	MURRAY	1:41.267	1:41.267	0.000
23	261	GREGORIO	32.387	187	DERMOTT	45.645	43	NIELD	23.466	23	187	DERMOTT	1:41.840	1:42.086	0.246
24	52	CARRINGTON	32.512	120	GOWER	45.683	58	NICHOLAS	23.495	24	149	WILKINS	1:42.025	1:42.025	0.000
25	37	DAVEY	32.550	52	CARRINGTON	45.701	187	DERMOTT	23.586	25	45	SMITH	1:42.138	1:42.402	0.264
26	45	SMITH	32.585	45	SMITH	45.884	45	SMITH	23.669	26	222	MERCER	1:42.332	1:42.598	0.266
27	187	DERMOTT	32.609	42	EVANS	46.084	96	SCOTT	23.730	27	120	GOWER	1:42.550	1:42.893	0.343
28	120	GOWER	32.636	888	FAGG	46.102	37	DAVEY	23.785	28	96	SCOTT	1:42.568	1:43.078	0.510
29	96	SCOTT	32.637	274	LATIMER	46.181	24	STRUTT	23.789	29	37	DAVEY	1:42.582	1:42.638	0.056
30	222	MERCER	32.707	222	MERCER	46.182	274	LATIMER	23.960	30	52	CARRINGTON	1:42.723	1:42.989	0.266
31	274	LATIMER	32.739	96	SCOTT	46.201	888	FAGG	23.992	31	274	LATIMER	1:42.880	1:42.993	0.113
32	24	STRUTT	32.857	37	DAVEY	46.247	243	GALLEZ	23.993	32	24	STRUTT	1:43.352	1:43.653	0.301
33	50	PAES	32.928	50	PAES	46.371	50	PAES	24.088	33	42	EVANS	1:43.366	1:43.473	0.107
34	42	EVANS	33.108	149	WILKINS	46.576	42	EVANS	24.174	34	50	PAES	1:43.387	1:44.405	1.018
35	243	GALLEZ	33.177	24	STRUTT	46.706	120	GOWER	24.231	35	888	FAGG	1:44.153	1:44.582	0.429
36	84	McPHERSON	33.991	243	GALLEZ	47.247	52	CARRINGTON	24.510	36	243	GALLEZ	1:44.417	1:44.545	0.128
37	888	FAGG	34.059	84	McPHERSON	48.068	395	NICHOLLS	24.880	37	84	McPHERSON	1:47.098	1:47.539	0.441
38	395	NICHOLLS	34.077	395	NICHOLLS	48.321	84	McPHERSON	25.039	38	395	NICHOLLS	1:47.278	1:47.422	0.144
39	35	ZANUTTO	36.713	35	ZANUTTO	49.557	35	ZANUTTO	25.601	39	35	ZANUTTO	1:51.871	1:51.955	0.084
40										40	36	MORGAN		1:39.319	

BMCRC - MRO Championships 2022 - Rnd 6 @ Brands Hatch GP

BMCRC Rookie 600 & 1000

RACE 4 - STATISTICS

Competitors Started 40
Planned Start 2022-07-16 @ 12:50:00.000
Actual Start 2022-07-16 @ 12:56:11.358
Finish Time 2022-07-16 @ 13:05:43.006
Track Length 2.4332mi.
Total Laps 238
Total Distance Covered 579.1229mi.

Session Fastest Lap History

NO	CL	NAME	LAP TIME	TIME OF DAY	LAP	VEHICLE
449	1000	Luke WALLINGTON	1:34.650	12:59:26.003	2	Yamaha R1 4C8
449	1000	Luke WALLINGTON	1:34.315	13:01:00.319	3	Yamaha R1 4C8
449	1000	Luke WALLINGTON	1:34.047	13:04:08.903	5	Yamaha R1 4C8

Session Leader History

NO	CL	NAME	FROM LAP	LAPS LED	DISTANCE	VEHICLE
449	1000	Luke WALLINGTON	1	6	14.59 miles	Yamaha R1 4C8

Flag History

TYPE	TIME OF DAY
GREEN	12:56:11.358
FINISH	13:05:43.006

Flag Statistics

TYPE	COUNT	TOTAL LAPS	TOTAL TIME
Green	1	6	13:18.386
Red	0	0	0.000
Safety Car	0	0	0.000
FCY	0	0	0.000

BMCRC - MRO Championships 2022 - Rnd 6 @ Brands Hatch GP

BMCRC Rookie 600 & 1000

RACE 4 - STATISTICS

CLASS : 1000

26 Starters

Fastest Lap History

NO	NAME	LAP TIME	TIME OF DAY	LAP	VEHICLE
449	Luke WALLINGTON	1:34.650	12:59:26.003	2	Yamaha R1 4C8
449	Luke WALLINGTON	1:34.315	13:01:00.319	3	Yamaha R1 4C8
449	Luke WALLINGTON	1:34.047	13:04:08.903	5	Yamaha R1 4C8

Leader History

NO	NAME	FROM LAP	LAPS LED	DISTANCE	VEHICLE
449	Luke WALLINGTON	1	6	14.59 miles	Yamaha R1 4C8

BMCRC - MRO Championships 2022 - Rnd 6 @ Brands Hatch GP

BMCRC Rookie 600 & 1000

RACE 4 - STATISTICS

CLASS : 600

14 Starters

Fastest Lap History

NO	NAME	LAP TIME	TIME OF DAY	LAP	VEHICLE
29	Michael SHEPPHARD	1:36.851	13:00:13.503	2	Kawasaki ZX6R
29	Michael SHEPPHARD	1:36.701	13:01:50.204	3	Kawasaki ZX6R

Leader History

NO	NAME	FROM LAP	LAPS LED	DISTANCE	VEHICLE
29	Michael SHEPPHARD	1	6	14.59 miles	Kawasaki ZX6R

BMCRC - MRO Championships 2022 - Rnd 6 @ Brands Hatch GP

BMCRC Rookie 600 & 1000

RACE 14 - GRID (6 Laps)



CONTRACTORS LTD

ROW 15	45	35	1:51.955 Phil ZANUTTO	44	395	1:47.422 William NICHOLLS	43	41	Toby COOK
ROW 14	42	24	1:43.653 Mark STRUTT	41	42	1:43.473 Kai EVANS	40	52	1:42.989 Spencer CARRINGTON
ROW 13	39	120	1:42.893 James GOWER	38	58	1:41.551 Paul NICHOLAS	37	43	1:40.828 Paul NIELD
ROW 12	36	177	1:40.077 Calogero LAURICELLA	35	46	1:39.883 Pete MARSH	34	524	1:39.005 Callum PATON
ROW 11	33	141	1:38.121 Henry ROSS	32	14	1:36.832 Justas GADLIAUSKAS	31	29	1:36.701 Michael SHEPPHARD
ROW 10	30			29			28		
ROW 9	27			26	84	1:47.539 Colin McPHERSON	25	888	1:44.582 Paul FAGG
ROW 8	24	243	1:44.545 Tony Le GALLEZ	23	50	1:44.405 Jason PAES	22	96	1:43.078 Pete SCOTT
ROW 7	21	274	1:42.993 Stewart LATIMER	20	37	1:42.638 Adam DAVEY	19	222	1:42.598 Daniel MERCER
ROW 6	18	45	1:42.402 Glenn SMITH	17	187	1:42.086 Scott DERMOTT	16	149	1:42.025 David WILKINS
ROW 5	15	85	1:41.267 Conor MURRAY	14	261	1:41.252 Roberto Di GREGORIO	13	263	1:40.525 Riccardo BIGUZZI
ROW 4	12	125	1:39.386 Matthew CHAM	11	36	1:39.319 Alan MORGAN	10	175	1:39.138 Arlindo PESTANA
ROW 3	9	281	1:39.045 Daniel FARLEY	8	69	1:38.544 Alfie COKER	7	34	1:37.345 Ben CHEESEMAN
ROW 2	6	26	1:36.835 George PRINCE	5	87	1:36.381 Karl THOMPSON	4	334	1:36.027 Anthony BRANDISH
ROW 1	3	224	1:35.576 Lee HEALEY	2	23	1:34.541 Harry HINCHCLIFFE	1	449	1:34.047 Luke WALLINGTON
Pole									

Brands Hatch GP: 2.4332 miles

These results are provisional until the conclusion of any judicial and technical matters.

Clerk Of Course :	Stewards :	Timekeeper : <i>Craig Smith</i>
-------------------	------------	------------------------------------

Results can be found at www.tsl-timing.com

Printed - 13:15 Saturday, 16 July 2022



BMCRC - MRO Championships 2022 - Rnd 6 @ Brands Hatch GP



CONTRACTORS LTD

BMCRC Rookie 600 & 1000

RACE 14 - CLASSIFICATION

POS	NO	CL	PIC NAME	ENTRY	LAPS	TIME	GAP	DIFF	MPH	BEST	ON
1	449	1000	1 Luke WALLINGTON	Yamaha R1 4C8 - BW Bespoke Developments Ltd	5	7:57.350			91.75	1:34.136	3
2	334	1000	2 Anthony BRANDISH	Suzuki GSXR 1000 - BW bespoke developments ltd	5	8:07.854	10.504	10.504	89.77	1:36.458	2
3	224	1000	3 Lee HEALEY	Suzuki GSXR 1000R - F-Tech Fire & Electrical Ltd /	5	8:07.999	10.649	0.145	89.75	1:35.843	5
4	87	1000	4 Karl THOMPSON	Yamaha R1 - #Teamrace	5	8:11.418	14.068	3.419	89.12	1:36.416	5
5	26	1000	5 George PRINCE	Yamaha R1 - Prince haulage Ltd	5	8:14.089	16.739	2.671	88.64	1:37.456	2
6	69	1000	6 Alfie COKER	Kawasaki ZX10RR - Elmech Racing	5	8:20.519	23.169	6.430	87.50	1:38.495	2
7	34	1000	7 Ben CHEESEMAN	Kawasaki ZX10RR - BCH Services Kent Ltd	5	8:20.639	23.289	0.120	87.48	1:37.418	5
8	281	1000	8 Daniel FARLEY	Suzuki GSXR - F-TECH FIRE & ELECTRICAL LTD	5	8:26.093	28.743	5.454	86.54	1:38.070	4
9	36	1000	9 Alan MORGAN	Suzuki GSXR 1000 - Little Duck Racing	5	8:28.329	30.979	2.236	86.16	1:39.375	3
10	125	1000	10 Matthew CHAM	Kawasaki ZX10R - MFM Track Bikes	5	8:29.284	31.934	0.955	86.00	1:40.528	4
11	175	1000	11 Arlindo PESTANA	BMW S1000RR - Pep's racing	5	8:32.732	35.382	3.448	85.42	1:39.216	5
12	263	1000	12 Riccardo BIGUZZI	BMW S1000RR - Riccardo's Travel	5	8:33.701	36.351	0.969	85.26	1:39.322	5
13	149	1000	13 David WILKINS	Yamaha R1 - TwoClicksOut Racing	5	8:39.751	42.401	6.050	84.26	1:42.106	3
14	222	1000	14 Daniel MERCER	Honda CBR1000RR - Desperate Dan Racing	5	8:40.021	42.671	0.270	84.22	1:41.505	3
15	187	1000	15 Scott DERMOTT	Yamaha R1 - TwoClicksOut	5	8:40.151	42.801	0.130	84.20	1:40.003	4
16	85	1000	16 Conor MURRAY	-	4	7:00.167	1 Lap	1 Lap	83.39	1:42.588	4
17	37	1000	17 Adam DAVEY	BMW S1000RR -	4	7:05.500	1 Lap	5.333	82.34	1:43.530	3
18	96	1000	18 Pete SCOTT	Suzuki GSXR750 - South Hill MOT Centre	4	7:06.867	1 Lap	1.367	82.08	1:44.061	2
19	274	1000	19 Stewart LATIMER	Suzuki GSXR1000 R - Fat Bloke Racing RR	4	7:06.923	1 Lap	0.056	82.07	1:43.740	3
20	45	1000	20 Glenn SMITH	Kawasaki ZX10R - Team Blumpkin Racing	4	7:07.332	1 Lap	0.409	81.99	1:43.208	3
21	888	1000	21 Paul FAGG	Yamaha R1 4C8 -	4	7:11.584	1 Lap	4.252	81.18	1:44.470	4
22	50	1000	22 Jason PAES	Aprilia RSV4 -	4	7:11.640	1 Lap	0.056	81.17	1:44.916	4
23	84	1000	23 Colin McPHERSON	Kawasaki ZX10R -	4	7:22.659	1 Lap	11.019	79.15	1:47.458	2
24	141	600	1 Henry ROSS	Yamaha R6 -	4	7:23.867	1 Lap	1.208	78.94	1:37.660	4
25	29	600	2 Michael SHEPPHARD	Kawasaki ZX6R - RTR Performance, KRS Solutions	4	7:24.385	1 Lap	0.518	78.84	1:38.273	4
26	524	600	3 Callum PATON	Honda CBR600 RR - Peter & Joy Page	4	7:25.712	1 Lap	1.327	78.61	1:37.933	4
27	46	600	4 Pete MARSH	Kawasaki ZX6R - Zipped Up Racing	4	7:31.936	1 Lap	6.224	77.53	1:39.948	2
28	120	600	5 James GOWER	Yamaha R6 - TeamRubyRacing	4	7:36.396	1 Lap	4.460	76.77	1:41.122	2
29	43	600	6 Paul NIELD	Honda CBR600RR -	4	7:44.589	1 Lap	8.193	75.42	1:43.180	4
30	58	600	7 Paul NICHOLAS	Yamaha YZF R6 - MARLEY COMMS	4	7:45.955	1 Lap	1.366	75.19	1:43.239	4
31	42	600	8 Kai EVANS	Kawasaki ZX6R - CBS Ltd Construction and Engine	4	7:57.550	1 Lap	11.595	73.37	1:45.283	2
32	24	600	9 Mark STRUTT	Yamaha R6 - Myself	4	8:00.390	1 Lap	2.840	72.93	1:46.196	4
33	177	600	10 Calogero LAURICELLA	Yamaha YZF R6 -	4	8:05.641	1 Lap	5.251	72.15	1:43.269	3
34	395	600	11 William NICHOLLS	Yamaha R6 - Will Nicholls Farriery	4	8:29.621	1 Lap	23.980	68.75	1:51.206	4

NOT CLASSIFIED

DNF	261	1000	Roberto Di GREGORIO	Ducati 899 PANIGALE -	4	6:56.738	1 Lap		84.08	1:41.162	3
DNF	243	1000	Tony Le GALLEZ	Kawasaki ZX10R - Guttersnipe	3	5:30.209	2 Laps	1 Lap	79.58	1:47.290	2
DNF	14	600	Justas GADLIAUSKAS	Yamaha R6 - GMD Installations Ltd	2	4:06.892	3 Laps	1 Lap	70.96	1:37.384	2
DNF	52	600	Spencer CARRINGTON	Yamaha R6 - seton tuning	0						

FASTEST LAP

	449	1000	Luke WALLINGTON	Yamaha R1 4C8 - BW Bespoke Developments Ltd	3	1:34.136			93.05 mph	149.75 kph	
	14	600	Justas GADLIAUSKAS	Yamaha R6 - GMD Installations Ltd	2	1:37.384			89.95 mph	144.76 kph	

Class 1000 - 92.5% of Race Speed = 84.86 mph

Class 600 - 92.5% of Race Speed = 73.01 mph

Red Flag (end of session): 16:48

Weather / Track : Sunny / Dry

These results are provisional until the conclusion of any judicial and technical matters.

Race Distance: 5 Laps / 12.16 miles
Brands Hatch GP: 2.4332 miles
Date: 16/07/2022 Start: 16:39 Finish: 16:47

Clerk Of Course :	Stewards :	Timekeeper : <i>Craig Smith</i>
-------------------	------------	------------------------------------

Results can be found at www.tsl-timing.com

Printed - 16:56 Saturday, 16 July 2022



BMCRC - MRO Championships 2022 - Rnd 6 @ Brands Hatch GP

BMCRC Rookie 600 & 1000

RACE 14 - LAP CHART

LAP 1 @ 16:41:14.522

NO	BEHIND	LAP TIME
449		1:38.432
334	2.273	1:40.705
224	3.447	1:41.879
26	4.079	1:42.511
69	5.658	1:44.090
87	5.728	1:44.160
125	6.539	1:44.971
281	8.194	1:46.626
34	8.477	1:46.909
149	9.545	1:47.977
36	9.859	1:48.291
175	10.136	1:48.568
263	10.216	1:48.648
261	10.901	1:49.333
222	11.115	1:49.547
85	12.614	1:51.046
96	14.302	1:52.734
187	14.403	1:52.835
37	15.168	1:53.600
243	15.525	1:53.957
45	15.945	1:54.377
274	16.322	1:54.754
50	16.500	1:54.932
888	16.816	1:55.248
84	18.113	1:56.545
29	49.429	2:27.861
141	50.695	2:29.127
524	51.045	2:29.477
14	51.076	2:29.508
46	52.039	2:30.471
120	53.949	2:32.381
43	55.789	2:34.221
58	56.812	2:35.244
177	57.850	2:36.282
42	1:01.340	2:39.772
24	1:02.602	2:41.034
395	1:13.122	2:51.554

LAP 2 @ 16:42:48.929

NO	BEHIND	LAP TIME
449		1:34.407
334	4.324	1:36.458
224	5.414	1:36.374
26	7.128	1:37.456
87	8.706	1:37.385
69	9.746	1:38.495
125	13.125	1:40.993
281	13.936	1:40.149
34	14.134	1:40.064
36	15.770	1:40.318
149	17.916	1:42.778
175	18.520	1:42.791
263	19.177	1:43.368
261	19.609	1:43.115
222	19.991	1:43.283
85	21.140	1:42.933
187	23.104	1:43.108
96	23.956	1:44.061
37	25.202	1:44.441
274	26.113	1:44.198
45	26.816	1:45.278
243	28.408	1:47.290
50	28.932	1:46.839

888	29.241	1:46.832
84	31.164	1:47.458
29	53.901	1:38.879
14	54.053	1:37.384
141	54.465	1:38.177
524	56.249	1:39.611
46	57.580	1:39.948
120	1:00.664	1:41.122
43	1:04.957	1:43.575
58	1:06.008	1:43.603
177	1:07.094	1:43.651
42	1:12.216	1:45.283
24	1:14.507	1:46.312
395	1:32.777	1:54.062

LAP 3 @ 16:44:23.065

NO	BEHIND	LAP TIME
449		1:34.136
334	6.672	1:36.484
224	7.674	1:36.396
26	10.714	1:37.722
87	11.269	1:36.699
69	14.727	1:39.117
34	18.713	1:38.715
125	20.665	1:41.676
281	20.765	1:40.965
36	21.009	1:39.375
149	25.886	1:42.106
175	26.162	1:41.778
263	26.595	1:41.554
261	26.635	1:41.162
222	27.360	1:41.505
187	30.451	1:41.483
85	30.604	1:43.600
96	34.487	1:44.667
37	34.596	1:43.530
274	35.717	1:43.740
45	35.888	1:43.208
50	39.749	1:44.953
888	40.139	1:45.034
243	43.234	1:48.962
84	44.922	1:47.894
29	59.137	1:39.372
141	59.232	1:38.903
524	1:00.804	1:38.691
46	1:04.003	1:40.559
120	1:08.027	1:41.499
43	1:14.434	1:43.613
58	1:15.741	1:43.869
177	1:16.227	1:43.269
42	1:24.206	1:46.126
24	1:27.219	1:46.848

LAP 4 @ 16:45:58.258

NO	BEHIND	LAP TIME
449		1:35.193
334	8.947	1:37.468
224	9.988	1:37.507
87	12.834	1:36.758
26	14.123	1:38.602
395	1 Lap	1:52.799
69	19.313	1:39.779
34	21.053	1:37.533
281	23.642	1:38.070
125	26.000	1:40.528

36	26.217	1:40.401
175	31.348	1:40.379
263	32.211	1:40.809
149	34.048	1:43.355
222	34.449	1:42.282
261	34.570	1:43.128
187	35.261	1:40.003
85	37.999	1:42.588
37	43.332	1:43.929
96	44.699	1:45.405
274	44.755	1:44.231
45	45.164	1:44.469
888	49.416	1:44.470
50	49.472	1:44.916
84	1:00.491	1:50.762
141	1:01.699	1:37.660
29	1:02.217	1:38.273
524	1:03.544	1:37.933
46	1:09.768	1:40.958
120	1:14.228	1:41.394
43	1:22.421	1:43.180
58	1:23.787	1:43.239

LAP 5 @ 16:47:33.440

NO	BEHIND	LAP TIME
449		1:35.182
42	1 Lap	1:46.369
24	1 Lap	1:46.196
177	1 Lap	2:02.439
334	10.504	1:36.739
224	10.649	1:35.843
87	14.068	1:36.416
26	16.739	1:37.798
69	23.169	1:39.038
34	23.289	1:37.418
281	28.743	1:40.283
36	30.979	1:39.944
125	31.934	1:41.116
395	1 Lap	1:51.206
175	35.382	1:39.216
263	36.351	1:39.322
149	42.401	1:43.535
222	42.671	1:43.404
187	42.801	1:42.722

BMCRC - MRO Championships 2022 - Rnd 6 @ Brands Hatch GP

BMCRC Rookie 600 & 1000

RACE 14 - SECTOR ANALYSIS



SECTOR 1 = FL to I1, SECTOR 2 = I1 to I2, SECTOR 3 = I2 to FL, DIFF = Difference To Personal Best Lap, P = Crossed Finish Line in Pit Lane, D = Time Disallowed

P1 449 1000 Luke WALLINGTON		Yamaha R1 4C8 - BW Bespoke Developments Ltd					
IDEAL LAP TIME : 1:33.731		BEST LAP TIME : 1:34.136		DIFFERENCE : 0.405			
LAP	SECTOR 1	SECTOR 2	SECTOR 3	LAP TIME	MPH	DIFF	TIME OF DAY
1 -			22.140	1:38.432	88.99	4.296	16:41:14.522
2 -	29.734	42.411	22.262	1:34.407 (2)	92.78	0.271	16:42:48.929
3 -	29.795	42.504	21.837	1:34.136 (1)	93.05		16:44:23.065
4 -	30.067	42.779	22.347	1:35.193	92.02	1.057	16:45:58.258
5 -	29.483	43.181	22.518	1:35.182 (3)	92.03	1.046	16:47:33.440

P2 334 1000 Anthony BRANDISH		Suzuki GSXR 1000 - BW bespoke developments ltd					
IDEAL LAP TIME : 1:36.141		BEST LAP TIME : 1:36.458		DIFFERENCE : 0.317			
LAP	SECTOR 1	SECTOR 2	SECTOR 3	LAP TIME	MPH	DIFF	TIME OF DAY
1 -			22.322	1:40.705	86.98	4.247	16:41:16.795
2 -	30.620	43.327	22.511	1:36.458 (1)	90.81		16:42:53.253
3 -	30.779	43.199	22.506	1:36.484 (2)	90.79	0.026	16:44:29.737
4 -	30.966	44.047	22.455	1:37.468	89.87	1.010	16:46:07.205
5 -	31.008	43.270	22.461	1:36.739 (3)	90.55	0.281	16:47:43.944

P3 224 1000 Lee HEALEY		Suzuki GSXR 1000R - F-Tech Fire & Electrical Ltd / Ark Joinery					
IDEAL LAP TIME : 1:35.843		BEST LAP TIME : 1:35.843		DIFFERENCE : 0.000			
LAP	SECTOR 1	SECTOR 2	SECTOR 3	LAP TIME	MPH	DIFF	TIME OF DAY
1 -			23.144	1:41.879	85.98	6.036	16:41:17.969
2 -	30.737	43.116	22.521	1:36.374 (2)	90.89	0.531	16:42:54.343
3 -	30.784	43.228	22.384	1:36.396 (3)	90.87	0.553	16:44:30.739
4 -	30.668	44.172	22.667	1:37.507	89.83	1.664	16:46:08.246
5 -	30.552	42.946	22.345	1:35.843 (1)	91.39		16:47:44.089

P4 87 1000 Karl THOMPSON		Yamaha R1 - #Teamrace					
IDEAL LAP TIME : 1:35.935		BEST LAP TIME : 1:36.416		DIFFERENCE : 0.481			
LAP	SECTOR 1	SECTOR 2	SECTOR 3	LAP TIME	MPH	DIFF	TIME OF DAY
1 -			23.096	1:44.160	84.09	7.744	16:41:20.250
2 -	30.922	43.472	22.991	1:37.385	89.95	0.969	16:42:57.635
3 -	31.135	43.288	22.276	1:36.699 (2)	90.58	0.283	16:44:34.334
4 -	30.371	43.604	22.783	1:36.758 (3)	90.53	0.342	16:46:11.092
5 -	30.632	43.392	22.392	1:36.416 (1)	90.85		16:47:47.508

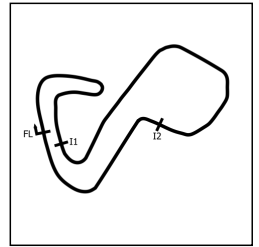
P5 26 1000 George PRINCE		Yamaha R1 - Prince haulage Ltd					
IDEAL LAP TIME : 1:37.070		BEST LAP TIME : 1:37.456		DIFFERENCE : 0.386			
LAP	SECTOR 1	SECTOR 2	SECTOR 3	LAP TIME	MPH	DIFF	TIME OF DAY
1 -			22.861	1:42.511	85.45	5.055	16:41:18.601
2 -	31.130	43.480	22.846	1:37.456 (1)	89.88		16:42:56.057
3 -	31.052	43.267	23.403	1:37.722 (2)	89.64	0.266	16:44:33.779
4 -	31.368	43.899	23.335	1:38.602	88.84	1.146	16:46:12.381
5 -	31.445	43.602	22.751	1:37.798 (3)	89.57	0.342	16:47:50.179

P6 69 1000 Alfie COKER		Kawasaki ZX10RR - Elmech Racing					
IDEAL LAP TIME : 1:38.273		BEST LAP TIME : 1:38.495		DIFFERENCE : 0.222			
LAP	SECTOR 1	SECTOR 2	SECTOR 3	LAP TIME	MPH	DIFF	TIME OF DAY
1 -			23.007	1:44.090	84.15	5.595	16:41:20.180
2 -	31.418	44.237	22.840	1:38.495 (1)	88.93		16:42:58.675
3 -	31.811	44.291	23.015	1:39.117 (3)	88.37	0.622	16:44:37.792
4 -	32.276	44.397	23.106	1:39.779	87.79	1.284	16:46:17.571
5 -	32.100	44.015	22.923	1:39.038 (2)	88.44	0.543	16:47:56.609

BMCRC - MRO Championships 2022 - Rnd 6 @ Brands Hatch GP

BMCRC Rookie 600 & 1000

RACE 14 - SECTOR ANALYSIS



SECTOR 1 = FL to I1, SECTOR 2 = I1 to I2, SECTOR 3 = I2 to FL, DIFF = Difference To Personal Best Lap, P = Crossed Finish Line in Pit Lane, D = Time Disallowed

P7		34 1000		Ben CHEESEMAN		Kawasaki ZX10RR - BCH Services Kent Ltd	
IDEAL LAP TIME : 1:37.293		BEST LAP TIME : 1:37.418		DIFFERENCE : 0.125			
LAP	SECTOR 1	SECTOR 2	SECTOR 3	LAP TIME	MPH	DIFF	TIME OF DAY
1 -			23.294	1:46.909	81.93	9.491	16:41:22.999
2 -	31.731	45.427	22.906	1:40.064	87.54	2.646	16:43:03.063
3 -	31.772	44.053	22.890	1:38.715 (3)	88.73	1.297	16:44:41.778
4 -	31.002	44.021	22.510	1:37.533 (2)	89.81	0.115	16:46:19.311
5 -	30.806	43.977	22.635	1:37.418 (1)	89.92		16:47:56.729

P8		281 1000		Daniel FARLEY		Suzuki GSXR - F-TECH FIRE & ELECTRICAL LTD	
IDEAL LAP TIME : 1:38.070		BEST LAP TIME : 1:38.070		DIFFERENCE : 0.000			
LAP	SECTOR 1	SECTOR 2	SECTOR 3	LAP TIME	MPH	DIFF	TIME OF DAY
1 -			23.248	1:46.626	82.15	8.556	16:41:22.716
2 -	31.745	45.340	23.064	1:40.149 (2)	87.46	2.079	16:43:02.865
3 -	32.393	45.214	23.358	1:40.965	86.76	2.895	16:44:43.830
4 -	31.530	43.812	22.728	1:38.070 (1)	89.32		16:46:21.900
5 -	31.889	45.494	22.900	1:40.283 (3)	87.35	2.213	16:48:02.183

P9		36 1000		Alan MORGAN		Suzuki GSXR 1000 - Little Duck Racing	
IDEAL LAP TIME : 1:39.162		BEST LAP TIME : 1:39.375		DIFFERENCE : 0.213			
LAP	SECTOR 1	SECTOR 2	SECTOR 3	LAP TIME	MPH	DIFF	TIME OF DAY
1 -			23.625	1:48.291	80.89	8.916	16:41:24.381
2 -	32.445	44.721	23.152	1:40.318 (3)	87.32	0.943	16:43:04.699
3 -	31.523	44.701	23.151	1:39.375 (1)	88.14		16:44:44.074
4 -	32.151	45.124	23.126	1:40.401	87.24	1.026	16:46:24.475
5 -	32.305	44.607	23.032	1:39.944 (2)	87.64	0.569	16:48:04.419

P10		125 1000		Matthew CHAM		Kawasaki ZX10R - MFM Track Bikes	
IDEAL LAP TIME : 1:39.755		BEST LAP TIME : 1:40.528		DIFFERENCE : 0.773			
LAP	SECTOR 1	SECTOR 2	SECTOR 3	LAP TIME	MPH	DIFF	TIME OF DAY
1 -			22.982	1:44.971	83.45	4.443	16:41:21.061
2 -	31.736	45.478	23.779	1:40.993 (2)	86.73	0.465	16:43:02.054
3 -	32.593	45.609	23.474	1:41.676	86.15	1.148	16:44:43.730
4 -	32.312	45.037	23.179	1:40.528 (1)	87.13		16:46:24.258
5 -	32.754	45.052	23.310	1:41.116 (3)	86.63	0.588	16:48:05.374

P11		175 1000		Arlindo PESTANA		BMW S1000RR - Pep's racing	
IDEAL LAP TIME : 1:39.216		BEST LAP TIME : 1:39.216		DIFFERENCE : 0.000			
LAP	SECTOR 1	SECTOR 2	SECTOR 3	LAP TIME	MPH	DIFF	TIME OF DAY
1 -			23.405	1:48.568	80.68	9.352	16:41:24.658
2 -	32.587	46.350	23.854	1:42.791	85.21	3.575	16:43:07.449
3 -	32.188	46.177	23.413	1:41.778 (3)	86.06	2.562	16:44:49.227
4 -	32.083	45.020	23.276	1:40.379 (2)	87.26	1.163	16:46:29.606
5 -	31.683	44.533	23.000	1:39.216 (1)	88.29		16:48:08.822

P12		263 1000		Riccardo BIGUZZI		BMW S1000RR - Riccardo's Travel	
IDEAL LAP TIME : 1:39.322		BEST LAP TIME : 1:39.322		DIFFERENCE : 0.000			
LAP	SECTOR 1	SECTOR 2	SECTOR 3	LAP TIME	MPH	DIFF	TIME OF DAY
1 -			23.307	1:48.648	80.62	9.326	16:41:24.738
2 -	32.691	46.346	24.331	1:43.368	84.74	4.046	16:43:08.106
3 -	31.854	46.195	23.505	1:41.554 (3)	86.25	2.232	16:44:49.660
4 -	32.235	45.232	23.342	1:40.809 (2)	86.89	1.487	16:46:30.469
5 -	31.688	44.415	23.219	1:39.322 (1)	88.19		16:48:09.791

BMCRC - MRO Championships 2022 - Rnd 6 @ Brands Hatch GP

BMCRC Rookie 600 & 1000

RACE 14 - SECTOR ANALYSIS



SECTOR 1 = FL to I1, SECTOR 2 = I1 to I2, SECTOR 3 = I2 to FL, DIFF = Difference To Personal Best Lap, P = Crossed Finish Line in Pit Lane, D = Time Disallowed

P13 149 1000 David WILKINS		Yamaha R1 - TwoClicksOut Racing					
IDEAL LAP TIME : 1:41.884		BEST LAP TIME : 1:42.106		DIFFERENCE : 0.222			
LAP	SECTOR 1	SECTOR 2	SECTOR 3	LAP TIME	MPH	DIFF	TIME OF DAY
1 -			23.263	1:47.977	81.12	5.871	16:41:24.067
2 -	32.405	46.853	23.520	1:42.778 (2)	85.23	0.672	16:43:06.845
3 -	32.401	46.311	23.394	1:42.106 (1)	85.79		16:44:48.951
4 -	33.515	46.354	23.486	1:43.355 (3)	84.75	1.249	16:46:32.306
5 -	32.736	46.220	24.579	1:43.535	84.60	1.429	16:48:15.841

P14 222 1000 Daniel MERCER		Honda CBR1000RR - Desperate Dan Racing					
IDEAL LAP TIME : 1:40.891		BEST LAP TIME : 1:41.505		DIFFERENCE : 0.614			
LAP	SECTOR 1	SECTOR 2	SECTOR 3	LAP TIME	MPH	DIFF	TIME OF DAY
1 -			22.969	1:49.547	79.96	8.042	16:41:25.637
2 -	32.545	46.101	24.637	1:43.283 (3)	84.81	1.778	16:43:08.920
3 -	32.594	45.377	23.534	1:41.505 (1)	86.29		16:44:50.425
4 -	33.072	45.882	23.328	1:42.282 (2)	85.64	0.777	16:46:32.707
5 -	33.134	46.041	24.229	1:43.404	84.71	1.899	16:48:16.111

P15 187 1000 Scott DERMOTT		Yamaha R1 - TwoClicksOut					
IDEAL LAP TIME : 1:40.003		BEST LAP TIME : 1:40.003		DIFFERENCE : 0.000			
LAP	SECTOR 1	SECTOR 2	SECTOR 3	LAP TIME	MPH	DIFF	TIME OF DAY
1 -			24.224	1:52.835	77.63	12.832	16:41:28.925
2 -	32.940	46.779	23.389	1:43.108	84.95	3.105	16:43:12.033
3 -	32.089	45.781	23.613	1:41.483 (2)	86.31	1.480	16:44:53.516
4 -	31.898	45.246	22.859	1:40.003 (1)	87.59		16:46:33.519
5 -	32.532	46.071	24.119	1:42.722 (3)	85.27	2.719	16:48:16.241

P16 85 1000 Conor MURRAY		-					
IDEAL LAP TIME : 1:42.123		BEST LAP TIME : 1:42.588		DIFFERENCE : 0.465			
LAP	SECTOR 1	SECTOR 2	SECTOR 3	LAP TIME	MPH	DIFF	TIME OF DAY
1 -			23.954	1:51.046	78.88	8.458	16:41:27.136
2 -	32.870	45.987	24.076	1:42.933 (2)	85.10	0.345	16:43:10.069
3 -	33.016	46.568	24.016	1:43.600 (3)	84.55	1.012	16:44:53.669
4 -	32.950	45.636	24.002	1:42.588 (1)	85.38		16:46:36.257

P17 37 1000 Adam DAVEY		BMW S1000RR -					
IDEAL LAP TIME : 1:42.718		BEST LAP TIME : 1:43.530		DIFFERENCE : 0.812			
LAP	SECTOR 1	SECTOR 2	SECTOR 3	LAP TIME	MPH	DIFF	TIME OF DAY
1 -			25.778	1:53.600	77.11	10.070	16:41:29.690
2 -	33.261	46.998	24.182	1:44.441 (3)	83.87	0.911	16:43:14.131
3 -	32.874	46.484	24.172	1:43.530 (1)	84.61		16:44:57.661
4 -	33.599	46.579	23.751	1:43.929 (2)	84.28	0.399	16:46:41.590

P18 96 1000 Pete SCOTT		Suzuki GSXR750 - South Hill MOT Centre					
IDEAL LAP TIME : 1:43.513		BEST LAP TIME : 1:44.061		DIFFERENCE : 0.548			
LAP	SECTOR 1	SECTOR 2	SECTOR 3	LAP TIME	MPH	DIFF	TIME OF DAY
1 -			24.518	1:52.734	77.70	8.673	16:41:28.824
2 -	32.897	46.458	24.706	1:44.061 (1)	84.17		16:43:12.885
3 -	33.333	46.761	24.573	1:44.667 (2)	83.69	0.606	16:44:57.552
4 -	33.703	47.544	24.158	1:45.405 (3)	83.10	1.344	16:46:42.957

BMCRC - MRO Championships 2022 - Rnd 6 @ Brands Hatch GP

BMCRC Rookie 600 & 1000

RACE 14 - SECTOR ANALYSIS



SECTOR 1 = FL to I1, SECTOR 2 = I1 to I2, SECTOR 3 = I2 to FL, DIFF = Difference To Personal Best Lap, P = Crossed Finish Line in Pit Lane, D = Time Disallowed

P19 274 1000		Stewart LATIMER		Suzuki GSXR1000 R - Fat Bloke Racing RR			
IDEAL LAP TIME : 1:43.434		BEST LAP TIME : 1:43.740		DIFFERENCE : 0.306			
LAP	SECTOR 1	SECTOR 2	SECTOR 3	LAP TIME	MPH	DIFF	TIME OF DAY
1 -			25.315	1:54.754	76.33	11.014	16:41:30.844
2 -	33.443	46.542	24.213	1:44.198 (2)	84.06	0.458	16:43:15.042
3 -	32.936	46.722	24.082	1:43.740 (1)	84.44		16:44:58.782
4 -	33.208	47.067	23.956	1:44.231 (3)	84.04	0.491	16:46:43.013

P20 45 1000		Glenn SMITH		Kawasaki ZX10R - Team Blumpkin Racing			
IDEAL LAP TIME : 1:43.173		BEST LAP TIME : 1:43.208		DIFFERENCE : 0.035			
LAP	SECTOR 1	SECTOR 2	SECTOR 3	LAP TIME	MPH	DIFF	TIME OF DAY
1 -			24.590	1:54.377	76.58	11.169	16:41:30.467
2 -	34.125	47.217	23.936	1:45.278 (3)	83.20	2.070	16:43:15.745
3 -	32.918	46.357	23.933	1:43.208 (1)	84.87		16:44:58.953
4 -	33.278	47.061	24.130	1:44.469 (2)	83.85	1.261	16:46:43.422

P21 888 1000		Paul FAGG		Yamaha R1 4C8 -			
IDEAL LAP TIME : 1:43.000		BEST LAP TIME : 1:44.470		DIFFERENCE : 1.470			
LAP	SECTOR 1	SECTOR 2	SECTOR 3	LAP TIME	MPH	DIFF	TIME OF DAY
1 -			24.641	1:55.248	76.00	10.778	16:41:31.338
2 -	34.240	47.675	24.917	1:46.832 (3)	81.99	2.362	16:43:18.170
3 -	34.256	46.983	23.795	1:45.034 (2)	83.40	0.564	16:45:03.204
4 -	33.543	46.622	24.305	1:44.470 (1)	83.85		16:46:47.674

P22 50 1000		Jason PAES		Aprilia RSV4 -			
IDEAL LAP TIME : 1:44.149		BEST LAP TIME : 1:44.916		DIFFERENCE : 0.767			
LAP	SECTOR 1	SECTOR 2	SECTOR 3	LAP TIME	MPH	DIFF	TIME OF DAY
1 -			24.964	1:54.932	76.21	10.016	16:41:31.022
2 -	33.599	48.389	24.851	1:46.839 (3)	81.99	1.923	16:43:17.861
3 -	33.699	47.183	24.071	1:44.953 (2)	83.46	0.037	16:45:02.814
4 -	32.895	47.445	24.576	1:44.916 (1)	83.49		16:46:47.730

P23 84 1000		Colin McPHERSON		Kawasaki ZX10R -			
IDEAL LAP TIME : 1:47.458		BEST LAP TIME : 1:47.458		DIFFERENCE : 0.000			
LAP	SECTOR 1	SECTOR 2	SECTOR 3	LAP TIME	MPH	DIFF	TIME OF DAY
1 -			25.258	1:56.545	75.16	9.087	16:41:32.635
2 -	34.028	48.284	25.146	1:47.458 (1)	81.51		16:43:20.093
3 -	34.231	48.312	25.351	1:47.894 (2)	81.18	0.436	16:45:07.987
4 -	34.797	50.281	25.684	1:50.762 (3)	79.08	3.304	16:46:58.749

P24 141 600		Henry ROSS		Yamaha R6 -			
IDEAL LAP TIME : 1:37.660		BEST LAP TIME : 1:37.660		DIFFERENCE : 0.000			
LAP	SECTOR 1	SECTOR 2	SECTOR 3	LAP TIME	MPH	DIFF	TIME OF DAY
1 -		43.748	22.892	2:29.127	58.74	51.467	16:42:05.217
2 -	31.282	43.827	23.068	1:38.177 (2)	89.22	0.517	16:43:43.394
3 -	31.852	43.989	23.062	1:38.903 (3)	88.57	1.243	16:45:22.297
4 -	31.105	43.672	22.883	1:37.660 (1)	89.69		16:46:59.957

P25 29 600		Michael SHEPPHARD		Kawasaki ZX6R - RTR Performance, KRS Solutions			
IDEAL LAP TIME : 1:37.288		BEST LAP TIME : 1:38.273		DIFFERENCE : 0.985			
LAP	SECTOR 1	SECTOR 2	SECTOR 3	LAP TIME	MPH	DIFF	TIME OF DAY
1 -		43.405	23.042	2:27.861	59.24	49.588	16:42:03.951
2 -	31.131	44.098	23.650	1:38.879 (2)	88.59	0.606	16:43:42.830
3 -	31.886	44.327	23.159	1:39.372 (3)	88.15	1.099	16:45:22.202
4 -	31.539	43.982	22.752	1:38.273 (1)	89.13		16:47:00.475

BMCRC - MRO Championships 2022 - Rnd 6 @ Brands Hatch GP

BMCRC Rookie 600 & 1000

RACE 14 - SECTOR ANALYSIS



SECTOR 1 = FL to I1, SECTOR 2 = I1 to I2, SECTOR 3 = I2 to FL, DIFF = Difference To Personal Best Lap, P = Crossed Finish Line in Pit Lane, D = Time Disallowed

P26 524 600		Callum PATON		Honda CBR600 RR - Peter & Joy Page			
IDEAL LAP TIME : 1:37.933		BEST LAP TIME : 1:37.933		DIFFERENCE : 0.000			
LAP	SECTOR 1	SECTOR 2	SECTOR 3	LAP TIME	MPH	DIFF	TIME OF DAY
1 -		43.774	23.486	2:29.477	58.60	51.544	16:42:05.567
2 -	31.461	44.573	23.577	1:39.611 (3)	87.94	1.678	16:43:45.178
3 -	31.541	43.883	23.267	1:38.691 (2)	88.76	0.758	16:45:23.869
4 -	31.205	43.750	22.978	1:37.933 (1)	89.44		16:47:01.802

P27 46 600		Pete MARSH		Kawasaki ZX6R - Zipped Up Racing			
IDEAL LAP TIME : 1:39.086		BEST LAP TIME : 1:39.948		DIFFERENCE : 0.862			
LAP	SECTOR 1	SECTOR 2	SECTOR 3	LAP TIME	MPH	DIFF	TIME OF DAY
1 -		43.953	23.251	2:30.471	58.21	50.523	16:42:06.561
2 -	31.882	44.572	23.494	1:39.948 (1)	87.64		16:43:46.509
3 -	32.152	44.823	23.584	1:40.559 (2)	87.11	0.611	16:45:27.068
4 -	32.177	45.261	23.520	1:40.958 (3)	86.76	1.010	16:47:08.026

P28 120 600		James GOWER		Yamaha R6 - TeamRubyRacing			
IDEAL LAP TIME : 1:40.703		BEST LAP TIME : 1:41.122		DIFFERENCE : 0.419			
LAP	SECTOR 1	SECTOR 2	SECTOR 3	LAP TIME	MPH	DIFF	TIME OF DAY
1 -		44.907	23.864	2:32.381	57.48	51.259	16:42:08.471
2 -	32.024	45.091	24.007	1:41.122 (1)	86.62		16:43:49.593
3 -	32.345	45.302	23.852	1:41.499 (3)	86.30	0.377	16:45:31.092
4 -	32.221	45.401	23.772	1:41.394 (2)	86.39	0.272	16:47:12.486

P29 43 600		Paul NIELD		Honda CBR600RR -			
IDEAL LAP TIME : 1:42.862		BEST LAP TIME : 1:43.180		DIFFERENCE : 0.318			
LAP	SECTOR 1	SECTOR 2	SECTOR 3	LAP TIME	MPH	DIFF	TIME OF DAY
1 -		46.098	23.866	2:34.221	56.80	51.041	16:42:10.311
2 -	33.079	46.551	23.945	1:43.575 (2)	84.57	0.395	16:43:53.886
3 -	33.535	46.237	23.841	1:43.613 (3)	84.54	0.433	16:45:37.499
4 -	33.024	46.416	23.740	1:43.180 (1)	84.89		16:47:20.679

P30 58 600		Paul NICHOLAS		Yamaha YZF R6 - MARLEY COMMS			
IDEAL LAP TIME : 1:42.111		BEST LAP TIME : 1:43.239		DIFFERENCE : 1.128			
LAP	SECTOR 1	SECTOR 2	SECTOR 3	LAP TIME	MPH	DIFF	TIME OF DAY
1 -		46.428	23.943	2:35.244	56.42	52.005	16:42:11.334
2 -	33.013	46.193	24.397	1:43.603 (2)	84.55	0.364	16:43:54.937
3 -	33.457	46.623	23.789	1:43.869 (3)	84.33	0.630	16:45:38.806
4 -	33.702	45.901	23.636	1:43.239 (1)	84.85		16:47:22.045

P31 42 600		Kai EVANS		Kawasaki ZX6R - CBS Ltd Construction and Engineering			
IDEAL LAP TIME : 1:45.005		BEST LAP TIME : 1:45.283		DIFFERENCE : 0.278			
LAP	SECTOR 1	SECTOR 2	SECTOR 3	LAP TIME	MPH	DIFF	TIME OF DAY
1 -		47.945	24.478	2:39.772	54.82	54.489	16:42:15.862
2 -	33.356	47.344	24.583	1:45.283 (1)	83.20		16:44:01.145
3 -	34.184	47.503	24.439	1:46.126 (2)	82.54	0.843	16:45:47.271
4 -	34.330	47.210	24.829	1:46.369 (3)	82.35	1.086	16:47:33.640

P32 24 600		Mark STRUTT		Yamaha R6 - Myself			
IDEAL LAP TIME : 1:45.878		BEST LAP TIME : 1:46.196		DIFFERENCE : 0.318			
LAP	SECTOR 1	SECTOR 2	SECTOR 3	LAP TIME	MPH	DIFF	TIME OF DAY
1 -		48.345	25.127	2:41.034	54.39	54.838	16:42:17.124
2 -	33.872	47.677	24.763	1:46.312 (2)	82.39	0.116	16:44:03.436
3 -	33.744	48.062	25.042	1:46.848 (3)	81.98	0.652	16:45:50.284
4 -	34.024	47.715	24.457	1:46.196 (1)	82.48		16:47:36.480

BMCRC - MRO Championships 2022 - Rnd 6 @ Brands Hatch GP

BMCRC Rookie 600 & 1000

RACE 14 - SECTOR ANALYSIS



SECTOR 1 = FL to I1, SECTOR 2 = I1 to I2, SECTOR 3 = I2 to FL, DIFF = Difference To Personal Best Lap, P = Crossed Finish Line in Pit Lane, D = Time Disallowed

P33 177 600 Calogero LAURICELLA		Yamaha YZF R6 -					
IDEAL LAP TIME : 1:43.258		BEST LAP TIME : 1:43.269		DIFFERENCE : 0.011			
LAP	SECTOR 1	SECTOR 2	SECTOR 3	LAP TIME	MPH	DIFF	TIME OF DAY
1 -		46.999	24.218	2:36.282	56.05	53.013	16:42:12.372
2 -	33.513	45.999	24.139	1:43.651 (2)	84.51	0.382	16:43:56.023
3 -	33.466	46.010	23.793	1:43.269 (1)	84.82		16:45:39.292
4 -	33.507	1:04.136	24.796	2:02.439 (3)	71.54	19.170	16:47:41.731

P34 395 600 William NICHOLLS		Yamaha R6 - Will Nicholls Farriery					
IDEAL LAP TIME : 1:51.108		BEST LAP TIME : 1:51.206		DIFFERENCE : 0.098			
LAP	SECTOR 1	SECTOR 2	SECTOR 3	LAP TIME	MPH	DIFF	TIME OF DAY
1 -		54.411	27.206	2:51.554	51.06	1:00.348	16:42:27.644
2 -	37.306	51.306	25.450	1:54.062 (3)	76.79	2.856	16:44:21.706
3 -	36.659	50.453	25.687	1:52.799 (2)	77.65	1.593	16:46:14.505
4 -	35.548	50.110	25.548	1:51.206 (1)	78.77		16:48:05.711

P35 261 1000 Roberto Di GREGORIO		Ducati 899 PANIGALE -					
IDEAL LAP TIME : 1:41.066		BEST LAP TIME : 1:41.162		DIFFERENCE : 0.096			
LAP	SECTOR 1	SECTOR 2	SECTOR 3	LAP TIME	MPH	DIFF	TIME OF DAY
1 -			23.532	1:49.333	80.12	8.171	16:41:25.423
2 -	32.433	46.252	24.430	1:43.115 (2)	84.95	1.953	16:43:08.538
3 -	32.291	45.243	23.628	1:41.162 (1)	86.59		16:44:49.700
4 -	33.261	46.021	23.846	1:43.128 (3)	84.94	1.966	16:46:32.828

P36 243 1000 Tony Le GALLEZ		Kawasaki ZX10R - Guttersnipe					
IDEAL LAP TIME : 1:47.290		BEST LAP TIME : 1:47.290		DIFFERENCE : 0.000			
LAP	SECTOR 1	SECTOR 2	SECTOR 3	LAP TIME	MPH	DIFF	TIME OF DAY
1 -			24.795	1:53.957	76.86	6.667	16:41:30.047
2 -	33.733	49.023	24.534	1:47.290 (1)	81.64		16:43:17.337
3 -	34.359	49.481	25.122	1:48.962 (2)	80.39	1.672	16:45:06.299

P37 14 600 Justas GADLIAUSKAS		Yamaha R6 - GMD Installations Ltd					
IDEAL LAP TIME : 1:36.905		BEST LAP TIME : 1:37.384		DIFFERENCE : 0.479			
LAP	SECTOR 1	SECTOR 2	SECTOR 3	LAP TIME	MPH	DIFF	TIME OF DAY
1 -		43.944	22.857	2:29.508	58.59	52.124	16:42:05.598
2 -	30.561	43.487	23.336	1:37.384 (1)	89.95		16:43:42.982

BMCRC - MRO Championships 2022 - Rnd 6 @ Brands Hatch GP

BMCRC Rookie 600 & 1000

RACE 14 - BEST SECTORS

SECTOR 1			SECTOR 2			SECTOR 3			IDEAL / BEST COMPARISON						
POS	NO	NAME	TIME	NO	NAME	TIME	NO	NAME	TIME	POS	NO	NAME	IDEAL	BEST	DIFF
													PERFECT LAP	1:33.731	
1	449	WALLINGTON	29.483	449	WALLINGTON	42.411	449	WALLINGTON	21.837	1	449	WALLINGTON	1:33.731	1:34.136	0.405
2	87	THOMPSON	30.371	224	HEALEY	42.946	87	THOMPSON	22.276	2	224	HEALEY	1:35.843	1:35.843	0.000
3	224	HEALEY	30.552	334	BRANDISH	43.199	334	BRANDISH	22.322	3	87	THOMPSON	1:35.935	1:36.416	0.481
4	14	GADLIAUSKAS	30.561	26	PRINCE	43.267	224	HEALEY	22.345	4	334	BRANDISH	1:36.141	1:36.458	0.317
5	334	BRANDISH	30.620	87	THOMPSON	43.288	34	CHEESEMAN	22.510	5	14	GADLIAUSKAS	1:36.905	1:37.384	0.479
6	34	CHEESEMAN	30.806	29	SHEPPHARD	43.405	281	FARLEY	22.728	6	26	PRINCE	1:37.070	1:37.456	0.386
7	26	PRINCE	31.052	14	GADLIAUSKAS	43.487	26	PRINCE	22.751	7	29	SHEPPHARD	1:37.288	1:38.273	0.985
8	141	ROSS	31.105	141	ROSS	43.672	29	SHEPPHARD	22.752	8	34	CHEESEMAN	1:37.293	1:37.418	0.125
9	29	SHEPPHARD	31.131	524	PATON	43.750	69	COKER	22.840	9	141	ROSS	1:37.660	1:37.660	0.000
10	524	PATON	31.205	281	FARLEY	43.812	14	GADLIAUSKAS	22.857	10	524	PATON	1:37.933	1:37.933	0.000
11	69	COKER	31.418	46	MARSH	43.953	187	DERMOTT	22.859	11	281	FARLEY	1:38.070	1:38.070	0.000
12	36	MORGAN	31.523	34	CHEESEMAN	43.977	141	ROSS	22.883	12	69	COKER	1:38.273	1:38.495	0.222
13	281	FARLEY	31.530	69	COKER	44.015	222	MERCER	22.969	13	46	MARSH	1:39.086	1:39.948	0.862
14	175	PESTANA	31.683	263	BIGUZZI	44.415	524	PATON	22.978	14	36	MORGAN	1:39.162	1:39.375	0.213
15	263	BIGUZZI	31.688	175	PESTANA	44.533	125	CHAM	22.982	15	175	PESTANA	1:39.216	1:39.216	0.000
16	125	CHAM	31.736	36	MORGAN	44.607	175	PESTANA	23.000	16	263	BIGUZZI	1:39.322	1:39.322	0.000
17	46	MARSH	31.882	120	GOWER	44.907	36	MORGAN	23.032	17	125	CHAM	1:39.755	1:40.528	0.773
18	187	DERMOTT	31.898	125	CHAM	45.037	263	BIGUZZI	23.219	18	187	DERMOTT	1:40.003	1:40.003	0.000
19	120	GOWER	32.024	261	GREGORIO	45.243	46	MARSH	23.251	19	120	GOWER	1:40.703	1:41.122	0.419
20	261	GREGORIO	32.291	187	DERMOTT	45.246	149	WILKINS	23.263	20	222	MERCER	1:40.891	1:41.505	0.614
21	149	WILKINS	32.401	222	MERCER	45.377	261	GREGORIO	23.532	21	261	GREGORIO	1:41.066	1:41.162	0.096
22	222	MERCER	32.545	85	MURRAY	45.636	58	NICHOLAS	23.636	22	149	WILKINS	1:41.884	1:42.106	0.222
23	58	NICHOLAS	32.574	888	FAGG	45.832	43	NIELD	23.740	23	58	NICHOLAS	1:42.111	1:43.239	1.128
24	85	MURRAY	32.628	58	NICHOLAS	45.901	37	DAVEY	23.751	24	85	MURRAY	1:42.123	1:42.588	0.465
25	37	DAVEY	32.874	177	LAURICELLA	45.999	120	GOWER	23.772	25	37	DAVEY	1:42.718	1:43.530	0.812
26	50	PAES	32.895	37	DAVEY	46.093	177	LAURICELLA	23.793	26	43	NIELD	1:42.862	1:43.180	0.318
27	96	SCOTT	32.897	43	NIELD	46.098	888	FAGG	23.795	27	888	FAGG	1:43.000	1:44.470	1.470
28	45	SMITH	32.918	149	WILKINS	46.220	85	MURRAY	23.859	28	45	SMITH	1:43.173	1:43.208	0.035
29	274	LATIMER	32.936	45	SMITH	46.322	45	SMITH	23.933	29	177	LAURICELLA	1:43.258	1:43.269	0.011
30	43	NIELD	33.024	96	SCOTT	46.458	274	LATIMER	23.956	30	274	LATIMER	1:43.434	1:43.740	0.306
31	42	EVANS	33.356	274	LATIMER	46.542	50	PAES	24.071	31	96	SCOTT	1:43.513	1:44.061	0.548
32	888	FAGG	33.373	50	PAES	47.183	96	SCOTT	24.158	32	50	PAES	1:44.149	1:44.916	0.767
33	177	LAURICELLA	33.466	42	EVANS	47.210	42	EVANS	24.439	33	42	EVANS	1:45.005	1:45.283	0.278
34	243	GALLEZ	33.733	24	STRUTT	47.677	24	STRUTT	24.457	34	24	STRUTT	1:45.878	1:46.196	0.318
35	24	STRUTT	33.744	52	CARRINGTON	48.034	243	GALLEZ	24.534	35	243	GALLEZ	1:47.290	1:47.290	0.000
36	84	McPHERSON	34.028	84	McPHERSON	48.284	84	McPHERSON	25.146	36	84	McPHERSON	1:47.458	1:47.458	0.000
37	395	NICHOLLS	35.548	243	GALLEZ	49.023	395	NICHOLLS	25.450	37	395	NICHOLLS	1:51.108	1:51.206	0.098
38				395	NICHOLLS	50.110									

BMCRC - MRO Championships 2022 - Rnd 6 @ Brands Hatch GP

BMCRC Rookie 600 & 1000

RACE 14 - STATISTICS

Competitors Started 38
Planned Start 2022-07-16 @ 16:40:00.000
Actual Start 2022-07-16 @ 16:39:36.090
Finish Time 2022-07-16 @ 16:47:33.439
Track Length 2.4332mi.
Total Laps 160
Total Distance Covered 389.3263mi.

Session Fastest Lap History

NO	CL	NAME	LAP TIME	TIME OF DAY	LAP	VEHICLE
449	1000	Luke WALLINGTON	1:34.407	16:42:48.954	2	Yamaha R1 4C8
449	1000	Luke WALLINGTON	1:34.136	16:44:23.090	3	Yamaha R1 4C8

Session Leader History

NO	CL	NAME	FROM LAP	LAPS LED	DISTANCE	VEHICLE
449	1000	Luke WALLINGTON	1	5	12.16 miles	Yamaha R1 4C8

Flag History

TYPE	TIME OF DAY
GREEN	16:39:36.090
FINISH	16:47:33.439

Flag Statistics

TYPE	COUNT	TOTAL LAPS	TOTAL TIME
Green	1	5	11:44.677
Red	0	0	0.000
Safety Car	0	0	0.000
FCY	0	0	0.000

BMCRC - MRO Championships 2022 - Rnd 6 @ Brands Hatch GP

BMCRC Rookie 600 & 1000

RACE 14 - STATISTICS

CLASS : 1000

25 Starters

Fastest Lap History

NO	NAME	LAP TIME	TIME OF DAY	LAP	VEHICLE
449	Luke WALLINGTON	1:34.407	16:42:48.954	2	Yamaha R1 4C8
449	Luke WALLINGTON	1:34.136	16:44:23.090	3	Yamaha R1 4C8

Leader History

NO	NAME	FROM LAP	LAPS LED	DISTANCE	VEHICLE
449	Luke WALLINGTON	1	5	12.16 miles	Yamaha R1 4C8

BMCRC - MRO Championships 2022 - Rnd 6 @ Brands Hatch GP

BMCRC Rookie 600 & 1000

RACE 14 - STATISTICS

CLASS : 600

13 Starters

Fastest Lap History

NO	NAME	LAP TIME	TIME OF DAY	LAP	VEHICLE
29	Michael SHEPPHARD	1:38.879	16:43:42.840	2	Kawasaki ZX6R
14	Justas GADLIAUSKAS	1:37.384	16:43:43.003	2	Yamaha R6

Leader History

NO	NAME	FROM LAP	LAPS LED	DISTANCE	VEHICLE
29	Michael SHEPPHARD	1	3	7.29 miles	Kawasaki ZX6R
141	Henry ROSS	4	1	2.43 miles	Yamaha R6

BMCRC - MRO Championships 2022 - Rnd 6 @ Brands Hatch GP

BMCRC Rookie 600 & 1000

RACE 4 - GRID (7 Laps)



CONTRACTORS LTD

ROW 15	45	35	Phil ZANUTTO	44	41	Toby COOK	43	52	Spencer CARRINGTON
ROW 14	42	395	1:51.206 William NICHOLLS	41	24	1:46.196 Mark STRUTT	40	42	1:45.283 Kai EVANS
ROW 13	39	177	1:43.269 Calogero LAURICELLA	38	58	1:43.239 Paul NICHOLAS	37	43	1:43.180 Paul NIELD
ROW 12	36	120	1:41.122 James GOWER	35	46	1:39.948 Pete MARSH	34	29	1:38.273 Michael SHEPPHARD
ROW 11	33	524	1:37.933 Callum PATON	32	141	1:37.660 Henry ROSS	31	14	1:37.384 Justas GADLIAUSKAS
ROW 10	30			29			28		
ROW 9	27			26	23	Harry HINCHCLIFFE	25	84	1:47.458 Colin McPHERSON
ROW 8	24	243	1:47.290 Tony Le GALLEZ	23	50	1:44.916 Jason PAES	22	888	1:44.470 Paul FAGG
ROW 7	21	96	1:44.061 Pete SCOTT	20	274	1:43.740 Stewart LATIMER	19	37	1:43.530 Adam DAVEY
ROW 6	18	45	1:43.208 Glenn SMITH	17	85	1:42.588 Conor MURRAY	16	149	1:42.106 David WILKINS
ROW 5	15	222	1:41.505 Daniel MERCER	14	261	1:41.162 Roberto Di GREGORIO	13	125	1:40.528 Matthew CHAM
ROW 4	12	187	1:40.003 Scott DERMOTT	11	36	1:39.375 Alan MORGAN	10	263	1:39.322 Riccardo BIGUZZI
ROW 3	9	175	1:39.216 Arlindo PESTANA	8	69	1:38.495 Alfie COKER	7	281	1:38.070 Daniel FARLEY
ROW 2	6	26	1:37.456 George PRINCE	5	34	1:37.418 Ben CHEESEMAN	4	334	1:36.458 Anthony BRANDISH
ROW 1	3	87	1:36.416 Karl THOMPSON	2	224	1:35.843 Lee HEALEY	1	449	1:34.136 Luke WALLINGTON
Pole									

Brands Hatch GP: 2.4332 miles

These results are provisional until the conclusion of any judicial and technical matters.

Clerk Of Course :	Stewards :	Timekeeper : <i>Craig Smith</i>
-------------------	------------	------------------------------------

Results can be found at www.tsl-timing.com

Printed - 16:58 Saturday, 16 July 2022



BMCRC - MRO Championships 2022 - Rnd 6 @ Brands Hatch GP

BMCRC Rookie 600 & 1000

RACE 4 - CLASSIFICATION



CONTRACTORS LTD

POS	NO	CL	PIC NAME	ENTRY	LAPS	TIME	GAP	DIFF	MPH	BEST	ON
1	449	1000	1 Luke WALLINGTON	Yamaha R1 4C8 - BW Bespoke Developments Ltd	5	7:53.362			92.52	1:33.274	2
2	224	1000	2 Lee HEALEY	Suzuki GSXR 1000R - F-Tech Fire & Electrical Ltd /	5	7:58.481	5.119	5.119	91.53	1:34.209	3
3	334	1000	3 Anthony BRANDISH	Suzuki GSXR 1000 - BW bespoke developments ltd	5	7:59.116	5.754	0.635	91.41	1:34.583	4
4	34	1000	4 Ben CHEESEMAN	Kawasaki ZX10RR - BCH Services Kent Ltd	5	8:10.278	16.916	11.162	89.33	1:36.629	4
5	36	1000	5 Alan MORGAN	Suzuki GSXR 1000 - Little Duck Racing	5	8:16.104	22.742	5.826	88.28	1:37.644	2
6	23	1000	6 Harry HINCHCLIFFE	Kawasaki ZX10R - JDL Electrical	5	8:16.728	23.366	0.624	88.17	1:37.251	3
7	281	1000	7 Daniel FARLEY	Suzuki GSXR - F-TECH FIRE & ELECTRICAL LTD	5	8:17.036	23.674	0.308	88.12	1:37.116	4
8	125	1000	8 Matthew CHAM	Kawasaki ZX10R - MFM Track Bikes	5	8:18.881	25.519	1.845	87.79	1:38.734	5
9	187	1000	9 Scott DERMOTT	Yamaha R1 - TwoClicksOut	5	8:18.932	25.570	0.051	87.78	1:37.882	4
10	175	1000	10 Arlindo PESTANA	BMW S1000RR - Pep's racing	5	8:19.465	26.103	0.533	87.69	1:37.896	5
11	149	1000	11 David WILKINS	Yamaha R1 - TwoClicksOut Racing	5	8:24.192	30.830	4.727	86.86	1:39.121	3
12	69*	1000	12 Alfie COKER	Kawasaki ZX10RR - Elmech Racing	5	8:25.981	32.619	1.789	86.56	1:38.113	4
13	261	1000	13 Roberto Di GREGORIO	Ducati 899 PANIGALE -	5	8:29.116	35.754	3.135	86.02	1:39.556	4
14	263	1000	14 Riccardo BIGUZZI	BMW S1000RR - Riccardo's Travel	5	8:34.026	40.664	4.910	85.20	1:39.309	3
15	222	1000	15 Daniel MERCER	Honda CBR1000RR - Desperate Dan Racing	5	8:34.222	40.860	0.196	85.17	1:39.926	3
16	45	1000	16 Glenn SMITH	Kawasaki ZX10R - Team Blumpkin Racing	5	8:36.314	42.952	2.092	84.83	1:40.851	4
17	274	1000	17 Stewart LATIMER	Suzuki GSXR1000 R - Fat Bloke Racing RR	5	8:36.902	43.540	0.588	84.73	1:41.789	3
18	37	1000	18 Adam DAVEY	BMW S1000RR -	5	8:42.152	48.790	5.250	83.88	1:41.831	5
19	888	1000	19 Paul FAGG	Yamaha R1 4C8 -	5	8:42.897	49.535	0.745	83.76	1:42.159	2
20	96	1000	20 Pete SCOTT	Suzuki GSXR750 - South Hill MOT Centre	5	8:49.024	55.662	6.127	82.79	1:43.999	3
21	85	1000	21 Conor MURRAY	-	5	8:49.345	55.983	0.321	82.74	1:42.143	3
22	50	1000	22 Jason PAES	Aprilia RSV4 -	5	8:49.990	56.628	0.645	82.64	1:43.483	3
23	29	600	1 Michael SHEPPHARD	Kawasaki ZX6R - RTR Performance, KRS Solutions	5	8:51.470	58.108	1.480	82.41	1:36.709	3
24	14	600	2 Justas GADLIAUSKAS	Yamaha R6 - GMD Installations Ltd	5	8:51.768	58.406	0.298	82.36	1:36.812	5
25	84	1000	23 Colin McPHERSON	Kawasaki ZX10R -	5	8:58.038	1:04.676	6.270	81.40	1:45.447	5
26	141	600	3 Henry ROSS	Yamaha R6 -	5	9:01.103	1:07.741	3.065	80.94	1:38.222	3
27	58	600	4 Paul NICHOLAS	Yamaha YZF R6 - MARLEY COMMS	5	9:09.072	1:15.710	7.969	79.76	1:39.809	5
28	120	600	5 James GOWER	Yamaha R6 - TeamRubyRacing	5	9:09.580	1:16.218	0.508	79.69	1:39.679	5
29	177	600	6 Calogero LAURICELLA	Yamaha YZF R6 -	5	9:14.070	1:20.708	4.490	79.04	1:40.776	5
30	43	600	7 Paul NIELD	Honda CBR600RR -	5	9:16.661	1:23.299	2.591	78.68	1:41.824	2
31	41	600	8 Toby COOK	Triumph DAYTONA - Brixham Bodyworks	5	9:19.648	1:26.286	2.987	78.26	1:41.970	5
32	42	600	9 Kai EVANS	Kawasaki ZX6R - CBS Ltd Construction and Engine	5	9:26.496	1:33.134	6.848	77.31	1:43.254	5
33	24	600	10 Mark STRUTT	Yamaha R6 - Myself	5	9:31.583	1:38.221	5.087	76.62	1:43.995	4
34	52	600	11 Spencer CARRINGTON	Yamaha R6 - seton tuning	5	9:53.209	1:59.847	21.626	73.83	1:45.278	3

NOT CLASSIFIED

DNF	243	1000	Tony Le GALLEZ	Kawasaki ZX10R - Guttersnipe	4	7:11.481	1 Lap	1 Lap	81.20	1:44.797	3
DNF	26	1000	George PRINCE	Yamaha R1 - Prince haulage Ltd	1	1:41.040	4 Laps	3 Laps	86.69		

FASTEST LAP

449	1000	Luke WALLINGTON	Yamaha R1 4C8 - BW Bespoke Developments Ltd	2	1:33.274	93.91 mph	151.14 kph
29	600	Michael SHEPPHARD	Kawasaki ZX6R - RTR Performance, KRS Solutions	3	1:36.709	90.57 mph	145.77 kph

* Bike 69 - 10 second penalty - jump start
 Class 1000 - 92.5% of Race Speed = 85.58 mph
 Class 600 - 92.5% of Race Speed = 76.22 mph

Weather / Track : Sunny / Dry

These results are provisional until the conclusion of any judicial and technical matters.

Race Distance: 5 Laps / 12.16 miles
 Brands Hatch GP: 2.4332 miles
 Date: 17/07/2022 Start: 13:59 Finish: 14:06

Clerk Of Course :	Stewards :	Timekeeper :
		<i>Craig Smith</i>

Results can be found at www.tsl-timing.com

Printed - 14:09 Sunday, 17 July 2022



BMCRC - MRO Championships 2022 - Rnd 6 @ Brands Hatch GP

BMCRC Rookie 600 & 1000

RACE 4 - LAP CHART

LAP 1 @ 14:00:39.890

NO	BEHIND	LAP TIME
449		1:38.458
334	1.076	1:39.534
224	2.000	1:40.458
26	2.582	1:41.040
69	3.581	1:42.039
34	3.829	1:42.287
125	4.552	1:43.010
281	5.830	1:44.288
36	6.139	1:44.597
175	6.684	1:45.142
149	7.408	1:45.866
187	7.572	1:46.030
23	8.526	1:46.984
261	8.854	1:47.312
274	10.177	1:48.635
263	10.266	1:48.724
222	10.998	1:49.456
85	11.707	1:50.165
37	12.583	1:51.041
45	12.656	1:51.114
96	13.200	1:51.658
888	13.746	1:52.204
50	14.481	1:52.939
243	15.158	1:53.616
84	16.433	1:54.891
29	44.482	2:22.940
14	45.078	2:23.536
141	47.619	2:26.077
120	48.633	2:27.091
58	49.238	2:27.696
43	49.831	2:28.289
177	50.593	2:29.051
41	51.003	2:29.461
42	53.639	2:32.097
24	54.070	2:32.528
52	54.422	2:32.880

LAP 2 @ 14:02:13.164

NO	BEHIND	LAP TIME
449		1:33.274
334	2.998	1:35.196
224	3.262	1:34.536
34	7.386	1:36.831
69	8.774	1:38.467
125	10.410	1:39.132
36	10.509	1:37.644
281	11.603	1:39.047
175	12.120	1:38.710
23	12.928	1:37.676
187	13.191	1:38.893
149	13.680	1:39.546
261	16.069	1:40.489
263	16.677	1:39.685
274	18.750	1:41.847
222	18.980	1:41.256
45	21.119	1:41.737
85	21.934	1:43.501
37	22.263	1:42.954
888	22.631	1:42.159
96	24.416	1:44.490
50	26.471	1:45.264
243	26.751	1:44.867
84	28.802	1:45.643

Weather / Track : Sunny / Dry

Results can be found at www.tsl-timing.com

29	48.451	1:37.243
14	49.092	1:37.288
141	53.730	1:39.385
58	56.703	1:40.739
120	57.031	1:41.672
43	58.381	1:41.824
177	59.150	1:41.831
41	1:00.494	1:42.765
42	1:04.203	1:43.838
52	1:06.971	1:45.823
24	1:07.044	1:46.248

LAP 3 @ 14:03:47.216

NO	BEHIND	LAP TIME
449		1:34.052
224	3.419	1:34.209
334	3.983	1:35.037
34	10.692	1:37.358
69	13.646	1:38.924
36	14.304	1:37.847
125	15.269	1:38.911
281	15.646	1:38.095
23	16.127	1:37.251
175	16.667	1:38.599
187	17.328	1:38.189
149	18.749	1:39.121
263	21.934	1:39.309
261	22.831	1:40.814
222	24.854	1:39.926
274	26.487	1:41.789
45	27.964	1:40.897
85	30.025	1:42.143
37	30.623	1:42.412
888	30.845	1:42.266
96	34.363	1:43.999
50	35.902	1:43.483
243	37.496	1:44.797
84	40.655	1:45.905
29	51.108	1:36.709
14	52.295	1:37.255
141	57.900	1:38.222
58	1:03.380	1:40.729
120	1:03.828	1:40.849
43	1:06.226	1:41.897
177	1:06.591	1:41.493
41	1:08.733	1:42.291
42	1:13.664	1:43.513
24	1:17.557	1:44.565
52	1:18.197	1:45.278

LAP 4 @ 14:05:21.158

NO	BEHIND	LAP TIME
449		1:33.942
224	4.116	1:34.639
334	4.624	1:34.583
34	13.379	1:36.629
69	17.817	1:38.113
36	18.228	1:37.866
281	18.820	1:37.116
23	19.719	1:37.534
125	20.421	1:39.094
187	21.268	1:37.882
175	21.843	1:39.118
149	24.329	1:39.522
261	28.445	1:39.556

263	31.646	1:43.654
222	31.961	1:41.049
274	34.575	1:42.030
45	34.873	1:40.851
85	40.133	1:44.050
888	40.376	1:43.473
37	40.595	1:43.914
96	44.803	1:44.382
50	45.962	1:44.002
243	51.755	1:48.201
84	52.865	1:46.152
29	53.939	1:36.773
14	55.230	1:36.877
141	1:02.343	1:38.385
58	1:09.537	1:40.099
120	1:10.175	1:40.289
177	1:13.568	1:40.919
43	1:14.216	1:41.932
41	1:17.952	1:43.161
42	1:23.516	1:43.794
24	1:27.610	1:43.995
52	1:33.367	1:49.112

LAP 5 @ 14:06:54.794

NO	BEHIND	LAP TIME
449		1:33.636
224	5.119	1:34.639
334	5.754	1:34.766
34	16.916	1:37.173
69	22.619	1:38.438
36	22.742	1:38.150
23	23.366	1:37.283
281	23.674	1:38.490
125	25.519	1:38.734
187	25.570	1:37.938
175	26.103	1:37.896
149	30.830	1:40.137
261	35.754	1:40.945
263	40.664	1:42.654
222	40.860	1:42.535
45	42.952	1:41.715
274	43.540	1:42.601
37	48.790	1:41.831
888	49.535	1:42.795
96	55.662	1:44.495
85	55.983	1:49.486
50	56.628	1:44.302
29	58.108	1:37.805
14	58.406	1:36.812
84	1:04.676	1:45.447
141	1:07.741	1:39.034
58	1:15.710	1:39.809
120	1:16.218	1:39.679
177	1:20.708	1:40.776
43	1:23.299	1:42.719
41	1:26.286	1:41.970
42	1:33.134	1:43.254
24	1:38.221	1:44.247
52	1:59.847	2:00.116

Brands Hatch GP: 2.4332 miles
Date: 17/07/2022 Start: 13:59 Finish: 14:06

Printed - 14:09 Sunday, 17 July 2022

BMCRC - MRO Championships 2022 - Rnd 6 @ Brands Hatch GP

BMCRC Rookie 600 & 1000

RACE 4 - SECTOR ANALYSIS



SECTOR 1 = FL to I1, SECTOR 2 = I1 to I2, SECTOR 3 = I2 to FL, DIFF = Difference To Personal Best Lap, P = Crossed Finish Line in Pit Lane, D = Time Disallowed

P1 449 1000 Luke WALLINGTON		Yamaha R1 4C8 - BW Bespoke Developments Ltd					
IDEAL LAP TIME : 1:33.164		BEST LAP TIME : 1:33.274		DIFFERENCE : 0.110			
LAP	SECTOR 1	SECTOR 2	SECTOR 3	LAP TIME	MPH	DIFF	TIME OF DAY
1 -			22.067	1:38.458	88.96	5.184	14:00:39.890
2 -	29.284	42.085	21.905	1:33.274 (1)	93.91		14:02:13.164
3 -	29.692	42.408	21.952	1:34.052	93.13	0.778	14:03:47.216
4 -	29.688	42.391	21.863	1:33.942 (3)	93.24	0.668	14:05:21.158
5 -	29.640	42.201	21.795	1:33.636 (2)	93.55	0.362	14:06:54.794

P2 224 1000 Lee HEALEY		Suzuki GSXR 1000R - F-Tech Fire & Electrical Ltd / Ark Joinery					
IDEAL LAP TIME : 1:34.206		BEST LAP TIME : 1:34.209		DIFFERENCE : 0.003			
LAP	SECTOR 1	SECTOR 2	SECTOR 3	LAP TIME	MPH	DIFF	TIME OF DAY
1 -			22.533	1:40.458	87.19	6.249	14:00:41.890
2 -	29.986	42.177	22.373	1:34.536 (2)	92.66	0.327	14:02:16.426
3 -	29.952	42.148	22.109	1:34.209 (1)	92.98		14:03:50.635
4 -	30.035	42.498	22.106	1:34.639 (3)	92.56	0.430	14:05:25.274
5 -	30.197	42.318	22.124	1:34.639 (3)	92.56	0.430	14:06:59.913

P3 334 1000 Anthony BRANDISH		Suzuki GSXR 1000 - BW bespoke developments ltd					
IDEAL LAP TIME : 1:34.514		BEST LAP TIME : 1:34.583		DIFFERENCE : 0.069			
LAP	SECTOR 1	SECTOR 2	SECTOR 3	LAP TIME	MPH	DIFF	TIME OF DAY
1 -			21.950	1:39.534	88.00	4.951	14:00:40.966
2 -	30.683	42.358	22.155	1:35.196	92.01	0.613	14:02:16.162
3 -	30.553	42.434	22.050	1:35.037 (3)	92.17	0.454	14:03:51.199
4 -	30.435	42.240	21.908	1:34.583 (1)	92.61		14:05:25.782
5 -	30.382	42.492	21.892	1:34.766 (2)	92.43	0.183	14:07:00.548

P4 34 1000 Ben CHEESEMAN		Kawasaki ZX10RR - BCH Services Kent Ltd					
IDEAL LAP TIME : 1:36.401		BEST LAP TIME : 1:36.629		DIFFERENCE : 0.228			
LAP	SECTOR 1	SECTOR 2	SECTOR 3	LAP TIME	MPH	DIFF	TIME OF DAY
1 -			22.382	1:42.287	85.63	5.658	14:00:43.719
2 -	31.224	43.382	22.225	1:36.831 (2)	90.46	0.202	14:02:20.550
3 -	31.134	43.686	22.538	1:37.358	89.97	0.729	14:03:57.908
4 -	31.079	43.340	22.210	1:36.629 (1)	90.65		14:05:34.537
5 -	30.851	43.901	22.421	1:37.173 (3)	90.14	0.544	14:07:11.710

P5 36 1000 Alan MORGAN		Suzuki GSXR 1000 - Little Duck Racing					
IDEAL LAP TIME : 1:37.460		BEST LAP TIME : 1:37.644		DIFFERENCE : 0.184			
LAP	SECTOR 1	SECTOR 2	SECTOR 3	LAP TIME	MPH	DIFF	TIME OF DAY
1 -			22.602	1:44.597	83.74	6.953	14:00:46.029
2 -	31.509	43.600	22.535	1:37.644 (1)	89.71		14:02:23.673
3 -	31.463	43.750	22.634	1:37.847 (2)	89.52	0.203	14:04:01.520
4 -	31.562	43.907	22.397	1:37.866 (3)	89.50	0.222	14:05:39.386
5 -	31.658	43.988	22.504	1:38.150	89.24	0.506	14:07:17.536

P6 23 1000 Harry HINCHCLIFFE		Kawasaki ZX10R - JDL Electrical					
IDEAL LAP TIME : 1:36.722		BEST LAP TIME : 1:37.251		DIFFERENCE : 0.529			
LAP	SECTOR 1	SECTOR 2	SECTOR 3	LAP TIME	MPH	DIFF	TIME OF DAY
1 -			22.645	1:46.984	81.87	9.733	14:00:48.416
2 -	31.195	43.751	22.730	1:37.676	89.68	0.425	14:02:26.092
3 -	31.096	43.208	22.947	1:37.251 (1)	90.07		14:04:03.343
4 -	31.367	43.253	22.914	1:37.534 (3)	89.81	0.283	14:05:40.877
5 -	31.000	43.769	22.514	1:37.283 (2)	90.04	0.032	14:07:18.160

BMCRC - MRO Championships 2022 - Rnd 6 @ Brands Hatch GP

BMCRC Rookie 600 & 1000

RACE 4 - SECTOR ANALYSIS



SECTOR 1 = FL to I1, SECTOR 2 = I1 to I2, SECTOR 3 = I2 to FL, DIFF = Difference To Personal Best Lap, P = Crossed Finish Line in Pit Lane, D = Time Disallowed

P7		281 1000 Daniel FARLEY		Suzuki GSXR - F-TECH FIRE & ELECTRICAL LTD			
IDEAL LAP TIME : 1:37.116		BEST LAP TIME : 1:37.116		DIFFERENCE : 0.000			
LAP	SECTOR 1	SECTOR 2	SECTOR 3	LAP TIME	MPH	DIFF	TIME OF DAY
1 -			22.468	1:44.288	83.99	7.172	14:00:45.720
2 -	32.212	44.331	22.504	1:39.047	88.44	1.931	14:02:24.767
3 -	31.655	43.928	22.512	1:38.095 (2)	89.29	0.979	14:04:02.862
4 -	30.930	43.731	22.455	1:37.116 (1)	90.19		14:05:39.978
5 -	31.507	44.226	22.757	1:38.490 (3)	88.94	1.374	14:07:18.468

P8		125 1000 Matthew CHAM		Kawasaki ZX10R - MFM Track Bikes			
IDEAL LAP TIME : 1:37.669		BEST LAP TIME : 1:38.734		DIFFERENCE : 1.065			
LAP	SECTOR 1	SECTOR 2	SECTOR 3	LAP TIME	MPH	DIFF	TIME OF DAY
1 -			22.472	1:43.010	85.03	4.276	14:00:44.442
2 -	32.009	44.110	23.013	1:39.132	88.36	0.398	14:02:23.574
3 -	31.929	43.976	23.006	1:38.911 (2)	88.56	0.177	14:04:02.485
4 -	32.620	43.986	22.488	1:39.094 (3)	88.39	0.360	14:05:41.579
5 -	31.221	44.570	22.943	1:38.734 (1)	88.72		14:07:20.313

P9		187 1000 Scott DERMOTT		Yamaha R1 - TwoClicksOut			
IDEAL LAP TIME : 1:37.378		BEST LAP TIME : 1:37.882		DIFFERENCE : 0.504			
LAP	SECTOR 1	SECTOR 2	SECTOR 3	LAP TIME	MPH	DIFF	TIME OF DAY
1 -			22.852	1:46.030	82.61	8.148	14:00:47.462
2 -	31.688	44.047	23.158	1:38.893	88.57	1.011	14:02:26.355
3 -	31.744	43.825	22.620	1:38.189 (3)	89.21	0.307	14:04:04.544
4 -	31.194	44.109	22.579	1:37.882 (1)	89.49		14:05:42.426
5 -	30.974	44.118	22.846	1:37.938 (2)	89.44	0.056	14:07:20.364

P10		175 1000 Arlindo PESTANA		BMW S1000RR - Pep's racing			
IDEAL LAP TIME : 1:37.663		BEST LAP TIME : 1:37.896		DIFFERENCE : 0.233			
LAP	SECTOR 1	SECTOR 2	SECTOR 3	LAP TIME	MPH	DIFF	TIME OF DAY
1 -			22.938	1:45.142	83.31	7.246	14:00:46.574
2 -	31.670	44.368	22.672	1:38.710 (3)	88.74	0.814	14:02:25.284
3 -	31.594	44.195	22.810	1:38.599 (2)	88.84	0.703	14:04:03.883
4 -	31.602	44.008	23.508	1:39.118	88.37	1.222	14:05:43.001
5 -	31.372	43.619	22.905	1:37.896 (1)	89.48		14:07:20.897

P11		149 1000 David WILKINS		Yamaha R1 - TwoClicksOut Racing			
IDEAL LAP TIME : 1:38.779		BEST LAP TIME : 1:39.121		DIFFERENCE : 0.342			
LAP	SECTOR 1	SECTOR 2	SECTOR 3	LAP TIME	MPH	DIFF	TIME OF DAY
1 -			22.925	1:45.866	82.74	6.745	14:00:47.298
2 -	32.193	44.597	22.756	1:39.546 (3)	87.99	0.425	14:02:26.844
3 -	31.996	44.383	22.742	1:39.121 (1)	88.37		14:04:05.965
4 -	31.654	44.968	22.900	1:39.522 (2)	88.01	0.401	14:05:45.487
5 -	31.976	45.108	23.053	1:40.137	87.47	1.016	14:07:25.624

P12		69 1000 Alfie COKER		Kawasaki ZX10RR - Elmech Racing			
IDEAL LAP TIME : 1:37.917		BEST LAP TIME : 1:38.113		DIFFERENCE : 0.196			
LAP	SECTOR 1	SECTOR 2	SECTOR 3	LAP TIME	MPH	DIFF	TIME OF DAY
1 -			22.939	1:42.039	85.84	3.926	14:00:43.471
2 -	31.618	44.225	22.624	1:38.467 (3)	88.96	0.354	14:02:21.938
3 -	31.538	44.196	23.190	1:38.924	88.55	0.811	14:04:00.862
4 -	31.712	43.792	22.609	1:38.113 (1)	89.28		14:05:38.975
5 -	31.516	44.312	22.610	1:38.438 (2)	88.98	0.325	14:07:17.413

BMCRC - MRO Championships 2022 - Rnd 6 @ Brands Hatch GP

BMCRC Rookie 600 & 1000

RACE 4 - SECTOR ANALYSIS



SECTOR 1 = FL to I1, SECTOR 2 = I1 to I2, SECTOR 3 = I2 to FL, DIFF = Difference To Personal Best Lap, P = Crossed Finish Line in Pit Lane, D = Time Disallowed

P13 261 1000		Roberto Di GREGORIO		Ducati 899 PANIGALE -			
IDEAL LAP TIME : 1:39.195		BEST LAP TIME : 1:39.556		DIFFERENCE : 0.361			
LAP	SECTOR 1	SECTOR 2	SECTOR 3	LAP TIME	MPH	DIFF	TIME OF DAY
1 -			23.373	1:47.312	81.62	7.756	14:00:48.744
2 -	32.479	44.751	23.259	1:40.489 (2)	87.17	0.933	14:02:29.233
3 -	32.979	44.553	23.282	1:40.814 (3)	86.89	1.258	14:04:10.047
4 -	32.275	44.356	22.925	1:39.556 (1)	87.98		14:05:49.603
5 -	31.914	45.243	23.788	1:40.945	86.77	1.389	14:07:30.548

P14 263 1000		Riccardo BIGUZZI		BMW S1000RR - Riccardo's Travel			
IDEAL LAP TIME : 1:39.254		BEST LAP TIME : 1:39.309		DIFFERENCE : 0.055			
LAP	SECTOR 1	SECTOR 2	SECTOR 3	LAP TIME	MPH	DIFF	TIME OF DAY
1 -			23.679	1:48.724	80.56	9.415	14:00:50.156
2 -	31.756	44.965	22.964	1:39.685 (2)	87.87	0.376	14:02:29.841
3 -	31.615	44.675	23.019	1:39.309 (1)	88.20		14:04:09.150
4 -	32.162	47.674	23.818	1:43.654	84.51	4.345	14:05:52.804
5 -	32.817	46.089	23.748	1:42.654 (3)	85.33	3.345	14:07:35.458

P15 222 1000		Daniel MERCER		Honda CBR1000RR - Desperate Dan Racing			
IDEAL LAP TIME : 1:39.526		BEST LAP TIME : 1:39.926		DIFFERENCE : 0.400			
LAP	SECTOR 1	SECTOR 2	SECTOR 3	LAP TIME	MPH	DIFF	TIME OF DAY
1 -			23.148	1:49.456	80.03	9.530	14:00:50.888
2 -	32.116	45.771	23.369	1:41.256 (3)	86.51	1.330	14:02:32.144
3 -	32.516	44.523	22.887	1:39.926 (1)	87.66		14:04:12.070
4 -	32.388	44.912	23.749	1:41.049 (2)	86.68	1.123	14:05:53.119
5 -	32.883	46.002	23.650	1:42.535	85.43	2.609	14:07:35.654

P16 45 1000		Glenn SMITH		Kawasaki ZX10R - Team Blumpkin Racing			
IDEAL LAP TIME : 1:40.582		BEST LAP TIME : 1:40.851		DIFFERENCE : 0.269			
LAP	SECTOR 1	SECTOR 2	SECTOR 3	LAP TIME	MPH	DIFF	TIME OF DAY
1 -			24.046	1:51.114	78.83	10.263	14:00:52.546
2 -	32.718	45.251	23.768	1:41.737	86.10	0.886	14:02:34.283
3 -	32.331	45.215	23.351	1:40.897 (2)	86.81	0.046	14:04:15.180
4 -	32.212	45.019	23.620	1:40.851 (1)	86.85		14:05:56.031
5 -	32.663	45.351	23.701	1:41.715 (3)	86.12	0.864	14:07:37.746

P17 274 1000		Stewart LATIMER		Suzuki GSXR1000 R - Fat Bloke Racing RR			
IDEAL LAP TIME : 1:41.547		BEST LAP TIME : 1:41.789		DIFFERENCE : 0.242			
LAP	SECTOR 1	SECTOR 2	SECTOR 3	LAP TIME	MPH	DIFF	TIME OF DAY
1 -			23.873	1:48.635	80.63	6.846	14:00:50.067
2 -	32.668	45.610	23.569	1:41.847 (2)	86.00	0.058	14:02:31.914
3 -	32.368	45.681	23.740	1:41.789 (1)	86.05		14:04:13.703
4 -	32.381	45.916	23.733	1:42.030 (3)	85.85	0.241	14:05:55.733
5 -	32.785	45.785	24.031	1:42.601	85.37	0.812	14:07:38.334

P18 37 1000		Adam DAVEY		BMW S1000RR -			
IDEAL LAP TIME : 1:41.714		BEST LAP TIME : 1:41.831		DIFFERENCE : 0.117			
LAP	SECTOR 1	SECTOR 2	SECTOR 3	LAP TIME	MPH	DIFF	TIME OF DAY
1 -			24.088	1:51.041	78.88	9.210	14:00:52.473
2 -	33.021	46.169	23.764	1:42.954 (3)	85.08	1.123	14:02:35.427
3 -	32.859	45.992	23.561	1:42.412 (2)	85.53	0.581	14:04:17.839
4 -	34.064	46.291	23.559	1:43.914	84.29	2.083	14:06:01.753
5 -	32.976	45.575	23.280	1:41.831 (1)	86.02		14:07:43.584

BMCRC - MRO Championships 2022 - Rnd 6 @ Brands Hatch GP

BMCRC Rookie 600 & 1000

RACE 4 - SECTOR ANALYSIS



SECTOR 1 = FL to I1, SECTOR 2 = I1 to I2, SECTOR 3 = I2 to FL, DIFF = Difference To Personal Best Lap, P = Crossed Finish Line in Pit Lane, D = Time Disallowed

P19 888 1000 Paul FAGG		Yamaha R1 4C8 -					
IDEAL LAP TIME : 1:41.416		BEST LAP TIME : 1:42.159		DIFFERENCE : 0.743			
LAP	SECTOR 1	SECTOR 2	SECTOR 3	LAP TIME	MPH	DIFF	TIME OF DAY
1 -			23.743	1:52.204	78.07	10.045	14:00:53.636
2 -	33.496	45.337	23.326	1:42.159 (1)	85.74		14:02:35.795
3 -	33.352	45.311	23.603	1:42.266 (2)	85.65	0.107	14:04:18.061
4 -	34.210	45.671	23.592	1:43.473	84.65	1.314	14:06:01.534
5 -	34.704	44.738	23.353	1:42.795 (3)	85.21	0.636	14:07:44.329

P20 96 1000 Pete SCOTT		Suzuki GSXR750 - South Hill MOT Centre					
IDEAL LAP TIME : 1:43.355		BEST LAP TIME : 1:43.999		DIFFERENCE : 0.644			
LAP	SECTOR 1	SECTOR 2	SECTOR 3	LAP TIME	MPH	DIFF	TIME OF DAY
1 -			23.772	1:51.658	78.45	7.659	14:00:53.090
2 -	33.197	47.055	24.238	1:44.490 (3)	83.83	0.491	14:02:37.580
3 -	33.347	46.386	24.266	1:43.999 (1)	84.23		14:04:21.579
4 -	33.209	46.929	24.244	1:44.382 (2)	83.92	0.383	14:06:05.961
5 -	33.232	46.572	24.691	1:44.495	83.83	0.496	14:07:50.456

P21 85 1000 Conor MURRAY		-					
IDEAL LAP TIME : 1:42.096		BEST LAP TIME : 1:42.143		DIFFERENCE : 0.047			
LAP	SECTOR 1	SECTOR 2	SECTOR 3	LAP TIME	MPH	DIFF	TIME OF DAY
1 -			24.228	1:50.165	79.51	8.022	14:00:51.597
2 -	33.357	46.301	23.843	1:43.501 (2)	84.63	1.358	14:02:35.098
3 -	32.928	45.533	23.682	1:42.143 (1)	85.76		14:04:17.241
4 -	34.348	46.067	23.635	1:44.050 (3)	84.18	1.907	14:06:01.291
5 -	34.985	49.099	25.402	1:49.486	80.00	7.343	14:07:50.777

P22 50 1000 Jason PAES		Aprilia RSV4 -					
IDEAL LAP TIME : 1:43.431		BEST LAP TIME : 1:43.483		DIFFERENCE : 0.052			
LAP	SECTOR 1	SECTOR 2	SECTOR 3	LAP TIME	MPH	DIFF	TIME OF DAY
1 -			24.029	1:52.939	77.56	9.456	14:00:54.371
2 -	33.999	46.922	24.343	1:45.264	83.21	1.781	14:02:39.635
3 -	33.009	46.426	24.048	1:43.483 (1)	84.65		14:04:23.118
4 -	33.296	46.710	23.996	1:44.002 (2)	84.22	0.519	14:06:07.120
5 -	33.046	47.066	24.190	1:44.302 (3)	83.98	0.819	14:07:51.422

P23 29 600 Michael SHEPPHARD		Kawasaki ZX6R - RTR Performance, KRS Solutions					
IDEAL LAP TIME : 1:36.440		BEST LAP TIME : 1:36.709		DIFFERENCE : 0.269			
LAP	SECTOR 1	SECTOR 2	SECTOR 3	LAP TIME	MPH	DIFF	TIME OF DAY
1 -		43.213	22.753	2:22.940	61.28	46.231	14:01:24.372
2 -	31.038	43.353	22.852	1:37.243 (3)	90.08	0.534	14:03:01.615
3 -	31.017	43.045	22.647	1:36.709 (1)	90.57		14:04:38.324
4 -	30.869	43.288	22.616	1:36.773 (2)	90.51	0.064	14:06:15.097
5 -	31.888	43.391	22.526	1:37.805	89.56	1.096	14:07:52.902

P24 14 600 Justas GADLIAUSKAS		Yamaha R6 - GMD Installations Ltd					
IDEAL LAP TIME : 1:36.440		BEST LAP TIME : 1:36.812		DIFFERENCE : 0.372			
LAP	SECTOR 1	SECTOR 2	SECTOR 3	LAP TIME	MPH	DIFF	TIME OF DAY
1 -		43.567	22.706	2:23.536	61.02	46.724	14:01:24.968
2 -	30.705	43.707	22.876	1:37.288	90.04	0.476	14:03:02.256
3 -	30.785	43.763	22.707	1:37.255 (3)	90.07	0.443	14:04:39.511
4 -	30.505	43.646	22.726	1:36.877 (2)	90.42	0.065	14:06:16.388
5 -	30.807	43.637	22.368	1:36.812 (1)	90.48		14:07:53.200

BMCRC - MRO Championships 2022 - Rnd 6 @ Brands Hatch GP

BMCRC Rookie 600 & 1000

RACE 4 - SECTOR ANALYSIS



SECTOR 1 = FL to I1, SECTOR 2 = I1 to I2, SECTOR 3 = I2 to FL, DIFF = Difference To Personal Best Lap, P = Crossed Finish Line in Pit Lane, D = Time Disallowed

P25 84 1000		Colin McPHERSON		Kawasaki ZX10R -			
IDEAL LAP TIME : 1:44.948		BEST LAP TIME : 1:45.447		DIFFERENCE : 0.499			
LAP	SECTOR 1	SECTOR 2	SECTOR 3	LAP TIME	MPH	DIFF	TIME OF DAY
1 -			24.509	1:54.891	76.24	9.444	14:00:56.323
2 -	33.783	47.127	24.733	1:45.643 (2)	82.91	0.196	14:02:41.966
3 -	33.768	47.500	24.637	1:45.905 (3)	82.71	0.458	14:04:27.871
4 -	33.931	47.618	24.603	1:46.152	82.52	0.705	14:06:14.023
5 -	33.312	47.557	24.578	1:45.447 (1)	83.07		14:07:59.470

P26 141 600		Henry ROSS		Yamaha R6 -			
IDEAL LAP TIME : 1:38.123		BEST LAP TIME : 1:38.222		DIFFERENCE : 0.099			
LAP	SECTOR 1	SECTOR 2	SECTOR 3	LAP TIME	MPH	DIFF	TIME OF DAY
1 -		44.541	23.224	2:26.077	59.96	47.855	14:01:27.509
2 -	31.932	44.242	23.211	1:39.385	88.14	1.163	14:03:06.894
3 -	31.568	43.797	22.857	1:38.222 (1)	89.18		14:04:45.116
4 -	31.830	43.740	22.815	1:38.385 (2)	89.03	0.163	14:06:23.501
5 -	31.909	44.001	23.124	1:39.034 (3)	88.45	0.812	14:08:02.535

P27 58 600		Paul NICHOLAS		Yamaha YZF R6 - MARLEY COMMS			
IDEAL LAP TIME : 1:39.456		BEST LAP TIME : 1:39.809		DIFFERENCE : 0.353			
LAP	SECTOR 1	SECTOR 2	SECTOR 3	LAP TIME	MPH	DIFF	TIME OF DAY
1 -		45.419	23.333	2:27.696	59.30	47.887	14:01:29.128
2 -	31.498	45.307	23.934	1:40.739	86.95	0.930	14:03:09.867
3 -	32.195	44.989	23.545	1:40.729 (3)	86.96	0.920	14:04:50.596
4 -	31.678	45.178	23.243	1:40.099 (2)	87.51	0.290	14:06:30.695
5 -	31.851	44.720	23.238	1:39.809 (1)	87.76		14:08:10.504

P28 120 600		James GOWER		Yamaha R6 - TeamRubyRacing			
IDEAL LAP TIME : 1:39.631		BEST LAP TIME : 1:39.679		DIFFERENCE : 0.048			
LAP	SECTOR 1	SECTOR 2	SECTOR 3	LAP TIME	MPH	DIFF	TIME OF DAY
1 -		44.996	23.386	2:27.091	59.55	47.412	14:01:28.523
2 -	32.226	45.451	23.995	1:41.672	86.15	1.993	14:03:10.195
3 -	32.402	44.994	23.453	1:40.849 (3)	86.86	1.170	14:04:51.044
4 -	31.983	44.935	23.371	1:40.289 (2)	87.34	0.610	14:06:31.333
5 -	31.756	44.504	23.419	1:39.679 (1)	87.88		14:08:11.012

P29 177 600		Calogero LAURICELLA		Yamaha YZF R6 -			
IDEAL LAP TIME : 1:40.291		BEST LAP TIME : 1:40.776		DIFFERENCE : 0.485			
LAP	SECTOR 1	SECTOR 2	SECTOR 3	LAP TIME	MPH	DIFF	TIME OF DAY
1 -		45.538	24.033	2:29.051	58.77	48.275	14:01:30.483
2 -	32.861	45.564	23.406	1:41.831	86.02	1.055	14:03:12.314
3 -	32.783	44.852	23.858	1:41.493 (3)	86.30	0.717	14:04:53.807
4 -	32.402	45.014	23.503	1:40.919 (2)	86.80	0.143	14:06:34.726
5 -	32.033	45.203	23.540	1:40.776 (1)	86.92		14:08:15.502

P30 43 600		Paul NIELD		Honda CBR600RR -			
IDEAL LAP TIME : 1:41.562		BEST LAP TIME : 1:41.824		DIFFERENCE : 0.262			
LAP	SECTOR 1	SECTOR 2	SECTOR 3	LAP TIME	MPH	DIFF	TIME OF DAY
1 -		45.779	23.489	2:28.289	59.07	46.465	14:01:29.721
2 -	32.530	45.576	23.718	1:41.824 (1)	86.02		14:03:11.545
3 -	32.650	45.545	23.702	1:41.897 (2)	85.96	0.073	14:04:53.442
4 -	32.892	45.543	23.497	1:41.932 (3)	85.93	0.108	14:06:35.374
5 -	33.041	45.847	23.831	1:42.719	85.27	0.895	14:08:18.093

BMCRC - MRO Championships 2022 - Rnd 6 @ Brands Hatch GP

BMCRC Rookie 600 & 1000

RACE 4 - SECTOR ANALYSIS



SECTOR 1 = FL to I1, SECTOR 2 = I1 to I2, SECTOR 3 = I2 to FL, DIFF = Difference To Personal Best Lap, P = Crossed Finish Line in Pit Lane, D = Time Disallowed

P31 41 600		Toby COOK		Triumph DAYTONA - Brixham Bodyworks			
IDEAL LAP TIME : 1:41.805		BEST LAP TIME : 1:41.970		DIFFERENCE : 0.165			
LAP	SECTOR 1	SECTOR 2	SECTOR 3	LAP TIME	MPH	DIFF	TIME OF DAY
1 -		45.714	24.016	2:29.461	58.60	47.491	14:01:30.893
2 -	33.027	45.867	23.871	1:42.765 (3)	85.24	0.795	14:03:13.658
3 -	32.770	45.772	23.749	1:42.291 (2)	85.63	0.321	14:04:55.949
4 -	32.949	46.238	23.974	1:43.161	84.91	1.191	14:06:39.110
5 -	32.522	45.879	23.569	1:41.970 (1)	85.90		14:08:21.080

P32 42 600		Kai EVANS		Kawasaki ZX6R - CBS Ltd Construction and Engineering			
IDEAL LAP TIME : 1:42.893		BEST LAP TIME : 1:43.254		DIFFERENCE : 0.361			
LAP	SECTOR 1	SECTOR 2	SECTOR 3	LAP TIME	MPH	DIFF	TIME OF DAY
1 -		46.575	24.466	2:32.097	57.59	48.843	14:01:33.529
2 -	33.603	45.841	24.394	1:43.838	84.36	0.584	14:03:17.367
3 -	33.474	46.108	23.931	1:43.513 (2)	84.62	0.259	14:05:00.880
4 -	33.284	46.264	24.246	1:43.794 (3)	84.39	0.540	14:06:44.674
5 -	33.121	45.876	24.257	1:43.254 (1)	84.83		14:08:27.928

P33 24 600		Mark STRUTT		Yamaha R6 - Myself			
IDEAL LAP TIME : 1:43.886		BEST LAP TIME : 1:43.995		DIFFERENCE : 0.109			
LAP	SECTOR 1	SECTOR 2	SECTOR 3	LAP TIME	MPH	DIFF	TIME OF DAY
1 -		47.060	24.871	2:32.528	57.43	48.533	14:01:33.960
2 -	34.155	47.489	24.604	1:46.248	82.44	2.253	14:03:20.208
3 -	33.430	46.904	24.231	1:44.565 (3)	83.77	0.570	14:05:04.773
4 -	33.100	46.733	24.162	1:43.995 (1)	84.23		14:06:48.768
5 -	33.023	46.701	24.523	1:44.247 (2)	84.02	0.252	14:08:33.015

P34 52 600		Spencer CARRINGTON		Yamaha R6 - seton tuning			
IDEAL LAP TIME : 1:44.437		BEST LAP TIME : 1:45.278		DIFFERENCE : 0.841			
LAP	SECTOR 1	SECTOR 2	SECTOR 3	LAP TIME	MPH	DIFF	TIME OF DAY
1 -		46.686	24.505	2:32.880	57.29	47.602	14:01:34.312
2 -	33.557	46.667	25.599	1:45.823 (2)	82.77	0.545	14:03:20.135
3 -	33.265	47.378	24.635	1:45.278 (1)	83.20		14:05:05.413
4 -	33.758	48.990	26.364	1:49.112 (3)	80.28	3.834	14:06:54.525
5 -	36.877	52.700	30.539	2:00.116	72.92	14.838	14:08:54.641

P35 243 1000		Tony Le GALLEZ		Kawasaki ZX10R - Guttersnipe			
IDEAL LAP TIME : 1:43.911		BEST LAP TIME : 1:44.797		DIFFERENCE : 0.886			
LAP	SECTOR 1	SECTOR 2	SECTOR 3	LAP TIME	MPH	DIFF	TIME OF DAY
1 -			23.697	1:53.616	77.09	8.819	14:00:55.048
2 -	33.718	47.305	23.844	1:44.867 (2)	83.53	0.070	14:02:39.915
3 -	33.125	47.089	24.583	1:44.797 (1)	83.58		14:04:24.712
4 -	33.590	49.424	25.187	1:48.201 (3)	80.95	3.404	14:06:12.913

P36 26 1000		George PRINCE		Yamaha R1 - Prince haulage Ltd			
IDEAL LAP TIME :		BEST LAP TIME :		DIFFERENCE :			
LAP	SECTOR 1	SECTOR 2	SECTOR 3	LAP TIME	MPH	DIFF	TIME OF DAY
1 -			22.794	1:41.040	86.69		14:00:42.472

BMCRC - MRO Championships 2022 - Rnd 6 @ Brands Hatch GP

BMCRC Rookie 600 & 1000

RACE 4 - BEST SECTORS

SECTOR 1			SECTOR 2			SECTOR 3			IDEAL / BEST COMPARISON						
POS	NO	NAME	TIME	NO	NAME	TIME	NO	NAME	TIME	POS	NO	NAME	IDEAL	BEST	DIFF
													PERFECT LAP	1:33.164	
1	449	WALLINGTON	29.284	449	WALLINGTON	42.085	449	WALLINGTON	21.795	1	449	WALLINGTON	1:33.164	1:33.274	0.110
2	224	HEALEY	29.952	224	HEALEY	42.148	334	BRANDISH	21.892	2	224	HEALEY	1:34.206	1:34.209	0.003
3	334	BRANDISH	30.382	334	BRANDISH	42.240	224	HEALEY	22.106	3	334	BRANDISH	1:34.514	1:34.583	0.069
4	14	GADLIAUSKAS	30.505	29	SHEPPHARD	43.045	34	CHEESEMAN	22.210	4	34	CHEESEMAN	1:36.401	1:36.629	0.228
5	34	CHEESEMAN	30.851	23	HINCHCLIFFE	43.208	14	GADLIAUSKAS	22.368	5	14	GADLIAUSKAS	1:36.440	1:36.812	0.372
6	29	SHEPPHARD	30.869	34	CHEESEMAN	43.340	36	MORGAN	22.397	6	29	SHEPPHARD	1:36.440	1:36.709	0.269
7	281	FARLEY	30.930	14	GADLIAUSKAS	43.567	281	FARLEY	22.455	7	23	HINCHCLIFFE	1:36.722	1:37.251	0.529
8	187	DERMOTT	30.974	36	MORGAN	43.600	125	CHAM	22.472	8	281	FARLEY	1:37.116	1:37.116	0.000
9	23	HINCHCLIFFE	31.000	175	PESTANA	43.619	23	HINCHCLIFFE	22.514	9	187	DERMOTT	1:37.378	1:37.882	0.504
10	125	CHAM	31.221	281	FARLEY	43.731	29	SHEPPHARD	22.526	10	36	MORGAN	1:37.460	1:37.644	0.184
11	175	PESTANA	31.372	141	ROSS	43.740	187	DERMOTT	22.579	11	175	PESTANA	1:37.663	1:37.896	0.233
12	36	MORGAN	31.463	69	COKER	43.792	69	COKER	22.609	12	125	CHAM	1:37.669	1:38.734	1.065
13	58	NICHOLAS	31.498	187	DERMOTT	43.825	175	PESTANA	22.672	13	69	COKER	1:37.917	1:38.113	0.196
14	69	COKER	31.516	125	CHAM	43.976	149	WILKINS	22.742	14	141	ROSS	1:38.123	1:38.222	0.099
15	141	ROSS	31.568	261	GREGORIO	44.356	26	PRINCE	22.794	15	149	WILKINS	1:38.779	1:39.121	0.342
16	263	BIGUZZI	31.615	149	WILKINS	44.383	141	ROSS	22.815	16	261	GREGORIO	1:39.195	1:39.556	0.361
17	149	WILKINS	31.654	120	GOWER	44.504	222	MERCER	22.887	17	263	BIGUZZI	1:39.254	1:39.309	0.055
18	120	GOWER	31.756	222	MERCER	44.523	261	GREGORIO	22.925	18	58	NICHOLAS	1:39.456	1:39.809	0.353
19	261	GREGORIO	31.914	263	BIGUZZI	44.675	263	BIGUZZI	22.964	19	222	MERCER	1:39.526	1:39.926	0.400
20	177	LAURICELLA	32.033	58	NICHOLAS	44.720	58	NICHOLAS	23.238	20	120	GOWER	1:39.631	1:39.679	0.048
21	222	MERCER	32.116	888	FAGG	44.738	37	DAVEY	23.280	21	177	LAURICELLA	1:40.291	1:40.776	0.485
22	45	SMITH	32.212	177	LAURICELLA	44.852	888	FAGG	23.326	22	45	SMITH	1:40.582	1:40.851	0.269
23	274	LATIMER	32.368	45	SMITH	45.019	45	SMITH	23.351	23	888	FAGG	1:41.416	1:42.159	0.743
24	41	COOK	32.522	85	MURRAY	45.533	120	GOWER	23.371	24	274	LATIMER	1:41.547	1:41.789	0.242
25	43	NIELD	32.530	43	NIELD	45.543	177	LAURICELLA	23.406	25	43	NIELD	1:41.562	1:41.824	0.262
26	37	DAVEY	32.859	37	DAVEY	45.575	43	NIELD	23.489	26	37	DAVEY	1:41.714	1:41.831	0.117
27	85	MURRAY	32.928	274	LATIMER	45.610	274	LATIMER	23.569	27	41	COOK	1:41.805	1:41.970	0.165
28	50	PAES	33.009	41	COOK	45.714	41	COOK	23.569	28	85	MURRAY	1:42.096	1:42.143	0.047
29	24	STRUTT	33.023	42	EVANS	45.841	85	MURRAY	23.635	29	42	EVANS	1:42.893	1:43.254	0.361
30	42	EVANS	33.121	96	SCOTT	46.386	243	GALLEZ	23.697	30	96	SCOTT	1:43.355	1:43.999	0.644
31	243	GALLEZ	33.125	50	PAES	46.426	96	SCOTT	23.772	31	50	PAES	1:43.431	1:43.483	0.052
32	96	SCOTT	33.197	52	CARRINGTON	46.667	42	EVANS	23.931	32	24	STRUTT	1:43.886	1:43.995	0.109
33	52	CARRINGTON	33.265	24	STRUTT	46.701	50	PAES	23.996	33	243	GALLEZ	1:43.911	1:44.797	0.886
34	84	McPHERSON	33.312	243	GALLEZ	47.089	24	STRUTT	24.162	34	52	CARRINGTON	1:44.437	1:45.278	0.841
35	888	FAGG	33.352	84	McPHERSON	47.127	52	CARRINGTON	24.505	35	84	McPHERSON	1:44.948	1:45.447	0.499
36	26	PRINCE	7:27.006				84	McPHERSON	24.509	36	26	PRINCE			

BMCRC - MRO Championships 2022 - Rnd 6 @ Brands Hatch GP

BMCRC Rookie 600 & 1000

RACE 4 - STATISTICS

Competitors Started 36
Planned Start 2022-07-17 @ 13:22:00.000
Actual Start 2022-07-17 @ 13:59:01.431
Finish Time 2022-07-17 @ 14:06:54.793
Track Length 2.4332mi.
Total Laps 175
Total Distance Covered 425.8256mi.

Session Fastest Lap History

NO	CL	NAME	LAP TIME	TIME OF DAY	LAP	VEHICLE
449	1000	Luke WALLINGTON	1:33.274	14:02:13.188	2	Yamaha R1 4C8

Session Leader History

NO	CL	NAME	FROM LAP	LAPS LED	DISTANCE	VEHICLE
449	1000	Luke WALLINGTON	1	5	12.16 miles	Yamaha R1 4C8

Flag History

TYPE	TIME OF DAY
GREEN	13:59:01.431
FINISH	14:06:54.793

Flag Statistics

TYPE	COUNT	TOTAL LAPS	TOTAL TIME
Green	1	5	9:59.351
Red	0	0	0.000
Safety Car	0	0	0.000
FCY	0	0	0.000

BMCRC - MRO Championships 2022 - Rnd 6 @ Brands Hatch GP

BMCRC Rookie 600 & 1000

RACE 4 - STATISTICS

CLASS : 1000

25 Starters

Fastest Lap History

NO	NAME	LAP TIME	TIME OF DAY	LAP	VEHICLE
449	Luke WALLINGTON	1:33.274	14:02:13.188	2	Yamaha R1 4C8

Leader History

NO	NAME	FROM LAP	LAPS LED	DISTANCE	VEHICLE
449	Luke WALLINGTON	1	5	12.16 miles	Yamaha R1 4C8

BMCRC - MRO Championships 2022 - Rnd 6 @ Brands Hatch GP

BMCRC Rookie 600 & 1000

RACE 4 - STATISTICS

CLASS : 600

11 Starters

Fastest Lap History

NO	NAME	LAP TIME	TIME OF DAY	LAP	VEHICLE
29	Michael SHEPPHARD	1:37.243	14:03:01.625	2	Kawasaki ZX6R
29	Michael SHEPPHARD	1:36.709	14:04:38.334	3	Kawasaki ZX6R

Leader History

NO	NAME	FROM LAP	LAPS LED	DISTANCE	VEHICLE
29	Michael SHEPPHARD	1	5	12.16 miles	Kawasaki ZX6R

BMCRC - MRO Championships 2022 - Rnd 6 @ Brands Hatch GP

BMCRC Rookie 600 & 1000

RACE 14 - GRID (7 Laps)



CONTRACTORS LTD

ROW 15	45	35	Phil ZANUTTO	44	395	William NICHOLLS	43	46	Pete MARSH
ROW 14	42	524	Callum PATON	41	52	1:45.278 Spencer CARRINGTON	40	24	1:43.995 Mark STRUTT
ROW 13	39	42	1:43.254 Kai EVANS	38	41	1:41.970 Toby COOK	37	43	1:41.824 Paul NIELD
ROW 12	36	177	1:40.776 Calogero LAURICELLA	35	58	1:39.809 Paul NICHOLAS	34	120	1:39.679 James GOWER
ROW 11	33	141	1:38.222 Henry ROSS	32	14	1:36.812 Justas GADLIAUSKAS	31	29	1:36.709 Michael SHEPPHARD
ROW 10	30			29			28		
ROW 9	27			26	87	Karl THOMPSON	25	26	George PRINCE
ROW 8	24	84	1:45.447 Colin McPHERSON	23	243	1:44.797 Tony Le GALLEZ	22	96	1:43.999 Pete SCOTT
ROW 7	21	50	1:43.483 Jason PAES	20	888	1:42.159 Paul FAGG	19	85	1:42.143 Conor MURRAY
ROW 6	18	37	1:41.831 Adam DAVEY	17	274	1:41.789 Stewart LATIMER	16	45	1:40.851 Glenn SMITH
ROW 5	15	222	1:39.926 Daniel MERCER	14	261	1:39.556 Roberto Di GREGORIO	13	263	1:39.309 Riccardo BIGUZZI
ROW 4	12	149	1:39.121 David WILKINS	11	125	1:38.734 Matthew CHAM	10	69	1:38.113 Alfie COKER
ROW 3	9	175	1:37.896 Arlindo PESTANA	8	187	1:37.882 Scott DERMOTT	7	36	1:37.644 Alan MORGAN
ROW 2	6	23	1:37.251 Harry HINCHCLIFFE	5	281	1:37.116 Daniel FARLEY	4	34	1:36.629 Ben CHEESEMAN
ROW 1	3	334	1:34.583 Anthony BRANDISH	2	224	1:34.209 Lee HEALEY	1	449	1:33.274 Luke WALLINGTON
Pole									

Brands Hatch GP: 2.4332 miles

These results are provisional until the conclusion of any judicial and technical matters.

Clerk Of Course :	Stewards :	Timekeeper : <i>Craig Smith</i>
-------------------	------------	------------------------------------

Results can be found at www.tsl-timing.com

Printed - 14:11 Sunday, 17 July 2022



BMCRC - MRO Championships 2022 - Rnd 6 @ Brands Hatch GP

BMCRC Rookie 600 & 1000

RACE 14 - CLASSIFICATION



CONTRACTORS LTD

POS	NO	CL	PIC NAME	ENTRY	LAPS	TIME	GAP	DIFF	MPH	BEST	ON
1	449	1000	1 Luke WALLINGTON	Yamaha R1 4C8 - BW Bespoke Developments Ltd	7	11:11.463			91.32	1:33.225	3
2	334	1000	2 Anthony BRANDISH	Suzuki GSXR 1000 - BW bespoke developments ltd	7	11:14.098	2.635	2.635	90.96	1:34.892	3
3	69	1000	3 Alfie COKER	Kawasaki ZX10RR - Elmech Racing	7	11:19.016	7.553	4.918	90.30	1:35.850	6
4	23	1000	4 Harry HINCHCLIFFE	Kawasaki ZX10R - JDL Electrical	7	11:20.962	9.499	1.946	90.04	1:35.801	6
5	34	1000	5 Ben CHEESEMAN	Kawasaki ZX10RR - BCH Services Kent Ltd	7	11:23.023	11.560	2.061	89.77	1:36.022	4
6	125	1000	6 Matthew CHAM	Kawasaki ZX10R - MFM Track Bikes	7	11:36.516	25.053	13.493	88.03	1:38.165	2
7	187	1000	7 Scott DERMOTT	Yamaha R1 - TwoClicksOut	7	11:37.345	25.882	0.829	87.93	1:37.433	3
8	36	1000	8 Alan MORGAN	Suzuki GSXR 1000 - Little Duck Racing	7	11:41.561	30.098	4.216	87.40	1:37.395	2
9	149	1000	9 David WILKINS	Yamaha R1 - TwoClicksOut Racing	7	11:44.017	32.554	2.456	87.09	1:39.124	6
10	37	1000	10 Adam DAVEY	BMW S1000RR -	7	11:44.126	32.663	0.109	87.08	1:38.012	4
11	175	1000	11 Arlindo PESTANA	BMW S1000RR - Pep's racing	7	11:44.471	33.008	0.345	87.04	1:38.826	2
12	222	1000	12 Daniel MERCER	Honda CBR1000RR - Desperate Dan Racing	7	11:45.686	34.223	1.215	86.89	1:38.684	7
13	26	1000	13 George PRINCE	Yamaha R1 - Prince haulage Ltd	7	11:54.502	43.039	8.816	85.82	1:39.510	4
14	45	1000	14 Glenn SMITH	Kawasaki ZX10R - Team Blumpkin Racing	7	11:59.106	47.643	4.604	85.27	1:40.392	7
15	261	1000	15 Roberto Di GREGORIO	Ducati 899 PANIGALE -	7	11:59.974	48.511	0.868	85.16	1:40.778	7
16	888	1000	16 Paul FAGG	Yamaha R1 4C8 -	7	12:00.699	49.236	0.725	85.08	1:40.913	5
17	14	600	1 Justas GADLIAUSKAS	Yamaha R6 - GMD Installations Ltd	7	12:05.664	54.201	4.965	84.50	1:36.599	6
18	274	1000	17 Stewart LATIMER	Suzuki GSXR1000 R - Fat Bloke Racing RR	7	12:05.754	54.291	0.090	84.48	1:41.833	5
19	29	600	2 Michael SHEPPHARD	Kawasaki ZX6R - RTR Performance, KRS Solutions	7	12:06.504	55.041	0.750	84.40	1:36.591	6
20	96	1000	18 Pete SCOTT	Suzuki GSXR750 - South Hill MOT Centre	7	12:06.895	55.432	0.391	84.35	1:41.356	7
21	141	600	3 Henry ROSS	Yamaha R6 -	7	12:08.648	57.185	1.753	84.15	1:37.086	2
22	50	1000	19 Jason PAES	Aprilia RSV4 -	7	12:15.806	1:04.343	7.158	83.33	1:43.113	2
23	177	600	4 Calogero LAURICELLA	Yamaha YZF R6 -	7	12:24.195	1:12.732	8.389	82.39	1:38.709	5
24	120	600	5 James GOWER	Yamaha R6 - TeamRubyRacing	7	12:25.660	1:14.197	1.465	82.23	1:39.485	5
25	58	600	6 Paul NICHOLAS	Yamaha YZF R6 - MARLEY COMMS	7	12:26.406	1:14.943	0.746	82.15	1:38.997	5
26	84	1000	20 Colin McPHERSON	Kawasaki ZX10R -	7	12:28.581	1:17.118	2.175	81.91	1:44.220	7
27	43	600	7 Paul NIELD	Honda CBR600RR -	7	12:39.590	1:28.127	11.009	80.72	1:41.520	2
28	41	600	8 Toby COOK	Triumph DAYTONA - Brixham Bodyworks	7	12:42.093	1:30.630	2.503	80.46	1:41.295	2
29	42	600	9 Kai EVANS	Kawasaki ZX6R - CBS Ltd Construction and Engine	6	11:17.887	1 Lap	1 Lap	77.53	1:42.443	2

NOT CLASSIFIED

DNF	224	1000	Lee HEALEY	Suzuki GSXR 1000R - F-Tech Fire & Electrical Ltd /	4	6:26.018	3 Laps	2 Laps	90.77	1:34.431	3
DNF	85	1000	Conor MURRAY	-	3	5:12.889	4 Laps	1 Lap	83.98	1:41.212	2
DNF	281	1000	Daniel FARLEY	Suzuki GSXR - F-TECH FIRE & ELECTRICAL LTD	2	3:20.661	5 Laps	1 Lap	87.30	1:37.328	2

FASTEST LAP

449	1000	Luke WALLINGTON	Yamaha R1 4C8 - BW Bespoke Developments Ltd	3	1:33.225	93.96 mph	151.22 kph
29	600	Michael SHEPPHARD	Kawasaki ZX6R - RTR Performance, KRS Solutions	6	1:36.591	90.69 mph	145.95 kph

Class 1000 - 92.5% of Race Speed = 84.47 mph

Class 600 - 92.5% of Race Speed = 78.16 mph

Weather / Track : Sunny / Dry

These results are provisional until the conclusion of any judicial and technical matters.

Race Distance: 7 Laps / 17.03 miles

Brands Hatch GP: 2.4332 miles

Date: 17/07/2022 Start: 15:27 Finish: 15:39

Clerk Of Course :	Stewards :	Timekeeper : <i>Craig Smith</i>
-------------------	------------	------------------------------------

Results can be found at www.tsl-timing.com

Printed - 15:41 Sunday, 17 July 2022



BMCRC - MRO Championships 2022 - Rnd 6 @ Brands Hatch GP

BMCRC Rookie 600 & 1000

RACE 14 - LAP CHART

LAP 1 @ 15:29:36.674

NO	BEHIND	LAP TIME
334		1:39.589
449	0.268	1:39.857
224	0.570	1:40.159
69	2.058	1:41.647
23	3.039	1:42.628
281	3.744	1:43.333
34	4.023	1:43.612
125	4.542	1:44.131
36	4.643	1:44.232
187	6.243	1:45.832
149	6.641	1:46.230
222	7.255	1:46.844
175	7.352	1:46.941
85	9.192	1:48.781
261	9.307	1:48.896
37	10.432	1:50.021
888	10.834	1:50.423
26	11.207	1:50.796
45	12.101	1:51.690
50	13.071	1:52.660
274	13.160	1:52.749
96	13.597	1:53.186
84	15.057	1:54.646
29	43.571	2:23.160
14	44.013	2:23.602
141	44.333	2:23.922
120	46.486	2:26.075
177	47.689	2:27.278
58	47.952	2:27.541
41	48.313	2:27.902
43	48.823	2:28.412
42	50.422	2:30.011

LAP 2 @ 15:31:11.754

NO	BEHIND	LAP TIME
334		1:35.080
449	0.059	1:34.871
224	0.757	1:35.267
69	3.530	1:36.552
23	4.459	1:36.500
34	5.558	1:36.615
281	5.992	1:37.328
36	6.958	1:37.395
125	7.627	1:38.165
187	9.318	1:38.155
149	10.747	1:39.186
175	11.098	1:38.826
222	11.747	1:39.572
85	15.324	1:41.212
37	15.476	1:40.124
26	15.985	1:39.858
261	16.590	1:42.363
888	16.869	1:41.115
45	17.464	1:40.443
274	20.289	1:42.209
50	21.104	1:43.113
96	21.462	1:42.945
84	26.028	1:46.051
29	45.338	1:36.847
14	45.952	1:37.019
141	46.339	1:37.086
120	51.156	1:39.750
177	51.958	1:39.349

58	52.395	1:39.523
41	54.528	1:41.295
43	55.263	1:41.520
42	57.785	1:42.443

LAP 3 @ 15:32:45.038

NO	BEHIND	LAP TIME
449		1:33.225
334	1.608	1:34.892
224	1.904	1:34.431
69	6.704	1:36.458
23	7.519	1:36.344
34	9.288	1:37.014
36	12.138	1:38.464
125	12.735	1:38.392
187	13.467	1:37.433
149	17.337	1:39.874
175	17.688	1:39.874
222	18.643	1:40.180
37	21.336	1:39.144
26	22.542	1:39.841
85	24.936	1:42.896
261	25.319	1:42.013
45	25.424	1:41.244
888	26.200	1:42.615
274	29.442	1:42.437
96	31.473	1:43.295
50	33.771	1:45.951
84	39.141	1:46.397
29	49.648	1:37.594
14	49.898	1:37.230
141	50.209	1:37.154
120	58.358	1:40.486
177	58.550	1:39.876
58	1:00.231	1:41.120
41	1:04.278	1:43.034
43	1:04.508	1:42.529
42	1:07.012	1:42.511

LAP 4 @ 15:34:23.062

NO	BEHIND	LAP TIME
334		1:36.416
449	0.027	1:38.051
224	0.041	1:36.161
69	4.792	1:36.112
23	6.110	1:36.615
34	7.286	1:36.022
36	13.970	1:39.856
125	14.346	1:39.635
187	14.806	1:39.363
149	19.781	1:40.468
175	20.211	1:40.547
222	20.699	1:40.080
37	21.324	1:38.012
26	24.028	1:39.510
45	30.011	1:42.611
261	30.497	1:43.202
888	31.229	1:43.053
274	33.764	1:42.346
96	36.083	1:42.634
50	39.666	1:43.919
84	47.558	1:46.441
29	48.608	1:36.984
14	48.818	1:36.944
141	49.350	1:37.165

120	1:00.316	1:39.982
177	1:00.421	1:39.895
58	1:01.791	1:39.584
43	1:08.417	1:41.933
41	1:09.281	1:43.027
42	1:13.015	1:44.027

LAP 5 @ 15:35:59.344

NO	BEHIND	LAP TIME
449		1:36.255
334	0.819	1:37.101
69	4.624	1:36.114
23	6.441	1:36.613
34	7.701	1:36.697
125	17.320	1:39.256
36	18.471	1:40.783
187	18.789	1:40.265
149	23.501	1:40.002
175	23.843	1:39.914
37	24.756	1:39.714
222	25.428	1:41.011
26	27.678	1:39.932
45	34.928	1:41.199
261	35.487	1:41.272
888	35.860	1:40.913
274	39.315	1:41.833
96	41.314	1:41.513
50	46.836	1:43.452
14	49.670	1:37.134
29	49.757	1:37.431
141	50.773	1:37.705
84	56.916	1:45.640
177	1:02.848	1:38.709
120	1:03.519	1:39.485
58	1:04.506	1:38.997
43	1:13.736	1:41.601
41	1:15.442	1:42.443
42	1:24.972	1:48.239

LAP 6 @ 15:37:33.489

NO	BEHIND	LAP TIME
449		1:34.145
334	2.194	1:35.520
69	6.329	1:35.850
23	8.097	1:35.801
34	9.966	1:36.410
125	21.722	1:38.547
187	23.154	1:38.510
36	24.681	1:40.355
149	28.480	1:39.124
175	28.779	1:39.081
37	28.917	1:38.306
222	30.598	1:39.315
26	35.918	1:42.385
45	42.310	1:41.527
261	42.792	1:41.450
888	43.259	1:41.544
274	47.227	1:42.057
96	49.135	1:41.966
14	52.124	1:36.599
29	52.203	1:36.591
141	54.219	1:37.591
50	55.876	1:43.185
177	1:07.840	1:39.137
84	1:07.957	1:45.186

120	1:09.452	1:40.078
58	1:09.877	1:39.516
43	1:21.266	1:41.675
41	1:23.839	1:42.542

LAP 7 @ 15:39:08.548

NO	BEHIND	LAP TIME
449		1:35.059
334	2.635	1:35.500
42	1 Lap	1:50.656
69	7.553	1:36.283
23	9.499	1:36.461
34	11.560	1:36.653
125	25.053	1:38.390
187	25.882	1:37.787
36	30.098	1:40.476
149	32.554	1:39.133
37	32.663	1:38.805
175	33.008	1:39.288
222	34.223	1:38.684
26	43.039	1:42.180
45	47.643	1:40.392
261	48.511	1:40.778
888	49.236	1:41.036
14	54.201	1:37.136
274	54.291	1:42.123
29	55.041	1:37.897
96	55.432	1:41.356
141	57.185	1:38.025
50	1:04.343	1:43.526
177	1:12.732	1:39.951
120	1:14.197	1:39.804
58	1:14.943	1:40.125
84	1:17.118	1:44.220
43	1:28.127	1:41.920
41	1:30.630	1:41.850

BMCRC - MRO Championships 2022 - Rnd 6 @ Brands Hatch GP

BMCRC Rookie 600 & 1000

RACE 14 - SECTOR ANALYSIS



SECTOR 1 = FL to I1, SECTOR 2 = I1 to I2, SECTOR 3 = I2 to FL, DIFF = Difference To Personal Best Lap, P = Crossed Finish Line in Pit Lane, D = Time Disallowed

P1		449 1000		Luke WALLINGTON		Yamaha R1 4C8 - BW Bespoke Developments Ltd	
IDEAL LAP TIME : 1:32.734		BEST LAP TIME : 1:33.225		DIFFERENCE : 0.491			
LAP	SECTOR 1	SECTOR 2	SECTOR 3	LAP TIME	MPH	DIFF	TIME OF DAY
1 -			22.095	1:39.857	87.72	6.632	15:29:36.942
2 -	31.059	42.397	21.415	1:34.871 (3)	92.33	1.646	15:31:11.813
3 -	29.544	41.775	21.906	1:33.225 (1)	93.96		15:32:45.038
4 -	30.802	43.694	23.555	1:38.051	89.33	4.826	15:34:23.089
5 -	31.692	42.289	22.274	1:36.255	91.00	3.030	15:35:59.344
6 -	29.689	42.495	21.961	1:34.145 (2)	93.04	0.920	15:37:33.489
7 -	30.183	43.018	21.858	1:35.059	92.15	1.834	15:39:08.548

P2		334 1000		Anthony BRANDISH		Suzuki GSXR 1000 - BW bespoke developments ltd	
IDEAL LAP TIME : 1:34.646		BEST LAP TIME : 1:34.892		DIFFERENCE : 0.246			
LAP	SECTOR 1	SECTOR 2	SECTOR 3	LAP TIME	MPH	DIFF	TIME OF DAY
1 -			22.063	1:39.589	87.95	4.697	15:29:36.674
2 -	30.613	42.509	21.958	1:35.080 (2)	92.13	0.188	15:31:11.754
3 -	30.721	42.330	21.841	1:34.892 (1)	92.31		15:32:46.646
4 -	30.521	42.879	23.016	1:36.416	90.85	1.524	15:34:23.062
5 -	31.131	42.937	23.033	1:37.101	90.21	2.209	15:36:00.163
6 -	30.475	43.087	21.958	1:35.520	91.70	0.628	15:37:35.683
7 -	30.485	42.891	22.124	1:35.500 (3)	91.72	0.608	15:39:11.183

P3		69 1000		Alfie COKER		Kawasaki ZX10RR - Elmech Racing	
IDEAL LAP TIME : 1:35.650		BEST LAP TIME : 1:35.850		DIFFERENCE : 0.200			
LAP	SECTOR 1	SECTOR 2	SECTOR 3	LAP TIME	MPH	DIFF	TIME OF DAY
1 -			22.379	1:41.647	86.17	5.797	15:29:38.732
2 -	31.352	43.098	22.102	1:36.552	90.72	0.702	15:31:15.284
3 -	30.619	43.575	22.264	1:36.458	90.81	0.608	15:32:51.742
4 -	30.601	43.407	22.104	1:36.112 (2)	91.14	0.262	15:34:27.854
5 -	30.791	43.064	22.259	1:36.114 (3)	91.14	0.264	15:36:03.968
6 -	30.492	43.056	22.302	1:35.850 (1)	91.39		15:37:39.818
7 -	30.668	43.154	22.461	1:36.283	90.98	0.433	15:39:16.101

P4		23 1000		Harry HINCHCLIFFE		Kawasaki ZX10R - JDL Electrical	
IDEAL LAP TIME : 1:35.678		BEST LAP TIME : 1:35.801		DIFFERENCE : 0.123			
LAP	SECTOR 1	SECTOR 2	SECTOR 3	LAP TIME	MPH	DIFF	TIME OF DAY
1 -			22.493	1:42.628	85.35	6.827	15:29:39.713
2 -	31.142	43.006	22.352	1:36.500	90.77	0.699	15:31:16.213
3 -	30.765	43.223	22.356	1:36.344 (2)	90.92	0.543	15:32:52.557
4 -	30.829	43.135	22.651	1:36.615	90.66	0.814	15:34:29.172
5 -	31.034	43.008	22.571	1:36.613	90.66	0.812	15:36:05.785
6 -	30.644	42.871	22.286	1:35.801 (1)	91.43		15:37:41.586
7 -	30.521	43.320	22.620	1:36.461 (3)	90.81	0.660	15:39:18.047

P5		34 1000		Ben CHEESEMAN		Kawasaki ZX10RR - BCH Services Kent Ltd	
IDEAL LAP TIME : 1:35.446		BEST LAP TIME : 1:36.022		DIFFERENCE : 0.576			
LAP	SECTOR 1	SECTOR 2	SECTOR 3	LAP TIME	MPH	DIFF	TIME OF DAY
1 -			22.457	1:43.612	84.54	7.590	15:29:40.697
2 -	30.861	43.254	22.500	1:36.615 (3)	90.66	0.593	15:31:17.312
3 -	31.631	43.187	22.196	1:37.014	90.29	0.992	15:32:54.326
4 -	30.700	42.840	22.482	1:36.022 (1)	91.22		15:34:30.348
5 -	30.924	43.451	22.322	1:36.697	90.59	0.675	15:36:07.045
6 -	30.410	43.496	22.504	1:36.410 (2)	90.86	0.388	15:37:43.455
7 -	30.868	43.467	22.318	1:36.653	90.63	0.631	15:39:20.108

BMCRC - MRO Championships 2022 - Rnd 6 @ Brands Hatch GP

BMCRC Rookie 600 & 1000

RACE 14 - SECTOR ANALYSIS



SECTOR 1 = FL to I1, SECTOR 2 = I1 to I2, SECTOR 3 = I2 to FL, DIFF = Difference To Personal Best Lap, P = Crossed Finish Line in Pit Lane, D = Time Disallowed

P6		125 1000		Matthew CHAM		Kawasaki ZX10R - MFM Track Bikes	
IDEAL LAP TIME : 1:37.704		BEST LAP TIME : 1:38.165		DIFFERENCE : 0.461			
LAP	SECTOR 1	SECTOR 2	SECTOR 3	LAP TIME	MPH	DIFF	TIME OF DAY
1 -			22.575	1:44.131	84.12	5.966	15:29:41.216
2 -	31.874	43.768	22.523	1:38.165 (1)	89.23		15:31:19.381
3 -	31.793	43.916	22.683	1:38.392 (3)	89.03	0.227	15:32:57.773
4 -	31.737	44.859	23.039	1:39.635	87.91	1.470	15:34:37.408
5 -	32.465	44.254	22.537	1:39.256	88.25	1.091	15:36:16.664
6 -	31.503	44.170	22.874	1:38.547	88.88	0.382	15:37:55.211
7 -	31.413	44.005	22.972	1:38.390 (2)	89.03	0.225	15:39:33.601

P7		187 1000		Scott DERMOTT		Yamaha R1 - TwoClicksOut	
IDEAL LAP TIME : 1:37.409		BEST LAP TIME : 1:37.433		DIFFERENCE : 0.024			
LAP	SECTOR 1	SECTOR 2	SECTOR 3	LAP TIME	MPH	DIFF	TIME OF DAY
1 -			22.608	1:45.832	82.77	8.399	15:29:42.917
2 -	31.208	44.092	22.855	1:38.155 (3)	89.24	0.722	15:31:21.072
3 -	31.013	43.788	22.632	1:37.433 (1)	89.90		15:32:58.505
4 -	31.266	44.784	23.313	1:39.363	88.16	1.930	15:34:37.868
5 -	32.193	44.968	23.104	1:40.265	87.36	2.832	15:36:18.133
6 -	31.390	44.201	22.919	1:38.510	88.92	1.077	15:37:56.643
7 -	31.052	43.957	22.778	1:37.787 (2)	89.58	0.354	15:39:34.430

P8		36 1000		Alan MORGAN		Suzuki GSXR 1000 - Little Duck Racing	
IDEAL LAP TIME : 1:36.733		BEST LAP TIME : 1:37.395		DIFFERENCE : 0.662			
LAP	SECTOR 1	SECTOR 2	SECTOR 3	LAP TIME	MPH	DIFF	TIME OF DAY
1 -			22.285	1:44.232	84.04	6.837	15:29:41.317
2 -	31.453	43.301	22.641	1:37.395 (1)	89.94		15:31:18.712
3 -	31.147	44.177	23.140	1:38.464 (2)	88.96	1.069	15:32:57.176
4 -	32.096	44.521	23.239	1:39.856 (3)	87.72	2.461	15:34:37.032
5 -	32.566	45.176	23.041	1:40.783	86.91	3.388	15:36:17.815
6 -	32.382	44.367	23.606	1:40.355	87.28	2.960	15:37:58.170
7 -	32.413	45.018	23.045	1:40.476	87.18	3.081	15:39:38.646

P9		149 1000		David WILKINS		Yamaha R1 - TwoClicksOut Racing	
IDEAL LAP TIME : 1:38.968		BEST LAP TIME : 1:39.124		DIFFERENCE : 0.156			
LAP	SECTOR 1	SECTOR 2	SECTOR 3	LAP TIME	MPH	DIFF	TIME OF DAY
1 -			23.015	1:46.230	82.46	7.106	15:29:43.315
2 -	31.784	44.531	22.871	1:39.186 (3)	88.31	0.062	15:31:22.501
3 -	31.877	44.659	23.338	1:39.874	87.70	0.750	15:33:02.375
4 -	32.070	45.174	23.224	1:40.468	87.19	1.344	15:34:42.843
5 -	32.285	44.635	23.082	1:40.002	87.59	0.878	15:36:22.845
6 -	31.781	44.432	22.911	1:39.124 (1)	88.37		15:38:01.969
7 -	31.665	44.444	23.024	1:39.133 (2)	88.36	0.009	15:39:41.102

P10		37 1000		Adam DAVEY		BMW S1000RR -	
IDEAL LAP TIME : 1:38.012		BEST LAP TIME : 1:38.012		DIFFERENCE : 0.000			
LAP	SECTOR 1	SECTOR 2	SECTOR 3	LAP TIME	MPH	DIFF	TIME OF DAY
1 -			23.609	1:50.021	79.61	12.009	15:29:47.106
2 -	32.254	44.382	23.488	1:40.124	87.48	2.112	15:31:27.230
3 -	31.893	44.194	23.057	1:39.144	88.35	1.132	15:33:06.374
4 -	31.377	43.998	22.637	1:38.012 (1)	89.37		15:34:44.386
5 -	31.566	44.334	23.814	1:39.714	87.84	1.702	15:36:24.100
6 -	31.380	44.105	22.821	1:38.306 (2)	89.10	0.294	15:38:02.406
7 -	31.668	44.406	22.731	1:38.805 (3)	88.65	0.793	15:39:41.211

BMCRC - MRO Championships 2022 - Rnd 6 @ Brands Hatch GP

BMCRC Rookie 600 & 1000

RACE 14 - SECTOR ANALYSIS



SECTOR 1 = FL to I1, SECTOR 2 = I1 to I2, SECTOR 3 = I2 to FL, DIFF = Difference To Personal Best Lap, P = Crossed Finish Line in Pit Lane, D = Time Disallowed

P11 175 1000		Arlindo PESTANA		BMW S1000RR - Pep's racing			
IDEAL LAP TIME : 1:38.416		BEST LAP TIME : 1:38.826		DIFFERENCE : 0.410			
LAP	SECTOR 1	SECTOR 2	SECTOR 3	LAP TIME	MPH	DIFF	TIME OF DAY
1 -			22.621	1:46.941	81.91	8.115	15:29:44.026
2 -	31.477	44.318	23.031	1:38.826 (1)	88.63		15:31:22.852
3 -	31.809	44.531	23.534	1:39.874	87.70	1.048	15:33:02.726
4 -	32.170	45.000	23.377	1:40.547	87.12	1.721	15:34:43.273
5 -	32.246	44.539	23.129	1:39.914	87.67	1.088	15:36:23.187
6 -	31.735	44.419	22.927	1:39.081 (2)	88.41	0.255	15:38:02.268
7 -	31.732	44.329	23.227	1:39.288 (3)	88.22	0.462	15:39:41.556

P12 222 1000		Daniel MERCER		Honda CBR1000RR - Desperate Dan Racing			
IDEAL LAP TIME : 1:38.485		BEST LAP TIME : 1:38.684		DIFFERENCE : 0.199			
LAP	SECTOR 1	SECTOR 2	SECTOR 3	LAP TIME	MPH	DIFF	TIME OF DAY
1 -			23.056	1:46.844	81.98	8.160	15:29:43.929
2 -	32.196	44.462	22.914	1:39.572 (3)	87.97	0.888	15:31:23.501
3 -	32.161	44.588	23.431	1:40.180	87.44	1.496	15:33:03.681
4 -	32.158	44.813	23.109	1:40.080	87.52	1.396	15:34:43.761
5 -	33.170	44.825	23.016	1:41.011	86.72	2.327	15:36:24.772
6 -	32.191	44.439	22.685	1:39.315 (2)	88.20	0.631	15:38:04.087
7 -	31.722	44.078	22.884	1:38.684 (1)	88.76		15:39:42.771

P13 26 1000		George PRINCE		Yamaha R1 - Prince haulage Ltd			
IDEAL LAP TIME : 1:39.194		BEST LAP TIME : 1:39.510		DIFFERENCE : 0.316			
LAP	SECTOR 1	SECTOR 2	SECTOR 3	LAP TIME	MPH	DIFF	TIME OF DAY
1 -			23.326	1:50.796	79.06	11.286	15:29:47.881
2 -	31.816	44.910	23.132	1:39.858 (3)	87.72	0.348	15:31:27.739
3 -	32.088	44.246	23.507	1:39.841 (2)	87.73	0.331	15:33:07.580
4 -	31.951	44.420	23.139	1:39.510 (1)	88.02		15:34:47.090
5 -	32.326	44.345	23.261	1:39.932	87.65	0.422	15:36:27.022
6 -	33.788	45.099	23.498	1:42.385	85.55	2.875	15:38:09.407
7 -	33.489	45.050	23.641	1:42.180	85.72	2.670	15:39:51.587

P14 45 1000		Glenn SMITH		Kawasaki ZX10R - Team Blumpkin Racing			
IDEAL LAP TIME : 1:40.199		BEST LAP TIME : 1:40.392		DIFFERENCE : 0.193			
LAP	SECTOR 1	SECTOR 2	SECTOR 3	LAP TIME	MPH	DIFF	TIME OF DAY
1 -			23.411	1:51.690	78.42	11.298	15:29:48.775
2 -	32.286	44.623	23.534	1:40.443 (2)	87.21	0.051	15:31:29.218
3 -	32.327	44.672	24.245	1:41.244	86.52	0.852	15:33:10.462
4 -	33.235	45.653	23.723	1:42.611	85.36	2.219	15:34:53.073
5 -	32.539	45.050	23.610	1:41.199 (3)	86.56	0.807	15:36:34.272
6 -	32.587	45.150	23.790	1:41.527	86.28	1.135	15:38:15.799
7 -	32.479	44.537	23.376	1:40.392 (1)	87.25		15:39:56.191

P15 261 1000		Roberto Di GREGORIO		Ducati 899 PANIGALE -			
IDEAL LAP TIME : 1:40.584		BEST LAP TIME : 1:40.778		DIFFERENCE : 0.194			
LAP	SECTOR 1	SECTOR 2	SECTOR 3	LAP TIME	MPH	DIFF	TIME OF DAY
1 -			23.418	1:48.896	80.44	8.118	15:29:45.981
2 -	33.077	45.981	23.305	1:42.363	85.57	1.585	15:31:28.344
3 -	32.500	45.074	24.439	1:42.013	85.86	1.235	15:33:10.357
4 -	33.636	46.334	23.232	1:43.202	84.88	2.424	15:34:53.559
5 -	32.539	45.298	23.435	1:41.272 (2)	86.49	0.494	15:36:34.831
6 -	32.278	45.684	23.488	1:41.450 (3)	86.34	0.672	15:38:16.281
7 -	32.340	45.204	23.234	1:40.778 (1)	86.92		15:39:57.059

BMCRC - MRO Championships 2022 - Rnd 6 @ Brands Hatch GP

BMCRC Rookie 600 & 1000

RACE 14 - SECTOR ANALYSIS



SECTOR 1 = FL to I1, SECTOR 2 = I1 to I2, SECTOR 3 = I2 to FL, DIFF = Difference To Personal Best Lap, P = Crossed Finish Line in Pit Lane, D = Time Disallowed

P16 888 1000 Paul FAGG		Yamaha R1 4C8 -					
IDEAL LAP TIME : 1:40.446		BEST LAP TIME : 1:40.913		DIFFERENCE : 0.467			
LAP	SECTOR 1	SECTOR 2	SECTOR 3	LAP TIME	MPH	DIFF	TIME OF DAY
1 -			23.422	1:50.423	79.32	9.510	15:29:47.508
2 -	33.021	44.838	23.256	1:41.115 (3)	86.63	0.202	15:31:28.623
3 -	33.849	44.873	23.893	1:42.615	85.36	1.702	15:33:11.238
4 -	33.376	46.314	23.363	1:43.053	85.00	2.140	15:34:54.291
5 -	32.790	44.782	23.341	1:40.913 (1)	86.80		15:36:35.204
6 -	32.651	45.429	23.464	1:41.544	86.26	0.631	15:38:16.748
7 -	33.241	44.644	23.151	1:41.036 (2)	86.70	0.123	15:39:57.784

P17 14 600 Justas GADLIAUSKAS		Yamaha R6 - GMD Installations Ltd					
IDEAL LAP TIME : 1:36.273		BEST LAP TIME : 1:36.599		DIFFERENCE : 0.326			
LAP	SECTOR 1	SECTOR 2	SECTOR 3	LAP TIME	MPH	DIFF	TIME OF DAY
1 -		43.689	22.733	2:23.602	61.00	47.003	15:30:20.687
2 -	30.780	43.517	22.722	1:37.019 (3)	90.28	0.420	15:31:57.706
3 -	30.775	43.477	22.978	1:37.230	90.09	0.631	15:33:34.936
4 -	31.107	43.401	22.436	1:36.944 (2)	90.35	0.345	15:35:11.880
5 -	30.982	43.564	22.588	1:37.134	90.18	0.535	15:36:49.014
6 -	30.436	43.415	22.748	1:36.599 (1)	90.68		15:38:25.613
7 -	30.675	43.438	23.023	1:37.136	90.18	0.537	15:40:02.749

P18 274 1000 Stewart LATIMER		Suzuki GSXR1000 R - Fat Bloke Racing RR					
IDEAL LAP TIME : 1:41.077		BEST LAP TIME : 1:41.833		DIFFERENCE : 0.756			
LAP	SECTOR 1	SECTOR 2	SECTOR 3	LAP TIME	MPH	DIFF	TIME OF DAY
1 -			23.658	1:52.749	77.69	10.916	15:29:49.834
2 -	32.175	46.153	23.881	1:42.209	85.70	0.376	15:31:32.043
3 -	32.778	46.069	23.590	1:42.437	85.51	0.604	15:33:14.480
4 -	32.703	46.049	23.594	1:42.346	85.59	0.513	15:34:56.826
5 -	32.622	45.469	23.742	1:41.833 (1)	86.02		15:36:38.659
6 -	32.377	45.889	23.791	1:42.057 (2)	85.83	0.224	15:38:20.716
7 -	32.580	46.110	23.433	1:42.123 (3)	85.77	0.290	15:40:02.839

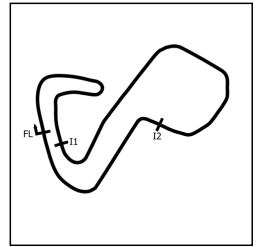
P19 29 600 Michael SHEPPHARD		Kawasaki ZX6R - RTR Performance, KRS Solutions					
IDEAL LAP TIME : 1:36.142		BEST LAP TIME : 1:36.591		DIFFERENCE : 0.449			
LAP	SECTOR 1	SECTOR 2	SECTOR 3	LAP TIME	MPH	DIFF	TIME OF DAY
1 -		43.337	22.859	2:23.160	61.18	46.569	15:30:20.245
2 -	30.853	43.318	22.676	1:36.847 (2)	90.45	0.256	15:31:57.092
3 -	30.863	43.168	23.563	1:37.594	89.75	1.003	15:33:34.686
4 -	31.128	43.301	22.555	1:36.984 (3)	90.32	0.393	15:35:11.670
5 -	31.856	43.207	22.368	1:37.431	89.90	0.840	15:36:49.101
6 -	30.606	43.493	22.492	1:36.591 (1)	90.69		15:38:25.692
7 -	30.785	43.952	23.160	1:37.897	89.48	1.306	15:40:03.589

P20 96 1000 Pete SCOTT		Suzuki GSXR750 - South Hill MOT Centre					
IDEAL LAP TIME : 1:41.215		BEST LAP TIME : 1:41.356		DIFFERENCE : 0.141			
LAP	SECTOR 1	SECTOR 2	SECTOR 3	LAP TIME	MPH	DIFF	TIME OF DAY
1 -			24.357	1:53.186	77.39	11.830	15:29:50.271
2 -	32.890	46.126	23.929	1:42.945	85.09	1.589	15:31:33.216
3 -	33.078	46.256	23.961	1:43.295	84.80	1.939	15:33:16.511
4 -	32.607	45.936	24.091	1:42.634	85.35	1.278	15:34:59.145
5 -	32.324	45.421	23.768	1:41.513 (2)	86.29	0.157	15:36:40.658
6 -	32.498	45.854	23.614	1:41.966 (3)	85.90	0.610	15:38:22.624
7 -	32.372	45.277	23.707	1:41.356 (1)	86.42		15:40:03.980

BMCRC - MRO Championships 2022 - Rnd 6 @ Brands Hatch GP

BMCRC Rookie 600 & 1000

RACE 14 - SECTOR ANALYSIS



SECTOR 1 = FL to I1, SECTOR 2 = I1 to I2, SECTOR 3 = I2 to FL, DIFF = Difference To Personal Best Lap, P = Crossed Finish Line in Pit Lane, D = Time Disallowed

P21 141 600 Henry ROSS		Yamaha R6 -					
IDEAL LAP TIME : 1:36.656		BEST LAP TIME : 1:37.086		DIFFERENCE : 0.430			
LAP	SECTOR 1	SECTOR 2	SECTOR 3	LAP TIME	MPH	DIFF	TIME OF DAY
1 -		43.388	22.789	2:23.922	60.86	46.836	15:30:21.007
2 -	31.178	43.198	22.710	1:37.086 (1)	90.22		15:31:58.093
3 -	30.982	43.271	22.901	1:37.154 (2)	90.16	0.068	15:33:35.247
4 -	31.241	43.318	22.606	1:37.165 (3)	90.15	0.079	15:35:12.412
5 -	31.676	43.553	22.476	1:37.705	89.65	0.619	15:36:50.117
6 -	31.324	43.441	22.826	1:37.591	89.76	0.505	15:38:27.708
7 -	31.488	43.865	22.672	1:38.025	89.36	0.939	15:40:05.733

P22 50 1000 Jason PAES		Aprilia RSV4 -					
IDEAL LAP TIME : 1:42.848		BEST LAP TIME : 1:43.113		DIFFERENCE : 0.265			
LAP	SECTOR 1	SECTOR 2	SECTOR 3	LAP TIME	MPH	DIFF	TIME OF DAY
1 -			24.401	1:52.660	77.75	9.547	15:29:49.745
2 -	32.689	46.190	24.234	1:43.113 (1)	84.95		15:31:32.858
3 -	33.576	47.244	25.131	1:45.951	82.67	2.838	15:33:18.809
4 -	33.086	46.434	24.399	1:43.919	84.29	0.806	15:35:02.728
5 -	33.184	46.196	24.072	1:43.452 (3)	84.67	0.339	15:36:46.180
6 -	32.628	46.168	24.389	1:43.185 (2)	84.89	0.072	15:38:29.365
7 -	32.902	46.572	24.052	1:43.526	84.61	0.413	15:40:12.891

P23 177 600 Calogero LAURICELLA		Yamaha YZF R6 -					
IDEAL LAP TIME : 1:38.490		BEST LAP TIME : 1:38.709		DIFFERENCE : 0.219			
LAP	SECTOR 1	SECTOR 2	SECTOR 3	LAP TIME	MPH	DIFF	TIME OF DAY
1 -		44.790	23.563	2:27.278	59.47	48.569	15:30:24.363
2 -	31.983	44.154	23.212	1:39.349 (3)	88.17	0.640	15:32:03.712
3 -	31.865	44.269	23.742	1:39.876	87.70	1.167	15:33:43.588
4 -	31.809	44.768	23.318	1:39.895	87.69	1.186	15:35:23.483
5 -	31.660	43.998	23.051	1:38.709 (1)	88.74		15:37:02.192
6 -	31.441	44.523	23.173	1:39.137 (2)	88.36	0.428	15:38:41.329
7 -	31.800	44.740	23.411	1:39.951	87.64	1.242	15:40:21.280

P24 120 600 James GOWER		Yamaha R6 - TeamRubyRacing					
IDEAL LAP TIME : 1:39.183		BEST LAP TIME : 1:39.485		DIFFERENCE : 0.302			
LAP	SECTOR 1	SECTOR 2	SECTOR 3	LAP TIME	MPH	DIFF	TIME OF DAY
1 -		44.353	23.325	2:26.075	59.96	46.590	15:30:23.160
2 -	31.541	44.789	23.420	1:39.750 (2)	87.81	0.265	15:32:02.910
3 -	31.764	45.060	23.662	1:40.486	87.17	1.001	15:33:43.396
4 -	31.849	44.744	23.389	1:39.982	87.61	0.497	15:35:23.378
5 -	31.513	44.529	23.443	1:39.485 (1)	88.05		15:37:02.863
6 -	31.844	44.732	23.502	1:40.078	87.53	0.593	15:38:42.941
7 -	31.808	44.679	23.317	1:39.804 (3)	87.77	0.319	15:40:22.745

P25 58 600 Paul NICHOLAS		Yamaha YZF R6 - MARLEY COMMS					
IDEAL LAP TIME : 1:38.824		BEST LAP TIME : 1:38.997		DIFFERENCE : 0.173			
LAP	SECTOR 1	SECTOR 2	SECTOR 3	LAP TIME	MPH	DIFF	TIME OF DAY
1 -		45.174	23.336	2:27.541	59.37	48.544	15:30:24.626
2 -	31.923	44.471	23.129	1:39.523 (3)	88.01	0.526	15:32:04.149
3 -	32.803	44.591	23.726	1:41.120	86.62	2.123	15:33:45.269
4 -	31.722	44.783	23.079	1:39.584	87.96	0.587	15:35:24.853
5 -	31.274	44.551	23.172	1:38.997 (1)	88.48		15:37:03.850
6 -	31.293	44.761	23.462	1:39.516 (2)	88.02	0.519	15:38:43.366
7 -	31.708	45.257	23.160	1:40.125	87.48	1.128	15:40:23.491

BMCRC - MRO Championships 2022 - Rnd 6 @ Brands Hatch GP

BMCRC Rookie 600 & 1000

RACE 14 - SECTOR ANALYSIS



SECTOR 1 = FL to I1, SECTOR 2 = I1 to I2, SECTOR 3 = I2 to FL, DIFF = Difference To Personal Best Lap, P = Crossed Finish Line in Pit Lane, D = Time Disallowed

P26 84 1000 Colin McPHERSON		Kawasaki ZX10R -					
IDEAL LAP TIME : 1:44.152		BEST LAP TIME : 1:44.220		DIFFERENCE : 0.068			
LAP	SECTOR 1	SECTOR 2	SECTOR 3	LAP TIME	MPH	DIFF	TIME OF DAY
1 -			24.640	1:54.646	76.40	10.426	15:29:51.731
2 -	33.629	47.506	24.916	1:46.051	82.60	1.831	15:31:37.782
3 -	33.596	47.903	24.898	1:46.397	82.33	2.177	15:33:24.179
4 -	33.796	47.947	24.698	1:46.441	82.29	2.221	15:35:10.620
5 -	33.781	46.955	24.904	1:45.640 (3)	82.92	1.420	15:36:56.260
6 -	33.218	47.084	24.884	1:45.186 (2)	83.27	0.966	15:38:41.446
7 -	32.870	47.023	24.327	1:44.220 (1)	84.05		15:40:25.666

P27 43 600 Paul NIELD		Honda CBR600RR -					
IDEAL LAP TIME : 1:40.993		BEST LAP TIME : 1:41.520		DIFFERENCE : 0.527			
LAP	SECTOR 1	SECTOR 2	SECTOR 3	LAP TIME	MPH	DIFF	TIME OF DAY
1 -		45.307	23.311	2:28.412	59.02	46.892	15:30:25.497
2 -	32.377	45.485	23.658	1:41.520 (1)	86.28		15:32:07.017
3 -	32.716	46.021	23.792	1:42.529	85.43	1.009	15:33:49.546
4 -	32.404	45.839	23.690	1:41.933	85.93	0.413	15:35:31.479
5 -	32.375	45.611	23.615	1:41.601 (2)	86.21	0.081	15:37:13.080
6 -	32.533	45.567	23.575	1:41.675 (3)	86.15	0.155	15:38:54.755
7 -	32.551	45.721	23.648	1:41.920	85.94	0.400	15:40:36.675

P28 41 600 Toby COOK		Triumph DAYTONA - Brixham Bodyworks					
IDEAL LAP TIME : 1:40.791		BEST LAP TIME : 1:41.295		DIFFERENCE : 0.504			
LAP	SECTOR 1	SECTOR 2	SECTOR 3	LAP TIME	MPH	DIFF	TIME OF DAY
1 -		45.187	23.365	2:27.902	59.22	46.607	15:30:24.987
2 -	32.239	45.222	23.834	1:41.295 (1)	86.47		15:32:06.282
3 -	33.300	45.839	23.895	1:43.034	85.01	1.739	15:33:49.316
4 -	32.805	46.497	23.725	1:43.027	85.02	1.732	15:35:32.343
5 -	32.735	46.026	23.682	1:42.443 (3)	85.50	1.148	15:37:14.786
6 -	32.785	45.931	23.826	1:42.542	85.42	1.247	15:38:57.328
7 -	32.614	45.614	23.622	1:41.850 (2)	86.00	0.555	15:40:39.178

P29 42 600 Kai EVANS		Kawasaki ZX6R - CBS Ltd Construction and Engineering					
IDEAL LAP TIME : 1:41.767		BEST LAP TIME : 1:42.443		DIFFERENCE : 0.676			
LAP	SECTOR 1	SECTOR 2	SECTOR 3	LAP TIME	MPH	DIFF	TIME OF DAY
1 -		45.343	24.218	2:30.011	58.39	47.568	15:30:27.096
2 -	32.587	45.906	23.950	1:42.443 (1)	85.50		15:32:09.539
3 -	32.474	45.891	24.146	1:42.511 (2)	85.45	0.068	15:33:52.050
4 -	32.873	46.834	24.320	1:44.027 (3)	84.20	1.584	15:35:36.077
5 -	33.884	48.534	25.821	1:48.239	80.93	5.796	15:37:24.316
6 -	35.834	49.288	25.534	1:50.656	79.16	8.213	15:39:14.972

P30 224 1000 Lee HEALEY		Suzuki GSXR 1000R - F-Tech Fire & Electrical Ltd / Ark Joinery					
IDEAL LAP TIME : 1:34.234		BEST LAP TIME : 1:34.431		DIFFERENCE : 0.197			
LAP	SECTOR 1	SECTOR 2	SECTOR 3	LAP TIME	MPH	DIFF	TIME OF DAY
1 -			22.063	1:40.159	87.45	5.728	15:29:37.244
2 -	30.640	42.840	21.787	1:35.267 (2)	91.95	0.836	15:31:12.511
3 -	30.189	42.258	21.984	1:34.431 (1)	92.76		15:32:46.942
4 -	30.440	42.722	22.999	1:36.161 (3)	91.09	1.730	15:34:23.103

P31 85 1000 Conor MURRAY		-					
IDEAL LAP TIME : 1:40.977		BEST LAP TIME : 1:41.212		DIFFERENCE : 0.235			
LAP	SECTOR 1	SECTOR 2	SECTOR 3	LAP TIME	MPH	DIFF	TIME OF DAY
1 -			23.565	1:48.781	80.52	7.569	15:29:45.866
2 -	32.290	45.306	23.616	1:41.212 (1)	86.54		15:31:27.078
3 -	32.106	46.241	24.549	1:42.896 (2)	85.13	1.684	15:33:09.974

BMCRC - MRO Championships 2022 - Rnd 6 @ Brands Hatch GP

BMCRC Rookie 600 & 1000

RACE 14 - SECTOR ANALYSIS



SECTOR 1 = FL to I1, SECTOR 2 = I1 to I2, SECTOR 3 = I2 to FL, DIFF = Difference To Personal Best Lap, P = Crossed Finish Line in Pit Lane, D = Time Disallowed

P32	281	1000	Daniel FARLEY	Suzuki GSXR - F-TECH FIRE & ELECTRICAL LTD			
IDEAL LAP TIME : 1:36.843		BEST LAP TIME : 1:37.328		DIFFERENCE : 0.485			
LAP	SECTOR 1	SECTOR 2	SECTOR 3	LAP TIME	MPH	DIFF	TIME OF DAY
1 -			22.459	1:43.333	84.77	6.005	15:29:40.418
2 -	30.647	43.737	22.944	1:37.328 (1)	90.00		15:31:17.746

BMCRC - MRO Championships 2022 - Rnd 6 @ Brands Hatch GP

BMCRC Rookie 600 & 1000

RACE 14 - BEST SECTORS

SECTOR 1			SECTOR 2			SECTOR 3			IDEAL / BEST COMPARISON						
POS	NO	NAME	TIME	NO	NAME	TIME	NO	NAME	TIME	POS	NO	NAME	IDEAL	BEST	DIFF
													PERFECT LAP	1:32.734	
1	449	WALLINGTON	29.544	449	WALLINGTON	41.775	449	WALLINGTON	21.415	1	449	WALLINGTON	1:32.734	1:33.225	0.491
2	224	HEALEY	30.189	224	HEALEY	42.258	224	HEALEY	21.787	2	224	HEALEY	1:34.234	1:34.431	0.197
3	34	CHEESEMAN	30.410	334	BRANDISH	42.330	334	BRANDISH	21.841	3	334	BRANDISH	1:34.646	1:34.892	0.246
4	14	GADLIAUSKAS	30.436	34	CHEESEMAN	42.840	69	COKER	22.102	4	34	CHEESEMAN	1:35.446	1:36.022	0.576
5	334	BRANDISH	30.475	23	HINCHCLIFFE	42.871	34	CHEESEMAN	22.196	5	69	COKER	1:35.650	1:35.850	0.200
6	69	COKER	30.492	69	COKER	43.056	36	MORGAN	22.285	6	23	HINCHCLIFFE	1:35.678	1:35.801	0.123
7	23	HINCHCLIFFE	30.521	29	SHEPPHARD	43.168	23	HINCHCLIFFE	22.286	7	29	SHEPPHARD	1:36.142	1:36.591	0.449
8	29	SHEPPHARD	30.606	141	ROSS	43.198	29	SHEPPHARD	22.368	8	14	GADLIAUSKAS	1:36.273	1:36.599	0.326
9	281	FARLEY	30.647	36	MORGAN	43.301	14	GADLIAUSKAS	22.436	9	141	ROSS	1:36.656	1:37.086	0.430
10	141	ROSS	30.982	14	GADLIAUSKAS	43.401	281	FARLEY	22.459	10	36	MORGAN	1:36.733	1:37.395	0.662
11	187	DERMOTT	31.013	281	FARLEY	43.737	141	ROSS	22.476	11	281	FARLEY	1:36.843	1:37.328	0.485
12	36	MORGAN	31.147	125	CHAM	43.768	125	CHAM	22.523	12	187	DERMOTT	1:37.409	1:37.433	0.024
13	58	NICHOLAS	31.274	187	DERMOTT	43.788	187	DERMOTT	22.608	13	125	CHAM	1:37.704	1:38.165	0.461
14	37	DAVEY	31.377	37	DAVEY	43.998	175	PESTANA	22.621	14	37	DAVEY	1:38.012	1:38.012	0.000
15	125	CHAM	31.413	177	LAURICELLA	43.998	37	DAVEY	22.637	15	175	PESTANA	1:38.416	1:38.826	0.410
16	177	LAURICELLA	31.441	222	MERCER	44.078	222	MERCER	22.685	16	222	MERCER	1:38.485	1:38.684	0.199
17	175	PESTANA	31.477	26	PRINCE	44.246	149	WILKINS	22.871	17	177	LAURICELLA	1:38.490	1:38.709	0.219
18	120	GOWER	31.513	175	PESTANA	44.318	177	LAURICELLA	23.051	18	58	NICHOLAS	1:38.824	1:38.997	0.173
19	149	WILKINS	31.665	120	GOWER	44.353	58	NICHOLAS	23.079	19	149	WILKINS	1:38.968	1:39.124	0.156
20	222	MERCER	31.722	149	WILKINS	44.432	26	PRINCE	23.132	20	120	GOWER	1:39.183	1:39.485	0.302
21	26	PRINCE	31.816	58	NICHOLAS	44.471	888	FAGG	23.151	21	26	PRINCE	1:39.194	1:39.510	0.316
22	85	MURRAY	32.106	45	SMITH	44.537	261	GREGORIO	23.232	22	45	SMITH	1:40.199	1:40.392	0.193
23	274	LATIMER	32.175	888	FAGG	44.644	43	NIELD	23.311	23	888	FAGG	1:40.446	1:40.913	0.467
24	41	COOK	32.239	261	GREGORIO	45.074	120	GOWER	23.317	24	261	GREGORIO	1:40.584	1:40.778	0.194
25	261	GREGORIO	32.278	41	COOK	45.187	41	COOK	23.365	25	41	COOK	1:40.791	1:41.295	0.504
26	45	SMITH	32.286	96	SCOTT	45.277	45	SMITH	23.376	26	85	MURRAY	1:40.977	1:41.212	0.235
27	96	SCOTT	32.324	85	MURRAY	45.306	274	LATIMER	23.433	27	43	NIELD	1:40.993	1:41.520	0.527
28	43	NIELD	32.375	43	NIELD	45.307	85	MURRAY	23.565	28	274	LATIMER	1:41.077	1:41.833	0.756
29	42	EVANS	32.474	42	EVANS	45.343	96	SCOTT	23.614	29	96	SCOTT	1:41.215	1:41.356	0.141
30	50	PAES	32.628	274	LATIMER	45.469	42	EVANS	23.950	30	42	EVANS	1:41.767	1:42.443	0.676
31	888	FAGG	32.651	50	PAES	46.168	50	PAES	24.052	31	50	PAES	1:42.848	1:43.113	0.265
32	84	McPHERSON	32.870	84	McPHERSON	46.955	84	McPHERSON	24.327	32	84	McPHERSON	1:44.152	1:44.220	0.068

BMCRC - MRO Championships 2022 - Rnd 6 @ Brands Hatch GP

BMCRC Rookie 600 & 1000

RACE 14 - STATISTICS

Competitors Started	32
Planned Start	2022-07-17 @ 15:20:00.000
Actual Start	2022-07-17 @ 15:27:57.084
Finish Time	2022-07-17 @ 15:39:08.547
Track Length	2.4332mi.
Total Laps	211
Total Distance Covered	513.4241mi.

Session Fastest Lap History

NO	CL	NAME	LAP TIME	TIME OF DAY	LAP	VEHICLE
334	1000	Anthony BRANDISH	1:35.080	15:31:11.758	2	Suzuki GSXR 1000
449	1000	Luke WALLINGTON	1:34.871	15:31:11.813	2	Yamaha R1 4C8
449	1000	Luke WALLINGTON	1:33.225	15:32:45.062	3	Yamaha R1 4C8

Session Leader History

NO	CL	NAME	FROM LAP	LAPS LED	DISTANCE	VEHICLE
334	1000	Anthony BRANDISH	1	2	4.86 miles	Suzuki GSXR 1000
449	1000	Luke WALLINGTON	3	1	2.43 miles	Yamaha R1 4C8
334	1000	Anthony BRANDISH	4	1	2.43 miles	Suzuki GSXR 1000
449	1000	Luke WALLINGTON	5	3	7.29 miles	Yamaha R1 4C8

Flag History

TYPE	TIME OF DAY
GREEN	15:27:57.084
FINISH	15:39:08.547

Flag Statistics

TYPE	COUNT	TOTAL LAPS	TOTAL TIME
Green	1	7	12:52.193
Red	0	0	0.000
Safety Car	0	0	0.000
FCY	0	0	0.000

BMCRC - MRO Championships 2022 - Rnd 6 @ Brands Hatch GP

BMCRC Rookie 600 & 1000

RACE 14 - STATISTICS

CLASS : 1000

23 Starters

Fastest Lap History

NO	NAME	LAP TIME	TIME OF DAY	LAP	VEHICLE
334	Anthony BRANDISH	1:35.080	15:31:11.758	2	Suzuki GSXR 1000
449	Luke WALLINGTON	1:34.871	15:31:11.813	2	Yamaha R1 4C8
449	Luke WALLINGTON	1:33.225	15:32:45.062	3	Yamaha R1 4C8

Leader History

NO	NAME	FROM LAP	LAPS LED	DISTANCE	VEHICLE
334	Anthony BRANDISH	1	2	4.86 miles	Suzuki GSXR 1000
449	Luke WALLINGTON	3	1	2.43 miles	Yamaha R1 4C8
334	Anthony BRANDISH	4	1	2.43 miles	Suzuki GSXR 1000
449	Luke WALLINGTON	5	3	7.29 miles	Yamaha R1 4C8

BMCRC - MRO Championships 2022 - Rnd 6 @ Brands Hatch GP

BMCRC Rookie 600 & 1000

RACE 14 - STATISTICS

CLASS : 600

9 Starters

Fastest Lap History

NO	NAME	LAP TIME	TIME OF DAY	LAP	VEHICLE
29	Michael SHEPPHARD	1:36.847	15:31:57.101	2	Kawasaki ZX6R
14	Justas GADLIAUSKAS	1:36.599	15:38:25.633	6	Yamaha R6
29	Michael SHEPPHARD	1:36.591	15:38:25.702	6	Kawasaki ZX6R

Leader History

NO	NAME	FROM LAP	LAPS LED	DISTANCE	VEHICLE
29	Michael SHEPPHARD	1	4	9.73 miles	Kawasaki ZX6R
14	Justas GADLIAUSKAS	5	3	7.29 miles	Yamaha R6



BMCRC THUNDERBIKE SPORT & EXTREME

Supported by Steve Jordan Motorcycles



BMCRC-MRO Championships - Round 6

Brands Hatch GP

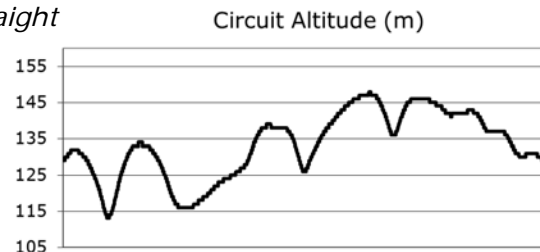
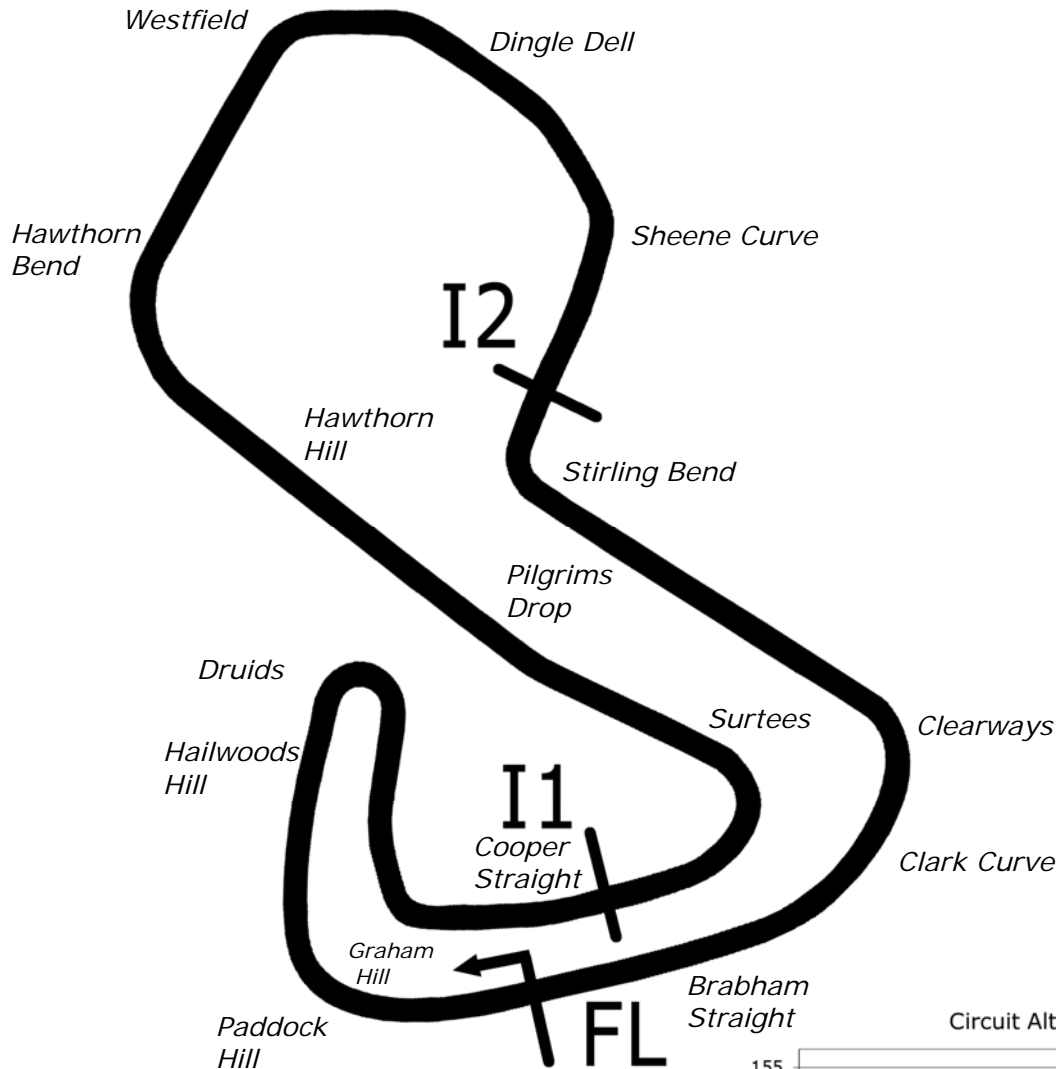
16th / 17th July 2022



Timing & Results Provided by Timing Solutions Ltd

www.tsl-timing.com

Brands Hatch GP



Length	2.4332 miles	3916.0 m	
FL		51.36032 N	0.26032 E
I1	1116m	51.35934 N	0.25955 E
I2	2928m	51.35532 N	0.26250 E
Pit Entry	3646m	51.35911 N	0.25743 E
Pit Exit	26m after FL	51.36027 N	0.26078 E
Pit Entry-Pit Exit 277m, 19.9s @50kph, 16.6s @60kph			

All results available at www.tsl-timing.com

BMCRC - MRO Championships 2022 - Rnd 6 @ Brands Hatch GP



BMCRC Thunderbike Sport & Extreme

QUALIFYING - CLASSIFICATION

POS	NO	CL	PIC NAME	ENTRY	TIME	ON	LAPS	GAP	DIFF	MPH
1	77	E	1 David MAY	Suzuki GSXR 750 K1 - ELP Racing	1:39.047	4	7			88.44
2	624		1 Matthew FEDRICK	Yamaha R6 - Matthew Fedrick farriers ltd/ Palmer Race	1:39.237	7	7	0.190	0.190	88.27
3	51	E	2 Michael HOGARTH	Honda SP1 RC-51 - WHR Racing	1:39.444	2	7	0.397	0.207	88.08
4	52		2 Elliot FRICKER	Honda CBR600 - Petwise.org, S&S, Ride in Bike Tyres	1:39.449	4	7	0.402	0.005	88.08
5	117	E	3 Raymond STAGG	Suzuki GSXR 750 -	1:39.492	4	7	0.445	0.043	88.04
6	84		3 Ricardo BRANCO	Yamaha R6 - IMP Racing	1:39.682	7	7	0.635	0.190	87.87
7	129	E	4 Derek CRIPPS	Yamaha R1 - Kelly Cripps - Team FBR	1:39.808	3	3	0.761	0.126	87.76
8	81		4 Malvern MAY	Honda CBR600RR - IMP racing	1:39.811	3	7	0.764	0.003	87.76
9	292	R	1 Tommi CALDWELL	Yamaha YZF-R6 - DART Motorsport - California Supert	1:40.216	4	7	1.169	0.405	87.40
10	48		5 Shaun WALLIS	Yamaha R6 - MBC Despatch Racing	1:40.302	3	7	1.255	0.086	87.33
11	43		6 Colin WALKEY	Kawasaki ZX6R G2 - ELP Racing	1:40.398	6	6	1.351	0.096	87.25
12	240	E	5 Andy SCANLON	Ducati 996 - hel, Continental, Dads wallet	1:40.760	3	3	1.713	0.362	86.93
13	54		7 Adam JAMISON	Yamaha R6 - Team AJR	1:40.955	2	3	1.908	0.195	86.76
14	119	E	6 Simon HEALEY	Yamaha R1 - Popular Tyres Ltd / Pro Parts Ltd	1:41.994	3	7	2.947	1.039	85.88
15	6	E	7 Andrew FIRTH	Yamaha YZF-R1 - LTRmotorcycles.co.uk / Palmer Rac	1:42.335	6	7	3.288	0.341	85.59
16	14	E	8 Nick KILLWORTH	Aprillia RSV MILLE - Bk racing/ Rabbit	1:42.629	6	7	3.582	0.294	85.35
17	69		8 Tony RUSSO	Yamaha R6 - Wymark Lubricants	1:42.920	3	3	3.873	0.291	85.11
18	25		9 Harrison DAY	Yamaha R6 -	1:43.042	5	7	3.995	0.122	85.01
19	71		10 Colin CLUNE	Suzuki SV650 -	1:45.374	3	7	6.327	2.332	83.13
20	56	R	2 Phil MARSH	Kawasaki ZXR400 - IMP Racing / CapsuleAI	1:45.744	6	6	6.697	0.370	82.84
21	139		11 Rob MARLEY	Honda CBR600F3 - PearTree Racing	1:45.851	6	6	6.804	0.107	82.75
22	90	R	3 Marco STRILLOZZI	Yamaha R6 - KLUAPP.COM	1:47.248	5	6	8.201	1.397	81.67
23	46	E	9 Adrian DRAPER	Suzuki GSXR 750 - droopy racing uk	1:48.048	4	6	9.001	0.800	81.07
24	85		12 Andrew KITE	Ducati 749 - Red Rebel Racing	1:48.054	6	6	9.007	0.006	81.06
25	91		13 James NEAL	Suzuki SV650 SUPERTWIN - LR Images/Anglia Aviatio	1:48.093	6	6	9.046	0.039	81.03
26	75		14 Stewart MAY	Honda CBR600F3 - Powered by Bacon	1:48.520	3	3	9.473	0.427	80.72
27	19		15 Michael REGAN	Yamaha YZF-R6 - North weald motorcycles	1:49.056	4	6	10.009	0.536	80.32
28	833	E	10 Talan SKEELS-PIGGINS	Suzuki GSXR 750 - Talan Racing	1:49.104	4	5	10.057	0.048	80.28
29	171	E	11 Daniel GIBBS	Suzuki GSXR 750 Y - Thomas Racing	1:49.162	6	6	10.115	0.058	80.24
30	737		16 Vincent LEWIN	Honda CBR600F3 - VINITWINRACING.CO.UK	1:49.551	4	4	10.504	0.389	79.96
31	49		17 Oli CHAYTOR	Yamaha R6 - PearTree Racing	1:49.584	6	6	10.537	0.033	79.93
32	34	R	4 Sean COOKNEY	Yamaha R6 - S34N Racing	1:49.950	6	6	10.903	0.366	79.67
33	689		18 David TREVEIL	Yamaha YZF-R6 -	1:52.305	6	6	13.258	2.355	78.00
34	17		19 Karie HENLY	Honda CBR600 RR - Thomas Racing	1:59.588	4	6	20.541	7.283	73.25
35	63		20 Robert BUSH	Suzuki GSXR 600 - Legacy Racing	2:00.453	4	6	21.406	0.865	72.72
36	138		21 Craig JARMIN	Suzuki SV650 - SK PreP			0			

Weather / Track : Sunny / Dry

These results are provisional until the conclusion of any judicial and technical matters.

Brands Hatch GP: 2.4332 miles

Date: 16/07/2022 Start: 11:38 Finish: 11:51

Clerk Of Course :	Stewards :	Timekeeper : <i>Craig Smith</i>
-------------------	------------	------------------------------------

Results can be found at www.tsl-timing.com

Printed - 11:53 Saturday, 16 July 2022



BMCRC - MRO Championships 2022 - Rnd 6 @ Brands Hatch GP

BMCRC Thunderbike Sport & Extreme

QUALIFYING - SECTOR ANALYSIS



SECTOR 1 = FL to I1, SECTOR 2 = I1 to I2, SECTOR 3 = I2 to FL, DIFF = Difference To Personal Best Lap, P = Crossed Finish Line in Pit Lane, D = Time Disallowed

P1 77 E		David MAY		Suzuki GSXR 750 K1 - ELP Racing			
IDEAL LAP TIME : 1:38.915		BEST LAP TIME : 1:39.047		DIFFERENCE : 0.132			
LAP	SECTOR 1	SECTOR 2	SECTOR 3	LAP TIME	MPH	DIFF	TIME OF DAY
1 -	32.937	44.906	23.170	1:41.013	86.71	1.966	11:41:56.979
2 -	31.944	44.696	23.025	1:39.665 (2)	87.89	0.618	11:43:36.644
3 -	32.176	44.910	23.226	1:40.312	87.32	1.265	11:45:16.956
4 -	31.685	44.205	23.157	1:39.047 (1)	88.44		11:46:56.003
5 -	32.163	46.142	23.420	1:41.725	86.11	2.678	11:48:37.728
6 -	32.112	46.651	23.126	1:41.889	85.97	2.842	11:50:19.617
7 -	31.828	44.843	23.435	1:40.106 (3)	87.50	1.059	11:51:59.723

P2 624		Matthew FEDRICK		Yamaha R6 - Matthew Fedrick farriers ltd/ Palmer Race Skool			
IDEAL LAP TIME : 1:39.090		BEST LAP TIME : 1:39.237		DIFFERENCE : 0.147			
LAP	SECTOR 1	SECTOR 2	SECTOR 3	LAP TIME	MPH	DIFF	TIME OF DAY
1 -	33.313	44.716	23.445	1:41.474	86.32	2.237	11:41:58.471
2 -	32.162	44.621	23.576	1:40.359	87.28	1.122	11:43:38.830
3 -	31.823	44.653	23.291	1:39.767 (3)	87.80	0.530	11:45:18.597
4 -	31.768	44.374	23.422	1:39.564 (2)	87.98	0.327	11:46:58.161
5 -	31.641	45.744	23.581	1:40.966	86.76	1.729	11:48:39.127
6 -	33.142	46.296	23.989	1:43.427	84.69	4.190	11:50:22.554
7 -	31.750	44.412	23.075	1:39.237 (1)	88.27		11:52:01.791

P3 51 E		Michael HOGARTH		Honda SP1 RC-51 - WHR Racing			
IDEAL LAP TIME : 1:39.250		BEST LAP TIME : 1:39.444		DIFFERENCE : 0.194			
LAP	SECTOR 1	SECTOR 2	SECTOR 3	LAP TIME	MPH	DIFF	TIME OF DAY
1 -	32.283	44.964	23.724	1:40.971	86.75	1.527	11:41:49.614
2 -	31.341	44.386	23.717	1:39.444 (1)	88.08		11:43:29.058
3 -	31.476	44.715	23.956	1:40.147	87.46	0.703	11:45:09.205
4 -	31.423	44.239	24.002	1:39.664 (3)	87.89	0.220	11:46:48.869
5 -	32.155	44.834	24.375	1:41.364	86.41	1.920	11:48:30.233
6 -	31.636	44.249	23.670	1:39.555 (2)	87.98	0.111	11:50:09.788
7 -	31.842	45.763	23.834	1:41.439	86.35	1.995	11:51:51.227

P4 52		Elliot FRICKER		Honda CBR600 - Petwise.org, S&S, Ride in Bike Tyres			
IDEAL LAP TIME : 1:39.293		BEST LAP TIME : 1:39.449		DIFFERENCE : 0.156			
LAP	SECTOR 1	SECTOR 2	SECTOR 3	LAP TIME	MPH	DIFF	TIME OF DAY
1 -	33.104	45.866	23.752	1:42.722	85.27	3.273	11:41:58.182
2 -	32.238	44.623	23.848	1:40.709 (3)	86.98	1.260	11:43:38.891
3 -	31.983	44.934	23.342	1:40.259 (2)	87.37	0.810	11:45:19.150
4 -	31.594	44.357	23.498	1:39.449 (1)	88.08		11:46:58.599
5 -	31.637	45.803	23.591	1:41.031	86.70	1.582	11:48:39.630
6 -	31.833	46.935	24.047	1:42.815	85.20	3.366	11:50:22.445
7 -	33.488	46.993	25.653	1:46.134	82.53	6.685	11:52:08.579

P5 117 E		Raymond STAGG		Suzuki GSXR 750 -			
IDEAL LAP TIME : 1:39.090		BEST LAP TIME : 1:39.492		DIFFERENCE : 0.402			
LAP	SECTOR 1	SECTOR 2	SECTOR 3	LAP TIME	MPH	DIFF	TIME OF DAY
1 -	36.108	45.942	23.322	1:45.372	83.13	5.880	11:42:01.952
2 -	32.225	44.370	23.123	1:39.718 (3)	87.84	0.226	11:43:41.670
3 -	31.932	44.687	23.068	1:39.687 (2)	87.87	0.195	11:45:21.357
4 -	31.756	44.772	22.964	1:39.492 (1)	88.04		11:47:00.849
5 -	33.009	45.497	23.918	1:42.424	85.52	2.932	11:48:43.273
6 -	31.845	45.131	24.427	1:41.403	86.38	1.911	11:50:24.676
7 -	32.167	45.761	23.511	1:41.439	86.35	1.947	11:52:06.115

BMCRC - MRO Championships 2022 - Rnd 6 @ Brands Hatch GP

BMCRC Thunderbike Sport & Extreme

QUALIFYING - SECTOR ANALYSIS



SECTOR 1 = FL to I1, SECTOR 2 = I1 to I2, SECTOR 3 = I2 to FL, DIFF = Difference To Personal Best Lap, P = Crossed Finish Line in Pit Lane, D = Time Disallowed

P6 84		Ricardo BRANCO		Yamaha R6 - IMP Racing			
IDEAL LAP TIME : 1:39.682		BEST LAP TIME : 1:39.682		DIFFERENCE : 0.000			
LAP	SECTOR 1	SECTOR 2	SECTOR 3	LAP TIME	MPH	DIFF	TIME OF DAY
1 -	33.437	45.539	24.000	1:42.976	85.06	3.294	11:42:02.777
2 -	32.705	44.975	23.493	1:41.173 (3)	86.58	1.491	11:43:43.950
3 -	32.324	45.950	23.676	1:41.950	85.92	2.268	11:45:25.900
4 -	32.550	45.521	23.684	1:41.755	86.08	2.073	11:47:07.655
5 -	32.235	45.569	23.747	1:41.551	86.26	1.869	11:48:49.206
6 -	32.080	44.632	23.213	1:39.925 (2)	87.66	0.243	11:50:29.131
7 -	31.961	44.572	23.149	1:39.682 (1)	87.87		11:52:08.813

P7 129 E		Derek CRIPPS		Yamaha R1 - Kelly Cripps - Team FBR			
IDEAL LAP TIME : 1:39.657		BEST LAP TIME : 1:39.808		DIFFERENCE : 0.151			
LAP	SECTOR 1	SECTOR 2	SECTOR 3	LAP TIME	MPH	DIFF	TIME OF DAY
1 -	32.962	44.878	23.642	1:41.482 (3)	86.31	1.674	11:42:00.935
2 -	31.993	44.483	23.535	1:40.011 (2)	87.58	0.203	11:43:40.946
3 -	31.639	44.601	23.568	1:39.808 (1)	87.76		11:45:20.754

P8 81		Malvern MAY		Honda CBR600RR - IMP racing			
IDEAL LAP TIME : 1:39.598		BEST LAP TIME : 1:39.811		DIFFERENCE : 0.213			
LAP	SECTOR 1	SECTOR 2	SECTOR 3	LAP TIME	MPH	DIFF	TIME OF DAY
1 -	33.184	44.937	23.787	1:41.908	85.95	2.097	11:41:59.896
2 -	31.830	44.896	23.727	1:40.453 (2)	87.20	0.642	11:43:40.349
3 -	31.591	44.663	23.557	1:39.811 (1)	87.76		11:45:20.160
4 -	31.801	45.657	23.871	1:41.329	86.44	1.518	11:47:01.489
5 -	31.378	44.861	24.253	1:40.492 (3)	87.16	0.681	11:48:41.981
6 -	31.464	45.596	24.545	1:41.605	86.21	1.794	11:50:23.586
7 -	32.110	45.271	24.296	1:41.677	86.15	1.866	11:52:05.263

P9 292 R		Tommi CALDWELL		Yamaha YZF-R6 - DART Motorsport - California Superbike Schc			
IDEAL LAP TIME : 1:39.882		BEST LAP TIME : 1:40.216		DIFFERENCE : 0.334			
LAP	SECTOR 1	SECTOR 2	SECTOR 3	LAP TIME	MPH	DIFF	TIME OF DAY
1 -	33.210	45.933	23.913	1:43.056	85.00	2.840	11:42:03.431
2 -	32.166	45.370	23.527	1:41.063	86.67	0.847	11:43:44.494
3 -	31.856	45.370	23.636	1:40.862	86.84	0.646	11:45:25.356
4 -	31.503	44.963	23.750	1:40.216 (1)	87.40		11:47:05.572
5 -	31.632	44.852	24.510	1:40.994	86.73	0.778	11:48:46.566
6 -	32.051	44.878	23.812	1:40.741 (3)	86.95	0.525	11:50:27.307
7 -	31.613	44.865	23.835	1:40.313 (2)	87.32	0.097	11:52:07.620

P10 48		Shaun WALLIS		Yamaha R6 - MBC Despatch Racing			
IDEAL LAP TIME : 1:39.697		BEST LAP TIME : 1:40.302		DIFFERENCE : 0.605			
LAP	SECTOR 1	SECTOR 2	SECTOR 3	LAP TIME	MPH	DIFF	TIME OF DAY
1 -	32.965	44.929	23.274	1:41.168	86.58	0.866	11:41:58.786
2 -	32.446	44.794	23.542	1:40.782 (2)	86.91	0.480	11:43:39.568
3 -	31.629	45.127	23.546	1:40.302 (1)	87.33		11:45:19.870
4 -	32.021	49.093	24.197	1:45.311	83.18	5.009	11:47:05.181
5 -	33.081	47.286	24.207	1:44.574	83.76	4.272	11:48:49.755
6 -	32.645	49.529	24.764	1:46.938	81.91	6.636	11:50:36.693
7 -	32.084	45.283	23.773	1:41.140 (3)	86.61	0.838	11:52:17.833

BMCRC - MRO Championships 2022 - Rnd 6 @ Brands Hatch GP

BMCRC Thunderbike Sport & Extreme

QUALIFYING - SECTOR ANALYSIS



SECTOR 1 = FL to I1, SECTOR 2 = I1 to I2, SECTOR 3 = I2 to FL, DIFF = Difference To Personal Best Lap, P = Crossed Finish Line in Pit Lane, D = Time Disallowed

P11 43		Colin WALKLEY		Kawasaki ZX6R G2 - ELP Racing			
IDEAL LAP TIME : 1:40.332		BEST LAP TIME : 1:40.398		DIFFERENCE : 0.066			
LAP	SECTOR 1	SECTOR 2	SECTOR 3	LAP TIME	MPH	DIFF	TIME OF DAY
1 -	32.668	46.194	24.150	1:43.012	85.03	2.614	11:42:02.081
2 -	32.886	45.104	23.655	1:41.645	86.18	1.247	11:43:43.726
3 -	32.322	46.002	23.733	1:42.057	85.83	1.659	11:45:25.783
4 -	32.383	45.326	23.670	1:41.379 (2)	86.40	0.981	11:47:07.162
5 -	32.121	45.559	23.955	1:41.635 (3)	86.18	1.237	11:48:48.797
6 -	32.187	44.645	23.566	1:40.398 (1)	87.25		11:50:29.195

P12 240 E		Andy SCANLON		Ducati 996 - hel, Continental, Dads wallet			
IDEAL LAP TIME : 1:39.844		BEST LAP TIME : 1:40.760		DIFFERENCE : 0.916			
LAP	SECTOR 1	SECTOR 2	SECTOR 3	LAP TIME	MPH	DIFF	TIME OF DAY
1 -	33.095	45.651	23.713	1:42.459 (3)	85.49	1.699	11:41:56.593
2 -	31.857	44.913	24.200	1:40.970 (2)	86.75	0.210	11:43:37.563
3 -	32.288	45.113	23.359	1:40.760 (1)	86.93		11:45:18.323

P13 54		Adam JAMISON		Yamaha R6 - Team AJR			
IDEAL LAP TIME : 1:40.338		BEST LAP TIME : 1:40.955		DIFFERENCE : 0.617			
LAP	SECTOR 1	SECTOR 2	SECTOR 3	LAP TIME	MPH	DIFF	TIME OF DAY
1 -	33.153	45.900	23.652	1:42.705 (3)	85.29	1.750	11:41:58.284
2 -	32.714	44.646	23.595	1:40.955 (1)	86.76		11:43:39.239
3 -	32.392	46.270	23.300	1:41.962 (2)	85.91	1.007	11:45:21.201

P14 119 E		Simon HEALEY		Yamaha R1 - Popular Tyres Ltd / Pro Parts Ltd			
IDEAL LAP TIME : 1:41.807		BEST LAP TIME : 1:41.994		DIFFERENCE : 0.187			
LAP	SECTOR 1	SECTOR 2	SECTOR 3	LAP TIME	MPH	DIFF	TIME OF DAY
1 -	33.634	46.368	23.993	1:43.995	84.23	2.001	11:42:07.198
2 -	32.833	46.330	23.796	1:42.959 (2)	85.08	0.965	11:43:50.157
3 -	32.248	45.763	23.983	1:41.994 (1)	85.88		11:45:32.151
4 -	32.313	46.962	24.077	1:43.352 (3)	84.75	1.358	11:47:15.503
5 -	33.081	46.874	24.222	1:44.177	84.08	2.183	11:48:59.680
6 -	33.279	49.118	24.079	1:46.476	82.27	4.482	11:50:46.156
7 -	33.806	48.294	25.575	1:47.675	81.35	5.681	11:52:33.831

P15 6 E		Andrew FIRTH		Yamaha YZF-R1 - LTRmotorcycles.co.uk / Palmer Race Skool /			
IDEAL LAP TIME : 1:42.287		BEST LAP TIME : 1:42.335		DIFFERENCE : 0.048			
LAP	SECTOR 1	SECTOR 2	SECTOR 3	LAP TIME	MPH	DIFF	TIME OF DAY
1 -	34.702	51.140	24.667	1:50.509	79.26	8.174	11:42:32.223
2 -	33.912	47.679	24.291	1:45.882	82.73	3.547	11:44:18.105
3 -	33.156	46.648	24.374	1:44.178	84.08	1.843	11:46:02.283
4 -	33.277	46.425	24.033	1:43.735	84.44	1.400	11:47:46.018
5 -	33.230	46.159	24.213	1:43.602 (3)	84.55	1.267	11:49:29.620
6 -	32.854	45.610	23.871	1:42.335 (1)	85.59		11:51:11.955
7 -	32.806	46.341	24.175	1:43.322 (2)	84.78	0.987	11:52:55.277

P16 14 E		Nick KILLWORTH		Aprillia RSV MILLE - Bk racing/ Rabbit			
IDEAL LAP TIME : 1:42.334		BEST LAP TIME : 1:42.629		DIFFERENCE : 0.295			
LAP	SECTOR 1	SECTOR 2	SECTOR 3	LAP TIME	MPH	DIFF	TIME OF DAY
1 -	37.293	50.454	26.923	1:54.670	76.39	12.041	11:42:39.634
2 -	33.883	46.982	24.263	1:45.128	83.32	2.499	11:44:24.762
3 -	32.814	46.543	24.519	1:43.876	84.32	1.247	11:46:08.638
4 -	32.779	46.899	24.035	1:43.713	84.46	1.084	11:47:52.351
5 -	32.710	45.925	24.053	1:42.688 (2)	85.30	0.059	11:49:35.039
6 -	32.374	45.991	24.264	1:42.629 (1)	85.35		11:51:17.668
7 -	32.946	46.117	24.482	1:43.545 (3)	84.59	0.916	11:53:01.213

BMCRC - MRO Championships 2022 - Rnd 6 @ Brands Hatch GP

BMCRC Thunderbike Sport & Extreme

QUALIFYING - SECTOR ANALYSIS



SECTOR 1 = FL to I1, SECTOR 2 = I1 to I2, SECTOR 3 = I2 to FL, DIFF = Difference To Personal Best Lap, P = Crossed Finish Line in Pit Lane, D = Time Disallowed

P17 69		Tony RUSSO		Yamaha R6 - Wymark Lubricants			
IDEAL LAP TIME : 1:42.920		BEST LAP TIME : 1:42.920		DIFFERENCE : 0.000			
LAP	SECTOR 1	SECTOR 2	SECTOR 3	LAP TIME	MPH	DIFF	TIME OF DAY
1 -	36.139	53.765	24.922	1:54.826 (3)	76.28	11.906	11:42:35.185
2 -	33.376	46.789	24.244	1:44.409 (2)	83.89	1.489	11:44:19.594
3 -	32.646	46.120	24.154	1:42.920 (1)	85.11		11:46:02.514

P18 25		Harrison DAY		Yamaha R6 -			
IDEAL LAP TIME : 1:42.687		BEST LAP TIME : 1:43.042		DIFFERENCE : 0.355			
LAP	SECTOR 1	SECTOR 2	SECTOR 3	LAP TIME	MPH	DIFF	TIME OF DAY
1 -	36.554	50.766	25.070	1:52.390	77.94	9.348	11:42:31.804
2 -	33.952	47.544	24.440	1:45.936	82.68	2.894	11:44:17.740
3 -	32.985	46.791	24.615	1:44.391	83.91	1.349	11:46:02.131
4 -	32.745	46.700	24.351	1:43.796 (3)	84.39	0.754	11:47:45.927
5 -	32.605	45.731	24.706	1:43.042 (1)	85.01		11:49:28.969
6 -	33.398	47.175	24.487	1:45.060	83.37	2.018	11:51:14.029
7 -	32.871	46.120	24.505	1:43.496 (2)	84.63	0.454	11:52:57.525

P19 71		Colin CLUNE		Suzuki SV650 -			
IDEAL LAP TIME : 1:44.914		BEST LAP TIME : 1:45.374		DIFFERENCE : 0.460			
LAP	SECTOR 1	SECTOR 2	SECTOR 3	LAP TIME	MPH	DIFF	TIME OF DAY
1 -	33.767	47.001	25.010	1:45.778	82.81	0.404	11:42:05.068
2 -	33.052	47.163	25.276	1:45.491 (2)	83.03	0.117	11:43:50.559
3 -	33.312	46.852	25.210	1:45.374 (1)	83.13		11:45:35.933
4 -	33.055	48.155	25.367	1:46.577	82.19	1.203	11:47:22.510
5 -	33.332	47.352	25.114	1:45.798	82.79	0.424	11:49:08.308
6 -	33.313	46.995	25.201	1:45.509 (3)	83.02	0.135	11:50:53.817
7 -	34.221	48.740	25.342	1:48.303	80.88	2.929	11:52:42.120

P20 56 R		Phil MARSH		Kawasaki ZXR400 - IMP Racing / CapsuleAI			
IDEAL LAP TIME : 1:45.697		BEST LAP TIME : 1:45.744		DIFFERENCE : 0.047			
LAP	SECTOR 1	SECTOR 2	SECTOR 3	LAP TIME	MPH	DIFF	TIME OF DAY
1 -	36.202	52.391	27.185	1:55.778	75.66	10.034	11:42:43.254
2 -	35.441	54.370	24.792	1:54.603	76.43	8.859	11:44:37.857
3 -	33.355	49.254	25.766	1:48.375 (3)	80.82	2.631	11:46:26.232
4 -	33.267	48.948	25.919	1:48.134 (2)	81.00	2.390	11:48:14.366
5 -	33.486	51.298	25.271	1:50.055	79.59	4.311	11:50:04.421
6 -	32.859	48.046	24.839	1:45.744 (1)	82.84		11:51:50.165

P21 139		Rob MARLEY		Honda CBR600F3 - PearTree Racing			
IDEAL LAP TIME : 1:45.583		BEST LAP TIME : 1:45.851		DIFFERENCE : 0.268			
LAP	SECTOR 1	SECTOR 2	SECTOR 3	LAP TIME	MPH	DIFF	TIME OF DAY
1 -	36.178	54.356	27.076	1:57.610	74.48	11.759	11:42:39.137
2 -	36.643	50.124	25.358	1:52.125	78.12	6.274	11:44:31.262
3 -	34.048	48.942	24.842	1:47.832	81.23	1.981	11:46:19.094
4 -	33.916	48.145	25.640	1:47.701 (2)	81.33	1.850	11:48:06.795
5 -	34.417	47.903	25.492	1:47.812 (3)	81.25	1.961	11:49:54.607
6 -	34.184	46.989	24.678	1:45.851 (1)	82.75		11:51:40.458

P22 90 R		Marco STRILLOZZI		Yamaha R6 - KLUAPP.COM			
IDEAL LAP TIME : 1:47.049		BEST LAP TIME : 1:47.248		DIFFERENCE : 0.199			
LAP	SECTOR 1	SECTOR 2	SECTOR 3	LAP TIME	MPH	DIFF	TIME OF DAY
1 -	37.508	51.777	27.475	1:56.760	75.02	9.512	11:42:39.778
2 -	36.877	49.968	25.555	1:52.400	77.93	5.152	11:44:32.178
3 -	35.140	49.086	25.210	1:49.436	80.04	2.188	11:46:21.614
4 -	33.810	48.522	25.145	1:47.477 (2)	81.50	0.229	11:48:09.091
5 -	33.776	48.668	24.804	1:47.248 (1)	81.67		11:49:56.339
6 -	34.100	48.469	25.821	1:48.390 (3)	80.81	1.142	11:51:44.729

BMCRC - MRO Championships 2022 - Rnd 6 @ Brands Hatch GP

BMCRC Thunderbike Sport & Extreme

QUALIFYING - SECTOR ANALYSIS



SECTOR 1 = FL to I1, SECTOR 2 = I1 to I2, SECTOR 3 = I2 to FL, DIFF = Difference To Personal Best Lap, P = Crossed Finish Line in Pit Lane, D = Time Disallowed

P23 46 E		Adrian DRAPER		Suzuki GSXR 750 - droopy racing uk			
IDEAL LAP TIME : 1:47.563		BEST LAP TIME : 1:48.048		DIFFERENCE : 0.485			
LAP	SECTOR 1	SECTOR 2	SECTOR 3	LAP TIME	MPH	DIFF	TIME OF DAY
1 -	36.303	52.279	27.349	1:55.931	75.56	7.883	11:42:39.052
2 -	36.205	48.453	25.830	1:50.488	79.28	2.440	11:44:29.540
3 -	34.650	48.323	25.501	1:48.474 (3)	80.75	0.426	11:46:18.014
4 -	33.988	48.423	25.637	1:48.048 (1)	81.07		11:48:06.062
5 -	34.497	48.074	25.737	1:48.308 (2)	80.87	0.260	11:49:54.370
6 -	35.258	48.946	25.965	1:50.169	79.51	2.121	11:51:44.539

P24 85		Andrew KITE		Ducati 749 - Red Rebel Racing			
IDEAL LAP TIME : 1:47.553		BEST LAP TIME : 1:48.054		DIFFERENCE : 0.501			
LAP	SECTOR 1	SECTOR 2	SECTOR 3	LAP TIME	MPH	DIFF	TIME OF DAY
1 -	37.572	54.572	27.725	1:59.869	73.07	11.815	11:42:44.011
2 -	35.505	54.122	26.492	1:56.119	75.43	8.065	11:44:40.130
3 -	34.295	49.826	26.565	1:50.686	79.14	2.632	11:46:30.816
4 -	34.060	48.724	25.615	1:48.399 (2)	80.81	0.345	11:48:19.215
5 -	34.300	48.476	25.907	1:48.683 (3)	80.59	0.629	11:50:07.898
6 -	33.814	48.977	25.263	1:48.054 (1)	81.06		11:51:55.952

P25 91		James NEAL		Suzuki SV650 SUPERTWIN - LR Images/Anglia Aviation			
IDEAL LAP TIME : 1:48.093		BEST LAP TIME : 1:48.093		DIFFERENCE : 0.000			
LAP	SECTOR 1	SECTOR 2	SECTOR 3	LAP TIME	MPH	DIFF	TIME OF DAY
1 -	36.630	53.081	27.437	1:57.148	74.77	9.055	11:42:45.586
2 -	34.841	53.920	27.937	1:56.698	75.06	8.605	11:44:42.284
3 -	36.184	53.495	26.604	1:56.283	75.33	8.190	11:46:38.567
4 -	34.538	50.569	26.133	1:51.240 (3)	78.74	3.147	11:48:29.807
5 -	34.503	49.813	25.810	1:50.126 (2)	79.54	2.033	11:50:19.933
6 -	33.433	48.888	25.772	1:48.093 (1)	81.03		11:52:08.026

P26 75		Stewart MAY		Honda CBR600F3 - Powered by Bacon			
IDEAL LAP TIME : 1:47.980		BEST LAP TIME : 1:48.520		DIFFERENCE : 0.540			
LAP	SECTOR 1	SECTOR 2	SECTOR 3	LAP TIME	MPH	DIFF	TIME OF DAY
1 -	35.690	54.057	27.432	1:57.179 (3)	74.75	8.659	11:42:38.405
2 -	34.428	48.908	25.575	1:48.911 (2)	80.43	0.391	11:44:27.316
3 -	34.248	48.384	25.888	1:48.520 (1)	80.72		11:46:15.836

P27 19		Michael REGAN		Yamaha YZF-R6 - North weald motorcycles			
IDEAL LAP TIME : 1:48.513		BEST LAP TIME : 1:49.056		DIFFERENCE : 0.543			
LAP	SECTOR 1	SECTOR 2	SECTOR 3	LAP TIME	MPH	DIFF	TIME OF DAY
1 -	36.065	54.290	27.097	1:57.452	74.58	8.396	11:42:38.531
2 -	35.282	49.408	25.530	1:50.220	79.47	1.164	11:44:28.751
3 -	34.899	49.900	26.037	1:50.836	79.03	1.780	11:46:19.587
4 -	34.436	49.136	25.484	1:49.056 (1)	80.32		11:48:08.643
5 -	34.709	49.007	25.619	1:49.335 (3)	80.11	0.279	11:49:57.978
6 -	34.786	48.593	25.781	1:49.160 (2)	80.24	0.104	11:51:47.138

P28 833 E		Talan SKEELS-PIGGINS		Suzuki GSXR 750 - Talan Racing			
IDEAL LAP TIME : 1:48.821		BEST LAP TIME : 1:49.104		DIFFERENCE : 0.283			
LAP	SECTOR 1	SECTOR 2	SECTOR 3	LAP TIME	MPH	DIFF	TIME OF DAY
1 -	OUTLAP	51.109	26.571	1:58.529	73.90	9.425	11:41:10.484
2 -	35.101	49.231	26.003	1:50.335 (3)	79.39	1.231	11:43:00.819
3 -	35.277	48.938	25.531	1:49.746 (2)	79.81	0.642	11:44:50.565
4 -	35.109	48.189	25.806	1:49.104 (1)	80.28		11:46:39.669
5 -	35.621	50.261	25.769	1:51.651	78.45	2.547	11:48:31.320

BMCRC - MRO Championships 2022 - Rnd 6 @ Brands Hatch GP

BMCRC Thunderbike Sport & Extreme

QUALIFYING - SECTOR ANALYSIS



SECTOR 1 = FL to I1, SECTOR 2 = I1 to I2, SECTOR 3 = I2 to FL, DIFF = Difference To Personal Best Lap, P = Crossed Finish Line in Pit Lane, D = Time Disallowed

P29 171 E		Daniel GIBBS		Suzuki GSXR 750 Y - Thomas Racing			
IDEAL LAP TIME : 1:49.162		BEST LAP TIME : 1:49.162		DIFFERENCE : 0.000			
LAP	SECTOR 1	SECTOR 2	SECTOR 3	LAP TIME	MPH	DIFF	TIME OF DAY
1 -	38.172	54.954	27.567	2:00.693	72.57	11.531	11:42:38.298
2 -	37.238	49.870	25.875	1:52.983	77.53	3.821	11:44:31.281
3 -	36.399	50.354	25.779	1:52.532	77.84	3.370	11:46:23.813
4 -	35.365	49.153	25.651	1:50.169 (2)	79.51	1.007	11:48:13.982
5 -	34.833	50.036	25.623	1:50.492 (3)	79.28	1.330	11:50:04.474
6 -	34.807	49.008	25.347	1:49.162 (1)	80.24		11:51:53.636

P30 737		Vincent LEWIN		Honda CBR600F3 - VINITWINRACING.CO.UK			
IDEAL LAP TIME : 1:49.551		BEST LAP TIME : 1:49.551		DIFFERENCE : 0.000			
LAP	SECTOR 1	SECTOR 2	SECTOR 3	LAP TIME	MPH	DIFF	TIME OF DAY
1 -	37.336	56.686	27.066	2:01.088	72.34	11.537	11:42:48.418
2 -	36.110	50.861	27.017	1:53.988 (2)	76.84	4.437	11:44:42.406
3 -	36.976	51.909	25.805	1:54.690 (3)	76.37	5.139	11:46:37.096
4 -	35.722	48.514	25.315	1:49.551 (1)	79.96		11:48:26.647

P31 49		Oli CHAYTOR		Yamaha R6 - PearTree Racing			
IDEAL LAP TIME : 1:49.584		BEST LAP TIME : 1:49.584		DIFFERENCE : 0.000			
LAP	SECTOR 1	SECTOR 2	SECTOR 3	LAP TIME	MPH	DIFF	TIME OF DAY
1 -	37.884	52.520	26.023	1:56.427	75.23	6.843	11:42:41.578
2 -	37.031	50.021	26.060	1:53.112	77.44	3.528	11:44:34.690
3 -	36.074	49.489	26.175	1:51.738 (3)	78.39	2.154	11:46:26.428
4 -	35.820	50.338	25.867	1:52.025	78.19	2.441	11:48:18.453
5 -	35.678	49.180	25.726	1:50.584 (2)	79.21	1.000	11:50:09.037
6 -	35.264	48.777	25.543	1:49.584 (1)	79.93		11:51:58.621

P32 34 R		Sean COOKNEY		Yamaha R6 - S34N Racing			
IDEAL LAP TIME : 1:49.950		BEST LAP TIME : 1:49.950		DIFFERENCE : 0.000			
LAP	SECTOR 1	SECTOR 2	SECTOR 3	LAP TIME	MPH	DIFF	TIME OF DAY
1 -	39.366	56.207	28.663	2:04.236	70.50	14.286	11:42:39.861
2 -	38.546	55.326	27.561	2:01.433	72.13	11.483	11:44:41.294
3 -	36.748	52.885	26.956	1:56.589	75.13	6.639	11:46:37.883
4 -	36.719	51.406	26.477	1:54.602 (3)	76.43	4.652	11:48:32.485
5 -	35.469	50.781	26.165	1:52.415 (2)	77.92	2.465	11:50:24.900
6 -	34.809	49.591	25.550	1:49.950 (1)	79.67		11:52:14.850

P33 689		David TREVEIL		Yamaha YZF-R6 -			
IDEAL LAP TIME : 1:52.223		BEST LAP TIME : 1:52.305		DIFFERENCE : 0.082			
LAP	SECTOR 1	SECTOR 2	SECTOR 3	LAP TIME	MPH	DIFF	TIME OF DAY
1 -	39.265	55.194	27.965	2:02.424	71.55	10.119	11:42:45.144
2 -	37.299	52.483	27.600	1:57.382	74.62	5.077	11:44:42.526
3 -	38.366	51.764	26.258	1:56.388	75.26	4.083	11:46:38.914
4 -	36.097	52.009	26.077	1:54.183 (3)	76.71	1.878	11:48:33.097
5 -	35.738	51.333	26.618	1:53.689 (2)	77.05	1.384	11:50:26.786
6 -	35.378	50.768	26.159	1:52.305 (1)	78.00		11:52:19.091

P34 17		Karie HENLY		Honda CBR600 RR - Thomas Racing			
IDEAL LAP TIME : 1:59.588		BEST LAP TIME : 1:59.588		DIFFERENCE : 0.000			
LAP	SECTOR 1	SECTOR 2	SECTOR 3	LAP TIME	MPH	DIFF	TIME OF DAY
1 -	39.462	54.888	29.261	2:03.611	70.86	4.023	11:42:44.927
2 -	39.161	56.032	27.777	2:02.970	71.23	3.382	11:44:47.897
3 -	38.475	55.046	27.926	2:01.447 (3)	72.12	1.859	11:46:49.344
4 -	38.276	53.795	27.517	1:59.588 (1)	73.25		11:48:48.932
5 -	38.323	55.308	28.627	2:02.258	71.65	2.670	11:50:51.190
6 -	38.835	54.403	27.833	2:01.071 (2)	72.35	1.483	11:52:52.261

BMCRC - MRO Championships 2022 - Rnd 6 @ Brands Hatch GP

BMCRC Thunderbike Sport & Extreme

QUALIFYING - SECTOR ANALYSIS



SECTOR 1 = FL to I1, SECTOR 2 = I1 to I2, SECTOR 3 = I2 to FL, DIFF = Difference To Personal Best Lap, P = Crossed Finish Line in Pit Lane, D = Time Disallowed

P35 63		Robert BUSH		Suzuki GSXR 600 - Legacy Racing			
IDEAL LAP TIME : 1:59.470		BEST LAP TIME : 2:00.453		DIFFERENCE : 0.983			
LAP	SECTOR 1	SECTOR 2	SECTOR 3	LAP TIME	MPH	DIFF	TIME OF DAY
1 -	39.244	56.520	28.761	2:04.525	70.34	4.072	11:42:39.230
2 -	38.949	55.207	28.611	2:02.767	71.35	2.314	11:44:41.997
3 -	38.447	55.396	28.029	2:01.872 (3)	71.87	1.419	11:46:43.869
4 -	38.097	54.752	27.604	2:00.453 (1)	72.72		11:48:44.322
5 -	37.178	56.043	27.643	2:00.864 (2)	72.47	0.411	11:50:45.186
6 -	39.361	55.376	27.540	2:02.277	71.63	1.824	11:52:47.463

BMCRC - MRO Championships 2022 - Rnd 6 @ Brands Hatch GP

BMCRC Thunderbike Sport & Extreme

QUALIFYING - BEST SECTORS

SECTOR 1			SECTOR 2			SECTOR 3			IDEAL / BEST COMPARISON						
POS	NO	NAME	TIME	NO	NAME	TIME	NO	NAME	TIME	POS	NO	NAME	IDEAL	BEST	DIFF
												PERFECT LAP	1:38.510		
1	51	HOGARTH	31.341	77	MAY	44.205	117	STAGG	22.964	1	77	MAY	1:38.915	1:39.047	0.132
2	81	MAY	31.378	51	HOGARTH	44.239	77	MAY	23.025	2	624	FEDRICK	1:39.090	1:39.237	0.147
3	292	CALDWELL	31.503	52	FRICKER	44.357	624	FEDRICK	23.075	3	117	STAGG	1:39.090	1:39.492	0.402
4	240	SCANLON	31.572	117	STAGG	44.370	84	BRANCO	23.149	4	51	HOGARTH	1:39.250	1:39.444	0.194
5	52	FRICKER	31.594	624	FEDRICK	44.374	48	WALLIS	23.274	5	52	FRICKER	1:39.293	1:39.449	0.156
6	48	WALLIS	31.629	129	CRIPPS	44.483	54	JAMISON	23.300	6	81	MAY	1:39.598	1:39.811	0.213
7	129	CRIPPS	31.639	84	BRANCO	44.572	52	FRICKER	23.342	7	129	CRIPPS	1:39.657	1:39.808	0.151
8	624	FEDRICK	31.641	43	WALKEY	44.645	240	SCANLON	23.359	8	84	BRANCO	1:39.682	1:39.682	0.000
9	77	MAY	31.685	54	JAMISON	44.646	292	CALDWELL	23.527	9	48	WALLIS	1:39.697	1:40.302	0.605
10	117	STAGG	31.756	81	MAY	44.663	129	CRIPPS	23.535	10	240	SCANLON	1:39.844	1:40.760	0.916
11	84	BRANCO	31.961	48	WALLIS	44.794	81	MAY	23.557	11	292	CALDWELL	1:39.882	1:40.216	0.334
12	43	WALKEY	32.121	292	CALDWELL	44.852	43	WALKEY	23.566	12	43	WALKEY	1:40.332	1:40.398	0.066
13	119	HEALEY	32.248	240	SCANLON	44.913	51	HOGARTH	23.670	13	54	JAMISON	1:40.338	1:40.955	0.617
14	14	KILLWORTH	32.374	6	FIRTH	45.610	119	HEALEY	23.796	14	119	HEALEY	1:41.807	1:41.994	0.187
15	54	JAMISON	32.392	25	DAY	45.731	6	FIRTH	23.871	15	6	FIRTH	1:42.287	1:42.335	0.048
16	25	DAY	32.605	119	HEALEY	45.763	14	KILLWORTH	24.035	16	14	KILLWORTH	1:42.334	1:42.629	0.295
17	69	RUSSO	32.646	14	KILLWORTH	45.925	69	RUSSO	24.154	17	25	DAY	1:42.687	1:43.042	0.355
18	6	FIRTH	32.806	69	RUSSO	46.120	25	DAY	24.351	18	69	RUSSO	1:42.920	1:42.920	0.000
19	56	MARSH	32.859	71	CLUNE	46.852	139	MARLEY	24.678	19	71	CLUNE	1:44.914	1:45.374	0.460
20	71	CLUNE	33.052	139	MARLEY	46.989	56	MARSH	24.792	20	139	MARLEY	1:45.583	1:45.851	0.268
21	91	NEAL	33.433	56	MARSH	48.046	90	STRILLOZZI	24.804	21	56	MARSH	1:45.697	1:45.744	0.047
22	90	STRILLOZZI	33.776	46	DRAPER	48.074	71	CLUNE	25.010	22	90	STRILLOZZI	1:47.049	1:47.248	0.199
23	85	KITE	33.814	833	SKEELS-PIGGINS	48.189	85	KITE	25.263	23	85	KITE	1:47.553	1:48.054	0.501
24	139	MARLEY	33.916	75	MAY	48.281	737	LEWIN	25.315	24	46	DRAPER	1:47.563	1:48.048	0.485
25	46	DRAPER	33.988	90	STRILLOZZI	48.469	171	GIBBS	25.347	25	75	MAY	1:47.980	1:48.520	0.540
26	75	MAY	34.124	85	KITE	48.476	19	REGAN	25.484	26	91	NEAL	1:48.093	1:48.093	0.000
27	19	REGAN	34.436	737	LEWIN	48.514	46	DRAPER	25.501	27	19	REGAN	1:48.513	1:49.056	0.543
28	171	GIBBS	34.807	19	REGAN	48.593	833	SKEELS-PIGGINS	25.531	28	833	SKEELS-PIGGINS	1:48.821	1:49.104	0.283
29	34	COOKNEY	34.809	49	CHAYTOR	48.777	49	CHAYTOR	25.543	29	171	GIBBS	1:49.162	1:49.162	0.000
30	833	SKEELS-PIGGINS	35.101	91	NEAL	48.888	34	COOKNEY	25.550	30	737	LEWIN	1:49.551	1:49.551	0.000
31	49	CHAYTOR	35.264	171	GIBBS	49.008	75	MAY	25.575	31	49	CHAYTOR	1:49.584	1:49.584	0.000
32	689	TREVEIL	35.378	34	COOKNEY	49.591	91	NEAL	25.772	32	34	COOKNEY	1:49.950	1:49.950	0.000
33	737	LEWIN	35.722	689	TREVEIL	50.768	689	TREVEIL	26.077	33	689	TREVEIL	1:52.223	1:52.305	0.082
34	63	BUSH	37.178	17	HENLY	53.795	17	HENLY	27.517	34	63	BUSH	1:59.470	2:00.453	0.983
35	17	HENLY	38.276	63	BUSH	54.752	63	BUSH	27.540	35	17	HENLY	1:59.588	1:59.588	0.000
36	138	JARMIN	40.178	138	JARMIN	1:03.109	138	JARMIN	29.409						

BMCRC - MRO Championships 2022 - Rnd 6 @ Brands Hatch GP

BMCRC Thunderbike Sport & Extreme

QUALIFYING - STATISTICS

Competitors Started 36
Planned Start 2022-07-16 @ 11:33:00.000
Actual Start 2022-07-16 @ 11:38:55.947
Finish Time 2022-07-16 @ 11:51:38.156
Track Length 2.4332mi.
Total Laps 206
Total Distance Covered 501.2576mi.

Session Fastest Lap History

NO	CL	NAME	LAP TIME	TIME OF DAY	LAP	VEHICLE
51	E	Michael HOGARTH	1:40.971	11:41:49.624	1	Honda SP1 RC-51
51	E	Michael HOGARTH	1:39.444	11:43:29.067	2	Honda SP1 RC-51
77	E	David MAY	1:39.047	11:46:56.009	4	Suzuki GSXR 750 K1

Flag History

TYPE	TIME OF DAY
GREEN	11:38:55.947
FINISH	11:51:38.156

Flag Statistics

TYPE	COUNT	TOTAL LAPS	TOTAL TIME
Green	1	7	14:16.440
Red	0	0	0.000
Safety Car	0	0	0.000
FCY	0	0	0.000

BMCRC - MRO Championships 2022 - Rnd 6 @ Brands Hatch GP

BMCRC Thunderbike Sport & Extreme

QUALIFYING - STATISTICS

CLASS : E

11 Starters

Fastest Lap History

NO	NAME	LAP TIME	TIME OF DAY	LAP	VEHICLE
51	Michael HOGARTH	1:40.971	11:41:49.624	1	Honda SP1 RC-51
51	Michael HOGARTH	1:39.444	11:43:29.067	2	Honda SP1 RC-51
77	David MAY	1:39.047	11:46:56.009	4	Suzuki GSXR 750 K1

BMCRC - MRO Championships 2022 - Rnd 6 @ Brands Hatch GP

BMCRC Thunderbike Sport & Extreme

QUALIFYING - STATISTICS

CLASS :

21 Starters

Fastest Lap History

NO	NAME	LAP TIME	TIME OF DAY	LAP	VEHICLE
52	Elliot FRICKER	1:42.722	11:41:58.206	1	Honda CBR600
54	Adam JAMISON	1:42.705	11:41:58.297	1	Yamaha R6
624	Matthew FEDRICK	1:41.474	11:41:58.495	1	Yamaha R6
48	Shaun WALLIS	1:41.168	11:41:58.796	1	Yamaha R6
624	Matthew FEDRICK	1:40.359	11:43:38.854	2	Yamaha R6
624	Matthew FEDRICK	1:39.767	11:45:18.621	3	Yamaha R6
624	Matthew FEDRICK	1:39.564	11:46:58.184	4	Yamaha R6
52	Elliot FRICKER	1:39.449	11:46:58.623	4	Honda CBR600
624	Matthew FEDRICK	1:39.237	11:52:01.815	7	Yamaha R6

BMCRC - MRO Championships 2022 - Rnd 6 @ Brands Hatch GP

BMCRC Thunderbike Sport & Extreme

QUALIFYING - STATISTICS

CLASS : R

4 Starters

Fastest Lap History

NO	NAME	LAP TIME	TIME OF DAY	LAP	VEHICLE
292	Tommi CALDWELL	1:43.056	11:42:03.442	1	Yamaha YZF-R6
292	Tommi CALDWELL	1:41.063	11:43:44.505	2	Yamaha YZF-R6
292	Tommi CALDWELL	1:40.862	11:45:25.366	3	Yamaha YZF-R6
292	Tommi CALDWELL	1:40.216	11:47:05.583	4	Yamaha YZF-R6

BMCRC - MRO Championships 2022 - Rnd 6 @ Brands Hatch GP

BMCRC Thunderbike Sport & Extreme

RACE 10 - GRID (6 Laps)

ROW 14	42		41	116	Gareth FAITH	40	138	Craig JARMIN	
ROW 13			39	63	Robert BUSH	38	17	Karie HENLY	
ROW 12	36	34	Sean COOKNEY	35	49	Oli CHAYTOR	34	737	Vincent LEWIN
ROW 11			33	19	Michael REGAN	32	75	Stewart MAY	
ROW 10	30	85	Andrew KITE	29	90	Marco STRILLOZZI	28	139	Rob MARLEY
ROW 9			27	56	Phil MARSH	26	71	Colin CLUNE	
ROW 8	24	69	Tony RUSSO	23	54	Adam JAMISON	22	43	Colin WALKEY
ROW 7			21	48	Shaun WALLIS	20	292	Tommi CALDWELL	
ROW 6	18	84	Ricardo BRANCO	17	52	Elliot FRICKER	16	624	Matthew FEDRICK
ROW 5			15			14			
ROW 4	12	833	Talan SKEELS-PIGGINS	11	28	David SPENCER	10	171	Daniel GIBBS
ROW 3			9	46	Adrian DRAPER	8	14	Nick KILLWORTH	
ROW 2	6	119	Simon HEALEY	5	240	Andy SCANLON	4	129	Derek CRIPPS
ROW 1			3	117	Raymond STAGG	2	51	Michael HOGARTH	
						1	77	David MAY	
								Pole	

Brands Hatch GP: 2.4332 miles

These results are provisional until the conclusion of any judicial and technical matters.

Clerk Of Course :	Stewards :	Timekeeper : <i>Craig Smith</i>
-------------------	------------	------------------------------------

Results can be found at www.tsl-timing.com

Printed - 11:55 Saturday, 16 July 2022



BMCRC - MRO Championships 2022 - Rnd 6 @ Brands Hatch GP



BMCRC Thunderbike Sport & Extreme

RACE 10 - CLASSIFICATION

POS	NO	CL	PIC NAME	ENTRY	LAPS	TIME	GAP	DIFF	MPH	BEST	ON
1	77	E	1 David MAY	Suzuki GSXR 750 K1 - ELP Racing	6	9:59.140			87.72	1:38.459	2
2	129	E	2 Derek CRIPPS	Yamaha R1 - Kelly Cripps - Team FBR	6	9:59.292	0.152	0.152	87.70	1:38.472	3
3	117	E	3 Raymond STAGG	Suzuki GSXR 750 -	6	9:59.756	0.616	0.464	87.63	1:38.160	5
4	51	E	4 Michael HOGARTH	Honda SP1 RC-51 - WHR Racing	6	10:00.563	1.423	0.807	87.51	1:38.936	3
5	6	E	5 Andrew FIRTH	Yamaha YZF-R1 - LTRmotorcycles.co.uk / Palmer	6	10:18.819	19.679	18.256	84.93	1:41.097	6
6	119	E	6 Simon HEALEY	Yamaha R1 - Popular Tyres Ltd / Pro Parts Ltd	6	10:19.434	20.294	0.615	84.85	1:41.616	2
7	14	E	7 Nick KILLWORTH	Aprillia RSV MILLE - Bk racing/ Rabbit	6	10:20.950	21.810	1.516	84.64	1:42.042	6
8	833	E	8 Talan SKEELS-PIGGINS	Suzuki GSXR 750 - Talan Racing	6	10:40.768	41.628	19.818	82.02	1:45.226	5
9	46	E	9 Adrian DRAPER	Suzuki GSXR 750 - droopy racing uk	6	10:41.480	42.340	0.712	81.93	1:45.288	5
10	84		1 Ricardo BRANCO	Yamaha R6 - IMP Racing	6	10:42.259	43.119	0.779	81.83	1:39.319	4
11	54		2 Adam JAMISON	Yamaha R6 - Team AJR	6	10:42.501	43.361	0.242	81.80	1:38.514	5
12	52		3 Elliot FRICKER	Honda CBR600 - Petwise.org, S&S, Ride in Bike Tj	6	10:42.715	43.575	0.214	81.77	1:39.224	5
13	48		4 Shaun WALLIS	Yamaha R6 - MBC Despatch Racing	6	10:45.207	46.067	2.492	81.46	1:39.135	2
14	292	R	1 Tommi CALDWELL	Yamaha YZF-R6 - DART Motorsport - California Suj	6	10:47.848	48.708	2.641	81.12	1:39.320	3
15	81		5 Malvern MAY	Honda CBR600RR - IMP racing	6	10:50.085	50.945	2.237	80.84	1:39.579	3
16	43		6 Colin WALKEY	Kawasaki ZX6R G2 - ELP Racing	6	10:56.677	57.537	6.592	80.03	1:41.486	4
17	171	E	10 Daniel GIBBS	Suzuki GSXR 750 Y - Thomas Racing	6	11:05.428	1:06.288	8.751	78.98	1:49.227	5
18	25		7 Harrison DAY	Yamaha R6 -	6	11:05.516	1:06.376	0.088	78.97	1:42.525	5
19	139		8 Rob MARLEY	Honda CBR600F3 - PearTree Racing	6	11:11.331	1:12.191	5.815	78.29	1:43.722	2
20	71		9 Colin CLUNE	Suzuki SV650 -	6	11:17.207	1:18.067	5.876	77.61	1:44.725	2
21	19		10 Michael REGAN	Yamaha YZF-R6 - North weald motorcycles	6	11:25.450	1:26.310	8.243	76.67	1:44.054	6
22	75		11 Stewart MAY	Honda CBR600F3 - Powered by Bacon	6	11:27.100	1:27.960	1.650	76.49	1:45.761	6
23	85		12 Andrew KITE	Ducati 749 - Red Rebel Racing	6	11:38.595	1:39.455	11.495	75.23	1:46.005	6
24	34	R	2 Sean COOKNEY	Yamaha R6 - S34N Racing	6	11:38.942	1:39.802	0.347	75.19	1:47.046	6
25	49		13 Oli CHAYTOR	Yamaha R6 - PearTree Racing	6	11:40.255	1:41.115	1.313	75.05	1:47.051	6
26	91		14 James NEAL	Suzuki SV650 SUPERTWIN - LR Images/Anglia Avi	6	11:42.825	1:43.685	2.570	74.78	1:47.786	6
27	624		15 Matthew FEDRICK	Yamaha R6 - Matthew Fedrick farriers ltd/ Palmer R	6	11:42.941	1:43.801	0.116	74.77	1:39.375	3
28	737		16 Vincent LEWIN	Honda CBR600F3 - VINITWINRACING.CO.UK	6	11:45.200	1:46.060	2.259	74.53	1:47.802	5
29	689		17 David TREVEIL	Yamaha YZF-R6 -	5	10:10.820	1 Lap	1 Lap	71.70	1:50.620	5
30	63		18 Robert BUSH	Suzuki GSXR 600 - Legacy Racing	5	10:42.677	1 Lap	31.857	68.15	1:58.795	2
31	17		19 Karie HENLY	Honda CBR600 RR - Thomas Racing	5	11:07.267	1 Lap	24.590	65.63	2:02.343	2

NOT CLASSIFIED

DNF	69		Tony RUSSO	Yamaha R6 - Wymark Lubricants	4	7:37.431	2 Laps	1 Lap	76.60	1:41.589	4
DQ	90	R	Marco STRILLOZZI	Yamaha R6 - KLUAPP.COM							

FASTEST LAP

	117	E	Raymond STAGG	Suzuki GSXR 750 -	5	1:38.160			89.24 mph	143.61 kph	
	54		Adam JAMISON	Yamaha R6 - Team AJR	5	1:38.514			88.91 mph	143.10 kph	
	292	R	Tommi CALDWELL	Yamaha YZF-R6 - DART Motorsport - California Suj	3	1:39.320			88.19 mph	141.94 kph	

Bike 90 - Disqualified for failing post race technical inspection

Class E - 92.5% of Race Speed = 81.14 mph

Class - 92.5% of Race Speed = 75.69 mph

Class R - 92.5% of Race Speed = 75.03 mph

Weather / Track : Sunny / Dry

These results are provisional until the conclusion of any judicial and technical matters.

Race Distance: 6 Laps / 14.59 miles
Brands Hatch GP: 2.4332 miles
Date: 16/07/2022 Start: 15:18 Finish: 15:28

Clerk Of Course :	Stewards :	Timekeeper : <i>Craig Smith</i>
-------------------	------------	------------------------------------

Results can be found at www.tsl-timing.com

Printed - 16:10 Saturday, 16 July 2022



BMCRC - MRO Championships 2022 - Rnd 6 @ Brands Hatch GP

BMCRC Thunderbike Sport & Extreme

RACE 10 - LAP CHART

LAP 1 @ 15:20:14.339

NO	BEHIND	LAP TIME
77		1:42.919
51	1.346	1:44.265
129	1.696	1:44.615
117	2.399	1:45.318
119	3.230	1:46.149
6	5.380	1:48.299
14	5.848	1:48.767
833	9.105	1:52.024
46	9.463	1:52.382
171	11.950	1:54.869
624	41.217	2:24.136
52	41.504	2:24.423
84	41.689	2:24.608
292	42.318	2:25.237
48	42.461	2:25.380
54	42.861	2:25.780
81	42.995	2:25.914
43	43.537	2:26.456
139	45.959	2:28.878
25	46.506	2:29.425
69	47.314	2:30.233
71	47.336	2:30.255
19	50.008	2:32.927
75	50.780	2:33.699
49	53.934	2:36.853
91	54.518	2:37.437
34	54.823	2:37.742
737	55.260	2:38.179
85	55.673	2:38.592
689	59.955	2:42.874
63	1:03.712	2:46.631
90	1:05.627	2:48.546
17	1:07.210	2:50.129

LAP 2 @ 15:21:52.798

NO	BEHIND	LAP TIME
77		1:38.459
51	2.117	1:39.230
129	2.676	1:39.439
117	3.285	1:39.345
119	6.387	1:41.616
6	9.251	1:42.330
14	9.930	1:42.541
833	16.871	1:46.225
46	17.542	1:46.538
171	23.287	1:49.796
624	42.297	1:39.539
84	42.768	1:39.538
52	42.832	1:39.787
48	43.137	1:39.135
292	44.126	1:40.267
54	44.208	1:39.806
81	44.889	1:40.353
43	46.630	1:41.552
25	50.977	1:42.930
139	51.222	1:43.722
69	51.307	1:42.452
71	53.602	1:44.725
19	57.923	1:46.374
75	59.504	1:47.183
49	1:04.509	1:49.034
34	1:06.084	1:49.720
91	1:06.675	1:50.616

85	1:06.921	1:49.707
737	1:07.541	1:50.740
689	1:14.068	1:52.572
90	1:18.224	1:51.056
63	1:24.048	1:58.795
17	1:31.094	2:02.343

LAP 3 @ 15:23:31.777

NO	BEHIND	LAP TIME
77		1:38.979
51	2.074	1:38.936
129	2.169	1:38.472
117	3.147	1:38.841
119	10.338	1:42.930
6	12.410	1:42.138
14	13.080	1:42.129
833	23.701	1:45.809
46	24.585	1:46.022
171	35.664	1:51.356
624	42.693	1:39.375
84	43.452	1:39.663
52	43.867	1:40.014
48	43.924	1:39.766
54	44.236	1:39.007
292	44.467	1:39.320
81	45.489	1:39.579
43	49.835	1:42.184
25	55.357	1:43.359
69	55.485	1:43.157
139	57.047	1:44.804
71	1:00.622	1:45.999
75	1:07.529	1:47.004
19	1:08.698	1:49.754
49	1:15.180	1:49.650
34	1:15.665	1:48.560
85	1:16.035	1:48.093
91	1:17.638	1:49.942
737	1:19.743	1:51.181
689	1:26.881	1:51.792
90	1:27.999	1:48.754

LAP 4 @ 15:25:11.890

NO	BEHIND	LAP TIME
77		1:40.113
129	1.130	1:39.074
51	1.801	1:39.840
117	2.708	1:39.674
63	1 Lap	1:59.144
119	13.187	1:42.962
6	13.995	1:41.698
14	15.098	1:42.131
17	1 Lap	2:04.988
833	29.471	1:45.883
46	30.137	1:45.665
624	42.077	1:39.497
84	42.658	1:39.319
52	43.462	1:39.708
48	44.212	1:40.401
54	44.254	1:40.131
292	45.272	1:40.918
171	45.707	1:50.156
81	46.596	1:41.220
43	51.208	1:41.486
69	56.961	1:41.589
25	58.379	1:43.135

139	1:01.306	1:44.372
71	1:05.810	1:45.301
75	1:14.479	1:47.063
19	1:15.441	1:46.856
34	1:24.351	1:48.799
49	1:24.477	1:49.410
85	1:24.840	1:48.918
91	1:26.437	1:48.912
737	1:29.126	1:49.496
90	1:36.130	1:48.244

LAP 5 @ 15:26:51.226

NO	BEHIND	LAP TIME
77		1:39.336
689	1 Lap	1:52.962
129	0.623	1:38.829
117	1.532	1:38.160
51	1.583	1:39.118
119	17.829	1:43.978
6	17.916	1:43.257
14	19.102	1:43.340
63	1 Lap	1:59.311
833	35.361	1:45.226
46	36.089	1:45.288
17	1 Lap	2:04.541
84	42.975	1:39.653
52	43.350	1:39.224
54	43.432	1:38.514
624	44.467	1:41.726
48	44.722	1:39.846
292	46.181	1:40.245
81	47.851	1:40.591
43	54.241	1:42.369
171	55.598	1:49.227
25	1:01.568	1:42.525
139	1:06.302	1:44.332
71	1:11.929	1:45.455
75	1:21.533	1:46.390
19	1:21.590	1:45.485
34	1:32.090	1:47.075
85	1:32.784	1:47.280
49	1:33.398	1:48.257
91	1:35.233	1:48.132
737	1:37.592	1:47.802

LAP 6 @ 15:28:30.560

NO	BEHIND	LAP TIME
77		1:39.334
129	0.152	1:38.863
117	0.616	1:38.418
51	1.423	1:39.174
90	1 Lap	1:47.850
689	1 Lap	1:50.620
6	19.679	1:41.097
119	20.294	1:41.799
14	21.810	1:42.042
833	41.628	1:45.601
46	42.340	1:45.585
84	43.119	1:39.478
54	43.361	1:39.263
63	1 Lap	1:58.796
52	43.575	1:39.559
48	46.067	1:40.679
292	48.708	1:41.861
81	50.945	1:42.428

43	57.537	1:42.630
171	1:06.288	1:50.024
25	1:06.376	1:44.142
17	1 Lap	2:05.266
139	1:12.191	1:45.223
71	1:18.067	1:45.472
19	1:26.310	1:44.054
75	1:27.960	1:45.761
85	1:39.455	1:46.005
34	1:39.802	1:47.046
49	1:41.115	1:47.051
91	1:43.685	1:47.786
624	1:43.801	2:38.668
737	1:46.060	1:47.802

BMCRC - MRO Championships 2022 - Rnd 6 @ Brands Hatch GP

BMCRC Thunderbike Sport & Extreme

RACE 10 - SECTOR ANALYSIS



SECTOR 1 = FL to I1, SECTOR 2 = I1 to I2, SECTOR 3 = I2 to FL, DIFF = Difference To Personal Best Lap, P = Crossed Finish Line in Pit Lane, D = Time Disallowed

P1 77 E		David MAY		Suzuki GSXR 750 K1 - ELP Racing			
IDEAL LAP TIME : 1:38.244		BEST LAP TIME : 1:38.459		DIFFERENCE : 0.215			
LAP	SECTOR 1	SECTOR 2	SECTOR 3	LAP TIME	MPH	DIFF	TIME OF DAY
1 -			23.148	1:42.919	85.11	4.460	15:20:14.339
2 -	31.442	43.937	23.080	1:38.459 (1)	88.96		15:21:52.798
3 -	31.601	44.076	23.302	1:38.979 (2)	88.50	0.520	15:23:31.777
4 -	31.920	44.770	23.423	1:40.113	87.49	1.654	15:25:11.890
5 -	31.706	43.722	23.908	1:39.336	88.18	0.877	15:26:51.226
6 -	31.726	44.252	23.356	1:39.334 (3)	88.18	0.875	15:28:30.560

P2 129 E		Derek CRIPPS		Yamaha R1 - Kelly Cripps - Team FBR			
IDEAL LAP TIME : 1:38.397		BEST LAP TIME : 1:38.472		DIFFERENCE : 0.075			
LAP	SECTOR 1	SECTOR 2	SECTOR 3	LAP TIME	MPH	DIFF	TIME OF DAY
1 -			23.398	1:44.615	83.73	6.143	15:20:16.035
2 -	31.734	44.295	23.410	1:39.439	88.09	0.967	15:21:55.474
3 -	31.323	44.108	23.041	1:38.472 (1)	88.95		15:23:33.946
4 -	31.422	44.424	23.228	1:39.074	88.41	0.602	15:25:13.020
5 -	31.711	44.033	23.085	1:38.829 (2)	88.63	0.357	15:26:51.849
6 -	31.630	44.159	23.074	1:38.863 (3)	88.60	0.391	15:28:30.712

P3 117 E		Raymond STAGG		Suzuki GSXR 750 -			
IDEAL LAP TIME : 1:37.819		BEST LAP TIME : 1:38.160		DIFFERENCE : 0.341			
LAP	SECTOR 1	SECTOR 2	SECTOR 3	LAP TIME	MPH	DIFF	TIME OF DAY
1 -			23.657	1:45.318	83.17	7.158	15:20:16.738
2 -	31.623	44.491	23.231	1:39.345	88.17	1.185	15:21:56.083
3 -	31.603	44.134	23.104	1:38.841 (3)	88.62	0.681	15:23:34.924
4 -	31.865	44.309	23.500	1:39.674	87.88	1.514	15:25:14.598
5 -	31.532	43.649	22.979	1:38.160 (1)	89.24		15:26:52.758
6 -	31.292	44.248	22.878	1:38.418 (2)	89.00	0.258	15:28:31.176

P4 51 E		Michael HOGARTH		Honda SP1 RC-51 - WHR Racing			
IDEAL LAP TIME : 1:38.399		BEST LAP TIME : 1:38.936		DIFFERENCE : 0.537			
LAP	SECTOR 1	SECTOR 2	SECTOR 3	LAP TIME	MPH	DIFF	TIME OF DAY
1 -			23.571	1:44.265	84.01	5.329	15:20:15.685
2 -	31.283	44.211	23.736	1:39.230	88.27	0.294	15:21:54.915
3 -	31.252	44.228	23.456	1:38.936 (1)	88.54		15:23:33.851
4 -	31.086	44.933	23.821	1:39.840	87.73	0.904	15:25:13.691
5 -	31.346	44.416	23.356	1:39.118 (2)	88.37	0.182	15:26:52.809
6 -	31.560	44.512	23.102	1:39.174 (3)	88.32	0.238	15:28:31.983

P5 6 E		Andrew FIRTH		Yamaha YZF-R1 - LTRmotorcycles.co.uk / Palmer Race Skool /			
IDEAL LAP TIME : 1:41.091		BEST LAP TIME : 1:41.097		DIFFERENCE : 0.006			
LAP	SECTOR 1	SECTOR 2	SECTOR 3	LAP TIME	MPH	DIFF	TIME OF DAY
1 -			24.079	1:48.299	80.88	7.202	15:20:19.719
2 -	32.794	45.429	24.107	1:42.330	85.60	1.233	15:22:02.049
3 -	32.750	45.471	23.917	1:42.138 (3)	85.76	1.041	15:23:44.187
4 -	32.775	45.045	23.878	1:41.698 (2)	86.13	0.601	15:25:25.885
5 -	33.287	46.090	23.880	1:43.257	84.83	2.160	15:27:09.142
6 -	32.302	45.051	23.744	1:41.097 (1)	86.64		15:28:50.239

P6 119 E		Simon HEALEY		Yamaha R1 - Popular Tyres Ltd / Pro Parts Ltd			
IDEAL LAP TIME : 1:41.299		BEST LAP TIME : 1:41.616		DIFFERENCE : 0.317			
LAP	SECTOR 1	SECTOR 2	SECTOR 3	LAP TIME	MPH	DIFF	TIME OF DAY
1 -			23.732	1:46.149	82.52	4.533	15:20:17.569
2 -	32.151	45.715	23.750	1:41.616 (1)	86.20		15:21:59.185
3 -	32.602	46.504	23.824	1:42.930 (3)	85.10	1.314	15:23:42.115
4 -	32.719	46.377	23.866	1:42.962	85.07	1.346	15:25:25.077
5 -	33.211	46.736	24.031	1:43.978	84.24	2.362	15:27:09.055
6 -	32.651	45.690	23.458	1:41.799 (2)	86.05	0.183	15:28:50.854

BMCRC - MRO Championships 2022 - Rnd 6 @ Brands Hatch GP

BMCRC Thunderbike Sport & Extreme

RACE 10 - SECTOR ANALYSIS



SECTOR 1 = FL to I1, SECTOR 2 = I1 to I2, SECTOR 3 = I2 to FL, DIFF = Difference To Personal Best Lap, P = Crossed Finish Line in Pit Lane, D = Time Disallowed

P7 14 E		Nick KILLWORTH		Aprillia RSV MILLE - Bk racing/ Rabbit			
IDEAL LAP TIME : 1:41.812		BEST LAP TIME : 1:42.042		DIFFERENCE : 0.230			
LAP	SECTOR 1	SECTOR 2	SECTOR 3	LAP TIME	MPH	DIFF	TIME OF DAY
1 -			24.068	1:48.767	80.53	6.725	15:20:20.187
2 -	32.626	45.625	24.290	1:42.541	85.42	0.499	15:22:02.728
3 -	32.808	45.295	24.026	1:42.129 (2)	85.77	0.087	15:23:44.857
4 -	32.581	45.334	24.216	1:42.131 (3)	85.77	0.089	15:25:26.988
5 -	32.527	46.410	24.403	1:43.340	84.76	1.298	15:27:10.328
6 -	32.645	45.407	23.990	1:42.042 (1)	85.84		15:28:52.370

P8 833 E		Talan SKEELS-PIGGINS		Suzuki GSXR 750 - Talan Racing			
IDEAL LAP TIME : 1:45.063		BEST LAP TIME : 1:45.226		DIFFERENCE : 0.163			
LAP	SECTOR 1	SECTOR 2	SECTOR 3	LAP TIME	MPH	DIFF	TIME OF DAY
1 -			25.574	1:52.024	78.19	6.798	15:20:23.444
2 -	33.566	47.675	24.984	1:46.225	82.46	0.999	15:22:09.669
3 -	33.640	47.343	24.826	1:45.809 (3)	82.78	0.583	15:23:55.478
4 -	33.715	47.172	24.996	1:45.883	82.73	0.657	15:25:41.361
5 -	33.432	46.805	24.989	1:45.226 (1)	83.24		15:27:26.587
6 -	33.741	46.992	24.868	1:45.601 (2)	82.95	0.375	15:29:12.188

P9 46 E		Adrian DRAPER		Suzuki GSXR 750 - droopy racing uk			
IDEAL LAP TIME : 1:45.240		BEST LAP TIME : 1:45.288		DIFFERENCE : 0.048			
LAP	SECTOR 1	SECTOR 2	SECTOR 3	LAP TIME	MPH	DIFF	TIME OF DAY
1 -			25.390	1:52.382	77.94	7.094	15:20:23.802
2 -	33.804	47.539	25.195	1:46.538	82.22	1.250	15:22:10.340
3 -	33.609	47.272	25.141	1:46.022	82.62	0.734	15:23:56.362
4 -	33.425	47.027	25.213	1:45.665 (3)	82.90	0.377	15:25:42.027
5 -	33.314	47.018	24.956	1:45.288 (1)	83.19		15:27:27.315
6 -	33.266	47.234	25.085	1:45.585 (2)	82.96	0.297	15:29:12.900

P10 84		Ricardo BRANCO		Yamaha R6 - IMP Racing			
IDEAL LAP TIME : 1:38.958		BEST LAP TIME : 1:39.319		DIFFERENCE : 0.361			
LAP	SECTOR 1	SECTOR 2	SECTOR 3	LAP TIME	MPH	DIFF	TIME OF DAY
1 -		45.266	23.672	2:24.608	60.57	45.289	15:20:56.028
2 -	31.819	44.269	23.450	1:39.538 (3)	88.00	0.219	15:22:35.566
3 -	31.789	44.428	23.446	1:39.663	87.89	0.344	15:24:15.229
4 -	31.688	44.287	23.344	1:39.319 (1)	88.19		15:25:54.548
5 -	31.669	43.945	24.039	1:39.653	87.90	0.334	15:27:34.201
6 -	31.811	44.283	23.384	1:39.478 (2)	88.05	0.159	15:29:13.679

P11 54		Adam JAMISON		Yamaha R6 - Team AJR			
IDEAL LAP TIME : 1:38.087		BEST LAP TIME : 1:38.514		DIFFERENCE : 0.427			
LAP	SECTOR 1	SECTOR 2	SECTOR 3	LAP TIME	MPH	DIFF	TIME OF DAY
1 -		44.802	23.397	2:25.780	60.08	47.266	15:20:57.200
2 -	32.115	44.217	23.474	1:39.806	87.76	1.292	15:22:37.006
3 -	31.738	44.135	23.134	1:39.007 (2)	88.47	0.493	15:24:16.013
4 -	31.625	44.844	23.662	1:40.131	87.48	1.617	15:25:56.144
5 -	31.419	43.534	23.561	1:38.514 (1)	88.91		15:27:34.658
6 -	31.578	44.418	23.267	1:39.263 (3)	88.24	0.749	15:29:13.921

P12 52		Elliot FRICKER		Honda CBR600 - Petwise.org, S&S, Ride in Bike Tyres			
IDEAL LAP TIME : 1:38.623		BEST LAP TIME : 1:39.224		DIFFERENCE : 0.601			
LAP	SECTOR 1	SECTOR 2	SECTOR 3	LAP TIME	MPH	DIFF	TIME OF DAY
1 -		44.613	23.760	2:24.423	60.65	45.199	15:20:55.843
2 -	31.576	44.458	23.753	1:39.787	87.78	0.563	15:22:35.630
3 -	32.066	44.245	23.703	1:40.014	87.58	0.790	15:24:15.644
4 -	31.499	44.709	23.500	1:39.708 (3)	87.85	0.484	15:25:55.352
5 -	31.264	43.859	24.101	1:39.224 (1)	88.28		15:27:34.576
6 -	31.790	43.913	23.856	1:39.559 (2)	87.98	0.335	15:29:14.135

BMCRC - MRO Championships 2022 - Rnd 6 @ Brands Hatch GP

BMCRC Thunderbike Sport & Extreme

RACE 10 - SECTOR ANALYSIS



SECTOR 1 = FL to I1, SECTOR 2 = I1 to I2, SECTOR 3 = I2 to FL, DIFF = Difference To Personal Best Lap, P = Crossed Finish Line in Pit Lane, D = Time Disallowed

P13 48		Shaun WALLIS		Yamaha R6 - MBC Despatch Racing			
IDEAL LAP TIME : 1:39.135		BEST LAP TIME : 1:39.135		DIFFERENCE : 0.000			
LAP	SECTOR 1	SECTOR 2	SECTOR 3	LAP TIME	MPH	DIFF	TIME OF DAY
1 -		44.501	23.964	2:25.380	60.25	46.245	15:20:56.800
2 -	31.401	44.377	23.357	1:39.135 (1)	88.36		15:22:35.935
3 -	31.836	44.551	23.379	1:39.766 (2)	87.80	0.631	15:24:15.701
4 -	31.813	44.755	23.833	1:40.401	87.24	1.266	15:25:56.102
5 -	31.764	44.604	23.478	1:39.846 (3)	87.73	0.711	15:27:35.948
6 -	31.947	45.090	23.642	1:40.679	87.00	1.544	15:29:16.627

P14 292 R		Tommi CALDWELL		Yamaha YZF-R6 - DART Motorsport - California Superbike Schc			
IDEAL LAP TIME : 1:39.060		BEST LAP TIME : 1:39.320		DIFFERENCE : 0.260			
LAP	SECTOR 1	SECTOR 2	SECTOR 3	LAP TIME	MPH	DIFF	TIME OF DAY
1 -		44.407	24.067	2:25.237	60.31	45.917	15:20:56.657
2 -	32.436	44.340	23.491	1:40.267 (3)	87.36	0.947	15:22:36.924
3 -	31.677	43.987	23.656	1:39.320 (1)	88.19		15:24:16.244
4 -	31.874	45.055	23.989	1:40.918	86.80	1.598	15:25:57.162
5 -	31.582	44.894	23.769	1:40.245 (2)	87.38	0.925	15:27:37.407
6 -	32.113	45.403	24.345	1:41.861	85.99	2.541	15:29:19.268

P15 81		Malvern MAY		Honda CBR600RR - IMP racing			
IDEAL LAP TIME : 1:39.464		BEST LAP TIME : 1:39.579		DIFFERENCE : 0.115			
LAP	SECTOR 1	SECTOR 2	SECTOR 3	LAP TIME	MPH	DIFF	TIME OF DAY
1 -		44.764	24.020	2:25.914	60.03	46.335	15:20:57.334
2 -	32.193	44.399	23.761	1:40.353 (2)	87.29	0.774	15:22:37.687
3 -	31.440	44.284	23.855	1:39.579 (1)	87.96		15:24:17.266
4 -	32.088	45.199	23.933	1:41.220	86.54	1.641	15:25:58.486
5 -	32.071	44.780	23.740	1:40.591 (3)	87.08	1.012	15:27:39.077
6 -	32.708	45.579	24.141	1:42.428	85.52	2.849	15:29:21.505

P16 43		Colin WALKEY		Kawasaki ZX6R G2 - ELP Racing			
IDEAL LAP TIME : 1:40.729		BEST LAP TIME : 1:41.486		DIFFERENCE : 0.757			
LAP	SECTOR 1	SECTOR 2	SECTOR 3	LAP TIME	MPH	DIFF	TIME OF DAY
1 -		45.253	23.620	2:26.456	59.81	44.970	15:20:57.876
2 -	32.386	44.778	24.388	1:41.552 (2)	86.25	0.066	15:22:39.428
3 -	32.680	45.180	24.324	1:42.184 (3)	85.72	0.698	15:24:21.612
4 -	32.383	45.286	23.817	1:41.486 (1)	86.31		15:26:03.098
5 -	32.488	45.559	24.322	1:42.369	85.57	0.883	15:27:45.467
6 -	32.331	46.166	24.133	1:42.630	85.35	1.144	15:29:28.097

P17 171 E		Daniel GIBBS		Suzuki GSXR 750 Y - Thomas Racing			
IDEAL LAP TIME : 1:48.757		BEST LAP TIME : 1:49.227		DIFFERENCE : 0.470			
LAP	SECTOR 1	SECTOR 2	SECTOR 3	LAP TIME	MPH	DIFF	TIME OF DAY
1 -			25.642	1:54.869	76.25	5.642	15:20:26.289
2 -	34.870	49.232	25.694	1:49.796 (2)	79.78	0.569	15:22:16.085
3 -	36.776	48.921	25.659	1:51.356	78.66	2.129	15:24:07.441
4 -	35.479	49.122	25.555	1:50.156	79.52	0.929	15:25:57.597
5 -	35.214	48.414	25.599	1:49.227 (1)	80.19		15:27:46.824
6 -	34.788	49.226	26.010	1:50.024 (3)	79.61	0.797	15:29:36.848

P18 25		Harrison DAY		Yamaha R6 -			
IDEAL LAP TIME : 1:42.126		BEST LAP TIME : 1:42.525		DIFFERENCE : 0.399			
LAP	SECTOR 1	SECTOR 2	SECTOR 3	LAP TIME	MPH	DIFF	TIME OF DAY
1 -		46.045	24.252	2:29.425	58.62	46.900	15:21:00.845
2 -	32.892	45.653	24.385	1:42.930 (2)	85.10	0.405	15:22:43.775
3 -	32.808	46.035	24.516	1:43.359	84.75	0.834	15:24:27.134
4 -	33.343	45.621	24.171	1:43.135 (3)	84.93	0.610	15:26:10.269
5 -	32.474	45.585	24.466	1:42.525 (1)	85.44		15:27:52.794
6 -	32.370	46.066	25.706	1:44.142	84.11	1.617	15:29:36.936

BMCRC - MRO Championships 2022 - Rnd 6 @ Brands Hatch GP

BMCRC Thunderbike Sport & Extreme

RACE 10 - SECTOR ANALYSIS



SECTOR 1 = FL to I1, SECTOR 2 = I1 to I2, SECTOR 3 = I2 to FL, DIFF = Difference To Personal Best Lap, P = Crossed Finish Line in Pit Lane, D = Time Disallowed

P19 139		Rob MARLEY		Honda CBR600F3 - PearTree Racing			
IDEAL LAP TIME : 1:43.214		BEST LAP TIME : 1:43.722		DIFFERENCE : 0.508			
LAP	SECTOR 1	SECTOR 2	SECTOR 3	LAP TIME	MPH	DIFF	TIME OF DAY
1 -		46.137	24.696	2:28.878	58.83	45.156	15:21:00.298
2 -	32.945	45.919	24.858	1:43.722 (1)	84.45		15:22:44.020
3 -	33.805	46.335	24.664	1:44.804	83.58	1.082	15:24:28.824
4 -	33.285	46.710	24.377	1:44.372 (3)	83.92	0.650	15:26:13.196
5 -	33.070	46.912	24.350	1:44.332 (2)	83.96	0.610	15:27:57.528
6 -	33.010	47.052	25.161	1:45.223	83.25	1.501	15:29:42.751

P20 71		Colin CLUNE		Suzuki SV650 -			
IDEAL LAP TIME : 1:44.564		BEST LAP TIME : 1:44.725		DIFFERENCE : 0.161			
LAP	SECTOR 1	SECTOR 2	SECTOR 3	LAP TIME	MPH	DIFF	TIME OF DAY
1 -		46.906	24.825	2:30.255	58.29	45.530	15:21:01.675
2 -	33.008	46.731	24.986	1:44.725 (1)	83.64		15:22:46.400
3 -	33.361	47.324	25.314	1:45.999	82.64	1.274	15:24:32.399
4 -	33.210	46.940	25.151	1:45.301 (2)	83.18	0.576	15:26:17.700
5 -	33.322	46.990	25.143	1:45.455 (3)	83.06	0.730	15:28:03.155
6 -	33.042	47.007	25.423	1:45.472	83.05	0.747	15:29:48.627

P21 19		Michael REGAN		Yamaha YZF-R6 - North weald motorcycles			
IDEAL LAP TIME : 1:43.966		BEST LAP TIME : 1:44.054		DIFFERENCE : 0.088			
LAP	SECTOR 1	SECTOR 2	SECTOR 3	LAP TIME	MPH	DIFF	TIME OF DAY
1 -		47.813	24.953	2:32.927	57.28	48.873	15:21:04.347
2 -	33.823	47.737	24.814	1:46.374 (3)	82.34	2.320	15:22:50.721
3 -	36.574	48.235	24.945	1:49.754	79.81	5.700	15:24:40.475
4 -	34.417	47.659	24.780	1:46.856	81.97	2.802	15:26:27.331
5 -	33.549	47.650	24.286	1:45.485 (2)	83.04	1.431	15:28:12.816
6 -	33.181	46.499	24.374	1:44.054 (1)	84.18		15:29:56.870

P22 75		Stewart MAY		Honda CBR600F3 - Powered by Bacon			
IDEAL LAP TIME : 1:45.680		BEST LAP TIME : 1:45.761		DIFFERENCE : 0.081			
LAP	SECTOR 1	SECTOR 2	SECTOR 3	LAP TIME	MPH	DIFF	TIME OF DAY
1 -		47.966	25.411	2:33.699	56.99	47.938	15:21:05.119
2 -	34.079	47.530	25.574	1:47.183	81.72	1.422	15:22:52.302
3 -	33.971	47.894	25.139	1:47.004 (3)	81.86	1.243	15:24:39.306
4 -	33.890	48.173	25.000	1:47.063	81.81	1.302	15:26:26.369
5 -	34.085	47.430	24.875	1:46.390 (2)	82.33	0.629	15:28:12.759
6 -	33.921	46.915	24.925	1:45.761 (1)	82.82		15:29:58.520

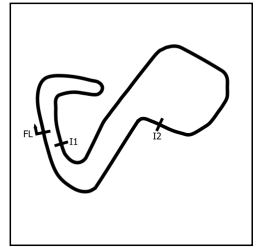
P23 85		Andrew KITE		Ducati 749 - Red Rebel Racing			
IDEAL LAP TIME : 1:45.760		BEST LAP TIME : 1:46.005		DIFFERENCE : 0.245			
LAP	SECTOR 1	SECTOR 2	SECTOR 3	LAP TIME	MPH	DIFF	TIME OF DAY
1 -		49.469	26.037	2:38.592	55.23	52.587	15:21:10.012
2 -	35.549	48.343	25.815	1:49.707	79.84	3.702	15:22:59.719
3 -	34.788	48.263	25.042	1:48.093 (3)	81.03	2.088	15:24:47.812
4 -	34.807	49.047	25.064	1:48.918	80.42	2.913	15:26:36.730
5 -	34.549	47.333	25.398	1:47.280 (2)	81.65	1.275	15:28:24.010
6 -	33.590	47.578	24.837	1:46.005 (1)	82.63		15:30:10.015

P24 34 R		Sean COOKNEY		Yamaha R6 - S34N Racing			
IDEAL LAP TIME : 1:46.680		BEST LAP TIME : 1:47.046		DIFFERENCE : 0.366			
LAP	SECTOR 1	SECTOR 2	SECTOR 3	LAP TIME	MPH	DIFF	TIME OF DAY
1 -		49.804	25.860	2:37.742	55.53	50.696	15:21:09.162
2 -	34.642	49.367	25.711	1:49.720	79.83	2.674	15:22:58.882
3 -	34.905	48.473	25.182	1:48.560 (3)	80.69	1.514	15:24:47.442
4 -	34.171	49.577	25.051	1:48.799	80.51	1.753	15:26:36.241
5 -	33.972	48.140	24.963	1:47.075 (2)	81.81	0.029	15:28:23.316
6 -	33.973	47.745	25.328	1:47.046 (1)	81.83		15:30:10.362

BMCRC - MRO Championships 2022 - Rnd 6 @ Brands Hatch GP

BMCRC Thunderbike Sport & Extreme

RACE 10 - SECTOR ANALYSIS



SECTOR 1 = FL to I1, SECTOR 2 = I1 to I2, SECTOR 3 = I2 to FL, DIFF = Difference To Personal Best Lap, P = Crossed Finish Line in Pit Lane, D = Time Disallowed

P25 49		Oli CHAYTOR		Yamaha R6 - PearTree Racing			
IDEAL LAP TIME : 1:47.018		BEST LAP TIME : 1:47.051		DIFFERENCE : 0.033			
LAP	SECTOR 1	SECTOR 2	SECTOR 3	LAP TIME	MPH	DIFF	TIME OF DAY
1 -		49.058	26.024	2:36.853	55.84	49.802	15:21:08.273
2 -	34.872	48.646	25.516	1:49.034 (3)	80.34	1.983	15:22:57.307
3 -	35.217	48.712	25.721	1:49.650	79.88	2.599	15:24:46.957
4 -	35.840	48.753	24.817	1:49.410	80.06	2.359	15:26:36.367
5 -	35.077	47.964	25.216	1:48.257 (2)	80.91	1.206	15:28:24.624
6 -	34.520	47.681	24.850	1:47.051 (1)	81.82		15:30:11.675

P26 91		James NEAL		Suzuki SV650 SUPERTWIN - LR Images/Anglia Aviation			
IDEAL LAP TIME : 1:47.786		BEST LAP TIME : 1:47.786		DIFFERENCE : 0.000			
LAP	SECTOR 1	SECTOR 2	SECTOR 3	LAP TIME	MPH	DIFF	TIME OF DAY
1 -		50.357	26.049	2:37.437	55.64	49.651	15:21:08.857
2 -	34.690	50.164	25.762	1:50.616	79.19	2.830	15:22:59.473
3 -	34.764	49.253	25.925	1:49.942	79.67	2.156	15:24:49.415
4 -	34.099	49.146	25.667	1:48.912 (3)	80.43	1.126	15:26:38.327
5 -	33.729	48.719	25.684	1:48.132 (2)	81.01	0.346	15:28:26.459
6 -	33.656	48.463	25.667	1:47.786 (1)	81.27		15:30:14.245

P27 624		Matthew FEDRICK		Yamaha R6 - Matthew Fedrick farriers ltd/ Palmer Race Skool			
IDEAL LAP TIME : 1:39.039		BEST LAP TIME : 1:39.375		DIFFERENCE : 0.336			
LAP	SECTOR 1	SECTOR 2	SECTOR 3	LAP TIME	MPH	DIFF	TIME OF DAY
1 -		44.536	23.743	2:24.136	60.77	44.761	15:20:55.556
2 -	31.665	44.338	23.536	1:39.539 (3)	88.00	0.164	15:22:35.095
3 -	31.632	43.969	23.774	1:39.375 (1)	88.14		15:24:14.470
4 -	31.534	44.376	23.587	1:39.497 (2)	88.04	0.122	15:25:53.967
5 -	31.657	44.136	25.933	1:41.726	86.11	2.351	15:27:35.693
6 -	40.463	1:01.976	56.229	2:38.668	55.20	59.293	15:30:14.361

P28 737		Vincent LEWIN		Honda CBR600F3 - VINITWINRACING.CO.UK			
IDEAL LAP TIME : 1:47.467		BEST LAP TIME : 1:47.802		DIFFERENCE : 0.335			
LAP	SECTOR 1	SECTOR 2	SECTOR 3	LAP TIME	MPH	DIFF	TIME OF DAY
1 -		49.837	25.954	2:38.179	55.37	50.377	15:21:09.599
2 -	36.078	49.148	25.514	1:50.740	79.10	2.938	15:23:00.339
3 -	35.902	49.165	26.114	1:51.181	78.78	3.379	15:24:51.520
4 -	35.025	48.841	25.630	1:49.496 (3)	80.00	1.694	15:26:41.016
5 -	34.641	47.970	25.191	1:47.802 (1)	81.25		15:28:28.818
6 -	34.306	47.976	25.520	1:47.802 (1)	81.25		15:30:16.620

P29 90 R		Marco STRILLOZZI		Yamaha R6 - KLUAPP.COM			
IDEAL LAP TIME : 1:46.483		BEST LAP TIME : 1:47.850		DIFFERENCE : 1.367			
LAP	SECTOR 1	SECTOR 2	SECTOR 3	LAP TIME	MPH	DIFF	TIME OF DAY
1 -		1:02.392	26.242	2:48.546	51.97	1:00.696	15:21:19.966
2 -	35.122	50.472	25.462	1:51.056	78.87	3.206	15:23:11.022
3 -	33.933	49.741	25.080	1:48.754 (3)	80.54	0.904	15:24:59.776
4 -	34.275	49.007	24.962	1:48.244 (2)	80.92	0.394	15:26:48.020
5 -	34.102	47.588	26.160	1:47.850 (1)	81.22		15:28:35.870

P30 689		David TREVEIL		Yamaha YZF-R6 -			
IDEAL LAP TIME : 1:50.620		BEST LAP TIME : 1:50.620		DIFFERENCE : 0.000			
LAP	SECTOR 1	SECTOR 2	SECTOR 3	LAP TIME	MPH	DIFF	TIME OF DAY
1 -		51.774	26.627	2:42.874	53.78	52.254	15:21:14.294
2 -	35.889	50.867	25.816	1:52.572 (3)	77.81	1.952	15:23:06.866
3 -	35.350	50.391	26.051	1:51.792 (2)	78.35	1.172	15:24:58.658
4 -	36.992	49.951	26.019	1:52.962	77.54	2.342	15:26:51.620
5 -	35.119	49.785	25.716	1:50.620 (1)	79.18		15:28:42.240

BMCRC - MRO Championships 2022 - Rnd 6 @ Brands Hatch GP

BMCRC Thunderbike Sport & Extreme

RACE 10 - SECTOR ANALYSIS



SECTOR 1 = FL to I1, SECTOR 2 = I1 to I2, SECTOR 3 = I2 to FL, DIFF = Difference To Personal Best Lap, P = Crossed Finish Line in Pit Lane, D = Time Disallowed

P31 63		Robert BUSH		Suzuki GSXR 600 - Legacy Racing			
IDEAL LAP TIME : 1:57.787		BEST LAP TIME : 1:58.795		DIFFERENCE : 1.008			
LAP	SECTOR 1	SECTOR 2	SECTOR 3	LAP TIME	MPH	DIFF	TIME OF DAY
1 -		53.689	27.021	2:46.631	52.57	47.836	15:21:18.051
2 -	37.077	54.631	27.087	1:58.795 (1)	73.73		15:23:16.846
3 -	37.595	54.260	27.289	1:59.144 (3)	73.52	0.349	15:25:15.990
4 -	37.765	54.459	27.087	1:59.311	73.42	0.516	15:27:15.301
5 -	37.299	54.050	27.447	1:58.796 (2)	73.73	0.001	15:29:14.097

P32 17		Karie HENLY		Honda CBR600 RR - Thomas Racing			
IDEAL LAP TIME : 2:00.866		BEST LAP TIME : 2:02.343		DIFFERENCE : 1.477			
LAP	SECTOR 1	SECTOR 2	SECTOR 3	LAP TIME	MPH	DIFF	TIME OF DAY
1 -		54.686	28.017	2:50.129	51.48	47.786	15:21:21.549
2 -	38.163	55.406	28.774	2:02.343 (1)	71.60		15:23:23.892
3 -	39.838	56.257	28.893	2:04.988 (3)	70.08	2.645	15:25:28.880
4 -	39.951	55.852	28.738	2:04.541 (2)	70.33	2.198	15:27:33.421
5 -	39.538	57.108	28.620	2:05.266	69.92	2.923	15:29:38.687

P33 69		Tony RUSSO		Yamaha R6 - Wymark Lubricants			
IDEAL LAP TIME : 1:41.255		BEST LAP TIME : 1:41.589		DIFFERENCE : 0.334			
LAP	SECTOR 1	SECTOR 2	SECTOR 3	LAP TIME	MPH	DIFF	TIME OF DAY
1 -		46.408	24.168	2:30.233	58.30	48.644	15:21:01.653
2 -	32.748	45.327	24.377	1:42.452 (2)	85.50	0.863	15:22:44.105
3 -	32.741	45.996	24.420	1:43.157 (3)	84.91	1.568	15:24:27.262
4 -	32.680	45.116	23.793	1:41.589 (1)	86.22		15:26:08.851

BMCRC - MRO Championships 2022 - Rnd 6 @ Brands Hatch GP

BMCRC Thunderbike Sport & Extreme

RACE 10 - BEST SECTORS

SECTOR 1			SECTOR 2			SECTOR 3			IDEAL / BEST COMPARISON						
POS	NO	NAME	TIME	NO	NAME	TIME	NO	NAME	TIME	POS	NO	NAME	IDEAL	BEST	DIFF
													PERFECT LAP	1:37.498	
1	51	HOGARTH	31.086	54	JAMISON	43.534	117	STAGG	22.878	1	117	STAGG	1:37.819	1:38.160	0.341
2	52	FRICKER	31.264	117	STAGG	43.649	129	CRIPPS	23.041	2	54	JAMISON	1:38.087	1:38.514	0.427
3	117	STAGG	31.292	77	MAY	43.722	77	MAY	23.080	3	77	MAY	1:38.244	1:38.459	0.215
4	129	CRIPPS	31.323	52	FRICKER	43.859	51	HOGARTH	23.102	4	129	CRIPPS	1:38.397	1:38.472	0.075
5	48	WALLIS	31.401	84	BRANCO	43.945	54	JAMISON	23.134	5	51	HOGARTH	1:38.399	1:38.936	0.537
6	54	JAMISON	31.419	624	FEDRICK	43.969	84	BRANCO	23.344	6	52	FRICKER	1:38.623	1:39.224	0.601
7	81	MAY	31.440	292	CALDWELL	43.987	48	WALLIS	23.357	7	84	BRANCO	1:38.958	1:39.319	0.361
8	77	MAY	31.442	129	CRIPPS	44.033	119	HEALEY	23.458	8	624	FEDRICK	1:39.039	1:39.375	0.336
9	624	FEDRICK	31.534	51	HOGARTH	44.211	292	CALDWELL	23.491	9	292	CALDWELL	1:39.060	1:39.320	0.260
10	292	CALDWELL	31.582	81	MAY	44.284	52	FRICKER	23.500	10	48	WALLIS	1:39.135	1:39.135	0.000
11	84	BRANCO	31.669	48	WALLIS	44.377	624	FEDRICK	23.536	11	81	MAY	1:39.464	1:39.579	0.115
12	119	HEALEY	32.151	43	WALKEY	44.778	43	WALKEY	23.620	12	43	WALKEY	1:40.729	1:41.486	0.757
13	6	FIRTH	32.302	6	FIRTH	45.045	81	MAY	23.740	13	6	FIRTH	1:41.091	1:41.097	0.006
14	43	WALKEY	32.331	69	RUSSO	45.116	6	FIRTH	23.744	14	69	RUSSO	1:41.255	1:41.589	0.334
15	69	RUSSO	32.346	14	KILLWORTH	45.295	69	RUSSO	23.793	15	119	HEALEY	1:41.299	1:41.616	0.317
16	25	DAY	32.370	25	DAY	45.585	14	KILLWORTH	23.990	16	14	KILLWORTH	1:41.812	1:42.042	0.230
17	14	KILLWORTH	32.527	119	HEALEY	45.690	25	DAY	24.171	17	25	DAY	1:42.126	1:42.525	0.399
18	139	MARLEY	32.945	139	MARLEY	45.919	19	REGAN	24.286	18	139	MARLEY	1:43.214	1:43.722	0.508
19	71	CLUNE	33.008	19	REGAN	46.499	139	MARLEY	24.350	19	19	REGAN	1:43.966	1:44.054	0.088
20	19	REGAN	33.181	71	CLUNE	46.731	49	CHAYTOR	24.817	20	71	CLUNE	1:44.564	1:44.725	0.161
21	46	DRAPER	33.266	833	SKEELS-PIGGINS	46.805	71	CLUNE	24.825	21	833	SKEELS-PIGGINS	1:45.063	1:45.226	0.163
22	833	SKEELS-PIGGINS	33.432	75	MAY	46.915	833	SKEELS-PIGGINS	24.826	22	46	DRAPER	1:45.240	1:45.288	0.048
23	85	KITE	33.590	46	DRAPER	47.018	85	KITE	24.837	23	75	MAY	1:45.680	1:45.761	0.081
24	91	NEAL	33.656	85	KITE	47.333	75	MAY	24.875	24	85	KITE	1:45.760	1:46.005	0.245
25	75	MAY	33.890	90	STRILLOZZI	47.588	46	DRAPER	24.956	25	90	STRILLOZZI	1:46.483	1:47.850	1.367
26	90	STRILLOZZI	33.933	49	CHAYTOR	47.681	90	STRILLOZZI	24.962	26	34	COOKNEY	1:46.680	1:47.046	0.366
27	34	COOKNEY	33.972	34	COOKNEY	47.745	34	COOKNEY	24.963	27	49	CHAYTOR	1:47.018	1:47.051	0.033
28	737	LEWIN	34.306	737	LEWIN	47.970	737	LEWIN	25.191	28	737	LEWIN	1:47.467	1:47.802	0.335
29	49	CHAYTOR	34.520	171	GIBBS	48.414	171	GIBBS	25.555	29	91	NEAL	1:47.786	1:47.786	0.000
30	171	GIBBS	34.788	91	NEAL	48.463	91	NEAL	25.667	30	171	GIBBS	1:48.757	1:49.227	0.470
31	689	TREVEIL	35.119	689	TREVEIL	49.785	689	TREVEIL	25.716	31	689	TREVEIL	1:50.620	1:50.620	0.000
32	63	BUSH	37.077	63	BUSH	53.689	63	BUSH	27.021	32	63	BUSH	1:57.787	1:58.795	1.008
33	17	HENLY	38.163	17	HENLY	54.686	17	HENLY	28.017	33	17	HENLY	2:00.866	2:02.343	1.477

BMCRC - MRO Championships 2022 - Rnd 6 @ Brands Hatch GP

BMCRC Thunderbike Sport & Extreme

RACE 10 - STATISTICS

Competitors Started 33
Planned Start 2022-07-16 @ 15:20:00.000
Actual Start 2022-07-16 @ 15:18:31.419
Finish Time 2022-07-16 @ 15:28:30.559
Track Length 2.4332mi.
Total Laps 192
Total Distance Covered 467.1916mi.

Session Fastest Lap History

NO	CL	NAME	LAP TIME	TIME OF DAY	LAP	VEHICLE
77	E	David MAY	1:38.459	15:21:52.807	2	Suzuki GSXR 750 K1
117	E	Raymond STAGG	1:38.160	15:26:52.791	5	Suzuki GSXR 750

Session Leader History

NO	CL	NAME	FROM LAP	LAPS LED	DISTANCE	VEHICLE
77	E	David MAY	1	6	14.59 miles	Suzuki GSXR 750 K1

Flag History

TYPE	TIME OF DAY
GREEN	15:18:31.419
FINISH	15:28:30.559

Flag Statistics

TYPE	COUNT	TOTAL LAPS	TOTAL TIME
Green	1	6	11:54.895
Red	0	0	0.000
Safety Car	0	0	0.000
FCY	0	0	0.000

BMCRC - MRO Championships 2022 - Rnd 6 @ Brands Hatch GP

BMCRC Thunderbike Sport & Extreme

RACE 10 - STATISTICS

CLASS : E

10 Starters

Fastest Lap History

NO	NAME	LAP TIME	TIME OF DAY	LAP	VEHICLE
77	David MAY	1:38.459	15:21:52.807	2	Suzuki GSXR 750 K1
117	Raymond STAGG	1:38.160	15:26:52.791	5	Suzuki GSXR 750

Leader History

NO	NAME	FROM LAP	LAPS LED	DISTANCE	VEHICLE
77	David MAY	1	6	14.59 miles	Suzuki GSXR 750 K1

BMCRC - MRO Championships 2022 - Rnd 6 @ Brands Hatch GP

BMCRC Thunderbike Sport & Extreme

RACE 10 - STATISTICS

CLASS :

20 Starters

Fastest Lap History

NO	NAME	LAP TIME	TIME OF DAY	LAP	VEHICLE
624	Matthew FEDRICK	1:39.539	15:22:35.119	2	Yamaha R6
84	Ricardo BRANCO	1:39.538	15:22:35.589	2	Yamaha R6
48	Shaun WALLIS	1:39.135	15:22:35.945	2	Yamaha R6
54	Adam JAMISON	1:39.007	15:24:16.023	3	Yamaha R6
54	Adam JAMISON	1:38.514	15:27:34.658	5	Yamaha R6

Leader History

NO	NAME	FROM LAP	LAPS LED	DISTANCE	VEHICLE
624	Matthew FEDRICK	1	4	9.73 miles	Yamaha R6
84	Ricardo BRANCO	5	2	4.86 miles	Yamaha R6

BMCRC - MRO Championships 2022 - Rnd 6 @ Brands Hatch GP

BMCRC Thunderbike Sport & Extreme

RACE 10 - STATISTICS

CLASS : R

3 Starters

Fastest Lap History

NO	NAME	LAP TIME	TIME OF DAY	LAP	VEHICLE
292	Tommi CALDWELL	1:40.267	15:22:36.935	2	Yamaha YZF-R6
292	Tommi CALDWELL	1:39.320	15:24:16.254	3	Yamaha YZF-R6

Leader History

NO	NAME	FROM LAP	LAPS LED	DISTANCE	VEHICLE
292	Tommi CALDWELL	1	6	14.59 miles	Yamaha YZF-R6

BMCRC - MRO Championships 2022 - Rnd 6 @ Brands Hatch GP

BMCRC Thunderbike Sport & Extreme

RACE 19 - GRID (6 Laps)

ROW 14	42		41	116 Gareth FAITH	40	138 Craig JARMIN	
ROW 13		39	56 Phil MARSH	38	17 Karie HENLY	37	63 Robert BUSH
ROW 12		36	689 David TREVEIL	35	90 Marco STRILLOZZI	34	737 Vincent LEWIN
ROW 11		33	91 James NEAL	32	49 Oli CHAYTOR	31	34 Sean COOKNEY
ROW 10		30	85 Andrew KITE	29	75 Stewart MAY	28	71 Colin CLUNE
ROW 9		27	19 Michael REGAN	26	139 Rob MARLEY	25	25 Harrison DAY
ROW 8		24	69 Tony RUSSO	23	43 Colin WALKEY	22	81 Malvern MAY
ROW 7		21	624 Matthew FEDRICK	20	292 Tommi CALDWELL	19	84 Ricardo BRANCO
ROW 6		18	52 Elliot FRICKER	17	48 Shaun WALLIS	16	54 Adam JAMISON
ROW 5		15		14		13	
ROW 4		12	833 Talan SKEELS-PIGGINS	11	28 David SPENCER	10	240 Andy SCANLON
ROW 3		9	171 Daniel GIBBS	8	46 Adrian DRAPER	7	14 Nick KILLWORTH
ROW 2		6	119 Simon HEALEY	5	6 Andrew FIRTH	4	51 Michael HOGARTH
ROW 1		3	129 Derek CRIPPS	2	77 David MAY	1	117 Raymond STAGG
Pole							

Brands Hatch GP: 2.4332 miles

These results are provisional until the conclusion of any judicial and technical matters.

Clerk Of Course :	Stewards :	Timekeeper : <i>Craig Smith</i>
-------------------	------------	------------------------------------

Results can be found at www.tsl-timing.com

Printed - 16:12 Saturday, 16 July 2022



BMCRC - MRO Championships 2022 - Rnd 6 @ Brands Hatch GP



BMCRC Thunderbike Sport & Extreme

RACE 19 - CLASSIFICATION

POS	NO	CL	PIC NAME	ENTRY	LAPS	TIME	GAP	DIFF	MPH	BEST	ON
1	77	E	1 David MAY	Suzuki GSXR 750 K1 - ELP Racing	6	9:57.497			87.96	1:38.196	3
2	117	E	2 Raymond STAGG	Suzuki GSXR 750 -	6	9:57.580	0.083	0.083	87.95	1:38.001	4
3	51	E	3 Michael HOGARTH	Honda SP1 RC-51 - WHR Racing	6	10:06.472	8.975	8.892	86.66	1:39.429	2
4	129	E	4 Derek CRIPPS	Yamaha R1 - Kelly Cripps - Team FBR	6	10:14.455	16.958	7.983	85.53	1:38.487	4
5	6	E	5 Andrew FIRTH	Yamaha YZF-R1 - LTRmotorcycles.co.uk / Palmer	6	10:22.384	24.887	7.929	84.44	1:42.435	2
6	119	E	6 Simon HEALEY	Yamaha R1 - Popular Tyres Ltd / Pro Parts Ltd	6	10:23.029	25.532	0.645	84.36	1:41.896	6
7	14	E	7 Nick KILLWORTH	Aprillia RSV MILLE - Bk racing/ Rabbit	6	10:23.725	26.228	0.696	84.26	1:42.318	6
8	46	E	8 Adrian DRAPER	Suzuki GSXR 750 - droopy racing uk	6	10:40.160	42.663	16.435	82.10	1:45.469	6
9	84		1 Ricardo BRANCO	Yamaha R6 - IMP Racing	6	10:43.072	45.575	2.912	81.73	1:38.653	3
10	54		2 Adam JAMISON	Yamaha R6 - Team AJR	6	10:43.301	45.804	0.229	81.70	1:38.588	2
11	52		3 Elliot FRICKER	Honda CBR600 - Petwise.org, S&S, Ride in Bike Tj	6	10:43.533	46.036	0.232	81.67	1:38.695	4
12	48		4 Shaun WALLIS	Yamaha R6 - MBC Despatch Racing	6	10:45.051	47.554	1.518	81.48	1:38.412	3
13	833	E	9 Talan SKEELS-PIGGINS	Suzuki GSXR 750 - Talan Racing	6	10:53.367	55.870	8.316	80.44	1:46.819	3
14	292	R	1 Tommi CALDWELL	Yamaha YZF-R6 - DART Motorsport - California Suj	6	10:53.419	55.922	0.052	80.43	1:40.114	4
15	81		5 Malvern MAY	Honda CBR600RR - IMP racing	6	10:55.011	57.514	1.592	80.24	1:40.066	4
16	43		6 Colin WALKEY	Kawasaki ZX6R G2 - ELP Racing	6	11:02.069	1:04.572	7.058	79.38	1:41.056	3
17	171	E	10 Daniel GIBBS	Suzuki GSXR 750 Y - Thomas Racing	6	11:03.535	1:06.038	1.466	79.21	1:48.985	6
18	25		7 Harrison DAY	Yamaha R6 -	6	11:09.777	1:12.280	6.242	78.47	1:41.646	6
19	139		8 Rob MARLEY	Honda CBR600F3 - PearTree Racing	6	11:09.862	1:12.365	0.085	78.46	1:42.909	4
20	19		9 Michael REGAN	Yamaha YZF-R6 - North weald motorcycles	6	11:14.111	1:16.614	4.249	77.96	1:43.398	5
21	71		10 Colin CLUNE	Suzuki SV650 -	6	11:26.077	1:28.580	11.966	76.60	1:45.480	5
22	34	R	2 Sean COOKNEY	Yamaha R6 - S34N Racing	6	11:35.449	1:37.952	9.372	75.57	1:46.668	2
23	85		11 Andrew KITE	Ducati 749 - Red Rebel Racing	6	11:37.628	1:40.131	2.179	75.33	1:45.035	6
24	69		12 Tony RUSSO	Yamaha R6 - Wymark Lubricants	6	11:40.465	1:42.968	2.837	75.03	1:46.575	6
25	91		13 James NEAL	Suzuki SV650 SUPERTWIN - LR Images/Anglia Avi	6	11:42.605	1:45.108	2.140	74.80	1:47.237	5
26	90	R	3 Marco STRILLOZZI	Yamaha R6 - KLUAPP.COM	6	11:43.160	1:45.663	0.555	74.74	1:46.234	6
27	689		14 David TREVEIL	Yamaha YZF-R6 -	5	10:04.999	1 Lap	1 Lap	72.39	1:49.144	4
28	737		15 Vincent LEWIN	Honda CBR600F3 - VINITWINRACING.CO.UK	5	10:09.694	1 Lap	4.695	71.83	1:50.141	2
29	63		16 Robert BUSH	Suzuki GSXR 600 - Legacy Racing	5	10:35.050	1 Lap	25.356	68.96	1:55.241	2
30	17		17 Karie HENLY	Honda CBR600 RR - Thomas Racing	5	11:09.679	1 Lap	34.629	65.40	2:01.598	4

NOT CLASSIFIED

DNF	75		Stewart MAY	Honda CBR600F3 - Powered by Bacon	4	7:54.208	2 Laps	1 Lap	73.89	1:45.942	3
DNF	49		Oli CHAYTOR	Yamaha R6 - PearTree Racing	4	8:07.357	2 Laps	13.149	71.89	1:49.022	3

NOT STARTED

NS	240	E	Andy SCANLON	Ducati 996 - hel, Continental, Dads wallet
NS	624		Matthew FEDRICK	Yamaha R6 - Matthew Fedrick farriers ltd/ Palmer R

FASTEST LAP

117	E	Raymond STAGG	Suzuki GSXR 750 -	4	1:38.001	89.38 mph	143.85 kph
48		Shaun WALLIS	Yamaha R6 - MBC Despatch Racing	3	1:38.412	89.01 mph	143.25 kph
292	R	Tommi CALDWELL	Yamaha YZF-R6 - DART Motorsport - California Suj	4	1:40.114	87.49 mph	140.81 kph

Class E - 92.5% of Race Speed = 81.36 mph
 Class - 92.5% of Race Speed = 75.60 mph
 Class R - 92.5% of Race Speed = 74.39 mph

Race Distance: 6 Laps / 14.59 miles
 Brands Hatch GP: 2.4332 miles
 Date: 16/07/2022 Start: 18:07 Finish: 18:17

Weather / Track : Sunny / Dry

These results are provisional until the conclusion of any judicial and technical matters.

Clerk Of Course :	Stewards :	Timekeeper : <i>Craig Smith</i>
-------------------	------------	------------------------------------

Results can be found at www.tsl-timing.com

Printed - 18:26 Saturday, 16 July 2022



BMCRC - MRO Championships 2022 - Rnd 6 @ Brands Hatch GP

BMCRC Thunderbike Sport & Extreme

RACE 19 - LAP CHART

LAP 1 @ 18:09:24.024

NO	BEHIND	LAP TIME
77		1:44.005
117	0.551	1:44.556
129	0.735	1:44.740
51	2.017	1:46.022
119	3.500	1:47.505
14	3.715	1:47.720
6	4.668	1:48.673
46	6.811	1:50.816
833	9.904	1:53.909
171	11.561	1:55.566
54	43.464	2:27.469
52	43.886	2:27.891
48	44.055	2:28.060
84	44.441	2:28.446
81	45.425	2:29.430
292	45.529	2:29.534
43	47.603	2:31.608
139	49.057	2:33.062
19	49.452	2:33.457
25	49.912	2:33.917
75	51.108	2:35.113
34	51.262	2:35.267
71	52.871	2:36.876
49	55.042	2:39.047
69	55.574	2:39.579
91	56.973	2:40.978
85	57.098	2:41.103
737	58.536	2:42.541
689	1:00.248	2:44.253
90	1:00.621	2:44.626
63	1:03.223	2:47.228
17	1:12.339	2:56.344

90	1:11.577	1:49.379
689	1:12.982	1:51.157
63	1:20.041	1:55.241
17	1:36.353	2:02.437

85	1:27.453	1:48.282
69	1:27.828	1:48.839
49	1:28.193	1:49.816
91	1:28.533	1:47.887
90	1:30.428	1:47.342
737	1:35.449	1:51.366
689	1:36.019	1:49.144

71	1:28.580	1:45.709
34	1:37.952	1:47.605
85	1:40.131	1:45.035
69	1:42.968	1:46.575
91	1:45.108	1:47.671
90	1:45.663	1:46.234

LAP 3 @ 18:12:40.643

NO	BEHIND	LAP TIME
77		1:38.196
129	1.295	1:38.674
117	1.406	1:39.168
51	4.295	1:39.468
6	13.113	1:42.629
119	13.570	1:44.063
14	14.057	1:43.744
46	21.763	1:45.949
833	30.237	1:46.819
171	35.458	1:49.915
54	44.110	1:38.677
84	45.387	1:38.653
52	45.995	1:39.177
48	46.046	1:38.412
292	50.011	1:40.577
81	50.424	1:40.447
43	53.221	1:41.056
139	59.519	1:43.211
19	1:02.012	1:44.866
25	1:02.407	1:44.215
75	1:07.229	1:45.942
71	1:08.046	1:45.835
34	1:10.513	1:49.202
49	1:16.917	1:49.022
69	1:17.529	1:49.019
85	1:17.711	1:48.039
91	1:19.186	1:49.997
90	1:21.626	1:48.245
737	1:22.623	1:50.565
689	1:25.415	1:50.629
63	1:38.456	1:56.611

LAP 5 @ 18:15:58.494

NO	BEHIND	LAP TIME
77		1:39.311
117	0.041	1:38.485
51	7.069	1:40.701
129	16.691	1:54.760
63	1 Lap	1:57.570
6	20.780	1:42.629
119	22.658	1:42.930
14	22.932	1:42.792
46	36.216	1:46.771
54	45.470	1:40.130
84	45.553	1:39.178
52	46.074	1:39.235
17	1 Lap	2:01.598
48	47.420	1:40.048
833	47.672	1:48.230
292	53.248	1:40.974
81	54.737	1:42.098
171	56.075	1:48.995
43	59.906	1:41.814
139	1:08.238	1:43.661
25	1:09.656	1:41.669
19	1:11.830	1:43.398
71	1:21.893	1:45.480
34	1:29.369	1:49.623
85	1:34.118	1:45.976
69	1:35.415	1:46.898
91	1:36.459	1:47.237
90	1:38.451	1:47.334

LAP 2 @ 18:11:02.447

NO	BEHIND	LAP TIME
77		1:38.423
117	0.434	1:38.306
129	0.817	1:38.505
51	3.023	1:39.429
119	7.703	1:42.626
14	8.509	1:43.217
6	8.680	1:42.435
46	14.010	1:45.622
833	21.614	1:50.133
171	23.739	1:50.601
54	43.629	1:38.588
84	44.930	1:38.912
52	45.014	1:39.551
48	45.830	1:40.198
292	47.630	1:40.524
81	48.173	1:41.171
43	50.361	1:41.181
139	54.504	1:43.870
19	55.342	1:44.313
25	56.388	1:44.899
75	59.483	1:46.798
34	59.507	1:46.668
71	1:00.407	1:45.959
49	1:06.091	1:49.472
69	1:06.706	1:49.555
91	1:07.385	1:48.835
85	1:07.868	1:49.193
737	1:10.254	1:50.141

LAP 4 @ 18:14:19.183

NO	BEHIND	LAP TIME
77		1:38.540
117	0.867	1:38.001
129	1.242	1:38.487
51	5.679	1:39.924
6	17.462	1:42.889
119	19.039	1:44.009
14	19.451	1:43.934
17	1 Lap	2:04.976
46	28.756	1:45.533
833	38.753	1:47.056
54	44.651	1:39.081
84	45.686	1:38.839
52	46.150	1:38.695
171	46.391	1:49.473
48	46.683	1:39.177
292	51.585	1:40.114
81	51.950	1:40.066
43	57.403	1:42.722
139	1:03.888	1:42.909
25	1:07.298	1:43.431
19	1:07.743	1:44.271
75	1:15.044	1:46.355
71	1:15.724	1:46.218
34	1:19.057	1:47.084

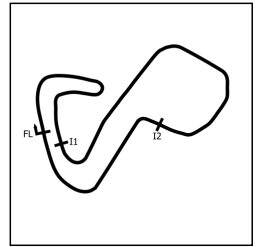
LAP 6 @ 18:17:37.516

NO	BEHIND	LAP TIME
77		1:39.022
117	0.083	1:39.064
689	1 Lap	1:49.816
51	8.975	1:40.928
737	1 Lap	1:55.081
129	16.958	1:39.289
6	24.887	1:43.129
119	25.532	1:41.896
14	26.228	1:42.318
63	1 Lap	1:58.400
46	42.663	1:45.469
84	45.575	1:39.044
54	45.804	1:39.356
52	46.036	1:38.984
48	47.554	1:39.156
833	55.870	1:47.220
292	55.922	1:41.696
81	57.514	1:41.799
43	1:04.572	1:43.688
171	1:06.038	1:48.985
17	1 Lap	2:04.324
25	1:12.280	1:41.646
139	1:12.365	1:43.149
19	1:16.614	1:43.806

BMCRC - MRO Championships 2022 - Rnd 6 @ Brands Hatch GP

BMCRC Thunderbike Sport & Extreme

RACE 19 - SECTOR ANALYSIS



SECTOR 1 = FL to I1, SECTOR 2 = I1 to I2, SECTOR 3 = I2 to FL, DIFF = Difference To Personal Best Lap, P = Crossed Finish Line in Pit Lane, D = Time Disallowed

P1 77 E		David MAY		Suzuki GSXR 750 K1 - ELP Racing			
IDEAL LAP TIME : 1:38.022		BEST LAP TIME : 1:38.196		DIFFERENCE : 0.174			
LAP	SECTOR 1	SECTOR 2	SECTOR 3	LAP TIME	MPH	DIFF	TIME OF DAY
1 -			23.137	1:44.005	84.22	5.809	18:09:24.024
2 -	31.616	43.700	23.107	1:38.423 (2)	89.00	0.227	18:11:02.447
3 -	31.401	43.694	23.101	1:38.196 (1)	89.20		18:12:40.643
4 -	31.919	43.620	23.001	1:38.540 (3)	88.89	0.344	18:14:19.183
5 -	31.822	44.278	23.211	1:39.311	88.20	1.115	18:15:58.494
6 -	32.100	43.719	23.203	1:39.022	88.46	0.826	18:17:37.516

P2 117 E		Raymond STAGG		Suzuki GSXR 750 -			
IDEAL LAP TIME : 1:37.959		BEST LAP TIME : 1:38.001		DIFFERENCE : 0.042			
LAP	SECTOR 1	SECTOR 2	SECTOR 3	LAP TIME	MPH	DIFF	TIME OF DAY
1 -			23.246	1:44.556	83.78	6.555	18:09:24.575
2 -	31.363	43.938	23.005	1:38.306 (2)	89.10	0.305	18:11:02.881
3 -	31.490	43.982	23.696	1:39.168	88.33	1.167	18:12:42.049
4 -	31.405	43.762	22.834	1:38.001 (1)	89.38		18:14:20.050
5 -	31.602	43.997	22.886	1:38.485 (3)	88.94	0.484	18:15:58.535
6 -	31.918	43.865	23.281	1:39.064	88.42	1.063	18:17:37.599

P3 51 E		Michael HOGARTH		Honda SP1 RC-51 - WHR Racing			
IDEAL LAP TIME : 1:38.922		BEST LAP TIME : 1:39.429		DIFFERENCE : 0.507			
LAP	SECTOR 1	SECTOR 2	SECTOR 3	LAP TIME	MPH	DIFF	TIME OF DAY
1 -			23.452	1:46.022	82.62	6.593	18:09:26.041
2 -	31.498	44.230	23.701	1:39.429 (1)	88.10		18:11:05.470
3 -	31.240	44.613	23.615	1:39.468 (2)	88.06	0.039	18:12:44.938
4 -	31.787	44.580	23.557	1:39.924 (3)	87.66	0.495	18:14:24.862
5 -	32.091	45.067	23.543	1:40.701	86.98	1.272	18:16:05.563
6 -	31.904	45.236	23.788	1:40.928	86.79	1.499	18:17:46.491

P4 129 E		Derek CRIPPS		Yamaha R1 - Kelly Cripps - Team FBR			
IDEAL LAP TIME : 1:38.025		BEST LAP TIME : 1:38.487		DIFFERENCE : 0.462			
LAP	SECTOR 1	SECTOR 2	SECTOR 3	LAP TIME	MPH	DIFF	TIME OF DAY
1 -			23.231	1:44.740	83.63	6.253	18:09:24.759
2 -	31.593	43.659	23.253	1:38.505 (2)	88.92	0.018	18:11:03.264
3 -	31.695	43.860	23.119	1:38.674 (3)	88.77	0.187	18:12:41.938
4 -	31.706	43.841	22.940	1:38.487 (1)	88.94		18:14:20.425
5 -	45.843	45.089	23.828	1:54.760	76.33	16.273	18:16:15.185
6 -	31.426	44.480	23.383	1:39.289	88.22	0.802	18:17:54.474

P5 6 E		Andrew FIRTH		Yamaha YZF-R1 - LTRmotorcycles.co.uk / Palmer Race Skool /			
IDEAL LAP TIME : 1:41.633		BEST LAP TIME : 1:42.435		DIFFERENCE : 0.802			
LAP	SECTOR 1	SECTOR 2	SECTOR 3	LAP TIME	MPH	DIFF	TIME OF DAY
1 -			23.844	1:48.673	80.60	6.238	18:09:28.692
2 -	32.800	45.398	24.237	1:42.435 (1)	85.51		18:11:11.127
3 -	32.543	46.011	24.075	1:42.629 (2)	85.35	0.194	18:12:53.756
4 -	32.392	46.410	24.087	1:42.889	85.13	0.454	18:14:36.645
5 -	32.994	45.686	23.949	1:42.629 (2)	85.35	0.194	18:16:19.274
6 -	33.721	45.565	23.843	1:43.129	84.94	0.694	18:18:02.403

P6 119 E		Simon HEALEY		Yamaha R1 - Popular Tyres Ltd / Pro Parts Ltd			
IDEAL LAP TIME : 1:41.814		BEST LAP TIME : 1:41.896		DIFFERENCE : 0.082			
LAP	SECTOR 1	SECTOR 2	SECTOR 3	LAP TIME	MPH	DIFF	TIME OF DAY
1 -			23.961	1:47.505	81.48	5.609	18:09:27.524
2 -	32.638	46.150	23.838	1:42.626 (2)	85.35	0.730	18:11:10.150
3 -	32.921	46.662	24.480	1:44.063	84.17	2.167	18:12:54.213
4 -	32.871	47.126	24.012	1:44.009	84.22	2.113	18:14:38.222
5 -	32.763	46.397	23.770	1:42.930 (3)	85.10	1.034	18:16:21.152
6 -	32.720	45.816	23.360	1:41.896 (1)	85.96		18:18:03.048

BMCRC - MRO Championships 2022 - Rnd 6 @ Brands Hatch GP

BMCRC Thunderbike Sport & Extreme

RACE 19 - SECTOR ANALYSIS



SECTOR 1 = FL to I1, SECTOR 2 = I1 to I2, SECTOR 3 = I2 to FL, DIFF = Difference To Personal Best Lap, P = Crossed Finish Line in Pit Lane, D = Time Disallowed

P7 14 E		Nick KILLWORTH		Aprillia RSV MILLE - Bk racing/ Rabbit			
IDEAL LAP TIME : 1:41.987		BEST LAP TIME : 1:42.318		DIFFERENCE : 0.331			
LAP	SECTOR 1	SECTOR 2	SECTOR 3	LAP TIME	MPH	DIFF	TIME OF DAY
1 -			23.733	1:47.720	81.32	5.402	18:09:27.739
2 -	32.534	46.260	24.423	1:43.217 (3)	84.86	0.899	18:11:10.956
3 -	33.059	46.218	24.467	1:43.744	84.43	1.426	18:12:54.700
4 -	33.072	46.640	24.222	1:43.934	84.28	1.616	18:14:38.634
5 -	33.194	45.887	23.711	1:42.792 (2)	85.21	0.474	18:16:21.426
6 -	32.865	45.754	23.699	1:42.318 (1)	85.61		18:18:03.744

P8 46 E		Adrian DRAPER		Suzuki GSXR 750 - droopy racing uk			
IDEAL LAP TIME : 1:45.067		BEST LAP TIME : 1:45.469		DIFFERENCE : 0.402			
LAP	SECTOR 1	SECTOR 2	SECTOR 3	LAP TIME	MPH	DIFF	TIME OF DAY
1 -			24.721	1:50.816	79.04	5.347	18:09:30.835
2 -	33.475	46.945	25.202	1:45.622 (3)	82.93	0.153	18:11:16.457
3 -	33.615	47.315	25.019	1:45.949	82.67	0.480	18:13:02.406
4 -	33.401	46.949	25.183	1:45.533 (2)	83.00	0.064	18:14:47.939
5 -	34.090	47.535	25.146	1:46.771	82.04	1.302	18:16:34.710
6 -	33.484	47.083	24.902	1:45.469 (1)	83.05		18:18:20.179

P9 84		Ricardo BRANCO		Yamaha R6 - IMP Racing			
IDEAL LAP TIME : 1:38.556		BEST LAP TIME : 1:38.653		DIFFERENCE : 0.097			
LAP	SECTOR 1	SECTOR 2	SECTOR 3	LAP TIME	MPH	DIFF	TIME OF DAY
1 -		44.510	23.331	2:28.446	59.01	49.793	18:10:08.465
2 -	31.575	44.157	23.180	1:38.912 (3)	88.56	0.259	18:11:47.377
3 -	31.291	44.242	23.120	1:38.653 (1)	88.79		18:13:26.030
4 -	31.355	44.336	23.148	1:38.839 (2)	88.62	0.186	18:15:04.869
5 -	31.524	44.212	23.442	1:39.178	88.32	0.525	18:16:44.047
6 -	31.634	44.145	23.265	1:39.044	88.44	0.391	18:18:23.091

P10 54		Adam JAMISON		Yamaha R6 - Team AJR			
IDEAL LAP TIME : 1:38.347		BEST LAP TIME : 1:38.588		DIFFERENCE : 0.241			
LAP	SECTOR 1	SECTOR 2	SECTOR 3	LAP TIME	MPH	DIFF	TIME OF DAY
1 -		44.244	23.525	2:27.469	59.40	48.881	18:10:07.488
2 -	31.606	43.770	23.212	1:38.588 (1)	88.85		18:11:46.076
3 -	31.369	44.083	23.225	1:38.677 (2)	88.77	0.089	18:13:24.753
4 -	31.365	43.978	23.738	1:39.081 (3)	88.41	0.493	18:15:03.834
5 -	31.959	44.641	23.530	1:40.130	87.48	1.542	18:16:43.964
6 -	31.418	44.092	23.846	1:39.356	88.16	0.768	18:18:23.320

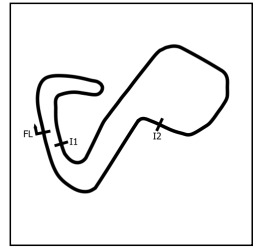
P11 52		Elliot FRICKER		Honda CBR600 - Petwise.org, S&S, Ride in Bike Tyres			
IDEAL LAP TIME : 1:38.351		BEST LAP TIME : 1:38.695		DIFFERENCE : 0.344			
LAP	SECTOR 1	SECTOR 2	SECTOR 3	LAP TIME	MPH	DIFF	TIME OF DAY
1 -		44.339	23.454	2:27.891	59.23	49.196	18:10:07.910
2 -	31.843	44.164	23.544	1:39.551	87.99	0.856	18:11:47.461
3 -	31.433	44.147	23.597	1:39.177 (3)	88.32	0.482	18:13:26.638
4 -	31.042	44.168	23.485	1:38.695 (1)	88.75		18:15:05.333
5 -	31.224	44.237	23.774	1:39.235	88.27	0.540	18:16:44.568
6 -	31.245	43.855	23.884	1:38.984 (2)	88.49	0.289	18:18:23.552

P12 48		Shaun WALLIS		Yamaha R6 - MBC Despatch Racing			
IDEAL LAP TIME : 1:38.388		BEST LAP TIME : 1:38.412		DIFFERENCE : 0.024			
LAP	SECTOR 1	SECTOR 2	SECTOR 3	LAP TIME	MPH	DIFF	TIME OF DAY
1 -		44.411	23.178	2:28.060	59.16	49.648	18:10:08.079
2 -	31.592	45.333	23.273	1:40.198	87.42	1.786	18:11:48.277
3 -	31.003	44.207	23.202	1:38.412 (1)	89.01		18:13:26.689
4 -	31.475	44.467	23.235	1:39.177 (3)	88.32	0.765	18:15:05.866
5 -	31.817	44.495	23.736	1:40.048	87.55	1.636	18:16:45.914
6 -	31.492	44.341	23.323	1:39.156 (2)	88.34	0.744	18:18:25.070

BMCRC - MRO Championships 2022 - Rnd 6 @ Brands Hatch GP

BMCRC Thunderbike Sport & Extreme

RACE 19 - SECTOR ANALYSIS



SECTOR 1 = FL to I1, SECTOR 2 = I1 to I2, SECTOR 3 = I2 to FL, DIFF = Difference To Personal Best Lap, P = Crossed Finish Line in Pit Lane, D = Time Disallowed

P13 833 E		Talan SKEELS-PIGGINS		Suzuki GSXR 750 - Talan Racing			
IDEAL LAP TIME : 1:46.491		BEST LAP TIME : 1:46.819		DIFFERENCE : 0.328			
LAP	SECTOR 1	SECTOR 2	SECTOR 3	LAP TIME	MPH	DIFF	TIME OF DAY
1 -			25.390	1:53.909	76.90	7.090	18:09:33.928
2 -	35.798	48.845	25.490	1:50.133	79.53	3.314	18:11:24.061
3 -	34.093	47.472	25.254	1:46.819 (1)	82.00		18:13:10.880
4 -	34.043	47.900	25.113	1:47.056 (2)	81.82	0.237	18:14:57.936
5 -	34.875	47.984	25.371	1:48.230	80.93	1.411	18:16:46.166
6 -	34.690	47.554	24.976	1:47.220 (3)	81.69	0.401	18:18:33.386

P14 292 R		Tommi CALDWELL		Yamaha YZF-R6 - DART Motorsport - California Superbike Schc			
IDEAL LAP TIME : 1:39.722		BEST LAP TIME : 1:40.114		DIFFERENCE : 0.392			
LAP	SECTOR 1	SECTOR 2	SECTOR 3	LAP TIME	MPH	DIFF	TIME OF DAY
1 -		44.749	23.702	2:29.534	58.58	49.420	18:10:09.553
2 -	31.919	45.165	23.440	1:40.524 (2)	87.14	0.410	18:11:50.077
3 -	32.185	44.802	23.590	1:40.577 (3)	87.09	0.463	18:13:30.654
4 -	31.533	44.752	23.829	1:40.114 (1)	87.49		18:15:10.768
5 -	31.959	45.292	23.723	1:40.974	86.75	0.860	18:16:51.742
6 -	32.466	45.254	23.976	1:41.696	86.13	1.582	18:18:33.438

P15 81		Malvern MAY		Honda CBR600RR - IMP racing			
IDEAL LAP TIME : 1:39.806		BEST LAP TIME : 1:40.066		DIFFERENCE : 0.260			
LAP	SECTOR 1	SECTOR 2	SECTOR 3	LAP TIME	MPH	DIFF	TIME OF DAY
1 -		44.906	23.745	2:29.430	58.62	49.364	18:10:09.449
2 -	31.896	45.419	23.856	1:41.171 (3)	86.58	1.105	18:11:50.620
3 -	31.911	44.845	23.691	1:40.447 (2)	87.20	0.381	18:13:31.067
4 -	31.419	44.696	23.951	1:40.066 (1)	87.54		18:15:11.133
5 -	31.552	46.386	24.160	1:42.098	85.79	2.032	18:16:53.231
6 -	32.255	45.290	24.254	1:41.799	86.05	1.733	18:18:35.030

P16 43		Colin WALKEY		Kawasaki ZX6R G2 - ELP Racing			
IDEAL LAP TIME : 1:41.056		BEST LAP TIME : 1:41.056		DIFFERENCE : 0.000			
LAP	SECTOR 1	SECTOR 2	SECTOR 3	LAP TIME	MPH	DIFF	TIME OF DAY
1 -		45.587	23.877	2:31.608	57.77	50.552	18:10:11.627
2 -	32.120	45.194	23.867	1:41.181 (2)	86.57	0.125	18:11:52.808
3 -	32.101	45.116	23.839	1:41.056 (1)	86.68		18:13:33.864
4 -	32.744	45.789	24.189	1:42.722	85.27	1.666	18:15:16.586
5 -	32.266	45.563	23.985	1:41.814 (3)	86.03	0.758	18:16:58.400
6 -	32.481	47.027	24.180	1:43.688	84.48	2.632	18:18:42.088

P17 171 E		Daniel GIBBS		Suzuki GSXR 750 Y - Thomas Racing			
IDEAL LAP TIME : 1:48.671		BEST LAP TIME : 1:48.985		DIFFERENCE : 0.314			
LAP	SECTOR 1	SECTOR 2	SECTOR 3	LAP TIME	MPH	DIFF	TIME OF DAY
1 -			25.441	1:55.566	75.79	6.581	18:09:35.585
2 -	35.534	49.414	25.653	1:50.601	79.20	1.616	18:11:26.186
3 -	35.101	49.255	25.559	1:49.915	79.69	0.930	18:13:16.101
4 -	35.022	48.811	25.640	1:49.473 (3)	80.01	0.488	18:15:05.574
5 -	34.713	48.731	25.551	1:48.995 (2)	80.36	0.010	18:16:54.569
6 -	34.499	48.860	25.626	1:48.985 (1)	80.37		18:18:43.554

P18 25		Harrison DAY		Yamaha R6 -			
IDEAL LAP TIME : 1:41.385		BEST LAP TIME : 1:41.646		DIFFERENCE : 0.261			
LAP	SECTOR 1	SECTOR 2	SECTOR 3	LAP TIME	MPH	DIFF	TIME OF DAY
1 -		46.635	24.620	2:33.917	56.91	52.271	18:10:13.936
2 -	33.972	46.263	24.664	1:44.899	83.50	3.253	18:11:58.835
3 -	33.146	46.281	24.788	1:44.215	84.05	2.569	18:13:43.050
4 -	33.301	45.826	24.304	1:43.431 (3)	84.69	1.785	18:15:26.481
5 -	32.408	45.373	23.888	1:41.669 (2)	86.16	0.023	18:17:08.150
6 -	32.124	45.479	24.043	1:41.646 (1)	86.17		18:18:49.796

BMCRC - MRO Championships 2022 - Rnd 6 @ Brands Hatch GP

BMCRC Thunderbike Sport & Extreme

RACE 19 - SECTOR ANALYSIS



SECTOR 1 = FL to I1, SECTOR 2 = I1 to I2, SECTOR 3 = I2 to FL, DIFF = Difference To Personal Best Lap, P = Crossed Finish Line in Pit Lane, D = Time Disallowed

P19 139		Rob MARLEY		Honda CBR600F3 - PearTree Racing			
IDEAL LAP TIME : 1:42.495		BEST LAP TIME : 1:42.909		DIFFERENCE : 0.414			
LAP	SECTOR 1	SECTOR 2	SECTOR 3	LAP TIME	MPH	DIFF	TIME OF DAY
1 -		46.883	24.461	2:33.062	57.23	50.153	18:10:13.081
2 -	33.297	46.544	24.029	1:43.870	84.33	0.961	18:11:56.951
3 -	33.076	46.089	24.046	1:43.211 (3)	84.87	0.302	18:13:40.162
4 -	32.753	46.090	24.066	1:42.909 (1)	85.12		18:15:23.071
5 -	32.610	47.065	23.986	1:43.661	84.50	0.752	18:17:06.732
6 -	32.689	46.664	23.796	1:43.149 (2)	84.92	0.240	18:18:49.881

P20 19		Michael REGAN		Yamaha YZF-R6 - North weald motorcycles			
IDEAL LAP TIME : 1:43.144		BEST LAP TIME : 1:43.398		DIFFERENCE : 0.254			
LAP	SECTOR 1	SECTOR 2	SECTOR 3	LAP TIME	MPH	DIFF	TIME OF DAY
1 -		46.885	24.337	2:33.457	57.08	50.059	18:10:13.476
2 -	33.183	46.879	24.251	1:44.313	83.97	0.915	18:11:57.789
3 -	33.679	46.678	24.509	1:44.866	83.53	1.468	18:13:42.655
4 -	33.446	46.379	24.446	1:44.271 (3)	84.01	0.873	18:15:26.926
5 -	33.070	46.206	24.122	1:43.398 (1)	84.71		18:17:10.324
6 -	32.816	46.475	24.515	1:43.806 (2)	84.38	0.408	18:18:54.130

P21 71		Colin CLUNE		Suzuki SV650 -			
IDEAL LAP TIME : 1:44.968		BEST LAP TIME : 1:45.480		DIFFERENCE : 0.512			
LAP	SECTOR 1	SECTOR 2	SECTOR 3	LAP TIME	MPH	DIFF	TIME OF DAY
1 -		48.171	25.126	2:36.876	55.83	51.396	18:10:16.895
2 -	33.104	47.939	24.916	1:45.959	82.67	0.479	18:12:02.854
3 -	33.596	47.250	24.989	1:45.835 (3)	82.76	0.355	18:13:48.689
4 -	33.530	47.418	25.270	1:46.218	82.47	0.738	18:15:34.907
5 -	33.484	46.948	25.048	1:45.480 (1)	83.04		18:17:20.387
6 -	33.316	47.135	25.258	1:45.709 (2)	82.86	0.229	18:19:06.096

P22 34 R		Sean COOKNEY		Yamaha R6 - S34N Racing			
IDEAL LAP TIME : 1:45.868		BEST LAP TIME : 1:46.668		DIFFERENCE : 0.800			
LAP	SECTOR 1	SECTOR 2	SECTOR 3	LAP TIME	MPH	DIFF	TIME OF DAY
1 -		47.453	24.445	2:35.267	56.41	48.599	18:10:15.286
2 -	34.098	48.253	24.317	1:46.668 (1)	82.12		18:12:01.954
3 -	36.343	48.481	24.378	1:49.202	80.21	2.534	18:13:51.156
4 -	34.175	48.348	24.561	1:47.084 (2)	81.80	0.416	18:15:38.240
5 -	36.115	48.600	24.908	1:49.623	79.90	2.955	18:17:27.863
6 -	35.016	47.560	25.029	1:47.605 (3)	81.40	0.937	18:19:15.468

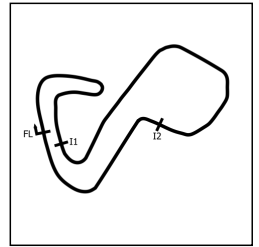
P23 85		Andrew KITE		Ducati 749 - Red Rebel Racing			
IDEAL LAP TIME : 1:44.924		BEST LAP TIME : 1:45.035		DIFFERENCE : 0.111			
LAP	SECTOR 1	SECTOR 2	SECTOR 3	LAP TIME	MPH	DIFF	TIME OF DAY
1 -		49.614	25.750	2:41.103	54.37	56.068	18:10:21.122
2 -	34.858	49.128	25.207	1:49.193	80.22	4.158	18:12:10.315
3 -	34.650	48.535	24.854	1:48.039 (3)	81.08	3.004	18:13:58.354
4 -	34.384	48.185	25.713	1:48.282	80.89	3.247	18:15:46.636
5 -	34.226	47.036	24.714	1:45.976 (2)	82.65	0.941	18:17:32.612
6 -	33.432	46.778	24.825	1:45.035 (1)	83.39		18:19:17.647

P24 69		Tony RUSSO		Yamaha R6 - Wymark Lubricants			
IDEAL LAP TIME : 1:45.995		BEST LAP TIME : 1:46.575		DIFFERENCE : 0.580			
LAP	SECTOR 1	SECTOR 2	SECTOR 3	LAP TIME	MPH	DIFF	TIME OF DAY
1 -		49.216	25.588	2:39.579	54.89	53.004	18:10:19.598
2 -	35.198	49.149	25.208	1:49.555	79.95	2.980	18:12:09.153
3 -	35.127	48.321	25.571	1:49.019	80.35	2.444	18:13:58.172
4 -	34.039	49.037	25.763	1:48.839 (3)	80.48	2.264	18:15:47.011
5 -	34.352	47.444	25.102	1:46.898 (2)	81.94	0.323	18:17:33.909
6 -	33.449	47.826	25.300	1:46.575 (1)	82.19		18:19:20.484

BMCRC - MRO Championships 2022 - Rnd 6 @ Brands Hatch GP

BMCRC Thunderbike Sport & Extreme

RACE 19 - SECTOR ANALYSIS



SECTOR 1 = FL to I1, SECTOR 2 = I1 to I2, SECTOR 3 = I2 to FL, DIFF = Difference To Personal Best Lap, P = Crossed Finish Line in Pit Lane, D = Time Disallowed

P25 91		James NEAL		Suzuki SV650 SUPERTWIN - LR Images/Anglia Aviation			
IDEAL LAP TIME : 1:46.463		BEST LAP TIME : 1:47.237		DIFFERENCE : 0.774			
LAP	SECTOR 1	SECTOR 2	SECTOR 3	LAP TIME	MPH	DIFF	TIME OF DAY
1 -		49.551	25.995	2:40.978	54.41	53.741	18:10:20.997
2 -	34.078	49.466	25.291	1:48.835	80.48	1.598	18:12:09.832
3 -	34.673	50.014	25.310	1:49.997	79.63	2.760	18:13:59.829
4 -	33.444	48.939	25.504	1:47.887 (3)	81.19	0.650	18:15:47.716
5 -	34.105	48.046	25.086	1:47.237 (1)	81.68		18:17:34.953
6 -	33.331	48.995	25.345	1:47.671 (2)	81.35	0.434	18:19:22.624

P26 90 R		Marco STRILLOZZI		Yamaha R6 - KLUAPP.COM			
IDEAL LAP TIME : 1:45.723		BEST LAP TIME : 1:46.234		DIFFERENCE : 0.511			
LAP	SECTOR 1	SECTOR 2	SECTOR 3	LAP TIME	MPH	DIFF	TIME OF DAY
1 -		49.638	29.101	2:44.626	53.21	58.392	18:10:24.645
2 -	35.260	49.026	25.093	1:49.379	80.08	3.145	18:12:14.024
3 -	34.174	49.084	24.987	1:48.245	80.92	2.011	18:14:02.269
4 -	34.142	48.156	25.044	1:47.342 (3)	81.60	1.108	18:15:49.611
5 -	34.921	47.550	24.863	1:47.334 (2)	81.61	1.100	18:17:36.945
6 -	33.876	46.984	25.374	1:46.234 (1)	82.45		18:19:23.179

P27 689		David TREVEIL		Yamaha YZF-R6 -			
IDEAL LAP TIME : 1:48.960		BEST LAP TIME : 1:49.144		DIFFERENCE : 0.184			
LAP	SECTOR 1	SECTOR 2	SECTOR 3	LAP TIME	MPH	DIFF	TIME OF DAY
1 -		50.606	26.137	2:44.253	53.33	55.109	18:10:24.272
2 -	35.467	50.090	25.600	1:51.157	78.80	2.013	18:12:15.429
3 -	35.173	49.658	25.798	1:50.629 (3)	79.18	1.485	18:14:06.058
4 -	34.960	48.836	25.348	1:49.144 (1)	80.25		18:15:55.202
5 -	35.813	48.839	25.164	1:49.816 (2)	79.76	0.672	18:17:45.018

P28 737		Vincent LEWIN		Honda CBR600F3 - VINITWINRACING.CO.UK			
IDEAL LAP TIME : 1:49.608		BEST LAP TIME : 1:50.141		DIFFERENCE : 0.533			
LAP	SECTOR 1	SECTOR 2	SECTOR 3	LAP TIME	MPH	DIFF	TIME OF DAY
1 -		49.739	25.945	2:42.541	53.89	52.400	18:10:22.560
2 -	35.718	48.653	25.770	1:50.141 (1)	79.53		18:12:12.701
3 -	35.185	49.489	25.891	1:50.565 (2)	79.22	0.424	18:14:03.266
4 -	35.569	49.544	26.253	1:51.366 (3)	78.65	1.225	18:15:54.632
5 -	38.437	49.787	26.857	1:55.081	76.11	4.940	18:17:49.713

P29 63		Robert BUSH		Suzuki GSXR 600 - Legacy Racing			
IDEAL LAP TIME : 1:55.021		BEST LAP TIME : 1:55.241		DIFFERENCE : 0.220			
LAP	SECTOR 1	SECTOR 2	SECTOR 3	LAP TIME	MPH	DIFF	TIME OF DAY
1 -		51.780	26.619	2:47.228	52.38	51.987	18:10:27.247
2 -	36.863	52.000	26.378	1:55.241 (1)	76.01		18:12:22.488
3 -	37.069	52.736	26.806	1:56.611 (2)	75.12	1.370	18:14:19.099
4 -	37.421	53.107	27.042	1:57.570 (3)	74.50	2.329	18:16:16.669
5 -	37.673	53.803	26.924	1:58.400	73.98	3.159	18:18:15.069

P30 17		Karie HENLY		Honda CBR600 RR - Thomas Racing			
IDEAL LAP TIME : 2:01.161		BEST LAP TIME : 2:01.598		DIFFERENCE : 0.437			
LAP	SECTOR 1	SECTOR 2	SECTOR 3	LAP TIME	MPH	DIFF	TIME OF DAY
1 -		55.486	29.526	2:56.344	49.67	54.746	18:10:36.363
2 -	38.538	55.124	28.775	2:02.437 (2)	71.54	0.839	18:12:38.800
3 -	40.025	56.159	28.792	2:04.976	70.09	3.378	18:14:43.776
4 -	38.975	54.446	28.177	2:01.598 (1)	72.03		18:16:45.374
5 -	40.073	55.018	29.233	2:04.324 (3)	70.45	2.726	18:18:49.698

BMCRC - MRO Championships 2022 - Rnd 6 @ Brands Hatch GP

BMCRC Thunderbike Sport & Extreme

RACE 19 - SECTOR ANALYSIS



SECTOR 1 = FL to I1, SECTOR 2 = I1 to I2, SECTOR 3 = I2 to FL, DIFF = Difference To Personal Best Lap, P = Crossed Finish Line in Pit Lane, D = Time Disallowed

P31 75		Stewart MAY		Honda CBR600F3 - Powered by Bacon			
IDEAL LAP TIME : 1:45.577		BEST LAP TIME : 1:45.942		DIFFERENCE : 0.365			
LAP	SECTOR 1	SECTOR 2	SECTOR 3	LAP TIME	MPH	DIFF	TIME OF DAY
1 -		47.368	24.848	2:35.113	56.47	49.171	18:10:15.132
2 -	33.765	48.340	24.693	1:46.798 (3)	82.02	0.856	18:12:01.930
3 -	33.516	47.530	24.896	1:45.942 (1)	82.68		18:13:47.872
4 -	33.965	47.546	24.844	1:46.355 (2)	82.36	0.413	18:15:34.227

P32 49		Oli CHAYTOR		Yamaha R6 - PearTree Racing			
IDEAL LAP TIME : 1:48.346		BEST LAP TIME : 1:49.022		DIFFERENCE : 0.676			
LAP	SECTOR 1	SECTOR 2	SECTOR 3	LAP TIME	MPH	DIFF	TIME OF DAY
1 -		48.591	25.393	2:39.047	55.07	50.025	18:10:19.066
2 -	35.442	48.914	25.116	1:49.472 (2)	80.01	0.450	18:12:08.538
3 -	35.296	48.541	25.185	1:49.022 (1)	80.34		18:13:57.560
4 -	35.044	48.186	26.586	1:49.816 (3)	79.76	0.794	18:15:47.376

BMCRC - MRO Championships 2022 - Rnd 6 @ Brands Hatch GP

BMCRC Thunderbike Sport & Extreme

RACE 19 - BEST SECTORS

SECTOR 1			SECTOR 2			SECTOR 3			IDEAL / BEST COMPARISON						
POS	NO	NAME	TIME	NO	NAME	TIME	NO	NAME	TIME	POS	NO	NAME	IDEAL	BEST	DIFF
												PERFECT LAP	1:37.457		
1	48	WALLIS	31.003	77	MAY	43.620	117	STAGG	22.834	1	117	STAGG	1:37.959	1:38.001	0.042
2	52	FRICKER	31.042	129	CRIPPS	43.659	129	CRIPPS	22.940	2	77	MAY	1:38.022	1:38.196	0.174
3	51	HOGARTH	31.240	117	STAGG	43.762	77	MAY	23.001	3	129	CRIPPS	1:38.025	1:38.487	0.462
4	84	BRANCO	31.291	54	JAMISON	43.770	84	BRANCO	23.120	4	54	JAMISON	1:38.347	1:38.588	0.241
5	117	STAGG	31.363	52	FRICKER	43.855	48	WALLIS	23.178	5	52	FRICKER	1:38.351	1:38.695	0.344
6	54	JAMISON	31.365	84	BRANCO	44.145	54	JAMISON	23.212	6	48	WALLIS	1:38.388	1:38.412	0.024
7	77	MAY	31.401	48	WALLIS	44.207	119	HEALEY	23.360	7	84	BRANCO	1:38.556	1:38.653	0.097
8	81	MAY	31.419	51	HOGARTH	44.230	292	CALDWELL	23.440	8	51	HOGARTH	1:38.922	1:39.429	0.507
9	129	CRIPPS	31.426	81	MAY	44.696	51	HOGARTH	23.452	9	292	CALDWELL	1:39.722	1:40.114	0.392
10	292	CALDWELL	31.533	292	CALDWELL	44.749	52	FRICKER	23.454	10	81	MAY	1:39.806	1:40.066	0.260
11	43	WALKEY	32.101	43	WALKEY	45.116	81	MAY	23.691	11	43	WALKEY	1:41.056	1:41.056	0.000
12	25	DAY	32.124	25	DAY	45.373	14	KILLWORTH	23.699	12	25	DAY	1:41.385	1:41.646	0.261
13	6	FIRTH	32.392	6	FIRTH	45.398	139	MARLEY	23.796	13	6	FIRTH	1:41.633	1:42.435	0.802
14	14	KILLWORTH	32.534	14	KILLWORTH	45.754	43	WALKEY	23.839	14	119	HEALEY	1:41.814	1:41.896	0.082
15	139	MARLEY	32.610	119	HEALEY	45.816	6	FIRTH	23.843	15	14	KILLWORTH	1:41.987	1:42.318	0.331
16	119	HEALEY	32.638	139	MARLEY	46.089	25	DAY	23.888	16	139	MARLEY	1:42.495	1:42.909	0.414
17	19	REGAN	32.816	19	REGAN	46.206	19	REGAN	24.122	17	19	REGAN	1:43.144	1:43.398	0.254
18	71	CLUNE	33.104	85	KITE	46.778	34	COOKNEY	24.317	18	85	KITE	1:44.924	1:45.035	0.111
19	91	NEAL	33.331	46	DRAPER	46.945	75	MAY	24.693	19	71	CLUNE	1:44.968	1:45.480	0.512
20	46	DRAPER	33.401	71	CLUNE	46.948	85	KITE	24.714	20	46	DRAPER	1:45.067	1:45.469	0.402
21	85	KITE	33.432	90	STRILLOZZI	46.984	46	DRAPER	24.721	21	75	MAY	1:45.577	1:45.942	0.365
22	69	RUSSO	33.449	75	MAY	47.368	90	STRILLOZZI	24.863	22	90	STRILLOZZI	1:45.723	1:46.234	0.511
23	75	MAY	33.516	69	RUSSO	47.444	71	CLUNE	24.916	23	34	COOKNEY	1:45.868	1:46.668	0.800
24	90	STRILLOZZI	33.876	34	COOKNEY	47.453	833	SKEELS-PIGGINS	24.976	24	69	RUSSO	1:45.995	1:46.575	0.580
25	833	SKEELS-PIGGINS	34.043	833	SKEELS-PIGGINS	47.472	91	NEAL	25.086	25	91	NEAL	1:46.463	1:47.237	0.774
26	34	COOKNEY	34.098	91	NEAL	48.046	69	RUSSO	25.102	26	833	SKEELS-PIGGINS	1:46.491	1:46.819	0.328
27	171	GIBBS	34.499	49	CHAYTOR	48.186	49	CHAYTOR	25.116	27	49	CHAYTOR	1:48.346	1:49.022	0.676
28	689	TREVEIL	34.960	737	LEWIN	48.653	689	TREVEIL	25.164	28	171	GIBBS	1:48.671	1:48.985	0.314
29	49	CHAYTOR	35.044	171	GIBBS	48.731	171	GIBBS	25.441	29	689	TREVEIL	1:48.960	1:49.144	0.184
30	737	LEWIN	35.185	689	TREVEIL	48.836	737	LEWIN	25.770	30	737	LEWIN	1:49.608	1:50.141	0.533
31	63	BUSH	36.863	63	BUSH	51.780	63	BUSH	26.378	31	63	BUSH	1:55.021	1:55.241	0.220
32	17	HENLY	38.538	17	HENLY	54.446	17	HENLY	28.177	32	17	HENLY	2:01.161	2:01.598	0.437
33															
34															

BMCRC - MRO Championships 2022 - Rnd 6 @ Brands Hatch GP

BMCRC Thunderbike Sport & Extreme

RACE 19 - STATISTICS

Competitors Started 32
Planned Start 2022-07-16 @ 18:15:00.000
Actual Start 2022-07-16 @ 18:07:40.018
Finish Time 2022-07-16 @ 18:17:37.515
Track Length 2.4332mi.
Total Laps 184
Total Distance Covered 447.7252mi.

Session Fastest Lap History

NO	CL	NAME	LAP TIME	TIME OF DAY	LAP	VEHICLE
77	E	David MAY	1:38.423	18:11:02.456	2	Suzuki GSXR 750 K1
117	E	Raymond STAGG	1:38.306	18:11:02.915	2	Suzuki GSXR 750
77	E	David MAY	1:38.196	18:12:40.652	3	Suzuki GSXR 750 K1
117	E	Raymond STAGG	1:38.001	18:14:20.084	4	Suzuki GSXR 750

Session Leader History

NO	CL	NAME	FROM LAP	LAPS LED	DISTANCE	VEHICLE
77	E	David MAY	1	6	14.59 miles	Suzuki GSXR 750 K1

Flag History

TYPE	TIME OF DAY
GREEN	18:07:40.018
FINISH	18:17:37.515

Flag Statistics

TYPE	COUNT	TOTAL LAPS	TOTAL TIME
Green	1	6	11:53.520
Red	0	0	0.000
Safety Car	0	0	0.000
FCY	0	0	0.000

BMCRC - MRO Championships 2022 - Rnd 6 @ Brands Hatch GP

BMCRC Thunderbike Sport & Extreme

RACE 19 - STATISTICS

CLASS : E

10 Starters

Fastest Lap History

NO	NAME	LAP TIME	TIME OF DAY	LAP	VEHICLE
77	David MAY	1:38.423	18:11:02.456	2	Suzuki GSXR 750 K1
117	Raymond STAGG	1:38.306	18:11:02.915	2	Suzuki GSXR 750
77	David MAY	1:38.196	18:12:40.652	3	Suzuki GSXR 750 K1
117	Raymond STAGG	1:38.001	18:14:20.084	4	Suzuki GSXR 750

Leader History

NO	NAME	FROM LAP	LAPS LED	DISTANCE	VEHICLE
77	David MAY	1	6	14.59 miles	Suzuki GSXR 750 K1

BMCRC - MRO Championships 2022 - Rnd 6 @ Brands Hatch GP

BMCRC Thunderbike Sport & Extreme

RACE 19 - STATISTICS

CLASS :

19 Starters

Fastest Lap History

NO	NAME	LAP TIME	TIME OF DAY	LAP	VEHICLE
54	Adam JAMISON	1:38.588	18:11:46.084	2	Yamaha R6
48	Shaun WALLIS	1:38.412	18:13:26.689	3	Yamaha R6

Leader History

NO	NAME	FROM LAP	LAPS LED	DISTANCE	VEHICLE
54	Adam JAMISON	1	5	12.16 miles	Yamaha R6
84	Ricardo BRANCO	6	1	2.43 miles	Yamaha R6

BMCRC - MRO Championships 2022 - Rnd 6 @ Brands Hatch GP

BMCRC Thunderbike Sport & Extreme

RACE 19 - STATISTICS

CLASS : R

3 Starters

Fastest Lap History

NO	NAME	LAP TIME	TIME OF DAY	LAP	VEHICLE
292	Tommi CALDWELL	1:40.524	18:11:50.087	2	Yamaha YZF-R6
292	Tommi CALDWELL	1:40.114	18:15:10.778	4	Yamaha YZF-R6

Leader History

NO	NAME	FROM LAP	LAPS LED	DISTANCE	VEHICLE
292	Tommi CALDWELL	1	6	14.59 miles	Yamaha YZF-R6

BMCRC - MRO Championships 2022 - Rnd 6 @ Brands Hatch GP

BMCRC Thunderbike Sport & Extreme

RACE 10 - GRID (7 Laps)

ROW 14	42		41	116 Gareth FAITH	40	138 Craig JARMIN		
ROW 13		39	56 Phil MARSH	38	624 Matthew FEDRICK	37	17 Karie HENLY 2:01.598	
ROW 12		36	63 Robert BUSH 1:55.241	35	737 Vincent LEWIN 1:50.141	34	689 David TREVEIL 1:49.144	
ROW 11			33	49 Oli CHAYTOR 1:49.022	32	91 James NEAL 1:47.237	31	34 Sean COOKNEY 1:46.668
ROW 10		30	69 Tony RUSSO 1:46.575	29	90 Marco STRILLOZZI 1:46.234	28	75 Stewart MAY 1:45.942	
ROW 9			27	71 Colin CLUNE 1:45.480	26	85 Andrew KITE 1:45.035	25	19 Michael REGAN 1:43.398
ROW 8		24	139 Rob MARLEY 1:42.909	23	25 Harrison DAY 1:41.646	22	43 Colin WALKEY 1:41.056	
ROW 7			21	292 Tommi CALDWELL 1:40.114	20	81 Malvern MAY 1:40.066	19	52 Elliot FRICKER 1:38.695
ROW 6		18	84 Ricardo BRANCO 1:38.653	17	54 Adam JAMISON 1:38.588	16	48 Shaun WALLIS 1:38.412	
ROW 5			15		14		13	
ROW 4		12	833 Talan SKEELS-PIGGINS 1:46.819	11	28 David SPENCER	10	240 Andy SCANLON	
ROW 3			9	171 Daniel GIBBS 1:48.985	8	46 Adrian DRAPER 1:45.469	7	6 Andrew FIRTH 1:42.435
ROW 2		6	14 Nick KILLWORTH 1:42.318	5	119 Simon HEALEY 1:41.896	4	51 Michael HOGARTH 1:39.429	
ROW 1			3	129 Derek CRIPPS 1:38.487	2	77 David MAY 1:38.196	1	117 Raymond STAGG 1:38.001
Pole								

Brands Hatch GP: 2.4332 miles

These results are provisional until the conclusion of any judicial and technical matters.

Clerk Of Course :	Stewards :	Timekeeper : <i>Craig Smith</i>
-------------------	------------	------------------------------------

Results can be found at www.tsl-timing.com

Printed - 18:27 Saturday, 16 July 2022



BMCRC - MRO Championships 2022 - Rnd 6 @ Brands Hatch GP



BMCRC Thunderbike Sport & Extreme

RACE 10 - CLASSIFICATION

POS	NO	CL	PIC NAME	ENTRY	LAPS	TIME	GAP	DIFF	MPH	BEST	ON
1	77	E	1 David MAY	Suzuki GSXR 750 K1 - ELP Racing	7	11:30.469			88.80	1:37.495	2
2	117	E	2 Raymond STAGG	Suzuki GSXR 750 -	7	11:41.641	11.172	11.172	87.39	1:37.917	5
3	51	E	3 Michael HOGARTH	Honda SP1 RC-51 - WHR Racing	7	11:49.868	19.399	8.227	86.38	1:39.346	3
4	28	E	4 David SPENCER	Suzuki GSXR 600 - Paramount 26 Ltd	7	11:53.413	22.944	3.545	85.95	1:39.557	5
5	119	E	5 Simon HEALEY	Yamaha R1 - Popular Tyres Ltd / Pro Parts Ltd	7	11:59.708	29.239	6.295	85.19	1:41.281	7
6	6	E	6 Andrew FIRTH	Yamaha YZF-R1 - LTRmotorcycles.co.uk / Palmer	7	12:00.024	29.555	0.316	85.16	1:41.405	5
7	14	E	7 Nick KILLWORTH	Aprillia RSV MILLE - Bk racing/ Rabbit	7	12:00.236	29.767	0.212	85.13	1:41.125	7
8	833	E	8 Talan SKEELS-PIGGINS	Suzuki GSXR 750 - Talan Racing	7	12:13.795	43.326	13.559	83.56	1:42.611	3
9	46	E	9 Adrian DRAPER	Suzuki GSXR 750 - droopy racing uk	7	12:15.170	44.701	1.375	83.40	1:43.594	4
10	624		1 Matthew FEDRICK	Yamaha R6 - Matthew Fedrick farriers ltd/ Palmer R	7	12:15.204	44.735	0.034	83.40	1:36.978	6
11	54		2 Adam JAMISON	Yamaha R6 - Team AJR	7	12:18.958	48.489	3.754	82.98	1:38.634	3
12	52		3 Elliot FRICKER	Honda CBR600 - Petwise.org, S&S, Ride in Bike Tj	7	12:21.606	51.137	2.648	82.68	1:38.349	5
13	292	R	1 Tommi CALDWELL	Yamaha YZF-R6 - DART Motorsport - California Suj	7	12:27.829	57.360	6.223	81.99	1:39.377	4
14	48		4 Shaun WALLIS	Yamaha R6 - MBC Despatch Racing	7	12:27.910	57.441	0.081	81.98	1:39.188	3
15	81		5 Malvern MAY	Honda CBR600RR - IMP racing	7	12:28.561	58.092	0.651	81.91	1:39.225	4
16	43		6 Colin WALKER	Kawasaki ZX6R G2 - ELP Racing	7	12:33.187	1:02.718	4.626	81.41	1:40.041	2
17	84		7 Ricardo BRANCO	Yamaha R6 - IMP Racing	7	12:40.031	1:09.562	6.844	80.67	1:39.397	4
18	25		8 Harrison DAY	Yamaha R6 -	7	12:43.872	1:13.403	3.841	80.27	1:41.257	5
19	171	E	10 Daniel GIBBS	Suzuki GSXR 750 Y - Thomas Racing	7	12:51.728	1:21.259	7.856	79.45	1:47.317	5
20	19		9 Michael REGAN	Yamaha YZF-R6 - North weald motorcycles	7	12:56.054	1:25.585	4.326	79.01	1:43.126	5
21	139		10 Rob MARLEY	Honda CBR600F3 - PearTree Racing	7	12:57.209	1:26.740	1.155	78.89	1:43.679	4
22	85		11 Andrew KITE	Ducati 749 - Red Rebel Racing	7	13:01.409	1:30.940	4.200	78.47	1:43.212	7
23	71		12 Colin CLUNE	Suzuki SV650 -	7	13:04.245	1:33.776	2.836	78.18	1:44.633	4
24	34	R	2 Sean COOKNEY	Yamaha R6 - S34N Racing	7	13:17.630	1:47.161	13.385	76.87	1:45.651	3
25	49		13 Oli CHAYTOR	Yamaha R6 - PearTree Racing	6	11:33.223	1 Lap	1 Lap	75.81	1:46.270	4
26	69		14 Tony RUSSO	Yamaha R6 - Wymark Lubricants	6	11:33.887	1 Lap	0.664	75.74	1:46.365	5
27	737		15 Vincent LEWIN	Honda CBR600F3 - VINITWINRACING.CO.UK	6	11:34.550	1 Lap	0.663	75.67	1:46.393	3
28	91		16 James NEAL	Suzuki SV650 SUPERTWIN - LR Images/Anglia Avi	6	11:36.394	1 Lap	1.844	75.47	1:46.362	4
29	689		17 David TREVEIL	Yamaha YZF-R6 -	6	11:44.887	1 Lap	8.493	74.56	1:47.751	4
30	90	R	3 Marco STRILLOZZI	Yamaha R6 - KLUAPP.COM	6	11:56.065	1 Lap	11.178	73.39	1:47.753	2
31	63		18 Robert BUSH	Suzuki GSXR 600 - Legacy Racing	6	12:21.900	1 Lap	25.835	70.84	1:54.485	3
32	17		19 Karie HENLY	Honda CBR600 RR - Thomas Racing	6	13:08.107	1 Lap	46.207	66.69	2:03.023	4

NOT CLASSIFIED

DQ 129 E Derek CRIPPS Yamaha R1 - Kelly Cripps - Team FBR

FASTEST LAP

624	Matthew FEDRICK	Yamaha R6 - Matthew Fedrick farriers ltd/ Palmer R	6	1:36.978	90.32 mph	145.36 kph
77 E	David MAY	Suzuki GSXR 750 K1 - ELP Racing	2	1:37.495	89.84 mph	144.59 kph
292 R	Tommi CALDWELL	Yamaha YZF-R6 - DART Motorsport - California Suj	4	1:39.377	88.14 mph	141.85 kph

Bike 129 - Disqualified for failing post race technical inspection

Class E - 92.5% of Race Speed = 82.14 mph

Class - 92.5% of Race Speed = 77.14 mph

Class R - 92.5% of Race Speed = 75.84 mph

Race Distance: 7 Laps / 17.03 miles

Brands Hatch GP: 2.4332 miles

Date: 17/07/2022 Start: 14:13 Finish: 14:25

Weather / Track : Sunny / Dry

These results are provisional until the conclusion of any judicial and technical matters.

Clerk Of Course :	Stewards :	Timekeeper : <i>Craig Smith</i>
-------------------	------------	------------------------------------

Results can be found at www.tsl-timing.com

Printed - 14:47 Sunday, 17 July 2022



BMCRC - MRO Championships 2022 - Rnd 6 @ Brands Hatch GP

BMCRC Thunderbike Sport & Extreme

RACE 10 - LAP CHART

LAP 1 @ 14:15:31.303

NO	BEHIND	LAP TIME
77		1:43.085
129	2.108	1:45.193
117	2.238	1:45.323
51	2.989	1:46.074
119	5.027	1:48.112
6	5.201	1:48.286
28	5.327	1:48.412
14	5.844	1:48.929
46	7.557	1:50.642
833	7.902	1:50.987
171	12.641	1:55.726
54	42.462	2:25.547
84	44.072	2:27.157
292	44.500	2:27.585
52	44.732	2:27.817
48	44.823	2:27.908
81	45.285	2:28.370
624	46.306	2:29.391
43	46.402	2:29.487
25	48.411	2:31.496
139	49.008	2:32.093
19	49.080	2:32.165
71	50.252	2:33.337
85	51.723	2:34.808
49	53.096	2:36.181
90	53.764	2:36.849
34	54.206	2:37.291
69	55.232	2:38.317
91	56.331	2:39.416
737	56.913	2:39.998
689	57.877	2:40.962
63	1:03.041	2:46.126
17	1:07.512	2:50.597

LAP 2 @ 14:17:08.798

NO	BEHIND	LAP TIME
77		1:37.495
129	3.453	1:38.840
117	3.588	1:38.845
51	7.011	1:41.517
28	8.898	1:41.066
6	9.137	1:41.431
119	10.023	1:42.491
14	10.291	1:41.942
46	13.815	1:43.753
833	15.930	1:45.523
171	25.656	1:50.510
54	43.904	1:38.937
52	46.044	1:38.807
84	46.731	1:40.154
292	47.004	1:39.999
624	47.462	1:38.651
48	47.876	1:40.548
81	48.200	1:40.410
43	48.948	1:40.041
25	53.305	1:42.389
139	55.724	1:44.211
19	56.195	1:44.610
71	57.886	1:45.129
85	1:01.057	1:46.829
34	1:02.978	1:46.267
90	1:04.022	1:47.753
49	1:04.127	1:48.526

69	1:04.666	1:46.929
91	1:05.663	1:46.827
737	1:07.522	1:48.104
689	1:09.671	1:49.289
63	1:20.644	1:55.098
17	1:33.794	2:03.777

LAP 3 @ 14:18:46.668

NO	BEHIND	LAP TIME
77		1:37.870
129	4.740	1:39.157
117	4.884	1:39.166
51	8.487	1:39.346
28	11.181	1:40.153
6	13.353	1:42.086
14	13.810	1:41.389
119	14.751	1:42.598
46	19.646	1:43.701
833	20.671	1:42.611
171	36.970	1:49.184
54	44.668	1:38.634
52	46.615	1:38.441
624	48.308	1:38.716
84	48.380	1:39.519
292	48.691	1:39.557
48	49.194	1:39.188
81	49.880	1:39.550
43	51.555	1:40.477
25	57.828	1:42.393
139	1:02.224	1:44.370
19	1:02.581	1:44.256
71	1:04.780	1:44.764
85	1:08.226	1:45.039
34	1:10.759	1:45.651
49	1:14.618	1:48.361
69	1:14.778	1:47.982
91	1:15.857	1:48.064
737	1:16.045	1:46.393
689	1:21.424	1:49.623
90	1:27.067	2:00.915
63	1:37.259	1:54.485

LAP 4 @ 14:20:24.298

NO	BEHIND	LAP TIME
77		1:37.630
129	6.911	1:39.801
117	7.928	1:40.674
51	12.006	1:41.149
28	15.061	1:41.510
6	18.135	1:42.412
14	18.410	1:42.230
119	18.857	1:41.736
17	1 Lap	2:03.180
46	25.610	1:43.594
833	25.816	1:42.775
54	46.112	1:39.074
52	47.404	1:38.419
171	47.683	1:48.343
624	47.888	1:37.210
84	50.147	1:39.397
292	50.438	1:39.377
48	51.086	1:39.522
81	51.475	1:39.225
43	54.200	1:40.275
25	1:02.892	1:42.694

139	1:08.273	1:43.679
19	1:08.791	1:43.840
71	1:11.783	1:44.633
85	1:14.140	1:43.544
34	1:18.786	1:45.657
49	1:23.258	1:46.270
69	1:24.407	1:47.259
91	1:24.589	1:46.362
737	1:25.222	1:46.807
689	1:31.545	1:47.751

LAP 5 @ 14:22:01.907

NO	BEHIND	LAP TIME
77		1:37.609
90	1 Lap	1:49.429
129	8.162	1:38.860
117	8.236	1:37.917
51	14.754	1:40.357
28	17.009	1:39.557
63	1 Lap	1:55.018
6	21.931	1:41.405
14	22.309	1:41.508
119	22.975	1:41.727
46	32.603	1:44.602
833	32.690	1:44.483
17	1 Lap	2:03.023
624	47.266	1:36.987
54	47.283	1:38.780
52	48.144	1:38.349
84	52.406	1:39.868
292	52.759	1:39.930
48	52.954	1:39.477
81	53.721	1:39.855
43	56.963	1:40.372
171	57.391	1:47.317
25	1:06.540	1:41.257
19	1:14.308	1:43.126
139	1:15.172	1:44.508
71	1:19.050	1:44.876
85	1:20.772	1:44.241
34	1:27.775	1:46.598
49	1:32.620	1:46.971
69	1:33.163	1:46.365
91	1:34.029	1:47.049
737	1:34.399	1:46.786

LAP 6 @ 14:23:40.188

NO	BEHIND	LAP TIME
77		1:38.281
689	1 Lap	1:48.674
129	9.838	1:39.957
117	9.922	1:39.967
90	1 Lap	1:50.939
51	17.386	1:40.913
28	19.210	1:40.482
6	26.292	1:42.642
119	26.457	1:41.763
14	27.141	1:43.113
63	1 Lap	1:56.306
833	37.518	1:43.109
46	38.486	1:44.164
624	45.963	1:36.978
54	47.711	1:38.709
52	49.551	1:39.688
292	55.581	1:41.103

81	56.696	1:41.256
48	56.720	1:42.047
43	1:00.199	1:41.517
84	1:01.796	1:47.671
25	1:10.258	1:41.999
171	1:10.453	1:51.343
17	1 Lap	2:03.767
19	1:20.064	1:44.037
139	1:21.483	1:44.592
85	1:26.227	1:43.736
71	1:26.309	1:45.540
34	1:37.453	1:47.959

LAP 7 @ 14:25:18.687

NO	BEHIND	LAP TIME
77		1:38.499
49	1 Lap	1:46.914
69	1 Lap	1:47.035
737	1 Lap	1:46.462
91	1 Lap	1:48.676
129	10.608	1:39.269
117	11.172	1:39.749
689	1 Lap	1:48.588
51	19.399	1:40.512
28	22.944	1:42.233
90	1 Lap	1:50.180
119	29.239	1:41.281
6	29.555	1:41.762
14	29.767	1:41.125
833	43.326	1:44.307
46	44.701	1:44.714
624	44.735	1:37.271
54	48.489	1:39.277
52	51.137	1:40.085
63	1 Lap	1:54.867
292	57.360	1:40.278
48	57.441	1:39.220
81	58.092	1:39.895
43	1:02.718	1:41.018
84	1:09.562	1:46.265
25	1:13.403	1:41.644
171	1:21.259	1:49.305
19	1:25.585	1:44.020
139	1:26.740	1:43.756
85	1:30.940	1:43.212
71	1:33.776	1:45.966
17	1 Lap	2:03.763
34	1:47.161	1:48.207

BMCRC - MRO Championships 2022 - Rnd 6 @ Brands Hatch GP

BMCRC Thunderbike Sport & Extreme

RACE 10 - SECTOR ANALYSIS



SECTOR 1 = FL to I1, SECTOR 2 = I1 to I2, SECTOR 3 = I2 to FL, DIFF = Difference To Personal Best Lap, P = Crossed Finish Line in Pit Lane, D = Time Disallowed

P1 77 E		David MAY		Suzuki GSXR 750 K1 - ELP Racing			
IDEAL LAP TIME : 1:37.217		BEST LAP TIME : 1:37.495		DIFFERENCE : 0.278			
LAP	SECTOR 1	SECTOR 2	SECTOR 3	LAP TIME	MPH	DIFF	TIME OF DAY
1 -			22.921	1:43.085	84.97	5.590	14:15:31.303
2 -	31.205	43.466	22.824	1:37.495 (1)	89.84		14:17:08.798
3 -	31.094	43.731	23.045	1:37.870	89.50	0.375	14:18:46.668
4 -	31.476	43.336	22.818	1:37.630 (3)	89.72	0.135	14:20:24.298
5 -	31.248	43.413	22.948	1:37.609 (2)	89.74	0.114	14:22:01.907
6 -	31.421	44.073	22.787	1:38.281	89.13	0.786	14:23:40.188
7 -	31.557	44.017	22.925	1:38.499	88.93	1.004	14:25:18.687

P2 129 E		Derek CRIPPS		Yamaha R1 - Kelly Cripps - Team FBR			
IDEAL LAP TIME : 1:38.437		BEST LAP TIME : 1:38.840		DIFFERENCE : 0.403			
LAP	SECTOR 1	SECTOR 2	SECTOR 3	LAP TIME	MPH	DIFF	TIME OF DAY
1 -			23.166	1:45.193	83.27	6.353	14:15:33.411
2 -	31.573	44.095	23.172	1:38.840 (1)	88.62		14:17:12.251
3 -	31.478	44.605	23.074	1:39.157 (3)	88.34	0.317	14:18:51.408
4 -	31.839	45.035	22.927	1:39.801	87.77	0.961	14:20:31.209
5 -	31.415	44.298	23.147	1:38.860 (2)	88.60	0.020	14:22:10.069
6 -	31.611	44.818	23.528	1:39.957	87.63	1.117	14:23:50.026
7 -	31.775	44.399	23.095	1:39.269	88.24	0.429	14:25:29.295

P3 117 E		Raymond STAGG		Suzuki GSXR 750 -			
IDEAL LAP TIME : 1:37.817		BEST LAP TIME : 1:37.917		DIFFERENCE : 0.100			
LAP	SECTOR 1	SECTOR 2	SECTOR 3	LAP TIME	MPH	DIFF	TIME OF DAY
1 -			23.163	1:45.323	83.17	7.406	14:15:33.541
2 -	31.214	44.078	23.553	1:38.845 (2)	88.62	0.928	14:17:12.386
3 -	31.565	44.530	23.071	1:39.166 (3)	88.33	1.249	14:18:51.552
4 -	31.448	46.411	22.815	1:40.674	87.01	2.757	14:20:32.226
5 -	31.128	44.107	22.682	1:37.917 (1)	89.46		14:22:10.143
6 -	31.332	45.080	23.555	1:39.967	87.62	2.050	14:23:50.110
7 -	31.559	44.007	24.183	1:39.749	87.81	1.832	14:25:29.859

P4 51 E		Michael HOGARTH		Honda SP1 RC-51 - WHR Racing			
IDEAL LAP TIME : 1:39.091		BEST LAP TIME : 1:39.346		DIFFERENCE : 0.255			
LAP	SECTOR 1	SECTOR 2	SECTOR 3	LAP TIME	MPH	DIFF	TIME OF DAY
1 -			23.498	1:46.074	82.58	6.728	14:15:34.292
2 -	31.326	46.576	23.615	1:41.517	86.28	2.171	14:17:15.809
3 -	31.527	44.267	23.552	1:39.346 (1)	88.17		14:18:55.155
4 -	31.354	46.034	23.761	1:41.149	86.60	1.803	14:20:36.304
5 -	31.736	44.487	24.134	1:40.357 (2)	87.28	1.011	14:22:16.661
6 -	31.919	45.011	23.983	1:40.913	86.80	1.567	14:23:57.574
7 -	31.876	44.783	23.853	1:40.512 (3)	87.15	1.166	14:25:38.086

P5 28 E		David SPENCER		Suzuki GSXR 600 - Paramount 26 Ltd			
IDEAL LAP TIME : 1:39.386		BEST LAP TIME : 1:39.557		DIFFERENCE : 0.171			
LAP	SECTOR 1	SECTOR 2	SECTOR 3	LAP TIME	MPH	DIFF	TIME OF DAY
1 -			23.997	1:48.412	80.80	8.855	14:15:36.630
2 -	32.591	44.812	23.663	1:41.066	86.67	1.509	14:17:17.696
3 -	31.931	44.430	23.792	1:40.153 (2)	87.46	0.596	14:18:57.849
4 -	32.962	45.023	23.525	1:41.510	86.29	1.953	14:20:39.359
5 -	32.102	44.357	23.098	1:39.557 (1)	87.98		14:22:18.916
6 -	32.292	44.514	23.676	1:40.482 (3)	87.17	0.925	14:23:59.398
7 -	32.085	46.605	23.543	1:42.233	85.68	2.676	14:25:41.631

BMCRC - MRO Championships 2022 - Rnd 6 @ Brands Hatch GP

BMCRC Thunderbike Sport & Extreme

RACE 10 - SECTOR ANALYSIS



SECTOR 1 = FL to I1, SECTOR 2 = I1 to I2, SECTOR 3 = I2 to FL, DIFF = Difference To Personal Best Lap, P = Crossed Finish Line in Pit Lane, D = Time Disallowed

P6 119 E Simon HEALEY		Yamaha R1 - Popular Tyres Ltd / Pro Parts Ltd					
IDEAL LAP TIME : 1:40.784		BEST LAP TIME : 1:41.281		DIFFERENCE : 0.497			
LAP	SECTOR 1	SECTOR 2	SECTOR 3	LAP TIME	MPH	DIFF	TIME OF DAY
1 -			24.405	1:48.112	81.02	6.831	14:15:36.330
2 -	33.103	45.518	23.870	1:42.491	85.46	1.210	14:17:18.821
3 -	32.932	45.407	24.259	1:42.598	85.38	1.317	14:19:01.419
4 -	32.513	45.585	23.638	1:41.736 (3)	86.10	0.455	14:20:43.155
5 -	32.328	46.104	23.295	1:41.727 (2)	86.11	0.446	14:22:24.882
6 -	32.290	46.079	23.394	1:41.763	86.08	0.482	14:24:06.645
7 -	32.625	45.569	23.087	1:41.281 (1)	86.49		14:25:47.926

P7 6 E Andrew FIRTH		Yamaha YZF-R1 - LTRmotorcycles.co.uk / Palmer Race Skool /					
IDEAL LAP TIME : 1:40.760		BEST LAP TIME : 1:41.405		DIFFERENCE : 0.645			
LAP	SECTOR 1	SECTOR 2	SECTOR 3	LAP TIME	MPH	DIFF	TIME OF DAY
1 -			24.054	1:48.286	80.89	6.881	14:15:36.504
2 -	32.395	44.767	24.269	1:41.431 (2)	86.36	0.026	14:17:17.935
3 -	32.677	45.432	23.977	1:42.086	85.80	0.681	14:19:00.021
4 -	32.618	45.156	24.638	1:42.412	85.53	1.007	14:20:42.433
5 -	32.375	45.412	23.618	1:41.405 (1)	86.38		14:22:23.838
6 -	32.827	45.934	23.881	1:42.642	85.34	1.237	14:24:06.480
7 -	32.491	45.448	23.823	1:41.762 (3)	86.08	0.357	14:25:48.242

P8 14 E Nick KILLWORTH		Aprillia RSV MILLE - Bk racing/ Rabbit					
IDEAL LAP TIME : 1:40.619		BEST LAP TIME : 1:41.125		DIFFERENCE : 0.506			
LAP	SECTOR 1	SECTOR 2	SECTOR 3	LAP TIME	MPH	DIFF	TIME OF DAY
1 -			23.948	1:48.929	80.41	7.804	14:15:37.147
2 -	32.505	45.625	23.812	1:41.942	85.92	0.817	14:17:19.089
3 -	32.181	45.180	24.028	1:41.389 (2)	86.39	0.264	14:19:00.478
4 -	32.605	45.187	24.438	1:42.230	85.68	1.105	14:20:42.708
5 -	32.466	45.559	23.483	1:41.508 (3)	86.29	0.383	14:22:24.216
6 -	32.728	46.546	23.839	1:43.113	84.95	1.988	14:24:07.329
7 -	32.552	45.315	23.258	1:41.125 (1)	86.62		14:25:48.454

P9 833 E Talan SKEELS-PIGGINS		Suzuki GSXR 750 - Talan Racing					
IDEAL LAP TIME : 1:42.326		BEST LAP TIME : 1:42.611		DIFFERENCE : 0.285			
LAP	SECTOR 1	SECTOR 2	SECTOR 3	LAP TIME	MPH	DIFF	TIME OF DAY
1 -			24.337	1:50.987	78.92	8.376	14:15:39.205
2 -	35.115	45.956	24.452	1:45.523	83.01	2.912	14:17:24.728
3 -	32.910	45.655	24.046	1:42.611 (1)	85.36		14:19:07.339
4 -	32.648	46.104	24.023	1:42.775 (2)	85.23	0.164	14:20:50.114
5 -	33.687	46.617	24.179	1:44.483	83.83	1.872	14:22:34.597
6 -	32.812	45.970	24.327	1:43.109 (3)	84.95	0.498	14:24:17.706
7 -	33.592	46.517	24.198	1:44.307	83.98	1.696	14:26:02.013

P10 46 E Adrian DRAPER		Suzuki GSXR 750 - droopy racing uk					
IDEAL LAP TIME : 1:43.097		BEST LAP TIME : 1:43.594		DIFFERENCE : 0.497			
LAP	SECTOR 1	SECTOR 2	SECTOR 3	LAP TIME	MPH	DIFF	TIME OF DAY
1 -			24.517	1:50.642	79.17	7.048	14:15:38.860
2 -	32.988	46.204	24.561	1:43.753 (3)	84.42	0.159	14:17:22.613
3 -	33.151	45.891	24.659	1:43.701 (2)	84.47	0.107	14:19:06.314
4 -	32.811	46.214	24.569	1:43.594 (1)	84.55		14:20:49.908
5 -	33.212	46.746	24.644	1:44.602	83.74	1.008	14:22:34.510
6 -	33.542	46.227	24.395	1:44.164	84.09	0.570	14:24:18.674
7 -	33.247	46.776	24.691	1:44.714	83.65	1.120	14:26:03.388

BMCRC - MRO Championships 2022 - Rnd 6 @ Brands Hatch GP

BMCRC Thunderbike Sport & Extreme

RACE 10 - SECTOR ANALYSIS



SECTOR 1 = FL to I1, SECTOR 2 = I1 to I2, SECTOR 3 = I2 to FL, DIFF = Difference To Personal Best Lap, P = Crossed Finish Line in Pit Lane, D = Time Disallowed

P11 624		Matthew FEDRICK		Yamaha R6 - Matthew Fedrick farriers ltd/ Palmer Race Skool			
IDEAL LAP TIME : 1:36.739		BEST LAP TIME : 1:36.978		DIFFERENCE : 0.239			
LAP	SECTOR 1	SECTOR 2	SECTOR 3	LAP TIME	MPH	DIFF	TIME OF DAY
1 -		44.824	23.256	2:29.391	58.63	52.413	14:16:17.609
2 -	31.237	44.244	23.170	1:38.651	88.79	1.673	14:17:56.260
3 -	31.179	44.309	23.228	1:38.716	88.73	1.738	14:19:34.976
4 -	31.043	43.392	22.775	1:37.210 (3)	90.11	0.232	14:21:12.186
5 -	30.823	43.399	22.765	1:36.987 (2)	90.31	0.009	14:22:49.173
6 -	30.582	43.479	22.917	1:36.978 (1)	90.32		14:24:26.151
7 -	30.658	43.715	22.898	1:37.271	90.05	0.293	14:26:03.422

P12 54		Adam JAMISON		Yamaha R6 - Team AJR			
IDEAL LAP TIME : 1:38.450		BEST LAP TIME : 1:38.634		DIFFERENCE : 0.184			
LAP	SECTOR 1	SECTOR 2	SECTOR 3	LAP TIME	MPH	DIFF	TIME OF DAY
1 -		44.287	23.421	2:25.547	60.18	46.913	14:16:13.765
2 -	31.354	44.206	23.377	1:38.937	88.53	0.303	14:17:52.702
3 -	31.505	43.833	23.296	1:38.634 (1)	88.81		14:19:31.336
4 -	31.679	43.970	23.425	1:39.074	88.41	0.440	14:21:10.410
5 -	31.658	43.800	23.322	1:38.780 (3)	88.68	0.146	14:22:49.190
6 -	31.423	43.965	23.321	1:38.709 (2)	88.74	0.075	14:24:27.899
7 -	31.404	44.287	23.586	1:39.277	88.23	0.643	14:26:07.176

P13 52		Elliot FRICKER		Honda CBR600 - Petwise.org, S&S, Ride in Bike Tyres			
IDEAL LAP TIME : 1:38.154		BEST LAP TIME : 1:38.349		DIFFERENCE : 0.195			
LAP	SECTOR 1	SECTOR 2	SECTOR 3	LAP TIME	MPH	DIFF	TIME OF DAY
1 -		45.080	23.684	2:27.817	59.26	49.468	14:16:16.035
2 -	31.737	43.792	23.278	1:38.807	88.65	0.458	14:17:54.842
3 -	31.202	43.857	23.382	1:38.441 (3)	88.98	0.092	14:19:33.283
4 -	31.084	43.811	23.524	1:38.419 (2)	89.00	0.070	14:21:11.702
5 -	31.131	43.940	23.278	1:38.349 (1)	89.06		14:22:50.051
6 -	32.100	44.158	23.430	1:39.688	87.87	1.339	14:24:29.739
7 -	31.667	44.488	23.930	1:40.085	87.52	1.736	14:26:09.824

P14 292 R		Tommi CALDWELL		Yamaha YZF-R6 - DART Motorsport - California Superbike Schc			
IDEAL LAP TIME : 1:38.512		BEST LAP TIME : 1:39.377		DIFFERENCE : 0.865			
LAP	SECTOR 1	SECTOR 2	SECTOR 3	LAP TIME	MPH	DIFF	TIME OF DAY
1 -		45.172	23.618	2:27.585	59.35	48.208	14:16:15.803
2 -	32.033	44.694	23.272	1:39.999	87.59	0.622	14:17:55.802
3 -	31.589	44.800	23.168	1:39.557 (2)	87.98	0.180	14:19:35.359
4 -	31.663	43.755	23.959	1:39.377 (1)	88.14		14:21:14.736
5 -	31.771	44.854	23.305	1:39.930 (3)	87.65	0.553	14:22:54.666
6 -	32.138	45.312	23.653	1:41.103	86.64	1.726	14:24:35.769
7 -	31.643	45.106	23.529	1:40.278	87.35	0.901	14:26:16.047

P15 48		Shaun WALLIS		Yamaha R6 - MBC Despatch Racing			
IDEAL LAP TIME : 1:38.531		BEST LAP TIME : 1:39.188		DIFFERENCE : 0.657			
LAP	SECTOR 1	SECTOR 2	SECTOR 3	LAP TIME	MPH	DIFF	TIME OF DAY
1 -		45.541	23.402	2:27.908	59.22	48.720	14:16:16.126
2 -	31.861	45.135	23.552	1:40.548	87.12	1.360	14:17:56.674
3 -	31.452	44.591	23.145	1:39.188 (1)	88.31		14:19:35.862
4 -	31.504	44.512	23.506	1:39.522	88.01	0.334	14:21:15.384
5 -	31.359	44.977	23.141	1:39.477 (3)	88.05	0.289	14:22:54.861
6 -	33.018	45.714	23.315	1:42.047	85.84	2.859	14:24:36.908
7 -	31.793	44.031	23.396	1:39.220 (2)	88.28	0.032	14:26:16.128

BMCRC - MRO Championships 2022 - Rnd 6 @ Brands Hatch GP

BMCRC Thunderbike Sport & Extreme

RACE 10 - SECTOR ANALYSIS



SECTOR 1 = FL to I1, SECTOR 2 = I1 to I2, SECTOR 3 = I2 to FL, DIFF = Difference To Personal Best Lap, P = Crossed Finish Line in Pit Lane, D = Time Disallowed

P16 81		Malvern MAY		Honda CBR600RR - IMP racing			
IDEAL LAP TIME : 1:39.026		BEST LAP TIME : 1:39.225		DIFFERENCE : 0.199			
LAP	SECTOR 1	SECTOR 2	SECTOR 3	LAP TIME	MPH	DIFF	TIME OF DAY
1 -		45.459	23.621	2:28.370	59.04	49.145	14:16:16.588
2 -	31.870	44.937	23.603	1:40.410	87.24	1.185	14:17:56.998
3 -	31.327	44.661	23.562	1:39.550 (2)	87.99	0.325	14:19:36.548
4 -	31.295	44.169	23.761	1:39.225 (1)	88.28		14:21:15.773
5 -	31.418	44.866	23.571	1:39.855 (3)	87.72	0.630	14:22:55.628
6 -	32.349	45.154	23.753	1:41.256	86.51	2.031	14:24:36.884
7 -	31.574	44.355	23.966	1:39.895	87.69	0.670	14:26:16.779

P17 43		Colin WALKEY		Kawasaki ZX6R G2 - ELP Racing			
IDEAL LAP TIME : 1:39.834		BEST LAP TIME : 1:40.041		DIFFERENCE : 0.207			
LAP	SECTOR 1	SECTOR 2	SECTOR 3	LAP TIME	MPH	DIFF	TIME OF DAY
1 -		45.556	23.542	2:29.487	58.59	49.446	14:16:17.705
2 -	31.858	44.699	23.484	1:40.041 (1)	87.56		14:17:57.746
3 -	31.983	44.979	23.515	1:40.477	87.18	0.436	14:19:38.223
4 -	31.799	44.990	23.486	1:40.275 (2)	87.35	0.234	14:21:18.498
5 -	31.651	44.877	23.844	1:40.372 (3)	87.27	0.331	14:22:58.870
6 -	31.801	45.512	24.204	1:41.517	86.28	1.476	14:24:40.387
7 -	32.078	45.231	23.709	1:41.018	86.71	0.977	14:26:21.405

P18 84		Ricardo BRANCO		Yamaha R6 - IMP Racing			
IDEAL LAP TIME : 1:38.952		BEST LAP TIME : 1:39.397		DIFFERENCE : 0.445			
LAP	SECTOR 1	SECTOR 2	SECTOR 3	LAP TIME	MPH	DIFF	TIME OF DAY
1 -		45.165	23.304	2:27.157	59.52	47.760	14:16:15.375
2 -	32.164	44.789	23.201	1:40.154	87.46	0.757	14:17:55.529
3 -	31.686	44.552	23.281	1:39.519 (2)	88.02	0.122	14:19:35.048
4 -	31.602	44.149	23.646	1:39.397 (1)	88.12		14:21:14.445
5 -	31.939	44.722	23.207	1:39.868 (3)	87.71	0.471	14:22:54.313
6 -	31.916	49.609	26.146	1:47.671	81.35	8.274	14:24:41.984
7 -	33.521	47.523	25.221	1:46.265	82.43	6.868	14:26:28.249

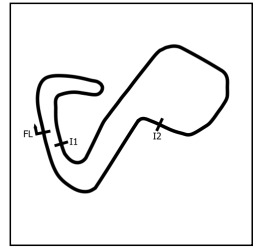
P19 25		Harrison DAY		Yamaha R6 -			
IDEAL LAP TIME : 1:41.257		BEST LAP TIME : 1:41.257		DIFFERENCE : 0.000			
LAP	SECTOR 1	SECTOR 2	SECTOR 3	LAP TIME	MPH	DIFF	TIME OF DAY
1 -		46.437	24.120	2:31.496	57.82	50.239	14:16:19.714
2 -	32.466	45.847	24.076	1:42.389	85.55	1.132	14:18:02.103
3 -	32.520	45.811	24.062	1:42.393	85.55	1.136	14:19:44.496
4 -	32.878	45.932	23.884	1:42.694	85.30	1.437	14:21:27.190
5 -	32.238	45.287	23.732	1:41.257 (1)	86.51		14:23:08.447
6 -	32.408	45.611	23.980	1:41.999 (3)	85.88	0.742	14:24:50.446
7 -	32.265	45.337	24.042	1:41.644 (2)	86.18	0.387	14:26:32.090

P20 171 E		Daniel GIBBS		Suzuki GSXR 750 Y - Thomas Racing			
IDEAL LAP TIME : 1:47.317		BEST LAP TIME : 1:47.317		DIFFERENCE : 0.000			
LAP	SECTOR 1	SECTOR 2	SECTOR 3	LAP TIME	MPH	DIFF	TIME OF DAY
1 -			25.529	1:55.726	75.69	8.409	14:15:43.944
2 -	35.208	49.527	25.775	1:50.510	79.26	3.193	14:17:34.454
3 -	35.057	48.447	25.680	1:49.184 (3)	80.23	1.867	14:19:23.638
4 -	34.646	48.453	25.244	1:48.343 (2)	80.85	1.026	14:21:11.981
5 -	34.141	47.970	25.206	1:47.317 (1)	81.62		14:22:59.298
6 -	34.437	50.565	26.341	1:51.343	78.67	4.026	14:24:50.641
7 -	34.775	48.573	25.957	1:49.305	80.14	1.988	14:26:39.946

BMCRC - MRO Championships 2022 - Rnd 6 @ Brands Hatch GP

BMCRC Thunderbike Sport & Extreme

RACE 10 - SECTOR ANALYSIS



SECTOR 1 = FL to I1, SECTOR 2 = I1 to I2, SECTOR 3 = I2 to FL, DIFF = Difference To Personal Best Lap, P = Crossed Finish Line in Pit Lane, D = Time Disallowed

P21 19		Michael REGAN		Yamaha YZF-R6 - North weald motorcycles			
IDEAL LAP TIME : 1:43.094		BEST LAP TIME : 1:43.126		DIFFERENCE : 0.032			
LAP	SECTOR 1	SECTOR 2	SECTOR 3	LAP TIME	MPH	DIFF	TIME OF DAY
1 -		47.787	23.992	2:32.165	57.56	49.039	14:16:20.383
2 -	33.277	47.333	24.000	1:44.610	83.73	1.484	14:18:04.993
3 -	33.415	46.787	24.054	1:44.256	84.02	1.130	14:19:49.249
4 -	33.009	46.685	24.146	1:43.840 (2)	84.35	0.714	14:21:33.089
5 -	32.820	46.282	24.024	1:43.126 (1)	84.94		14:23:16.215
6 -	33.255	46.532	24.250	1:44.037	84.19	0.911	14:25:00.252
7 -	32.907	46.883	24.230	1:44.020 (3)	84.21	0.894	14:26:44.272

P22 139		Rob MARLEY		Honda CBR600F3 - PearTree Racing			
IDEAL LAP TIME : 1:43.380		BEST LAP TIME : 1:43.679		DIFFERENCE : 0.299			
LAP	SECTOR 1	SECTOR 2	SECTOR 3	LAP TIME	MPH	DIFF	TIME OF DAY
1 -		47.709	24.272	2:32.093	57.59	48.414	14:16:20.311
2 -	33.110	47.065	24.036	1:44.211 (3)	84.05	0.532	14:18:04.522
3 -	33.355	46.963	24.052	1:44.370	83.93	0.691	14:19:48.892
4 -	32.801	46.746	24.132	1:43.679 (1)	84.49		14:21:32.571
5 -	33.086	47.300	24.122	1:44.508	83.81	0.829	14:23:17.079
6 -	33.377	47.194	24.021	1:44.592	83.75	0.913	14:25:01.671
7 -	33.043	46.558	24.155	1:43.756 (2)	84.42	0.077	14:26:45.427

P23 85		Andrew KITE		Ducati 749 - Red Rebel Racing			
IDEAL LAP TIME : 1:43.091		BEST LAP TIME : 1:43.212		DIFFERENCE : 0.121			
LAP	SECTOR 1	SECTOR 2	SECTOR 3	LAP TIME	MPH	DIFF	TIME OF DAY
1 -		47.872	25.036	2:34.808	56.58	51.596	14:16:23.026
2 -	34.378	47.434	25.017	1:46.829	81.99	3.617	14:18:09.855
3 -	33.917	46.675	24.447	1:45.039	83.39	1.827	14:19:54.894
4 -	33.183	46.315	24.046	1:43.544 (2)	84.60	0.332	14:21:38.438
5 -	33.441	46.613	24.187	1:44.241	84.03	1.029	14:23:22.679
6 -	33.125	46.319	24.292	1:43.736 (3)	84.44	0.524	14:25:06.415
7 -	32.937	46.108	24.167	1:43.212 (1)	84.87		14:26:49.627

P24 71		Colin CLUNE		Suzuki SV650 -			
IDEAL LAP TIME : 1:44.505		BEST LAP TIME : 1:44.633		DIFFERENCE : 0.128			
LAP	SECTOR 1	SECTOR 2	SECTOR 3	LAP TIME	MPH	DIFF	TIME OF DAY
1 -		47.043	24.886	2:33.337	57.12	48.704	14:16:21.555
2 -	33.329	46.892	24.908	1:45.129	83.32	0.496	14:18:06.684
3 -	33.116	46.700	24.948	1:44.764 (2)	83.61	0.131	14:19:51.448
4 -	32.945	46.772	24.916	1:44.633 (1)	83.71		14:21:36.081
5 -	33.130	46.886	24.860	1:44.876 (3)	83.52	0.243	14:23:20.957
6 -	33.300	47.263	24.977	1:45.540	83.00	0.907	14:25:06.497
7 -	33.413	47.494	25.059	1:45.966	82.66	1.333	14:26:52.463

P25 34 R		Sean COOKNEY		Yamaha R6 - S34N Racing			
IDEAL LAP TIME : 1:45.014		BEST LAP TIME : 1:45.651		DIFFERENCE : 0.637			
LAP	SECTOR 1	SECTOR 2	SECTOR 3	LAP TIME	MPH	DIFF	TIME OF DAY
1 -		48.455	24.792	2:37.291	55.69	51.640	14:16:25.509
2 -	33.632	47.872	24.763	1:46.267 (3)	82.43	0.616	14:18:11.776
3 -	33.896	47.198	24.557	1:45.651 (1)	82.91		14:19:57.427
4 -	33.787	47.686	24.184	1:45.657 (2)	82.90	0.006	14:21:43.084
5 -	34.041	48.045	24.512	1:46.598	82.17	0.947	14:23:29.682
6 -	34.742	47.941	25.276	1:47.959	81.14	2.308	14:25:17.641
7 -	34.663	48.212	25.332	1:48.207	80.95	2.556	14:27:05.848

BMCRC - MRO Championships 2022 - Rnd 6 @ Brands Hatch GP

BMCRC Thunderbike Sport & Extreme

RACE 10 - SECTOR ANALYSIS



SECTOR 1 = FL to I1, SECTOR 2 = I1 to I2, SECTOR 3 = I2 to FL, DIFF = Difference To Personal Best Lap, P = Crossed Finish Line in Pit Lane, D = Time Disallowed

P26 49		Oli CHAYTOR		Yamaha R6 - PearTree Racing			
IDEAL LAP TIME : 1:46.222		BEST LAP TIME : 1:46.270		DIFFERENCE : 0.048			
LAP	SECTOR 1	SECTOR 2	SECTOR 3	LAP TIME	MPH	DIFF	TIME OF DAY
1 -		48.179	25.004	2:36.181	56.08	49.911	14:16:24.399
2 -	35.652	47.845	25.029	1:48.526	80.71	2.256	14:18:12.925
3 -	34.654	48.840	24.867	1:48.361	80.83	2.091	14:20:01.286
4 -	34.345	47.283	24.642	1:46.270 (1)	82.43		14:21:47.556
5 -	34.392	47.650	24.929	1:46.971 (3)	81.88	0.701	14:23:34.527
6 -	34.297	47.861	24.756	1:46.914 (2)	81.93	0.644	14:25:21.441

P27 69		Tony RUSSO		Yamaha R6 - Wymark Lubricants			
IDEAL LAP TIME : 1:46.291		BEST LAP TIME : 1:46.365		DIFFERENCE : 0.074			
LAP	SECTOR 1	SECTOR 2	SECTOR 3	LAP TIME	MPH	DIFF	TIME OF DAY
1 -		48.963	25.619	2:38.317	55.33	51.952	14:16:26.535
2 -	34.100	47.683	25.146	1:46.929 (2)	81.92	0.564	14:18:13.464
3 -	34.570	48.292	25.120	1:47.982	81.12	1.617	14:20:01.446
4 -	33.601	48.044	25.614	1:47.259	81.66	0.894	14:21:48.705
5 -	33.675	47.678	25.012	1:46.365 (1)	82.35		14:23:35.070
6 -	34.235	47.717	25.083	1:47.035 (3)	81.84	0.670	14:25:22.105

P28 737		Vincent LEWIN		Honda CBR600F3 - VINITWINRACING.CO.UK			
IDEAL LAP TIME : 1:45.988		BEST LAP TIME : 1:46.393		DIFFERENCE : 0.405			
LAP	SECTOR 1	SECTOR 2	SECTOR 3	LAP TIME	MPH	DIFF	TIME OF DAY
1 -		49.250	25.177	2:39.998	54.74	53.605	14:16:28.216
2 -	34.594	48.052	25.458	1:48.104	81.03	1.711	14:18:16.320
3 -	34.178	47.664	24.551	1:46.393 (1)	82.33		14:20:02.713
4 -	34.218	48.020	24.569	1:46.807	82.01	0.414	14:21:49.520
5 -	33.835	48.232	24.719	1:46.786 (3)	82.03	0.393	14:23:36.306
6 -	33.942	47.602	24.918	1:46.462 (2)	82.28	0.069	14:25:22.768

P29 91		James NEAL		Suzuki SV650 SUPERTWIN - LR Images/Anglia Aviation			
IDEAL LAP TIME : 1:46.070		BEST LAP TIME : 1:46.362		DIFFERENCE : 0.292			
LAP	SECTOR 1	SECTOR 2	SECTOR 3	LAP TIME	MPH	DIFF	TIME OF DAY
1 -		50.097	25.596	2:39.416	54.94	53.054	14:16:27.634
2 -	33.821	47.701	25.305	1:46.827 (2)	82.00	0.465	14:18:14.461
3 -	33.629	49.185	25.250	1:48.064	81.06	1.702	14:20:02.525
4 -	33.467	47.897	24.998	1:46.362 (1)	82.35		14:21:48.887
5 -	33.857	48.290	24.902	1:47.049 (3)	81.83	0.687	14:23:35.936
6 -	33.859	49.315	25.502	1:48.676	80.60	2.314	14:25:24.612

P30 689		David TREVEIL		Yamaha YZF-R6 -			
IDEAL LAP TIME : 1:47.710		BEST LAP TIME : 1:47.751		DIFFERENCE : 0.041			
LAP	SECTOR 1	SECTOR 2	SECTOR 3	LAP TIME	MPH	DIFF	TIME OF DAY
1 -		50.283	25.328	2:40.962	54.42	53.211	14:16:29.180
2 -	34.955	49.098	25.236	1:49.289	80.15	1.538	14:18:18.469
3 -	34.640	49.800	25.183	1:49.623	79.90	1.872	14:20:08.092
4 -	34.195	48.653	24.903	1:47.751 (1)	81.29		14:21:55.843
5 -	34.164	49.127	25.383	1:48.674 (3)	80.60	0.923	14:23:44.517
6 -	34.154	49.288	25.146	1:48.588 (2)	80.67	0.837	14:25:33.105

P31 90 R		Marco STRILLOZZI		Yamaha R6 - KLUAPP.COM			
IDEAL LAP TIME : 1:47.602		BEST LAP TIME : 1:47.753		DIFFERENCE : 0.151			
LAP	SECTOR 1	SECTOR 2	SECTOR 3	LAP TIME	MPH	DIFF	TIME OF DAY
1 -		48.756	25.580	2:36.849	55.84	49.096	14:16:25.067
2 -	34.477	48.017	25.259	1:47.753 (1)	81.29		14:18:12.820
3 -	34.326	1:00.972	25.617	2:00.915	72.44	13.162	14:20:13.735
4 -	34.883	48.963	25.583	1:49.429 (2)	80.05	1.676	14:22:03.164
5 -	34.648	49.509	26.782	1:50.939	78.96	3.186	14:23:54.103
6 -	35.261	49.314	25.605	1:50.180 (3)	79.50	2.427	14:25:44.283

BMCRC - MRO Championships 2022 - Rnd 6 @ Brands Hatch GP

BMCRC Thunderbike Sport & Extreme

RACE 10 - SECTOR ANALYSIS



SECTOR 1 = FL to I1, SECTOR 2 = I1 to I2, SECTOR 3 = I2 to FL, DIFF = Difference To Personal Best Lap, P = Crossed Finish Line in Pit Lane, D = Time Disallowed

P32 63		Robert BUSH		Suzuki GSXR 600 - Legacy Racing			
IDEAL LAP TIME : 1:54.169		BEST LAP TIME : 1:54.485		DIFFERENCE : 0.316			
LAP	SECTOR 1	SECTOR 2	SECTOR 3	LAP TIME	MPH	DIFF	TIME OF DAY
1 -		52.237	26.525	2:46.126	52.73	51.641	14:16:34.344
2 -	36.178	52.258	26.662	1:55.098	76.10	0.613	14:18:29.442
3 -	36.166	52.221	26.098	1:54.485 (1)	76.51		14:20:23.927
4 -	36.271	51.905	26.842	1:55.018 (3)	76.16	0.533	14:22:18.945
5 -	36.768	53.243	26.295	1:56.306	75.31	1.821	14:24:15.251
6 -	36.214	52.420	26.233	1:54.867 (2)	76.26	0.382	14:26:10.118

P33 17		Karie HENLY		Honda CBR600 RR - Thomas Racing			
IDEAL LAP TIME : 2:00.098		BEST LAP TIME : 2:03.023		DIFFERENCE : 2.925			
LAP	SECTOR 1	SECTOR 2	SECTOR 3	LAP TIME	MPH	DIFF	TIME OF DAY
1 -		53.582	27.563	2:50.597	51.34	47.574	14:16:38.815
2 -	39.347	56.141	28.289	2:03.777	70.77	0.754	14:18:42.592
3 -	39.113	55.619	28.448	2:03.180 (2)	71.11	0.157	14:20:45.772
4 -	38.953	55.525	28.545	2:03.023 (1)	71.20		14:22:48.795
5 -	40.008	55.370	28.389	2:03.767	70.77	0.744	14:24:52.562
6 -	39.882	55.418	28.463	2:03.763 (3)	70.77	0.740	14:26:56.325

BMCRC - MRO Championships 2022 - Rnd 6 @ Brands Hatch GP

BMCRC Thunderbike Sport & Extreme

RACE 10 - BEST SECTORS

SECTOR 1			SECTOR 2			SECTOR 3			IDEAL / BEST COMPARISON						
POS	NO	NAME	TIME	NO	NAME	TIME	NO	NAME	TIME	POS	NO	NAME	IDEAL	BEST	DIFF
													PERFECT LAP	1:36.600	
1	624	FEDRICK	30.582	77	MAY	43.336	117	STAGG	22.682	1	624	FEDRICK	1:36.739	1:36.978	0.239
2	52	FRICKER	31.084	624	FEDRICK	43.392	624	FEDRICK	22.765	2	77	MAY	1:37.217	1:37.495	0.278
3	77	MAY	31.094	292	CALDWELL	43.755	77	MAY	22.787	3	117	STAGG	1:37.817	1:37.917	0.100
4	117	STAGG	31.128	52	FRICKER	43.792	129	CRIPPS	22.927	4	52	FRICKER	1:38.154	1:38.349	0.195
5	81	MAY	31.295	54	JAMISON	43.800	119	HEALEY	23.087	5	129	CRIPPS	1:38.437	1:38.840	0.403
6	51	HOGARTH	31.326	117	STAGG	44.007	28	SPENCER	23.098	6	54	JAMISON	1:38.450	1:38.634	0.184
7	54	JAMISON	31.354	48	WALLIS	44.031	48	WALLIS	23.141	7	292	CALDWELL	1:38.512	1:39.377	0.865
8	48	WALLIS	31.359	129	CRIPPS	44.095	292	CALDWELL	23.168	8	48	WALLIS	1:38.531	1:39.188	0.657
9	129	CRIPPS	31.415	84	BRANCO	44.149	84	BRANCO	23.201	9	84	BRANCO	1:38.952	1:39.397	0.445
10	292	CALDWELL	31.589	81	MAY	44.169	14	KILLWORTH	23.258	10	81	MAY	1:39.026	1:39.225	0.199
11	84	BRANCO	31.602	51	HOGARTH	44.267	52	FRICKER	23.278	11	51	HOGARTH	1:39.091	1:39.346	0.255
12	43	WALKEY	31.651	28	SPENCER	44.357	54	JAMISON	23.296	12	28	SPENCER	1:39.386	1:39.557	0.171
13	28	SPENCER	31.931	43	WALKEY	44.699	43	WALKEY	23.484	13	43	WALKEY	1:39.834	1:40.041	0.207
14	14	KILLWORTH	32.181	6	FIRTH	44.767	51	HOGARTH	23.498	14	14	KILLWORTH	1:40.619	1:41.125	0.506
15	25	DAY	32.238	14	KILLWORTH	45.180	81	MAY	23.562	15	6	FIRTH	1:40.760	1:41.405	0.645
16	119	HEALEY	32.290	25	DAY	45.287	6	FIRTH	23.618	16	119	HEALEY	1:40.784	1:41.281	0.497
17	6	FIRTH	32.375	119	HEALEY	45.407	25	DAY	23.732	17	25	DAY	1:41.257	1:41.257	0.000
18	833	SKEELS-PIGGINS	32.648	833	SKEELS-PIGGINS	45.655	19	REGAN	23.992	18	833	SKEELS-PIGGINS	1:42.326	1:42.611	0.285
19	139	MARLEY	32.801	46	DRAPER	45.891	139	MARLEY	24.021	19	85	KITE	1:43.091	1:43.212	0.121
20	46	DRAPER	32.811	85	KITE	46.108	833	SKEELS-PIGGINS	24.023	20	19	REGAN	1:43.094	1:43.126	0.032
21	19	REGAN	32.820	19	REGAN	46.282	85	KITE	24.046	21	46	DRAPER	1:43.097	1:43.594	0.497
22	85	KITE	32.937	139	MARLEY	46.558	34	COOKNEY	24.184	22	139	MARLEY	1:43.380	1:43.679	0.299
23	71	CLUNE	32.945	71	CLUNE	46.700	46	DRAPER	24.395	23	71	CLUNE	1:44.505	1:44.633	0.128
24	91	NEAL	33.467	34	COOKNEY	47.198	737	LEWIN	24.551	24	34	COOKNEY	1:45.014	1:45.651	0.637
25	69	RUSSO	33.601	49	CHAYTOR	47.283	49	CHAYTOR	24.642	25	737	LEWIN	1:45.988	1:46.393	0.405
26	34	COOKNEY	33.632	737	LEWIN	47.602	71	CLUNE	24.860	26	91	NEAL	1:46.070	1:46.362	0.292
27	737	LEWIN	33.835	69	RUSSO	47.678	91	NEAL	24.902	27	49	CHAYTOR	1:46.222	1:46.270	0.048
28	171	GIBBS	34.141	91	NEAL	47.701	689	TREVEIL	24.903	28	69	RUSSO	1:46.291	1:46.365	0.074
29	689	TREVEIL	34.154	171	GIBBS	47.970	69	RUSSO	25.012	29	171	GIBBS	1:47.317	1:47.317	0.000
30	49	CHAYTOR	34.297	90	STRILLOZZI	48.017	171	GIBBS	25.206	30	90	STRILLOZZI	1:47.602	1:47.753	0.151
31	90	STRILLOZZI	34.326	689	TREVEIL	48.653	90	STRILLOZZI	25.259	31	689	TREVEIL	1:47.710	1:47.751	0.041
32	63	BUSH	36.166	63	BUSH	51.905	63	BUSH	26.098	32	63	BUSH	1:54.169	1:54.485	0.316
33	17	HENLY	38.953	17	HENLY	53.582	17	HENLY	27.563	33	17	HENLY	2:00.098	2:03.023	2.925

BMCRC - MRO Championships 2022 - Rnd 6 @ Brands Hatch GP

BMCRC Thunderbike Sport & Extreme

RACE 10 - STATISTICS

Competitors Started 33
Planned Start 2022-07-17 @ 14:00:00.000
Actual Start 2022-07-17 @ 14:13:48.217
Finish Time 2022-07-17 @ 14:25:18.686
Track Length 2.4332mi.
Total Laps 223
Total Distance Covered 542.6235mi.

Session Fastest Lap History

NO	CL	NAME	LAP TIME	TIME OF DAY	LAP	VEHICLE
77	E	David MAY	1:37.495	14:17:08.807	2	Suzuki GSXR 750 K1
624		Matthew FEDRICK	1:37.210	14:21:12.209	4	Yamaha R6
624		Matthew FEDRICK	1:36.987	14:22:49.196	5	Yamaha R6
624		Matthew FEDRICK	1:36.978	14:24:26.175	6	Yamaha R6

Session Leader History

NO	CL	NAME	FROM LAP	LAPS LED	DISTANCE	VEHICLE
77	E	David MAY	1	7	17.03 miles	Suzuki GSXR 750 K1

Flag History

TYPE	TIME OF DAY
GREEN	14:13:48.217
FINISH	14:25:18.686

Flag Statistics

TYPE	COUNT	TOTAL LAPS	TOTAL TIME
Green	1	7	13:25.216
Red	0	0	0.000
Safety Car	0	0	0.000
FCY	0	0	0.000

BMCRC - MRO Championships 2022 - Rnd 6 @ Brands Hatch GP

BMCRC Thunderbike Sport & Extreme

RACE 10 - STATISTICS

CLASS : E

11 Starters

Fastest Lap History

NO	NAME	LAP TIME	TIME OF DAY	LAP	VEHICLE
77	David MAY	1:37.495	14:17:08.807	2	Suzuki GSXR 750 K1

Leader History

NO	NAME	FROM LAP	LAPS LED	DISTANCE	VEHICLE
77	David MAY	1	7	17.03 miles	Suzuki GSXR 750 K1

BMCRC - MRO Championships 2022 - Rnd 6 @ Brands Hatch GP

BMCRC Thunderbike Sport & Extreme

RACE 10 - STATISTICS

CLASS :

19 Starters

Fastest Lap History

NO	NAME	LAP TIME	TIME OF DAY	LAP	VEHICLE
54	Adam JAMISON	1:38.937	14:17:52.711	2	Yamaha R6
52	Elliot FRICKER	1:38.807	14:17:54.866	2	Honda CBR600
624	Matthew FEDRICK	1:38.651	14:17:56.283	2	Yamaha R6
54	Adam JAMISON	1:38.634	14:19:31.346	3	Yamaha R6
52	Elliot FRICKER	1:38.441	14:19:33.307	3	Honda CBR600
52	Elliot FRICKER	1:38.419	14:21:11.726	4	Honda CBR600
624	Matthew FEDRICK	1:37.210	14:21:12.209	4	Yamaha R6
624	Matthew FEDRICK	1:36.987	14:22:49.196	5	Yamaha R6
624	Matthew FEDRICK	1:36.978	14:24:26.175	6	Yamaha R6

Leader History

NO	NAME	FROM LAP	LAPS LED	DISTANCE	VEHICLE
54	Adam JAMISON	1	4	9.73 miles	Yamaha R6
624	Matthew FEDRICK	5	3	7.29 miles	Yamaha R6

BMCRC - MRO Championships 2022 - Rnd 6 @ Brands Hatch GP

BMCRC Thunderbike Sport & Extreme

RACE 10 - STATISTICS

CLASS : R

3 Starters

Fastest Lap History

NO	NAME	LAP TIME	TIME OF DAY	LAP	VEHICLE
292	Tommi CALDWELL	1:39.999	14:17:55.813	2	Yamaha YZF-R6
292	Tommi CALDWELL	1:39.557	14:19:35.369	3	Yamaha YZF-R6
292	Tommi CALDWELL	1:39.377	14:21:14.747	4	Yamaha YZF-R6

Leader History

NO	NAME	FROM LAP	LAPS LED	DISTANCE	VEHICLE
292	Tommi CALDWELL	1	7	17.03 miles	Yamaha YZF-R6

BMCRC - MRO Championships 2022 - Rnd 6 @ Brands Hatch GP

BMCRC Thunderbike Sport & Extreme

RACE 20 - GRID (7 Laps)

ROW 14	42		41	116 Gareth FAITH	40	138 Craig JARMIN		
ROW 13		39	56 Phil MARSH	38	75 Stewart MAY	37	17 Karie HENLY 2:03.023	
ROW 12		36	63 Robert BUSH 1:54.485	35	90 Marco STRILLOZZI 1:47.753	34	689 David TREVEIL 1:47.751	
ROW 11			33	737 Vincent LEWIN 1:46.393	32	69 Tony RUSSO 1:46.365	31	91 James NEAL 1:46.362
ROW 10		30	49 Oli CHAYTOR 1:46.270	29	34 Sean COOKNEY 1:45.651	28	71 Colin CLUNE 1:44.633	
ROW 9			27	139 Rob MARLEY 1:43.679	26	85 Andrew KITE 1:43.212	25	19 Michael REGAN 1:43.126
ROW 8		24	25 Harrison DAY 1:41.257	23	43 Colin WALKEY 1:40.041	22	84 Ricardo BRANCO 1:39.397	
ROW 7			21	292 Tommi CALDWELL 1:39.377	20	81 Malvern MAY 1:39.225	19	48 Shaun WALLIS 1:39.188
ROW 6		18	54 Adam JAMISON 1:38.634	17	52 Elliot FRICKER 1:38.349	16	624 Matthew FEDRICK 1:36.978	
ROW 5			15		14		13	
ROW 4		12	833 Talan SKEELS-PIGGINS 1:42.611	11	240 Andy SCANLON	10	171 Daniel GIBBS 1:47.317	
ROW 3			9	129 Derek CRIPPS	8	46 Adrian DRAPER 1:43.594	7	6 Andrew FIRTH 1:41.405
ROW 2		6	119 Simon HEALEY 1:41.281	5	14 Nick KILLWORTH 1:41.125	4	28 David SPENCER 1:39.557	
ROW 1			3	51 Michael HOGARTH 1:39.346	2	117 Raymond STAGG 1:37.917	1	77 David MAY 1:37.495 Pole

Brands Hatch GP: 2.4332 miles

These results are provisional until the conclusion of any judicial and technical matters.

Clerk Of Course :	Stewards :	Timekeeper : <i>Craig Smith</i>
-------------------	------------	------------------------------------

Results can be found at www.tsl-timing.com

Printed - 14:48 Sunday, 17 July 2022



BMCRC - MRO Championships 2022 - Rnd 6 @ Brands Hatch GP



BMCRC Thunderbike Sport & Extreme

RACE 20 - CLASSIFICATION

POS	NO	CL	PIC NAME	ENTRY	LAPS	TIME	GAP	DIFF	MPH	BEST	ON
1	77	E	1 David MAY	Suzuki GSXR 750 K1 - ELP Racing	7	11:34.502			88.29	1:37.772	2
2	117	E	2 Raymond STAGG	Suzuki GSXR 750 -	7	11:38.896	4.394	4.394	87.73	1:37.757	6
3	28	E	3 David SPENCER	Suzuki GSXR 600 - Paramount 26 Ltd	7	11:39.951	5.449	1.055	87.60	1:38.452	2
4	51	E	4 Michael HOGARTH	Honda SP1 RC-51 - WHR Racing	7	11:41.675	7.173	1.724	87.38	1:38.790	6
5	129	E	5 Derek CRIPPS	Yamaha R1 - Kelly Cripps - Team FBR	7	11:42.246	7.744	0.571	87.31	1:38.757	3
6	6	E	6 Andrew FIRTH	Yamaha YZF-R1 - LTRmotorcycles.co.uk / Palmer F	7	11:54.458	19.956	12.212	85.82	1:40.561	7
7	14	E	7 Nick KILLWORTH	Aprillia RSV MILLE - Bk racing/ Rabbit	7	12:01.228	26.726	6.770	85.02	1:41.516	2
8	624		1 Matthew FEDRICK	Yamaha R6 - Matthew Fedrick farriers ltd/ Palmer R	7	12:10.607	36.105	9.379	83.92	1:37.662	6
9	54		2 Adam JAMISON	Yamaha R6 - Team AJR	7	12:11.015	36.513	0.408	83.88	1:37.361	3
10	52		3 Elliot FRICKER	Honda CBR600 - Petwise.org, S&S, Ride in Bike Ty	7	12:16.875	42.373	5.860	83.21	1:37.800	6
11	833	E	8 Talan SKEELS-PIGGINS	Suzuki GSXR 750 - Talan Racing	7	12:18.071	43.569	1.196	83.07	1:43.276	2
12	84		4 Ricardo BRANCO	Yamaha R6 - IMP Racing	7	12:18.804	44.302	0.733	82.99	1:38.252	5
13	46	E	9 Adrian DRAPER	Suzuki GSXR 750 - droopy racing uk	7	12:20.705	46.203	1.901	82.78	1:44.594	3
14	292	R	1 Tommi CALDWELL	Yamaha YZF-R6 - DART Motorsport - California Sup	7	12:20.788	46.286	0.083	82.77	1:38.673	5
15	48		5 Shaun WALLIS	Yamaha R6 - MBC Despatch Racing	7	12:22.673	48.171	1.885	82.56	1:39.265	2
16	81		6 Malvern MAY	Honda CBR600RR - IMP racing	7	12:23.068	48.566	0.395	82.52	1:39.157	5
17	43		7 Colin WALKER	Kawasaki ZX6R G2 - ELP Racing	7	12:35.587	1:01.085	12.519	81.15	1:41.042	2
18	25		8 Harrison DAY	Yamaha R6 -	7	12:35.924	1:01.422	0.337	81.11	1:41.151	7
19	139		9 Rob MARLEY	Honda CBR600F3 - PearTree Racing	7	12:40.862	1:06.360	4.938	80.59	1:41.194	4
20	19		10 Michael REGAN	Yamaha YZF-R6 - North weald motorcycles	7	12:48.386	1:13.884	7.524	79.80	1:42.366	7
21	75		11 Stewart MAY	Honda CBR600F3 - Powered by Bacon	7	12:53.444	1:18.942	5.058	79.28	1:42.567	4
22	171	E	10 Daniel GIBBS	Suzuki GSXR 750 Y - Thomas Racing	7	12:56.720	1:22.218	3.276	78.94	1:49.133	7
23	85		12 Andrew KITE	Ducati 749 - Red Rebel Racing	7	13:02.848	1:28.346	6.128	78.32	1:43.799	7
24	34	R	2 Sean COOKNEY	Yamaha R6 - S34N Racing	7	13:04.105	1:29.603	1.257	78.20	1:43.796	7
25	71		13 Colin CLUNE	Suzuki SV650 -	7	13:05.259	1:30.757	1.154	78.08	1:44.975	7
26	91		14 James NEAL	Suzuki SV650 SUPERTWIN - LR Images/Anglia Avic	7	13:10.444	1:35.942	5.185	77.57	1:45.289	6
27	69		15 Tony RUSSO	Yamaha R6 - Wymark Lubricants	7	13:13.267	1:38.765	2.823	77.29	1:45.609	5
28	737		16 Vincent LEWIN	Honda CBR600F3 - VINITWINRACING.CO.UK	6	11:34.556	1 Lap	1 Lap	75.67	1:44.417	6
29	90	R	3 Marco STRILLOZZI	Yamaha R6 - KLUAPP.COM	6	11:37.892	1 Lap	3.336	75.31	1:47.806	6
30	689		17 David TREVEIL	Yamaha YZF-R6 -	6	11:38.198	1 Lap	0.306	75.27	1:47.564	6
31	63		18 Robert BUSH	Suzuki GSXR 600 - Legacy Racing	6	12:23.490	1 Lap	45.292	70.69	1:56.082	2

NOT CLASSIFIED

DNF	119	E	Simon HEALEY	Yamaha R1 - Popular Tyres Ltd / Pro Parts Ltd	3	5:13.946	4 Laps	3 Laps	83.70	1:41.451	2
DNF	49		Oli CHAYTOR	Yamaha R6 - PearTree Racing	3	6:06.945	4 Laps	52.999	71.61	1:45.768	3

FASTEST LAP

	54		Adam JAMISON	Yamaha R6 - Team AJR	3	1:37.361			89.97 mph	144.79 kph
	117	E	Raymond STAGG	Suzuki GSXR 750 -	6	1:37.757			89.60 mph	144.21 kph
	292	R	Tommi CALDWELL	Yamaha YZF-R6 - DART Motorsport - California Sup	5	1:38.673			88.77 mph	142.87 kph

Class E - 92.5% of Race Speed = 81.66 mph

Class - 92.5% of Race Speed = 77.62 mph

Class R - 92.5% of Race Speed = 76.56 mph

Weather / Track : Sunny / Dry

These results are provisional until the conclusion of any judicial and technical matters.

Race Distance: 7 Laps / 17.03 miles

Brands Hatch GP: 2.4332 miles

Date: 17/07/2022 Start: 17:23 Finish: 17:35

Clerk Of Course :	Stewards :	Timekeeper : <i>Craig Smith</i>
-------------------	------------	------------------------------------

Results can be found at www.tsl-timing.com

Printed - 17:37 Sunday, 17 July 2022



BMCRC - MRO Championships 2022 - Rnd 6 @ Brands Hatch GP

BMCRC Thunderbike Sport & Extreme

RACE 20 - LAP CHART

LAP 1 @ 17:25:22.016

NO	BEHIND	LAP TIME
77		1:43.486
117	0.612	1:44.098
28	1.402	1:44.888
51	2.511	1:45.997
6	3.632	1:47.118
129	4.033	1:47.519
119	4.411	1:47.897
14	4.672	1:48.158
833	6.732	1:50.218
46	7.850	1:51.336
171	14.460	1:57.946
624	38.239	2:21.725
54	40.121	2:23.607
84	40.565	2:24.051
292	41.004	2:24.490
48	41.230	2:24.716
52	41.562	2:25.048
81	41.897	2:25.383
25	42.855	2:26.341
43	43.581	2:27.067
139	44.580	2:28.066
19	44.800	2:28.286
75	45.326	2:28.812
34	46.683	2:30.169
71	47.903	2:31.389
85	49.273	2:32.759
49	49.730	2:33.216
91	50.861	2:34.347
69	51.165	2:34.651
90	52.239	2:35.725
737	52.972	2:36.458
689	53.716	2:37.202
63	57.635	2:41.121

LAP 2 @ 17:26:59.788

NO	BEHIND	LAP TIME
77		1:37.772
117	1.380	1:38.540
28	2.082	1:38.452
51	3.724	1:38.985
129	5.771	1:39.510
6	6.778	1:40.918
119	8.090	1:41.451
14	8.416	1:41.516
833	12.236	1:43.276
46	15.066	1:44.988
171	26.391	1:49.703
624	38.195	1:37.728
54	40.534	1:38.185
84	41.843	1:39.050
292	42.100	1:38.868
52	42.593	1:38.803
48	42.723	1:39.265
81	43.410	1:39.285
25	46.552	1:41.469
43	46.851	1:41.042
139	48.445	1:41.637
75	50.387	1:42.833
19	51.031	1:44.003
34	56.567	1:47.656
71	56.830	1:46.699
85	57.009	1:45.508
49	59.919	1:47.961

91	1:00.531	1:47.442
69	1:00.705	1:47.312
90	1:03.511	1:49.044
737	1:03.663	1:48.463
689	1:03.928	1:47.984
63	1:15.945	1:56.082

LAP 3 @ 17:28:37.992

NO	BEHIND	LAP TIME
77		1:38.204
28	3.464	1:39.586
51	4.538	1:39.018
117	5.006	1:41.830
129	6.324	1:38.757
6	9.554	1:40.980
14	12.241	1:42.029
119	14.484	1:44.598
833	18.260	1:44.228
46	21.456	1:44.594
624	38.688	1:38.697
171	38.752	1:50.565
54	39.691	1:37.361
84	43.256	1:39.617
292	43.496	1:39.600
52	43.610	1:39.221
48	43.943	1:39.424
81	44.742	1:39.536
25	50.078	1:41.730
43	50.334	1:41.687
139	51.946	1:41.705
75	54.994	1:42.811
19	56.253	1:43.426
71	1:04.334	1:45.708
85	1:05.202	1:46.397
34	1:05.467	1:47.104
49	1:07.483	1:45.768
91	1:08.728	1:46.401
69	1:09.073	1:46.572
90	1:13.387	1:48.080
737	1:13.889	1:48.430
689	1:14.494	1:48.770
63	1:34.164	1:56.423

LAP 4 @ 17:30:16.468

NO	BEHIND	LAP TIME
77		1:38.476
28	3.917	1:38.929
117	4.898	1:38.368
51	5.770	1:39.708
129	6.811	1:38.963
6	12.514	1:41.436
14	15.759	1:41.994
833	24.601	1:44.817
46	28.020	1:45.040
624	38.820	1:38.608
54	38.932	1:37.717
292	43.992	1:38.972
52	44.243	1:39.109
84	44.730	1:39.950
48	45.794	1:40.327
81	46.698	1:40.432
171	50.132	1:49.856
43	53.386	1:41.528
25	53.919	1:42.317
139	54.664	1:41.194

75	59.085	1:42.567
19	1:00.859	1:43.082
85	1:11.427	1:44.701
71	1:11.660	1:45.802
34	1:12.340	1:45.349
91	1:16.234	1:45.982
69	1:16.767	1:46.170
90	1:23.227	1:48.316
737	1:23.676	1:48.263
689	1:23.965	1:47.947

LAP 5 @ 17:31:55.633

NO	BEHIND	LAP TIME
77		1:39.165
28	3.717	1:38.965
117	5.313	1:39.580
51	5.961	1:39.356
129	6.699	1:39.053
63	1 Lap	1:56.375
6	14.707	1:41.358
14	19.381	1:42.787
833	30.111	1:44.675
46	33.482	1:44.627
624	37.531	1:37.876
54	37.685	1:37.918
52	43.452	1:38.374
292	43.500	1:38.673
84	43.817	1:38.252
48	46.166	1:39.537
81	46.690	1:39.157
43	55.840	1:41.619
25	56.080	1:41.326
139	57.949	1:42.450
171	1:00.729	1:49.762
75	1:04.268	1:44.348
19	1:04.918	1:43.224
85	1:17.443	1:45.181
34	1:18.106	1:44.931
71	1:18.129	1:45.634
91	1:22.694	1:45.625
69	1:23.211	1:45.609
90	1:32.983	1:48.921
737	1:33.036	1:48.525
689	1:33.531	1:48.731

LAP 6 @ 17:33:34.238

NO	BEHIND	LAP TIME
77		1:38.605
28	3.853	1:38.741
117	4.465	1:37.757
51	6.146	1:38.790
129	7.763	1:39.669
6	18.189	1:42.087
14	23.624	1:42.848
63	1 Lap	1:56.366
833	36.082	1:44.576
624	36.588	1:37.662
54	36.966	1:37.886
46	40.278	1:45.401
52	42.647	1:37.800
84	43.948	1:38.736
292	43.992	1:39.097
48	47.284	1:39.723
81	47.845	1:39.760
43	58.770	1:41.535

25	59.065	1:41.590
139	1:02.517	1:43.173
19	1:10.312	1:43.999
171	1:11.879	1:49.755
75	1:12.014	1:46.351
85	1:23.341	1:44.503
71	1:24.576	1:45.052
34	1:24.601	1:45.100
91	1:29.378	1:45.289
69	1:30.987	1:46.381

LAP 7 @ 17:35:13.032

NO	BEHIND	LAP TIME
77		1:38.794
737	1 Lap	1:44.417
90	1 Lap	1:47.806
689	1 Lap	1:47.564
117	4.394	1:38.723
28	5.449	1:40.390
51	7.173	1:39.821
129	7.744	1:38.775
6	19.956	1:40.561
14	26.726	1:41.896
624	36.105	1:38.311
54	36.513	1:38.341
52	42.373	1:38.520
833	43.569	1:46.281
84	44.302	1:39.148
46	46.203	1:44.719
292	46.286	1:41.088
48	48.171	1:39.681
81	48.566	1:39.515
63	1 Lap	1:57.123
43	1:01.085	1:41.109
25	1:01.422	1:41.151
139	1:06.360	1:42.637
19	1:13.884	1:42.366
75	1:18.942	1:45.722
171	1:22.218	1:49.133
85	1:28.346	1:43.799
34	1:29.603	1:43.796
71	1:30.757	1:44.975
91	1:35.942	1:45.358
69	1:38.765	1:46.572

BMCRC - MRO Championships 2022 - Rnd 6 @ Brands Hatch GP

BMCRC Thunderbike Sport & Extreme

RACE 20 - SECTOR ANALYSIS



SECTOR 1 = FL to I1, SECTOR 2 = I1 to I2, SECTOR 3 = I2 to FL, DIFF = Difference To Personal Best Lap, P = Crossed Finish Line in Pit Lane, D = Time Disallowed

P1 77 E		David MAY		Suzuki GSXR 750 K1 - ELP Racing			
IDEAL LAP TIME : 1:37.642		BEST LAP TIME : 1:37.772		DIFFERENCE : 0.130			
LAP	SECTOR 1	SECTOR 2	SECTOR 3	LAP TIME	MPH	DIFF	TIME OF DAY
1 -			23.086	1:43.486	84.64	5.714	17:25:22.016
2 -	31.268	43.523	22.981	1:37.772 (1)	89.59		17:26:59.788
3 -	31.379	43.585	23.240	1:38.204 (2)	89.20	0.432	17:28:37.992
4 -	31.497	43.783	23.196	1:38.476 (3)	88.95	0.704	17:30:16.468
5 -	31.615	44.162	23.388	1:39.165	88.33	1.393	17:31:55.633
6 -	31.346	44.146	23.113	1:38.605	88.83	0.833	17:33:34.238
7 -	31.138	44.402	23.254	1:38.794	88.66	1.022	17:35:13.032

P2 117 E		Raymond STAGG		Suzuki GSXR 750 -			
IDEAL LAP TIME : 1:37.753		BEST LAP TIME : 1:37.757		DIFFERENCE : 0.004			
LAP	SECTOR 1	SECTOR 2	SECTOR 3	LAP TIME	MPH	DIFF	TIME OF DAY
1 -			23.043	1:44.098	84.14	6.341	17:25:22.628
2 -	31.543	43.892	23.105	1:38.540 (3)	88.89	0.783	17:27:01.168
3 -	31.562	47.383	22.885	1:41.830	86.02	4.073	17:28:42.998
4 -	31.461	44.002	22.905	1:38.368 (2)	89.05	0.611	17:30:21.366
5 -	31.364	45.075	23.141	1:39.580	87.96	1.823	17:32:00.946
6 -	31.094	43.896	22.767	1:37.757 (1)	89.60		17:33:38.703
7 -	31.235	44.345	23.143	1:38.723	88.73	0.966	17:35:17.426

P3 28 E		David SPENCER		Suzuki GSXR 600 - Paramount 26 Ltd			
IDEAL LAP TIME : 1:38.275		BEST LAP TIME : 1:38.452		DIFFERENCE : 0.177			
LAP	SECTOR 1	SECTOR 2	SECTOR 3	LAP TIME	MPH	DIFF	TIME OF DAY
1 -			23.694	1:44.888	83.51	6.436	17:25:23.418
2 -	31.317	44.022	23.113	1:38.452 (1)	88.97		17:27:01.870
3 -	31.980	44.364	23.242	1:39.586	87.96	1.134	17:28:41.456
4 -	31.614	44.349	22.966	1:38.929 (3)	88.54	0.477	17:30:20.385
5 -	31.340	44.253	23.372	1:38.965	88.51	0.513	17:31:59.350
6 -	31.720	43.992	23.029	1:38.741 (2)	88.71	0.289	17:33:38.091
7 -	31.496	44.919	23.975	1:40.390	87.25	1.938	17:35:18.481

P4 51 E		Michael HOGARTH		Honda SP1 RC-51 - WHR Racing			
IDEAL LAP TIME : 1:38.281		BEST LAP TIME : 1:38.790		DIFFERENCE : 0.509			
LAP	SECTOR 1	SECTOR 2	SECTOR 3	LAP TIME	MPH	DIFF	TIME OF DAY
1 -			23.690	1:45.997	82.64	7.207	17:25:24.527
2 -	31.281	44.222	23.482	1:38.985 (2)	88.49	0.195	17:27:03.512
3 -	31.116	44.394	23.508	1:39.018 (3)	88.46	0.228	17:28:42.530
4 -	31.639	44.468	23.601	1:39.708	87.85	0.918	17:30:22.238
5 -	31.623	44.229	23.504	1:39.356	88.16	0.566	17:32:01.594
6 -	31.625	43.728	23.437	1:38.790 (1)	88.67		17:33:40.384
7 -	31.304	44.584	23.933	1:39.821	87.75	1.031	17:35:20.205

P5 129 E		Derek CRIPPS		Yamaha R1 - Kelly Cripps - Team FBR			
IDEAL LAP TIME : 1:38.464		BEST LAP TIME : 1:38.757		DIFFERENCE : 0.293			
LAP	SECTOR 1	SECTOR 2	SECTOR 3	LAP TIME	MPH	DIFF	TIME OF DAY
1 -			23.585	1:47.519	81.47	8.762	17:25:26.049
2 -	31.838	44.447	23.225	1:39.510	88.02	0.753	17:27:05.559
3 -	31.509	44.184	23.064	1:38.757 (1)	88.70		17:28:44.316
4 -	31.684	44.095	23.184	1:38.963 (3)	88.51	0.206	17:30:23.279
5 -	31.635	44.209	23.209	1:39.053	88.43	0.296	17:32:02.332
6 -	32.177	44.184	23.308	1:39.669	87.88	0.912	17:33:42.001
7 -	31.376	44.024	23.375	1:38.775 (2)	88.68	0.018	17:35:20.776

BMCRC - MRO Championships 2022 - Rnd 6 @ Brands Hatch GP

BMCRC Thunderbike Sport & Extreme

RACE 20 - SECTOR ANALYSIS



SECTOR 1 = FL to I1, SECTOR 2 = I1 to I2, SECTOR 3 = I2 to FL, DIFF = Difference To Personal Best Lap, P = Crossed Finish Line in Pit Lane, D = Time Disallowed

P6		6 E		Andrew FIRTH		Yamaha YZF-R1 - LTRmotorcycles.co.uk / Palmer Race Skool /	
IDEAL LAP TIME : 1:40.304		BEST LAP TIME : 1:40.561		DIFFERENCE : 0.257			
LAP	SECTOR 1	SECTOR 2	SECTOR 3	LAP TIME	MPH	DIFF	TIME OF DAY
1 -			24.264	1:47.118	81.77	6.557	17:25:25.648
2 -	32.265	45.060	23.593	1:40.918 (2)	86.80	0.357	17:27:06.566
3 -	32.133	45.249	23.598	1:40.980 (3)	86.74	0.419	17:28:47.546
4 -	32.087	45.640	23.709	1:41.436	86.35	0.875	17:30:28.982
5 -	32.461	45.262	23.635	1:41.358	86.42	0.797	17:32:10.340
6 -	32.743	45.179	24.165	1:42.087	85.80	1.526	17:33:52.427
7 -	32.286	44.624	23.651	1:40.561 (1)	87.10		17:35:32.988

P7		14 E		Nick KILLWORTH		Aprillia RSV MILLE - Bk racing/ Rabbit	
IDEAL LAP TIME : 1:41.513		BEST LAP TIME : 1:41.516		DIFFERENCE : 0.003			
LAP	SECTOR 1	SECTOR 2	SECTOR 3	LAP TIME	MPH	DIFF	TIME OF DAY
1 -			23.882	1:48.158	80.99	6.642	17:25:26.688
2 -	32.377	45.393	23.746	1:41.516 (1)	86.29		17:27:08.204
3 -	32.563	45.622	23.844	1:42.029	85.85	0.513	17:28:50.233
4 -	32.784	45.390	23.820	1:41.994 (3)	85.88	0.478	17:30:32.227
5 -	33.009	45.512	24.266	1:42.787	85.22	1.271	17:32:15.014
6 -	33.205	45.616	24.027	1:42.848	85.17	1.332	17:33:57.862
7 -	32.475	45.542	23.879	1:41.896 (2)	85.96	0.380	17:35:39.758

P8		624		Matthew FEDRICK		Yamaha R6 - Matthew Fedrick farriers ltd/ Palmer Race Skool	
IDEAL LAP TIME : 1:37.312		BEST LAP TIME : 1:37.662		DIFFERENCE : 0.350			
LAP	SECTOR 1	SECTOR 2	SECTOR 3	LAP TIME	MPH	DIFF	TIME OF DAY
1 -		43.402	23.104	2:21.725	61.80	44.063	17:26:00.255
2 -	31.000	43.619	23.109	1:37.728 (2)	89.63	0.066	17:27:37.983
3 -	31.272	44.163	23.262	1:38.697	88.75	1.035	17:29:16.680
4 -	31.596	43.833	23.179	1:38.608	88.83	0.946	17:30:55.288
5 -	30.963	43.715	23.198	1:37.876 (3)	89.49	0.214	17:32:33.164
6 -	30.993	43.587	23.082	1:37.662 (1)	89.69		17:34:10.826
7 -	31.420	43.944	22.947	1:38.311	89.10	0.649	17:35:49.137

P9		54		Adam JAMISON		Yamaha R6 - Team AJR	
IDEAL LAP TIME : 1:37.349		BEST LAP TIME : 1:37.361		DIFFERENCE : 0.012			
LAP	SECTOR 1	SECTOR 2	SECTOR 3	LAP TIME	MPH	DIFF	TIME OF DAY
1 -		44.427	23.155	2:23.607	60.99	46.246	17:26:02.137
2 -	31.154	43.924	23.107	1:38.185	89.21	0.824	17:27:40.322
3 -	30.855	43.581	22.925	1:37.361 (1)	89.97		17:29:17.683
4 -	31.025	43.621	23.071	1:37.717 (2)	89.64	0.356	17:30:55.400
5 -	31.196	43.795	22.927	1:37.918	89.46	0.557	17:32:33.318
6 -	31.343	43.599	22.944	1:37.886 (3)	89.49	0.525	17:34:11.204
7 -	31.229	44.199	22.913	1:38.341	89.07	0.980	17:35:49.545

P10		52		Elliot FRICKER		Honda CBR600 - Petwise.org, S&S, Ride in Bike Tyres	
IDEAL LAP TIME : 1:37.784		BEST LAP TIME : 1:37.800		DIFFERENCE : 0.016			
LAP	SECTOR 1	SECTOR 2	SECTOR 3	LAP TIME	MPH	DIFF	TIME OF DAY
1 -		44.715	23.623	2:25.048	60.39	47.248	17:26:03.578
2 -	31.300	43.876	23.627	1:38.803	88.65	1.003	17:27:42.381
3 -	31.371	44.053	23.797	1:39.221	88.28	1.421	17:29:21.602
4 -	31.538	44.003	23.568	1:39.109	88.38	1.309	17:31:00.711
5 -	31.083	43.692	23.599	1:38.374 (2)	89.04	0.574	17:32:39.085
6 -	30.820	43.642	23.338	1:37.800 (1)	89.56		17:34:16.885
7 -	30.902	44.296	23.322	1:38.520 (3)	88.91	0.720	17:35:55.405

BMCRC - MRO Championships 2022 - Rnd 6 @ Brands Hatch GP

BMCRC Thunderbike Sport & Extreme

RACE 20 - SECTOR ANALYSIS



SECTOR 1 = FL to I1, SECTOR 2 = I1 to I2, SECTOR 3 = I2 to FL, DIFF = Difference To Personal Best Lap, P = Crossed Finish Line in Pit Lane, D = Time Disallowed

P11 833 E		Talan SKEELS-PIGGINS		Suzuki GSXR 750 - Talan Racing			
IDEAL LAP TIME : 1:43.276		BEST LAP TIME : 1:43.276		DIFFERENCE : 0.000			
LAP	SECTOR 1	SECTOR 2	SECTOR 3	LAP TIME	MPH	DIFF	TIME OF DAY
1 -			24.322	1:50.218	79.47	6.942	17:25:28.748
2 -	33.038	46.122	24.116	1:43.276 (1)	84.81		17:27:12.024
3 -	33.236	46.423	24.569	1:44.228 (2)	84.04	0.952	17:28:56.252
4 -	33.388	47.032	24.397	1:44.817	83.57	1.541	17:30:41.069
5 -	33.153	46.727	24.795	1:44.675	83.68	1.399	17:32:25.744
6 -	33.360	46.517	24.699	1:44.576 (3)	83.76	1.300	17:34:10.320
7 -	34.040	47.779	24.462	1:46.281	82.42	3.005	17:35:56.601

P12 84		Ricardo BRANCO		Yamaha R6 - IMP Racing			
IDEAL LAP TIME : 1:37.763		BEST LAP TIME : 1:38.252		DIFFERENCE : 0.489			
LAP	SECTOR 1	SECTOR 2	SECTOR 3	LAP TIME	MPH	DIFF	TIME OF DAY
1 -		44.809	23.299	2:24.051	60.81	45.799	17:26:02.581
2 -	31.658	44.197	23.195	1:39.050 (3)	88.43	0.798	17:27:41.631
3 -	31.890	44.297	23.430	1:39.617	87.93	1.365	17:29:21.248
4 -	32.057	44.939	22.954	1:39.950	87.64	1.698	17:31:01.198
5 -	31.447	43.726	23.079	1:38.252 (1)	89.15		17:32:39.450
6 -	31.241	43.961	23.534	1:38.736 (2)	88.71	0.484	17:34:18.186
7 -	31.083	44.915	23.150	1:39.148	88.35	0.896	17:35:57.334

P13 46 E		Adrian DRAPER		Suzuki GSXR 750 - droopy racing uk			
IDEAL LAP TIME : 1:44.276		BEST LAP TIME : 1:44.594		DIFFERENCE : 0.318			
LAP	SECTOR 1	SECTOR 2	SECTOR 3	LAP TIME	MPH	DIFF	TIME OF DAY
1 -			24.904	1:51.336	78.67	6.742	17:25:29.866
2 -	33.266	46.795	24.927	1:44.988	83.43	0.394	17:27:14.854
3 -	32.900	46.607	25.087	1:44.594 (1)	83.75		17:28:59.448
4 -	33.307	46.857	24.876	1:45.040	83.39	0.446	17:30:44.488
5 -	33.034	46.718	24.875	1:44.627 (2)	83.72	0.033	17:32:29.115
6 -	33.436	47.095	24.870	1:45.401	83.10	0.807	17:34:14.516
7 -	33.264	46.686	24.769	1:44.719 (3)	83.65	0.125	17:35:59.235

P14 292 R		Tommi CALDWELL		Yamaha YZF-R6 - DART Motorsport - California Superbike Schc			
IDEAL LAP TIME : 1:38.369		BEST LAP TIME : 1:38.673		DIFFERENCE : 0.304			
LAP	SECTOR 1	SECTOR 2	SECTOR 3	LAP TIME	MPH	DIFF	TIME OF DAY
1 -		44.588	23.436	2:24.490	60.62	45.817	17:26:03.020
2 -	31.607	43.920	23.341	1:38.868 (2)	88.60	0.195	17:27:41.888
3 -	31.941	44.290	23.369	1:39.600	87.95	0.927	17:29:21.488
4 -	31.269	44.060	23.643	1:38.972 (3)	88.50	0.299	17:31:00.460
5 -	31.108	43.922	23.643	1:38.673 (1)	88.77		17:32:39.133
6 -	31.381	43.990	23.726	1:39.097	88.39	0.424	17:34:18.230
7 -	32.728	44.232	24.128	1:41.088	86.65	2.415	17:35:59.318

P15 48		Shaun WALLIS		Yamaha R6 - MBC Despatch Racing			
IDEAL LAP TIME : 1:38.809		BEST LAP TIME : 1:39.265		DIFFERENCE : 0.456			
LAP	SECTOR 1	SECTOR 2	SECTOR 3	LAP TIME	MPH	DIFF	TIME OF DAY
1 -		44.956	23.456	2:24.716	60.53	45.451	17:26:03.246
2 -	31.770	44.300	23.195	1:39.265 (1)	88.24		17:27:42.511
3 -	31.570	44.622	23.232	1:39.424 (2)	88.10	0.159	17:29:21.935
4 -	31.773	45.137	23.417	1:40.327	87.31	1.062	17:31:02.262
5 -	31.445	44.550	23.542	1:39.537 (3)	88.00	0.272	17:32:41.799
6 -	31.413	44.884	23.426	1:39.723	87.84	0.458	17:34:21.522
7 -	31.314	44.450	23.917	1:39.681	87.87	0.416	17:36:01.203

BMCRC - MRO Championships 2022 - Rnd 6 @ Brands Hatch GP

BMCRC Thunderbike Sport & Extreme

RACE 20 - SECTOR ANALYSIS



SECTOR 1 = FL to I1, SECTOR 2 = I1 to I2, SECTOR 3 = I2 to FL, DIFF = Difference To Personal Best Lap, P = Crossed Finish Line in Pit Lane, D = Time Disallowed

P16 81		Malvern MAY		Honda CBR600RR - IMP racing			
IDEAL LAP TIME : 1:38.872		BEST LAP TIME : 1:39.157		DIFFERENCE : 0.285			
LAP	SECTOR 1	SECTOR 2	SECTOR 3	LAP TIME	MPH	DIFF	TIME OF DAY
1 -		44.849	23.602	2:25.383	60.25	46.226	17:26:03.913
2 -	31.485	44.261	23.539	1:39.285 (2)	88.22	0.128	17:27:43.198
3 -	31.914	44.140	23.482	1:39.536	88.00	0.379	17:29:22.734
4 -	31.397	45.399	23.636	1:40.432	87.22	1.275	17:31:03.166
5 -	31.465	44.100	23.592	1:39.157 (1)	88.34		17:32:42.323
6 -	31.622	44.336	23.802	1:39.760	87.80	0.603	17:34:22.083
7 -	31.290	44.401	23.824	1:39.515 (3)	88.02	0.358	17:36:01.598

P17 43		Colin WALKEY		Kawasaki ZX6R G2 - ELP Racing			
IDEAL LAP TIME : 1:40.743		BEST LAP TIME : 1:41.042		DIFFERENCE : 0.299			
LAP	SECTOR 1	SECTOR 2	SECTOR 3	LAP TIME	MPH	DIFF	TIME OF DAY
1 -		45.422	23.689	2:27.067	59.56	46.025	17:26:05.597
2 -	32.225	45.039	23.778	1:41.042 (1)	86.69		17:27:46.639
3 -	32.474	45.147	24.066	1:41.687	86.14	0.645	17:29:28.326
4 -	32.077	45.507	23.944	1:41.528 (3)	86.28	0.486	17:31:09.854
5 -	32.157	45.294	24.168	1:41.619	86.20	0.577	17:32:51.473
6 -	32.197	45.432	23.906	1:41.535	86.27	0.493	17:34:33.008
7 -	32.015	45.092	24.002	1:41.109 (2)	86.63	0.067	17:36:14.117

P18 25		Harrison DAY		Yamaha R6 -			
IDEAL LAP TIME : 1:40.837		BEST LAP TIME : 1:41.151		DIFFERENCE : 0.314			
LAP	SECTOR 1	SECTOR 2	SECTOR 3	LAP TIME	MPH	DIFF	TIME OF DAY
1 -		45.396	23.722	2:26.341	59.85	45.190	17:26:04.871
2 -	32.273	45.170	24.026	1:41.469 (3)	86.33	0.318	17:27:46.340
3 -	32.279	45.434	24.017	1:41.730	86.10	0.579	17:29:28.070
4 -	32.661	45.784	23.872	1:42.317	85.61	1.166	17:31:10.387
5 -	32.245	45.249	23.832	1:41.326 (2)	86.45	0.175	17:32:51.713
6 -	32.267	45.325	23.998	1:41.590	86.22	0.439	17:34:33.303
7 -	31.945	45.398	23.808	1:41.151 (1)	86.60		17:36:14.454

P19 139		Rob MARLEY		Honda CBR600F3 - PearTree Racing			
IDEAL LAP TIME : 1:40.911		BEST LAP TIME : 1:41.194		DIFFERENCE : 0.283			
LAP	SECTOR 1	SECTOR 2	SECTOR 3	LAP TIME	MPH	DIFF	TIME OF DAY
1 -		46.303	23.803	2:28.066	59.16	46.872	17:26:06.596
2 -	32.510	45.328	23.799	1:41.637 (2)	86.18	0.443	17:27:48.233
3 -	32.581	45.658	23.466	1:41.705 (3)	86.12	0.511	17:29:29.938
4 -	32.131	45.314	23.749	1:41.194 (1)	86.56		17:31:11.132
5 -	32.345	46.117	23.988	1:42.450	85.50	1.256	17:32:53.582
6 -	33.108	46.020	24.045	1:43.173	84.90	1.979	17:34:36.755
7 -	32.492	46.252	23.893	1:42.637	85.34	1.443	17:36:19.392

P20 19		Michael REGAN		Yamaha YZF-R6 - North weald motorcycles			
IDEAL LAP TIME : 1:41.937		BEST LAP TIME : 1:42.366		DIFFERENCE : 0.429			
LAP	SECTOR 1	SECTOR 2	SECTOR 3	LAP TIME	MPH	DIFF	TIME OF DAY
1 -		46.295	24.515	2:28.286	59.07	45.920	17:26:06.816
2 -	33.330	46.519	24.154	1:44.003	84.22	1.637	17:27:50.819
3 -	32.953	46.506	23.967	1:43.426	84.69	1.060	17:29:34.245
4 -	32.993	46.142	23.947	1:43.082 (2)	84.97	0.716	17:31:17.327
5 -	32.866	46.165	24.193	1:43.224 (3)	84.86	0.858	17:33:00.551
6 -	32.411	47.293	24.295	1:43.999	84.23	1.633	17:34:44.550
7 -	32.482	45.579	24.305	1:42.366 (1)	85.57		17:36:26.916

BMCRC - MRO Championships 2022 - Rnd 6 @ Brands Hatch GP

BMCRC Thunderbike Sport & Extreme

RACE 20 - SECTOR ANALYSIS



SECTOR 1 = FL to I1, SECTOR 2 = I1 to I2, SECTOR 3 = I2 to FL, DIFF = Difference To Personal Best Lap, P = Crossed Finish Line in Pit Lane, D = Time Disallowed

P21 75		Stewart MAY		Honda CBR600F3 - Powered by Bacon			
IDEAL LAP TIME : 1:41.865		BEST LAP TIME : 1:42.567		DIFFERENCE : 0.702			
LAP	SECTOR 1	SECTOR 2	SECTOR 3	LAP TIME	MPH	DIFF	TIME OF DAY
1 -		46.278	23.837	2:28.812	58.86	46.245	17:26:07.342
2 -	32.285	46.318	24.230	1:42.833 (3)	85.18	0.266	17:27:50.175
3 -	32.474	46.109	24.228	1:42.811 (2)	85.20	0.244	17:29:32.986
4 -	32.634	45.958	23.975	1:42.567 (1)	85.40		17:31:15.553
5 -	33.301	45.743	25.304	1:44.348	83.94	1.781	17:32:59.901
6 -	33.620	47.215	25.516	1:46.351	82.36	3.784	17:34:46.252
7 -	33.343	46.791	25.588	1:45.722	82.85	3.155	17:36:31.974

P22 171 E		Daniel GIBBS		Suzuki GSXR 750 Y - Thomas Racing			
IDEAL LAP TIME : 1:48.911		BEST LAP TIME : 1:49.133		DIFFERENCE : 0.222			
LAP	SECTOR 1	SECTOR 2	SECTOR 3	LAP TIME	MPH	DIFF	TIME OF DAY
1 -			25.989	1:57.946	74.26	8.813	17:25:36.476
2 -	35.025	48.884	25.794	1:49.703 (2)	79.85	0.570	17:27:26.179
3 -	35.320	49.482	25.763	1:50.565	79.22	1.432	17:29:16.744
4 -	34.868	49.118	25.870	1:49.856	79.73	0.723	17:31:06.600
5 -	34.987	49.170	25.605	1:49.762	79.80	0.629	17:32:56.362
6 -	35.095	48.875	25.785	1:49.755 (3)	79.81	0.622	17:34:46.117
7 -	34.607	48.699	25.827	1:49.133 (1)	80.26		17:36:35.250

P23 85		Andrew KITE		Ducati 749 - Red Rebel Racing			
IDEAL LAP TIME : 1:43.293		BEST LAP TIME : 1:43.799		DIFFERENCE : 0.506			
LAP	SECTOR 1	SECTOR 2	SECTOR 3	LAP TIME	MPH	DIFF	TIME OF DAY
1 -		48.280	24.861	2:32.759	57.34	48.960	17:26:11.289
2 -	33.759	47.268	24.481	1:45.508	83.02	1.709	17:27:56.797
3 -	34.090	47.791	24.516	1:46.397	82.33	2.598	17:29:43.194
4 -	32.940	47.187	24.574	1:44.701 (3)	83.66	0.902	17:31:27.895
5 -	33.571	46.989	24.621	1:45.181	83.28	1.382	17:33:13.076
6 -	33.399	46.526	24.578	1:44.503 (2)	83.82	0.704	17:34:57.579
7 -	33.446	46.182	24.171	1:43.799 (1)	84.39		17:36:41.378

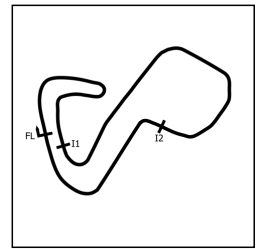
P24 34 R		Sean COOKNEY		Yamaha R6 - S34N Racing			
IDEAL LAP TIME : 1:43.690		BEST LAP TIME : 1:43.796		DIFFERENCE : 0.106			
LAP	SECTOR 1	SECTOR 2	SECTOR 3	LAP TIME	MPH	DIFF	TIME OF DAY
1 -		47.343	24.326	2:30.169	58.33	46.373	17:26:08.699
2 -	34.034	48.404	25.218	1:47.656	81.36	3.860	17:27:56.355
3 -	34.071	48.059	24.974	1:47.104	81.78	3.308	17:29:43.459
4 -	33.341	47.542	24.466	1:45.349	83.15	1.553	17:31:28.808
5 -	33.785	46.938	24.208	1:44.931 (2)	83.48	1.135	17:33:13.739
6 -	33.908	46.915	24.277	1:45.100 (3)	83.34	1.304	17:34:58.839
7 -	33.447	46.215	24.134	1:43.796 (1)	84.39		17:36:42.635

P25 71		Colin CLUNE		Suzuki SV650 -			
IDEAL LAP TIME : 1:44.815		BEST LAP TIME : 1:44.975		DIFFERENCE : 0.160			
LAP	SECTOR 1	SECTOR 2	SECTOR 3	LAP TIME	MPH	DIFF	TIME OF DAY
1 -		47.100	25.133	2:31.389	57.86	46.414	17:26:09.919
2 -	33.283	48.002	25.414	1:46.699	82.09	1.724	17:27:56.618
3 -	33.376	47.432	24.900	1:45.708	82.86	0.733	17:29:42.326
4 -	33.129	47.377	25.296	1:45.802	82.79	0.827	17:31:28.128
5 -	33.612	46.996	25.026	1:45.634 (3)	82.92	0.659	17:33:13.762
6 -	33.219	47.029	24.804	1:45.052 (2)	83.38	0.077	17:34:58.814
7 -	33.167	46.882	24.926	1:44.975 (1)	83.44		17:36:43.789

BMCRC - MRO Championships 2022 - Rnd 6 @ Brands Hatch GP

BMCRC Thunderbike Sport & Extreme

RACE 20 - SECTOR ANALYSIS



SECTOR 1 = FL to I1, SECTOR 2 = I1 to I2, SECTOR 3 = I2 to FL, DIFF = Difference To Personal Best Lap, P = Crossed Finish Line in Pit Lane, D = Time Disallowed

P26 91		James NEAL		Suzuki SV650 SUPERTWIN - LR Images/Anglia Aviation			
IDEAL LAP TIME : 1:44.809		BEST LAP TIME : 1:45.289		DIFFERENCE : 0.480			
LAP	SECTOR 1	SECTOR 2	SECTOR 3	LAP TIME	MPH	DIFF	TIME OF DAY
1 -		48.874	25.368	2:34.347	56.75	49.058	17:26:12.877
2 -	33.775	47.890	25.777	1:47.442	81.53	2.153	17:28:00.319
3 -	33.687	47.552	25.162	1:46.401	82.32	1.112	17:29:46.720
4 -	33.397	47.386	25.199	1:45.982	82.65	0.693	17:31:32.702
5 -	32.877	47.562	25.186	1:45.625 (3)	82.93	0.336	17:33:18.327
6 -	33.187	47.008	25.094	1:45.289 (1)	83.19		17:35:03.616
7 -	32.895	47.539	24.924	1:45.358 (2)	83.14	0.069	17:36:48.974

P27 69		Tony RUSSO		Yamaha R6 - Wymark Lubricants			
IDEAL LAP TIME : 1:45.585		BEST LAP TIME : 1:45.609		DIFFERENCE : 0.024			
LAP	SECTOR 1	SECTOR 2	SECTOR 3	LAP TIME	MPH	DIFF	TIME OF DAY
1 -		48.169	25.425	2:34.651	56.64	49.042	17:26:13.181
2 -	33.739	48.058	25.515	1:47.312	81.62	1.703	17:28:00.493
3 -	34.003	47.394	25.175	1:46.572	82.19	0.963	17:29:47.065
4 -	33.536	47.273	25.361	1:46.170 (2)	82.50	0.561	17:31:33.235
5 -	33.355	47.055	25.199	1:45.609 (1)	82.94		17:33:18.844
6 -	33.570	47.590	25.221	1:46.381 (3)	82.34	0.772	17:35:05.225
7 -	33.564	47.784	25.224	1:46.572	82.19	0.963	17:36:51.797

P28 737		Vincent LEWIN		Honda CBR600F3 - VINITWINRACING.CO.UK			
IDEAL LAP TIME : 1:44.417		BEST LAP TIME : 1:44.417		DIFFERENCE : 0.000			
LAP	SECTOR 1	SECTOR 2	SECTOR 3	LAP TIME	MPH	DIFF	TIME OF DAY
1 -		48.723	25.284	2:36.458	55.98	52.041	17:26:14.988
2 -	34.177	48.567	25.719	1:48.463	80.76	4.046	17:28:03.451
3 -	34.724	48.686	25.020	1:48.430 (3)	80.78	4.013	17:29:51.881
4 -	34.272	48.057	25.934	1:48.263 (2)	80.91	3.846	17:31:40.144
5 -	34.607	48.801	25.117	1:48.525	80.71	4.108	17:33:28.669
6 -	33.298	46.551	24.568	1:44.417 (1)	83.89		17:35:13.086

P29 90 R		Marco STRILLOZZI		Yamaha R6 - KLUAPP.COM			
IDEAL LAP TIME : 1:47.317		BEST LAP TIME : 1:47.806		DIFFERENCE : 0.489			
LAP	SECTOR 1	SECTOR 2	SECTOR 3	LAP TIME	MPH	DIFF	TIME OF DAY
1 -		48.502	25.747	2:35.725	56.25	47.919	17:26:14.255
2 -	34.457	48.478	26.109	1:49.044	80.33	1.238	17:28:03.299
3 -	34.276	48.740	25.064	1:48.080 (2)	81.04	0.274	17:29:51.379
4 -	34.064	48.421	25.831	1:48.316 (3)	80.87	0.510	17:31:39.695
5 -	34.429	49.136	25.356	1:48.921	80.42	1.115	17:33:28.616
6 -	34.292	48.189	25.325	1:47.806 (1)	81.25		17:35:16.422

P30 689		David TREVEIL		Yamaha YZF-R6 -			
IDEAL LAP TIME : 1:47.096		BEST LAP TIME : 1:47.564		DIFFERENCE : 0.468			
LAP	SECTOR 1	SECTOR 2	SECTOR 3	LAP TIME	MPH	DIFF	TIME OF DAY
1 -		49.710	25.148	2:37.202	55.72	49.638	17:26:15.732
2 -	34.461	48.235	25.288	1:47.984 (3)	81.12	0.420	17:28:03.716
3 -	35.235	48.542	24.993	1:48.770	80.53	1.206	17:29:52.486
4 -	34.277	47.826	25.844	1:47.947 (2)	81.14	0.383	17:31:40.433
5 -	34.806	48.676	25.249	1:48.731	80.56	1.167	17:33:29.164
6 -	34.330	47.892	25.342	1:47.564 (1)	81.43		17:35:16.728

BMCRC - MRO Championships 2022 - Rnd 6 @ Brands Hatch GP

BMCRC Thunderbike Sport & Extreme

RACE 20 - SECTOR ANALYSIS



SECTOR 1 = FL to I1, SECTOR 2 = I1 to I2, SECTOR 3 = I2 to FL, DIFF = Difference To Personal Best Lap, P = Crossed Finish Line in Pit Lane, D = Time Disallowed

P31 63		Robert BUSH		Suzuki GSXR 600 - Legacy Racing			
IDEAL LAP TIME : 1:54.134		BEST LAP TIME : 1:56.082		DIFFERENCE : 1.948			
LAP	SECTOR 1	SECTOR 2	SECTOR 3	LAP TIME	MPH	DIFF	TIME OF DAY
1 -		51.279	26.275	2:41.121	54.36	45.039	17:26:19.651
2 -	36.807	52.225	27.050	1:56.082 (1)	75.46		17:28:15.733
3 -	37.148	52.697	26.578	1:56.423	75.24	0.341	17:30:12.156
4 -	36.584	52.628	27.163	1:56.375 (3)	75.27	0.293	17:32:08.531
5 -	37.135	52.250	26.981	1:56.366 (2)	75.27	0.284	17:34:04.897
6 -	36.580	53.385	27.158	1:57.123	74.79	1.041	17:36:02.020

P32 119 E		Simon HEALEY		Yamaha R1 - Popular Tyres Ltd / Pro Parts Ltd			
IDEAL LAP TIME : 1:41.451		BEST LAP TIME : 1:41.451		DIFFERENCE : 0.000			
LAP	SECTOR 1	SECTOR 2	SECTOR 3	LAP TIME	MPH	DIFF	TIME OF DAY
1 -			24.291	1:47.897	81.18	6.446	17:25:26.427
2 -	32.235	45.493	23.723	1:41.451 (1)	86.34		17:27:07.878
3 -	32.268	47.385	24.945	1:44.598 (2)	83.74	3.147	17:28:52.476

P33 49		Oli CHAYTOR		Yamaha R6 - PearTree Racing			
IDEAL LAP TIME : 1:45.768		BEST LAP TIME : 1:45.768		DIFFERENCE : 0.000			
LAP	SECTOR 1	SECTOR 2	SECTOR 3	LAP TIME	MPH	DIFF	TIME OF DAY
1 -		47.585	25.049	2:33.216	57.17	47.448	17:26:11.746
2 -	35.072	47.874	25.015	1:47.961 (2)	81.13	2.193	17:27:59.707
3 -	33.905	46.998	24.865	1:45.768 (1)	82.82		17:29:45.475

BMCRC - MRO Championships 2022 - Rnd 6 @ Brands Hatch GP

BMCRC Thunderbike Sport & Extreme

RACE 20 - BEST SECTORS

SECTOR 1			SECTOR 2			SECTOR 3			IDEAL / BEST COMPARISON						
POS	NO	NAME	TIME	NO	NAME	TIME	NO	NAME	TIME	POS	NO	NAME	IDEAL	BEST	DIFF
													PERFECT LAP	1:36.989	
1	52	FRICKER	30.820	624	FEDRICK	43.402	117	STAGG	22.767	1	624	FEDRICK	1:37.312	1:37.662	0.350
2	54	JAMISON	30.855	77	MAY	43.523	54	JAMISON	22.913	2	54	JAMISON	1:37.349	1:37.361	0.012
3	624	FEDRICK	30.963	54	JAMISON	43.581	624	FEDRICK	22.947	3	77	MAY	1:37.642	1:37.772	0.130
4	84	BRANCO	31.083	52	FRICKER	43.642	84	BRANCO	22.954	4	117	STAGG	1:37.753	1:37.757	0.004
5	117	STAGG	31.094	84	BRANCO	43.726	28	SPENCER	22.966	5	84	BRANCO	1:37.763	1:38.252	0.489
6	292	CALDWELL	31.108	51	HOGARTH	43.728	77	MAY	22.981	6	52	FRICKER	1:37.784	1:37.800	0.016
7	51	HOGARTH	31.116	117	STAGG	43.892	129	CRIPPS	23.064	7	28	SPENCER	1:38.275	1:38.452	0.177
8	77	MAY	31.138	292	CALDWELL	43.920	48	WALLIS	23.195	8	51	HOGARTH	1:38.281	1:38.790	0.509
9	81	MAY	31.290	28	SPENCER	43.992	52	FRICKER	23.322	9	292	CALDWELL	1:38.369	1:38.673	0.304
10	48	WALLIS	31.314	129	CRIPPS	44.024	292	CALDWELL	23.341	10	129	CRIPPS	1:38.464	1:38.757	0.293
11	28	SPENCER	31.317	81	MAY	44.100	51	HOGARTH	23.437	11	48	WALLIS	1:38.809	1:39.265	0.456
12	129	CRIPPS	31.376	48	WALLIS	44.300	139	MARLEY	23.466	12	81	MAY	1:38.872	1:39.157	0.285
13	25	DAY	31.945	6	FIRTH	44.624	81	MAY	23.482	13	6	FIRTH	1:40.304	1:40.561	0.257
14	43	WALKEY	32.015	43	WALKEY	45.039	6	FIRTH	23.593	14	43	WALKEY	1:40.743	1:41.042	0.299
15	6	FIRTH	32.087	25	DAY	45.170	43	WALKEY	23.689	15	25	DAY	1:40.837	1:41.151	0.314
16	139	MARLEY	32.131	139	MARLEY	45.314	25	DAY	23.722	16	139	MARLEY	1:40.911	1:41.194	0.283
17	119	HEALEY	32.235	14	KILLWORTH	45.390	119	HEALEY	23.723	17	119	HEALEY	1:41.451	1:41.451	0.000
18	75	MAY	32.285	119	HEALEY	45.493	14	KILLWORTH	23.746	18	14	KILLWORTH	1:41.513	1:41.516	0.003
19	14	KILLWORTH	32.377	19	REGAN	45.579	75	MAY	23.837	19	75	MAY	1:41.865	1:42.567	0.702
20	19	REGAN	32.411	75	MAY	45.743	19	REGAN	23.947	20	19	REGAN	1:41.937	1:42.366	0.429
21	91	NEAL	32.877	833	SKEELS-PIGGINS	46.122	833	SKEELS-PIGGINS	24.116	21	833	SKEELS-PIGGINS	1:43.276	1:43.276	0.000
22	46	DRAPER	32.900	85	KITE	46.182	34	COOKNEY	24.134	22	85	KITE	1:43.293	1:43.799	0.506
23	85	KITE	32.940	34	COOKNEY	46.215	85	KITE	24.171	23	34	COOKNEY	1:43.690	1:43.796	0.106
24	833	SKEELS-PIGGINS	33.038	737	LEWIN	46.551	737	LEWIN	24.568	24	46	DRAPER	1:44.276	1:44.594	0.318
25	71	CLUNE	33.129	46	DRAPER	46.607	46	DRAPER	24.769	25	737	LEWIN	1:44.417	1:44.417	0.000
26	737	LEWIN	33.298	71	CLUNE	46.882	71	CLUNE	24.804	26	91	NEAL	1:44.809	1:45.289	0.480
27	34	COOKNEY	33.341	49	CHAYTOR	46.998	49	CHAYTOR	24.865	27	71	CLUNE	1:44.815	1:44.975	0.160
28	69	RUSSO	33.355	91	NEAL	47.008	91	NEAL	24.924	28	69	RUSSO	1:45.585	1:45.609	0.024
29	49	CHAYTOR	33.905	69	RUSSO	47.055	689	TREVEIL	24.993	29	49	CHAYTOR	1:45.768	1:45.768	0.000
30	90	STRILLOZZI	34.064	689	TREVEIL	47.826	90	STRILLOZZI	25.064	30	689	TREVEIL	1:47.096	1:47.564	0.468
31	689	TREVEIL	34.277	90	STRILLOZZI	48.189	69	RUSSO	25.175	31	90	STRILLOZZI	1:47.317	1:47.806	0.489
32	171	GIBBS	34.607	171	GIBBS	48.699	171	GIBBS	25.605	32	171	GIBBS	1:48.911	1:49.133	0.222
33	63	BUSH	36.580	63	BUSH	51.279	63	BUSH	26.275	33	63	BUSH	1:54.134	1:56.082	1.948

BMCRC - MRO Championships 2022 - Rnd 6 @ Brands Hatch GP

BMCRC Thunderbike Sport & Extreme

RACE 20 - STATISTICS

Competitors Started 33
Planned Start 2022-07-17 @ 17:20:00.000
Actual Start 2022-07-17 @ 17:23:38.530
Finish Time 2022-07-17 @ 17:35:13.031
Track Length 2.4332mi.
Total Laps 219
Total Distance Covered 532.8904mi.

Session Fastest Lap History

NO	CL	NAME	LAP TIME	TIME OF DAY	LAP	VEHICLE
77	E	David MAY	1:37.772	17:26:59.798	2	Suzuki GSXR 750 K1
624		Matthew FEDRICK	1:37.728	17:27:38.006	2	Yamaha R6
54		Adam JAMISON	1:37.361	17:29:17.692	3	Yamaha R6

Session Leader History

NO	CL	NAME	FROM LAP	LAPS LED	DISTANCE	VEHICLE
77	E	David MAY	1	7	17.03 miles	Suzuki GSXR 750 K1

Flag History

TYPE	TIME OF DAY
GREEN	17:23:38.530
FINISH	17:35:13.031

Flag Statistics

TYPE	COUNT	TOTAL LAPS	TOTAL TIME
Green	1	7	13:18.643
Red	0	0	0.000
Safety Car	0	0	0.000
FCY	0	0	0.000

BMCRC - MRO Championships 2022 - Rnd 6 @ Brands Hatch GP

BMCRC Thunderbike Sport & Extreme

RACE 20 - STATISTICS

CLASS : E

11 Starters

Fastest Lap History

NO	NAME	LAP TIME	TIME OF DAY	LAP	VEHICLE
77	David MAY	1:37.772	17:26:59.798	2	Suzuki GSXR 750 K1
117	Raymond STAGG	1:37.757	17:33:38.736	6	Suzuki GSXR 750

Leader History

NO	NAME	FROM LAP	LAPS LED	DISTANCE	VEHICLE
77	David MAY	1	7	17.03 miles	Suzuki GSXR 750 K1

BMCRC - MRO Championships 2022 - Rnd 6 @ Brands Hatch GP

BMCRC Thunderbike Sport & Extreme

RACE 20 - STATISTICS

CLASS :

19 Starters

Fastest Lap History

NO	NAME	LAP TIME	TIME OF DAY	LAP	VEHICLE
624	Matthew FEDRICK	1:37.728	17:27:38.006	2	Yamaha R6
54	Adam JAMISON	1:37.361	17:29:17.692	3	Yamaha R6

Leader History

NO	NAME	FROM LAP	LAPS LED	DISTANCE	VEHICLE
624	Matthew FEDRICK	1	7	17.03 miles	Yamaha R6

BMCRC - MRO Championships 2022 - Rnd 6 @ Brands Hatch GP

BMCRC Thunderbike Sport & Extreme

RACE 20 - STATISTICS

CLASS : R

3 Starters

Fastest Lap History

NO	NAME	LAP TIME	TIME OF DAY	LAP	VEHICLE
292	Tommi CALDWELL	1:38.868	17:27:41.898	2	Yamaha YZF-R6
292	Tommi CALDWELL	1:38.673	17:32:39.133	5	Yamaha YZF-R6

Leader History

NO	NAME	FROM LAP	LAPS LED	DISTANCE	VEHICLE
292	Tommi CALDWELL	1	7	17.03 miles	Yamaha YZF-R6



BMCRC THUNDERBIKE ULTRA

Supported by TBR Performance



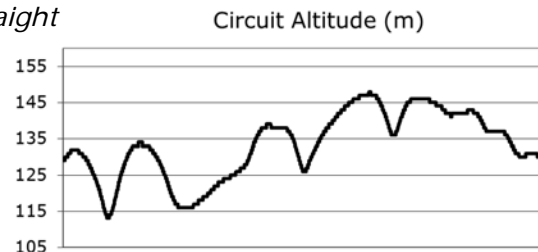
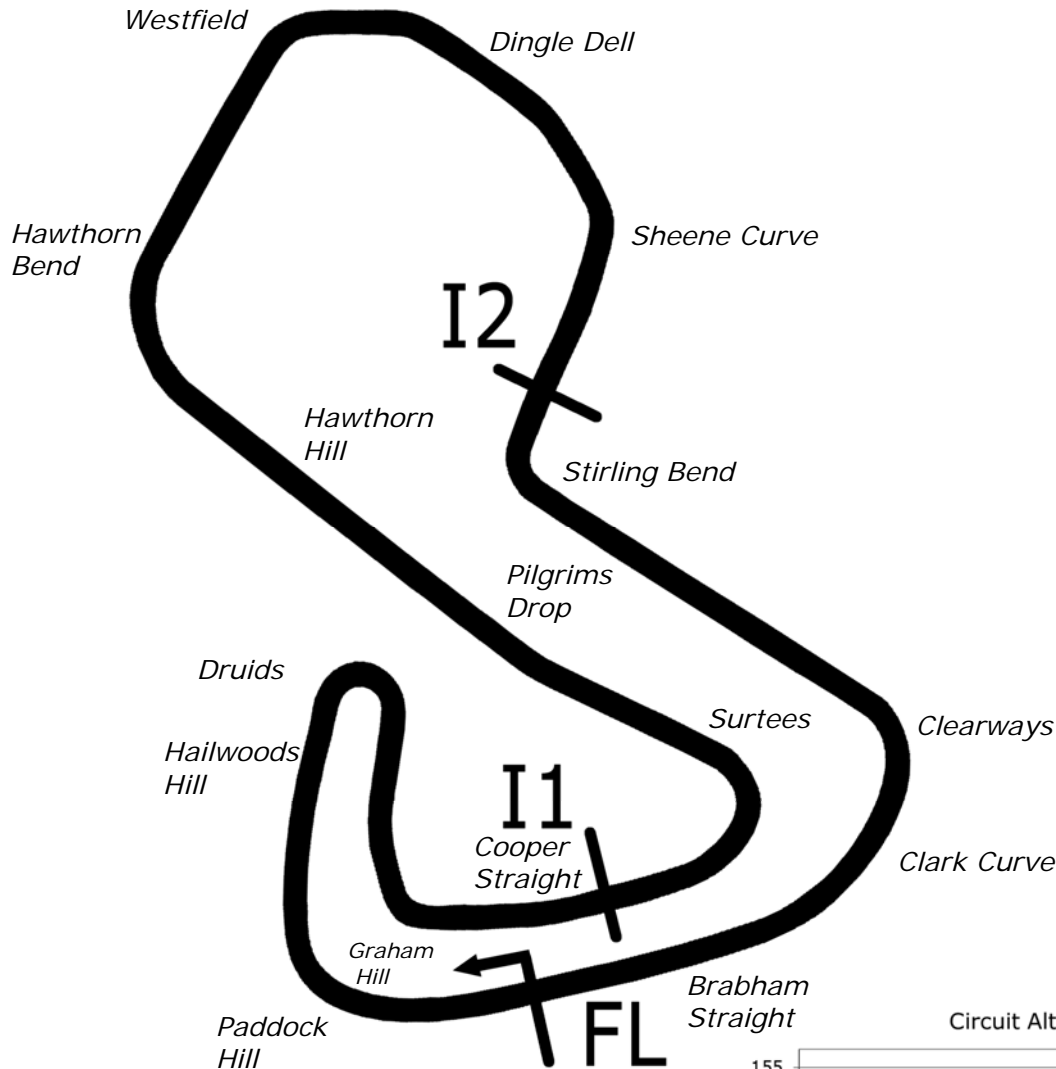
BMCRC-MRO Championships - Round 6
Brands Hatch GP
16th / 17th July 2022



Timing & Results Provided by Timing Solutions Ltd

www.tsl-timing.com

Brands Hatch GP



Length	2.4332 miles	3916.0 m	
FL		51.36032 N	0.26032 E
I1	1116m	51.35934 N	0.25955 E
I2	2928m	51.35532 N	0.26250 E
Pit Entry	3646m	51.35911 N	0.25743 E
Pit Exit	26m after FL	51.36027 N	0.26078 E
Pit Entry-Pit Exit 277m, 19.9s @50kph, 16.6s @60kph			

All results available at www.tsl-timing.com

BMCRC - MRO Championships 2022 - Rnd 6 @ Brands Hatch GP



Thunderbike Ultra

QUALIFYING - CLASSIFICATION

POS	NO	NAME	ENTRY	TIME	ON	LAPS	GAP	DIFF	MPH
1	28	Greg ALLSOP	Yamaha R1 - Allsop Construction Services ltd	1:32.465	5	8			94.73
2	275	Mark WILBY	Suzuki GSXR 1000 K6 - Cheesy Wotsits	1:32.979	5	8	0.514	0.514	94.21
3	7	Seb JENKINS	Suzuki GSX-R 1000 - Long hours and hard graft	1:33.071	5	6	0.606	0.092	94.11
4	45	Chad HASHMI	Suzuki GSXR1000 -	1:33.841	6	8	1.376	0.770	93.34
5	20	Connor SWYER	Suzuki GSXR 1000 K6 - WSC Performace & lleithyr far	1:34.851	6	7	2.386	1.010	92.35
6	47	Daryl DANCE	Yamaha YZF R1 - 2 brothers scaffolding	1:35.060	4	8	2.595	0.209	92.15
7	11	Josh HARVEY	Yamaha R1 4C8 - NR Racing	1:35.162	4	7	2.697	0.102	92.05
8	5	Stacey KILLWORTH	Suzuki GSXR 1000 - Greenplant/Everns	1:36.288	6	7	3.823	1.126	90.97
9	63	Matthew WREN	Suzuki GSXR - TBR performance	1:36.309	5	8	3.844	0.021	90.95
10	334	Anthony BRANDISH	Suzuki GSXR 1000 - BW bespoke developments ltd	1:36.583	4	8	4.118	0.274	90.69
11	102	James FEARN	Suzuki GSXR1000 - Jwf tiling, palmer race skool, the f	1:37.028	5	7	4.563	0.445	90.28
12	71	Ritchie THORNTON	Kawasaki ZX7R - Team 71	1:37.254	3	4	4.789	0.226	90.07
13	60	Liam McCARTER	Suzuki GSXR1000 - Katie McCarter	1:37.374	3	4	4.909	0.120	89.96
14	258	Ande FRIEND	Kawasaki ZX10R - Flying colours Motorcycle Training	1:39.592	4	4	7.127	2.218	87.95
15	13	Doug EDMONDSON	Yamaha R1 - Stan Stephens Tuning	1:39.853	6	6	7.388	0.261	87.72
16	460	Simon GATES	Yamaha YZF R1 - No Tallentino Racing Team FATI	1:40.250	6	7	7.785	0.397	87.37
17	8	Dave SAUNDERS	Suzuki GSXR1000 - Mum/Dad/JW MOT/Parks Utility	1:40.809	7	7	8.344	0.559	86.89
18	84	Ricardo BRANCO	Yamaha R1 - IMP Racing	1:41.690	3	5	9.225	0.881	86.14
19	19	Tyler DONOVAN	Kawasaki ZX10R -	1:41.955	4	5	9.490	0.265	85.91
20	4	Hayden KILLWORTH	Kawasaki ZX10R - Stacey Killworth & Alex Killworth	1:41.976	5	7	9.511	0.021	85.90
21	36	Alan MORGAN	Suzuki GSXR 1000 - Little Duck Racing	1:42.035	6	6	9.570	0.059	85.85
22	112	Scott WEST	Suzuki GSXR1000 -	1:43.361	4	7	10.896	1.326	84.74
23	80	Mark OVEL	Yamaha R1 - I NEED A SPONSOR	1:44.255	3	7	11.790	0.894	84.02
24	21	Danny BRENNAN	Suzuki GSXR 1000 -	1:44.425	3	3	11.960	0.170	83.88
25	24	Mark REYNOLDS	Aprilia MILLE -	1:46.998	7	7	14.533	2.573	81.86
26	103	Craig GOFFORD	Yamaha R1 4XV - Guardian warm roofs, Meala Racing	1:47.445	7	7	14.980	0.447	81.52
27	888	Paul FAGG	Yamaha R1 4C8 -	1:47.602	2	5	15.137	0.157	81.40
28	10	Carlo BOTTIGLIERI	Kawasaki ZX10R - TMT RACING	1:57.127	2	3	24.662	9.525	74.78

Weather / Track : Sunny / Dry

These results are provisional until the conclusion of any judicial and technical matters.

Brands Hatch GP: 2.4332 miles

Date: 16/07/2022 Start: 11:03 Finish: 11:16

Clerk Of Course :

Stewards :

Timekeeper :

Craig Smith

Results can be found at www.tsl-timing.com

Printed - 11:18 Saturday, 16 July 2022



BMCRC - MRO Championships 2022 - Rnd 6 @ Brands Hatch GP

Thunderbike Ultra

QUALIFYING - SECTOR ANALYSIS



SECTOR 1 = FL to I1, SECTOR 2 = I1 to I2, SECTOR 3 = I2 to FL, DIFF = Difference To Personal Best Lap, P = Crossed Finish Line in Pit Lane, D = Time Disallowed

P1 28 U		Greg ALLSOP		Yamaha R1 - Allsop Construction Services Ltd			
IDEAL LAP TIME : 1:32.465		BEST LAP TIME : 1:32.465		DIFFERENCE : 0.000			
LAP	SECTOR 1	SECTOR 2	SECTOR 3	LAP TIME	MPH	DIFF	TIME OF DAY
1 -	30.298	42.003	22.119	1:34.420 (3)	92.77	1.955	11:06:39.392
2 -	30.431	42.448	22.519	1:35.398	91.82	2.933	11:08:14.790
3 -	30.135	42.172	21.887	1:34.194 (2)	92.99	1.729	11:09:48.984
4 -	30.060	42.706	22.228	1:34.994	92.21	2.529	11:11:23.978
5 -	29.638	41.324	21.503	1:32.465 (1)	94.73		11:12:56.443
6 -	30.681	43.620	22.540	1:36.841	90.45	4.376	11:14:33.284
7 -	29.815	42.903	22.326	1:35.044	92.16	2.579	11:16:08.328
8 -	29.885	43.422	23.064	1:36.371	90.89	3.906	11:17:44.699

P2 275 U		Mark WILBY		Suzuki GSXR 1000 K6 - Cheesy Wotsits			
IDEAL LAP TIME : 1:32.709		BEST LAP TIME : 1:32.979		DIFFERENCE : 0.270			
LAP	SECTOR 1	SECTOR 2	SECTOR 3	LAP TIME	MPH	DIFF	TIME OF DAY
1 -	31.564	42.756	22.100	1:36.420	90.85	3.441	11:06:39.913
2 -	30.343	42.262	22.286	1:34.891	92.31	1.912	11:08:14.804
3 -	30.473	42.218	21.813	1:34.504	92.69	1.525	11:09:49.308
4 -	29.999	41.600	21.817	1:33.416 (3)	93.77	0.437	11:11:22.724
5 -	29.932	41.255	21.792	1:32.979 (1)	94.21		11:12:55.703
6 -	30.705	43.910	22.285	1:36.900	90.40	3.921	11:14:32.603
7 -	29.690	41.625	21.764	1:33.079 (2)	94.11	0.100	11:16:05.682
8 -	29.865	42.652	21.769	1:34.286	92.90	1.307	11:17:39.968

P3 7 U		Seb JENKINS		Suzuki GSX-R 1000 - Long hours and hard graft			
IDEAL LAP TIME : 1:33.071		BEST LAP TIME : 1:33.071		DIFFERENCE : 0.000			
LAP	SECTOR 1	SECTOR 2	SECTOR 3	LAP TIME	MPH	DIFF	TIME OF DAY
1 -	30.853	42.876	21.819	1:35.548	91.68	2.477	11:06:40.925
2 -	29.992	41.774	22.430	1:34.196 (3)	92.99	1.125	11:08:15.121
3 -	30.917	41.661	22.059	1:34.637	92.56	1.566	11:09:49.758
4 -	29.819	41.669	21.930	1:33.418 (2)	93.77	0.347	11:11:23.176
5 -	29.730	41.639	21.702	1:33.071 (1)	94.11		11:12:56.247
6 -	30.411	43.428	21.903	1:35.742	91.49	2.671	11:14:31.989

P4 45 U		Chad HASHMI		Suzuki GSXR1000 -			
IDEAL LAP TIME : 1:33.698		BEST LAP TIME : 1:33.841		DIFFERENCE : 0.143			
LAP	SECTOR 1	SECTOR 2	SECTOR 3	LAP TIME	MPH	DIFF	TIME OF DAY
1 -	33.010	44.231	22.840	1:40.081	87.52	6.240	11:06:52.990
2 -	30.515	42.276	22.293	1:35.084	92.12	1.243	11:08:28.074
3 -	29.904	42.344	22.151	1:34.399 (3)	92.79	0.558	11:10:02.473
4 -	30.027	41.931	22.172	1:34.130 (2)	93.06	0.289	11:11:36.603
5 -	33.048	46.439	23.430	1:42.917	85.11	9.076	11:13:19.520
6 -	30.032	41.946	21.863	1:33.841 (1)	93.34		11:14:53.361
7 -	34.231	45.760	23.293	1:43.284	84.81	9.443	11:16:36.645
8 -	30.204	45.739	23.750	1:39.693	87.86	5.852	11:18:16.338

P5 20 U		Connor SWYER		Suzuki GSXR 1000 K6 - WSC Performace & lleithyr farm & dad			
IDEAL LAP TIME : 1:34.768		BEST LAP TIME : 1:34.851		DIFFERENCE : 0.083			
LAP	SECTOR 1	SECTOR 2	SECTOR 3	LAP TIME	MPH	DIFF	TIME OF DAY
1 -	31.686	43.879	22.807	1:38.372	89.04	3.521	11:06:42.675
2 -	31.041	43.451	22.972	1:37.464	89.87	2.613	11:08:20.139
3 -	30.512	42.629	22.296	1:35.437 (2)	91.78	0.586	11:09:55.576
4 -	31.117	43.569	22.663	1:37.349	89.98	2.498	11:11:32.925
5 -	30.926	42.898	22.365	1:36.189	91.06	1.338	11:13:09.114
6 -	30.353	42.378	22.120	1:34.851 (1)	92.35		11:14:43.965
7 -	30.270	43.109	22.166	1:35.545 (3)	91.68	0.694	11:16:19.510

BMCRG - MRO Championships 2022 - Rnd 6 @ Brands Hatch GP

Thunderbike Ultra

QUALIFYING - SECTOR ANALYSIS



SECTOR 1 = FL to I1, SECTOR 2 = I1 to I2, SECTOR 3 = I2 to FL, DIFF = Difference To Personal Best Lap, P = Crossed Finish Line in Pit Lane, D = Time Disallowed

P6		47 U		Daryl DANCE		Yamaha YZF R1 - 2 brothers scaffolding	
IDEAL LAP TIME : 1:34.670		BEST LAP TIME : 1:35.060		DIFFERENCE : 0.390			
LAP	SECTOR 1	SECTOR 2	SECTOR 3	LAP TIME	MPH	DIFF	TIME OF DAY
1 -	31.349	42.955	22.542	1:36.846	90.45	1.786	11:06:38.870
2 -	30.494	42.632	22.641	1:35.767 (3)	91.47	0.707	11:08:14.637
3 -	31.239	42.796	22.265	1:36.300	90.96	1.240	11:09:50.937
4 -	30.327	42.205	22.528	1:35.060 (1)	92.15		11:11:25.997
5 -	30.743	42.975	22.499	1:36.217	91.04	1.157	11:13:02.214
6 -	30.957	43.329	23.016	1:37.302	90.02	2.242	11:14:39.516
7 -	31.339	48.234	22.822	1:42.395	85.54	7.335	11:16:21.911
8 -	30.948	42.522	22.138	1:35.608 (2)	91.62	0.548	11:17:57.519

P7		11 U		Josh HARVEY		Yamaha R1 4C8 - NR Racing	
IDEAL LAP TIME : 1:34.754		BEST LAP TIME : 1:35.162		DIFFERENCE : 0.408			
LAP	SECTOR 1	SECTOR 2	SECTOR 3	LAP TIME	MPH	DIFF	TIME OF DAY
1 -	30.895	42.358	22.616	1:35.869	91.37	0.707	11:07:25.895
2 -	31.722	42.497	22.157	1:36.376	90.89	1.214	11:09:02.271
3 -	30.823	42.737	22.026	1:35.586 (2)	91.64	0.424	11:10:37.857
4 -	30.370	42.599	22.193	1:35.162 (1)	92.05		11:12:13.019
5 -	33.374	44.704	22.049	1:40.127	87.48	4.965	11:13:53.146
6 -	30.600	42.801	22.207	1:35.608 (3)	91.62	0.446	11:15:28.754
7 -	34.273	46.351	23.813	1:44.437	83.87	9.275	11:17:13.191

P8		5 U		Stacey KILLWORTH		Suzuki GSXR 1000 - Greenplant/Everns	
IDEAL LAP TIME : 1:36.199		BEST LAP TIME : 1:36.288		DIFFERENCE : 0.089			
LAP	SECTOR 1	SECTOR 2	SECTOR 3	LAP TIME	MPH	DIFF	TIME OF DAY
1 -	32.844	45.764	23.020	1:41.628	86.19	5.340	11:07:15.516
2 -	31.454	43.177	23.320	1:37.951	89.43	1.663	11:08:53.467
3 -	30.945	43.716	22.496	1:37.157 (2)	90.16	0.869	11:10:30.624
4 -	31.390	44.180	22.815	1:38.385	89.03	2.097	11:12:09.009
5 -	31.790	43.188	22.490	1:37.468	89.87	1.180	11:13:46.477
6 -	30.532	43.240	22.516	1:36.288 (1)	90.97		11:15:22.765
7 -	30.889	43.512	22.815	1:37.216 (3)	90.10	0.928	11:16:59.981

P9		63 U		Matthew WREN		Suzuki GSXR - TBR performance	
IDEAL LAP TIME : 1:35.997		BEST LAP TIME : 1:36.309		DIFFERENCE : 0.312			
LAP	SECTOR 1	SECTOR 2	SECTOR 3	LAP TIME	MPH	DIFF	TIME OF DAY
1 -	31.202	43.075	22.683	1:36.960 (3)	90.34	0.651	11:06:41.835
2 -	31.366	43.510	23.641	1:38.517	88.91	2.208	11:08:20.352
3 -	31.459	43.449	22.735	1:37.643	89.71	1.334	11:09:57.995
4 -	31.161	42.821	22.443	1:36.425 (2)	90.84	0.116	11:11:34.420
5 -	31.064	42.904	22.341	1:36.309 (1)	90.95		11:13:10.729
6 -	31.427	43.434	22.904	1:37.765	89.60	1.456	11:14:48.494
7 -	30.835	43.327	23.383	1:37.545	89.80	1.236	11:16:26.039
8 -	31.992	43.549	22.567	1:38.108	89.28	1.799	11:18:04.147

P10		334 U		Anthony BRANDISH		Suzuki GSXR 1000 - BW bespoke developments ltd	
IDEAL LAP TIME : 1:36.258		BEST LAP TIME : 1:36.583		DIFFERENCE : 0.325			
LAP	SECTOR 1	SECTOR 2	SECTOR 3	LAP TIME	MPH	DIFF	TIME OF DAY
1 -	30.951	43.296	22.625	1:36.872	90.42	0.289	11:06:43.802
2 -	31.100	43.125	22.473	1:36.698 (3)	90.58	0.115	11:08:20.500
3 -	30.976	43.255	22.390	1:36.621 (2)	90.66	0.038	11:09:57.121
4 -	30.884	43.063	22.636	1:36.583 (1)	90.69		11:11:33.704
5 -	31.003	43.244	22.546	1:36.793	90.50	0.210	11:13:10.497
6 -	31.394	43.475	22.943	1:37.812	89.55	1.229	11:14:48.309
7 -	30.805	43.375	23.429	1:37.609	89.74	1.026	11:16:25.918
8 -	31.622	44.633	23.361	1:39.616	87.93	3.033	11:18:05.534

BMCRC - MRO Championships 2022 - Rnd 6 @ Brands Hatch GP

Thunderbike Ultra

QUALIFYING - SECTOR ANALYSIS



SECTOR 1 = FL to I1, SECTOR 2 = I1 to I2, SECTOR 3 = I2 to FL, DIFF = Difference To Personal Best Lap, P = Crossed Finish Line in Pit Lane, D = Time Disallowed

P11 102 U		James FEARN		Suzuki GSXR1000 - Jwf tiling, palmer race skool, the factory			
IDEAL LAP TIME : 1:36.974		BEST LAP TIME : 1:37.028		DIFFERENCE : 0.054			
LAP	SECTOR 1	SECTOR 2	SECTOR 3	LAP TIME	MPH	DIFF	TIME OF DAY
1 -	32.049	44.487	23.162	1:39.698	87.86	2.670	11:07:08.422
2 -	31.425	43.702	23.266	1:38.393	89.02	1.365	11:08:46.815
3 -	31.260	43.341	22.743	1:37.344 (2)	89.98	0.316	11:10:24.159
4 -	31.308	43.514	22.822	1:37.644	89.71	0.616	11:12:01.803
5 -	31.167	43.209	22.652	1:37.028 (1)	90.28		11:13:38.831
6 -	31.113	43.487	22.800	1:37.400 (3)	89.93	0.372	11:15:16.231
7 -	31.216	43.452	22.812	1:37.480	89.86	0.452	11:16:53.711

P12 71 U		Ritchie THORNTON		Kawasaki ZX7R - Team 71			
IDEAL LAP TIME : 1:36.552		BEST LAP TIME : 1:37.254		DIFFERENCE : 0.702			
LAP	SECTOR 1	SECTOR 2	SECTOR 3	LAP TIME	MPH	DIFF	TIME OF DAY
1 -	31.054	44.087	23.120	1:38.261	89.14	1.007	11:07:25.225
2 -	32.073	43.645	22.432	1:38.150 (3)	89.24	0.896	11:09:03.375
3 -	31.091	43.772	22.391	1:37.254 (1)	90.07		11:10:40.629
4 -	30.516	43.937	23.066	1:37.519 (2)	89.82	0.265	11:12:18.148

P13 60 U		Liam McCARTER		Suzuki GSXR1000 - Katie McCarter			
IDEAL LAP TIME : 1:37.374		BEST LAP TIME : 1:37.374		DIFFERENCE : 0.000			
LAP	SECTOR 1	SECTOR 2	SECTOR 3	LAP TIME	MPH	DIFF	TIME OF DAY
1 -	33.646	44.894	22.890	1:41.430	86.36	4.056	11:07:12.839
2 -	31.930	44.790	23.467	1:40.187 (3)	87.43	2.813	11:08:53.026
3 -	31.225	43.576	22.573	1:37.374 (1)	89.96		11:10:30.400
4 -	31.474	44.045	23.000	1:38.519 (2)	88.91	1.145	11:12:08.919

P14 258 U		Ande FRIEND		Kawasaki ZX10R - Flying colours Motorcycle Training			
IDEAL LAP TIME : 1:39.309		BEST LAP TIME : 1:39.592		DIFFERENCE : 0.283			
LAP	SECTOR 1	SECTOR 2	SECTOR 3	LAP TIME	MPH	DIFF	TIME OF DAY
1 -	33.622	45.653	23.467	1:42.742	85.26	3.150	11:07:16.990
2 -	32.039	45.835	23.503	1:41.377 (3)	86.40	1.785	11:08:58.367
3 -	32.233	44.504	23.277	1:40.014 (2)	87.58	0.422	11:10:38.381
4 -	31.528	44.721	23.343	1:39.592 (1)	87.95		11:12:17.973

P15 13 U		Doug EDMONDSON		Yamaha R1 - Stan Stephens Tuning			
IDEAL LAP TIME : 1:39.564		BEST LAP TIME : 1:39.853		DIFFERENCE : 0.289			
LAP	SECTOR 1	SECTOR 2	SECTOR 3	LAP TIME	MPH	DIFF	TIME OF DAY
1 -	33.025	45.251	23.671	1:41.947	85.92	2.094	11:06:55.447
2 -	32.586	45.680	23.973	1:42.239	85.68	2.386	11:08:37.686
3 -	31.977	45.001	23.797	1:40.775 (3)	86.92	0.922	11:10:18.461
4 -	32.609	44.920	23.398	1:40.927	86.79	1.074	11:11:59.388
5 -	31.999	44.330	23.577	1:39.906 (2)	87.68	0.053	11:13:39.294
6 -	31.836	44.576	23.441	1:39.853 (1)	87.72		11:15:19.147

P16 460 U		Simon GATES		Yamaha YZF R1 - No Tallentino Racing Team FATI			
IDEAL LAP TIME : 1:40.103		BEST LAP TIME : 1:40.250		DIFFERENCE : 0.147			
LAP	SECTOR 1	SECTOR 2	SECTOR 3	LAP TIME	MPH	DIFF	TIME OF DAY
1 -	34.158	45.369	23.419	1:42.946	85.09	2.696	11:06:57.186
2 -	33.539	45.118	23.293	1:41.950	85.92	1.700	11:08:39.136
3 -	33.180	45.011	23.120	1:41.311	86.46	1.061	11:10:20.447
4 -	33.230	45.041	23.333	1:41.604	86.21	1.354	11:12:02.051
5 -	32.762	44.516	23.090	1:40.368 (2)	87.27	0.118	11:13:42.419
6 -	32.539	44.474	23.237	1:40.250 (1)	87.37		11:15:22.669
7 -	32.972	44.935	23.386	1:41.293 (3)	86.48	1.043	11:17:03.962

BMCR - MRO Championships 2022 - Rnd 6 @ Brands Hatch GP

Thunderbike Ultra

QUALIFYING - SECTOR ANALYSIS



SECTOR 1 = FL to I1, SECTOR 2 = I1 to I2, SECTOR 3 = I2 to FL, DIFF = Difference To Personal Best Lap, P = Crossed Finish Line in Pit Lane, D = Time Disallowed

P17		8 U		Dave SAUNDERS		Suzuki GSXR1000 - Mum/Dad/JW MOT/Parks Utility	
IDEAL LAP TIME : 1:40.788		BEST LAP TIME : 1:40.809		DIFFERENCE : 0.021			
LAP	SECTOR 1	SECTOR 2	SECTOR 3	LAP TIME	MPH	DIFF	TIME OF DAY
1 -	34.196	47.642	23.783	1:45.621	82.93	4.812	11:07:34.029
2 -	34.174	47.229	23.565	1:44.968	83.45	4.159	11:09:18.997
3 -	32.238	45.851	24.486	1:42.575	85.39	1.766	11:11:01.572
4 -	33.694	47.574	23.885	1:45.153	83.30	4.344	11:12:46.725
5 -	32.285	46.069	23.634	1:41.988 (3)	85.89	1.179	11:14:28.713
6 -	32.758	45.344	23.598	1:41.700 (2)	86.13	0.891	11:16:10.413
7 -	31.895	45.365	23.549	1:40.809 (1)	86.89		11:17:51.222

P18		84 U		Ricardo BRANCO		Yamaha R1 - IMP Racing	
IDEAL LAP TIME : 1:41.609		BEST LAP TIME : 1:41.690		DIFFERENCE : 0.081			
LAP	SECTOR 1	SECTOR 2	SECTOR 3	LAP TIME	MPH	DIFF	TIME OF DAY
1 -	33.647	45.991	23.763	1:43.401	84.71	1.711	11:07:05.017
2 -	32.552	45.688	24.103	1:42.343	85.59	0.653	11:08:47.360
3 -	32.533	45.511	23.646	1:41.690 (1)	86.14		11:10:29.050
4 -	32.452	45.645	23.708	1:41.805 (2)	86.04	0.115	11:12:10.855
5 -	32.696	45.797	23.665	1:42.158 (3)	85.74	0.468	11:13:53.013

P19		19 U		Tyler DONOVAN		Kawasaki ZX10R -	
IDEAL LAP TIME : 1:41.213		BEST LAP TIME : 1:41.955		DIFFERENCE : 0.742			
LAP	SECTOR 1	SECTOR 2	SECTOR 3	LAP TIME	MPH	DIFF	TIME OF DAY
1 -	35.566	46.596	IN PIT	2:11.107 P	66.81	29.152	11:07:41.423
2 -	OUTLAP	45.893	23.885	1:47.962	81.13	6.007	11:09:29.385
3 -	33.485	45.441	23.523	1:42.449 (3)	85.50	0.494	11:11:11.834
4 -	33.196	45.466	23.293	1:41.955 (1)	85.91		11:12:53.789
5 -	32.780	45.972	23.209	1:41.961 (2)	85.91	0.006	11:14:35.750

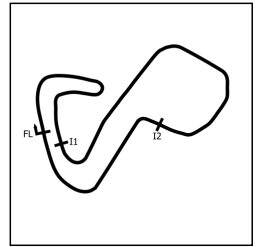
P20		4 U		Hayden KILLWORTH		Kawasaki ZX10R - Stacey Killworth & Alex Killworth	
IDEAL LAP TIME : 1:41.891		BEST LAP TIME : 1:41.976		DIFFERENCE : 0.085			
LAP	SECTOR 1	SECTOR 2	SECTOR 3	LAP TIME	MPH	DIFF	TIME OF DAY
1 -	34.188	48.488	25.199	1:47.875	81.20	5.899	11:07:24.897
2 -	33.369	47.082	24.131	1:44.582	83.76	2.606	11:09:09.479
3 -	32.914	46.757	24.443	1:44.114	84.13	2.138	11:10:53.593
4 -	32.842	47.677	24.985	1:45.504	83.02	3.528	11:12:39.097
5 -	32.588	45.436	23.952	1:41.976 (1)	85.90		11:14:21.073
6 -	32.503	45.816	24.087	1:42.406 (2)	85.54	0.430	11:16:03.479
7 -	32.571	46.100	24.217	1:42.888 (3)	85.13	0.912	11:17:46.367

P21		36 U		Alan MORGAN		Suzuki GSXR 1000 - Little Duck Racing	
IDEAL LAP TIME : 1:42.035		BEST LAP TIME : 1:42.035		DIFFERENCE : 0.000			
LAP	SECTOR 1	SECTOR 2	SECTOR 3	LAP TIME	MPH	DIFF	TIME OF DAY
1 -	34.164	48.761	24.513	1:47.438	81.53	5.403	11:07:19.723
2 -	32.875	46.652	23.824	1:43.351	84.75	1.316	11:09:03.074
3 -	32.955	46.577	23.660	1:43.192 (3)	84.88	1.157	11:10:46.266
4 -	33.276	46.649	24.411	1:44.336	83.95	2.301	11:12:30.602
5 -	32.887	45.744	23.835	1:42.466 (2)	85.49	0.431	11:14:13.068
6 -	32.673	45.728	23.634	1:42.035 (1)	85.85		11:15:55.103

BMCRC - MRO Championships 2022 - Rnd 6 @ Brands Hatch GP

Thunderbike Ultra

QUALIFYING - SECTOR ANALYSIS



SECTOR 1 = FL to I1, SECTOR 2 = I1 to I2, SECTOR 3 = I2 to FL, DIFF = Difference To Personal Best Lap, P = Crossed Finish Line in Pit Lane, D = Time Disallowed

P22 112 U		Scott WEST		Suzuki GSXR1000 -			
IDEAL LAP TIME : 1:43.098		BEST LAP TIME : 1:43.361		DIFFERENCE : 0.263			
LAP	SECTOR 1	SECTOR 2	SECTOR 3	LAP TIME	MPH	DIFF	TIME OF DAY
1 -	35.148	48.416	24.735	1:48.299	80.88	4.938	11:07:09.114
2 -	32.688	47.520	24.052	1:44.260	84.01	0.899	11:08:53.374
3 -	32.497	47.132	24.018	1:43.647 (3)	84.51	0.286	11:10:37.021
4 -	32.458	47.163	23.740	1:43.361 (1)	84.74		11:12:20.382
5 -	32.357	47.681	24.326	1:44.364	83.93	1.003	11:14:04.746
6 -	32.885	47.311	23.738	1:43.934	84.28	0.573	11:15:48.680
7 -	32.284	47.432	23.682	1:43.398 (2)	84.71	0.037	11:17:32.078

P23 80 U		Mark OVEL		Yamaha R1 - I NEED A SPONSOR			
IDEAL LAP TIME : 1:44.035		BEST LAP TIME : 1:44.255		DIFFERENCE : 0.220			
LAP	SECTOR 1	SECTOR 2	SECTOR 3	LAP TIME	MPH	DIFF	TIME OF DAY
1 -	35.274	47.713	24.247	1:47.234	81.68	2.979	11:07:09.603
2 -	38.448	47.063	24.239	1:49.750	79.81	5.495	11:08:59.353
3 -	33.907	46.248	24.100	1:44.255 (1)	84.02		11:10:43.608
4 -	33.766	48.444	24.602	1:46.812	82.01	2.557	11:12:30.420
5 -	34.627	46.630	24.021	1:45.278 (3)	83.20	1.023	11:14:15.698
6 -	33.880	46.335	24.220	1:44.435 (2)	83.87	0.180	11:16:00.133
7 -	34.528	46.579	24.386	1:45.493	83.03	1.238	11:17:45.626

P24 21 U		Danny BRENNAN		Suzuki GSXR 1000 -			
IDEAL LAP TIME : 1:43.405		BEST LAP TIME : 1:44.425		DIFFERENCE : 1.020			
LAP	SECTOR 1	SECTOR 2	SECTOR 3	LAP TIME	MPH	DIFF	TIME OF DAY
1 -	33.255	48.644	24.932	1:46.831 (3)	81.99	2.406	11:07:23.957
2 -	33.759	46.003	24.843	1:44.605 (2)	83.74	0.180	11:09:08.562
3 -	33.553	46.593	24.279	1:44.425 (1)	83.88		11:10:52.987

P25 24 U		Mark REYNOLDS		Aprilia MILLE -			
IDEAL LAP TIME : 1:46.353		BEST LAP TIME : 1:46.998		DIFFERENCE : 0.645			
LAP	SECTOR 1	SECTOR 2	SECTOR 3	LAP TIME	MPH	DIFF	TIME OF DAY
1 -	37.043	50.228	25.921	1:53.192	77.38	6.194	11:07:24.694
2 -	34.478	48.501	25.411	1:48.390	80.81	1.392	11:09:13.084
3 -	34.359	48.259	24.877	1:47.495	81.49	0.497	11:11:00.579
4 -	34.231	47.551	25.541	1:47.323 (2)	81.62	0.325	11:12:47.902
5 -	34.080	48.034	25.302	1:47.416 (3)	81.55	0.418	11:14:35.318
6 -	34.173	48.616	24.776	1:47.565	81.43	0.567	11:16:22.883
7 -	34.464	47.497	25.037	1:46.998 (1)	81.86		11:18:09.881

P26 103 U		Craig GOFFORD		Yamaha R1 4XV - Guardian warm roofs, Meala Racing Develop			
IDEAL LAP TIME : 1:46.940		BEST LAP TIME : 1:47.445		DIFFERENCE : 0.505			
LAP	SECTOR 1	SECTOR 2	SECTOR 3	LAP TIME	MPH	DIFF	TIME OF DAY
1 -	36.120	48.920	25.869	1:50.909	78.98	3.464	11:07:20.949
2 -	35.303	50.728	25.335	1:51.366	78.65	3.921	11:09:12.315
3 -	34.664	47.978	25.115	1:47.757 (3)	81.29	0.312	11:11:00.072
4 -	34.587	49.286	25.471	1:49.344	80.11	1.899	11:12:49.416
5 -	34.369	48.095	25.093	1:47.557 (2)	81.44	0.112	11:14:36.973
6 -	34.393	48.905	25.062	1:48.360	80.84	0.915	11:16:25.333
7 -	34.791	47.509	25.145	1:47.445 (1)	81.52		11:18:12.778

P27 888 U		Paul FAGG		Yamaha R1 4C8 -			
IDEAL LAP TIME : 1:47.101		BEST LAP TIME : 1:47.602		DIFFERENCE : 0.501			
LAP	SECTOR 1	SECTOR 2	SECTOR 3	LAP TIME	MPH	DIFF	TIME OF DAY
1 -	36.257	50.572	26.118	1:52.947	77.55	5.345	11:07:25.744
2 -	35.028	47.478	25.096	1:47.602 (1)	81.40		11:09:13.346
3 -	34.960	47.914	25.240	1:48.114 (2)	81.02	0.512	11:11:01.460
4 -	35.083	47.981	25.767	1:48.831 (3)	80.49	1.229	11:12:50.291
5 -	35.613	48.514	24.807	1:48.934	80.41	1.332	11:14:39.225

BMCRC - MRO Championships 2022 - Rnd 6 @ Brands Hatch GP

Thunderbike Ultra

QUALIFYING - SECTOR ANALYSIS



SECTOR 1 = FL to I1, SECTOR 2 = I1 to I2, SECTOR 3 = I2 to FL, DIFF = Difference To Personal Best Lap, P = Crossed Finish Line in Pit Lane, D = Time Disallowed

P28 10 U		Carlo BOTTIGLIERI		Kawasaki ZX10R - TMT RACING			
IDEAL LAP TIME : 1:57.127		BEST LAP TIME : 1:57.127		DIFFERENCE : 0.000			
LAP	SECTOR 1	SECTOR 2	SECTOR 3	LAP TIME	MPH	DIFF	TIME OF DAY
1 -	38.562	54.341	27.213	2:00.116 (3)	72.92	2.989	11:07:29.936
2 -	37.693	52.234	27.200	1:57.127 (1)	74.78		11:09:27.063
3 -	38.032	52.849	28.411	1:59.292 (2)	73.43	2.165	11:11:26.355

BMCRC - MRO Championships 2022 - Rnd 6 @ Brands Hatch GP

Thunderbike Ultra

QUALIFYING - BEST SECTORS

SECTOR 1			SECTOR 2			SECTOR 3			IDEAL / BEST COMPARISON						
POS	NO	NAME	TIME	NO	NAME	TIME	NO	NAME	TIME	POS	NO	NAME	IDEAL	BEST	DIFF
												PERFECT LAP	1:32.396		
1	28	ALLSOP	29.638	275	WILBY	41.255	28	ALLSOP	21.503	1	28	ALLSOP	1:32.465	1:32.465	0.000
2	275	WILBY	29.690	28	ALLSOP	41.324	7	JENKINS	21.702	2	275	WILBY	1:32.709	1:32.979	0.270
3	7	JENKINS	29.730	7	JENKINS	41.639	275	WILBY	21.764	3	7	JENKINS	1:33.071	1:33.071	0.000
4	45	HASHMI	29.904	45	HASHMI	41.931	45	HASHMI	21.863	4	45	HASHMI	1:33.698	1:33.841	0.143
5	20	SWYER	30.270	47	DANCE	42.205	11	HARVEY	22.026	5	47	DANCE	1:34.670	1:35.060	0.390
6	47	DANCE	30.327	11	HARVEY	42.358	20	SWYER	22.120	6	11	HARVEY	1:34.754	1:35.162	0.408
7	11	HARVEY	30.370	20	SWYER	42.378	47	DANCE	22.138	7	20	SWYER	1:34.768	1:34.851	0.083
8	71	THORNTON	30.516	63	WREN	42.821	63	WREN	22.341	8	63	WREN	1:35.997	1:36.309	0.312
9	5	KILLWORTH	30.532	334	BRANDISH	43.063	334	BRANDISH	22.390	9	5	KILLWORTH	1:36.199	1:36.288	0.089
10	334	BRANDISH	30.805	5	KILLWORTH	43.177	71	THORNTON	22.391	10	334	BRANDISH	1:36.258	1:36.583	0.325
11	63	WREN	30.835	102	FEARN	43.209	5	KILLWORTH	22.490	11	71	THORNTON	1:36.552	1:37.254	0.702
12	102	FEARN	31.113	60	McCARTER	43.576	60	McCARTER	22.573	12	102	FEARN	1:36.974	1:37.028	0.054
13	60	McCARTER	31.225	71	THORNTON	43.645	102	FEARN	22.652	13	60	McCARTER	1:37.374	1:37.374	0.000
14	258	FRIEND	31.528	13	EDMONDSON	44.330	460	GATES	23.090	14	258	FRIEND	1:39.309	1:39.592	0.283
15	13	EDMONDSON	31.836	460	GATES	44.474	19	DONOVAN	23.209	15	13	EDMONDSON	1:39.564	1:39.853	0.289
16	8	SAUNDERS	31.895	258	FRIEND	44.504	258	FRIEND	23.277	16	460	GATES	1:40.103	1:40.250	0.147
17	112	WEST	32.284	8	SAUNDERS	45.344	13	EDMONDSON	23.398	17	8	SAUNDERS	1:40.788	1:40.809	0.021
18	84	BRANCO	32.452	4	KILLWORTH	45.436	8	SAUNDERS	23.549	18	19	DONOVAN	1:41.213	1:41.955	0.742
19	4	KILLWORTH	32.503	19	DONOVAN	45.441	36	MORGAN	23.634	19	84	BRANCO	1:41.609	1:41.690	0.081
20	460	GATES	32.539	84	BRANCO	45.511	84	BRANCO	23.646	20	4	KILLWORTH	1:41.891	1:41.976	0.085
21	19	DONOVAN	32.563	36	MORGAN	45.728	112	WEST	23.682	21	36	MORGAN	1:42.035	1:42.035	0.000
22	36	MORGAN	32.673	21	BRENNAN	46.003	4	KILLWORTH	23.952	22	112	WEST	1:43.098	1:43.361	0.263
23	21	BRENNAN	33.123	80	OVEL	46.248	80	OVEL	24.021	23	21	BRENNAN	1:43.405	1:44.425	1.020
24	80	OVEL	33.766	112	WEST	47.132	21	BRENNAN	24.279	24	80	OVEL	1:44.035	1:44.255	0.220
25	24	REYNOLDS	34.080	888	FAGG	47.334	24	REYNOLDS	24.776	25	24	REYNOLDS	1:46.353	1:46.998	0.645
26	103	GOFFORD	34.369	24	REYNOLDS	47.497	888	FAGG	24.807	26	103	GOFFORD	1:46.940	1:47.445	0.505
27	888	FAGG	34.960	103	GOFFORD	47.509	103	GOFFORD	25.062	27	888	FAGG	1:47.101	1:47.602	0.501
28	10	BOTTIGLIERI	37.693	10	BOTTIGLIERI	52.234	10	BOTTIGLIERI	27.200	28	10	BOTTIGLIERI	1:57.127	1:57.127	0.000

BMCRC - MRO Championships 2022 - Rnd 6 @ Brands Hatch GP

Thunderbike Ultra

QUALIFYING - STATISTICS

Competitors Started	28
Planned Start	2022-07-16 @ 10:59:00.000
Actual Start	2022-07-16 @ 11:03:48.933
Finish Time	2022-07-16 @ 11:16:38.671
Track Length	2.4332mi.
Total Laps	176
Total Distance Covered	428.2589mi.

Session Fastest Lap History

NO	NAME	LAP TIME	TIME OF DAY	LAP	VEHICLE
47	Daryl DANCE	1:36.846	11:06:38.902	1	Yamaha YZF R1
28	Greg ALLSOP	1:34.420	11:06:39.415	1	Yamaha R1
7	Seb JENKINS	1:34.196	11:08:15.134	2	Suzuki GSX-R 1000
28	Greg ALLSOP	1:34.194	11:09:49.005	3	Yamaha R1
275	Mark WILBY	1:33.416	11:11:22.737	4	Suzuki GSXR 1000 K6
275	Mark WILBY	1:32.979	11:12:55.716	5	Suzuki GSXR 1000 K6
28	Greg ALLSOP	1:32.465	11:12:56.466	5	Yamaha R1

Flag History

TYPE	TIME OF DAY
GREEN	11:03:48.933
FINISH	11:16:38.671

Flag Statistics

TYPE	COUNT	TOTAL LAPS	TOTAL TIME
Green	1	8	14:41.337
Red	0	0	0.000
Safety Car	0	0	0.000
FCY	0	0	0.000

BMCRC - MRO Championships 2022 - Rnd 6 @ Brands Hatch GP



Thunderbike Ultra

RACE 8 - GRID (6 Laps)

ROW 10	30		29		28	10	Carlo BOTTIGLIERI	1:57.127					
ROW 9		27	888	Paul FAGG	1:47.602	26	103	Craig GOFFORD	1:47.445	25	24	Mark REYNOLDS	1:46.998
ROW 8	24	21	Danny BRENNAN	1:44.425	23	80	Mark OVEL	1:44.255	22	112	Scott WEST	1:43.361	
ROW 7		21	36	Alan MORGAN	1:42.035	20	4	Hayden KILLWORTH	1:41.976	19	19	Tyler DONOVAN	1:41.955
ROW 6	18	84	Ricardo BRANCO	1:41.690	17	8	Dave SAUNDERS	1:40.809	16	460	Simon GATES	1:40.250	
ROW 5		15	13	Doug EDMONDSON	1:39.853	14	258	Ande FRIEND	1:39.592	13	60	Liam McCARTER	1:37.374
ROW 4	12	71	Ritchie THORNTON	1:37.254	11	102	James FEARN	1:37.028	10	334	Anthony BRANDISH	1:36.583	
ROW 3		9	63	Matthew WREN	1:36.309	8	5	Stacey KILLWORTH	1:36.288	7	11	Josh HARVEY	1:35.162
ROW 2	6	47	Daryl DANCE	1:35.060	5	20	Connor SWYER	1:34.851	4	45	Chad HASHMI	1:33.841	
ROW 1		3	7	Seb JENKINS	1:33.071	2	275	Mark WILBY	1:32.979	1	28	Greg ALLSOP	1:32.465
Pole													

Brands Hatch GP: 2.4332 miles

These results are provisional until the conclusion of any judicial and technical matters.

Clerk Of Course :	Stewards :	Timekeeper : <i>Craig Smith</i>
-------------------	------------	------------------------------------

Results can be found at www.tsl-timing.com

Printed - 11:19 Saturday, 16 July 2022



BMCRC - MRO Championships 2022 - Rnd 6 @ Brands Hatch GP



Thunderbike Ultra

RACE 8 - CLASSIFICATION

POS	NO	NAME	ENTRY	LAPS	TIME	GAP	DIFF	MPH	BEST	ON
1	28	Greg ALLSOP	Yamaha R1 - Allsop Construction Services ltd	6	9:29.704			92.25	1:33.512	6
2	45	Chad HASHMI	Suzuki GSXR1000 -	6	9:30.131	0.427	0.427	92.18	1:33.375	4
3	11	Josh HARVEY	Yamaha R1 4C8 - NR Racing	6	9:30.274	0.570	0.143	92.16	1:33.155	6
4	47	Daryl DANCE	Yamaha YZF R1 - 2 brothers scaffolding	6	9:33.175	3.471	2.901	91.69	1:34.078	4
5	102	James FEARN	Suzuki GSXR1000 - Jwf tiling, palmer race skool, th	6	9:38.931	9.227	5.756	90.78	1:34.927	2
6	5	Stacey KILLWORTH	Suzuki GSXR 1000 - Greenplant/Evems	6	9:41.498	11.794	2.567	90.38	1:34.858	2
7	275	Mark WILBY	Suzuki GSXR 1000 K6 - Cheesy Wotsits	6	9:42.652	12.948	1.154	90.20	1:33.872	3
8	63	Matthew WREN	Suzuki GSXR - TBR performance	6	9:48.870	19.166	6.218	89.25	1:36.729	4
9	60	Liam McCARTER	Suzuki GSXR1000 - Katie McCarter	6	9:48.973	19.269	0.103	89.23	1:36.342	4
10	460	Simon GATES	Yamaha YZF R1 - No Tallentino Racing Team FATI	6	9:56.267	26.563	7.294	88.14	1:38.026	2
11	8	Dave SAUNDERS	Suzuki GSXR1000 - Mum/Dad/JW MOT/Parks Utility	6	10:02.321	32.617	6.054	87.26	1:37.878	2
12	13	Doug EDMONDSON	Yamaha R1 - Stan Stephens Tuning	6	10:03.262	33.558	0.941	87.12	1:39.029	3
13	258	Ande FRIEND	Kawasaki ZX10R - Flying colours Motorcycle Trainin	6	10:03.634	33.930	0.372	87.07	1:38.568	2
14	84	Ricardo BRANCO	Yamaha R1 - IMP Racing	6	10:05.981	36.277	2.347	86.73	1:38.875	5
15	4	Hayden KILLWORTH	Kawasaki ZX10R - Stacey Killworth & Alex Killworth	6	10:15.754	46.050	9.773	85.35	1:40.269	5
16	80	Mark OVEL	Yamaha R1 - I NEED A SPONSOR	6	10:22.112	52.408	6.358	84.48	1:41.264	2
17	112	Scott WEST	Suzuki GSXR1000 -	6	10:24.421	54.717	2.309	84.17	1:41.494	5
18	36	Alan MORGAN	Suzuki GSXR 1000 - Little Duck Racing	6	10:25.872	56.168	1.451	83.97	1:42.388	5
19	103	Craig GOFFORD	Yamaha R1 4XV - Guardian warm roofs, Meala Rac	6	10:42.940	1:13.236	17.068	81.74	1:45.113	2
20	21	Danny BRENNAN	Suzuki GSXR 1000 -	6	10:42.948	1:13.244	0.008	81.74	1:44.240	2
21	888	Paul FAGG	Yamaha R1 4C8 -	6	10:46.604	1:16.900	3.656	81.28	1:44.223	4
22	24	Mark REYNOLDS	Aprilia MILLE -	6	10:52.842	1:23.138	6.238	80.50	1:46.398	4
23	10	Carlo BOTTIGLIERI	Kawasaki ZX10R - TMT RACING	5	10:19.400	1 Lap	1 Lap	70.71	2:01.778	4

NOT CLASSIFIED

DNF	20	Connor SWYER	Suzuki GSXR 1000 K6 - WSC Performace & lleithyr t	5	8:00.841	1 Lap		91.08	1:33.626	5
DNF	19	Tyler DONOVAN	Kawasaki ZX10R -	2	3:26.283	4 Laps	3 Laps	84.93	1:39.031	2
DNF	7	Seb JENKINS	Suzuki GSX-R 1000 - Long hours and hard graft	1	1:40.686	5 Laps	1 Lap	87.00		

NOT STARTED

NS	71	Ritchie THORNTON	Kawasaki ZX7R - Team 71							
----	----	------------------	-------------------------	--	--	--	--	--	--	--

FASTEST LAP

	11	Josh HARVEY	Yamaha R1 4C8 - NR Racing	6	1:33.155			94.03 mph	151.33 kph	
--	----	-------------	---------------------------	---	----------	--	--	-----------	------------	--

92.5% of Race Speed = 85.33 mph

Weather / Track : Sunny / Dry

These results are provisional until the conclusion of any judicial and technical matters.

Race Distance: 6 Laps / 14.59 miles

Brands Hatch GP: 2.4332 miles

Date: 16/07/2022 Start: 14:40 Finish: 14:49

Clerk Of Course :	Stewards :	Timekeeper : <i>Craig Smith</i>
-------------------	------------	------------------------------------

Results can be found at www.tsl-timing.com

Printed - 14:52 Saturday, 16 July 2022



BMCRC - MRO Championships 2022 - Rnd 6 @ Brands Hatch GP

Thunderbike Ultra

RACE 8 - LAP CHART

LAP 1 @ 14:42:05.463		
NO	BEHIND	LAP TIME

45		1:40.073
47	0.117	1:40.190
28	0.137	1:40.210
275	0.354	1:40.427
7	0.613	1:40.686
11	0.842	1:40.915
102	1.654	1:41.727
5	1.843	1:41.916
60	2.368	1:42.441
20	2.560	1:42.633
63	2.990	1:43.063
460	4.970	1:45.043
258	5.432	1:45.505
13	6.409	1:46.482
8	6.496	1:46.569
19	7.179	1:47.252
84	8.055	1:48.128
4	8.969	1:49.042
80	9.723	1:49.796
36	10.080	1:50.153
112	10.704	1:50.777
21	12.212	1:52.285
24	14.172	1:54.245
103	14.458	1:54.531
888	14.752	1:54.825
10	27.680	2:07.753

LAP 2 @ 14:43:39.229		
NO	BEHIND	LAP TIME

28		1:33.629
47	0.710	1:34.359
45	1.182	1:34.948
275	1.337	1:34.749
11	1.509	1:34.433
102	2.815	1:34.927
5	2.935	1:34.858
20	3.918	1:35.124
63	6.256	1:37.032
60	6.624	1:38.022
460	9.230	1:38.026
258	10.234	1:38.568
8	10.608	1:37.878
13	12.275	1:39.632
19	12.444	1:39.031
84	13.821	1:39.532
4	15.930	1:40.727
80	17.221	1:41.264
36	18.892	1:42.578
112	20.265	1:43.327
21	22.686	1:44.240
103	25.805	1:45.113
24	28.443	1:48.037
888	28.621	1:47.635
10	57.658	2:03.744

LAP 3 @ 14:45:13.207		
NO	BEHIND	LAP TIME

28		1:33.978
45	0.809	1:33.605
47	1.174	1:34.442
275	1.231	1:33.872
11	1.698	1:34.167

102	3.905	1:35.068
5	4.005	1:35.048
20	4.359	1:34.419
63	9.597	1:37.319
60	9.917	1:37.271
460	13.395	1:38.143
258	16.016	1:39.760
8	16.126	1:39.496
13	17.326	1:39.029
84	19.546	1:39.703
4	23.234	1:41.282
80	25.351	1:42.108
36	28.473	1:43.559
112	29.187	1:42.900
21	34.653	1:45.945
103	38.080	1:46.253
888	43.133	1:48.490
24	43.166	1:48.701
10	1:27.589	2:03.909

LAP 4 @ 14:46:46.783		
NO	BEHIND	LAP TIME

28		1:33.576
45	0.608	1:33.375
47	1.676	1:34.078
11	2.059	1:33.937
102	5.587	1:35.258
20	5.822	1:35.039
5	6.855	1:36.426
275	9.374	1:41.719
60	12.683	1:36.342
63	12.750	1:36.729
460	17.885	1:38.066
13	23.059	1:39.309
258	23.101	1:40.661
8	23.357	1:40.807
84	25.900	1:39.930
4	30.340	1:40.682
80	34.703	1:42.928
36	38.908	1:44.011
112	39.048	1:43.437
21	47.767	1:46.690
103	50.352	1:45.848
888	53.780	1:44.223
24	55.988	1:46.398

LAP 5 @ 14:48:21.582		
NO	BEHIND	LAP TIME

28		1:34.799
45	0.194	1:34.385
11	0.927	1:33.667
47	1.549	1:34.672
20	4.649	1:33.626
102	6.155	1:35.367
5	8.018	1:35.962
275	11.703	1:37.128
63	14.863	1:36.912
60	14.973	1:37.089
10	1 Lap	2:01.778
460	21.127	1:38.041
13	27.394	1:39.134
8	27.489	1:38.931
258	28.374	1:40.072
84	29.976	1:38.875
4	35.810	1:40.269

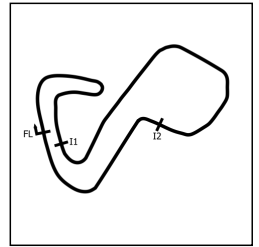
LAP 6 @ 14:49:55.094		
NO	BEHIND	LAP TIME

28		1:33.512
45	0.427	1:33.745
11	0.570	1:33.155
47	3.471	1:35.434
102	9.227	1:36.584
5	11.794	1:37.288
275	12.948	1:34.757
63	19.166	1:37.815
60	19.269	1:37.808
460	26.563	1:38.948
8	32.617	1:38.640
13	33.558	1:39.676
258	33.930	1:39.068
84	36.277	1:39.813
4	46.050	1:43.752
10	1 Lap	2:02.216
80	52.408	1:43.275
112	54.717	1:42.486
36	56.168	1:43.183
103	1:13.236	1:45.667
21	1:13.244	1:47.300
888	1:16.900	1:45.700
24	1:23.138	1:48.841

BMCRG - MRO Championships 2022 - Rnd 6 @ Brands Hatch GP

Thunderbike Ultra

RACE 8 - SECTOR ANALYSIS



SECTOR 1 = FL to I1, SECTOR 2 = I1 to I2, SECTOR 3 = I2 to FL, DIFF = Difference To Personal Best Lap, P = Crossed Finish Line in Pit Lane, D = Time Disallowed

P1 28 U		Greg ALLSOP		Yamaha R1 - Allsop Construction Services Ltd			
IDEAL LAP TIME : 1:33.319		BEST LAP TIME : 1:33.512		DIFFERENCE : 0.193			
LAP	SECTOR 1	SECTOR 2	SECTOR 3	LAP TIME	MPH	DIFF	TIME OF DAY
1 -		42.533	21.798	1:40.210	87.41	6.698	14:42:05.600
2 -	29.846	42.018	21.765	1:33.629 (3)	93.55	0.117	14:43:39.229
3 -	30.228	42.018	21.732	1:33.978	93.21	0.466	14:45:13.207
4 -	29.926	41.759	21.891	1:33.576 (2)	93.61	0.064	14:46:46.783
5 -	30.269	42.507	22.023	1:34.799	92.40	1.287	14:48:21.582
6 -	29.828	41.871	21.813	1:33.512 (1)	93.67		14:49:55.094

P2 45 U		Chad HASHMI		Suzuki GSXR1000 -			
IDEAL LAP TIME : 1:33.291		BEST LAP TIME : 1:33.375		DIFFERENCE : 0.084			
LAP	SECTOR 1	SECTOR 2	SECTOR 3	LAP TIME	MPH	DIFF	TIME OF DAY
1 -		42.830	22.229	1:40.073	87.53	6.698	14:42:05.463
2 -	30.467	42.287	22.194	1:34.948	92.25	1.573	14:43:40.411
3 -	29.858	41.926	21.821	1:33.605 (2)	93.58	0.230	14:45:14.016
4 -	29.724	41.809	21.842	1:33.375 (1)	93.81		14:46:47.391
5 -	30.058	42.114	22.213	1:34.385	92.80	1.010	14:48:21.776
6 -	30.042	41.746	21.957	1:33.745 (3)	93.44	0.370	14:49:55.521

P3 11 U		Josh HARVEY		Yamaha R1 4C8 - NR Racing			
IDEAL LAP TIME : 1:33.132		BEST LAP TIME : 1:33.155		DIFFERENCE : 0.023			
LAP	SECTOR 1	SECTOR 2	SECTOR 3	LAP TIME	MPH	DIFF	TIME OF DAY
1 -		42.646	22.016	1:40.915	86.80	7.760	14:42:06.305
2 -	30.470	41.924	22.039	1:34.433	92.76	1.278	14:43:40.738
3 -	30.313	41.931	21.923	1:34.167	93.02	1.012	14:45:14.905
4 -	30.240	41.764	21.933	1:33.937 (3)	93.25	0.782	14:46:48.842
5 -	30.288	41.747	21.632	1:33.667 (2)	93.52	0.512	14:48:22.509
6 -	29.757	41.743	21.655	1:33.155 (1)	94.03		14:49:55.664

P4 47 U		Daryl DANCE		Yamaha YZF R1 - 2 brothers scaffolding			
IDEAL LAP TIME : 1:33.973		BEST LAP TIME : 1:34.078		DIFFERENCE : 0.105			
LAP	SECTOR 1	SECTOR 2	SECTOR 3	LAP TIME	MPH	DIFF	TIME OF DAY
1 -		42.638	22.142	1:40.190	87.43	6.112	14:42:05.580
2 -	30.215	42.166	21.978	1:34.359 (2)	92.83	0.281	14:43:39.939
3 -	30.142	42.261	22.039	1:34.442 (3)	92.75	0.364	14:45:14.381
4 -	30.034	42.107	21.937	1:34.078 (1)	93.11		14:46:48.459
5 -	30.567	42.273	21.832	1:34.672	92.52	0.594	14:48:23.131
6 -	30.862	42.479	22.093	1:35.434	91.78	1.356	14:49:58.565

P5 102 U		James FEARN		Suzuki GSXR1000 - Jwf tiling, palmer race skool, the factory			
IDEAL LAP TIME : 1:34.453		BEST LAP TIME : 1:34.927		DIFFERENCE : 0.474			
LAP	SECTOR 1	SECTOR 2	SECTOR 3	LAP TIME	MPH	DIFF	TIME OF DAY
1 -		42.672	22.195	1:41.727	86.11	6.800	14:42:07.117
2 -	30.563	42.128	22.236	1:34.927 (1)	92.27		14:43:42.044
3 -	30.322	42.362	22.384	1:35.068 (2)	92.14	0.141	14:45:17.112
4 -	30.495	42.567	22.196	1:35.258 (3)	91.95	0.331	14:46:52.370
5 -	30.688	42.676	22.003	1:35.367	91.85	0.440	14:48:27.737
6 -	30.903	43.255	22.426	1:36.584	90.69	1.657	14:50:04.321

P6 5 U		Stacey KILLWORTH		Suzuki GSXR 1000 - Greenplant/Evers			
IDEAL LAP TIME : 1:34.676		BEST LAP TIME : 1:34.858		DIFFERENCE : 0.182			
LAP	SECTOR 1	SECTOR 2	SECTOR 3	LAP TIME	MPH	DIFF	TIME OF DAY
1 -		43.195	22.151	1:41.916	85.95	7.058	14:42:07.306
2 -	30.619	42.324	21.915	1:34.858 (1)	92.34		14:43:42.164
3 -	30.437	42.363	22.248	1:35.048 (2)	92.16	0.190	14:45:17.212
4 -	30.605	43.449	22.372	1:36.426	90.84	1.568	14:46:53.638
5 -	30.735	42.756	22.471	1:35.962 (3)	91.28	1.104	14:48:29.600
6 -	30.696	44.043	22.549	1:37.288	90.04	2.430	14:50:06.888

BMCRG - MRO Championships 2022 - Rnd 6 @ Brands Hatch GP

Thunderbike Ultra

RACE 8 - SECTOR ANALYSIS



SECTOR 1 = FL to I1, SECTOR 2 = I1 to I2, SECTOR 3 = I2 to FL, DIFF = Difference To Personal Best Lap, P = Crossed Finish Line in Pit Lane, D = Time Disallowed

P7 275 U		Mark WILBY		Suzuki GSXR 1000 K6 - Cheesy Wotsits			
IDEAL LAP TIME : 1:33.397		BEST LAP TIME : 1:33.872		DIFFERENCE : 0.475			
LAP	SECTOR 1	SECTOR 2	SECTOR 3	LAP TIME	MPH	DIFF	TIME OF DAY
1 -		42.623	22.193	1:40.427	87.22	6.555	14:42:05.817
2 -	30.216	42.369	22.164	1:34.749 (2)	92.45	0.877	14:43:40.566
3 -	29.901	42.237	21.734	1:33.872 (1)	93.31		14:45:14.438
4 -	30.132	41.762	29.825	1:41.719	86.11	7.847	14:46:56.157
5 -	31.726	43.592	21.810	1:37.128	90.18	3.256	14:48:33.285
6 -	30.631	42.266	21.860	1:34.757 (3)	92.44	0.885	14:50:08.042

P8 63 U		Matthew WREN		Suzuki GSXR - TBR performance			
IDEAL LAP TIME : 1:36.165		BEST LAP TIME : 1:36.729		DIFFERENCE : 0.564			
LAP	SECTOR 1	SECTOR 2	SECTOR 3	LAP TIME	MPH	DIFF	TIME OF DAY
1 -		43.004	22.551	1:43.063	84.99	6.334	14:42:08.453
2 -	31.278	43.137	22.617	1:37.032 (3)	90.27	0.303	14:43:45.485
3 -	31.167	43.657	22.495	1:37.319	90.01	0.590	14:45:22.804
4 -	30.922	43.081	22.726	1:36.729 (1)	90.56		14:46:59.533
5 -	30.666	43.329	22.917	1:36.912 (2)	90.38	0.183	14:48:36.445
6 -	31.105	43.686	23.024	1:37.815	89.55	1.086	14:50:14.260

P9 60 U		Liam McCARTER		Suzuki GSXR1000 - Katie McCarter			
IDEAL LAP TIME : 1:36.214		BEST LAP TIME : 1:36.342		DIFFERENCE : 0.128			
LAP	SECTOR 1	SECTOR 2	SECTOR 3	LAP TIME	MPH	DIFF	TIME OF DAY
1 -		43.565	22.317	1:42.441	85.51	6.099	14:42:07.831
2 -	31.593	43.821	22.608	1:38.022	89.36	1.680	14:43:45.853
3 -	31.289	43.443	22.539	1:37.271 (3)	90.05	0.929	14:45:23.124
4 -	30.885	43.012	22.445	1:36.342 (1)	90.92		14:46:59.466
5 -	31.176	43.292	22.621	1:37.089 (2)	90.22	0.747	14:48:36.555
6 -	31.274	43.748	22.786	1:37.808	89.56	1.466	14:50:14.363

P10 460 U		Simon GATES		Yamaha YZF R1 - No Tallentino Racing Team FATI			
IDEAL LAP TIME : 1:37.500		BEST LAP TIME : 1:38.026		DIFFERENCE : 0.526			
LAP	SECTOR 1	SECTOR 2	SECTOR 3	LAP TIME	MPH	DIFF	TIME OF DAY
1 -		43.850	22.510	1:45.043	83.39	7.017	14:42:10.433
2 -	31.663	43.757	22.606	1:38.026 (1)	89.36		14:43:48.459
3 -	31.922	43.671	22.550	1:38.143	89.25	0.117	14:45:26.602
4 -	31.930	43.764	22.372	1:38.066 (3)	89.32	0.040	14:47:04.668
5 -	31.783	43.465	22.793	1:38.041 (2)	89.34	0.015	14:48:42.709
6 -	32.039	44.118	22.791	1:38.948	88.52	0.922	14:50:21.657

P11 8 U		Dave SAUNDERS		Suzuki GSXR1000 - Mum/Dad/JW MOT/Parks Utility			
IDEAL LAP TIME : 1:37.833		BEST LAP TIME : 1:37.878		DIFFERENCE : 0.045			
LAP	SECTOR 1	SECTOR 2	SECTOR 3	LAP TIME	MPH	DIFF	TIME OF DAY
1 -		44.639	22.937	1:46.569	82.19	8.691	14:42:11.959
2 -	31.581	43.862	22.435	1:37.878 (1)	89.49		14:43:49.837
3 -	32.029	44.754	22.713	1:39.496	88.04	1.618	14:45:29.333
4 -	32.439	45.241	23.127	1:40.807	86.89	2.929	14:47:10.140
5 -	32.156	44.201	22.574	1:38.931 (3)	88.54	1.053	14:48:49.071
6 -	31.536	44.545	22.559	1:38.640 (2)	88.80	0.762	14:50:27.711

P12 13 U		Doug EDMONDSON		Yamaha R1 - Stan Stephens Tuning			
IDEAL LAP TIME : 1:38.524		BEST LAP TIME : 1:39.029		DIFFERENCE : 0.505			
LAP	SECTOR 1	SECTOR 2	SECTOR 3	LAP TIME	MPH	DIFF	TIME OF DAY
1 -		44.474	23.526	1:46.482	82.26	7.453	14:42:11.872
2 -	32.115	44.322	23.195	1:39.632	87.92	0.603	14:43:51.504
3 -	31.589	44.424	23.016	1:39.029 (1)	88.45		14:45:30.533
4 -	31.598	44.442	23.269	1:39.309 (3)	88.20	0.280	14:47:09.842
5 -	32.176	43.985	22.973	1:39.134 (2)	88.36	0.105	14:48:48.976
6 -	31.985	44.741	22.950	1:39.676	87.88	0.647	14:50:28.652

BMCRRC - MRO Championships 2022 - Rnd 6 @ Brands Hatch GP

Thunderbike Ultra

RACE 8 - SECTOR ANALYSIS



SECTOR 1 = FL to I1, SECTOR 2 = I1 to I2, SECTOR 3 = I2 to FL, DIFF = Difference To Personal Best Lap, P = Crossed Finish Line in Pit Lane, D = Time Disallowed

P13 258 U		Ande FRIEND		Kawasaki ZX10R - Flying colours Motorcycle Training			
IDEAL LAP TIME : 1:38.244		BEST LAP TIME : 1:38.568		DIFFERENCE : 0.324			
LAP	SECTOR 1	SECTOR 2	SECTOR 3	LAP TIME	MPH	DIFF	TIME OF DAY
1 -		44.264	23.340	1:45.505	83.02	6.937	14:42:10.895
2 -	31.901	43.665	23.002	1:38.568 (1)	88.87		14:43:49.463
3 -	32.068	44.352	23.340	1:39.760 (3)	87.80	1.192	14:45:29.223
4 -	32.336	44.425	23.900	1:40.661	87.02	2.093	14:47:09.884
5 -	32.339	44.667	23.066	1:40.072	87.53	1.504	14:48:49.956
6 -	31.577	44.395	23.096	1:39.068 (2)	88.42	0.500	14:50:29.024

P14 84 U		Ricardo BRANCO		Yamaha R1 - IMP Racing			
IDEAL LAP TIME : 1:38.682		BEST LAP TIME : 1:38.875		DIFFERENCE : 0.193			
LAP	SECTOR 1	SECTOR 2	SECTOR 3	LAP TIME	MPH	DIFF	TIME OF DAY
1 -		45.807	23.210	1:48.128	81.01	9.253	14:42:13.518
2 -	32.286	44.214	23.032	1:39.532 (2)	88.01	0.657	14:43:53.050
3 -	31.760	44.631	23.312	1:39.703 (3)	87.85	0.828	14:45:32.753
4 -	32.067	44.530	23.333	1:39.930	87.65	1.055	14:47:12.683
5 -	31.862	44.137	22.876	1:38.875 (1)	88.59		14:48:51.558
6 -	31.669	45.195	22.949	1:39.813	87.76	0.938	14:50:31.371

P15 4 U		Hayden KILLWORTH		Kawasaki ZX10R - Stacey Killworth & Alex Killworth			
IDEAL LAP TIME : 1:40.047		BEST LAP TIME : 1:40.269		DIFFERENCE : 0.222			
LAP	SECTOR 1	SECTOR 2	SECTOR 3	LAP TIME	MPH	DIFF	TIME OF DAY
1 -		45.892	23.511	1:49.042	80.33	8.773	14:42:14.432
2 -	32.712	44.722	23.293	1:40.727 (3)	86.96	0.458	14:43:55.159
3 -	32.525	45.370	23.387	1:41.282	86.48	1.013	14:45:36.441
4 -	32.315	44.965	23.402	1:40.682 (2)	87.00	0.413	14:47:17.123
5 -	32.131	44.623	23.515	1:40.269 (1)	87.36		14:48:57.392
6 -	32.143	47.185	24.424	1:43.752	84.43	3.483	14:50:41.144

P16 80 U		Mark OVEL		Yamaha R1 - I NEED A SPONSOR			
IDEAL LAP TIME : 1:41.180		BEST LAP TIME : 1:41.264		DIFFERENCE : 0.084			
LAP	SECTOR 1	SECTOR 2	SECTOR 3	LAP TIME	MPH	DIFF	TIME OF DAY
1 -		45.717	23.692	1:49.796	79.78	8.532	14:42:15.186
2 -	32.898	44.986	23.380	1:41.264 (1)	86.50		14:43:56.450
3 -	32.814	45.576	23.718	1:42.108 (2)	85.78	0.844	14:45:38.558
4 -	33.961	45.319	23.648	1:42.928	85.10	1.664	14:47:21.486
5 -	33.218	45.803	23.720	1:42.741 (3)	85.26	1.477	14:49:04.227
6 -	33.195	46.023	24.057	1:43.275	84.82	2.011	14:50:47.502

P17 112 U		Scott WEST		Suzuki GSXR1000 -			
IDEAL LAP TIME : 1:41.285		BEST LAP TIME : 1:41.494		DIFFERENCE : 0.209			
LAP	SECTOR 1	SECTOR 2	SECTOR 3	LAP TIME	MPH	DIFF	TIME OF DAY
1 -		46.515	23.671	1:50.777	79.07	9.283	14:42:16.167
2 -	32.826	46.775	23.726	1:43.327	84.77	1.833	14:43:59.494
3 -	32.080	47.193	23.627	1:42.900 (3)	85.12	1.406	14:45:42.394
4 -	32.816	47.072	23.549	1:43.437	84.68	1.943	14:47:25.831
5 -	32.221	45.830	23.443	1:41.494 (1)	86.30		14:49:07.325
6 -	32.012	46.967	23.507	1:42.486 (2)	85.47	0.992	14:50:49.811

P18 36 U		Alan MORGAN		Suzuki GSXR 1000 - Little Duck Racing			
IDEAL LAP TIME : 1:41.667		BEST LAP TIME : 1:42.388		DIFFERENCE : 0.721			
LAP	SECTOR 1	SECTOR 2	SECTOR 3	LAP TIME	MPH	DIFF	TIME OF DAY
1 -		46.503	23.608	1:50.153	79.52	7.765	14:42:15.543
2 -	33.246	45.722	23.610	1:42.578 (2)	85.39	0.190	14:43:58.121
3 -	32.633	47.125	23.801	1:43.559	84.58	1.171	14:45:41.680
4 -	33.317	46.768	23.926	1:44.011	84.22	1.623	14:47:25.691
5 -	32.945	46.131	23.312	1:42.388 (1)	85.55		14:49:08.079
6 -	32.712	46.265	24.206	1:43.183 (3)	84.89	0.795	14:50:51.262

BMCRG - MRO Championships 2022 - Rnd 6 @ Brands Hatch GP

Thunderbike Ultra

RACE 8 - SECTOR ANALYSIS



SECTOR 1 = FL to I1, SECTOR 2 = I1 to I2, SECTOR 3 = I2 to FL, DIFF = Difference To Personal Best Lap, P = Crossed Finish Line in Pit Lane, D = Time Disallowed

P19 103 U		Craig GOFFORD		Yamaha R1 4XV - Guardian warm roofs, Meala Racing Develop			
IDEAL LAP TIME : 1:44.098		BEST LAP TIME : 1:45.113		DIFFERENCE : 1.015			
LAP	SECTOR 1	SECTOR 2	SECTOR 3	LAP TIME	MPH	DIFF	TIME OF DAY
1 -		47.074	24.831	1:54.531	76.48	9.418	14:42:19.921
2 -	33.899	46.689	24.525	1:45.113 (1)	83.33		14:44:05.034
3 -	33.926	47.531	24.796	1:46.253	82.44	1.140	14:45:51.287
4 -	34.177	47.274	24.397	1:45.848	82.75	0.735	14:47:37.135
5 -	33.574	47.857	24.097	1:45.528 (2)	83.00	0.415	14:49:22.663
6 -	33.312	48.094	24.261	1:45.667 (3)	82.90	0.554	14:51:08.330

P20 21 U		Danny BRENNAN		Suzuki GSXR 1000 -			
IDEAL LAP TIME : 1:44.240		BEST LAP TIME : 1:44.240		DIFFERENCE : 0.000			
LAP	SECTOR 1	SECTOR 2	SECTOR 3	LAP TIME	MPH	DIFF	TIME OF DAY
1 -		46.930	24.469	1:52.285	78.01	8.045	14:42:17.675
2 -	33.388	46.407	24.445	1:44.240 (1)	84.03		14:44:01.915
3 -	33.728	47.245	24.972	1:45.945 (2)	82.68	1.705	14:45:47.860
4 -	34.432	47.344	24.914	1:46.690	82.10	2.450	14:47:34.550
5 -	33.911	47.834	24.743	1:46.488 (3)	82.26	2.248	14:49:21.038
6 -	35.311	47.355	24.634	1:47.300	81.63	3.060	14:51:08.338

P21 888 U		Paul FAGG		Yamaha R1 4C8 -			
IDEAL LAP TIME : 1:44.219		BEST LAP TIME : 1:44.223		DIFFERENCE : 0.004			
LAP	SECTOR 1	SECTOR 2	SECTOR 3	LAP TIME	MPH	DIFF	TIME OF DAY
1 -		48.054	24.518	1:54.825	76.28	10.602	14:42:20.215
2 -	35.788	47.302	24.545	1:47.635	81.38	3.412	14:44:07.850
3 -	35.124	48.204	25.162	1:48.490	80.74	4.267	14:45:56.340
4 -	33.822	46.146	24.255	1:44.223 (1)	84.04		14:47:40.563
5 -	34.428	47.052	24.251	1:45.731 (3)	82.85	1.508	14:49:26.294
6 -	34.179	47.246	24.275	1:45.700 (2)	82.87	1.477	14:51:11.994

P22 24 U		Mark REYNOLDS		Aprilia MILLE -			
IDEAL LAP TIME : 1:45.829		BEST LAP TIME : 1:46.398		DIFFERENCE : 0.569			
LAP	SECTOR 1	SECTOR 2	SECTOR 3	LAP TIME	MPH	DIFF	TIME OF DAY
1 -		47.943	24.834	1:54.245	76.67	7.847	14:42:19.635
2 -	34.889	48.208	24.940	1:48.037 (3)	81.08	1.639	14:44:07.672
3 -	34.426	48.983	25.292	1:48.701	80.58	2.303	14:45:56.373
4 -	34.599	47.229	24.570	1:46.398 (1)	82.33		14:47:42.771
5 -	34.030	47.741	24.849	1:46.620 (2)	82.15	0.222	14:49:29.391
6 -	34.364	49.191	25.286	1:48.841	80.48	2.443	14:51:18.232

P23 10 U		Carlo BOTTIGLIERI		Kawasaki ZX10R - TMT RACING			
IDEAL LAP TIME : 2:00.696		BEST LAP TIME : 2:01.778		DIFFERENCE : 1.082			
LAP	SECTOR 1	SECTOR 2	SECTOR 3	LAP TIME	MPH	DIFF	TIME OF DAY
1 -		53.351	28.911	2:07.753	68.56	5.975	14:42:33.143
2 -	40.373	54.304	29.067	2:03.744 (3)	70.79	1.966	14:44:36.887
3 -	39.592	55.467	28.850	2:03.909	70.69	2.131	14:46:40.796
4 -	39.254	54.341	28.183	2:01.778 (1)	71.93		14:48:42.574
5 -	39.210	54.871	28.135	2:02.216 (2)	71.67	0.438	14:50:44.790

P24 20 U		Connor SWYER		Suzuki GSXR 1000 K6 - WSC Performace & lleithyr farm & dad			
IDEAL LAP TIME : 1:33.626		BEST LAP TIME : 1:33.626		DIFFERENCE : 0.000			
LAP	SECTOR 1	SECTOR 2	SECTOR 3	LAP TIME	MPH	DIFF	TIME OF DAY
1 -		43.179	22.363	1:42.633	85.35	9.007	14:42:08.023
2 -	30.507	42.338	22.279	1:35.124	92.08	1.498	14:43:43.147
3 -	30.323	42.005	22.091	1:34.419 (2)	92.77	0.793	14:45:17.566
4 -	30.509	42.454	22.076	1:35.039 (3)	92.17	1.413	14:46:52.605
5 -	29.912	41.753	21.961	1:33.626 (1)	93.56		14:48:26.231

BMCRC - MRO Championships 2022 - Rnd 6 @ Brands Hatch GP

Thunderbike Ultra

RACE 8 - SECTOR ANALYSIS



SECTOR 1 = FL to I1, SECTOR 2 = I1 to I2, SECTOR 3 = I2 to FL, DIFF = Difference To Personal Best Lap, P = Crossed Finish Line in Pit Lane, D = Time Disallowed

P25 19 U		Tyler DONOVAN		Kawasaki ZX10R -			
IDEAL LAP TIME : 1:38.794		BEST LAP TIME : 1:39.031		DIFFERENCE : 0.237			
LAP	SECTOR 1	SECTOR 2	SECTOR 3	LAP TIME	MPH	DIFF	TIME OF DAY
1 -		45.176	22.905	1:47.252	81.67	8.221	14:42:12.642
2 -	31.802	44.286	22.943	1:39.031 (1)	88.45		14:43:51.673

P26 7 U		Seb JENKINS		Suzuki GSX-R 1000 - Long hours and hard graft			
IDEAL LAP TIME :		BEST LAP TIME :		DIFFERENCE :			
LAP	SECTOR 1	SECTOR 2	SECTOR 3	LAP TIME	MPH	DIFF	TIME OF DAY
1 -		42.618	22.054	1:40.686	87.00		14:42:06.076

BMCRC - MRO Championships 2022 - Rnd 6 @ Brands Hatch GP

Thunderbike Ultra

RACE 8 - BEST SECTORS

SECTOR 1			SECTOR 2			SECTOR 3			IDEAL / BEST COMPARISON						
POS	NO	NAME	TIME	NO	NAME	TIME	NO	NAME	TIME	POS	NO	NAME	IDEAL	BEST	DIFF
													PERFECT LAP	1:33.099	
1	45	HASHMI	29.724	11	HARVEY	41.743	11	HARVEY	21.632	1	11	HARVEY	1:33.132	1:33.155	0.023
2	11	HARVEY	29.757	45	HASHMI	41.746	28	ALLSOP	21.732	2	45	HASHMI	1:33.291	1:33.375	0.084
3	28	ALLSOP	29.828	20	SWYER	41.753	275	WILBY	21.734	3	28	ALLSOP	1:33.319	1:33.512	0.193
4	275	WILBY	29.901	28	ALLSOP	41.759	45	HASHMI	21.821	4	275	WILBY	1:33.397	1:33.872	0.475
5	20	SWYER	29.912	275	WILBY	41.762	47	DANCE	21.832	5	20	SWYER	1:33.626	1:33.626	0.000
6	47	DANCE	30.034	47	DANCE	42.107	5	KILLWORTH	21.915	6	47	DANCE	1:33.973	1:34.078	0.105
7	102	FEARN	30.322	102	FEARN	42.128	20	SWYER	21.961	7	102	FEARN	1:34.453	1:34.927	0.474
8	5	KILLWORTH	30.437	5	KILLWORTH	42.324	102	FEARN	22.003	8	5	KILLWORTH	1:34.676	1:34.858	0.182
9	63	WREN	30.666	7	JENKINS	42.618	7	JENKINS	22.054	9	63	WREN	1:36.165	1:36.729	0.564
10	60	McCARTER	30.885	63	WREN	43.004	60	McCARTER	22.317	10	60	McCARTER	1:36.214	1:36.342	0.128
11	8	SAUNDERS	31.536	60	McCARTER	43.012	460	GATES	22.372	11	460	GATES	1:37.500	1:38.026	0.526
12	258	FRIEND	31.577	460	GATES	43.465	8	SAUNDERS	22.435	12	8	SAUNDERS	1:37.833	1:37.878	0.045
13	13	EDMONDSON	31.589	258	FRIEND	43.665	63	WREN	22.495	13	258	FRIEND	1:38.244	1:38.568	0.324
14	19	DONOVAN	31.603	8	SAUNDERS	43.862	84	BRANCO	22.876	14	13	EDMONDSON	1:38.524	1:39.029	0.505
15	460	GATES	31.663	13	EDMONDSON	43.985	19	DONOVAN	22.905	15	84	BRANCO	1:38.682	1:38.875	0.193
16	84	BRANCO	31.669	84	BRANCO	44.137	13	EDMONDSON	22.950	16	19	DONOVAN	1:38.794	1:39.031	0.237
17	112	WEST	32.012	19	DONOVAN	44.286	258	FRIEND	23.002	17	4	KILLWORTH	1:40.047	1:40.269	0.222
18	4	KILLWORTH	32.131	4	KILLWORTH	44.623	4	KILLWORTH	23.293	18	80	OVEL	1:41.180	1:41.264	0.084
19	36	MORGAN	32.633	80	OVEL	44.986	36	MORGAN	23.312	19	112	WEST	1:41.285	1:41.494	0.209
20	80	OVEL	32.814	36	MORGAN	45.722	80	OVEL	23.380	20	36	MORGAN	1:41.667	1:42.388	0.721
21	103	GOFFORD	33.312	112	WEST	45.830	112	WEST	23.443	21	103	GOFFORD	1:44.098	1:45.113	1.015
22	21	BRENNAN	33.388	888	FAGG	46.146	103	GOFFORD	24.097	22	888	FAGG	1:44.219	1:44.223	0.004
23	888	FAGG	33.822	21	BRENNAN	46.407	888	FAGG	24.251	23	21	BRENNAN	1:44.240	1:44.240	0.000
24	24	REYNOLDS	34.030	103	GOFFORD	46.689	21	BRENNAN	24.445	24	24	REYNOLDS	1:45.829	1:46.398	0.569
25	10	BOTTIGLIERI	39.210	24	REYNOLDS	47.229	24	REYNOLDS	24.570	25	10	BOTTIGLIERI	2:00.696	2:01.778	1.082
26				10	BOTTIGLIERI	53.351	10	BOTTIGLIERI	28.135	26	7	JENKINS			

BMCRC - MRO Championships 2022 - Rnd 6 @ Brands Hatch GP

Thunderbike Ultra

RACE 8 - STATISTICS

Competitors Started	26
Planned Start	2022-07-16 @ 14:40:00.000
Actual Start	2022-07-16 @ 14:40:25.389
Finish Time	2022-07-16 @ 14:49:55.093
Track Length	2.4332mi.
Total Laps	145
Total Distance Covered	352.8269mi.

Session Fastest Lap History

NO	NAME	LAP TIME	TIME OF DAY	LAP	VEHICLE
28	Greg ALLSOP	1:33.629	14:43:39.251	2	Yamaha R1
45	Chad HASHMI	1:33.605	14:45:14.044	3	Suzuki GSXR1000
28	Greg ALLSOP	1:33.576	14:46:46.806	4	Yamaha R1
45	Chad HASHMI	1:33.375	14:46:47.418	4	Suzuki GSXR1000
11	Josh HARVEY	1:33.155	14:49:55.686	6	Yamaha R1 4C8

Session Leader History

NO	NAME	FROM LAP	LAPS LED	DISTANCE	VEHICLE
45	Chad HASHMI	1	1	2.43 miles	Suzuki GSXR1000
28	Greg ALLSOP	2	5	12.16 miles	Yamaha R1

Flag History

TYPE	TIME OF DAY
GREEN	14:40:25.389
FINISH	14:49:55.093

Flag Statistics

TYPE	COUNT	TOTAL LAPS	TOTAL TIME
Green	1	6	11:16.295
Red	0	0	0.000
Safety Car	0	0	0.000
FCY	0	0	0.000

BMCRC - MRO Championships 2022 - Rnd 6 @ Brands Hatch GP



Thunderbike Ultra

RACE 17 - GRID (6 Laps)

ROW 10	30		29		28	334 Anthony BRANDISH	
ROW 9		27	71 Ritchie THORNTON	26	10 Carlo BOTTIGLIERI	25	24 Mark REYNOLDS
ROW 8		24	103 Craig GOFFORD	23	21 Danny BRENNAN	22	888 Paul FAGG
ROW 7		21	36 Alan MORGAN	20	112 Scott WEST	19	80 Mark OVEL
ROW 6		18	4 Hayden KILLWORTH	17	19 Tyler DONOVAN	16	13 Doug EDMONDSON
ROW 5		15	84 Ricardo BRANCO	14	258 Ande FRIEND	13	460 Simon GATES
ROW 4		12	8 Dave SAUNDERS	11	63 Matthew WREN	10	60 Liam McCARTER
ROW 3		9	7 Seb JENKINS	8	102 James FEARN	7	5 Stacey KILLWORTH
ROW 2		6	47 Daryl DANCE	5	275 Mark WILBY	4	20 Connor SWYER
ROW 1		3	28 Greg ALLSOP	2	45 Chad HASHMI	1	11 Josh HARVEY
Pole							

Brands Hatch GP: 2.4332 miles

These results are provisional until the conclusion of any judicial and technical matters.

Clerk Of Course :	Stewards :	Timekeeper : <i>Craig Smith</i>
-------------------	------------	------------------------------------

Results can be found at www.tsl-timing.com

Printed - 14:53 Saturday, 16 July 2022



BMCRC - MRO Championships 2022 - Rnd 6 @ Brands Hatch GP



Thunderbike Ultra

RACE 17 - CLASSIFICATION

POS	NO	NAME	ENTRY	LAPS	TIME	GAP	DIFF	MPH	BEST	ON
1	28	Greg ALLSOP	Yamaha R1 - Allsop Construction Services ltd	6	9:22.699			93.40	1:32.245	2
2	11	Josh HARVEY	Yamaha R1 4C8 - NR Racing	6	9:23.598	0.899	0.899	93.25	1:32.638	4
3	275	Mark WILBY	Suzuki GSXR 1000 K6 - Cheesy Wotsits	6	9:27.716	5.017	4.118	92.57	1:32.928	2
4	7*	Seb JENKINS	Suzuki GSX-R 1000 - Long hours and hard graft	6	9:33.443	10.744	5.727	91.65	1:33.682	5
5	45	Chad HASHMI	Suzuki GSXR1000 -	6	9:35.407	12.708	1.964	91.34	1:34.425	6
6	47	Daryl DANCE	Yamaha YZF R1 - 2 brothers scaffolding	6	9:35.709	13.010	0.302	91.29	1:34.677	4
7	102	James FEARN	Suzuki GSXR1000 - Jwf tiling, palmer race skool, th	6	9:37.925	15.226	2.216	90.94	1:34.688	5
8	5	Stacey KILLWORTH	Suzuki GSXR 1000 - Greenplant/Everns	6	9:38.327	15.628	0.402	90.88	1:34.626	6
9	60	Liam McCARTER	Suzuki GSXR1000 - Katie McCarter	6	9:45.719	23.020	7.392	89.73	1:36.468	2
10	20	Connor SWYER	Suzuki GSXR 1000 K6 - WSC Performance & lleithyr	6	9:50.002	27.303	4.283	89.08	1:36.206	3
11	13	Doug EDMONDSON	Yamaha R1 - Stan Stephens Tuning	6	9:53.152	30.453	3.150	88.60	1:37.114	6
12	334	Anthony BRANDISH	Suzuki GSXR 1000 - BW bespoke developments ltd	6	9:53.911	31.212	0.759	88.49	1:37.098	3
13	460	Simon GATES	Yamaha YZF R1 - No Tallentino Racing Team FATI	6	9:54.575	31.876	0.664	88.39	1:37.703	4
14	19	Tyler DONOVAN	Kawasaki ZX10R -	6	10:03.004	40.305	8.429	87.16	1:38.066	6
15	258	Ande FRIEND	Kawasaki ZX10R - Flying colours Motorcycle Trainin	6	10:03.946	41.247	0.942	87.02	1:38.574	6
16	8	Dave SAUNDERS	Suzuki GSXR1000 - Mum/Dad/JW MOT/Parks Utility	6	10:04.254	41.555	0.308	86.98	1:38.408	6
17	84	Ricardo BRANCO	Yamaha R1 - IMP Racing	6	10:05.011	42.312	0.757	86.87	1:39.450	6
18	4	Hayden KILLWORTH	Kawasaki ZX10R - Stacey Killworth & Alex Killworth	6	10:13.864	51.165	8.853	85.61	1:40.741	5
19	80	Mark OVEL	Yamaha R1 - I NEED A SPONSOR	6	10:13.960	51.261	0.096	85.60	1:40.252	6
20	112	Scott WEST	Suzuki GSXR1000 -	6	10:22.542	59.843	8.582	84.42	1:41.286	6
21	888	Paul FAGG	Yamaha R1 4C8 -	6	10:28.977	1:06.278	6.435	83.56	1:42.433	4
22	36	Alan MORGAN	Suzuki GSXR 1000 - Little Duck Racing	6	10:29.630	1:06.931	0.653	83.47	1:42.293	2
23	21	Danny BRENNAN	Suzuki GSXR 1000 -	6	10:29.678	1:06.979	0.048	83.46	1:42.109	3
24	24	Mark REYNOLDS	Aprilia MILLE -	6	10:55.284	1:32.585	25.606	80.20	1:46.314	6

NOT CLASSIFIED

DNF	63	Matthew WREN	Suzuki GSXR - TBR performance	1	1:43.303	5 Laps	5 Laps	84.79		
DNF	103	Craig GOFFORD	Yamaha R1 4XV - Guardian warm roofs, Meala Rac	0						

FASTEST LAP

28	Greg ALLSOP	Yamaha R1 - Allsop Construction Services ltd	2	1:32.245	94.96 mph	152.82 kph
----	-------------	--	---	----------	-----------	------------

* Bike 7 - Please fit a working transponder
92.5% of Race Speed = 86.39 mph

Weather / Track : Sunny / Dry

These results are provisional until the conclusion of any judicial and technical matters.

Race Distance: 6 Laps / 14.59 miles

Brands Hatch GP: 2.4332 miles

Date: 16/07/2022 Start: 17:34 Finish: 17:43

Clerk Of Course :	Stewards :	Timekeeper : <i>Craig Smith</i>
-------------------	------------	------------------------------------

Results can be found at www.tsl-timing.com

Printed - 17:45 Saturday, 16 July 2022



BMCRC - MRO Championships 2022 - Rnd 6 @ Brands Hatch GP

Thunderbike Ultra

RACE 17 - LAP CHART

LAP 1 @ 17:35:54.320

NO	BEHIND	LAP TIME
11		1:37.620
275	1.026	1:38.646
28	1.873	1:39.493
47	2.135	1:39.755
45	3.014	1:40.634
60	3.431	1:41.051
5	3.637	1:41.257
7	3.912	1:41.532
102	4.182	1:41.802
20	5.281	1:42.901
63	5.683	1:43.303
460	6.769	1:44.389
13	7.580	1:45.200
334	8.223	1:45.843
84	8.658	1:46.278
258	8.736	1:46.356
19	9.648	1:47.268
8	9.945	1:47.565
4	11.213	1:48.833
80	11.848	1:49.468
36	12.807	1:50.427
112	13.830	1:51.450
21	14.690	1:52.310
888	15.142	1:52.762
24	18.667	1:56.287

LAP 2 @ 17:37:27.351

NO	BEHIND	LAP TIME
11		1:33.031
275	0.923	1:32.928
28	1.087	1:32.245
47	4.415	1:35.311
45	4.677	1:34.694
7	6.249	1:35.368
5	6.468	1:35.862
60	6.868	1:36.468
102	6.991	1:35.840
20	8.584	1:36.334
460	11.565	1:37.827
13	12.690	1:38.141
334	12.990	1:37.798
258	14.685	1:38.980
19	15.743	1:39.126
84	15.927	1:40.300
8	16.333	1:39.419
4	19.005	1:40.823
80	20.161	1:41.344
36	22.069	1:42.293
112	23.506	1:42.707
21	24.460	1:42.801
888	24.665	1:42.554
24	34.206	1:48.570

LAP 3 @ 17:39:00.416

NO	BEHIND	LAP TIME
11		1:33.065
28	0.522	1:32.500
275	1.064	1:33.206
45	6.935	1:35.323
47	7.399	1:36.049
7	7.623	1:34.439
102	9.692	1:35.766

5	9.993	1:36.590
60	10.495	1:36.692
20	11.725	1:36.206
460	16.212	1:37.712
13	16.899	1:37.274
334	17.023	1:37.098
258	21.650	1:40.030
19	22.306	1:39.628
84	22.406	1:39.544
8	22.555	1:39.287
4	27.639	1:41.699
80	28.164	1:41.068
36	31.853	1:42.849
112	33.065	1:42.624
21	33.504	1:42.109
888	34.734	1:43.134
24	49.736	1:48.595

LAP 4 @ 17:40:33.054

NO	BEHIND	LAP TIME
11		1:32.638
28	0.684	1:32.800
275	2.019	1:33.593
47	9.438	1:34.677
45	9.489	1:35.192
7	9.631	1:34.646
102	12.103	1:35.049
5	12.487	1:35.132
60	14.608	1:36.751
20	16.382	1:37.295
460	21.277	1:37.703
13	21.567	1:37.306
334	21.955	1:37.570
258	29.208	1:40.196
19	29.444	1:39.776
84	29.670	1:39.902
8	29.845	1:39.928
4	35.884	1:40.883
80	36.397	1:40.871
36	42.639	1:43.424
112	42.909	1:42.482
21	43.570	1:42.704
888	44.529	1:42.433
24	1:05.042	1:47.944

LAP 5 @ 17:42:06.202

NO	BEHIND	LAP TIME
11		1:33.148
28	0.083	1:32.547
275	3.254	1:34.383
7	10.165	1:33.682
47	11.157	1:34.867
45	11.480	1:35.139
102	13.643	1:34.688
5	14.199	1:34.860
60	18.533	1:37.073
20	21.550	1:38.316
460	26.049	1:37.920
13	26.536	1:38.117
334	26.599	1:37.792
19	35.436	1:39.140
258	35.870	1:39.810
84	36.059	1:39.537
8	36.344	1:39.647
4	43.477	1:40.741

80	44.206	1:40.957
112	51.754	1:41.993
36	54.626	1:45.135
21	54.946	1:44.524
888	55.026	1:43.645
24	1:19.468	1:47.574

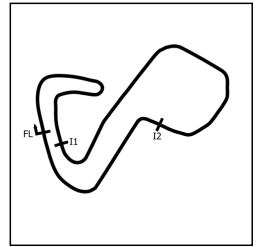
LAP 6 @ 17:43:39.399

NO	BEHIND	LAP TIME
28		1:33.114
11	0.899	1:34.096
275	5.017	1:34.960
7	10.744	1:33.776
45	12.708	1:34.425
47	13.010	1:35.050
102	15.226	1:34.780
5	15.628	1:34.626
60	23.020	1:37.684
20	27.303	1:38.950
13	30.453	1:37.114
334	31.212	1:37.810
460	31.876	1:39.024
19	40.305	1:38.066
258	41.247	1:38.574
8	41.555	1:38.408
84	42.312	1:39.450
4	51.165	1:40.885
80	51.261	1:40.252
112	59.843	1:41.286
888	1:06.278	1:44.449
36	1:06.931	1:45.502
21	1:06.979	1:45.230
24	1:32.585	1:46.314

BMCR - MRO Championships 2022 - Rnd 6 @ Brands Hatch GP

Thunderbike Ultra

RACE 17 - SECTOR ANALYSIS



SECTOR 1 = FL to I1, SECTOR 2 = I1 to I2, SECTOR 3 = I2 to FL, DIFF = Difference To Personal Best Lap, P = Crossed Finish Line in Pit Lane, D = Time Disallowed

P1 28 U		Greg ALLSOP		Yamaha R1 - Allsop Construction Services Ltd			
IDEAL LAP TIME : 1:31.945		BEST LAP TIME : 1:32.245		DIFFERENCE : 0.300			
LAP	SECTOR 1	SECTOR 2	SECTOR 3	LAP TIME	MPH	DIFF	TIME OF DAY
1 -		42.048	21.738	1:39.493	88.04	7.248	17:35:56.193
2 -	29.608	41.066	21.571	1:32.245 (1)	94.96		17:37:28.438
3 -	29.640	41.304	21.556	1:32.500 (2)	94.70	0.255	17:39:00.938
4 -	30.171	41.269	21.360	1:32.800	94.39	0.555	17:40:33.738
5 -	29.519	41.408	21.620	1:32.547 (3)	94.65	0.302	17:42:06.285
6 -	29.876	41.574	21.664	1:33.114	94.07	0.869	17:43:39.399

P2 11 U		Josh HARVEY		Yamaha R1 4C8 - NR Racing			
IDEAL LAP TIME : 1:32.624		BEST LAP TIME : 1:32.638		DIFFERENCE : 0.014			
LAP	SECTOR 1	SECTOR 2	SECTOR 3	LAP TIME	MPH	DIFF	TIME OF DAY
1 -		41.725	21.617	1:37.620	89.73	4.982	17:35:54.320
2 -	29.829	41.553	21.649	1:33.031 (2)	94.16	0.393	17:37:27.351
3 -	30.002	41.530	21.533	1:33.065 (3)	94.12	0.427	17:39:00.416
4 -	29.652	41.439	21.547	1:32.638 (1)	94.55		17:40:33.054
5 -	29.758	41.563	21.827	1:33.148	94.04	0.510	17:42:06.202
6 -	30.263	41.982	21.851	1:34.096	93.09	1.458	17:43:40.298

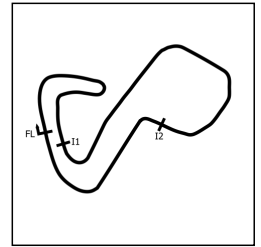
P3 275 U		Mark WILBY		Suzuki GSXR 1000 K6 - Cheesy Wotsits			
IDEAL LAP TIME : 1:32.663		BEST LAP TIME : 1:32.928		DIFFERENCE : 0.265			
LAP	SECTOR 1	SECTOR 2	SECTOR 3	LAP TIME	MPH	DIFF	TIME OF DAY
1 -		41.935	21.950	1:38.646	88.80	5.718	17:35:55.346
2 -	29.930	41.329	21.669	1:32.928 (1)	94.26		17:37:28.274
3 -	30.065	41.653	21.488	1:33.206 (2)	93.98	0.278	17:39:01.480
4 -	29.943	41.980	21.670	1:33.593 (3)	93.59	0.665	17:40:35.073
5 -	29.846	42.318	22.219	1:34.383	92.81	1.455	17:42:09.456
6 -	30.006	42.569	22.385	1:34.960	92.24	2.032	17:43:44.416

P4 7 U		Seb JENKINS		Suzuki GSX-R 1000 - Long hours and hard graft			
IDEAL LAP TIME :		BEST LAP TIME : 1:33.682		DIFFERENCE :			
LAP	SECTOR 1	SECTOR 2	SECTOR 3	LAP TIME	MPH	DIFF	TIME OF DAY
1 -				1:41.532	86.27	7.850	17:35:58.232
2 -				1:35.368	91.85	1.686	17:37:33.600
3 -				1:34.439 (3)	92.75	0.757	17:39:08.039
4 -				1:34.646	92.55	0.964	17:40:42.685
5 -				1:33.682 (1)	93.50		17:42:16.367
6 -				1:33.776 (2)	93.41	0.094	17:43:50.143

P5 45 U		Chad HASHMI		Suzuki GSXR1000 -			
IDEAL LAP TIME : 1:34.284		BEST LAP TIME : 1:34.425		DIFFERENCE : 0.141			
LAP	SECTOR 1	SECTOR 2	SECTOR 3	LAP TIME	MPH	DIFF	TIME OF DAY
1 -		42.845	22.211	1:40.634	87.04	6.209	17:35:57.334
2 -	30.238	42.080	22.376	1:34.694 (2)	92.50	0.269	17:37:32.028
3 -	30.631	42.321	22.371	1:35.323	91.89	0.898	17:39:07.351
4 -	30.328	42.200	22.664	1:35.192	92.02	0.767	17:40:42.543
5 -	30.878	42.113	22.148	1:35.139 (3)	92.07	0.714	17:42:17.682
6 -	30.379	41.898	22.148	1:34.425 (1)	92.77		17:43:52.107

P6 47 U		Daryl DANCE		Yamaha YZF R1 - 2 brothers scaffolding			
IDEAL LAP TIME : 1:34.495		BEST LAP TIME : 1:34.677		DIFFERENCE : 0.182			
LAP	SECTOR 1	SECTOR 2	SECTOR 3	LAP TIME	MPH	DIFF	TIME OF DAY
1 -		42.311	22.148	1:39.755	87.81	5.078	17:35:56.455
2 -	30.205	42.610	22.496	1:35.311	91.90	0.634	17:37:31.766
3 -	30.850	42.987	22.212	1:36.049	91.20	1.372	17:39:07.815
4 -	30.188	42.266	22.223	1:34.677 (1)	92.52		17:40:42.492
5 -	30.306	42.370	22.191	1:34.867 (2)	92.33	0.190	17:42:17.359
6 -	30.391	42.618	22.041	1:35.050 (3)	92.16	0.373	17:43:52.409

BMCRG - MRO Championships 2022 - Rnd 6 @ Brands Hatch GP



Thunderbike Ultra

RACE 17 - SECTOR ANALYSIS

SECTOR 1 = FL to I1, SECTOR 2 = I1 to I2, SECTOR 3 = I2 to FL, DIFF = Difference To Personal Best Lap, P = Crossed Finish Line in Pit Lane, D = Time Disallowed

P7 102 U James FEARN		Suzuki GSXR1000 - Jwf tiling, palmer race skool, the factory					
IDEAL LAP TIME : 1:34.453		BEST LAP TIME : 1:34.688		DIFFERENCE : 0.235			
LAP	SECTOR 1	SECTOR 2	SECTOR 3	LAP TIME	MPH	DIFF	TIME OF DAY
1 -		42.855	22.099	1:41.802	86.04	7.114	17:35:58.502
2 -	30.974	42.560	22.306	1:35.840	91.40	1.152	17:37:34.342
3 -	30.710	42.686	22.370	1:35.766	91.47	1.078	17:39:10.108
4 -	30.458	42.284	22.307	1:35.049 (3)	92.16	0.361	17:40:45.157
5 -	30.158	42.312	22.218	1:34.688 (1)	92.51		17:42:19.845
6 -	30.279	42.490	22.011	1:34.780 (2)	92.42	0.092	17:43:54.625

P8 5 U Stacey KILLWORTH		Suzuki GSXR 1000 - Greenplant/Everns					
IDEAL LAP TIME : 1:34.626		BEST LAP TIME : 1:34.626		DIFFERENCE : 0.000			
LAP	SECTOR 1	SECTOR 2	SECTOR 3	LAP TIME	MPH	DIFF	TIME OF DAY
1 -		42.958	22.136	1:41.257	86.51	6.631	17:35:57.957
2 -	30.855	42.563	22.444	1:35.862	91.37	1.236	17:37:33.819
3 -	30.854	43.138	22.598	1:36.590	90.69	1.964	17:39:10.409
4 -	30.492	42.527	22.113	1:35.132 (3)	92.08	0.506	17:40:45.541
5 -	30.378	42.471	22.011	1:34.860 (2)	92.34	0.234	17:42:20.401
6 -	30.255	42.392	21.979	1:34.626 (1)	92.57		17:43:55.027

P9 60 U Liam McCARTER		Suzuki GSXR1000 - Katie McCarter					
IDEAL LAP TIME : 1:35.576		BEST LAP TIME : 1:36.468		DIFFERENCE : 0.892			
LAP	SECTOR 1	SECTOR 2	SECTOR 3	LAP TIME	MPH	DIFF	TIME OF DAY
1 -		42.801	22.211	1:41.051	86.68	4.583	17:35:57.751
2 -	30.671	43.208	22.589	1:36.468 (1)	90.80		17:37:34.219
3 -	31.349	42.694	22.649	1:36.692 (2)	90.59	0.224	17:39:10.911
4 -	31.442	42.859	22.450	1:36.751 (3)	90.54	0.283	17:40:47.662
5 -	31.113	43.488	22.472	1:37.073	90.23	0.605	17:42:24.735
6 -	31.162	43.944	22.578	1:37.684	89.67	1.216	17:44:02.419

P10 20 U Connor SWYER		Suzuki GSXR 1000 K6 - WSC Performace & lleithyr farm & dad					
IDEAL LAP TIME : 1:35.925		BEST LAP TIME : 1:36.206		DIFFERENCE : 0.281			
LAP	SECTOR 1	SECTOR 2	SECTOR 3	LAP TIME	MPH	DIFF	TIME OF DAY
1 -		43.005	22.556	1:42.901	85.12	6.695	17:35:59.601
2 -	30.752	42.961	22.621	1:36.334 (2)	90.93	0.128	17:37:35.935
3 -	30.408	43.189	22.609	1:36.206 (1)	91.05		17:39:12.141
4 -	31.165	43.311	22.819	1:37.295 (3)	90.03	1.089	17:40:49.436
5 -	31.266	43.978	23.072	1:38.316	89.09	2.110	17:42:27.752
6 -	31.746	43.812	23.392	1:38.950	88.52	2.744	17:44:06.702

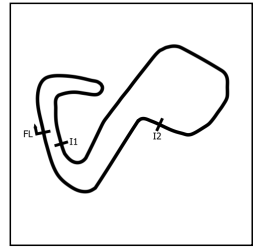
P11 13 U Doug EDMONDSON		Yamaha R1 - Stan Stephens Tuning					
IDEAL LAP TIME : 1:36.971		BEST LAP TIME : 1:37.114		DIFFERENCE : 0.143			
LAP	SECTOR 1	SECTOR 2	SECTOR 3	LAP TIME	MPH	DIFF	TIME OF DAY
1 -		43.864	22.984	1:45.200	83.26	8.086	17:36:01.900
2 -	31.410	43.806	22.925	1:38.141	89.25	1.027	17:37:40.041
3 -	31.115	43.527	22.632	1:37.274 (2)	90.05	0.160	17:39:17.315
4 -	31.307	43.431	22.568	1:37.306 (3)	90.02	0.192	17:40:54.621
5 -	31.794	43.391	22.932	1:38.117	89.27	1.003	17:42:32.738
6 -	31.068	43.335	22.711	1:37.114 (1)	90.20		17:44:09.852

P12 334 U Anthony BRANDISH		Suzuki GSXR 1000 - BW bespoke developments ltd					
IDEAL LAP TIME : 1:36.926		BEST LAP TIME : 1:37.098		DIFFERENCE : 0.172			
LAP	SECTOR 1	SECTOR 2	SECTOR 3	LAP TIME	MPH	DIFF	TIME OF DAY
1 -		44.244	22.650	1:45.843	82.76	8.745	17:36:02.543
2 -	30.946	43.917	22.935	1:37.798	89.57	0.700	17:37:40.341
3 -	31.026	43.786	22.286	1:37.098 (1)	90.21		17:39:17.439
4 -	31.375	43.716	22.479	1:37.570 (2)	89.78	0.472	17:40:55.009
5 -	31.564	43.694	22.534	1:37.792 (3)	89.57	0.694	17:42:32.801
6 -	31.666	43.751	22.393	1:37.810	89.55	0.712	17:44:10.611

BMCRRC - MRO Championships 2022 - Rnd 6 @ Brands Hatch GP

Thunderbike Ultra

RACE 17 - SECTOR ANALYSIS



SECTOR 1 = FL to I1, SECTOR 2 = I1 to I2, SECTOR 3 = I2 to FL, DIFF = Difference To Personal Best Lap, P = Crossed Finish Line in Pit Lane, D = Time Disallowed

P13 460 U		Simon GATES		Yamaha YZF R1 - No Tallentino Racing Team FATI			
IDEAL LAP TIME : 1:37.453		BEST LAP TIME : 1:37.703		DIFFERENCE : 0.250			
LAP	SECTOR 1	SECTOR 2	SECTOR 3	LAP TIME	MPH	DIFF	TIME OF DAY
1 -		43.778	22.640	1:44.389	83.91	6.686	17:36:01.089
2 -	31.680	43.470	22.677	1:37.827 (3)	89.54	0.124	17:37:38.916
3 -	31.500	43.596	22.616	1:37.712 (2)	89.64	0.009	17:39:16.628
4 -	31.589	43.435	22.679	1:37.703 (1)	89.65		17:40:54.331
5 -	31.589	43.536	22.795	1:37.920	89.45	0.217	17:42:32.251
6 -	32.275	44.231	22.518	1:39.024	88.46	1.321	17:44:11.275

P14 19 U		Tyler DONOVAN		Kawasaki ZX10R -			
IDEAL LAP TIME : 1:37.969		BEST LAP TIME : 1:38.066		DIFFERENCE : 0.097			
LAP	SECTOR 1	SECTOR 2	SECTOR 3	LAP TIME	MPH	DIFF	TIME OF DAY
1 -		45.268	23.093	1:47.268	81.66	9.202	17:36:03.968
2 -	31.852	43.977	23.297	1:39.126 (2)	88.37	1.060	17:37:43.094
3 -	32.039	44.393	23.196	1:39.628	87.92	1.562	17:39:22.722
4 -	32.197	44.222	23.357	1:39.776	87.79	1.710	17:41:02.498
5 -	32.218	44.067	22.855	1:39.140 (3)	88.35	1.074	17:42:41.638
6 -	31.544	43.570	22.952	1:38.066 (1)	89.32		17:44:19.704

P15 258 U		Ande FRIEND		Kawasaki ZX10R - Flying colours Motorcycle Training			
IDEAL LAP TIME : 1:38.552		BEST LAP TIME : 1:38.574		DIFFERENCE : 0.022			
LAP	SECTOR 1	SECTOR 2	SECTOR 3	LAP TIME	MPH	DIFF	TIME OF DAY
1 -		44.863	22.985	1:46.356	82.36	7.782	17:36:03.056
2 -	31.639	44.012	23.329	1:38.980 (2)	88.50	0.406	17:37:42.036
3 -	32.105	44.490	23.435	1:40.030	87.57	1.456	17:39:22.066
4 -	32.251	44.485	23.460	1:40.196	87.42	1.622	17:41:02.262
5 -	31.986	44.788	23.036	1:39.810 (3)	87.76	1.236	17:42:42.072
6 -	31.661	43.959	22.954	1:38.574 (1)	88.86		17:44:20.646

P16 8 U		Dave SAUNDERS		Suzuki GSXR1000 - Mum/Dad/JW MOT/Parks Utility			
IDEAL LAP TIME : 1:38.265		BEST LAP TIME : 1:38.408		DIFFERENCE : 0.143			
LAP	SECTOR 1	SECTOR 2	SECTOR 3	LAP TIME	MPH	DIFF	TIME OF DAY
1 -		45.548	22.729	1:47.565	81.43	9.157	17:36:04.265
2 -	31.878	44.430	23.111	1:39.419 (3)	88.11	1.011	17:37:43.684
3 -	31.751	44.851	22.685	1:39.287 (2)	88.22	0.879	17:39:22.971
4 -	32.159	44.747	23.022	1:39.928	87.66	1.520	17:41:02.899
5 -	32.010	44.817	22.820	1:39.647	87.90	1.239	17:42:42.546
6 -	31.669	43.911	22.828	1:38.408 (1)	89.01		17:44:20.954

P17 84 U		Ricardo BRANCO		Yamaha R1 - IMP Racing			
IDEAL LAP TIME : 1:38.872		BEST LAP TIME : 1:39.450		DIFFERENCE : 0.578			
LAP	SECTOR 1	SECTOR 2	SECTOR 3	LAP TIME	MPH	DIFF	TIME OF DAY
1 -		44.618	23.339	1:46.278	82.42	6.828	17:36:02.978
2 -	32.556	44.574	23.170	1:40.300	87.33	0.850	17:37:43.278
3 -	32.057	44.436	23.051	1:39.544 (3)	87.99	0.094	17:39:22.822
4 -	31.875	44.610	23.417	1:39.902	87.68	0.452	17:41:02.724
5 -	31.744	44.721	23.072	1:39.537 (2)	88.00	0.087	17:42:42.261
6 -	31.854	44.077	23.519	1:39.450 (1)	88.08		17:44:21.711

P18 4 U		Hayden KILLWORTH		Kawasaki ZX10R - Stacey Killworth & Alex Killworth			
IDEAL LAP TIME : 1:40.269		BEST LAP TIME : 1:40.741		DIFFERENCE : 0.472			
LAP	SECTOR 1	SECTOR 2	SECTOR 3	LAP TIME	MPH	DIFF	TIME OF DAY
1 -		45.349	23.547	1:48.833	80.48	8.092	17:36:05.533
2 -	32.099	44.672	24.052	1:40.823 (2)	86.88	0.082	17:37:46.356
3 -	32.469	45.384	23.846	1:41.699	86.13	0.958	17:39:28.055
4 -	32.231	45.154	23.498	1:40.883 (3)	86.83	0.142	17:41:08.938
5 -	32.165	44.980	23.596	1:40.741 (1)	86.95		17:42:49.679
6 -	32.348	44.889	23.648	1:40.885	86.82	0.144	17:44:30.564

BMCRC - MRO Championships 2022 - Rnd 6 @ Brands Hatch GP

Thunderbike Ultra

RACE 17 - SECTOR ANALYSIS



SECTOR 1 = FL to I1, SECTOR 2 = I1 to I2, SECTOR 3 = I2 to FL, DIFF = Difference To Personal Best Lap, P = Crossed Finish Line in Pit Lane, D = Time Disallowed

P19 80 U		Mark OVEL		Yamaha R1 - I NEED A SPONSOR			
IDEAL LAP TIME : 1:40.125		BEST LAP TIME : 1:40.252		DIFFERENCE : 0.127			
LAP	SECTOR 1	SECTOR 2	SECTOR 3	LAP TIME	MPH	DIFF	TIME OF DAY
1 -		45.351	23.623	1:49.468	80.02	9.216	17:36:06.168
2 -	32.774	44.833	23.737	1:41.344	86.43	1.092	17:37:47.512
3 -	32.582	45.093	23.393	1:41.068	86.67	0.816	17:39:28.580
4 -	32.403	45.090	23.378	1:40.871 (2)	86.84	0.619	17:41:09.451
5 -	32.669	44.604	23.684	1:40.957 (3)	86.76	0.705	17:42:50.408
6 -	32.448	44.686	23.118	1:40.252 (1)	87.37		17:44:30.660

P20 112 U		Scott WEST		Suzuki GSXR1000 -			
IDEAL LAP TIME : 1:41.267		BEST LAP TIME : 1:41.286		DIFFERENCE : 0.019			
LAP	SECTOR 1	SECTOR 2	SECTOR 3	LAP TIME	MPH	DIFF	TIME OF DAY
1 -		46.581	23.688	1:51.450	78.59	10.164	17:36:08.150
2 -	32.322	46.216	24.169	1:42.707	85.28	1.421	17:37:50.857
3 -	32.892	46.199	23.533	1:42.624	85.35	1.338	17:39:33.481
4 -	32.066	46.710	23.706	1:42.482 (3)	85.47	1.196	17:41:15.963
5 -	32.709	45.761	23.523	1:41.993 (2)	85.88	0.707	17:42:57.956
6 -	32.085	45.733	23.468	1:41.286 (1)	86.48		17:44:39.242

P21 888 U		Paul FAGG		Yamaha R1 4C8 -			
IDEAL LAP TIME : 1:41.770		BEST LAP TIME : 1:42.433		DIFFERENCE : 0.663			
LAP	SECTOR 1	SECTOR 2	SECTOR 3	LAP TIME	MPH	DIFF	TIME OF DAY
1 -		47.100	24.212	1:52.762	77.68	10.329	17:36:09.462
2 -	32.827	45.648	24.079	1:42.554 (2)	85.41	0.121	17:37:52.016
3 -	33.542	45.663	23.929	1:43.134 (3)	84.93	0.701	17:39:35.150
4 -	33.490	45.287	23.656	1:42.433 (1)	85.51		17:41:17.583
5 -	33.187	45.971	24.487	1:43.645	84.51	1.212	17:43:01.228
6 -	34.185	46.184	24.080	1:44.449	83.86	2.016	17:44:45.677

P22 36 U		Alan MORGAN		Suzuki GSXR 1000 - Little Duck Racing			
IDEAL LAP TIME : 1:41.642		BEST LAP TIME : 1:42.293		DIFFERENCE : 0.651			
LAP	SECTOR 1	SECTOR 2	SECTOR 3	LAP TIME	MPH	DIFF	TIME OF DAY
1 -		46.077	23.672	1:50.427	79.32	8.134	17:36:07.127
2 -	32.247	45.723	24.323	1:42.293 (1)	85.63		17:37:49.420
3 -	32.667	46.224	23.958	1:42.849 (2)	85.17	0.556	17:39:32.269
4 -	32.915	46.592	23.917	1:43.424 (3)	84.69	1.131	17:41:15.693
5 -	33.877	46.641	24.617	1:45.135	83.31	2.842	17:43:00.828
6 -	33.251	47.541	24.710	1:45.502	83.03	3.209	17:44:46.330

P23 21 U		Danny BRENNAN		Suzuki GSXR 1000 -			
IDEAL LAP TIME : 1:41.685		BEST LAP TIME : 1:42.109		DIFFERENCE : 0.424			
LAP	SECTOR 1	SECTOR 2	SECTOR 3	LAP TIME	MPH	DIFF	TIME OF DAY
1 -		46.794	24.101	1:52.310	77.99	10.201	17:36:09.010
2 -	32.385	46.163	24.253	1:42.801 (3)	85.21	0.692	17:37:51.811
3 -	32.642	45.795	23.672	1:42.109 (1)	85.78		17:39:33.920
4 -	32.218	46.508	23.978	1:42.704 (2)	85.29	0.595	17:41:16.624
5 -	33.238	46.662	24.624	1:44.524	83.80	2.415	17:43:01.148
6 -	34.828	45.996	24.406	1:45.230	83.24	3.121	17:44:46.378

P24 24 U		Mark REYNOLDS		Aprilia MILLE -			
IDEAL LAP TIME : 1:46.314		BEST LAP TIME : 1:46.314		DIFFERENCE : 0.000			
LAP	SECTOR 1	SECTOR 2	SECTOR 3	LAP TIME	MPH	DIFF	TIME OF DAY
1 -		48.293	25.822	1:56.287	75.32	9.973	17:36:12.987
2 -	34.425	48.490	25.655	1:48.570	80.68	2.256	17:38:01.557
3 -	34.776	48.118	25.701	1:48.595	80.66	2.281	17:39:50.152
4 -	34.406	48.081	25.457	1:47.944 (3)	81.15	1.630	17:41:38.096
5 -	34.413	48.240	24.921	1:47.574 (2)	81.43	1.260	17:43:25.670
6 -	34.159	47.443	24.712	1:46.314 (1)	82.39		17:45:11.984

BMCRC - MRO Championships 2022 - Rnd 6 @ Brands Hatch GP

Thunderbike Ultra

RACE 17 - SECTOR ANALYSIS



SECTOR 1 = FL to I1, SECTOR 2 = I1 to I2, SECTOR 3 = I2 to FL, DIFF = Difference To Personal Best Lap, P = Crossed Finish Line in Pit Lane, D = Time Disallowed

P25 63 U		Matthew WREN		Suzuki GSXR - TBR performance			
IDEAL LAP TIME : 1:37.431		BEST LAP TIME :		DIFFERENCE :			
LAP	SECTOR 1	SECTOR 2	SECTOR 3	LAP TIME	MPH	DIFF	TIME OF DAY
1 -		43.242	22.411	1:43.303	84.79		17:36:00.003

BMCRC - MRO Championships 2022 - Rnd 6 @ Brands Hatch GP

Thunderbike Ultra

RACE 17 - BEST SECTORS

SECTOR 1			SECTOR 2			SECTOR 3			IDEAL / BEST COMPARISON						
POS	NO	NAME	TIME	NO	NAME	TIME	NO	NAME	TIME	POS	NO	NAME	IDEAL	BEST	DIFF
													PERFECT LAP	1:31.945	
1	28	ALLSOP	29.519	28	ALLSOP	41.066	28	ALLSOP	21.360	1	28	ALLSOP	1:31.945	1:32.245	0.300
2	11	HARVEY	29.652	275	WILBY	41.329	275	WILBY	21.488	2	11	HARVEY	1:32.624	1:32.638	0.014
3	275	WILBY	29.846	11	HARVEY	41.439	11	HARVEY	21.533	3	275	WILBY	1:32.663	1:32.928	0.265
4	102	FEARN	30.158	45	HASHMI	41.898	5	KILLWORTH	21.979	4	45	HASHMI	1:34.284	1:34.425	0.141
5	47	DANCE	30.188	47	DANCE	42.266	102	FEARN	22.011	5	102	FEARN	1:34.453	1:34.688	0.235
6	45	HASHMI	30.238	102	FEARN	42.284	47	DANCE	22.041	6	47	DANCE	1:34.495	1:34.677	0.182
7	5	KILLWORTH	30.255	5	KILLWORTH	42.392	45	HASHMI	22.148	7	5	KILLWORTH	1:34.626	1:34.626	0.000
8	20	SWYER	30.408	60	McCARTER	42.694	60	McCARTER	22.211	8	60	McCARTER	1:35.576	1:36.468	0.892
9	60	McCARTER	30.671	20	SWYER	42.961	334	BRANDISH	22.286	9	20	SWYER	1:35.925	1:36.206	0.281
10	334	BRANDISH	30.946	63	WREN	43.242	63	WREN	22.411	10	334	BRANDISH	1:36.926	1:37.098	0.172
11	13	EDMONDSON	31.068	13	EDMONDSON	43.335	460	GATES	22.518	11	13	EDMONDSON	1:36.971	1:37.114	0.143
12	460	GATES	31.500	460	GATES	43.435	20	SWYER	22.556	12	63	WREN	1:37.431		
13	19	DONOVAN	31.544	19	DONOVAN	43.570	13	EDMONDSON	22.568	13	460	GATES	1:37.453	1:37.703	0.250
14	258	FRIEND	31.639	334	BRANDISH	43.694	8	SAUNDERS	22.685	14	19	DONOVAN	1:37.969	1:38.066	0.097
15	8	SAUNDERS	31.669	8	SAUNDERS	43.911	19	DONOVAN	22.855	15	8	SAUNDERS	1:38.265	1:38.408	0.143
16	84	BRANCO	31.744	258	FRIEND	43.959	258	FRIEND	22.954	16	258	FRIEND	1:38.552	1:38.574	0.022
17	63	WREN	31.778	84	BRANCO	44.077	84	BRANCO	23.051	17	84	BRANCO	1:38.872	1:39.450	0.578
18	112	WEST	32.066	80	OVEL	44.604	80	OVEL	23.118	18	80	OVEL	1:40.125	1:40.252	0.127
19	4	KILLWORTH	32.099	4	KILLWORTH	44.672	112	WEST	23.468	19	4	KILLWORTH	1:40.269	1:40.741	0.472
20	21	BRENNAN	32.218	888	FAGG	45.287	4	KILLWORTH	23.498	20	112	WEST	1:41.267	1:41.286	0.019
21	36	MORGAN	32.247	36	MORGAN	45.723	888	FAGG	23.656	21	36	MORGAN	1:41.642	1:42.293	0.651
22	80	OVEL	32.403	112	WEST	45.733	36	MORGAN	23.672	22	21	BRENNAN	1:41.685	1:42.109	0.424
23	888	FAGG	32.827	21	BRENNAN	45.795	21	BRENNAN	23.672	23	888	FAGG	1:41.770	1:42.433	0.663
24	24	REYNOLDS	34.159	24	REYNOLDS	47.443	24	REYNOLDS	24.712	24	24	REYNOLDS	1:46.314	1:46.314	0.000
25				103	GOFFORD	48.111				25	7	JENKINS		1:33.682	
26															

BMCRC - MRO Championships 2022 - Rnd 6 @ Brands Hatch GP

Thunderbike Ultra

RACE 17 - STATISTICS

Competitors Started	26
Planned Start	2022-07-16 @ 17:40:00.000
Actual Start	2022-07-16 @ 17:34:16.699
Finish Time	2022-07-16 @ 17:43:39.398
Track Length	2.4332mi.
Total Laps	145
Total Distance Covered	352.8269mi.

Session Fastest Lap History

NO	NAME	LAP TIME	TIME OF DAY	LAP	VEHICLE
11	Josh HARVEY	1:33.031	17:37:27.372	2	Yamaha R1 4C8
275	Mark WILBY	1:32.928	17:37:28.287	2	Suzuki GSXR 1000 K6
28	Greg ALLSOP	1:32.245	17:37:28.460	2	Yamaha R1

Session Leader History

NO	NAME	FROM LAP	LAPS LED	DISTANCE	VEHICLE
11	Josh HARVEY	1	5	12.16 miles	Yamaha R1 4C8
28	Greg ALLSOP	6	1	2.43 miles	Yamaha R1

Flag History

TYPE	TIME OF DAY
GREEN	17:34:16.699
FINISH	17:43:39.398

Flag Statistics

TYPE	COUNT	TOTAL LAPS	TOTAL TIME
Green	1	6	10:59.851
Red	0	0	0.000
Safety Car	0	0	0.000
FCY	0	0	0.000

BMCRC - MRO Championships 2022 - Rnd 6 @ Brands Hatch GP



Thunderbike Ultra

RACE 8 - GRID (7 Laps)

ROW 10	30	29	28	71 Ritchie THORNTON					
ROW 9	27	10 Carlo BOTTIGLIERI	26	103 Craig GOFFORD	25	24 Mark REYNOLDS	1:46.314		
ROW 8	24	888 Paul FAGG	1:42.433	23	36 Alan MORGAN	1:42.293	22	21 Danny BRENNAN	1:42.109
ROW 7	21	112 Scott WEST	1:41.286	20	4 Hayden KILLWORTH	1:40.741	19	80 Mark OVEL	1:40.252
ROW 6	18	84 Ricardo BRANCO	1:39.450	17	63 Matthew WREN	1:38.574	16	258 Ande FRIEND	
ROW 5	15	8 Dave SAUNDERS	1:38.408	14	19 Tyler DONOVAN	1:38.066	13	460 Simon GATES	1:37.703
ROW 4	12	13 Doug EDMONDSON	1:37.114	11	334 Anthony BRANDISH	1:37.098	10	60 Liam McCARTER	1:36.468
ROW 3	9	20 Connor SWYER	1:36.206	8	102 James FEARN	1:34.688	7	47 Daryl DANCE	1:34.677
ROW 2	6	5 Stacey KILLWORTH	1:34.626	5	45 Chad HASHMI	1:34.425	4	7 Seb JENKINS	1:33.682
ROW 1	3	275 Mark WILBY	1:32.928	2	11 Josh HARVEY	1:32.638	1	28 Greg ALLSOP	1:32.245
Pole									

Brands Hatch GP: 2.4332 miles

These results are provisional until the conclusion of any judicial and technical matters.

Clerk Of Course :	Stewards :	Timekeeper : <i>Craig Smith</i>
-------------------	------------	------------------------------------

Results can be found at www.tsl-timing.com

Printed - 17:46 Saturday, 16 July 2022



BMCRC - MRO Championships 2022 - Rnd 6 @ Brands Hatch GP



Thunderbike Ultra

RACE 8 - CLASSIFICATION

POS	NO	NAME	ENTRY	LAPS	TIME	GAP	DIFF	MPH	BEST	ON
1	28	Greg ALLSOP	Yamaha R1 - Allsop Construction Services ltd	7	10:57.874			93.20	1:32.871	2
2	11	Josh HARVEY	Yamaha R1 4C8 - NR Racing	7	10:58.837	0.963	0.963	93.07	1:32.983	3
3	275	Mark WILBY	Suzuki GSXR 1000 K6 - Cheesy Wotsits	7	11:06.128	8.254	7.291	92.05	1:33.601	2
4	45	Chad HASHMI	Suzuki GSXR1000 -	7	11:06.422	8.548	0.294	92.01	1:33.431	7
5	7	Seb JENKINS	Suzuki GSX-R 1000 - Long hours and hard graft	7	11:06.548	8.674	0.126	91.99	1:33.513	2
6	102	James FEARN	Suzuki GSXR1000 - Jwf tiling, palmer race skool, th	7	11:06.952	9.078	0.404	91.93	1:33.766	7
7	334	Anthony BRANDISH	Suzuki GSXR 1000 - BW bespoke developments ltd	7	11:10.997	13.123	4.045	91.38	1:34.365	6
8	5	Stacey KILLWORTH	Suzuki GSXR 1000 - Greenplant/Everns	7	11:12.324	14.450	1.327	91.20	1:34.447	7
9	47	Daryl DANCE	Yamaha YZF R1 - 2 brothers scaffolding	7	11:17.308	19.434	4.984	90.53	1:34.596	2
10	63	Matthew WREN	Suzuki GSXR - TBR performance	7	11:19.349	21.475	2.041	90.26	1:35.434	2
11	60	Liam McCARTER	Suzuki GSXR1000 - Katie McCarter	7	11:21.976	24.102	2.627	89.91	1:35.324	2
12	20	Connor SWYER	Suzuki GSXR 1000 K6 - WSC Performance & lleithyr t	7	11:24.398	26.524	2.422	89.59	1:35.591	7
13	19	Tyler DONOVAN	Kawasaki ZX10R -	7	11:28.368	30.494	3.970	89.07	1:37.210	4
14	460	Simon GATES	Yamaha YZF R1 - No Tallentino Racing Team FATI	7	11:35.889	38.015	7.521	88.11	1:38.171	6
15	4	Hayden KILLWORTH	Kawasaki ZX10R - Stacey Killworth & Alex Killworth	7	11:40.471	42.597	4.582	87.53	1:38.499	6
16	84	Ricardo BRANCO	Yamaha R1 - IMP Racing	7	11:48.285	50.411	7.814	86.57	1:39.718	4
17	80	Mark OVEL	Yamaha R1 - I NEED A SPONSOR	7	11:52.378	54.504	4.093	86.07	1:39.643	7
18	112	Scott WEST	Suzuki GSXR1000 -	7	11:52.992	55.118	0.614	86.00	1:39.459	6
19	36*	Alan MORGAN	Suzuki GSXR 1000 - Little Duck Racing	7	11:58.076	1:00.202	5.084	85.39	1:39.398	2
20	21	Danny BRENNAN	Suzuki GSXR 1000 -	7	12:12.347	1:14.473	14.271	83.72	1:41.944	7
21	888	Paul FAGG	Yamaha R1 4C8 -	7	12:13.483	1:15.609	1.136	83.59	1:42.382	2
22	24	Mark REYNOLDS	Aprilia MILLE -	7	12:18.736	1:20.862	5.253	83.00	1:43.808	2
23	103	Craig GOFFORD	Yamaha R1 4XV - Guardian warm roofs, Meala Rac	7	12:44.076	1:46.202	25.340	80.25	1:47.046	2

NOT CLASSIFIED

DNF	13	Doug EDMONDSON	Yamaha R1 - Stan Stephens Tuning	6	9:50.939	1 Lap	1 Lap	88.94	1:36.913	2
DNF	258*	Ande FRIEND	Kawasaki ZX10R - Flying colours Motorcycle Trainin	6	9:51.006	1 Lap	0.066	88.93	1:37.170	4
DNF	71	Ritchie THORNTON	Kawasaki ZX7R - Team 71	4	6:48.214	3 Laps	2 Laps	85.83	1:38.420	4
DNF	8	Dave SAUNDERS	Suzuki GSXR1000 - Mum/Dad/JW MOT/Parks Utility	0						

FASTEST LAP

	28	Greg ALLSOP	Yamaha R1 - Allsop Construction Services ltd	2	1:32.871			94.32 mph	151.79 kph	
--	----	-------------	--	---	----------	--	--	-----------	------------	--

* Bikes 36 & 258 - Please fit a working transponder
92.5% of Race Speed = 86.21 mph

Weather / Track : Sunny / Dry

These results are provisional until the conclusion of any judicial and technical matters.

Race Distance: 7 Laps / 17.03 miles

Brands Hatch GP: 2.4332 miles

Date: 17/07/2022 Start: 12:53 Finish: 13:04

Clerk Of Course :	Stewards :	Timekeeper : <i>Craig Smith</i>
-------------------	------------	------------------------------------

Results can be found at www.tsl-timing.com

Printed - 13:06 Sunday, 17 July 2022



BMCRC - MRO Championships 2022 - Rnd 6 @ Brands Hatch GP

Thunderbike Ultra

RACE 8 - LAP CHART

LAP 1 @ 12:55:28.282

NO	BEHIND	LAP TIME
28		1:38.138
11	0.079	1:38.217
275	1.075	1:39.213
45	2.410	1:40.548
47	2.487	1:40.625
5	2.583	1:40.721
102	3.027	1:41.165
7	3.181	1:41.319
334	3.426	1:41.564
63	3.956	1:42.094
19	4.466	1:42.604
60	5.127	1:43.265
13	5.724	1:43.862
258	6.269	1:44.407
20	6.460	1:44.598
460	7.021	1:45.159
84	9.577	1:47.715
4	9.855	1:47.993
80	10.411	1:48.549
36	10.574	1:48.712
112	10.824	1:48.962
71	11.963	1:50.101
24	12.685	1:50.823
21	13.650	1:51.788
888	14.591	1:52.729
103	18.619	1:56.757

LAP 2 @ 12:57:01.153

NO	BEHIND	LAP TIME
28		1:32.871
11	0.201	1:32.993
275	1.805	1:33.601
45	3.738	1:34.199
7	3.823	1:33.513
47	4.212	1:34.596
5	4.339	1:34.627
102	4.650	1:34.494
334	5.068	1:34.513
63	6.519	1:35.434
60	7.580	1:35.324
19	9.211	1:37.616
13	9.766	1:36.913
258	10.742	1:37.344
20	11.062	1:37.473
460	12.480	1:38.330
4	16.448	1:39.464
84	16.804	1:40.098
36	17.101	1:39.398
80	17.901	1:40.361
112	18.226	1:40.273
71	18.397	1:39.305
24	23.622	1:43.808
21	23.848	1:43.069
888	24.102	1:42.382
103	32.794	1:47.046

LAP 3 @ 12:58:34.104

NO	BEHIND	LAP TIME
28		1:32.951
11	0.233	1:32.983
275	2.548	1:33.694
7	4.782	1:33.910

45	4.994	1:34.207
102	6.349	1:34.650
47	6.729	1:35.468
5	6.854	1:35.466
334	7.136	1:35.019
63	9.327	1:35.759
60	10.636	1:36.007
19	13.563	1:37.303
13	13.965	1:37.150
258	15.273	1:37.482
20	15.440	1:37.329
460	18.310	1:38.781
4	22.317	1:38.820
84	24.324	1:40.471
36	25.140	1:40.990
80	25.548	1:40.598
112	25.674	1:40.399
71	25.834	1:40.388
21	34.114	1:43.217
888	35.606	1:44.455
24	36.422	1:45.751
103	49.186	1:49.343

LAP 4 @ 13:00:07.596

NO	BEHIND	LAP TIME
28		1:33.492
11	0.250	1:33.509
275	3.453	1:34.397
45	5.995	1:34.493
7	6.085	1:34.795
102	6.805	1:33.948
47	8.453	1:35.216
334	8.587	1:34.943
5	8.922	1:35.560
63	13.037	1:37.202
60	13.842	1:36.698
19	17.281	1:37.210
13	18.203	1:37.730
20	18.510	1:36.562
258	18.951	1:37.170
460	23.127	1:38.309
4	27.325	1:38.500
84	30.550	1:39.718
71	30.762	1:38.420
36	32.607	1:40.959
80	32.817	1:40.761
112	33.026	1:40.844
21	45.046	1:44.424
888	45.051	1:42.937
24	47.351	1:44.421
103	1:03.818	1:48.124

LAP 5 @ 13:01:41.373

NO	BEHIND	LAP TIME
28		1:33.777
11	0.226	1:33.753
275	4.628	1:34.952
7	6.915	1:34.607
45	7.561	1:35.343
102	7.768	1:34.740
334	10.940	1:36.130
47	10.973	1:36.297
5	11.117	1:35.972
63	14.972	1:35.712
60	16.900	1:36.835

19	21.676	1:38.172
20	21.795	1:37.062
13	22.076	1:37.650
258	22.356	1:37.182
460	27.530	1:38.180
4	32.061	1:38.513
84	37.028	1:40.255
80	41.810	1:42.770
36	42.129	1:43.299
112	42.235	1:42.986
888	55.357	1:44.083
21	55.675	1:44.406
24	58.211	1:44.637
103	1:17.980	1:47.939

LAP 6 @ 13:03:14.626

NO	BEHIND	LAP TIME
28		1:33.253
11	0.586	1:33.613
275	6.428	1:35.053
7	8.327	1:34.665
45	8.509	1:34.201
102	8.704	1:34.189
334	12.052	1:34.365
5	13.395	1:35.531
47	14.809	1:37.089
63	18.481	1:36.762
60	20.061	1:36.414
20	24.325	1:35.783
19	26.049	1:37.626
13	26.457	1:37.634
258	26.523	1:37.420
460	32.448	1:38.171
4	37.307	1:38.499
84	43.926	1:40.151
80	48.253	1:39.696
112	48.441	1:39.459
36	51.157	1:42.281
21	1:05.921	1:43.499
888	1:06.250	1:44.146
24	1:09.943	1:44.985
103	1:32.340	1:47.613

LAP 7 @ 13:04:48.018

NO	BEHIND	LAP TIME
28		1:33.392
11	0.963	1:33.769
275	8.254	1:35.218
45	8.548	1:33.431
7	8.674	1:33.739
102	9.078	1:33.766
334	13.123	1:34.463
5	14.450	1:34.447
47	19.434	1:38.017
63	21.475	1:36.386
60	24.102	1:37.433
20	26.524	1:35.591
19	30.494	1:37.837
460	38.015	1:38.959
4	42.597	1:38.682
84	50.411	1:39.877
80	54.504	1:39.643
112	55.118	1:40.069
36	1:00.202	1:42.437
21	1:14.473	1:41.944

BMCRC - MRO Championships 2022 - Rnd 6 @ Brands Hatch GP

Thunderbike Ultra

RACE 8 - SECTOR ANALYSIS



SECTOR 1 = FL to I1, SECTOR 2 = I1 to I2, SECTOR 3 = I2 to FL, DIFF = Difference To Personal Best Lap, P = Crossed Finish Line in Pit Lane, D = Time Disallowed

P1 28 U		Greg ALLSOP		Yamaha R1 - Allsop Construction Services Ltd			
IDEAL LAP TIME : 1:32.606		BEST LAP TIME : 1:32.871		DIFFERENCE : 0.265			
LAP	SECTOR 1	SECTOR 2	SECTOR 3	LAP TIME	MPH	DIFF	TIME OF DAY
1 -		41.817	22.007	1:38.138	89.25	5.267	12:55:28.282
2 -	29.953	41.474	21.444	1:32.871 (1)	94.32		12:57:01.153
3 -	29.730	41.745	21.476	1:32.951 (2)	94.24	0.080	12:58:34.104
4 -	29.688	42.017	21.787	1:33.492	93.69	0.621	13:00:07.596
5 -	29.910	42.204	21.663	1:33.777	93.41	0.906	13:01:41.373
6 -	29.951	41.625	21.677	1:33.253 (3)	93.93	0.382	13:03:14.626
7 -	29.788	41.749	21.855	1:33.392	93.79	0.521	13:04:48.018

P2 11 U		Josh HARVEY		Yamaha R1 4C8 - NR Racing			
IDEAL LAP TIME : 1:32.617		BEST LAP TIME : 1:32.983		DIFFERENCE : 0.366			
LAP	SECTOR 1	SECTOR 2	SECTOR 3	LAP TIME	MPH	DIFF	TIME OF DAY
1 -		41.765	21.902	1:38.217	89.18	5.234	12:55:28.361
2 -	30.095	41.443	21.455	1:32.993 (2)	94.19	0.010	12:57:01.354
3 -	29.757	41.679	21.547	1:32.983 (1)	94.20		12:58:34.337
4 -	29.719	41.943	21.847	1:33.509 (3)	93.67	0.526	13:00:07.846
5 -	29.831	42.226	21.696	1:33.753	93.43	0.770	13:01:41.599
6 -	29.959	41.923	21.731	1:33.613	93.57	0.630	13:03:15.212
7 -	29.929	41.990	21.850	1:33.769	93.41	0.786	13:04:48.981

P3 275 U		Mark WILBY		Suzuki GSXR 1000 K6 - Cheesy Wotsits			
IDEAL LAP TIME : 1:33.497		BEST LAP TIME : 1:33.601		DIFFERENCE : 0.104			
LAP	SECTOR 1	SECTOR 2	SECTOR 3	LAP TIME	MPH	DIFF	TIME OF DAY
1 -		42.268	22.000	1:39.213	88.29	5.612	12:55:29.357
2 -	29.961	41.854	21.786	1:33.601 (1)	93.58		12:57:02.958
3 -	29.857	41.903	21.934	1:33.694 (2)	93.49	0.093	12:58:36.652
4 -	30.031	42.261	22.105	1:34.397 (3)	92.79	0.796	13:00:11.049
5 -	30.554	42.314	22.084	1:34.952	92.25	1.351	13:01:46.001
6 -	30.765	42.192	22.096	1:35.053	92.15	1.452	13:03:21.054
7 -	30.679	42.323	22.216	1:35.218	91.99	1.617	13:04:56.272

P4 45 U		Chad HASHMI		Suzuki GSXR1000 -			
IDEAL LAP TIME : 1:33.387		BEST LAP TIME : 1:33.431		DIFFERENCE : 0.044			
LAP	SECTOR 1	SECTOR 2	SECTOR 3	LAP TIME	MPH	DIFF	TIME OF DAY
1 -		42.686	22.139	1:40.548	87.12	7.117	12:55:30.692
2 -	30.090	42.114	21.995	1:34.199 (2)	92.99	0.768	12:57:04.891
3 -	30.115	42.192	21.900	1:34.207	92.98	0.776	12:58:39.098
4 -	30.104	42.363	22.026	1:34.493	92.70	1.062	13:00:13.591
5 -	31.228	42.001	22.114	1:35.343	91.87	1.912	13:01:48.934
6 -	30.385	41.836	21.980	1:34.201 (3)	92.99	0.770	13:03:23.135
7 -	29.983	41.504	21.944	1:33.431 (1)	93.75		13:04:56.566

P5 7 U		Seb JENKINS		Suzuki GSX-R 1000 - Long hours and hard graft			
IDEAL LAP TIME : 1:33.235		BEST LAP TIME : 1:33.513		DIFFERENCE : 0.278			
LAP	SECTOR 1	SECTOR 2	SECTOR 3	LAP TIME	MPH	DIFF	TIME OF DAY
1 -		42.844	22.252	1:41.319	86.45	7.806	12:55:31.463
2 -	30.099	41.936	21.478	1:33.513 (1)	93.67		12:57:04.976
3 -	30.186	41.658	22.066	1:33.910 (3)	93.27	0.397	12:58:38.886
4 -	30.522	42.324	21.949	1:34.795	92.40	1.282	13:00:13.681
5 -	30.449	42.161	21.997	1:34.607	92.59	1.094	13:01:48.288
6 -	30.444	42.160	22.061	1:34.665	92.53	1.152	13:03:22.953
7 -	30.332	41.665	21.742	1:33.739 (2)	93.44	0.226	13:04:56.692

BMCRC - MRO Championships 2022 - Rnd 6 @ Brands Hatch GP

Thunderbike Ultra

RACE 8 - SECTOR ANALYSIS



SECTOR 1 = FL to I1, SECTOR 2 = I1 to I2, SECTOR 3 = I2 to FL, DIFF = Difference To Personal Best Lap, P = Crossed Finish Line in Pit Lane, D = Time Disallowed

P6		102 U		James FEARN		Suzuki GSXR1000 - Jwf tiling, palmer race skool, the factory	
IDEAL LAP TIME : 1:33.589		BEST LAP TIME : 1:33.766		DIFFERENCE : 0.177			
LAP	SECTOR 1	SECTOR 2	SECTOR 3	LAP TIME	MPH	DIFF	TIME OF DAY
1 -		43.123	22.152	1:41.165	86.58	7.399	12:55:31.309
2 -	30.694	42.094	21.706	1:34.494	92.70	0.728	12:57:05.803
3 -	30.462	42.199	21.989	1:34.650	92.54	0.884	12:58:40.453
4 -	30.239	41.876	21.833	1:33.948 (2)	93.24	0.182	13:00:14.401
5 -	30.587	42.203	21.950	1:34.740	92.46	0.974	13:01:49.141
6 -	30.326	41.927	21.936	1:34.189 (3)	93.00	0.423	13:03:23.330
7 -	30.351	41.644	21.771	1:33.766 (1)	93.42		13:04:57.096

P7		334 U		Anthony BRANDISH		Suzuki GSXR 1000 - BW bespoke developments ltd	
IDEAL LAP TIME : 1:34.043		BEST LAP TIME : 1:34.365		DIFFERENCE : 0.322			
LAP	SECTOR 1	SECTOR 2	SECTOR 3	LAP TIME	MPH	DIFF	TIME OF DAY
1 -		43.344	22.000	1:41.564	86.24	7.199	12:55:31.708
2 -	30.515	42.203	21.795	1:34.513 (3)	92.68	0.148	12:57:06.221
3 -	30.364	42.623	22.032	1:35.019	92.19	0.654	12:58:41.240
4 -	30.544	42.263	22.136	1:34.943	92.26	0.578	13:00:16.183
5 -	30.594	43.102	22.434	1:36.130	91.12	1.765	13:01:52.313
6 -	30.069	42.359	21.937	1:34.365 (1)	92.82		13:03:26.678
7 -	30.320	42.372	21.771	1:34.463 (2)	92.73	0.098	13:05:01.141

P8		5 U		Stacey KILLWORTH		Suzuki GSXR 1000 - Greenplant/Everns	
IDEAL LAP TIME : 1:34.234		BEST LAP TIME : 1:34.447		DIFFERENCE : 0.213			
LAP	SECTOR 1	SECTOR 2	SECTOR 3	LAP TIME	MPH	DIFF	TIME OF DAY
1 -		42.670	21.994	1:40.721	86.97	6.274	12:55:30.865
2 -	30.544	42.299	21.784	1:34.627 (2)	92.57	0.180	12:57:05.492
3 -	30.501	42.676	22.289	1:35.466 (3)	91.75	1.019	12:58:40.958
4 -	30.577	42.882	22.101	1:35.560	91.66	1.113	13:00:16.518
5 -	30.518	43.033	22.421	1:35.972	91.27	1.525	13:01:52.490
6 -	31.023	42.513	21.995	1:35.531	91.69	1.084	13:03:28.021
7 -	30.165	42.285	21.997	1:34.447 (1)	92.74		13:05:02.468

P9		47 U		Daryl DANCE		Yamaha YZF R1 - 2 brothers scaffolding	
IDEAL LAP TIME : 1:34.596		BEST LAP TIME : 1:34.596		DIFFERENCE : 0.000			
LAP	SECTOR 1	SECTOR 2	SECTOR 3	LAP TIME	MPH	DIFF	TIME OF DAY
1 -		42.925	22.042	1:40.625	87.05	6.029	12:55:30.769
2 -	30.430	42.147	22.019	1:34.596 (1)	92.60		12:57:05.365
3 -	30.437	42.452	22.579	1:35.468 (3)	91.75	0.872	12:58:40.833
4 -	30.469	42.500	22.247	1:35.216 (2)	91.99	0.620	13:00:16.049
5 -	30.655	42.943	22.699	1:36.297	90.96	1.701	13:01:52.346
6 -	31.106	43.539	22.444	1:37.089	90.22	2.493	13:03:29.435
7 -	31.393	43.871	22.753	1:38.017	89.37	3.421	13:05:07.452

P10		63 U		Matthew WREN		Suzuki GSXR - TBR performance	
IDEAL LAP TIME : 1:35.326		BEST LAP TIME : 1:35.434		DIFFERENCE : 0.108			
LAP	SECTOR 1	SECTOR 2	SECTOR 3	LAP TIME	MPH	DIFF	TIME OF DAY
1 -		42.983	22.202	1:42.094	85.80	6.660	12:55:32.238
2 -	30.571	42.559	22.304	1:35.434 (1)	91.78		12:57:07.672
3 -	30.683	42.619	22.457	1:35.759 (3)	91.47	0.325	12:58:43.431
4 -	31.478	43.213	22.511	1:37.202	90.11	1.768	13:00:20.633
5 -	30.759	42.668	22.285	1:35.712 (2)	91.52	0.278	13:01:56.345
6 -	31.505	42.940	22.317	1:36.762	90.52	1.328	13:03:33.107
7 -	31.212	42.553	22.621	1:36.386	90.88	0.952	13:05:09.493

BMCRC - MRO Championships 2022 - Rnd 6 @ Brands Hatch GP

Thunderbike Ultra

RACE 8 - SECTOR ANALYSIS



SECTOR 1 = FL to I1, SECTOR 2 = I1 to I2, SECTOR 3 = I2 to FL, DIFF = Difference To Personal Best Lap, P = Crossed Finish Line in Pit Lane, D = Time Disallowed

P11 60 U		Liam McCARTER		Suzuki GSXR1000 - Katie McCarter			
IDEAL LAP TIME : 1:35.324		BEST LAP TIME : 1:35.324		DIFFERENCE : 0.000			
LAP	SECTOR 1	SECTOR 2	SECTOR 3	LAP TIME	MPH	DIFF	TIME OF DAY
1 -		43.932	22.349	1:43.265	84.82	7.941	12:55:33.409
2 -	30.861	42.300	22.163	1:35.324 (1)	91.89		12:57:08.733
3 -	30.926	42.854	22.227	1:36.007 (2)	91.24	0.683	12:58:44.740
4 -	30.956	43.312	22.430	1:36.698	90.58	1.374	13:00:21.438
5 -	31.095	43.183	22.557	1:36.835	90.46	1.511	13:01:58.273
6 -	31.057	42.860	22.497	1:36.414 (3)	90.85	1.090	13:03:34.687
7 -	31.585	43.232	22.616	1:37.433	89.90	2.109	13:05:12.120

P12 20 U		Connor SWYER		Suzuki GSXR 1000 K6 - WSC Performace & lleithyr farm & dad			
IDEAL LAP TIME : 1:35.311		BEST LAP TIME : 1:35.591		DIFFERENCE : 0.280			
LAP	SECTOR 1	SECTOR 2	SECTOR 3	LAP TIME	MPH	DIFF	TIME OF DAY
1 -		43.729	23.013	1:44.598	83.74	9.007	12:55:34.742
2 -	31.449	43.421	22.603	1:37.473	89.86	1.882	12:57:12.215
3 -	31.273	43.460	22.596	1:37.329	90.00	1.738	12:58:49.544
4 -	30.356	43.564	22.642	1:36.562 (3)	90.71	0.971	13:00:26.106
5 -	30.970	43.270	22.822	1:37.062	90.24	1.471	13:02:03.168
6 -	30.532	42.833	22.418	1:35.783 (2)	91.45	0.192	13:03:38.951
7 -	30.581	42.537	22.473	1:35.591 (1)	91.63		13:05:14.542

P13 19 U		Tyler DONOVAN		Kawasaki ZX10R -			
IDEAL LAP TIME : 1:36.639		BEST LAP TIME : 1:37.210		DIFFERENCE : 0.571			
LAP	SECTOR 1	SECTOR 2	SECTOR 3	LAP TIME	MPH	DIFF	TIME OF DAY
1 -		43.251	22.288	1:42.604	85.37	5.394	12:55:32.748
2 -	31.234	43.728	22.654	1:37.616 (3)	89.73	0.406	12:57:10.364
3 -	31.403	43.117	22.783	1:37.303 (2)	90.02	0.093	12:58:47.667
4 -	31.354	43.182	22.674	1:37.210 (1)	90.11		13:00:24.877
5 -	31.423	43.745	23.004	1:38.172	89.22	0.962	13:02:03.049
6 -	31.469	43.279	22.878	1:37.626	89.72	0.416	13:03:40.675
7 -	31.258	43.677	22.902	1:37.837	89.53	0.627	13:05:18.512

P14 460 U		Simon GATES		Yamaha YZF R1 - No Tallentino Racing Team FATI			
IDEAL LAP TIME : 1:37.894		BEST LAP TIME : 1:38.171		DIFFERENCE : 0.277			
LAP	SECTOR 1	SECTOR 2	SECTOR 3	LAP TIME	MPH	DIFF	TIME OF DAY
1 -		44.079	22.754	1:45.159	83.30	6.988	12:55:35.303
2 -	31.829	43.772	22.729	1:38.330	89.08	0.159	12:57:13.633
3 -	32.163	43.750	22.868	1:38.781	88.67	0.610	12:58:52.414
4 -	31.894	43.818	22.597	1:38.309 (3)	89.10	0.138	13:00:30.723
5 -	32.063	43.625	22.492	1:38.180 (2)	89.22	0.009	13:02:08.903
6 -	31.789	43.613	22.769	1:38.171 (1)	89.23		13:03:47.074
7 -	32.175	43.988	22.796	1:38.959	88.51	0.788	13:05:26.033

P15 4 U		Hayden KILLWORTH		Kawasaki ZX10R - Stacey Killworth & Alex Killworth			
IDEAL LAP TIME : 1:37.765		BEST LAP TIME : 1:38.499		DIFFERENCE : 0.734			
LAP	SECTOR 1	SECTOR 2	SECTOR 3	LAP TIME	MPH	DIFF	TIME OF DAY
1 -		45.466	23.401	1:47.993	81.11	9.494	12:55:38.137
2 -	31.826	44.733	22.905	1:39.464	88.07	0.965	12:57:17.601
3 -	31.460	44.114	23.246	1:38.820	88.64	0.321	12:58:56.421
4 -	31.399	43.866	23.235	1:38.500 (2)	88.93	0.001	13:00:34.921
5 -	31.377	43.935	23.201	1:38.513 (3)	88.92	0.014	13:02:13.434
6 -	31.153	43.707	23.639	1:38.499 (1)	88.93		13:03:51.933
7 -	31.524	44.143	23.015	1:38.682	88.76	0.183	13:05:30.615

BMCRC - MRO Championships 2022 - Rnd 6 @ Brands Hatch GP

Thunderbike Ultra

RACE 8 - SECTOR ANALYSIS



SECTOR 1 = FL to I1, SECTOR 2 = I1 to I2, SECTOR 3 = I2 to FL, DIFF = Difference To Personal Best Lap, P = Crossed Finish Line in Pit Lane, D = Time Disallowed

P16 84 U		Ricardo BRANCO		Yamaha R1 - IMP Racing			
IDEAL LAP TIME : 1:39.211		BEST LAP TIME : 1:39.718		DIFFERENCE : 0.507			
LAP	SECTOR 1	SECTOR 2	SECTOR 3	LAP TIME	MPH	DIFF	TIME OF DAY
1 -		45.628	23.288	1:47.715	81.32	7.997	12:55:37.859
2 -	31.869	45.156	23.073	1:40.098 (3)	87.51	0.380	12:57:17.957
3 -	31.887	45.206	23.378	1:40.471	87.18	0.753	12:58:58.428
4 -	31.703	45.073	22.942	1:39.718 (1)	87.84		13:00:38.146
5 -	32.372	44.566	23.317	1:40.255	87.37	0.537	13:02:18.401
6 -	31.892	45.104	23.155	1:40.151	87.46	0.433	13:03:58.552
7 -	31.924	44.852	23.101	1:39.877 (2)	87.70	0.159	13:05:38.429

P17 80 U		Mark OVEL		Yamaha R1 - I NEED A SPONSOR			
IDEAL LAP TIME : 1:39.222		BEST LAP TIME : 1:39.643		DIFFERENCE : 0.421			
LAP	SECTOR 1	SECTOR 2	SECTOR 3	LAP TIME	MPH	DIFF	TIME OF DAY
1 -		45.574	23.434	1:48.549	80.69	8.906	12:55:38.693
2 -	32.466	44.667	23.228	1:40.361 (3)	87.28	0.718	12:57:19.054
3 -	32.201	44.961	23.436	1:40.598	87.07	0.955	12:58:59.652
4 -	32.039	45.381	23.341	1:40.761	86.93	1.118	13:00:40.413
5 -	32.951	46.205	23.614	1:42.770	85.23	3.127	13:02:23.183
6 -	31.980	44.678	23.038	1:39.696 (2)	87.86	0.053	13:04:02.879
7 -	32.096	44.204	23.343	1:39.643 (1)	87.91		13:05:42.522

P18 112 U		Scott WEST		Suzuki GSXR1000 -			
IDEAL LAP TIME : 1:39.459		BEST LAP TIME : 1:39.459		DIFFERENCE : 0.000			
LAP	SECTOR 1	SECTOR 2	SECTOR 3	LAP TIME	MPH	DIFF	TIME OF DAY
1 -		45.700	23.363	1:48.962	80.39	9.503	12:55:39.106
2 -	32.346	44.764	23.163	1:40.273 (3)	87.35	0.814	12:57:19.379
3 -	32.088	45.070	23.241	1:40.399	87.25	0.940	12:58:59.778
4 -	32.317	45.371	23.156	1:40.844	86.86	1.385	13:00:40.622
5 -	32.743	46.420	23.823	1:42.986	85.05	3.527	13:02:23.608
6 -	32.011	44.645	22.803	1:39.459 (1)	88.07		13:04:03.067
7 -	32.013	45.034	23.022	1:40.069 (2)	87.53	0.610	13:05:43.136

P19 36 U		Alan MORGAN		Suzuki GSXR 1000 - Little Duck Racing			
IDEAL LAP TIME :		BEST LAP TIME : 1:39.398		DIFFERENCE :			
LAP	SECTOR 1	SECTOR 2	SECTOR 3	LAP TIME	MPH	DIFF	TIME OF DAY
1 -				1:48.712	80.57	9.314	12:55:38.856
2 -				1:39.398 (1)	88.12		12:57:18.254
3 -				1:40.990 (3)	86.73	1.592	12:58:59.244
4 -				1:40.959 (2)	86.76	1.561	13:00:40.203
5 -				1:43.299	84.80	3.901	13:02:23.502
6 -				1:42.281	85.64	2.883	13:04:05.783
7 -				1:42.437	85.51	3.039	13:05:48.220

P20 21 U		Danny BRENNAN		Suzuki GSXR 1000 -			
IDEAL LAP TIME : 1:41.944		BEST LAP TIME : 1:41.944		DIFFERENCE : 0.000			
LAP	SECTOR 1	SECTOR 2	SECTOR 3	LAP TIME	MPH	DIFF	TIME OF DAY
1 -		46.000	24.289	1:51.788	78.36	9.844	12:55:41.932
2 -	32.907	45.361	24.801	1:43.069 (2)	84.99	1.125	12:57:25.001
3 -	33.104	45.636	24.477	1:43.217 (3)	84.86	1.273	12:59:08.218
4 -	33.339	46.704	24.381	1:44.424	83.88	2.480	13:00:52.642
5 -	34.259	45.869	24.278	1:44.406	83.90	2.462	13:02:37.048
6 -	32.868	46.471	24.160	1:43.499	84.63	1.555	13:04:20.547
7 -	32.733	45.217	23.994	1:41.944 (1)	85.92		13:06:02.491

BMCRC - MRO Championships 2022 - Rnd 6 @ Brands Hatch GP

Thunderbike Ultra

RACE 8 - SECTOR ANALYSIS



SECTOR 1 = FL to I1, SECTOR 2 = I1 to I2, SECTOR 3 = I2 to FL, DIFF = Difference To Personal Best Lap, P = Crossed Finish Line in Pit Lane, D = Time Disallowed

P21 888 U Paul FAGG		Yamaha R1 4C8 -					
IDEAL LAP TIME : 1:41.922		BEST LAP TIME : 1:42.382		DIFFERENCE : 0.460			
LAP	SECTOR 1	SECTOR 2	SECTOR 3	LAP TIME	MPH	DIFF	TIME OF DAY
1 -		46.522	24.059	1:52.729	77.70	10.347	12:55:42.873
2 -	33.242	45.436	23.704	1:42.382 (1)	85.56		12:57:25.255
3 -	33.916	46.494	24.045	1:44.455	83.86	2.073	12:59:09.710
4 -	33.294	45.471	24.172	1:42.937 (3)	85.09	0.555	13:00:52.647
5 -	34.066	45.588	24.429	1:44.083	84.16	1.701	13:02:36.730
6 -	33.899	46.059	24.188	1:44.146	84.11	1.764	13:04:20.876
7 -	33.801	44.976	23.974	1:42.751 (2)	85.25	0.369	13:06:03.627

P22 24 U Mark REYNOLDS		Aprilia MILLE -					
IDEAL LAP TIME : 1:43.191		BEST LAP TIME : 1:43.808		DIFFERENCE : 0.617			
LAP	SECTOR 1	SECTOR 2	SECTOR 3	LAP TIME	MPH	DIFF	TIME OF DAY
1 -		46.354	24.139	1:50.823	79.04	7.015	12:55:40.967
2 -	33.052	46.000	24.756	1:43.808 (1)	84.38		12:57:24.775
3 -	33.842	47.143	24.766	1:45.751	82.83	1.943	12:59:10.526
4 -	33.602	46.523	24.296	1:44.421 (3)	83.88	0.613	13:00:54.947
5 -	33.828	46.527	24.282	1:44.637	83.71	0.829	13:02:39.584
6 -	33.613	46.602	24.770	1:44.985	83.43	1.177	13:04:24.569
7 -	33.336	46.633	24.342	1:44.311 (2)	83.97	0.503	13:06:08.880

P23 103 U Craig GOFFORD		Yamaha R1 4XV - Guardian warm roofs, Meala Racing Develop					
IDEAL LAP TIME : 1:46.073		BEST LAP TIME : 1:47.046		DIFFERENCE : 0.973			
LAP	SECTOR 1	SECTOR 2	SECTOR 3	LAP TIME	MPH	DIFF	TIME OF DAY
1 -		48.021	25.158	1:56.757	75.02	9.711	12:55:46.901
2 -	33.903	47.642	25.501	1:47.046 (1)	81.83		12:57:33.947
3 -	35.702	47.983	25.658	1:49.343	80.11	2.297	12:59:23.290
4 -	35.456	47.703	24.965	1:48.124	81.01	1.078	13:01:11.414
5 -	34.976	47.863	25.100	1:47.939	81.15	0.893	13:02:59.353
6 -	34.726	48.234	24.653	1:47.613 (3)	81.40	0.567	13:04:46.966
7 -	33.778	48.291	25.185	1:47.254 (2)	81.67	0.208	13:06:34.220

P24 13 U Doug EDMONDSON		Yamaha R1 - Stan Stephens Tuning					
IDEAL LAP TIME : 1:36.831		BEST LAP TIME : 1:36.913		DIFFERENCE : 0.082			
LAP	SECTOR 1	SECTOR 2	SECTOR 3	LAP TIME	MPH	DIFF	TIME OF DAY
1 -		43.677	22.646	1:43.862	84.34	6.949	12:55:34.006
2 -	30.985	43.238	22.690	1:36.913 (1)	90.38		12:57:10.919
3 -	31.267	43.236	22.647	1:37.150 (2)	90.16	0.237	12:58:48.069
4 -	31.689	43.327	22.714	1:37.730	89.63	0.817	13:00:25.799
5 -	31.120	43.866	22.664	1:37.650	89.70	0.737	13:02:03.449
6 -	31.484	43.467	22.683	1:37.634 (3)	89.72	0.721	13:03:41.083

P25 258 U Ande FRIEND		Kawasaki ZX10R - Flying colours Motorcycle Training					
IDEAL LAP TIME :		BEST LAP TIME : 1:37.170		DIFFERENCE :			
LAP	SECTOR 1	SECTOR 2	SECTOR 3	LAP TIME	MPH	DIFF	TIME OF DAY
1 -				1:44.407	83.90	7.237	12:55:34.551
2 -				1:37.344 (3)	89.98	0.174	12:57:11.895
3 -				1:37.482	89.86	0.312	12:58:49.377
4 -				1:37.170 (1)	90.14		13:00:26.547
5 -				1:37.182 (2)	90.13	0.012	13:02:03.729
6 -				1:37.420	89.91	0.250	13:03:41.149

BMCRC - MRO Championships 2022 - Rnd 6 @ Brands Hatch GP

Thunderbike Ultra

RACE 8 - SECTOR ANALYSIS



SECTOR 1 = FL to I1, SECTOR 2 = I1 to I2, SECTOR 3 = I2 to FL, DIFF = Difference To Personal Best Lap, P = Crossed Finish Line in Pit Lane, D = Time Disallowed

P26 71 U		Ritchie THORNTON		Kawasaki ZX7R - Team 71			
IDEAL LAP TIME : 1:38.125		BEST LAP TIME : 1:38.420		DIFFERENCE : 0.295			
LAP	SECTOR 1	SECTOR 2	SECTOR 3	LAP TIME	MPH	DIFF	TIME OF DAY
1 -		44.811	23.099	1:50.101	79.56	11.681	12:55:40.245
2 -	31.551	44.693	23.061	1:39.305 (2)	88.21	0.885	12:57:19.550
3 -	32.151	45.078	23.159	1:40.388 (3)	87.25	1.968	12:58:59.938
4 -	31.846	43.939	22.635	1:38.420 (1)	89.00		13:00:38.358

BMCRC - MRO Championships 2022 - Rnd 6 @ Brands Hatch GP

Thunderbike Ultra

RACE 8 - BEST SECTORS

SECTOR 1				SECTOR 2				SECTOR 3				IDEAL / BEST COMPARISON			
POS	NO	NAME	TIME	NO	NAME	TIME	NO	NAME	TIME	POS	NO	NAME	IDEAL	BEST	DIFF
												PERFECT LAP	1:32.575		
1	28	ALLSOP	29.688	11	HARVEY	41.443	28	ALLSOP	21.444	1	28	ALLSOP	1:32.606	1:32.871	0.265
2	11	HARVEY	29.719	28	ALLSOP	41.474	11	HARVEY	21.455	2	11	HARVEY	1:32.617	1:32.983	0.366
3	275	WILBY	29.857	45	HASHMI	41.504	7	JENKINS	21.478	3	7	JENKINS	1:33.235	1:33.513	0.278
4	45	HASHMI	29.983	102	FEARN	41.644	102	FEARN	21.706	4	45	HASHMI	1:33.387	1:33.431	0.044
5	334	BRANDISH	30.069	7	JENKINS	41.658	334	BRANDISH	21.771	5	275	WILBY	1:33.497	1:33.601	0.104
6	7	JENKINS	30.099	275	WILBY	41.854	5	KILLWORTH	21.784	6	102	FEARN	1:33.589	1:33.766	0.177
7	5	KILLWORTH	30.165	47	DANCE	42.147	275	WILBY	21.786	7	334	BRANDISH	1:34.043	1:34.365	0.322
8	102	FEARN	30.239	334	BRANDISH	42.203	45	HASHMI	21.900	8	5	KILLWORTH	1:34.234	1:34.447	0.213
9	20	SWYER	30.356	5	KILLWORTH	42.285	47	DANCE	22.019	9	47	DANCE	1:34.596	1:34.596	0.000
10	47	DANCE	30.430	60	McCARTER	42.300	60	McCARTER	22.163	10	20	SWYER	1:35.311	1:35.591	0.280
11	63	WREN	30.571	20	SWYER	42.537	63	WREN	22.202	11	60	McCARTER	1:35.324	1:35.324	0.000
12	60	McCARTER	30.861	63	WREN	42.553	19	DONOVAN	22.288	12	63	WREN	1:35.326	1:35.434	0.108
13	13	EDMONDSON	30.949	19	DONOVAN	43.117	20	SWYER	22.418	13	19	DONOVAN	1:36.639	1:37.210	0.571
14	4	KILLWORTH	31.153	13	EDMONDSON	43.236	460	GATES	22.492	14	13	EDMONDSON	1:36.831	1:36.913	0.082
15	19	DONOVAN	31.234	460	GATES	43.613	71	THORNTON	22.635	15	4	KILLWORTH	1:37.765	1:38.499	0.734
16	71	THORNTON	31.551	4	KILLWORTH	43.707	13	EDMONDSON	22.646	16	460	GATES	1:37.894	1:38.171	0.277
17	84	BRANCO	31.703	71	THORNTON	43.939	112	WEST	22.803	17	71	THORNTON	1:38.125	1:38.420	0.295
18	460	GATES	31.789	80	OVEL	44.204	4	KILLWORTH	22.905	18	84	BRANCO	1:39.211	1:39.718	0.507
19	80	OVEL	31.980	84	BRANCO	44.566	84	BRANCO	22.942	19	80	OVEL	1:39.222	1:39.643	0.421
20	112	WEST	32.011	112	WEST	44.645	80	OVEL	23.038	20	112	WEST	1:39.459	1:39.459	0.000
21	21	BRENNAN	32.733	888	FAGG	44.976	888	FAGG	23.704	21	888	FAGG	1:41.922	1:42.382	0.460
22	24	REYNOLDS	33.052	21	BRENNAN	45.217	21	BRENNAN	23.994	22	21	BRENNAN	1:41.944	1:41.944	0.000
23	888	FAGG	33.242	24	REYNOLDS	46.000	24	REYNOLDS	24.139	23	24	REYNOLDS	1:43.191	1:43.808	0.617
24	103	GOFFORD	33.778	103	GOFFORD	47.642	103	GOFFORD	24.653	24	103	GOFFORD	1:46.073	1:47.046	0.973
25										25	258	FRIEND		1:37.170	
26										26	36	MORGAN		1:39.398	
27															

BMCRC - MRO Championships 2022 - Rnd 6 @ Brands Hatch GP

Thunderbike Ultra

RACE 8 - STATISTICS

Competitors Started 27
Planned Start 2022-07-17 @ 12:40:00.000
Actual Start 2022-07-17 @ 12:53:50.143
Finish Time 2022-07-17 @ 13:04:48.017
Track Length 2.4332mi.
Total Laps 177
Total Distance Covered 430.6922mi.

Session Fastest Lap History

NO	NAME	LAP TIME	TIME OF DAY	LAP	VEHICLE
28	Greg ALLSOP	1:32.871	12:57:01.175	2	Yamaha R1

Session Leader History

NO	NAME	FROM LAP	LAPS LED	DISTANCE	VEHICLE
28	Greg ALLSOP	1	7	17.03 miles	Yamaha R1

Flag History

TYPE	TIME OF DAY
GREEN	12:53:50.143
FINISH	13:04:48.017

Flag Statistics

TYPE	COUNT	TOTAL LAPS	TOTAL TIME
Green	1	7	12:47.439
Red	0	0	0.000
Safety Car	0	0	0.000
FCY	0	0	0.000

BMCRC - MRO Championships 2022 - Rnd 6 @ Brands Hatch GP



Thunderbike Ultra

RACE 18 - GRID (7 Laps)

ROW 10			28	10	Carlo BOTTIGLIERI	
ROW 9		1:47.046	27	103	Craig GOFFORD	1:43.808
			26	24	Mark REYNOLDS	1:42.382
			25	888	Paul FAGG	
ROW 8	1:41.944		24	21	Danny BRENNAN	1:39.718
			23	84	Ricardo BRANCO	1:39.643
			22	80	Mark OVEL	
ROW 7			21	8	Dave SAUNDERS	1:39.459
			20	112	Scott WEST	1:39.398
			19	36	Alan MORGAN	
ROW 6	1:38.499		18	4	Hayden KILLWORTH	1:38.420
			17	71	Ritchie THORNTON	1:38.171
			16	460	Simon GATES	
ROW 5		1:37.210	15	19	Tyler DONOVAN	1:37.170
			14	258	Ande FRIEND	1:36.913
			13	13	Doug EDMONDSON	
ROW 4	1:35.591		12	20	Connor SWYER	1:35.434
			11	63	Matthew WREN	1:35.324
			10	60	Liam McCARTER	
ROW 3		1:34.596	9	47	Daryl DANCE	1:34.447
			8	5	Stacey KILLWORTH	1:34.365
			7	334	Anthony BRANDISH	
ROW 2	1:33.766		6	102	James FEARN	1:33.601
			5	275	Mark WILBY	1:33.513
			4	7	Seb JENKINS	
ROW 1		1:33.431	3	45	Chad HASHMI	1:32.983
			2	11	Josh HARVEY	1:32.871
			1	28	Greg ALLSOP	
					Pole	

Brands Hatch GP: 2.4332 miles

These results are provisional until the conclusion of any judicial and technical matters.

Clerk Of Course :	Stewards :	Timekeeper : <i>Craig Smith</i>
-------------------	------------	------------------------------------

Results can be found at www.tsl-timing.com

Printed - 13:08 Sunday, 17 July 2022



BMCRC - MRO Championships 2022 - Rnd 6 @ Brands Hatch GP



Thunderbike Ultra

RACE 18 - CLASSIFICATION

POS	NO	NAME	ENTRY	LAPS	TIME	GAP	DIFF	MPH	BEST	ON
1	28	Greg ALLSOP	Yamaha R1 - Allsop Construction Services ltd	7	10:56.339			93.42	1:32.594	3
2	11	Josh HARVEY	Yamaha R1 4C8 - NR Racing	7	11:00.049	3.710	3.710	92.90	1:33.347	3
3	275	Mark WILBY	Suzuki GSXR 1000 K6 - Cheesy Wotsits	7	11:03.912	7.573	3.863	92.35	1:33.124	6
4	7	Seb JENKINS	Suzuki GSX-R 1000 - Long hours and hard graft	7	11:05.429	9.090	1.517	92.14	1:33.694	7
5	45	Chad HASHMI	Suzuki GSXR1000 -	7	11:05.827	9.488	0.398	92.09	1:33.450	7
6	102	James FEARN	Suzuki GSXR1000 - Jwf tiling, palmer race skool, th	7	11:12.459	16.120	6.632	91.18	1:34.516	3
7	5	Stacey KILLWORTH	Suzuki GSXR 1000 - Greenplant/Everns	7	11:12.537	16.198	0.078	91.17	1:34.639	3
8	63	Matthew WREN	Suzuki GSXR - TBR performance	7	11:19.054	22.715	6.517	90.30	1:35.212	6
9	47	Daryl DANCE	Yamaha YZF R1 - 2 brothers scaffolding	7	11:19.454	23.115	0.400	90.24	1:35.079	2
10	334	Anthony BRANDISH	Suzuki GSXR 1000 - BW bespoke developments ltd	7	11:19.893	23.554	0.439	90.18	1:35.809	6
11	20	Connor SWYER	Suzuki GSXR 1000 K6 - WSC Performance & lleithyr l	7	11:27.429	31.090	7.536	89.20	1:35.819	6
12	60	Liam McCARTER	Suzuki GSXR1000 - Katie McCarter	7	11:28.138	31.799	0.709	89.10	1:36.757	2
13	13	Doug EDMONDSON	Yamaha R1 - Stan Stephens Tuning	7	11:34.515	38.176	6.377	88.29	1:37.480	6
14	258	Ande FRIEND	Kawasaki ZX10R - Flying colours Motorcycle Trainin	7	11:38.412	42.073	3.897	87.79	1:38.206	5
15	460	Simon GATES	Yamaha YZF R1 - No Tallentino Racing Team FATI	7	11:38.678	42.339	0.266	87.76	1:37.655	7
16	84	Ricardo BRANCO	Yamaha R1 - IMP Racing	7	11:47.685	51.346	9.007	86.64	1:39.528	6
17	112	Scott WEST	Suzuki GSXR1000 -	7	11:48.600	52.261	0.915	86.53	1:38.842	7
18	4	Hayden KILLWORTH	Kawasaki ZX10R - Stacey Killworth & Alex Killworth	7	11:49.040	52.701	0.440	86.48	1:38.919	7
19	8	Dave SAUNDERS	Suzuki GSXR1000 - Mum/Dad/JW MOT/Parks Utility	7	11:49.294	52.955	0.254	86.45	1:38.997	7
20	888	Paul FAGG	Yamaha R1 4C8 -	7	11:52.111	55.772	2.817	86.10	1:39.644	6
21	21	Danny BRENNAN	Suzuki GSXR 1000 -	7	12:09.433	1:13.094	17.322	84.06	1:42.377	3
22	103	Craig GOFFORD	Yamaha R1 4XV - Guardian warm roofs, Meala Rac	7	12:39.948	1:43.609	30.515	80.68	1:45.952	7

NOT CLASSIFIED

DNF	80	Mark OVEL	Yamaha R1 - I NEED A SPONSOR	5	8:37.143	2 Laps	2 Laps	84.69	1:41.295	3
DNF	19	Tyler DONOVAN	Kawasaki ZX10R -	1	1:46.032	6 Laps	4 Laps	82.61		

FASTEST LAP

28	Greg ALLSOP	Yamaha R1 - Allsop Construction Services ltd	3	1:32.594	94.60 mph	152.25 kph
----	-------------	--	---	----------	-----------	------------

92.5% of Race Speed = 86.41 mph

Weather / Track : Sunny / Dry

These results are provisional until the conclusion of any judicial and technical matters.

Race Distance: 7 Laps / 17.03 miles

Brands Hatch GP: 2.4332 miles

Date: 17/07/2022 Start: 16:45 Finish: 16:56

Clerk Of Course :	Stewards :	Timekeeper : <i>Craig Smith</i>
-------------------	------------	------------------------------------

Results can be found at www.tsl-timing.com

Printed - 16:58 Sunday, 17 July 2022



BMCRC - MRO Championships 2022 - Rnd 6 @ Brands Hatch GP

Thunderbike Ultra

RACE 18 - LAP CHART

LAP 1 @ 16:47:16.830

NO	BEHIND	LAP TIME
11		1:38.283
28	0.174	1:38.457
45	1.560	1:39.843
47	1.890	1:40.173
7	2.059	1:40.342
275	3.297	1:41.580
334	3.519	1:41.802
102	3.640	1:41.923
5	3.831	1:42.114
63	4.583	1:42.866
60	5.357	1:43.640
13	5.710	1:43.993
20	6.095	1:44.378
258	7.543	1:45.826
19	7.749	1:46.032
460	7.877	1:46.160
84	9.416	1:47.699
888	9.851	1:48.134
80	10.430	1:48.713
112	10.663	1:48.946
21	11.648	1:49.931
8	11.730	1:50.013
4	12.034	1:50.317
103	15.483	1:53.766

LAP 2 @ 16:48:50.055

NO	BEHIND	LAP TIME
28		1:33.051
11	0.198	1:33.423
7	2.872	1:34.038
47	3.744	1:35.079
45	4.041	1:35.706
275	4.252	1:34.180
102	5.516	1:35.101
5	5.614	1:35.008
63	6.686	1:35.328
334	7.088	1:36.794
60	8.889	1:36.757
13	10.044	1:37.559
20	10.155	1:37.285
258	13.017	1:38.699
460	15.104	1:40.452
84	16.918	1:40.727
888	17.465	1:40.839
112	17.729	1:40.291
4	18.484	1:39.675
80	19.231	1:42.026
8	19.364	1:40.859
21	21.423	1:43.000
103	29.475	1:47.217

LAP 3 @ 16:50:22.649

NO	BEHIND	LAP TIME
28		1:32.594
11	0.951	1:33.347
7	5.001	1:34.723
275	5.709	1:34.051
45	6.749	1:35.302
47	6.837	1:35.687
102	7.438	1:34.516
5	7.659	1:34.639
63	10.005	1:35.913

334	10.504	1:36.010
60	13.601	1:37.306
20	14.711	1:37.150
13	14.940	1:37.490
258	19.520	1:39.097
460	21.891	1:39.381
84	25.140	1:40.816
888	25.785	1:40.914
112	25.979	1:40.844
4	26.414	1:40.524
8	26.572	1:39.802
80	27.932	1:41.295
21	31.206	1:42.377
103	47.308	1:50.427

LAP 4 @ 16:51:55.263

NO	BEHIND	LAP TIME
28		1:32.614
11	1.940	1:33.603
7	6.851	1:34.464
275	6.888	1:33.793
45	8.092	1:33.957
47	9.831	1:35.608
102	9.905	1:35.081
5	10.148	1:35.103
63	13.365	1:35.974
334	14.029	1:36.139
60	18.220	1:37.233
13	21.197	1:38.871
20	21.551	1:39.454
258	25.732	1:38.826
460	28.083	1:38.806
84	32.070	1:39.544
888	33.952	1:40.781
112	33.986	1:40.621
4	34.329	1:40.529
8	34.422	1:40.464
80	38.013	1:42.695
21	41.690	1:43.098
103	1:03.163	1:48.469

LAP 5 @ 16:53:28.359

NO	BEHIND	LAP TIME
28		1:33.096
11	2.343	1:33.499
275	7.365	1:33.573
7	8.010	1:34.255
45	8.767	1:33.771
102	11.930	1:35.121
5	11.976	1:34.924
47	13.751	1:37.016
63	16.887	1:36.618
334	17.124	1:36.191
60	22.859	1:37.735
20	24.935	1:36.480
13	27.431	1:39.330
258	30.842	1:38.206
460	33.086	1:38.099
84	38.735	1:39.761
112	40.351	1:39.461
8	40.632	1:39.306
4	41.014	1:39.781
888	42.025	1:41.169
80	47.331	1:42.414
21	52.132	1:43.538

103	1:17.735	1:47.668
-----	----------	----------

LAP 6 @ 16:55:01.506

NO	BEHIND	LAP TIME
28		1:33.147
11	3.341	1:34.145
275	7.342	1:33.124
7	8.776	1:33.913
45	9.418	1:33.798
5	13.814	1:34.985
102	14.151	1:35.368
47	18.672	1:38.068
63	18.952	1:35.212
334	19.786	1:35.809
60	27.114	1:37.402
20	27.607	1:35.819
13	31.764	1:37.480
258	36.190	1:38.495
460	38.064	1:38.125
84	45.116	1:39.528
112	46.799	1:39.595
4	47.162	1:39.295
8	47.338	1:39.853
888	48.522	1:39.644
21	1:01.962	1:42.977
103	1:31.037	1:46.449

LAP 7 @ 16:56:34.886

NO	BEHIND	LAP TIME
28		1:33.380
11	3.710	1:33.749
275	7.573	1:33.611
7	9.090	1:33.694
45	9.488	1:33.450
102	16.120	1:35.349
5	16.198	1:35.764
63	22.715	1:37.143
47	23.115	1:37.823
334	23.554	1:37.148
20	31.090	1:36.863
60	31.799	1:38.065
13	38.176	1:39.792
258	42.073	1:39.263
460	42.339	1:37.655
84	51.346	1:39.610
112	52.261	1:38.842
4	52.701	1:38.919
8	52.955	1:38.997
888	55.772	1:40.630
21	1:13.094	1:44.512
103	1:43.609	1:45.952

BMCRC - MRO Championships 2022 - Rnd 6 @ Brands Hatch GP

Thunderbike Ultra

RACE 18 - SECTOR ANALYSIS



SECTOR 1 = FL to I1, SECTOR 2 = I1 to I2, SECTOR 3 = I2 to FL, DIFF = Difference To Personal Best Lap, P = Crossed Finish Line in Pit Lane, D = Time Disallowed

P1 28 U		Greg ALLSOP		Yamaha R1 - Allsop Construction Services Ltd			
IDEAL LAP TIME : 1:32.068		BEST LAP TIME : 1:32.594		DIFFERENCE : 0.526			
LAP	SECTOR 1	SECTOR 2	SECTOR 3	LAP TIME	MPH	DIFF	TIME OF DAY
1 -		41.232	21.530	1:38.457	88.97	5.863	16:47:17.004
2 -	29.523	41.640	21.888	1:33.051 (3)	94.14	0.457	16:48:50.055
3 -	29.451	41.758	21.385	1:32.594 (1)	94.60		16:50:22.649
4 -	29.670	41.532	21.412	1:32.614 (2)	94.58	0.020	16:51:55.263
5 -	29.907	41.615	21.574	1:33.096	94.09	0.502	16:53:28.359
6 -	29.761	41.740	21.646	1:33.147	94.04	0.553	16:55:01.506
7 -	29.678	42.020	21.682	1:33.380	93.80	0.786	16:56:34.886

P2 11 U		Josh HARVEY		Yamaha R1 4C8 - NR Racing			
IDEAL LAP TIME : 1:32.698		BEST LAP TIME : 1:33.347		DIFFERENCE : 0.649			
LAP	SECTOR 1	SECTOR 2	SECTOR 3	LAP TIME	MPH	DIFF	TIME OF DAY
1 -		41.664	21.622	1:38.283	89.12	4.936	16:47:16.830
2 -	29.412	41.941	22.070	1:33.423 (2)	93.76	0.076	16:48:50.253
3 -	29.910	41.761	21.676	1:33.347 (1)	93.84		16:50:23.600
4 -	29.866	41.971	21.766	1:33.603	93.58	0.256	16:51:57.203
5 -	30.008	41.827	21.664	1:33.499 (3)	93.68	0.152	16:53:30.702
6 -	30.066	42.297	21.782	1:34.145	93.04	0.798	16:55:04.847
7 -	30.075	41.834	21.840	1:33.749	93.43	0.402	16:56:38.596

P3 275 U		Mark WILBY		Suzuki GSXR 1000 K6 - Cheesy Wotsits			
IDEAL LAP TIME : 1:33.096		BEST LAP TIME : 1:33.124		DIFFERENCE : 0.028			
LAP	SECTOR 1	SECTOR 2	SECTOR 3	LAP TIME	MPH	DIFF	TIME OF DAY
1 -		42.871	22.195	1:41.580	86.23	8.456	16:47:20.127
2 -	30.237	41.932	22.011	1:34.180	93.01	1.056	16:48:54.307
3 -	30.221	42.081	21.749	1:34.051	93.13	0.927	16:50:28.358
4 -	30.042	42.157	21.594	1:33.793	93.39	0.669	16:52:02.151
5 -	30.297	41.678	21.598	1:33.573 (2)	93.61	0.449	16:53:35.724
6 -	29.981	41.521	21.622	1:33.124 (1)	94.06		16:55:08.848
7 -	30.001	41.878	21.732	1:33.611 (3)	93.57	0.487	16:56:42.459

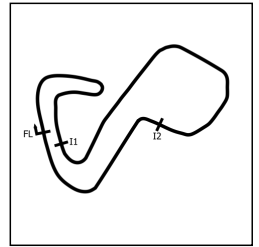
P4 7 U		Seb JENKINS		Suzuki GSX-R 1000 - Long hours and hard graft			
IDEAL LAP TIME : 1:33.245		BEST LAP TIME : 1:33.694		DIFFERENCE : 0.449			
LAP	SECTOR 1	SECTOR 2	SECTOR 3	LAP TIME	MPH	DIFF	TIME OF DAY
1 -		42.093	21.574	1:40.342	87.29	6.648	16:47:18.889
2 -	30.394	41.963	21.681	1:34.038 (3)	93.15	0.344	16:48:52.927
3 -	30.153	42.059	22.511	1:34.723	92.47	1.029	16:50:27.650
4 -	30.531	42.132	21.801	1:34.464	92.73	0.770	16:52:02.114
5 -	30.173	42.049	22.033	1:34.255	92.93	0.561	16:53:36.369
6 -	30.002	42.150	21.761	1:33.913 (2)	93.27	0.219	16:55:10.282
7 -	30.257	41.669	21.768	1:33.694 (1)	93.49		16:56:43.976

P5 45 U		Chad HASHMI		Suzuki GSXR1000 -			
IDEAL LAP TIME : 1:33.410		BEST LAP TIME : 1:33.450		DIFFERENCE : 0.040			
LAP	SECTOR 1	SECTOR 2	SECTOR 3	LAP TIME	MPH	DIFF	TIME OF DAY
1 -		42.321	22.083	1:39.843	87.73	6.393	16:47:18.390
2 -	30.910	42.756	22.040	1:35.706	91.52	2.256	16:48:54.096
3 -	30.417	42.574	22.311	1:35.302	91.91	1.852	16:50:29.398
4 -	29.926	42.054	21.977	1:33.957	93.23	0.507	16:52:03.355
5 -	29.930	41.890	21.951	1:33.771 (2)	93.41	0.321	16:53:37.126
6 -	29.910	42.029	21.859	1:33.798 (3)	93.39	0.348	16:55:10.924
7 -	29.870	41.681	21.899	1:33.450 (1)	93.73		16:56:44.374

BMCRC - MRO Championships 2022 - Rnd 6 @ Brands Hatch GP

Thunderbike Ultra

RACE 18 - SECTOR ANALYSIS



SECTOR 1 = FL to I1, SECTOR 2 = I1 to I2, SECTOR 3 = I2 to FL, DIFF = Difference To Personal Best Lap, P = Crossed Finish Line in Pit Lane, D = Time Disallowed

P6		102 U		James FEARN		Suzuki GSXR1000 - Jwf tiling, palmer race skool, the factory	
IDEAL LAP TIME : 1:34.463		BEST LAP TIME : 1:34.516		DIFFERENCE : 0.053			
LAP	SECTOR 1	SECTOR 2	SECTOR 3	LAP TIME	MPH	DIFF	TIME OF DAY
1 -		42.703	22.133	1:41.923	85.94	7.407	16:47:20.470
2 -	30.592	42.411	22.098	1:35.101 (3)	92.11	0.585	16:48:55.571
3 -	30.365	42.123	22.028	1:34.516 (1)	92.68		16:50:30.087
4 -	30.428	42.453	22.200	1:35.081 (2)	92.13	0.565	16:52:05.168
5 -	30.505	42.327	22.289	1:35.121	92.09	0.605	16:53:40.289
6 -	30.646	42.747	21.975	1:35.368	91.85	0.852	16:55:15.657
7 -	30.595	42.482	22.272	1:35.349	91.87	0.833	16:56:51.006

P7		5 U		Stacey KILLWORTH		Suzuki GSXR 1000 - Greenplant/Everns	
IDEAL LAP TIME : 1:34.295		BEST LAP TIME : 1:34.639		DIFFERENCE : 0.344			
LAP	SECTOR 1	SECTOR 2	SECTOR 3	LAP TIME	MPH	DIFF	TIME OF DAY
1 -		43.342	22.174	1:42.114	85.78	7.475	16:47:20.661
2 -	30.809	42.319	21.880	1:35.008	92.20	0.369	16:48:55.669
3 -	30.615	42.146	21.878	1:34.639 (1)	92.56		16:50:30.308
4 -	30.357	42.582	22.164	1:35.103	92.10	0.464	16:52:05.411
5 -	30.445	42.505	21.974	1:34.924 (2)	92.28	0.285	16:53:40.335
6 -	30.271	42.719	21.995	1:34.985 (3)	92.22	0.346	16:55:15.320
7 -	30.486	43.197	22.081	1:35.764	91.47	1.125	16:56:51.084

P8		63 U		Matthew WREN		Suzuki GSXR - TBR performance	
IDEAL LAP TIME : 1:34.941		BEST LAP TIME : 1:35.212		DIFFERENCE : 0.271			
LAP	SECTOR 1	SECTOR 2	SECTOR 3	LAP TIME	MPH	DIFF	TIME OF DAY
1 -		43.426	22.011	1:42.866	85.15	7.654	16:47:21.413
2 -	30.653	42.426	22.249	1:35.328 (2)	91.89	0.116	16:48:56.741
3 -	30.793	42.473	22.647	1:35.913 (3)	91.33	0.701	16:50:32.654
4 -	30.659	42.815	22.500	1:35.974	91.27	0.762	16:52:08.628
5 -	31.216	42.743	22.659	1:36.618	90.66	1.406	16:53:45.246
6 -	30.504	42.574	22.134	1:35.212 (1)	92.00		16:55:20.458
7 -	31.248	43.250	22.645	1:37.143	90.17	1.931	16:56:57.601

P9		47 U		Daryl DANCE		Yamaha YZF R1 - 2 brothers scaffolding	
IDEAL LAP TIME : 1:34.500		BEST LAP TIME : 1:35.079		DIFFERENCE : 0.579			
LAP	SECTOR 1	SECTOR 2	SECTOR 3	LAP TIME	MPH	DIFF	TIME OF DAY
1 -		42.285	21.958	1:40.173	87.44	5.094	16:47:18.720
2 -	30.354	42.749	21.976	1:35.079 (1)	92.13		16:48:53.799
3 -	30.257	42.869	22.561	1:35.687 (3)	91.54	0.608	16:50:29.486
4 -	30.494	42.753	22.361	1:35.608 (2)	91.62	0.529	16:52:05.094
5 -	31.574	42.988	22.454	1:37.016	90.29	1.937	16:53:42.110
6 -	31.632	43.898	22.538	1:38.068	89.32	2.989	16:55:20.178
7 -	31.423	43.591	22.809	1:37.823	89.54	2.744	16:56:58.001

P10		334 U		Anthony BRANDISH		Suzuki GSXR 1000 - BW bespoke developments ltd	
IDEAL LAP TIME : 1:35.627		BEST LAP TIME : 1:35.809		DIFFERENCE : 0.182			
LAP	SECTOR 1	SECTOR 2	SECTOR 3	LAP TIME	MPH	DIFF	TIME OF DAY
1 -		43.131	22.654	1:41.802	86.04	5.993	16:47:20.349
2 -	31.082	43.645	22.067	1:36.794	90.49	0.985	16:48:57.143
3 -	30.947	42.792	22.271	1:36.010 (2)	91.23	0.201	16:50:33.153
4 -	31.046	43.004	22.089	1:36.139 (3)	91.11	0.330	16:52:09.292
5 -	30.807	42.887	22.497	1:36.191	91.06	0.382	16:53:45.483
6 -	30.989	42.785	22.035	1:35.809 (1)	91.43		16:55:21.292
7 -	30.942	43.424	22.782	1:37.148	90.17	1.339	16:56:58.440

BMCRC - MRO Championships 2022 - Rnd 6 @ Brands Hatch GP

Thunderbike Ultra

RACE 18 - SECTOR ANALYSIS



SECTOR 1 = FL to I1, SECTOR 2 = I1 to I2, SECTOR 3 = I2 to FL, DIFF = Difference To Personal Best Lap, P = Crossed Finish Line in Pit Lane, D = Time Disallowed

P11 20 U		Connor SWYER		Suzuki GSXR 1000 K6 - WSC Performace & lleithyr farm & dad			
IDEAL LAP TIME : 1:35.371		BEST LAP TIME : 1:35.819		DIFFERENCE : 0.448			
LAP	SECTOR 1	SECTOR 2	SECTOR 3	LAP TIME	MPH	DIFF	TIME OF DAY
1 -		43.681	22.616	1:44.378	83.92	8.559	16:47:22.925
2 -	31.444	43.357	22.484	1:37.285	90.04	1.466	16:49:00.210
3 -	30.412	43.014	23.724	1:37.150	90.16	1.331	16:50:37.360
4 -	32.721	44.219	22.514	1:39.454	88.07	3.635	16:52:16.814
5 -	31.353	42.971	22.156	1:36.480 (2)	90.79	0.661	16:53:53.294
6 -	30.603	42.803	22.413	1:35.819 (1)	91.42		16:55:29.113
7 -	31.146	43.328	22.389	1:36.863 (3)	90.43	1.044	16:57:05.976

P12 60 U		Liam McCARTER		Suzuki GSXR1000 - Katie McCarter			
IDEAL LAP TIME : 1:36.737		BEST LAP TIME : 1:36.757		DIFFERENCE : 0.020			
LAP	SECTOR 1	SECTOR 2	SECTOR 3	LAP TIME	MPH	DIFF	TIME OF DAY
1 -		44.725	22.483	1:43.640	84.52	6.883	16:47:22.187
2 -	31.171	43.083	22.503	1:36.757 (1)	90.53		16:48:58.944
3 -	31.381	43.138	22.787	1:37.306 (3)	90.02	0.549	16:50:36.250
4 -	31.555	43.095	22.583	1:37.233 (2)	90.09	0.476	16:52:13.483
5 -	31.536	43.470	22.729	1:37.735	89.62	0.978	16:53:51.218
6 -	31.291	43.386	22.725	1:37.402	89.93	0.645	16:55:28.620
7 -	31.352	43.617	23.096	1:38.065	89.32	1.308	16:57:06.685

P13 13 U		Doug EDMONDSON		Yamaha R1 - Stan Stephens Tuning			
IDEAL LAP TIME : 1:37.024		BEST LAP TIME : 1:37.480		DIFFERENCE : 0.456			
LAP	SECTOR 1	SECTOR 2	SECTOR 3	LAP TIME	MPH	DIFF	TIME OF DAY
1 -		43.806	22.806	1:43.993	84.23	6.513	16:47:22.540
2 -	31.521	43.405	22.633	1:37.559 (3)	89.79	0.079	16:49:00.099
3 -	31.157	43.350	22.983	1:37.490 (2)	89.85	0.010	16:50:37.589
4 -	32.066	44.247	22.558	1:38.871	88.59	1.391	16:52:16.460
5 -	31.451	44.744	23.135	1:39.330	88.18	1.850	16:53:55.790
6 -	31.116	43.698	22.666	1:37.480 (1)	89.86		16:55:33.270
7 -	31.350	44.420	24.022	1:39.792	87.78	2.312	16:57:13.062

P14 258 U		Ande FRIEND		Kawasaki ZX10R - Flying colours Motorcycle Training			
IDEAL LAP TIME : 1:37.987		BEST LAP TIME : 1:38.206		DIFFERENCE : 0.219			
LAP	SECTOR 1	SECTOR 2	SECTOR 3	LAP TIME	MPH	DIFF	TIME OF DAY
1 -		43.978	23.357	1:45.826	82.77	7.620	16:47:24.373
2 -	31.681	43.937	23.081	1:38.699 (3)	88.75	0.493	16:49:03.072
3 -	31.815	43.987	23.295	1:39.097	88.39	0.891	16:50:42.169
4 -	31.625	44.145	23.056	1:38.826	88.63	0.620	16:52:20.995
5 -	31.707	43.599	22.900	1:38.206 (1)	89.19		16:53:59.201
6 -	31.488	43.903	23.104	1:38.495 (2)	88.93	0.289	16:55:37.696
7 -	32.024	44.078	23.161	1:39.263	88.24	1.057	16:57:16.959

P15 460 U		Simon GATES		Yamaha YZF R1 - No Tallentino Racing Team FATI			
IDEAL LAP TIME : 1:37.655		BEST LAP TIME : 1:37.655		DIFFERENCE : 0.000			
LAP	SECTOR 1	SECTOR 2	SECTOR 3	LAP TIME	MPH	DIFF	TIME OF DAY
1 -		44.261	23.205	1:46.160	82.51	8.505	16:47:24.707
2 -	32.403	44.918	23.131	1:40.452	87.20	2.797	16:49:05.159
3 -	32.110	44.322	22.949	1:39.381	88.14	1.726	16:50:44.540
4 -	32.026	44.027	22.753	1:38.806	88.65	1.151	16:52:23.346
5 -	31.708	43.704	22.687	1:38.099 (2)	89.29	0.444	16:54:01.445
6 -	31.858	43.661	22.606	1:38.125 (3)	89.27	0.470	16:55:39.570
7 -	31.705	43.617	22.333	1:37.655 (1)	89.70		16:57:17.225

BMCRC - MRO Championships 2022 - Rnd 6 @ Brands Hatch GP

Thunderbike Ultra

RACE 18 - SECTOR ANALYSIS



SECTOR 1 = FL to I1, SECTOR 2 = I1 to I2, SECTOR 3 = I2 to FL, DIFF = Difference To Personal Best Lap, P = Crossed Finish Line in Pit Lane, D = Time Disallowed

P16 84 U		Ricardo BRANCO		Yamaha R1 - IMP Racing			
IDEAL LAP TIME : 1:39.238		BEST LAP TIME : 1:39.528		DIFFERENCE : 0.290			
LAP	SECTOR 1	SECTOR 2	SECTOR 3	LAP TIME	MPH	DIFF	TIME OF DAY
1 -		45.394	23.318	1:47.699	81.33	8.171	16:47:26.246
2 -	32.394	44.903	23.430	1:40.727	86.96	1.199	16:49:06.973
3 -	32.197	45.324	23.295	1:40.816	86.88	1.288	16:50:47.789
4 -	31.879	44.482	23.183	1:39.544 (2)	87.99	0.016	16:52:27.333
5 -	31.898	44.946	22.917	1:39.761	87.80	0.233	16:54:07.094
6 -	31.898	44.676	22.954	1:39.528 (1)	88.01		16:55:46.622
7 -	31.839	44.634	23.137	1:39.610 (3)	87.94	0.082	16:57:26.232

P17 112 U		Scott WEST		Suzuki GSXR1000 -			
IDEAL LAP TIME : 1:38.837		BEST LAP TIME : 1:38.842		DIFFERENCE : 0.005			
LAP	SECTOR 1	SECTOR 2	SECTOR 3	LAP TIME	MPH	DIFF	TIME OF DAY
1 -		45.670	23.425	1:48.946	80.40	10.104	16:47:27.493
2 -	31.951	44.942	23.398	1:40.291	87.34	1.449	16:49:07.784
3 -	32.148	45.231	23.465	1:40.844	86.86	2.002	16:50:48.628
4 -	32.436	44.802	23.383	1:40.621	87.05	1.779	16:52:29.249
5 -	31.634	44.769	23.058	1:39.461 (2)	88.07	0.619	16:54:08.710
6 -	31.640	44.917	23.038	1:39.595 (3)	87.95	0.753	16:55:48.305
7 -	31.639	44.290	22.913	1:38.842 (1)	88.62		16:57:27.147

P18 4 U		Hayden KILLWORTH		Kawasaki ZX10R - Stacey Killworth & Alex Killworth			
IDEAL LAP TIME : 1:38.715		BEST LAP TIME : 1:38.919		DIFFERENCE : 0.204			
LAP	SECTOR 1	SECTOR 2	SECTOR 3	LAP TIME	MPH	DIFF	TIME OF DAY
1 -		45.882	24.171	1:50.317	79.40	11.398	16:47:28.864
2 -	32.511	43.825	23.339	1:39.675 (3)	87.88	0.756	16:49:08.539
3 -	31.793	45.064	23.667	1:40.524	87.14	1.605	16:50:49.063
4 -	32.333	44.608	23.588	1:40.529	87.13	1.610	16:52:29.592
5 -	32.259	44.233	23.289	1:39.781	87.79	0.862	16:54:09.373
6 -	31.739	44.404	23.152	1:39.295 (2)	88.22	0.376	16:55:48.668
7 -	31.916	43.824	23.179	1:38.919 (1)	88.55		16:57:27.587

P19 8 U		Dave SAUNDERS		Suzuki GSXR1000 - Mum/Dad/JW MOT/Parks Utility			
IDEAL LAP TIME : 1:38.675		BEST LAP TIME : 1:38.997		DIFFERENCE : 0.322			
LAP	SECTOR 1	SECTOR 2	SECTOR 3	LAP TIME	MPH	DIFF	TIME OF DAY
1 -		45.899	23.392	1:50.013	79.62	11.016	16:47:28.560
2 -	32.082	45.530	23.247	1:40.859	86.85	1.862	16:49:09.419
3 -	32.306	44.288	23.208	1:39.802 (3)	87.77	0.805	16:50:49.221
4 -	32.371	44.852	23.241	1:40.464	87.19	1.467	16:52:29.685
5 -	31.661	44.592	23.053	1:39.306 (2)	88.21	0.309	16:54:08.991
6 -	31.924	44.742	23.187	1:39.853	87.72	0.856	16:55:48.844
7 -	31.983	44.162	22.852	1:38.997 (1)	88.48		16:57:27.841

P20 888 U		Paul FAGG		Yamaha R1 4C8 -			
IDEAL LAP TIME : 1:39.422		BEST LAP TIME : 1:39.644		DIFFERENCE : 0.222			
LAP	SECTOR 1	SECTOR 2	SECTOR 3	LAP TIME	MPH	DIFF	TIME OF DAY
1 -		45.601	23.154	1:48.134	81.00	8.490	16:47:26.681
2 -	32.347	45.058	23.434	1:40.839	86.86	1.195	16:49:07.520
3 -	32.128	44.858	23.928	1:40.914	86.80	1.270	16:50:48.434
4 -	32.384	44.233	24.164	1:40.781 (3)	86.91	1.137	16:52:29.215
5 -	33.536	44.431	23.202	1:41.169	86.58	1.525	16:54:10.384
6 -	32.257	44.326	23.061	1:39.644 (1)	87.91		16:55:50.028
7 -	32.489	44.952	23.189	1:40.630 (2)	87.05	0.986	16:57:30.658

BMCRC - MRO Championships 2022 - Rnd 6 @ Brands Hatch GP

Thunderbike Ultra

RACE 18 - SECTOR ANALYSIS



SECTOR 1 = FL to I1, SECTOR 2 = I1 to I2, SECTOR 3 = I2 to FL, DIFF = Difference To Personal Best Lap, P = Crossed Finish Line in Pit Lane, D = Time Disallowed

P21		21 U		Danny BRENNAN		Suzuki GSXR 1000 -	
IDEAL LAP TIME : 1:42.226		BEST LAP TIME : 1:42.377		DIFFERENCE : 0.151			
LAP	SECTOR 1	SECTOR 2	SECTOR 3	LAP TIME	MPH	DIFF	TIME OF DAY
1 -		45.859	24.045	1:49.931	79.68	7.554	16:47:28.478
2 -	33.100	45.665	24.235	1:43.000 (3)	85.04	0.623	16:49:11.478
3 -	32.833	45.816	23.728	1:42.377 (1)	85.56		16:50:53.855
4 -	32.860	46.133	24.105	1:43.098	84.96	0.721	16:52:36.953
5 -	32.834	46.292	24.412	1:43.538	84.60	1.161	16:54:20.491
6 -	32.868	45.710	24.399	1:42.977 (2)	85.06	0.600	16:56:03.468
7 -	33.431	47.001	24.080	1:44.512	83.81	2.135	16:57:47.980

P22		103 U		Craig GOFFORD		Yamaha R1 4XV - Guardian warm roofs, Meala Racing Develop	
IDEAL LAP TIME : 1:45.352		BEST LAP TIME : 1:45.952		DIFFERENCE : 0.600			
LAP	SECTOR 1	SECTOR 2	SECTOR 3	LAP TIME	MPH	DIFF	TIME OF DAY
1 -		46.964	25.057	1:53.766	76.99	7.814	16:47:32.313
2 -	33.776	48.374	25.067	1:47.217 (3)	81.70	1.265	16:49:19.530
3 -	35.495	49.894	25.038	1:50.427	79.32	4.475	16:51:09.957
4 -	35.362	47.778	25.329	1:48.469	80.75	2.517	16:52:58.426
5 -	34.707	48.036	24.925	1:47.668	81.35	1.716	16:54:46.094
6 -	34.509	47.324	24.616	1:46.449 (2)	82.29	0.497	16:56:32.543
7 -	34.207	47.133	24.612	1:45.952 (1)	82.67		16:58:18.495

P23		80 U		Mark OVEL		Yamaha R1 - I NEED A SPONSOR	
IDEAL LAP TIME : 1:40.776		BEST LAP TIME : 1:41.295		DIFFERENCE : 0.519			
LAP	SECTOR 1	SECTOR 2	SECTOR 3	LAP TIME	MPH	DIFF	TIME OF DAY
1 -		45.848	23.366	1:48.713	80.57	7.418	16:47:27.260
2 -	33.180	44.933	23.913	1:42.026 (2)	85.85	0.731	16:49:09.286
3 -	32.477	45.213	23.605	1:41.295 (1)	86.47		16:50:50.581
4 -	33.194	45.965	23.536	1:42.695	85.29	1.400	16:52:33.276
5 -	33.391	45.045	23.978	1:42.414 (3)	85.53	1.119	16:54:15.690

P24		19 U		Tyler DONOVAN		Kawasaki ZX10R -	
IDEAL LAP TIME : 1:40.655		BEST LAP TIME :		DIFFERENCE :			
LAP	SECTOR 1	SECTOR 2	SECTOR 3	LAP TIME	MPH	DIFF	TIME OF DAY
1 -		44.778	23.504	1:46.032	82.61		16:47:24.579

BMCRC - MRO Championships 2022 - Rnd 6 @ Brands Hatch GP

Thunderbike Ultra

RACE 18 - BEST SECTORS

SECTOR 1			SECTOR 2			SECTOR 3			IDEAL / BEST COMPARISON						
POS	NO	NAME	TIME	NO	NAME	TIME	NO	NAME	TIME	POS	NO	NAME	IDEAL	BEST	DIFF
												PERFECT LAP	1:32.029		
1	11	HARVEY	29.412	28	ALLSOP	41.232	28	ALLSOP	21.385	1	28	ALLSOP	1:32.068	1:32.594	0.526
2	28	ALLSOP	29.451	275	WILBY	41.521	7	JENKINS	21.574	2	11	HARVEY	1:32.698	1:33.347	0.649
3	45	HASHMI	29.870	11	HARVEY	41.664	275	WILBY	21.594	3	275	WILBY	1:33.096	1:33.124	0.028
4	275	WILBY	29.981	7	JENKINS	41.669	11	HARVEY	21.622	4	7	JENKINS	1:33.245	1:33.694	0.449
5	7	JENKINS	30.002	45	HASHMI	41.681	45	HASHMI	21.859	5	45	HASHMI	1:33.410	1:33.450	0.040
6	47	DANCE	30.257	102	FEARN	42.123	5	KILLWORTH	21.878	6	5	KILLWORTH	1:34.295	1:34.639	0.344
7	5	KILLWORTH	30.271	5	KILLWORTH	42.146	47	DANCE	21.958	7	102	FEARN	1:34.463	1:34.516	0.053
8	102	FEARN	30.365	47	DANCE	42.285	102	FEARN	21.975	8	47	DANCE	1:34.500	1:35.079	0.579
9	20	SWYER	30.412	63	WREN	42.426	63	WREN	22.011	9	63	WREN	1:34.941	1:35.212	0.271
10	63	WREN	30.504	334	BRANDISH	42.785	334	BRANDISH	22.035	10	20	SWYER	1:35.371	1:35.819	0.448
11	334	BRANDISH	30.807	20	SWYER	42.803	20	SWYER	22.156	11	334	BRANDISH	1:35.627	1:35.809	0.182
12	13	EDMONDSON	31.116	60	McCARTER	43.083	460	GATES	22.333	12	60	McCARTER	1:36.737	1:36.757	0.020
13	60	McCARTER	31.171	13	EDMONDSON	43.350	60	McCARTER	22.483	13	13	EDMONDSON	1:37.024	1:37.480	0.456
14	258	FRIEND	31.488	258	FRIEND	43.599	13	EDMONDSON	22.558	14	460	GATES	1:37.655	1:37.655	0.000
15	112	WEST	31.634	460	GATES	43.617	8	SAUNDERS	22.852	15	258	FRIEND	1:37.987	1:38.206	0.219
16	8	SAUNDERS	31.661	4	KILLWORTH	43.824	258	FRIEND	22.900	16	8	SAUNDERS	1:38.675	1:38.997	0.322
17	460	GATES	31.705	8	SAUNDERS	44.162	112	WEST	22.913	17	4	KILLWORTH	1:38.715	1:38.919	0.204
18	4	KILLWORTH	31.739	888	FAGG	44.233	84	BRANCO	22.917	18	112	WEST	1:38.837	1:38.842	0.005
19	84	BRANCO	31.839	112	WEST	44.290	888	FAGG	23.061	19	84	BRANCO	1:39.238	1:39.528	0.290
20	888	FAGG	32.128	84	BRANCO	44.482	4	KILLWORTH	23.152	20	888	FAGG	1:39.422	1:39.644	0.222
21	19	DONOVAN	32.373	19	DONOVAN	44.778	80	OVEL	23.366	21	19	DONOVAN	1:40.655		
22	80	OVEL	32.477	80	OVEL	44.933	19	DONOVAN	23.504	22	80	OVEL	1:40.776	1:41.295	0.519
23	21	BRENNAN	32.833	21	BRENNAN	45.665	21	BRENNAN	23.728	23	21	BRENNAN	1:42.226	1:42.377	0.151
24	103	GOFFORD	33.776	103	GOFFORD	46.964	103	GOFFORD	24.612	24	103	GOFFORD	1:45.352	1:45.952	0.600

BMCRC - MRO Championships 2022 - Rnd 6 @ Brands Hatch GP

Thunderbike Ultra

RACE 18 - STATISTICS

Competitors Started	24
Planned Start	2022-07-17 @ 16:40:00.000
Actual Start	2022-07-17 @ 16:45:38.546
Finish Time	2022-07-17 @ 16:56:34.885
Track Length	2.4332mi.
Total Laps	160
Total Distance Covered	389.3263mi.

Session Fastest Lap History

NO	NAME	LAP TIME	TIME OF DAY	LAP	VEHICLE
28	Greg ALLSOP	1:33.051	16:48:50.077	2	Yamaha R1
28	Greg ALLSOP	1:32.594	16:50:22.671	3	Yamaha R1

Session Leader History

NO	NAME	FROM LAP	LAPS LED	DISTANCE	VEHICLE
11	Josh HARVEY	1	1	2.43 miles	Yamaha R1 4C8
28	Greg ALLSOP	2	6	14.59 miles	Yamaha R1

Flag History

TYPE	TIME OF DAY
GREEN	16:45:38.546
FINISH	16:56:34.885

Flag Statistics

TYPE	COUNT	TOTAL LAPS	TOTAL TIME
Green	1	7	12:42.960
Red	0	0	0.000
Safety Car	0	0	0.000
FCY	0	0	0.000



DFDS

DFDS YAMAHA PAST MASTERS



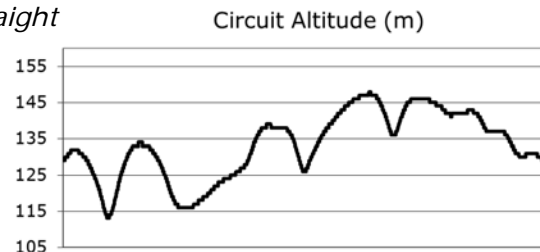
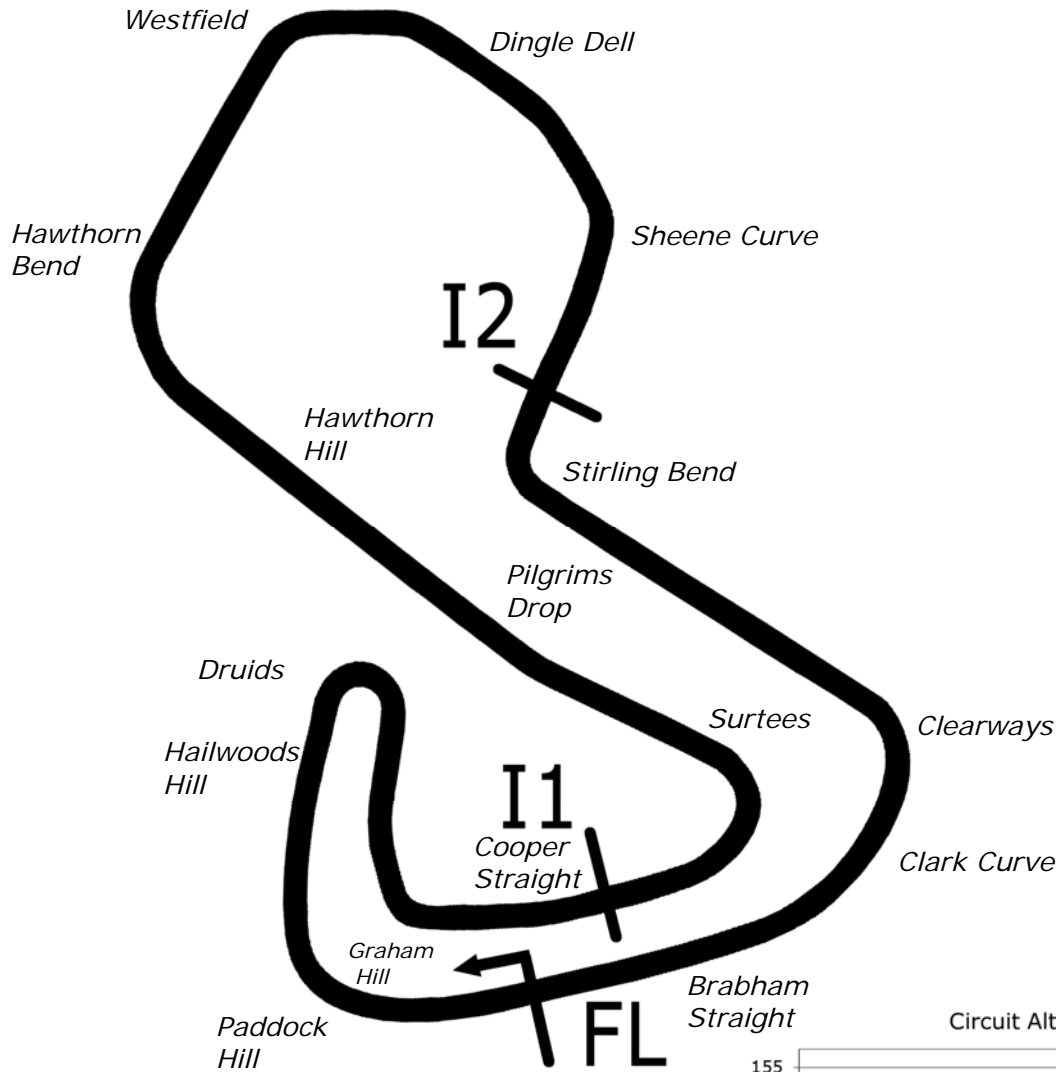
BMCRC-MRO Championships - Round 6
Brands Hatch GP
16th / 17th July 2022



Timing & Results Provided by Timing Solutions Ltd

www.tsl-timing.com

Brands Hatch GP



Length	2.4332 miles	3916.0 m	
FL		51.36032 N	0.26032 E
I1	1116m	51.35934 N	0.25955 E
I2	2928m	51.35532 N	0.26250 E
Pit Entry	3646m	51.35911 N	0.25743 E
Pit Exit	26m after FL	51.36027 N	0.26078 E
Pit Entry-Pit Exit 277m, 19.9s @50kph, 16.6s @60kph			

All results available at www.tsl-timing.com

BMCRC - MRO Championships 2022 - Rnd 6 @ Brands Hatch GP
DFDS Yamaha Past Masters
QUALIFYING - CLASSIFICATION

POS	NO	CL	PIC NAME	ENTRY	TIME	ON	LAPS	GAP	DIFF	MPH
1	30		1 Alan COOPER	Yamaha TZR250 - Twistgrip Motorcycles	1:42.610	7	7			85.37
2	75		2 Anthony JOHNSON	Yamaha TZR 250 - INTA MOTORCYCLE SERVICES I	1:42.985	4	7	0.375	0.375	85.05
3	19		3 Peter BRANTON	Yamaha TZR 250 - Exactweld Racing	1:43.105	6	7	0.495	0.120	84.96
4	74		4 Paul WHITBY	Yamaha TZR 250 - Greybridge Ltd	1:43.285	6	7	0.675	0.180	84.81
5	8		5 David BALL	Yamaha TZR250 - Gardiner Page and Roe pension co	1:44.434	7	7	1.824	1.149	83.87
6	57		6 Geoff MOOK	Yamaha TZR 250 -	1:45.152	4	7	2.542	0.718	83.30
7	61		7 Paul WELCH	Yamaha TZR250 -	1:45.183	3	7	2.573	0.031	83.28
8	29		8 Derek CRIPPS	Yamaha TZR - Kelly Cripps - Team FBR	1:46.300	4	7	3.690	1.117	82.40
9	15		9 Billy PERKINS	Yamaha TZR 250 - Ashford tarmac / Barking mad abou	1:46.370	3	7	3.760	0.070	82.35
10	92	C	1 Andrew MOOK	Yamaha TZR250 -	1:46.460	5	5	3.850	0.090	82.28
11	4		10 Denis HALIL	Yamaha TZR250 - D & A AUTOS	1:47.636	4	7	5.026	1.176	81.38
12	60	C	2 Daniel GOUGH	Yamaha TZR 250 - Kieran Lewis/G Force Mc	1:47.694	4	7	5.084	0.058	81.34
13	26	C	3 Damian LEE	Yamaha TZR250 - Leed Autos	1:49.039	6	6	6.429	1.345	80.33
14	28		11 Liam McCARTER	Yamaha TZR - Katie McCarter	1:50.016	5	6	7.406	0.977	79.62
15	72	C	4 John HAMILTON	Yamaha TRZ250 - LW Racing	1:50.604	5	6	7.994	0.588	79.20
16	333	C	5 Mark STUBBERFIELD	Yamaha TZR250 - Polished concrete London	1:51.400	2	6	8.790	0.796	78.63
17	73	C	6 Colvin TURNER	Yamaha TZR250 -	1:52.503	3	6	9.893	1.103	77.86
18	100	R	1 Michael GLISSON	Yamaha TZR 250 - www.ypmrc.co.uk	1:53.575	5	6	10.965	1.072	77.12
19	69	C	7 Mark ELLERAY	Yamaha TZR250 - Abbot Solutions Ltd	1:55.586	4	6	12.976	2.011	75.78
20	36	R	2 Phil ZANUTTO	Yamaha TZR250 -	1:56.216	6	6	13.606	0.630	75.37
21	62	C	8 David PATERSON	Yamaha TZR 2MA - The love of a good woman	1:57.584	2	3	14.974	1.368	74.49
22	31	C	9 Rob FARMER	Yamaha TZR 250 -	1:57.755	6	6	15.145	0.171	74.39
23	77	R	3 Adam COLLINS	Yamaha TZR250 - 2 Cows Racing	1:59.381	5	5	16.771	1.626	73.37
24	71	C	10 Alan BUSHELL	Yamaha RD250LC -	1:59.918	6	6	17.308	0.537	73.04
25	25	C	11 Stephen WIMBLE	Yamaha TZR 250 - S.B.W Contractor	2:00.385	2	3	17.775	0.467	72.76
26	65		12 Nigel TERRY	Yamaha TZR250 - NTrap Garage Doors	2:05.147	2	5	22.537	4.762	69.99
27	199		13 Michael FROST	Yamaha TZR250 -	2:05.597	1	1	22.987	0.450	69.74
28	27		14 Richard HAYWARD	Yamaha TZR - Hazel Motors/ Gforce			0			

Weather / Track : Sunny / Dry

These results are provisional until the conclusion of any judicial and technical matters.

Brands Hatch GP: 2.4332 miles

Date: 16/07/2022 Start: 10:46 Finish: 10:58

Clerk Of Course :	Stewards :	Timekeeper : <i>Craig Smith</i>
-------------------	------------	------------------------------------

 Results can be found at www.tsl-timing.com

Printed - 11:01 Saturday, 16 July 2022



BMCRC - MRO Championships 2022 - Rnd 6 @ Brands Hatch GP

DFDS Yamaha Past Masters

QUALIFYING - SECTOR ANALYSIS



SECTOR 1 = FL to I1, SECTOR 2 = I1 to I2, SECTOR 3 = I2 to FL, DIFF = Difference To Personal Best Lap, P = Crossed Finish Line in Pit Lane, D = Time Disallowed

P1 30		Alan COOPER		Yamaha TZR250 - Twistgrip Motorcycles			
IDEAL LAP TIME : 1:42.450		BEST LAP TIME : 1:42.610		DIFFERENCE : 0.160			
LAP	SECTOR 1	SECTOR 2	SECTOR 3	LAP TIME	MPH	DIFF	TIME OF DAY
1 -	33.303	47.527	25.006	1:45.836	82.76	3.226	10:49:23.121
2 -	33.077	47.006	24.412	1:44.495	83.83	1.885	10:51:07.616
3 -	33.104	46.663	24.332	1:44.099	84.14	1.489	10:52:51.715
4 -	32.976	46.382	24.297	1:43.655 (3)	84.50	1.045	10:54:35.370
5 -	33.022	46.528	24.438	1:43.988	84.23	1.378	10:56:19.358
6 -	32.739	46.260	24.322	1:43.321 (2)	84.78	0.711	10:58:02.679
7 -	31.913	46.240	24.457	1:42.610 (1)	85.37		10:59:45.289

P2 75		Anthony JOHNSON		Yamaha TZR 250 - INTA MOTORCYCLE SERVICES LTD			
IDEAL LAP TIME : 1:42.916		BEST LAP TIME : 1:42.985		DIFFERENCE : 0.069			
LAP	SECTOR 1	SECTOR 2	SECTOR 3	LAP TIME	MPH	DIFF	TIME OF DAY
1 -	33.736	47.439	25.016	1:46.191	82.49	3.206	10:49:22.691
2 -	33.864	47.830	25.471	1:47.165	81.74	4.180	10:51:09.856
3 -	32.117	46.385	24.884	1:43.386 (2)	84.72	0.401	10:52:53.242
4 -	32.099	45.966	24.920	1:42.985 (1)	85.05		10:54:36.227
5 -	32.810	48.331	25.218	1:46.359	82.36	3.374	10:56:22.586
6 -	32.759	46.508	24.889	1:44.156	84.10	1.171	10:58:06.742
7 -	32.170	46.408	24.851	1:43.429 (3)	84.69	0.444	10:59:50.171

P3 19		Peter BRANTON		Yamaha TZR 250 - Exactweld Racing			
IDEAL LAP TIME : 1:43.076		BEST LAP TIME : 1:43.105		DIFFERENCE : 0.029			
LAP	SECTOR 1	SECTOR 2	SECTOR 3	LAP TIME	MPH	DIFF	TIME OF DAY
1 -	34.097	47.586	24.994	1:46.677	82.11	3.572	10:49:22.536
2 -	33.490	46.792	24.684	1:44.966	83.45	1.861	10:51:07.502
3 -	33.056	46.188	24.863	1:44.107	84.14	1.002	10:52:51.609
4 -	32.762	46.257	24.554	1:43.573 (2)	84.57	0.468	10:54:35.182
5 -	33.015	46.393	24.701	1:44.109	84.14	1.004	10:56:19.291
6 -	32.551	46.010	24.544	1:43.105 (1)	84.96		10:58:02.396
7 -	32.906	46.241	24.515	1:43.662 (3)	84.50	0.557	10:59:46.058

P4 74		Paul WHITBY		Yamaha TZR 250 - Greybridge Ltd			
IDEAL LAP TIME : 1:42.887		BEST LAP TIME : 1:43.285		DIFFERENCE : 0.398			
LAP	SECTOR 1	SECTOR 2	SECTOR 3	LAP TIME	MPH	DIFF	TIME OF DAY
1 -	33.069	47.189	24.898	1:45.156	83.30	1.871	10:49:22.994
2 -	32.491	46.223	25.102	1:43.816	84.37	0.531	10:51:06.810
3 -	32.441	46.400	24.947	1:43.788 (3)	84.40	0.503	10:52:50.598
4 -	32.447	46.525	25.040	1:44.012	84.21	0.727	10:54:34.610
5 -	32.559	46.553	26.132	1:45.244	83.23	1.959	10:56:19.854
6 -	32.839	46.027	24.419	1:43.285 (1)	84.81		10:58:03.139
7 -	32.617	46.160	24.778	1:43.555 (2)	84.59	0.270	10:59:46.694

P5 8		David BALL		Yamaha TZR250 - Gardiner Page and Roe pension consultants			
IDEAL LAP TIME : 1:44.293		BEST LAP TIME : 1:44.434		DIFFERENCE : 0.141			
LAP	SECTOR 1	SECTOR 2	SECTOR 3	LAP TIME	MPH	DIFF	TIME OF DAY
1 -	34.068	48.194	25.808	1:48.070	81.05	3.636	10:49:24.706
2 -	33.173	48.044	25.752	1:46.969	81.89	2.535	10:51:11.675
3 -	33.248	48.338	26.268	1:47.854	81.21	3.420	10:52:59.529
4 -	32.599	47.226	25.505	1:45.330 (2)	83.16	0.896	10:54:44.859
5 -	32.899	48.398	25.104	1:46.401	82.32	1.967	10:56:31.260
6 -	32.822	47.314	25.523	1:45.659 (3)	82.90	1.225	10:58:16.919
7 -	32.740	46.607	25.087	1:44.434 (1)	83.87		11:00:01.353

BMCRC - MRO Championships 2022 - Rnd 6 @ Brands Hatch GP

DFDS Yamaha Past Masters

QUALIFYING - SECTOR ANALYSIS



SECTOR 1 = FL to I1, SECTOR 2 = I1 to I2, SECTOR 3 = I2 to FL, DIFF = Difference To Personal Best Lap, P = Crossed Finish Line in Pit Lane, D = Time Disallowed

P6 57		Geoff MOOK		Yamaha TZR 250 -			
IDEAL LAP TIME : 1:45.001		BEST LAP TIME : 1:45.152		DIFFERENCE : 0.151			
LAP	SECTOR 1	SECTOR 2	SECTOR 3	LAP TIME	MPH	DIFF	TIME OF DAY
1 -	34.516	47.858	25.832	1:48.206	80.95	3.054	10:49:27.738
2 -	33.324	47.203	25.115	1:45.642 (3)	82.92	0.490	10:51:13.380
3 -	33.087	47.154	25.494	1:45.735	82.84	0.583	10:52:59.115
4 -	32.732	47.216	25.204	1:45.152 (1)	83.30		10:54:44.267
5 -	32.753	47.680	25.277	1:45.710	82.86	0.558	10:56:29.977
6 -	32.866	47.403	25.344	1:45.613 (2)	82.94	0.461	10:58:15.590
7 -	32.971	47.156	25.554	1:45.681	82.88	0.529	11:00:01.271

P7 61		Paul WELCH		Yamaha TZR250 -			
IDEAL LAP TIME : 1:45.183		BEST LAP TIME : 1:45.183		DIFFERENCE : 0.000			
LAP	SECTOR 1	SECTOR 2	SECTOR 3	LAP TIME	MPH	DIFF	TIME OF DAY
1 -	33.922	47.766	25.224	1:46.912	81.93	1.729	10:49:21.271
2 -	33.192	47.782	25.034	1:46.008 (2)	82.63	0.825	10:51:07.279
3 -	32.977	47.280	24.926	1:45.183 (1)	83.28		10:52:52.462
4 -	33.115	48.086	25.557	1:46.758	82.05	1.575	10:54:39.220
5 -	33.737	47.652	25.219	1:46.608 (3)	82.16	1.425	10:56:25.828
6 -	33.603	47.909	25.221	1:46.733	82.07	1.550	10:58:12.561
7 -	33.530	48.070	25.346	1:46.946	81.90	1.763	10:59:59.507

P8 29		Derek CRIPPS		Yamaha TZR - Kelly Cripps - Team FBR			
IDEAL LAP TIME : 1:46.146		BEST LAP TIME : 1:46.300		DIFFERENCE : 0.154			
LAP	SECTOR 1	SECTOR 2	SECTOR 3	LAP TIME	MPH	DIFF	TIME OF DAY
1 -	34.769	49.281	26.041	1:50.091	79.56	3.791	10:49:36.438
2 -	33.945	48.482	25.512	1:47.939	81.15	1.639	10:51:24.377
3 -	34.578	48.066	25.789	1:48.433	80.78	2.133	10:53:12.810
4 -	33.341	47.470	25.489	1:46.300 (1)	82.40		10:54:59.110
5 -	33.553	47.688	25.335	1:46.576 (2)	82.19	0.276	10:56:45.686
6 -	33.946	48.006	25.644	1:47.596	81.41	1.296	10:58:33.282
7 -	33.649	48.176	25.669	1:47.494 (3)	81.49	1.194	11:00:20.776

P9 15		Billy PERKINS		Yamaha TZR 250 - Ashford tarmac / Barking mad about Animals			
IDEAL LAP TIME : 1:45.842		BEST LAP TIME : 1:46.370		DIFFERENCE : 0.528			
LAP	SECTOR 1	SECTOR 2	SECTOR 3	LAP TIME	MPH	DIFF	TIME OF DAY
1 -	34.344	48.744	25.683	1:48.771	80.53	2.401	10:49:30.521
2 -	33.594	48.331	25.845	1:47.770	81.28	1.400	10:51:18.291
3 -	33.086	47.547	25.737	1:46.370 (1)	82.35		10:53:04.661
4 -	33.072	47.996	25.735	1:46.803 (3)	82.01	0.433	10:54:51.464
5 -	33.855	48.147	25.806	1:47.808	81.25	1.438	10:56:39.272
6 -	33.321	47.894	25.223	1:46.438 (2)	82.29	0.068	10:58:25.710
7 -	34.152	47.651	25.896	1:47.699	81.33	1.329	11:00:13.409

P10 92 C		Andrew MOOK		Yamaha TZR250 -			
IDEAL LAP TIME : 1:46.385		BEST LAP TIME : 1:46.460		DIFFERENCE : 0.075			
LAP	SECTOR 1	SECTOR 2	SECTOR 3	LAP TIME	MPH	DIFF	TIME OF DAY
1 -	34.309	49.767	26.534	1:50.610	79.19	4.150	10:49:29.977
2 -	33.872	49.523	25.831	1:49.226	80.19	2.766	10:51:19.203
3 -	33.758	48.761	26.039	1:48.558 (3)	80.69	2.098	10:53:07.761
4 -	33.731	48.249	25.483	1:47.463 (2)	81.51	1.003	10:54:55.224
5 -	33.275	47.931	25.254	1:46.460 (1)	82.28		10:56:41.684

BMCRG - MRO Championships 2022 - Rnd 6 @ Brands Hatch GP

DFDS Yamaha Past Masters

QUALIFYING - SECTOR ANALYSIS



SECTOR 1 = FL to I1, SECTOR 2 = I1 to I2, SECTOR 3 = I2 to FL, DIFF = Difference To Personal Best Lap, P = Crossed Finish Line in Pit Lane, D = Time Disallowed

P11 4		Denis HALIL		Yamaha TZR250 - D & A AUTOS			
IDEAL LAP TIME : 1:47.465		BEST LAP TIME : 1:47.636		DIFFERENCE : 0.171			
LAP	SECTOR 1	SECTOR 2	SECTOR 3	LAP TIME	MPH	DIFF	TIME OF DAY
1 -	34.010	49.152	25.965	1:49.127	80.27	1.491	10:49:27.476
2 -	33.909	48.327	25.795	1:48.031 (3)	81.08	0.395	10:51:15.507
3 -	33.794	49.080	25.826	1:48.700	80.58	1.064	10:53:04.207
4 -	33.965	48.178	25.493	1:47.636 (1)	81.38		10:54:51.843
5 -	33.980	48.264	25.818	1:48.062	81.06	0.426	10:56:39.905
6 -	33.918	48.319	25.602	1:47.839 (2)	81.23	0.203	10:58:27.744
7 -	34.824	48.754	26.255	1:49.833	79.75	2.197	11:00:17.577

P12 60 C		Daniel GOUGH		Yamaha TZR 250 - Kieran Lewis/G Force Mc			
IDEAL LAP TIME : 1:47.577		BEST LAP TIME : 1:47.694		DIFFERENCE : 0.117			
LAP	SECTOR 1	SECTOR 2	SECTOR 3	LAP TIME	MPH	DIFF	TIME OF DAY
1 -	34.364	49.456	26.176	1:49.996	79.63	2.302	10:49:32.228
2 -	34.094	48.520	25.719	1:48.333 (2)	80.86	0.639	10:51:20.561
3 -	33.884	48.480	26.017	1:48.381 (3)	80.82	0.687	10:53:08.942
4 -	33.833	48.025	25.836	1:47.694 (1)	81.34		10:54:56.636
5 -	33.876	48.695	26.560	1:49.131	80.26	1.437	10:56:45.767
6 -	34.245	48.837	26.615	1:49.697	79.85	2.003	10:58:35.464
7 -	33.843	48.548	26.166	1:48.557	80.69	0.863	11:00:24.021

P13 26 C		Damian LEE		Yamaha TZR250 - Leed Autos			
IDEAL LAP TIME : 1:49.035		BEST LAP TIME : 1:49.039		DIFFERENCE : 0.004			
LAP	SECTOR 1	SECTOR 2	SECTOR 3	LAP TIME	MPH	DIFF	TIME OF DAY
1 -	35.178	51.521	27.389	1:54.088	76.78	5.049	10:49:44.968
2 -	34.359	50.253	26.380	1:50.992	78.92	1.953	10:51:35.960
3 -	34.143	50.092	26.581	1:50.816	79.04	1.777	10:53:26.776
4 -	33.940	50.321	25.915	1:50.176 (3)	79.50	1.137	10:55:16.952
5 -	34.432	49.721	26.018	1:50.171 (2)	79.51	1.132	10:57:07.123
6 -	33.885	49.235	25.919	1:49.039 (1)	80.33		10:58:56.162

P14 28		Liam McCARTER		Yamaha TZR - Katie McCarter			
IDEAL LAP TIME : 1:50.016		BEST LAP TIME : 1:50.016		DIFFERENCE : 0.000			
LAP	SECTOR 1	SECTOR 2	SECTOR 3	LAP TIME	MPH	DIFF	TIME OF DAY
1 -	35.235	51.120	27.066	1:53.421	77.23	3.405	10:49:41.234
2 -	34.278	54.673	51.218	2:20.169	62.49	30.153	10:52:01.403
3 -	35.007	51.326	27.513	1:53.846	76.94	3.830	10:53:55.249
4 -	34.924	50.496	26.649	1:52.069 (3)	78.16	2.053	10:55:47.318
5 -	34.080	49.488	26.448	1:50.016 (1)	79.62		10:57:37.334
6 -	34.187	49.712	26.590	1:50.489 (2)	79.28	0.473	10:59:27.823

P15 72 C		John HAMILTON		Yamaha TRZ250 - LW Racing			
IDEAL LAP TIME : 1:50.559		BEST LAP TIME : 1:50.604		DIFFERENCE : 0.045			
LAP	SECTOR 1	SECTOR 2	SECTOR 3	LAP TIME	MPH	DIFF	TIME OF DAY
1 -	35.855	52.417	26.873	1:55.145	76.07	4.541	10:49:56.655
2 -	34.231	50.728	26.641	1:51.600 (3)	78.49	0.996	10:51:48.255
3 -	34.545	50.292	27.367	1:52.204	78.07	1.600	10:53:40.459
4 -	35.759	51.226	26.655	1:53.640	77.08	3.036	10:55:34.099
5 -	34.276	50.001	26.327	1:50.604 (1)	79.20		10:57:24.703
6 -	34.974	50.157	26.465	1:51.596 (2)	78.49	0.992	10:59:16.299

BMCRC - MRO Championships 2022 - Rnd 6 @ Brands Hatch GP

DFDS Yamaha Past Masters

QUALIFYING - SECTOR ANALYSIS



SECTOR 1 = FL to I1, SECTOR 2 = I1 to I2, SECTOR 3 = I2 to FL, DIFF = Difference To Personal Best Lap, P = Crossed Finish Line in Pit Lane, D = Time Disallowed

P16 333 C		Mark STUBBERFIELD		Yamaha TZR250 - Polished concrete London			
IDEAL LAP TIME : 1:51.400		BEST LAP TIME : 1:51.400		DIFFERENCE : 0.000			
LAP	SECTOR 1	SECTOR 2	SECTOR 3	LAP TIME	MPH	DIFF	TIME OF DAY
1 -	35.223	50.699	27.046	1:52.968 (3)	77.54	1.568	10:49:54.387
2 -	34.501	50.466	26.433	1:51.400 (1)	78.63		10:51:45.787
3 -	34.787	51.745	27.968	1:54.500	76.50	3.100	10:53:40.287
4 -	35.523	51.243	27.432	1:54.198	76.70	2.798	10:55:34.485
5 -	34.978	51.703	26.569	1:53.250	77.34	1.850	10:57:27.735
6 -	34.833	50.799	27.238	1:52.870 (2)	77.61	1.470	10:59:20.605

P17 73 C		Colvin TURNER		Yamaha TZR250 -			
IDEAL LAP TIME : 1:51.722		BEST LAP TIME : 1:52.503		DIFFERENCE : 0.781			
LAP	SECTOR 1	SECTOR 2	SECTOR 3	LAP TIME	MPH	DIFF	TIME OF DAY
1 -	34.954	50.877	27.413	1:53.244 (3)	77.35	0.741	10:49:54.283
2 -	35.336	51.774	26.903	1:54.013	76.83	1.510	10:51:48.296
3 -	34.767	51.000	26.736	1:52.503 (1)	77.86		10:53:40.799
4 -	35.786	51.269	26.373	1:53.428	77.22	0.925	10:55:34.227
5 -	34.472	52.092	26.668	1:53.232 (2)	77.36	0.729	10:57:27.459
6 -	35.525	52.829	26.927	1:55.281	75.98	2.778	10:59:22.740

P18 100 R		Michael GLISSON		Yamaha TZR 250 - www.ypmrc.co.uk			
IDEAL LAP TIME : 1:53.283		BEST LAP TIME : 1:53.575		DIFFERENCE : 0.292			
LAP	SECTOR 1	SECTOR 2	SECTOR 3	LAP TIME	MPH	DIFF	TIME OF DAY
1 -	36.803	52.605	27.758	1:57.166	74.76	3.591	10:50:04.290
2 -	36.369	51.613	27.774	1:55.756	75.67	2.181	10:52:00.046
3 -	36.128	51.288	27.592	1:55.008	76.16	1.433	10:53:55.054
4 -	35.907	51.004	27.100	1:54.011 (2)	76.83	0.436	10:55:49.065
5 -	35.397	50.786	27.392	1:53.575 (1)	77.12		10:57:42.640
6 -	35.697	51.317	27.329	1:54.343 (3)	76.61	0.768	10:59:36.983

P19 69 C		Mark ELLERAY		Yamaha TZR250 - Abbot Solutions Ltd			
IDEAL LAP TIME : 1:55.500		BEST LAP TIME : 1:55.586		DIFFERENCE : 0.086			
LAP	SECTOR 1	SECTOR 2	SECTOR 3	LAP TIME	MPH	DIFF	TIME OF DAY
1 -	36.902	53.276	28.942	1:59.120	73.53	3.534	10:49:46.354
2 -	36.633	53.164	28.479	1:58.276	74.06	2.690	10:51:44.630
3 -	36.188	52.914	27.898	1:57.000 (3)	74.87	1.414	10:53:41.630
4 -	36.036	51.797	27.753	1:55.586 (1)	75.78		10:55:37.216
5 -	36.021	52.223	27.682	1:55.926 (2)	75.56	0.340	10:57:33.142
6 -	37.543	53.858	28.624	2:00.025	72.98	4.439	10:59:33.167

P20 36 R		Phil ZANUTTO		Yamaha TZR250 -			
IDEAL LAP TIME : 1:56.171		BEST LAP TIME : 1:56.216		DIFFERENCE : 0.045			
LAP	SECTOR 1	SECTOR 2	SECTOR 3	LAP TIME	MPH	DIFF	TIME OF DAY
1 -	37.489	52.965	27.613	1:58.067 (3)	74.19	1.851	10:50:08.571
2 -	37.225	52.845	28.043	1:58.113	74.16	1.897	10:52:06.684
3 -	37.741	53.128	27.801	1:58.670	73.81	2.454	10:54:05.354
4 -	37.731	52.848	27.998	1:58.577	73.87	2.361	10:56:03.931
5 -	37.415	52.812	27.808	1:58.035 (2)	74.21	1.819	10:58:01.966
6 -	37.127	51.431	27.658	1:56.216 (1)	75.37		10:59:58.182

P21 62 C		David PATERSON		Yamaha TZR 2MA - The love of a good woman			
IDEAL LAP TIME : 1:57.345		BEST LAP TIME : 1:57.584		DIFFERENCE : 0.239			
LAP	SECTOR 1	SECTOR 2	SECTOR 3	LAP TIME	MPH	DIFF	TIME OF DAY
1 -	39.211	53.753	28.127	2:01.091 (3)	72.34	3.507	10:50:09.747
2 -	37.134	52.955	27.495	1:57.584 (1)	74.49		10:52:07.331
3 -	37.989	52.716	27.861	1:58.566 (2)	73.88	0.982	10:54:05.897

BMCRG - MRO Championships 2022 - Rnd 6 @ Brands Hatch GP

DFDS Yamaha Past Masters

QUALIFYING - SECTOR ANALYSIS



SECTOR 1 = FL to I1, SECTOR 2 = I1 to I2, SECTOR 3 = I2 to FL, DIFF = Difference To Personal Best Lap, P = Crossed Finish Line in Pit Lane, D = Time Disallowed

P22 31 C		Rob FARMER		Yamaha TZR 250 -			
IDEAL LAP TIME : 1:57.512		BEST LAP TIME : 1:57.755		DIFFERENCE : 0.243			
LAP	SECTOR 1	SECTOR 2	SECTOR 3	LAP TIME	MPH	DIFF	TIME OF DAY
1 -	39.136	57.376	28.626	2:05.138	70.00	7.383	10:50:16.915
2 -	38.092	54.646	28.373	2:01.111	72.32	3.356	10:52:18.026
3 -	37.289	54.015	28.763	2:00.067 (3)	72.95	2.312	10:54:18.093
4 -	38.371	54.030	28.302	2:00.703	72.57	2.948	10:56:18.796
5 -	37.295	53.312	27.808	1:58.415 (2)	73.97	0.660	10:58:17.211
6 -	36.754	52.950	28.051	1:57.755 (1)	74.39		11:00:14.966

P23 77 R		Adam COLLINS		Yamaha TZR250 - 2 Cows Racing			
IDEAL LAP TIME : 1:58.863		BEST LAP TIME : 1:59.381		DIFFERENCE : 0.518			
LAP	SECTOR 1	SECTOR 2	SECTOR 3	LAP TIME	MPH	DIFF	TIME OF DAY
1 -	37.675	55.431	29.201	3:11.689	45.69	1:12.308	10:51:22.728
2 -	37.504	56.926	28.661	3:17.173	44.42	1:17.792	10:54:39.901
3 -	36.981	54.687	29.052	2:00.720 (3)	72.56	1.339	10:56:40.621
4 -	37.666	53.568	29.026	2:00.260 (2)	72.84	0.879	10:58:40.881
5 -	36.634	53.880	28.867	1:59.381 (1)	73.37		11:00:40.262

P24 71 C		Alan BUSHELL		Yamaha RD250LC -			
IDEAL LAP TIME : 1:59.901		BEST LAP TIME : 1:59.918		DIFFERENCE : 0.017			
LAP	SECTOR 1	SECTOR 2	SECTOR 3	LAP TIME	MPH	DIFF	TIME OF DAY
1 -	39.834	56.363	28.442	2:04.639	70.28	4.721	10:50:20.501
2 -	37.628	55.083	29.473	2:02.184	71.69	2.266	10:52:22.685
3 -	37.639	54.869	28.829	2:01.337	72.19	1.419	10:54:24.022
4 -	38.001	54.587	28.390	2:00.978 (3)	72.40	1.060	10:56:25.000
5 -	37.644	54.320	28.345	2:00.309 (2)	72.81	0.391	10:58:25.309
6 -	37.645	54.142	28.131	1:59.918 (1)	73.04		11:00:25.227

P25 25 C		Stephen WIMBLE		Yamaha TZR 250 - S.B.W Contractor			
IDEAL LAP TIME : 2:00.385		BEST LAP TIME : 2:00.385		DIFFERENCE : 0.000			
LAP	SECTOR 1	SECTOR 2	SECTOR 3	LAP TIME	MPH	DIFF	TIME OF DAY
1 -	39.111	55.961	28.925	2:03.997 (3)	70.64	3.612	10:50:15.412
2 -	37.317	54.444	28.624	2:00.385 (1)	72.76		10:52:15.797
3 -	37.586	54.839	29.504	2:01.929 (2)	71.84	1.544	10:54:17.726

P26 65		Nigel TERRY		Yamaha TZR250 - NTrap Garage Doors			
IDEAL LAP TIME : 2:05.147		BEST LAP TIME : 2:05.147		DIFFERENCE : 0.000			
LAP	SECTOR 1	SECTOR 2	SECTOR 3	LAP TIME	MPH	DIFF	TIME OF DAY
1 -	39.364	57.419	30.078	2:06.861 (2)	69.05	1.714	10:50:17.455
2 -	38.887	56.735	29.525	2:05.147 (1)	69.99		10:52:22.602
3 -	39.329	57.505	30.255	2:07.089 (3)	68.92	1.942	10:54:29.691
4 -	41.745	57.530	30.920	2:10.195	67.28	5.048	10:56:39.886
5 -	39.423	1:30.826	30.775	2:41.024	54.40	35.877	10:59:20.910

P27 199		Michael FROST		Yamaha TZR250 -			
IDEAL LAP TIME : 2:04.661		BEST LAP TIME : 2:05.597		DIFFERENCE : 0.936			
LAP	SECTOR 1	SECTOR 2	SECTOR 3	LAP TIME	MPH	DIFF	TIME OF DAY
1 -	39.502	55.775	30.320	2:05.597 (1)	69.74		10:50:14.464

BMCRC - MRO Championships 2022 - Rnd 6 @ Brands Hatch GP

DFDS Yamaha Past Masters

QUALIFYING - BEST SECTORS

SECTOR 1			SECTOR 2			SECTOR 3			IDEAL / BEST COMPARISON						
POS	NO	NAME	TIME	NO	NAME	TIME	NO	NAME	TIME	POS	NO	NAME	IDEAL	BEST	DIFF
												PERFECT LAP	1:42.176		
1	30	COOPER	31.913	75	JOHNSON	45.966	30	COOPER	24.297	1	30	COOPER	1:42.450	1:42.610	0.160
2	75	JOHNSON	32.099	19	BRANTON	46.010	74	WHITBY	24.419	2	74	WHITBY	1:42.887	1:43.285	0.398
3	74	WHITBY	32.441	74	WHITBY	46.027	19	BRANTON	24.515	3	75	JOHNSON	1:42.916	1:42.985	0.069
4	19	BRANTON	32.551	30	COOPER	46.240	75	JOHNSON	24.851	4	19	BRANTON	1:43.076	1:43.105	0.029
5	8	BALL	32.599	8	BALL	46.607	61	WELCH	24.926	5	8	BALL	1:44.293	1:44.434	0.141
6	57	MOOK	32.732	57	MOOK	47.154	8	BALL	25.087	6	57	MOOK	1:45.001	1:45.152	0.151
7	61	WELCH	32.977	61	WELCH	47.280	57	MOOK	25.115	7	61	WELCH	1:45.183	1:45.183	0.000
8	15	PERKINS	33.072	29	CRIPPS	47.470	15	PERKINS	25.223	8	15	PERKINS	1:45.842	1:46.370	0.528
9	92	MOOK	33.275	15	PERKINS	47.547	92	MOOK	25.254	9	29	CRIPPS	1:46.146	1:46.300	0.154
10	29	CRIPPS	33.341	92	MOOK	47.856	29	CRIPPS	25.335	10	92	MOOK	1:46.385	1:46.460	0.075
11	4	HALIL	33.794	60	GOUGH	48.025	4	HALIL	25.493	11	4	HALIL	1:47.465	1:47.636	0.171
12	60	GOUGH	33.833	4	HALIL	48.178	60	GOUGH	25.719	12	60	GOUGH	1:47.577	1:47.694	0.117
13	26	LEE	33.885	26	LEE	49.235	26	LEE	25.915	13	26	LEE	1:49.035	1:49.039	0.004
14	28	McCARTER	34.080	28	McCARTER	49.488	72	HAMILTON	26.327	14	28	McCARTER	1:50.016	1:50.016	0.000
15	72	HAMILTON	34.231	72	HAMILTON	50.001	73	TURNER	26.373	15	72	HAMILTON	1:50.559	1:50.604	0.045
16	73	TURNER	34.472	333	STUBBERFIELD	50.466	333	STUBBERFIELD	26.433	16	333	STUBBERFIELD	1:51.400	1:51.400	0.000
17	333	STUBBERFIELD	34.501	100	GLISSON	50.786	28	McCARTER	26.448	17	73	TURNER	1:51.722	1:52.503	0.781
18	100	GLISSON	35.397	73	TURNER	50.877	100	GLISSON	27.100	18	100	GLISSON	1:53.283	1:53.575	0.292
19	69	ELLERAY	36.021	36	ZANUTTO	51.431	62	PATERSON	27.495	19	69	ELLERAY	1:55.500	1:55.586	0.086
20	77	COLLINS	36.634	69	ELLERAY	51.797	36	ZANUTTO	27.613	20	36	ZANUTTO	1:56.171	1:56.216	0.045
21	31	FARMER	36.754	62	PATERSON	52.716	69	ELLERAY	27.682	21	62	PATERSON	1:57.345	1:57.584	0.239
22	36	ZANUTTO	37.127	31	FARMER	52.950	31	FARMER	27.808	22	31	FARMER	1:57.512	1:57.755	0.243
23	62	PATERSON	37.134	77	COLLINS	53.568	71	BUSHELL	28.131	23	77	COLLINS	1:58.863	1:59.381	0.518
24	25	WIMBLE	37.317	71	BUSHELL	54.142	25	WIMBLE	28.624	24	71	BUSHELL	1:59.901	1:59.918	0.017
25	71	BUSHELL	37.628	25	WIMBLE	54.444	77	COLLINS	28.661	25	25	WIMBLE	2:00.385	2:00.385	0.000
26	199	FROST	38.566	199	FROST	55.775	65	TERRY	29.525	26	199	FROST	2:04.661	2:05.597	0.936
27	65	TERRY	38.887	65	TERRY	56.735	199	FROST	30.320	27	65	TERRY	2:05.147	2:05.147	0.000
28															

BMCRC - MRO Championships 2022 - Rnd 6 @ Brands Hatch GP

DFDS Yamaha Past Masters

QUALIFYING - STATISTICS

Competitors Started	28
Planned Start	2022-07-16 @ 10:42:00.000
Actual Start	2022-07-16 @ 10:46:16.610
Finish Time	2022-07-16 @ 10:58:42.820
Track Length	2.4332mi.
Total Laps	159
Total Distance Covered	386.8930mi.

Session Fastest Lap History

NO	CL	NAME	LAP TIME	TIME OF DAY	LAP	VEHICLE
61		Paul WELCH	1:46.912	10:49:21.294	1	Yamaha TZR250
19		Peter BRANTON	1:46.677	10:49:22.566	1	Yamaha TZR 250
75		Anthony JOHNSON	1:46.191	10:49:22.699	1	Yamaha TZR 250
74		Paul WHITBY	1:45.156	10:49:23.009	1	Yamaha TZR 250
74		Paul WHITBY	1:43.816	10:51:06.825	2	Yamaha TZR 250
74		Paul WHITBY	1:43.788	10:52:50.614	3	Yamaha TZR 250
75		Anthony JOHNSON	1:43.386	10:52:53.251	3	Yamaha TZR 250
75		Anthony JOHNSON	1:42.985	10:54:36.236	4	Yamaha TZR 250
30		Alan COOPER	1:42.610	10:59:45.314	7	Yamaha TZR250

Flag History

TYPE	TIME OF DAY
GREEN	10:46:16.610
FINISH	10:58:42.820

Flag Statistics

TYPE	COUNT	TOTAL LAPS	TOTAL TIME
Green	1	7	14:32.679
Red	0	0	0.000
Safety Car	0	0	0.000
FCY	0	0	0.000

BMCRC - MRO Championships 2022 - Rnd 6 @ Brands Hatch GP

DFDS Yamaha Past Masters

QUALIFYING - STATISTICS

CLASS :

14 Starters

Fastest Lap History

NO	NAME	LAP TIME	TIME OF DAY	LAP	VEHICLE
61	Paul WELCH	1:46.912	10:49:21.294	1	Yamaha TZR250
19	Peter BRANTON	1:46.677	10:49:22.566	1	Yamaha TZR 250
75	Anthony JOHNSON	1:46.191	10:49:22.699	1	Yamaha TZR 250
74	Paul WHITBY	1:45.156	10:49:23.009	1	Yamaha TZR 250
74	Paul WHITBY	1:43.816	10:51:06.825	2	Yamaha TZR 250
74	Paul WHITBY	1:43.788	10:52:50.614	3	Yamaha TZR 250
75	Anthony JOHNSON	1:43.386	10:52:53.251	3	Yamaha TZR 250
75	Anthony JOHNSON	1:42.985	10:54:36.236	4	Yamaha TZR 250
30	Alan COOPER	1:42.610	10:59:45.314	7	Yamaha TZR250

BMCRC - MRO Championships 2022 - Rnd 6 @ Brands Hatch GP

DFDS Yamaha Past Masters

QUALIFYING - STATISTICS

CLASS : C

11 Starters

Fastest Lap History

NO	NAME	LAP TIME	TIME OF DAY	LAP	VEHICLE
92	Andrew MOOK	1:50.610	10:49:29.994	1	Yamaha TZR250
60	Daniel GOUGH	1:49.996	10:49:32.255	1	Yamaha TZR 250
92	Andrew MOOK	1:49.226	10:51:19.219	2	Yamaha TZR250
60	Daniel GOUGH	1:48.333	10:51:20.587	2	Yamaha TZR 250
92	Andrew MOOK	1:47.463	10:54:55.242	4	Yamaha TZR250
92	Andrew MOOK	1:46.460	10:56:41.701	5	Yamaha TZR250

BMCRC - MRO Championships 2022 - Rnd 6 @ Brands Hatch GP

DFDS Yamaha Past Masters

QUALIFYING - STATISTICS

CLASS : R

3 Starters

Fastest Lap History

NO	NAME	LAP TIME	TIME OF DAY	LAP	VEHICLE
100	Michael GLISSON	1:57.166	10:50:04.304	1	Yamaha TZR 250
100	Michael GLISSON	1:55.756	10:52:00.062	2	Yamaha TZR 250
100	Michael GLISSON	1:55.008	10:53:55.069	3	Yamaha TZR 250
100	Michael GLISSON	1:54.011	10:55:49.080	4	Yamaha TZR 250
100	Michael GLISSON	1:53.575	10:57:42.656	5	Yamaha TZR 250

BMCRC - MRO Championships 2022 - Rnd 6 @ Brands Hatch GP
DFDS Yamaha Past Masters
RACE 7 - GRID (6 Laps)

ROW 10	30		29		28	27	Richard HAYWARD										
ROW 9		27	199	Michael FROST	2:05.597	26	65	Nigel TERRY	2:05.147	25	25	Stephen WIMBLE	2:00.385				
ROW 8		24	71	Alan BUSHELL	1:59.918	23	77	Adam COLLINS	1:59.381	22	31	Rob FARMER	1:57.755				
ROW 7			21	62	David PATERSON	1:57.584	20	36	Phil ZANUTTO	1:56.216	19	69	Mark ELLERAY	1:55.586			
ROW 6			18	100	Michael GLISSON	1:53.575	17	73	Colvin TURNER	1:52.503	16	333	Mark STUBBERFIELD	1:51.400			
ROW 5				15	72	John HAMILTON	1:50.604	14	28	Liam McCARTER	1:50.016	13	26	Damian LEE	1:49.039		
ROW 4				12	60	Daniel GOUGH	1:47.694	11	4	Denis HALIL	1:47.636	10	92	Andrew MOOK	1:46.460		
ROW 3					9	15	Billy PERKINS	1:46.370	8	29	Derek CRIPPS	1:46.300	7	61	Paul WELCH	1:45.183	
ROW 2					6	57	Geoff MOOK	1:45.152	5	8	David BALL	1:44.434	4	74	Paul WHITBY	1:43.285	
ROW 1						3	19	Peter BRANTON	1:43.105	2	75	Anthony JOHNSON	1:42.985	1	30	Alan COOPER	1:42.610
Pole																	

Brands Hatch GP: 2.4332 miles

These results are provisional until the conclusion of any judicial and technical matters.

Clerk Of Course :

Stewards :

Timekeeper :

Craig Smith

 Results can be found at www.tsl-timing.com

Printed - 11:02 Saturday, 16 July 2022



BMCRC - MRO Championships 2022 - Rnd 6 @ Brands Hatch GP
DFDS Yamaha Past Masters
RACE 7 - CLASSIFICATION

POS	NO	CL	PIC NAME	ENTRY	LAPS	TIME	GAP	DIFF	MPH	BEST	ON
1	19		1 Peter BRANTON	Yamaha TZR 250 - Exactweld Racing	6	10:20.553			84.69	1:42.074	6
2	30		2 Alan COOPER	Yamaha TZR250 - Twistgrip Motorcycles	6	10:20.642	0.089	0.089	84.68	1:41.282	6
3	75		3 Anthony JOHNSON	Yamaha TZR 250 - INTA MOTORCYCLE SERVICE	6	10:21.375	0.822	0.733	84.58	1:42.161	6
4	74		4 Paul WHITBY	Yamaha TZR 250 - Greybridge Ltd	6	10:22.346	1.793	0.971	84.45	1:42.198	3
5	57		5 Geoff MOOK	Yamaha TZR 250 -	6	10:29.337	8.784	6.991	83.51	1:43.109	3
6	61		6 Paul WELCH	Yamaha TZR250 -	6	10:32.497	11.944	3.160	83.09	1:43.969	4
7	27		7 Richard HAYWARD	Yamaha TZR - Hazel Motors/ Gforce	6	10:43.979	23.426	11.482	81.61	1:45.484	2
8	8		8 David BALL	Yamaha TZR250 - Gardiner Page and Roe pension	6	10:44.040	23.487	0.061	81.60	1:46.298	2
9	4		9 Denis HALIL	Yamaha TZR250 - D & A AUTOS	6	10:44.275	23.722	0.235	81.57	1:45.198	2
10	15		10 Billy PERKINS	Yamaha TZR 250 - Ashford tarmac / Barking mad ab	6	10:44.530	23.977	0.255	81.54	1:45.673	4
11	92	C	1 Andrew MOOK	Yamaha TZR250 -	6	10:52.691	32.138	8.161	80.52	1:46.693	6
12	26	C	2 Damian LEE	Yamaha TZR250 - Leed Autos	6	10:53.215	32.662	0.524	80.46	1:46.648	6
13	60	C	3 Daniel GOUGH	Yamaha TZR 250 - Kieran Lewis/G Force Mc	6	10:53.553	33.000	0.338	80.42	1:46.368	6
14	72	C	4 John HAMILTON	Yamaha TRZ250 - LW Racing	6	10:56.181	35.628	2.628	80.09	1:47.079	2
15	199	C	5 Michael FROST	Yamaha TZR250 -	6	11:15.487	54.934	19.306	77.80	1:49.649	6
16	333	C	6 Mark STUBBERFIELD	Yamaha TZR250 - Polished concrete London	6	11:16.005	55.452	0.518	77.74	1:49.687	6
17	29		11 Derek CRIPPS	Yamaha TZR - Kelly Cripps - Team FBR	6	11:16.368	55.815	0.363	77.70	1:46.739	4
18	28		12 Liam McCARTER	Yamaha TZR - Katie McCarter	6	11:19.573	59.020	3.205	77.34	1:50.636	4
19	36	R	1 Phil ZANUTTO	Yamaha TZR250 -	6	11:31.372	1:10.819	11.799	76.02	1:53.598	5
20	100	R	2 Michael GLISSON	Yamaha TZR 250 - www.ypmrc.co.uk	6	11:33.192	1:12.639	1.820	75.82	1:54.041	6
21	73	C	7 Colvin TURNER	Yamaha TZR250 -	6	11:45.511	1:24.958	12.319	74.49	1:55.247	2
22	69	C	8 Mark ELLERAY	Yamaha TZR250 - Abbot Solutions Ltd	6	11:45.647	1:25.094	0.136	74.48	1:55.204	6
23	71	C	9 Alan BUSHELL	Yamaha RD250LC -	6	11:53.472	1:32.919	7.825	73.66	1:56.951	4
24	31	C	10 Rob FARMER	Yamaha TZR 250 -	6	11:54.262	1:33.709	0.790	73.58	1:56.549	4
25	77*	R	3 Adam COLLINS	Yamaha TZR250 - 2 Cows Racing	6	12:03.511	1:42.958	9.249	72.64	1:55.800	4

NOT CLASSIFIED

DNF	62	C	David PATERSON	Yamaha TZR 2MA - The love of a good woman	4	7:57.365	2 Laps	2 Laps	73.40	1:56.717	3
DNF	65		Nigel TERRY	Yamaha TZR250 - NTrap Garage Doors	4	8:07.759	2 Laps	10.394	71.83	1:58.827	2
DNF	25	C	Stephen WIMBLE	Yamaha TZR 250 - S.B.W Contractor	3	6:05.938	3 Laps	1 Lap	71.81	1:58.419	2

FASTEST LAP

30			Alan COOPER	Yamaha TZR250 - Twistgrip Motorcycles	6	1:41.282		86.48 mph		139.19 kph	
60	C		Daniel GOUGH	Yamaha TZR 250 - Kieran Lewis/G Force Mc	6	1:46.368		82.35 mph		132.53 kph	
36	R		Phil ZANUTTO	Yamaha TZR250 -	5	1:53.598		77.11 mph		124.10 kph	

* Bike 77 - 10 second penalty - jump start
 Class - 92.5% of Race Speed = 78.33 mph
 Class C - 92.5% of Race Speed = 74.48 mph
 Class R - 92.5% of Race Speed = 70.31 mph

Weather / Track : Sunny / Dry

These results are provisional until the conclusion of any judicial and technical matters.

Race Distance: 6 Laps / 14.59 miles

Brands Hatch GP: 2.4332 miles

Date: 16/07/2022 Start: 14:22 Finish: 14:32

Clerk Of Course :

Stewards :

Timekeeper :

Craig Smith

 Results can be found at www.tsl-timing.com

Printed - 14:34 Saturday, 16 July 2022



BMCRC - MRO Championships 2022 - Rnd 6 @ Brands Hatch GP

DFDS Yamaha Past Masters

RACE 7 - LAP CHART

LAP 1 @ 14:24:12.271

NO	BEHIND	LAP TIME
19		1:47.765
30	0.463	1:48.228
75	0.566	1:48.331
74	1.165	1:48.930
8	2.527	1:50.292
57	2.837	1:50.602
61	2.996	1:50.761
4	3.455	1:51.220
15	5.873	1:53.638
26	6.388	1:54.153
27	6.523	1:54.288
29	6.799	1:54.564
92	7.112	1:54.877
60	7.561	1:55.326
72	7.846	1:55.611
73	9.246	1:57.011
333	10.019	1:57.784
28	11.112	1:58.877
36	12.982	2:00.747
199	13.699	2:01.464
100	13.791	2:01.556
62	16.647	2:04.412
69	17.368	2:05.133
71	18.056	2:05.821
65	18.423	2:06.188
31	18.741	2:06.506
25	20.081	2:07.846
77	20.187	2:07.952

LAP 2 @ 14:25:55.173

NO	BEHIND	LAP TIME
19		1:42.902
75	0.322	1:42.658
74	1.152	1:42.889
30	1.201	1:43.640
57	3.783	1:43.848
61	4.256	1:44.162
4	5.751	1:45.198
8	5.923	1:46.298
27	9.105	1:45.484
15	9.245	1:46.274
26	10.332	1:46.846
29	10.714	1:46.817
92	11.039	1:46.829
60	11.552	1:46.893
72	12.023	1:47.079
333	19.958	1:52.841
73	21.591	1:55.247
199	22.932	1:52.135
28	24.281	1:56.071
36	24.442	1:54.362
100	25.446	1:54.557
69	32.429	1:57.963
62	32.701	1:58.956
71	33.436	1:58.282
65	34.348	1:58.827
31	34.710	1:58.871
25	35.598	1:58.419
77	35.725	1:58.440

LAP 3 @ 14:27:37.680

NO	BEHIND	LAP TIME
19		1:42.507
75	0.531	1:42.716
30	0.784	1:42.090
74	0.843	1:42.198
57	4.385	1:43.109
61	6.052	1:44.303
4	9.716	1:46.472
8	9.930	1:46.514
27	12.665	1:46.067
15	12.911	1:46.173
29	15.165	1:46.958
26	16.049	1:48.224
92	16.910	1:48.378
60	17.461	1:48.416
72	17.731	1:48.215
333	28.921	1:51.470
199	31.886	1:51.461
28	33.202	1:51.428
73	34.569	1:55.485
36	36.527	1:54.592
100	37.270	1:54.331
69	46.138	1:56.216
62	46.911	1:56.717
71	48.253	1:57.324
31	50.195	1:57.992
77	52.297	1:59.079
65	52.444	2:00.603
25	52.764	1:59.673

LAP 4 @ 14:29:20.119

NO	BEHIND	LAP TIME
19		1:42.439
30	0.394	1:42.049
75	0.523	1:42.431
74	1.348	1:42.944
57	6.668	1:44.722
61	7.582	1:43.969
4	14.403	1:47.126
8	14.676	1:47.185
27	15.738	1:45.512
15	16.145	1:45.673
29	19.465	1:46.739
26	21.765	1:48.155
92	22.557	1:48.086
60	23.111	1:48.089
72	23.356	1:48.064
333	38.742	1:52.260
199	40.376	1:50.929
28	41.399	1:50.636
36	48.476	1:54.388
73	49.148	1:57.018
100	49.414	1:54.583
69	59.579	1:55.880
62	1:01.752	1:57.280
71	1:02.765	1:56.951
31	1:04.305	1:56.549
77	1:05.658	1:55.800
65	1:12.146	2:02.141

LAP 5 @ 14:31:02.985

NO	BEHIND	LAP TIME
19		1:42.866

75	0.735	1:43.078
30	0.881	1:43.353
74	1.548	1:43.066
57	6.960	1:43.158
61	9.060	1:44.344
27	19.011	1:46.139
4	19.098	1:47.561
8	19.187	1:47.377
15	19.659	1:46.380
92	27.519	1:47.828
26	28.088	1:49.189
60	28.706	1:48.461
72	28.931	1:48.441
29	40.980	2:04.381
199	47.359	1:49.849
333	47.839	1:51.963
28	49.420	1:50.887
36	59.208	1:53.598
100	1:00.672	1:54.124
73	1:06.951	2:00.669
69	1:11.964	1:55.251
71	1:17.336	1:57.437
31	1:18.664	1:57.225
77	1:18.982	1:56.190

LAP 6 @ 14:32:45.059

NO	BEHIND	LAP TIME
19		1:42.074
30	0.089	1:41.282
75	0.822	1:42.161
74	1.793	1:42.319
57	8.784	1:43.898
61	11.944	1:44.958
27	23.426	1:46.489
8	23.487	1:46.374
4	23.722	1:46.698
15	23.977	1:46.392
92	32.138	1:46.693
26	32.662	1:46.648
60	33.000	1:46.368
72	35.628	1:48.771
199	54.934	1:49.649
333	55.452	1:49.687
29	55.815	1:56.909
28	59.020	1:51.674
36	1:10.819	1:53.685
100	1:12.639	1:54.041
73	1:24.958	2:00.081
69	1:25.094	1:55.204
71	1:32.919	1:57.657
77	1:32.958	1:56.050
31	1:33.709	1:57.119

BMCRC - MRO Championships 2022 - Rnd 6 @ Brands Hatch GP

DFDS Yamaha Past Masters

RACE 7 - SECTOR ANALYSIS



SECTOR 1 = FL to I1, SECTOR 2 = I1 to I2, SECTOR 3 = I2 to FL, DIFF = Difference To Personal Best Lap, P = Crossed Finish Line in Pit Lane, D = Time Disallowed

P1 19		Peter BRANTON		Yamaha TZR 250 - Exactweld Racing			
IDEAL LAP TIME : 1:42.062		BEST LAP TIME : 1:42.074		DIFFERENCE : 0.012			
LAP	SECTOR 1	SECTOR 2	SECTOR 3	LAP TIME	MPH	DIFF	TIME OF DAY
1 -		45.897	24.369	1:47.765	81.28	5.691	14:24:12.271
2 -	32.676	45.846	24.380	1:42.902	85.12	0.828	14:25:55.173
3 -	32.311	45.931	24.265	1:42.507 (3)	85.45	0.433	14:27:37.680
4 -	32.246	45.752	24.441	1:42.439 (2)	85.51	0.365	14:29:20.119
5 -	32.389	46.133	24.344	1:42.866	85.15	0.792	14:31:02.985
6 -	32.056	45.741	24.277	1:42.074 (1)	85.81		14:32:45.059

P2 30		Alan COOPER		Yamaha TZR250 - Twistgrip Motorcycles			
IDEAL LAP TIME : 1:41.051		BEST LAP TIME : 1:41.282		DIFFERENCE : 0.231			
LAP	SECTOR 1	SECTOR 2	SECTOR 3	LAP TIME	MPH	DIFF	TIME OF DAY
1 -		46.552	23.973	1:48.228	80.93	6.946	14:24:12.734
2 -	32.384	47.046	24.210	1:43.640	84.52	2.358	14:25:56.374
3 -	32.382	45.904	23.804	1:42.090 (3)	85.80	0.808	14:27:38.464
4 -	31.805	46.324	23.920	1:42.049 (2)	85.83	0.767	14:29:20.513
5 -	32.490	45.902	24.961	1:43.353	84.75	2.071	14:31:03.866
6 -	31.724	45.523	24.035	1:41.282 (1)	86.48		14:32:45.148

P3 75		Anthony JOHNSON		Yamaha TZR 250 - INTA MOTORCYCLE SERVICES LTD			
IDEAL LAP TIME : 1:41.830		BEST LAP TIME : 1:42.161		DIFFERENCE : 0.331			
LAP	SECTOR 1	SECTOR 2	SECTOR 3	LAP TIME	MPH	DIFF	TIME OF DAY
1 -		46.725	24.763	1:48.331	80.86	6.170	14:24:12.837
2 -	32.390	45.885	24.383	1:42.658 (3)	85.33	0.497	14:25:55.495
3 -	32.215	45.914	24.587	1:42.716	85.28	0.555	14:27:38.211
4 -	31.896	45.853	24.682	1:42.431 (2)	85.51	0.270	14:29:20.642
5 -	32.211	46.091	24.776	1:43.078	84.98	0.917	14:31:03.720
6 -	31.594	45.865	24.702	1:42.161 (1)	85.74		14:32:45.881

P4 74		Paul WHITBY		Yamaha TZR 250 - Greybridge Ltd			
IDEAL LAP TIME : 1:41.888		BEST LAP TIME : 1:42.198		DIFFERENCE : 0.310			
LAP	SECTOR 1	SECTOR 2	SECTOR 3	LAP TIME	MPH	DIFF	TIME OF DAY
1 -		46.424	24.469	1:48.930	80.41	6.732	14:24:13.436
2 -	32.447	46.002	24.440	1:42.889 (3)	85.13	0.691	14:25:56.325
3 -	32.220	45.769	24.209	1:42.198 (1)	85.71		14:27:38.523
4 -	32.475	46.153	24.316	1:42.944	85.09	0.746	14:29:21.467
5 -	32.616	45.871	24.579	1:43.066	84.99	0.868	14:31:04.533
6 -	31.910	46.009	24.400	1:42.319 (2)	85.61	0.121	14:32:46.852

P5 57		Geoff MOOK		Yamaha TZR 250 -			
IDEAL LAP TIME : 1:42.850		BEST LAP TIME : 1:43.109		DIFFERENCE : 0.259			
LAP	SECTOR 1	SECTOR 2	SECTOR 3	LAP TIME	MPH	DIFF	TIME OF DAY
1 -		47.210	24.772	1:50.602	79.20	7.493	14:24:15.108
2 -	32.807	46.464	24.577	1:43.848 (3)	84.35	0.739	14:25:58.956
3 -	32.113	46.451	24.545	1:43.109 (1)	84.95		14:27:42.065
4 -	32.361	47.704	24.657	1:44.722	83.64	1.613	14:29:26.787
5 -	32.328	46.192	24.638	1:43.158 (2)	84.91	0.049	14:31:09.945
6 -	32.589	46.561	24.748	1:43.898	84.31	0.789	14:32:53.843

P6 61		Paul WELCH		Yamaha TZR250 -			
IDEAL LAP TIME : 1:43.458		BEST LAP TIME : 1:43.969		DIFFERENCE : 0.511			
LAP	SECTOR 1	SECTOR 2	SECTOR 3	LAP TIME	MPH	DIFF	TIME OF DAY
1 -		47.159	24.786	1:50.761	79.08	6.792	14:24:15.267
2 -	32.831	46.695	24.636	1:44.162 (2)	84.09	0.193	14:25:59.429
3 -	32.492	47.099	24.712	1:44.303 (3)	83.98	0.334	14:27:43.732
4 -	32.902	46.330	24.737	1:43.969 (1)	84.25		14:29:27.701
5 -	32.867	46.522	24.955	1:44.344	83.95	0.375	14:31:12.045
6 -	32.875	47.224	24.859	1:44.958	83.46	0.989	14:32:57.003

BMCRC - MRO Championships 2022 - Rnd 6 @ Brands Hatch GP

DFDS Yamaha Past Masters

RACE 7 - SECTOR ANALYSIS



SECTOR 1 = FL to I1, SECTOR 2 = I1 to I2, SECTOR 3 = I2 to FL, DIFF = Difference To Personal Best Lap, P = Crossed Finish Line in Pit Lane, D = Time Disallowed

P7 27		Richard HAYWARD		Yamaha TZR - Hazel Motors/ Gforce			
IDEAL LAP TIME : 1:45.114		BEST LAP TIME : 1:45.484		DIFFERENCE : 0.370			
LAP	SECTOR 1	SECTOR 2	SECTOR 3	LAP TIME	MPH	DIFF	TIME OF DAY
1 -		47.888	25.140	1:54.288	76.64	8.804	14:24:18.794
2 -	32.791	47.342	25.351	1:45.484 (1)	83.04		14:26:04.278
3 -	33.041	47.689	25.337	1:46.067 (3)	82.58	0.583	14:27:50.345
4 -	33.077	47.183	25.252	1:45.512 (2)	83.02	0.028	14:29:35.857
5 -	32.862	47.784	25.493	1:46.139	82.53	0.655	14:31:21.996
6 -	33.336	47.678	25.475	1:46.489	82.26	1.005	14:33:08.485

P8 8		David BALL		Yamaha TZR250 - Gardiner Page and Roe pension consultants			
IDEAL LAP TIME : 1:44.552		BEST LAP TIME : 1:46.298		DIFFERENCE : 1.746			
LAP	SECTOR 1	SECTOR 2	SECTOR 3	LAP TIME	MPH	DIFF	TIME OF DAY
1 -		47.109	24.676	1:50.292	79.42	3.994	14:24:14.798
2 -	33.277	48.080	24.941	1:46.298 (1)	82.40		14:26:01.096
3 -	32.767	48.297	25.450	1:46.514 (3)	82.24	0.216	14:27:47.610
4 -	32.962	48.496	25.727	1:47.185	81.72	0.887	14:29:34.795
5 -	34.267	47.950	25.160	1:47.377	81.58	1.079	14:31:22.172
6 -	33.264	48.053	25.057	1:46.374 (2)	82.34	0.076	14:33:08.546

P9 4		Denis HALL		Yamaha TZR250 - D & A AUTOS			
IDEAL LAP TIME : 1:44.852		BEST LAP TIME : 1:45.198		DIFFERENCE : 0.346			
LAP	SECTOR 1	SECTOR 2	SECTOR 3	LAP TIME	MPH	DIFF	TIME OF DAY
1 -		47.203	24.830	1:51.220	78.76	6.022	14:24:15.726
2 -	32.974	47.048	25.176	1:45.198 (1)	83.27		14:26:00.924
3 -	33.253	47.718	25.501	1:46.472 (2)	82.27	1.274	14:27:47.396
4 -	33.503	47.965	25.658	1:47.126	81.77	1.928	14:29:34.522
5 -	33.927	48.424	25.210	1:47.561	81.44	2.363	14:31:22.083
6 -	33.613	48.120	24.965	1:46.698 (3)	82.09	1.500	14:33:08.781

P10 15		Billy PERKINS		Yamaha TZR 250 - Ashford tarmac / Barking mad about Animals			
IDEAL LAP TIME : 1:45.391		BEST LAP TIME : 1:45.673		DIFFERENCE : 0.282			
LAP	SECTOR 1	SECTOR 2	SECTOR 3	LAP TIME	MPH	DIFF	TIME OF DAY
1 -		48.026	25.404	1:53.638	77.08	7.965	14:24:18.144
2 -	33.264	48.062	24.948	1:46.274 (3)	82.42	0.601	14:26:04.418
3 -	33.239	47.580	25.354	1:46.173 (2)	82.50	0.500	14:27:50.591
4 -	33.050	47.393	25.230	1:45.673 (1)	82.89		14:29:36.264
5 -	33.116	47.828	25.436	1:46.380	82.34	0.707	14:31:22.644
6 -	33.244	48.187	24.961	1:46.392	82.33	0.719	14:33:09.036

P11 92 C		Andrew MOOK		Yamaha TZR250 -			
IDEAL LAP TIME : 1:46.693		BEST LAP TIME : 1:46.693		DIFFERENCE : 0.000			
LAP	SECTOR 1	SECTOR 2	SECTOR 3	LAP TIME	MPH	DIFF	TIME OF DAY
1 -		49.436	25.781	1:54.877	76.25	8.184	14:24:19.383
2 -	33.343	48.030	25.456	1:46.829 (2)	81.99	0.136	14:26:06.212
3 -	33.786	48.951	25.641	1:48.378	80.82	1.685	14:27:54.590
4 -	34.484	48.182	25.420	1:48.086	81.04	1.393	14:29:42.676
5 -	33.536	48.836	25.456	1:47.828 (3)	81.23	1.135	14:31:30.504
6 -	33.299	47.985	25.409	1:46.693 (1)	82.10		14:33:17.197

P12 26 C		Damian LEE		Yamaha TZR250 - Leed Autos			
IDEAL LAP TIME : 1:46.440		BEST LAP TIME : 1:46.648		DIFFERENCE : 0.208			
LAP	SECTOR 1	SECTOR 2	SECTOR 3	LAP TIME	MPH	DIFF	TIME OF DAY
1 -		48.497	25.298	1:54.153	76.73	7.505	14:24:18.659
2 -	33.273	48.290	25.283	1:46.846 (2)	81.98	0.198	14:26:05.505
3 -	33.602	49.375	25.247	1:48.224	80.94	1.576	14:27:53.729
4 -	33.753	48.118	26.284	1:48.155 (3)	80.99	1.507	14:29:41.884
5 -	34.124	49.627	25.438	1:49.189	80.22	2.541	14:31:31.073
6 -	33.373	47.920	25.355	1:46.648 (1)	82.13		14:33:17.721

BMCRC - MRO Championships 2022 - Rnd 6 @ Brands Hatch GP

DFDS Yamaha Past Masters

RACE 7 - SECTOR ANALYSIS



SECTOR 1 = FL to I1, SECTOR 2 = I1 to I2, SECTOR 3 = I2 to FL, DIFF = Difference To Personal Best Lap, P = Crossed Finish Line in Pit Lane, D = Time Disallowed

P13 60 C		Daniel GOUGH		Yamaha TZR 250 - Kieran Lewis/G Force Mc			
IDEAL LAP TIME : 1:46.368		BEST LAP TIME : 1:46.368		DIFFERENCE : 0.000			
LAP	SECTOR 1	SECTOR 2	SECTOR 3	LAP TIME	MPH	DIFF	TIME OF DAY
1 -		48.798	25.638	1:55.326	75.95	8.958	14:24:19.832
2 -	33.569	47.922	25.402	1:46.893 (2)	81.94	0.525	14:26:06.725
3 -	34.394	48.160	25.862	1:48.416	80.79	2.048	14:27:55.141
4 -	34.152	48.301	25.636	1:48.089 (3)	81.04	1.721	14:29:43.230
5 -	33.603	49.031	25.827	1:48.461	80.76	2.093	14:31:31.691
6 -	33.413	47.604	25.351	1:46.368 (1)	82.35		14:33:18.059

P14 72 C		John HAMILTON		Yamaha TRZ250 - LW Racing			
IDEAL LAP TIME : 1:46.642		BEST LAP TIME : 1:47.079		DIFFERENCE : 0.437			
LAP	SECTOR 1	SECTOR 2	SECTOR 3	LAP TIME	MPH	DIFF	TIME OF DAY
1 -		48.763	25.749	1:55.611	75.76	8.532	14:24:20.117
2 -	33.677	47.907	25.495	1:47.079 (1)	81.80		14:26:07.196
3 -	33.311	48.726	26.178	1:48.215 (3)	80.94	1.136	14:27:55.411
4 -	34.252	48.388	25.424	1:48.064 (2)	81.06	0.985	14:29:43.475
5 -	33.897	48.715	25.829	1:48.441	80.77	1.362	14:31:31.916
6 -	33.943	48.629	26.199	1:48.771	80.53	1.692	14:33:20.687

P15 199 C		Michael FROST		Yamaha TZR250 -			
IDEAL LAP TIME : 1:49.161		BEST LAP TIME : 1:49.649		DIFFERENCE : 0.488			
LAP	SECTOR 1	SECTOR 2	SECTOR 3	LAP TIME	MPH	DIFF	TIME OF DAY
1 -		50.386	26.319	2:01.464	72.11	11.815	14:24:25.970
2 -	35.368	50.482	26.285	1:52.135	78.11	2.486	14:26:18.105
3 -	35.035	50.068	26.358	1:51.461	78.59	1.812	14:28:09.566
4 -	34.813	49.854	26.262	1:50.929 (3)	78.96	1.280	14:30:00.495
5 -	34.172	49.563	26.114	1:49.849 (2)	79.74	0.200	14:31:50.344
6 -	34.487	48.875	26.287	1:49.649 (1)	79.88		14:33:39.993

P16 333 C		Mark STUBBERFIELD		Yamaha TZR250 - Polished concrete London			
IDEAL LAP TIME : 1:49.687		BEST LAP TIME : 1:49.687		DIFFERENCE : 0.000			
LAP	SECTOR 1	SECTOR 2	SECTOR 3	LAP TIME	MPH	DIFF	TIME OF DAY
1 -		49.999	26.061	1:57.784	74.37	8.097	14:24:22.290
2 -	34.384	52.339	26.118	1:52.841	77.62	3.154	14:26:15.131
3 -	34.582	50.618	26.270	1:51.470 (2)	78.58	1.783	14:28:06.601
4 -	34.680	50.473	27.107	1:52.260	78.03	2.573	14:29:58.861
5 -	35.369	50.380	26.214	1:51.963 (3)	78.23	2.276	14:31:50.824
6 -	34.174	49.490	26.023	1:49.687 (1)	79.86		14:33:40.511

P17 29		Derek CRIPPS		Yamaha TZR - Kelly Cripps - Team FBR			
IDEAL LAP TIME : 1:46.583		BEST LAP TIME : 1:46.739		DIFFERENCE : 0.156			
LAP	SECTOR 1	SECTOR 2	SECTOR 3	LAP TIME	MPH	DIFF	TIME OF DAY
1 -		48.173	26.278	1:54.564	76.46	7.825	14:24:19.070
2 -	33.353	47.977	25.487	1:46.817 (2)	82.00	0.078	14:26:05.887
3 -	33.636	47.743	25.579	1:46.958 (3)	81.89	0.219	14:27:52.845
4 -	33.383	47.748	25.608	1:46.739 (1)	82.06		14:29:39.584
5 -	41.891	54.582	27.908	2:04.381	70.42	17.642	14:31:43.965
6 -	36.892	52.622	27.395	1:56.909	74.92	10.170	14:33:40.874

P18 28		Liam McCARTER		Yamaha TZR - Katie McCarter			
IDEAL LAP TIME : 1:49.935		BEST LAP TIME : 1:50.636		DIFFERENCE : 0.701			
LAP	SECTOR 1	SECTOR 2	SECTOR 3	LAP TIME	MPH	DIFF	TIME OF DAY
1 -		49.646	26.982	1:58.877	73.68	8.241	14:24:23.383
2 -	34.213	54.404	27.454	1:56.071	75.46	5.435	14:26:19.454
3 -	34.607	50.291	26.530	1:51.428 (3)	78.61	0.792	14:28:10.882
4 -	34.232	49.751	26.653	1:50.636 (1)	79.17		14:30:01.518
5 -	34.481	49.673	26.733	1:50.887 (2)	78.99	0.251	14:31:52.405
6 -	34.685	49.192	27.797	1:51.674	78.44	1.038	14:33:44.079

BMCRC - MRO Championships 2022 - Rnd 6 @ Brands Hatch GP

DFDS Yamaha Past Masters

RACE 7 - SECTOR ANALYSIS



SECTOR 1 = FL to I1, SECTOR 2 = I1 to I2, SECTOR 3 = I2 to FL, DIFF = Difference To Personal Best Lap, P = Crossed Finish Line in Pit Lane, D = Time Disallowed

P19 36 R		Phil ZANUTTO		Yamaha TZR250 -			
IDEAL LAP TIME : 1:53.079		BEST LAP TIME : 1:53.598		DIFFERENCE : 0.519			
LAP	SECTOR 1	SECTOR 2	SECTOR 3	LAP TIME	MPH	DIFF	TIME OF DAY
1 -		50.760	26.812	2:00.747	72.54	7.149	14:24:25.253
2 -	36.623	51.139	26.600	1:54.362 (3)	76.59	0.764	14:26:19.615
3 -	36.453	51.080	27.059	1:54.592	76.44	0.994	14:28:14.207
4 -	36.544	51.031	26.813	1:54.388	76.58	0.790	14:30:08.595
5 -	35.719	51.045	26.834	1:53.598 (1)	77.11		14:32:02.193
6 -	35.982	50.965	26.738	1:53.685 (2)	77.05	0.087	14:33:55.878

P20 100 R		Michael GLISSON		Yamaha TZR 250 - www.ypmrc.co.uk			
IDEAL LAP TIME : 1:53.632		BEST LAP TIME : 1:54.041		DIFFERENCE : 0.409			
LAP	SECTOR 1	SECTOR 2	SECTOR 3	LAP TIME	MPH	DIFF	TIME OF DAY
1 -		50.964	27.096	2:01.556	72.06	7.515	14:24:26.062
2 -	36.207	51.102	27.248	1:54.557	76.46	0.516	14:26:20.619
3 -	35.881	51.030	27.420	1:54.331 (3)	76.61	0.290	14:28:14.950
4 -	36.230	50.949	27.404	1:54.583	76.44	0.542	14:30:09.533
5 -	35.728	51.031	27.365	1:54.124 (2)	76.75	0.083	14:32:03.657
6 -	35.669	50.867	27.505	1:54.041 (1)	76.81		14:33:57.698

P21 73 C		Colvin TURNER		Yamaha TZR250 -			
IDEAL LAP TIME : 1:50.037		BEST LAP TIME : 1:55.247		DIFFERENCE : 5.210			
LAP	SECTOR 1	SECTOR 2	SECTOR 3	LAP TIME	MPH	DIFF	TIME OF DAY
1 -		48.944	26.039	1:57.011	74.86	1.764	14:24:21.517
2 -	35.054	53.011	27.182	1:55.247 (1)	76.00		14:26:16.764
3 -	36.146	52.218	27.121	1:55.485 (2)	75.85	0.238	14:28:12.249
4 -	36.447	52.807	27.764	1:57.018 (3)	74.85	1.771	14:30:09.267
5 -	37.453	53.857	29.359	2:00.669	72.59	5.422	14:32:09.936
6 -	38.076	53.939	28.066	2:00.081	72.94	4.834	14:34:10.017

P22 69 C		Mark ELLERAY		Yamaha TZR250 - Abbot Solutions Ltd			
IDEAL LAP TIME : 1:54.641		BEST LAP TIME : 1:55.204		DIFFERENCE : 0.563			
LAP	SECTOR 1	SECTOR 2	SECTOR 3	LAP TIME	MPH	DIFF	TIME OF DAY
1 -		52.407	27.900	2:05.133	70.00	9.929	14:24:29.639
2 -	37.067	52.905	27.991	1:57.963	74.25	2.759	14:26:27.602
3 -	36.149	52.510	27.557	1:56.216	75.37	1.012	14:28:23.818
4 -	36.002	51.742	28.136	1:55.880 (3)	75.59	0.676	14:30:19.698
5 -	36.260	51.579	27.412	1:55.251 (2)	76.00	0.047	14:32:14.949
6 -	36.086	51.227	27.891	1:55.204 (1)	76.03		14:34:10.153

P23 71 C		Alan BUSHELL		Yamaha RD250LC -			
IDEAL LAP TIME : 1:56.602		BEST LAP TIME : 1:56.951		DIFFERENCE : 0.349			
LAP	SECTOR 1	SECTOR 2	SECTOR 3	LAP TIME	MPH	DIFF	TIME OF DAY
1 -		52.917	27.707	2:05.821	69.62	8.870	14:24:30.327
2 -	37.173	53.060	28.049	1:58.282	74.05	1.331	14:26:28.609
3 -	36.998	52.772	27.554	1:57.324 (2)	74.66	0.373	14:28:25.933
4 -	36.808	52.242	27.901	1:56.951 (1)	74.90		14:30:22.884
5 -	36.806	52.837	27.794	1:57.437 (3)	74.59	0.486	14:32:20.321
6 -	36.868	52.874	27.915	1:57.657	74.45	0.706	14:34:17.978

P24 31 C		Rob FARMER		Yamaha TZR 250 -			
IDEAL LAP TIME : 1:56.266		BEST LAP TIME : 1:56.549		DIFFERENCE : 0.283			
LAP	SECTOR 1	SECTOR 2	SECTOR 3	LAP TIME	MPH	DIFF	TIME OF DAY
1 -		53.098	27.109	2:06.506	69.24	9.957	14:24:31.012
2 -	37.181	54.116	27.574	1:58.871	73.69	2.322	14:26:29.883
3 -	37.603	52.901	27.488	1:57.992	74.24	1.443	14:28:27.875
4 -	36.548	52.609	27.392	1:56.549 (1)	75.16		14:30:24.424
5 -	36.695	53.147	27.383	1:57.225 (3)	74.72	0.676	14:32:21.649
6 -	36.557	53.093	27.469	1:57.119 (2)	74.79	0.570	14:34:18.768

BMCRC - MRO Championships 2022 - Rnd 6 @ Brands Hatch GP

DFDS Yamaha Past Masters

RACE 7 - SECTOR ANALYSIS



SECTOR 1 = FL to I1, SECTOR 2 = I1 to I2, SECTOR 3 = I2 to FL, DIFF = Difference To Personal Best Lap, P = Crossed Finish Line in Pit Lane, D = Time Disallowed

P25 77 R Adam COLLINS		Yamaha TZR250 - 2 Cows Racing					
IDEAL LAP TIME : 1:55.428		BEST LAP TIME : 1:55.800		DIFFERENCE : 0.372			
LAP	SECTOR 1	SECTOR 2	SECTOR 3	LAP TIME	MPH	DIFF	TIME OF DAY
1 -		53.660	27.792	2:07.952	68.46	12.152	14:24:32.458
2 -	36.614	53.890	27.936	1:58.440	73.96	2.640	14:26:30.898
3 -	36.748	54.157	28.174	1:59.079	73.56	3.279	14:28:29.977
4 -	35.757	52.349	27.694	1:55.800 (1)	75.64		14:30:25.777
5 -	35.811	52.895	27.484	1:56.190 (3)	75.39	0.390	14:32:21.967
6 -	35.595	52.814	27.641	1:56.050 (2)	75.48	0.250	14:34:18.017

P26 62 C David PATERSON		Yamaha TZR 2MA - The love of a good woman					
IDEAL LAP TIME : 1:56.264		BEST LAP TIME : 1:56.717		DIFFERENCE : 0.453			
LAP	SECTOR 1	SECTOR 2	SECTOR 3	LAP TIME	MPH	DIFF	TIME OF DAY
1 -		52.804	27.409	2:04.412	70.40	7.695	14:24:28.918
2 -	37.310	53.721	27.925	1:58.956 (3)	73.63	2.239	14:26:27.874
3 -	36.449	53.151	27.117	1:56.717 (1)	75.05		14:28:24.591
4 -	36.879	52.698	27.703	1:57.280 (2)	74.69	0.563	14:30:21.871

P27 65 Nigel TERRY		Yamaha TZR250 - NTrap Garage Doors					
IDEAL LAP TIME : 1:57.477		BEST LAP TIME : 1:58.827		DIFFERENCE : 1.350			
LAP	SECTOR 1	SECTOR 2	SECTOR 3	LAP TIME	MPH	DIFF	TIME OF DAY
1 -		52.651	27.633	2:06.188	69.41	7.361	14:24:30.694
2 -	37.193	53.661	27.973	1:58.827 (1)	73.71		14:26:29.521
3 -	37.657	54.382	28.564	2:00.603 (2)	72.63	1.776	14:28:30.124
4 -	37.707	55.330	29.104	2:02.141 (3)	71.71	3.314	14:30:32.265

P28 25 C Stephen WIMBLE		Yamaha TZR 250 - S.B.W Contractor					
IDEAL LAP TIME : 1:58.355		BEST LAP TIME : 1:58.419		DIFFERENCE : 0.064			
LAP	SECTOR 1	SECTOR 2	SECTOR 3	LAP TIME	MPH	DIFF	TIME OF DAY
1 -		53.663	28.280	2:07.846	68.51	9.427	14:24:32.352
2 -	36.569	53.727	28.123	1:58.419 (1)	73.97		14:26:30.771
3 -	37.278	54.135	28.260	1:59.673 (2)	73.19	1.254	14:28:30.444

BMCRC - MRO Championships 2022 - Rnd 6 @ Brands Hatch GP

DFDS Yamaha Past Masters

RACE 7 - BEST SECTORS

SECTOR 1			SECTOR 2			SECTOR 3			IDEAL / BEST COMPARISON						
POS	NO	NAME	TIME	NO	NAME	TIME	NO	NAME	TIME	POS	NO	NAME	IDEAL	BEST	DIFF
												PERFECT LAP	1:40.921		
1	75	JOHNSON	31.594	30	COOPER	45.523	30	COOPER	23.804	1	30	COOPER	1:41.051	1:41.282	0.231
2	30	COOPER	31.724	19	BRANTON	45.741	74	WHITBY	24.209	2	75	JOHNSON	1:41.830	1:42.161	0.331
3	74	WHITBY	31.910	74	WHITBY	45.769	19	BRANTON	24.265	3	74	WHITBY	1:41.888	1:42.198	0.310
4	19	BRANTON	32.056	75	JOHNSON	45.853	75	JOHNSON	24.383	4	19	BRANTON	1:42.062	1:42.074	0.012
5	57	MOOK	32.113	57	MOOK	46.192	57	MOOK	24.545	5	57	MOOK	1:42.850	1:43.109	0.259
6	61	WELCH	32.492	61	WELCH	46.330	61	WELCH	24.636	6	61	WELCH	1:43.458	1:43.969	0.511
7	8	BALL	32.767	4	HALIL	47.048	8	BALL	24.676	7	8	BALL	1:44.552	1:46.298	1.746
8	27	HAYWARD	32.791	8	BALL	47.109	4	HALIL	24.830	8	4	HALIL	1:44.852	1:45.198	0.346
9	4	HALIL	32.974	27	HAYWARD	47.183	15	PERKINS	24.948	9	27	HAYWARD	1:45.114	1:45.484	0.370
10	15	PERKINS	33.050	15	PERKINS	47.393	27	HAYWARD	25.140	10	15	PERKINS	1:45.391	1:45.673	0.282
11	26	LEE	33.273	60	GOUGH	47.604	26	LEE	25.247	11	60	GOUGH	1:46.368	1:46.368	0.000
12	92	MOOK	33.299	29	CRIPPS	47.743	60	GOUGH	25.351	12	26	LEE	1:46.440	1:46.648	0.208
13	72	HAMILTON	33.311	72	HAMILTON	47.907	92	MOOK	25.409	13	29	CRIPPS	1:46.583	1:46.739	0.156
14	29	CRIPPS	33.353	26	LEE	47.920	72	HAMILTON	25.424	14	72	HAMILTON	1:46.642	1:47.079	0.437
15	60	GOUGH	33.413	92	MOOK	47.985	29	CRIPPS	25.487	15	92	MOOK	1:46.693	1:46.693	0.000
16	199	FROST	34.172	199	FROST	48.875	333	STUBBERFIELD	26.023	16	199	FROST	1:49.161	1:49.649	0.488
17	333	STUBBERFIELD	34.174	73	TURNER	48.944	73	TURNER	26.039	17	333	STUBBERFIELD	1:49.687	1:49.687	0.000
18	28	McCARTER	34.213	28	McCARTER	49.192	199	FROST	26.114	18	28	McCARTER	1:49.935	1:50.636	0.701
19	73	TURNER	35.054	333	STUBBERFIELD	49.490	28	McCARTER	26.530	19	73	TURNER	1:50.037	1:55.247	5.210
20	77	COLLINS	35.595	36	ZANUTTO	50.760	36	ZANUTTO	26.600	20	36	ZANUTTO	1:53.079	1:53.598	0.519
21	100	GLISSON	35.669	100	GLISSON	50.867	100	GLISSON	27.096	21	100	GLISSON	1:53.632	1:54.041	0.409
22	36	ZANUTTO	35.719	69	ELLERAY	51.227	31	FARMER	27.109	22	69	ELLERAY	1:54.641	1:55.204	0.563
23	69	ELLERAY	36.002	71	BUSHELL	52.242	62	PATERSON	27.117	23	77	COLLINS	1:55.428	1:55.800	0.372
24	62	PATERSON	36.449	77	COLLINS	52.349	69	ELLERAY	27.412	24	62	PATERSON	1:56.264	1:56.717	0.453
25	31	FARMER	36.548	31	FARMER	52.609	77	COLLINS	27.484	25	31	FARMER	1:56.266	1:56.549	0.283
26	25	WIMBLE	36.569	65	TERRY	52.651	71	BUSHELL	27.554	26	71	BUSHELL	1:56.602	1:56.951	0.349
27	71	BUSHELL	36.806	62	PATERSON	52.698	65	TERRY	27.633	27	65	TERRY	1:57.477	1:58.827	1.350
28	65	TERRY	37.193	25	WIMBLE	53.663	25	WIMBLE	28.123	28	25	WIMBLE	1:58.355	1:58.419	0.064

BMCRC - MRO Championships 2022 - Rnd 6 @ Brands Hatch GP

DFDS Yamaha Past Masters

RACE 7 - STATISTICS

Competitors Started 28
Planned Start 2022-07-16 @ 14:20:00.000
Actual Start 2022-07-16 @ 14:22:24.505
Finish Time 2022-07-16 @ 14:32:45.058
Track Length 2.4332mi.
Total Laps 161
Total Distance Covered 391.7596mi.

Session Fastest Lap History

NO	CL	NAME	LAP TIME	TIME OF DAY	LAP	VEHICLE
19		Peter BRANTON	1:42.902	14:25:55.202	2	Yamaha TZR 250
75		Anthony JOHNSON	1:42.658	14:25:55.503	2	Yamaha TZR 250
19		Peter BRANTON	1:42.507	14:27:37.709	3	Yamaha TZR 250
30		Alan COOPER	1:42.090	14:27:38.489	3	Yamaha TZR250
30		Alan COOPER	1:42.049	14:29:20.539	4	Yamaha TZR250
30		Alan COOPER	1:41.282	14:32:45.148	6	Yamaha TZR250

Session Leader History

NO	CL	NAME	FROM LAP	LAPS LED	DISTANCE	VEHICLE
19		Peter BRANTON	1	6	14.59 miles	Yamaha TZR 250

Flag History

TYPE	TIME OF DAY
GREEN	14:22:24.505
FINISH	14:32:45.058

Flag Statistics

TYPE	COUNT	TOTAL LAPS	TOTAL TIME
Green	1	6	12:09.194
Red	0	0	0.000
Safety Car	0	0	0.000
FCY	0	0	0.000

BMCRC - MRO Championships 2022 - Rnd 6 @ Brands Hatch GP

DFDS Yamaha Past Masters

RACE 7 - STATISTICS

CLASS :

13 Starters

Fastest Lap History

NO	NAME	LAP TIME	TIME OF DAY	LAP	VEHICLE
19	Peter BRANTON	1:42.902	14:25:55.202	2	Yamaha TZR 250
75	Anthony JOHNSON	1:42.658	14:25:55.503	2	Yamaha TZR 250
19	Peter BRANTON	1:42.507	14:27:37.709	3	Yamaha TZR 250
30	Alan COOPER	1:42.090	14:27:38.489	3	Yamaha TZR250
30	Alan COOPER	1:42.049	14:29:20.539	4	Yamaha TZR250
30	Alan COOPER	1:41.282	14:32:45.148	6	Yamaha TZR250

Leader History

NO	NAME	FROM LAP	LAPS LED	DISTANCE	VEHICLE
19	Peter BRANTON	1	6	14.59 miles	Yamaha TZR 250

BMCRC - MRO Championships 2022 - Rnd 6 @ Brands Hatch GP

DFDS Yamaha Past Masters

RACE 7 - STATISTICS

CLASS : C

12 Starters

Fastest Lap History

NO	NAME	LAP TIME	TIME OF DAY	LAP	VEHICLE
26	Damian LEE	1:46.846	14:26:05.516	2	Yamaha TZR250
92	Andrew MOOK	1:46.829	14:26:06.230	2	Yamaha TZR250
92	Andrew MOOK	1:46.693	14:33:17.212	6	Yamaha TZR250
26	Damian LEE	1:46.648	14:33:17.733	6	Yamaha TZR250
60	Daniel GOUGH	1:46.368	14:33:18.085	6	Yamaha TZR 250

Leader History

NO	NAME	FROM LAP	LAPS LED	DISTANCE	VEHICLE
26	Damian LEE	1	4	9.73 miles	Yamaha TZR250
92	Andrew MOOK	5	2	4.86 miles	Yamaha TZR250

BMCRC - MRO Championships 2022 - Rnd 6 @ Brands Hatch GP

DFDS Yamaha Past Masters

RACE 7 - STATISTICS

CLASS : R

3 Starters

Fastest Lap History

NO	NAME	LAP TIME	TIME OF DAY	LAP	VEHICLE
36	Phil ZANUTTO	1:54.362	14:26:19.626	2	Yamaha TZR250
100	Michael GLISSON	1:54.331	14:28:14.965	3	Yamaha TZR 250
36	Phil ZANUTTO	1:53.598	14:32:02.204	5	Yamaha TZR250

Leader History

NO	NAME	FROM LAP	LAPS LED	DISTANCE	VEHICLE
36	Phil ZANUTTO	1	6	14.59 miles	Yamaha TZR250

BMCRC - MRO Championships 2022 - Rnd 6 @ Brands Hatch GP
DFDS Yamaha Past Masters
RACE 16 - GRID (6 Laps)

ROW 10	30		29		28	65	Nigel TERRY	1:58.827						
ROW 9		27	25	Stephen WIMBLE	1:58.419	26	71	Alan BUSHELL	1:56.951	25	62	David PATERSON	1:56.717	
ROW 8		24	31	Rob FARMER	1:56.549	23	77	Adam COLLINS	1:55.800	22	73	Colvin TURNER	1:55.247	
ROW 7			21	69	Mark ELLERAY	1:55.204	20	100	Michael GLISSON	1:54.041	19	36	Phil ZANUTTO	1:53.598
ROW 6		18	28	Liam McCARTER	1:50.636	17	333	Mark STUBBERFIELD	1:49.687	16	199	Michael FROST	1:49.649	
ROW 5			15	72	John HAMILTON	1:47.079	14	29	Derek CRIPPS	1:46.739	13	92	Andrew MOOK	1:46.693
ROW 4		12	26	Damian LEE	1:46.648	11	60	Daniel GOUGH	1:46.368	10	8	David BALL	1:46.298	
ROW 3			9	15	Billy PERKINS	1:45.673	8	27	Richard HAYWARD	1:45.484	7	4	Denis HALIL	1:45.198
ROW 2		6	61	Paul WELCH	1:43.969	5	57	Geoff MOOK	1:43.109	4	74	Paul WHITBY	1:42.198	
ROW 1			3	75	Anthony JOHNSON	1:42.161	2	19	Peter BRANTON	1:42.074	1	30	Alan COOPER	1:41.282
Pole														

Brands Hatch GP: 2.4332 miles

These results are provisional until the conclusion of any judicial and technical matters.

Clerk Of Course :

Stewards :

Timekeeper :

Craig Smith

 Results can be found at www.tsl-timing.com

Printed - 14:35 Saturday, 16 July 2022



BMCRC - MRO Championships 2022 - Rnd 6 @ Brands Hatch GP
DFDS Yamaha Past Masters
RACE 16 - CLASSIFICATION

POS	NO	CL	PIC NAME	ENTRY	LAPS	TIME	GAP	DIFF	MPH	BEST	ON
1	19		1 Peter BRANTON	Yamaha TZR 250 - Exactweld Racing	6	10:19.565			84.83	1:42.198	3
2	75		2 Anthony JOHNSON	Yamaha TZR 250 - INTA MOTORCYCLE SERVICE	6	10:19.832	0.267	0.267	84.79	1:41.946	6
3	30		3 Alan COOPER	Yamaha TZR250 - Twistgrip Motorcycles	6	10:20.321	0.756	0.489	84.72	1:42.347	4
4	74		4 Paul WHITBY	Yamaha TZR 250 - Greybridge Ltd	6	10:27.245	7.680	6.924	83.79	1:43.387	4
5	61		5 Paul WELCH	Yamaha TZR250 -	6	10:34.956	15.391	7.711	82.77	1:43.885	2
6	27		6 Richard HAYWARD	Yamaha TZR - Hazel Motors/ Gforce	6	10:35.390	15.825	0.434	82.71	1:44.361	2
7	57		7 Geoff MOOK	Yamaha TZR 250 -	6	10:35.437	15.872	0.047	82.71	1:44.074	2
8	8		8 David BALL	Yamaha TZR250 - Gardiner Page and Roe pension	6	10:46.267	26.702	10.830	81.32	1:46.162	4
9	4		9 Denis HALIL	Yamaha TZR250 - D & A AUTOS	6	10:46.364	26.799	0.097	81.31	1:46.053	6
10	15		10 Billy PERKINS	Yamaha TZR 250 - Ashford tarmac / Barking mad ab	6	10:46.712	27.147	0.348	81.27	1:46.212	6
11	26	C	1 Damian LEE	Yamaha TZR250 - Leed Autos	6	10:50.294	30.729	3.582	80.82	1:46.656	3
12	60	C	2 Daniel GOUGH	Yamaha TZR 250 - Kieran Lewis/G Force Mc	6	10:50.469	30.904	0.175	80.80	1:46.865	4
13	29		11 Derek CRIPPS	Yamaha TZR - Kelly Cripps - Team FBR	6	10:50.590	31.025	0.121	80.78	1:46.796	4
14	72	C	3 John HAMILTON	Yamaha TRZ250 - LW Racing	6	11:03.010	43.445	12.420	79.27	1:48.599	2
15	199	C	4 Michael FROST	Yamaha TZR250 -	6	11:07.208	47.643	4.198	78.77	1:48.469	5
16	28		12 Liam McCARTER	Yamaha TZR - Katie McCarter	6	11:10.756	51.191	3.548	78.35	1:49.414	5
17	36	R	1 Phil ZANUTTO	Yamaha TZR250 -	6	11:26.955	1:07.390	16.199	76.51	1:51.581	6
18	100	R	2 Michael GLISSON	Yamaha TZR 250 - www.ypmrc.co.uk	6	11:27.067	1:07.502	0.112	76.49	1:52.111	6
19	31	C	5 Rob FARMER	Yamaha TZR 250 -	6	11:42.706	1:23.141	15.639	74.79	1:54.891	5
20	71	C	6 Alan BUSHELL	Yamaha RD250LC -	6	11:46.002	1:26.437	3.296	74.44	1:55.174	5
21	69	C	7 Mark ELLERAY	Yamaha TZR250 - Abbot Solutions Ltd	6	11:48.926	1:29.361	2.924	74.13	1:56.171	2
22	77	R	3 Adam COLLINS	Yamaha TZR250 - 2 Cows Racing	6	11:49.037	1:29.472	0.111	74.12	1:54.792	5
23	65		13 Nigel TERRY	Yamaha TZR250 - NTrap Garage Doors	6	12:04.677	1:45.112	15.640	72.52	1:57.293	3
24	73	C	8 Colvin TURNER	Yamaha TZR250 -	6	12:06.577	1:47.012	1.900	72.33	1:57.093	3

NOT CLASSIFIED

DNF	333	C	Mark STUBBERFIELD	Yamaha TZR250 - Polished concrete London	5	9:13.607	1 Lap	1 Lap	79.11	1:48.284	2
DNF	25	C	Stephen WIMBLE	Yamaha TZR 250 - S.B.W Contractor	2	4:11.317	4 Laps	3 Laps	69.71	2:03.311	2

FASTEST LAP

	75		Anthony JOHNSON	Yamaha TZR 250 - INTA MOTORCYCLE SERVICE	6	1:41.946			85.92 mph	138.28 kph	
	26	C	Damian LEE	Yamaha TZR250 - Leed Autos	3	1:46.656			82.13 mph	132.17 kph	
	36	R	Phil ZANUTTO	Yamaha TZR250 -	6	1:51.581			78.50 mph	126.34 kph	

Class - 92.5% of Race Speed = 78.46 mph
 Class C - 92.5% of Race Speed = 74.75 mph
 Class R - 92.5% of Race Speed = 70.77 mph

Weather / Track : Sunny / Dry

These results are provisional until the conclusion of any judicial and technical matters.

 Race Distance: 6 Laps / 14.59 miles
 Brands Hatch GP: 2.4332 miles
 Date: 16/07/2022 Start: 17:17 Finish: 17:27

Clerk Of Course :	Stewards :	Timekeeper : <i>Craig Smith</i>
-------------------	------------	------------------------------------

 Results can be found at www.tsl-timing.com

Printed - 17:31 Saturday, 16 July 2022



BMCRC - MRO Championships 2022 - Rnd 6 @ Brands Hatch GP

DFDS Yamaha Past Masters

RACE 16 - LAP CHART

LAP 1 @ 17:19:11.707

NO	BEHIND	LAP TIME
75		1:47.555
19	0.054	1:47.609
30	0.103	1:47.658
74	1.093	1:48.648
27	2.356	1:49.911
61	2.787	1:50.342
57	2.885	1:50.440
4	5.127	1:52.682
15	5.153	1:52.708
8	5.688	1:53.243
26	6.568	1:54.123
60	6.627	1:54.182
29	6.998	1:54.553
333	7.842	1:55.397
72	9.477	1:57.032
36	12.272	1:59.827
73	12.579	2:00.134
199	12.834	2:00.389
28	13.283	2:00.838
100	14.406	2:01.961
31	16.002	2:03.557
65	17.520	2:05.075
69	17.606	2:05.161
71	18.415	2:05.970
77	18.699	2:06.254
25	20.451	2:08.006

LAP 2 @ 17:20:54.005

NO	BEHIND	LAP TIME
75		1:42.298
19	0.080	1:42.324
30	0.205	1:42.400
74	2.567	1:43.772
61	4.374	1:43.885
27	4.419	1:44.361
57	4.661	1:44.074
4	10.333	1:47.504
8	10.449	1:47.059
15	10.815	1:47.960
26	11.576	1:47.306
29	11.958	1:47.258
60	12.466	1:48.137
333	13.828	1:48.284
72	15.778	1:48.599
28	21.017	1:50.032
199	21.406	1:50.870
36	24.443	1:54.469
100	25.754	1:53.646
31	29.610	1:55.906
69	31.479	1:56.171
71	33.273	1:57.156
65	33.460	1:58.238
77	33.796	1:57.395
73	41.230	2:10.949
25	41.464	2:03.311

LAP 3 @ 17:22:36.283

NO	BEHIND	LAP TIME
19		1:42.198
30	0.320	1:42.393
75	0.369	1:42.647
74	3.982	1:43.693

61	7.624	1:45.528
27	7.725	1:45.584
57	7.915	1:45.532
8	14.351	1:46.180
4	15.025	1:46.970
15	15.217	1:46.680
26	15.954	1:46.656
29	16.694	1:47.014
60	17.175	1:46.987
333	20.894	1:49.344
72	22.491	1:48.991
199	28.970	1:49.842
28	30.338	1:51.599
100	36.778	1:53.302
36	37.458	1:55.293
31	43.399	1:56.067
69	45.698	1:56.497
71	47.145	1:56.150
65	48.475	1:57.293
77	48.690	1:57.172
73	56.045	1:57.093

LAP 4 @ 17:24:18.841

NO	BEHIND	LAP TIME
19		1:42.558
30	0.109	1:42.347
75	0.452	1:42.641
74	4.811	1:43.387
61	10.078	1:45.012
27	10.141	1:44.974
57	10.425	1:45.068
8	17.955	1:46.162
4	19.127	1:46.660
15	19.209	1:46.550
26	20.433	1:47.037
29	20.932	1:46.796
60	21.482	1:46.865
333	28.789	1:50.453
72	29.638	1:49.705
199	35.581	1:49.169
28	37.209	1:49.429
100	46.914	1:52.694
36	47.494	1:52.594
31	56.374	1:55.533
69	59.683	1:56.543
71	1:00.687	1:56.100
77	1:02.392	1:56.260
65	1:04.431	1:58.514
73	1:12.739	1:59.252

LAP 5 @ 17:26:01.471

NO	BEHIND	LAP TIME
19		1:42.630
30	0.485	1:43.006
75	0.567	1:42.745
74	5.938	1:43.757
61	12.302	1:44.854
27	12.553	1:45.042
57	12.834	1:45.039
8	22.099	1:46.774
4	22.992	1:46.495
15	23.181	1:46.602
26	25.343	1:47.540
29	25.749	1:47.447
60	25.906	1:47.054

72	36.258	1:49.250
333	36.288	1:50.129
199	41.420	1:48.469
28	43.993	1:49.414
100	57.637	1:53.353
36	58.055	1:53.191
31	1:08.635	1:54.891
71	1:13.231	1:55.174
69	1:14.301	1:57.248
77	1:14.554	1:54.792
65	1:21.139	1:59.338
73	1:32.013	2:01.904

LAP 6 @ 17:27:43.717

NO	BEHIND	LAP TIME
19		1:42.246
75	0.267	1:41.946
30	0.756	1:42.517
74	7.680	1:43.988
61	15.391	1:45.335
27	15.825	1:45.518
57	15.872	1:45.284
8	26.702	1:46.849
4	26.799	1:46.053
15	27.147	1:46.212
26	30.729	1:47.632
60	30.904	1:47.244
29	31.025	1:47.522
72	43.445	1:49.433
199	47.643	1:48.469
28	51.191	1:49.444
36	1:07.390	1:51.581
100	1:07.502	1:52.111
31	1:23.141	1:56.752
71	1:26.437	1:55.452
69	1:29.361	1:57.306
77	1:29.472	1:57.164
65	1:45.112	2:06.219
73	1:47.012	1:57.245

BMCRC - MRO Championships 2022 - Rnd 6 @ Brands Hatch GP

DFDS Yamaha Past Masters

RACE 16 - SECTOR ANALYSIS



SECTOR 1 = FL to I1, SECTOR 2 = I1 to I2, SECTOR 3 = I2 to FL, DIFF = Difference To Personal Best Lap, P = Crossed Finish Line in Pit Lane, D = Time Disallowed

P1 19		Peter BRANTON		Yamaha TZR 250 - Exactweld Racing			
IDEAL LAP TIME : 1:41.881		BEST LAP TIME : 1:42.198		DIFFERENCE : 0.317			
LAP	SECTOR 1	SECTOR 2	SECTOR 3	LAP TIME	MPH	DIFF	TIME OF DAY
1 -		45.740	24.454	1:47.609	81.40	5.411	17:19:11.761
2 -	32.492	45.499	24.333	1:42.324 (3)	85.60	0.126	17:20:54.085
3 -	32.200	45.581	24.417	1:42.198 (1)	85.71		17:22:36.283
4 -	32.167	45.828	24.563	1:42.558	85.41	0.360	17:24:18.841
5 -	32.183	45.964	24.483	1:42.630	85.35	0.432	17:26:01.471
6 -	32.387	45.381	24.478	1:42.246 (2)	85.67	0.048	17:27:43.717

P2 75		Anthony JOHNSON		Yamaha TZR 250 - INTA MOTORCYCLE SERVICES LTD			
IDEAL LAP TIME : 1:41.863		BEST LAP TIME : 1:41.946		DIFFERENCE : 0.083			
LAP	SECTOR 1	SECTOR 2	SECTOR 3	LAP TIME	MPH	DIFF	TIME OF DAY
1 -		45.804	24.884	1:47.555	81.44	5.609	17:19:11.707
2 -	31.676	45.830	24.792	1:42.298 (2)	85.63	0.352	17:20:54.005
3 -	31.845	46.123	24.679	1:42.647	85.33	0.701	17:22:36.652
4 -	32.109	45.876	24.656	1:42.641 (3)	85.34	0.695	17:24:19.293
5 -	32.087	45.923	24.735	1:42.745	85.25	0.799	17:26:02.038
6 -	31.519	45.688	24.739	1:41.946 (1)	85.92		17:27:43.984

P3 30		Alan COOPER		Yamaha TZR250 - Twistgrip Motorcycles			
IDEAL LAP TIME : 1:41.784		BEST LAP TIME : 1:42.347		DIFFERENCE : 0.563			
LAP	SECTOR 1	SECTOR 2	SECTOR 3	LAP TIME	MPH	DIFF	TIME OF DAY
1 -		45.769	24.155	1:47.658	81.36	5.311	17:19:11.810
2 -	32.602	45.746	24.052	1:42.400 (3)	85.54	0.053	17:20:54.210
3 -	32.145	45.936	24.312	1:42.393 (2)	85.55	0.046	17:22:36.603
4 -	32.151	45.777	24.419	1:42.347 (1)	85.58		17:24:18.950
5 -	32.465	45.820	24.721	1:43.006	85.04	0.659	17:26:01.956
6 -	32.058	46.479	23.980	1:42.517	85.44	0.170	17:27:44.473

P4 74		Paul WHITBY		Yamaha TZR 250 - Greybridge Ltd			
IDEAL LAP TIME : 1:43.044		BEST LAP TIME : 1:43.387		DIFFERENCE : 0.343			
LAP	SECTOR 1	SECTOR 2	SECTOR 3	LAP TIME	MPH	DIFF	TIME OF DAY
1 -		45.922	24.692	1:48.648	80.62	5.261	17:19:12.800
2 -	32.774	46.002	24.996	1:43.772	84.41	0.385	17:20:56.572
3 -	32.626	46.291	24.776	1:43.693 (2)	84.47	0.306	17:22:40.265
4 -	32.596	46.178	24.613	1:43.387 (1)	84.72		17:24:23.652
5 -	32.509	46.487	24.761	1:43.757 (3)	84.42	0.370	17:26:07.409
6 -	32.523	46.361	25.104	1:43.988	84.23	0.601	17:27:51.397

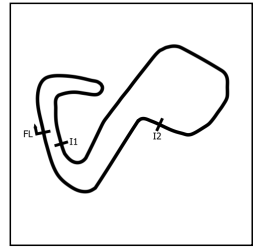
P5 61		Paul WELCH		Yamaha TZR250 -			
IDEAL LAP TIME : 1:43.762		BEST LAP TIME : 1:43.885		DIFFERENCE : 0.123			
LAP	SECTOR 1	SECTOR 2	SECTOR 3	LAP TIME	MPH	DIFF	TIME OF DAY
1 -		46.502	24.679	1:50.342	79.38	6.457	17:19:14.494
2 -	32.619	46.464	24.802	1:43.885 (1)	84.32		17:20:58.379
3 -	33.089	47.189	25.250	1:45.528	83.00	1.643	17:22:43.907
4 -	33.024	46.715	25.273	1:45.012 (3)	83.41	1.127	17:24:28.919
5 -	33.071	46.905	24.878	1:44.854 (2)	83.54	0.969	17:26:13.773
6 -	33.496	46.764	25.075	1:45.335	83.16	1.450	17:27:59.108

P6 27		Richard HAYWARD		Yamaha TZR - Hazel Motors/ Gforce			
IDEAL LAP TIME : 1:43.739		BEST LAP TIME : 1:44.361		DIFFERENCE : 0.622			
LAP	SECTOR 1	SECTOR 2	SECTOR 3	LAP TIME	MPH	DIFF	TIME OF DAY
1 -		46.423	25.051	1:49.911	79.69	5.550	17:19:14.063
2 -	32.296	46.689	25.376	1:44.361 (1)	83.93		17:20:58.424
3 -	32.743	47.276	25.565	1:45.584	82.96	1.223	17:22:44.008
4 -	32.579	47.008	25.387	1:44.974 (2)	83.44	0.613	17:24:28.982
5 -	32.826	47.196	25.020	1:45.042 (3)	83.39	0.681	17:26:14.024
6 -	32.892	46.814	25.812	1:45.518	83.01	1.157	17:27:59.542

BMCRC - MRO Championships 2022 - Rnd 6 @ Brands Hatch GP

DFDS Yamaha Past Masters

RACE 16 - SECTOR ANALYSIS



SECTOR 1 = FL to I1, SECTOR 2 = I1 to I2, SECTOR 3 = I2 to FL, DIFF = Difference To Personal Best Lap, P = Crossed Finish Line in Pit Lane, D = Time Disallowed

P7 57		Geoff MOOK		Yamaha TZR 250 -			
IDEAL LAP TIME : 1:43.872		BEST LAP TIME : 1:44.074		DIFFERENCE : 0.202			
LAP	SECTOR 1	SECTOR 2	SECTOR 3	LAP TIME	MPH	DIFF	TIME OF DAY
1 -		46.147	25.265	1:50.440	79.31	6.366	17:19:14.592
2 -	32.860	46.349	24.865	1:44.074 (1)	84.16		17:20:58.666
3 -	33.145	47.165	25.222	1:45.532	83.00	1.458	17:22:44.198
4 -	33.193	46.574	25.301	1:45.068 (3)	83.37	0.994	17:24:29.266
5 -	33.088	47.055	24.896	1:45.039 (2)	83.39	0.965	17:26:14.305
6 -	33.018	46.997	25.269	1:45.284	83.20	1.210	17:27:59.589

P8 8		David BALL		Yamaha TZR250 - Gardiner Page and Roe pension consultants			
IDEAL LAP TIME : 1:46.024		BEST LAP TIME : 1:46.162		DIFFERENCE : 0.138			
LAP	SECTOR 1	SECTOR 2	SECTOR 3	LAP TIME	MPH	DIFF	TIME OF DAY
1 -		48.139	25.690	1:53.243	77.35	7.081	17:19:17.395
2 -	33.253	47.693	26.113	1:47.059	81.82	0.897	17:21:04.454
3 -	32.929	47.674	25.577	1:46.180 (2)	82.49	0.018	17:22:50.634
4 -	32.890	47.682	25.590	1:46.162 (1)	82.51		17:24:36.796
5 -	32.876	48.361	25.537	1:46.774 (3)	82.04	0.612	17:26:23.570
6 -	33.236	48.139	25.474	1:46.849	81.98	0.687	17:28:10.419

P9 4		Denis HALL		Yamaha TZR250 - D & A AUTOS			
IDEAL LAP TIME : 1:46.053		BEST LAP TIME : 1:46.053		DIFFERENCE : 0.000			
LAP	SECTOR 1	SECTOR 2	SECTOR 3	LAP TIME	MPH	DIFF	TIME OF DAY
1 -		47.832	25.282	1:52.682	77.73	6.629	17:19:16.834
2 -	33.372	48.003	26.129	1:47.504	81.48	1.451	17:21:04.338
3 -	33.488	47.901	25.581	1:46.970	81.89	0.917	17:22:51.308
4 -	33.541	47.713	25.406	1:46.660 (3)	82.12	0.607	17:24:37.968
5 -	33.318	47.856	25.321	1:46.495 (2)	82.25	0.442	17:26:24.463
6 -	33.312	47.665	25.076	1:46.053 (1)	82.59		17:28:10.516

P10 15		Billy PERKINS		Yamaha TZR 250 - Ashford tarmac / Barking mad about Animals			
IDEAL LAP TIME : 1:45.845		BEST LAP TIME : 1:46.212		DIFFERENCE : 0.367			
LAP	SECTOR 1	SECTOR 2	SECTOR 3	LAP TIME	MPH	DIFF	TIME OF DAY
1 -		47.842	25.661	1:52.708	77.72	6.496	17:19:16.860
2 -	33.741	47.968	26.251	1:47.960	81.13	1.748	17:21:04.820
3 -	33.596	47.567	25.517	1:46.680	82.11	0.468	17:22:51.500
4 -	33.122	48.091	25.337	1:46.550 (2)	82.21	0.338	17:24:38.050
5 -	33.014	48.225	25.363	1:46.602 (3)	82.17	0.390	17:26:24.652
6 -	33.316	47.632	25.264	1:46.212 (1)	82.47		17:28:10.864

P11 26 C		Damian LEE		Yamaha TZR250 - Leed Autos			
IDEAL LAP TIME : 1:46.399		BEST LAP TIME : 1:46.656		DIFFERENCE : 0.257			
LAP	SECTOR 1	SECTOR 2	SECTOR 3	LAP TIME	MPH	DIFF	TIME OF DAY
1 -		48.701	25.586	1:54.123	76.75	7.467	17:19:18.275
2 -	33.605	48.228	25.473	1:47.306 (3)	81.63	0.650	17:21:05.581
3 -	33.224	48.393	25.039	1:46.656 (1)	82.13		17:22:52.237
4 -	33.132	48.491	25.414	1:47.037 (2)	81.83	0.381	17:24:39.274
5 -	33.766	48.343	25.431	1:47.540	81.45	0.884	17:26:26.814
6 -	33.240	48.843	25.549	1:47.632	81.38	0.976	17:28:14.446

P12 60 C		Daniel GOUGH		Yamaha TZR 250 - Kieran Lewis/G Force Mc			
IDEAL LAP TIME : 1:46.626		BEST LAP TIME : 1:46.865		DIFFERENCE : 0.239			
LAP	SECTOR 1	SECTOR 2	SECTOR 3	LAP TIME	MPH	DIFF	TIME OF DAY
1 -		47.956	25.869	1:54.182	76.71	7.317	17:19:18.334
2 -	34.263	48.274	25.600	1:48.137	81.00	1.272	17:21:06.471
3 -	33.506	47.949	25.532	1:46.987 (2)	81.87	0.122	17:22:53.458
4 -	33.414	47.832	25.619	1:46.865 (1)	81.97		17:24:40.323
5 -	33.658	48.016	23.380	1:47.054 (3)	81.82	0.189	17:26:27.377
6 -	33.621	48.078	25.545	1:47.244	81.68	0.379	17:28:14.621

BMCRC - MRO Championships 2022 - Rnd 6 @ Brands Hatch GP

DFDS Yamaha Past Masters

RACE 16 - SECTOR ANALYSIS



SECTOR 1 = FL to I1, SECTOR 2 = I1 to I2, SECTOR 3 = I2 to FL, DIFF = Difference To Personal Best Lap, P = Crossed Finish Line in Pit Lane, D = Time Disallowed

P13 29		Derek CRIPPS		Yamaha TZR - Kelly Cripps - Team FBR			
IDEAL LAP TIME : 1:46.289		BEST LAP TIME : 1:46.796		DIFFERENCE : 0.507			
LAP	SECTOR 1	SECTOR 2	SECTOR 3	LAP TIME	MPH	DIFF	TIME OF DAY
1 -		48.283	25.671	1:54.553	76.46	7.757	17:19:18.705
2 -	34.063	47.512	25.683	1:47.258 (3)	81.67	0.462	17:21:05.963
3 -	33.408	47.917	25.689	1:47.014 (2)	81.85	0.218	17:22:52.977
4 -	33.472	47.667	25.657	1:46.796 (1)	82.02		17:24:39.773
5 -	33.392	48.459	25.596	1:47.447	81.52	0.651	17:26:27.220
6 -	33.341	48.745	25.436	1:47.522	81.47	0.726	17:28:14.742

P14 72 C		John HAMILTON		Yamaha TRZ250 - LW Racing			
IDEAL LAP TIME : 1:47.983		BEST LAP TIME : 1:48.599		DIFFERENCE : 0.616			
LAP	SECTOR 1	SECTOR 2	SECTOR 3	LAP TIME	MPH	DIFF	TIME OF DAY
1 -		48.896	25.943	1:57.032	74.84	8.433	17:19:21.184
2 -	33.697	48.941	25.961	1:48.599 (1)	80.66		17:21:09.783
3 -	34.027	49.172	25.792	1:48.991 (2)	80.37	0.392	17:22:58.774
4 -	34.359	49.142	26.204	1:49.705	79.84	1.106	17:24:48.479
5 -	33.700	49.423	26.127	1:49.250 (3)	80.18	0.651	17:26:37.729
6 -	34.109	48.494	26.830	1:49.433	80.04	0.834	17:28:27.162

P15 199 C		Michael FROST		Yamaha TZR250 -			
IDEAL LAP TIME : 1:47.819		BEST LAP TIME : 1:48.469		DIFFERENCE : 0.650			
LAP	SECTOR 1	SECTOR 2	SECTOR 3	LAP TIME	MPH	DIFF	TIME OF DAY
1 -		51.318	27.102	2:00.389	72.76	11.920	17:19:24.541
2 -	35.136	49.611	26.123	1:50.870	79.01	2.401	17:21:15.411
3 -	34.363	49.093	26.386	1:49.842	79.74	1.373	17:23:05.253
4 -	34.580	48.579	26.010	1:49.169 (3)	80.24	0.700	17:24:54.422
5 -	33.858	48.233	26.378	1:48.469 (1)	80.75		17:26:42.891
6 -	34.131	47.951	26.387	1:48.469 (1)	80.75		17:28:31.360

P16 28		Liam McCARTER		Yamaha TZR - Katie McCarter			
IDEAL LAP TIME : 1:49.037		BEST LAP TIME : 1:49.414		DIFFERENCE : 0.377			
LAP	SECTOR 1	SECTOR 2	SECTOR 3	LAP TIME	MPH	DIFF	TIME OF DAY
1 -		51.044	27.427	2:00.838	72.49	11.424	17:19:24.990
2 -	34.689	48.804	26.539	1:50.032	79.61	0.618	17:21:15.022
3 -	34.053	49.875	27.671	1:51.599	78.49	2.185	17:23:06.621
4 -	34.006	48.818	26.605	1:49.429 (2)	80.05	0.015	17:24:56.050
5 -	34.070	48.986	26.358	1:49.414 (1)	80.06		17:26:45.464
6 -	33.875	48.833	26.736	1:49.444 (3)	80.03	0.030	17:28:34.908

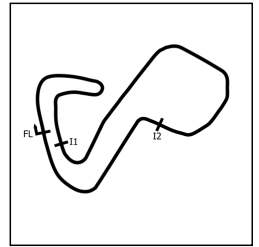
P17 36 R		Phil ZANUTTO		Yamaha TZR250 -			
IDEAL LAP TIME : 1:51.441		BEST LAP TIME : 1:51.581		DIFFERENCE : 0.140			
LAP	SECTOR 1	SECTOR 2	SECTOR 3	LAP TIME	MPH	DIFF	TIME OF DAY
1 -		50.016	26.979	1:59.827	73.10	8.246	17:19:23.979
2 -	36.369	50.897	27.203	1:54.469	76.52	2.888	17:21:18.448
3 -	36.294	51.154	27.845	1:55.293	75.97	3.712	17:23:13.741
4 -	35.749	50.218	26.627	1:52.594 (2)	77.80	1.013	17:25:06.335
5 -	35.702	50.752	26.737	1:53.191 (3)	77.38	1.610	17:26:59.526
6 -	34.928	50.156	26.497	1:51.581 (1)	78.50		17:28:51.107

P18 100 R		Michael GLISSON		Yamaha TZR 250 - www.ypmrc.co.uk			
IDEAL LAP TIME : 1:51.732		BEST LAP TIME : 1:52.111		DIFFERENCE : 0.379			
LAP	SECTOR 1	SECTOR 2	SECTOR 3	LAP TIME	MPH	DIFF	TIME OF DAY
1 -		51.414	27.322	2:01.961	71.82	9.850	17:19:26.113
2 -	35.664	50.575	27.407	1:53.646	77.08	1.535	17:21:19.759
3 -	35.567	50.623	27.112	1:53.302 (3)	77.31	1.191	17:23:13.061
4 -	35.340	50.356	26.998	1:52.694 (2)	77.73	0.583	17:25:05.755
5 -	35.371	51.292	26.690	1:53.353	77.27	1.242	17:26:59.108
6 -	35.061	49.981	27.069	1:52.111 (1)	78.13		17:28:51.219

BMCRC - MRO Championships 2022 - Rnd 6 @ Brands Hatch GP

DFDS Yamaha Past Masters

RACE 16 - SECTOR ANALYSIS



SECTOR 1 = FL to I1, SECTOR 2 = I1 to I2, SECTOR 3 = I2 to FL, DIFF = Difference To Personal Best Lap, P = Crossed Finish Line in Pit Lane, D = Time Disallowed

P19 31 C		Rob FARMER		Yamaha TZR 250 -			
IDEAL LAP TIME : 1:54.834		BEST LAP TIME : 1:54.891		DIFFERENCE : 0.057			
LAP	SECTOR 1	SECTOR 2	SECTOR 3	LAP TIME	MPH	DIFF	TIME OF DAY
1 -		52.077	27.184	2:03.557	70.89	8.666	17:19:27.709
2 -	36.505	52.055	27.346	1:55.906 (3)	75.57	1.015	17:21:23.615
3 -	36.211	52.509	27.347	1:56.067	75.47	1.176	17:23:19.682
4 -	36.008	52.245	27.280	1:55.533 (2)	75.82	0.642	17:25:15.215
5 -	35.879	51.827	27.185	1:54.891 (1)	76.24		17:27:10.106
6 -	36.097	51.771	28.884	1:56.752	75.02	1.861	17:29:06.858

P20 71 C		Alan BUSHELL		Yamaha RD250LC -			
IDEAL LAP TIME : 1:54.672		BEST LAP TIME : 1:55.174		DIFFERENCE : 0.502			
LAP	SECTOR 1	SECTOR 2	SECTOR 3	LAP TIME	MPH	DIFF	TIME OF DAY
1 -		52.428	27.976	2:05.970	69.53	10.796	17:19:30.122
2 -	36.794	52.447	27.915	1:57.156	74.77	1.982	17:21:27.278
3 -	36.284	52.211	27.655	1:56.150	75.41	0.976	17:23:23.428
4 -	36.192	52.088	27.820	1:56.100 (3)	75.45	0.926	17:25:19.528
5 -	36.153	51.509	27.512	1:55.174 (1)	76.05		17:27:14.702
6 -	35.651	51.644	28.157	1:55.452 (2)	75.87	0.278	17:29:10.154

P21 69 C		Mark ELLERAY		Yamaha TZR250 - Abbot Solutions Ltd			
IDEAL LAP TIME : 1:55.530		BEST LAP TIME : 1:56.171		DIFFERENCE : 0.641			
LAP	SECTOR 1	SECTOR 2	SECTOR 3	LAP TIME	MPH	DIFF	TIME OF DAY
1 -		52.291	27.659	2:05.161	69.98	8.990	17:19:29.313
2 -	36.626	51.808	27.737	1:56.171 (1)	75.40		17:21:25.484
3 -	36.103	52.567	27.827	1:56.497 (2)	75.19	0.326	17:23:21.981
4 -	36.063	52.699	27.781	1:56.543 (3)	75.16	0.372	17:25:18.524
5 -	36.497	52.981	27.770	1:57.248	74.71	1.077	17:27:15.772
6 -	36.094	52.698	28.514	1:57.306	74.67	1.135	17:29:13.078

P22 77 R		Adam COLLINS		Yamaha TZR250 - 2 Cows Racing			
IDEAL LAP TIME : 1:54.792		BEST LAP TIME : 1:54.792		DIFFERENCE : 0.000			
LAP	SECTOR 1	SECTOR 2	SECTOR 3	LAP TIME	MPH	DIFF	TIME OF DAY
1 -		52.709	27.723	2:06.254	69.38	11.462	17:19:30.406
2 -	36.496	52.840	28.059	1:57.395	74.61	2.603	17:21:27.801
3 -	36.985	52.477	27.710	1:57.172	74.76	2.380	17:23:24.973
4 -	36.516	52.340	27.404	1:56.260 (2)	75.34	1.468	17:25:21.233
5 -	35.647	51.806	27.339	1:54.792 (1)	76.31		17:27:16.025
6 -	35.925	52.806	28.433	1:57.164 (3)	74.76	2.372	17:29:13.189

P23 65		Nigel TERRY		Yamaha TZR250 - NTrap Garage Doors			
IDEAL LAP TIME : 1:57.069		BEST LAP TIME : 1:57.293		DIFFERENCE : 0.224			
LAP	SECTOR 1	SECTOR 2	SECTOR 3	LAP TIME	MPH	DIFF	TIME OF DAY
1 -		52.578	27.818	2:05.075	70.03	7.782	17:19:29.227
2 -	37.129	52.612	28.497	1:58.238 (2)	74.08	0.945	17:21:27.465
3 -	36.815	52.436	28.042	1:57.293 (1)	74.68		17:23:24.758
4 -	37.028	53.129	28.357	1:58.514 (3)	73.91	1.221	17:25:23.272
5 -	37.061	53.698	28.579	1:59.338	73.40	2.045	17:27:22.610
6 -	37.410	57.348	31.461	2:06.219	69.40	8.926	17:29:28.829

P24 73 C		Colvin TURNER		Yamaha TZR250 -			
IDEAL LAP TIME : 1:52.156		BEST LAP TIME : 1:57.093		DIFFERENCE : 4.937			
LAP	SECTOR 1	SECTOR 2	SECTOR 3	LAP TIME	MPH	DIFF	TIME OF DAY
1 -		50.481	27.112	2:00.134	72.91	3.041	17:19:24.286
2 -	34.563	1:09.216	27.170	2:10.949	66.89	13.856	17:21:35.235
3 -	37.067	52.427	27.599	1:57.093 (1)	74.81		17:23:32.328
4 -	36.553	54.545	28.154	1:59.252 (3)	73.45	2.159	17:25:31.580
5 -	37.665	56.342	27.897	2:01.904	71.85	4.811	17:27:33.484
6 -	35.870	52.294	29.081	1:57.245 (2)	74.71	0.152	17:29:30.729

BMCRC - MRO Championships 2022 - Rnd 6 @ Brands Hatch GP

DFDS Yamaha Past Masters

RACE 16 - SECTOR ANALYSIS



SECTOR 1 = FL to I1, SECTOR 2 = I1 to I2, SECTOR 3 = I2 to FL, DIFF = Difference To Personal Best Lap, P = Crossed Finish Line in Pit Lane, D = Time Disallowed

P25 333 C		Mark STUBBERFIELD		Yamaha TZR250 - Polished concrete London			
IDEAL LAP TIME : 1:47.618		BEST LAP TIME : 1:48.284		DIFFERENCE : 0.666			
LAP	SECTOR 1	SECTOR 2	SECTOR 3	LAP TIME	MPH	DIFF	TIME OF DAY
1 -		48.407	25.598	1:55.397	75.91	7.113	17:19:19.549
2 -	33.613	48.652	26.019	1:48.284 (1)	80.89		17:21:07.833
3 -	34.229	48.939	26.176	1:49.344 (2)	80.11	1.060	17:22:57.177
4 -	34.168	49.809	26.476	1:50.453	79.30	2.169	17:24:47.630
5 -	34.126	49.629	26.374	1:50.129 (3)	79.54	1.845	17:26:37.759

P26 25 C		Stephen WIMBLE		Yamaha TZR 250 - S.B.W Contractor			
IDEAL LAP TIME : 1:59.509		BEST LAP TIME : 2:03.311		DIFFERENCE : 3.802			
LAP	SECTOR 1	SECTOR 2	SECTOR 3	LAP TIME	MPH	DIFF	TIME OF DAY
1 -		53.449	28.270	2:08.006	68.43	4.695	17:19:32.158
2 -	37.790	55.611	29.910	2:03.311 (1)	71.03		17:21:35.469

BMCRC - MRO Championships 2022 - Rnd 6 @ Brands Hatch GP

DFDS Yamaha Past Masters

RACE 16 - BEST SECTORS

SECTOR 1			SECTOR 2			SECTOR 3			IDEAL / BEST COMPARISON						
POS	NO	NAME	TIME	NO	NAME	TIME	NO	NAME	TIME	POS	NO	NAME	IDEAL	BEST	DIFF
													PERFECT LAP	1:40.880	
1	75	JOHNSON	31.519	19	BRANTON	45.381	30	COOPER	23.980	1	30	COOPER	1:41.784	1:42.347	0.563
2	30	COOPER	32.058	75	JOHNSON	45.688	19	BRANTON	24.333	2	75	JOHNSON	1:41.863	1:41.946	0.083
3	19	BRANTON	32.167	30	COOPER	45.746	74	WHITBY	24.613	3	19	BRANTON	1:41.881	1:42.198	0.317
4	27	HAYWARD	32.296	74	WHITBY	45.922	75	JOHNSON	24.656	4	74	WHITBY	1:43.044	1:43.387	0.343
5	74	WHITBY	32.509	57	MOOK	46.147	61	WELCH	24.679	5	27	HAYWARD	1:43.739	1:44.361	0.622
6	61	WELCH	32.619	27	HAYWARD	46.423	57	MOOK	24.865	6	61	WELCH	1:43.762	1:43.885	0.123
7	57	MOOK	32.860	61	WELCH	46.464	27	HAYWARD	25.020	7	57	MOOK	1:43.872	1:44.074	0.202
8	8	BALL	32.876	29	CRIPPS	47.512	26	LEE	25.039	8	15	PERKINS	1:45.845	1:46.212	0.367
9	15	PERKINS	33.014	15	PERKINS	47.567	4	HALIL	25.076	9	8	BALL	1:46.024	1:46.162	0.138
10	26	LEE	33.132	4	HALIL	47.665	15	PERKINS	25.264	10	4	HALIL	1:46.053	1:46.053	0.000
11	4	HALIL	33.312	8	BALL	47.674	60	GOUGH	25.380	11	29	CRIPPS	1:46.289	1:46.796	0.507
12	29	CRIPPS	33.341	60	GOUGH	47.832	29	CRIPPS	25.436	12	26	LEE	1:46.399	1:46.656	0.257
13	60	GOUGH	33.414	199	FROST	47.951	8	BALL	25.474	13	60	GOUGH	1:46.626	1:46.865	0.239
14	333	STUBBERFIELD	33.613	26	LEE	48.228	333	STUBBERFIELD	25.598	14	333	STUBBERFIELD	1:47.618	1:48.284	0.666
15	72	HAMILTON	33.697	333	STUBBERFIELD	48.407	72	HAMILTON	25.792	15	199	FROST	1:47.819	1:48.469	0.650
16	199	FROST	33.858	72	HAMILTON	48.494	199	FROST	26.010	16	72	HAMILTON	1:47.983	1:48.599	0.616
17	28	McCARTER	33.875	28	McCARTER	48.804	28	McCARTER	26.358	17	28	McCARTER	1:49.037	1:49.414	0.377
18	73	TURNER	34.563	100	GLISSON	49.981	36	ZANUTTO	26.497	18	36	ZANUTTO	1:51.441	1:51.581	0.140
19	36	ZANUTTO	34.928	36	ZANUTTO	50.016	100	GLISSON	26.690	19	100	GLISSON	1:51.732	1:52.111	0.379
20	100	GLISSON	35.061	73	TURNER	50.481	73	TURNER	27.112	20	73	TURNER	1:52.156	1:57.093	4.937
21	77	COLLINS	35.647	71	BUSHELL	51.509	31	FARMER	27.184	21	71	BUSHELL	1:54.672	1:55.174	0.502
22	71	BUSHELL	35.651	31	FARMER	51.771	77	COLLINS	27.339	22	77	COLLINS	1:54.792	1:54.792	0.000
23	31	FARMER	35.879	77	COLLINS	51.806	71	BUSHELL	27.512	23	31	FARMER	1:54.834	1:54.891	0.057
24	69	ELLERAY	36.063	69	ELLERAY	51.808	69	ELLERAY	27.659	24	69	ELLERAY	1:55.530	1:56.171	0.641
25	65	TERRY	36.815	65	TERRY	52.436	65	TERRY	27.818	25	65	TERRY	1:57.069	1:57.293	0.224
26	25	WIMBLE	37.790	25	WIMBLE	53.449	25	WIMBLE	28.270	26	25	WIMBLE	1:59.509	2:03.311	3.802

BMCRC - MRO Championships 2022 - Rnd 6 @ Brands Hatch GP

DFDS Yamaha Past Masters

RACE 16 - STATISTICS

Competitors Started 26
Planned Start 2022-07-16 @ 17:20:00.000
Actual Start 2022-07-16 @ 17:17:24.152
Finish Time 2022-07-16 @ 17:27:43.716
Track Length 2.4332mi.
Total Laps 151
Total Distance Covered 367.4267mi.

Session Fastest Lap History

NO	CL	NAME	LAP TIME	TIME OF DAY	LAP	VEHICLE
75		Anthony JOHNSON	1:42.298	17:20:54.015	2	Yamaha TZR 250
19		Peter BRANTON	1:42.198	17:22:36.312	3	Yamaha TZR 250
75		Anthony JOHNSON	1:41.946	17:27:43.987	6	Yamaha TZR 250

Session Leader History

NO	CL	NAME	FROM LAP	LAPS LED	DISTANCE	VEHICLE
75		Anthony JOHNSON	1	2	4.86 miles	Yamaha TZR 250
19		Peter BRANTON	3	4	9.73 miles	Yamaha TZR 250

Flag History

TYPE	TIME OF DAY
GREEN	17:17:24.152
FINISH	17:27:43.716

Flag Statistics

TYPE	COUNT	TOTAL LAPS	TOTAL TIME
Green	1	6	12:14.457
Red	0	0	0.000
Safety Car	0	0	0.000
FCY	0	0	0.000

BMCRC - MRO Championships 2022 - Rnd 6 @ Brands Hatch GP

DFDS Yamaha Past Masters

RACE 16 - STATISTICS

CLASS :

13 Starters

Fastest Lap History

NO	NAME	LAP TIME	TIME OF DAY	LAP	VEHICLE
75	Anthony JOHNSON	1:42.298	17:20:54.015	2	Yamaha TZR 250
19	Peter BRANTON	1:42.198	17:22:36.312	3	Yamaha TZR 250
75	Anthony JOHNSON	1:41.946	17:27:43.987	6	Yamaha TZR 250

Leader History

NO	NAME	FROM LAP	LAPS LED	DISTANCE	VEHICLE
75	Anthony JOHNSON	1	2	4.86 miles	Yamaha TZR 250
19	Peter BRANTON	3	4	9.73 miles	Yamaha TZR 250

BMCRC - MRO Championships 2022 - Rnd 6 @ Brands Hatch GP

DFDS Yamaha Past Masters

RACE 16 - STATISTICS

CLASS : C

10 Starters

Fastest Lap History

NO	NAME	LAP TIME	TIME OF DAY	LAP	VEHICLE
26	Damian LEE	1:47.306	17:21:05.593	2	Yamaha TZR250
26	Damian LEE	1:46.656	17:22:52.248	3	Yamaha TZR250

Leader History

NO	NAME	FROM LAP	LAPS LED	DISTANCE	VEHICLE
26	Damian LEE	1	6	14.59 miles	Yamaha TZR250

BMCRC - MRO Championships 2022 - Rnd 6 @ Brands Hatch GP

DFDS Yamaha Past Masters

RACE 16 - STATISTICS

CLASS : R

3 Starters

Fastest Lap History

NO	NAME	LAP TIME	TIME OF DAY	LAP	VEHICLE
36	Phil ZANUTTO	1:54.469	17:21:18.459	2	Yamaha TZR250
100	Michael GLISSON	1:53.646	17:21:19.774	2	Yamaha TZR 250
100	Michael GLISSON	1:53.302	17:23:13.076	3	Yamaha TZR 250
100	Michael GLISSON	1:52.694	17:25:05.771	4	Yamaha TZR 250
36	Phil ZANUTTO	1:52.594	17:25:06.346	4	Yamaha TZR250
36	Phil ZANUTTO	1:51.581	17:28:51.119	6	Yamaha TZR250

Leader History

NO	NAME	FROM LAP	LAPS LED	DISTANCE	VEHICLE
36	Phil ZANUTTO	1	2	4.86 miles	Yamaha TZR250
100	Michael GLISSON	3	3	7.29 miles	Yamaha TZR 250
36	Phil ZANUTTO	6	1	2.43 miles	Yamaha TZR250

BMCRC - MRO Championships 2022 - Rnd 6 @ Brands Hatch GP
DFDS Yamaha Past Masters
RACE 7 - GRID (7 Laps)

ROW 10	30		29		28	62 David PATERSON
ROW 9		27	92 Andrew MOOK	2:03.311	26	25 Stephen WIMBLE
					25	65 Nigel TERRY
ROW 8		24	73 Colvin TURNER	1:57.093	23	69 Mark ELLERAY
				1:56.171	22	71 Alan BUSHELL
						1:55.174
ROW 7		21	31 Rob FARMER	1:54.891	20	77 Adam COLLINS
					19	100 Michael GLISSON
				1:54.792		1:52.111
ROW 6		18	36 Phil ZANUTTO	1:51.581	17	28 Liam McCARTER
				1:49.414	16	72 John HAMILTON
						1:48.599
ROW 5		15	199 Michael FROST	1:48.469	14	333 Mark STUBBERFIELD
					13	60 Daniel GOUGH
				1:48.284		1:46.865
ROW 4		12	29 Derek CRIPPS	1:46.796	11	26 Damian LEE
				1:46.656	10	15 Billy PERKINS
						1:46.212
ROW 3		9	8 David BALL	1:46.162	8	4 Denis HALIL
					7	27 Richard HAYWARD
				1:46.053		1:44.361
ROW 2		6	57 Geoff MOOK	1:44.074	5	61 Paul WELCH
				1:43.885	4	74 Paul WHITBY
						1:43.387
ROW 1		3	30 Alan COOPER	1:42.347	2	19 Peter BRANTON
					1	75 Anthony JOHNSON
				1:42.198		1:41.946
						Pole

Brands Hatch GP: 2.4332 miles

These results are provisional until the conclusion of any judicial and technical matters.

Clerk Of Course :	Stewards :	Timekeeper : <i>Craig Smith</i>
-------------------	------------	------------------------------------

 Results can be found at www.tsl-timing.com

Printed - 17:33 Saturday, 16 July 2022



BMCRC - MRO Championships 2022 - Rnd 6 @ Brands Hatch GP
DFDS Yamaha Past Masters
RACE 7 - CLASSIFICATION

POS	NO	CL	PIC NAME	ENTRY	LAPS	TIME	GAP	DIFF	MPH	BEST	ON
1	19		1 Peter BRANTON	Yamaha TZR 250 - Exactweld Racing	7	12:00.484			85.10	1:41.981	5
2	30		2 Alan COOPER	Yamaha TZR250 - Twistgrip Motorcycles	7	12:00.573	0.089	0.089	85.09	1:41.956	3
3	75		3 Anthony JOHNSON	Yamaha TZR 250 - INTA MOTORCYCLE SERVICE	7	12:01.242	0.758	0.669	85.01	1:41.712	5
4	74		4 Paul WHITBY	Yamaha TZR 250 - Greybridge Ltd	7	12:03.543	3.059	2.301	84.74	1:42.099	2
5	57		5 Geoff MOOK	Yamaha TZR 250 -	7	12:12.064	11.580	8.521	83.76	1:42.615	2
6	4		6 Denis HALIL	Yamaha TZR250 - D & A AUTOS	7	12:28.793	28.309	16.729	81.89	1:45.555	7
7	27		7 Richard HAYWARD	Yamaha TZR - Hazel Motors/ Gforce	7	12:28.894	28.410	0.101	81.87	1:45.636	7
8	8		8 David BALL	Yamaha TZR250 - Gardiner Page and Roe pension	7	12:29.179	28.695	0.285	81.84	1:45.283	2
9	15		9 Billy PERKINS	Yamaha TZR 250 - Ashford tarmac / Barking mad ab	7	12:29.826	29.342	0.647	81.77	1:45.914	2
10	92	C	1 Andrew MOOK	Yamaha TZR250 -	7	12:38.621	38.137	8.795	80.82	1:45.830	5
11	29		10 Derek CRIPPS	Yamaha TZR - Kelly Cripps - Team FBR	7	12:40.508	40.024	1.887	80.62	1:47.050	2
12	60	C	2 Daniel GOUGH	Yamaha TZR 250 - Kieran Lewis/G Force Mc	7	12:41.031	40.547	0.523	80.57	1:47.160	7
13	72	C	3 John HAMILTON	Yamaha TRZ250 - LW Racing	7	12:44.878	44.394	3.847	80.16	1:46.900	4
14	26	C	4 Damian LEE	Yamaha TZR250 - Leed Autos	7	12:55.315	54.831	10.437	79.08	1:47.320	2
15	333	C	5 Mark STUBBERFIELD	Yamaha TZR250 - Polished concrete London	7	13:00.137	59.653	4.822	78.60	1:48.790	3
16	199	C	6 Michael FROST	Yamaha TZR250 -	7	13:07.085	1:06.601	6.948	77.90	1:49.878	7
17	28		11 Liam McCARTER	Yamaha TZR - Katie McCarter	7	13:08.144	1:07.660	1.059	77.80	1:49.988	2
18	36	R	1 Phil ZANUTTO	Yamaha TZR250 -	7	13:09.775	1:09.291	1.631	77.64	1:50.358	7
19	73	C	7 Colvin TURNER	Yamaha TZR250 -	7	13:10.119	1:09.635	0.344	77.60	1:48.658	2
20	100	R	2 Michael GLISSON	Yamaha TZR 250 - www.ypmrc.co.uk	7	13:10.904	1:10.420	0.785	77.53	1:51.130	5
21	31	C	8 Rob FARMER	Yamaha TZR 250 -	7	13:24.520	1:24.036	13.616	76.21	1:53.329	6
22	77	R	3 Adam COLLINS	Yamaha TZR250 - 2 Cows Racing	7	13:28.809	1:28.325	4.289	75.81	1:53.012	7
23	25	C	9 Stephen WIMBLE	Yamaha TZR 250 - S.B.W Contractor	7	13:37.969	1:37.485	9.160	74.96	1:54.369	7
24	69	C	10 Mark ELLERAY	Yamaha TZR250 - Abbot Solutions Ltd	7	13:38.372	1:37.888	0.403	74.92	1:55.029	7
25	71	C	11 Alan BUSHELL	Yamaha RD250LC -	7	13:39.134	1:38.650	0.762	74.85	1:54.822	7

NOT CLASSIFIED

DNF	65		Nigel TERRY	Yamaha TZR250 - NTrap Garage Doors	3	6:03.322	4 Laps	4 Laps	72.33	1:58.133	2
-----	----	--	-------------	------------------------------------	---	----------	--------	--------	-------	----------	---

FASTEST LAP

	75		Anthony JOHNSON	Yamaha TZR 250 - INTA MOTORCYCLE SERVICE	5	1:41.712			86.12 mph	138.60 kph	
	92	C	Andrew MOOK	Yamaha TZR250 -	5	1:45.830			82.77 mph	133.20 kph	
	36	R	Phil ZANUTTO	Yamaha TZR250 -	7	1:50.358			79.37 mph	127.74 kph	

Class - 92.5% of Race Speed = 78.71 mph

Class C - 92.5% of Race Speed = 74.75 mph

Class R - 92.5% of Race Speed = 71.81 mph

Weather / Track : Sunny / Dry

These results are provisional until the conclusion of any judicial and technical matters.

Race Distance: 7 Laps / 17.03 miles

Brands Hatch GP: 2.4332 miles

Date: 17/07/2022 Start: 12:35 Finish: 12:47

Clerk Of Course :

Stewards :

Timekeeper :

Craig Smith

Results can be found at www.tsl-timing.com

Printed - 12:49 Sunday, 17 July 2022



BMCRC - MRO Championships 2022 - Rnd 6 @ Brands Hatch GP

DFDS Yamaha Past Masters

RACE 7 - LAP CHART

LAP 1 @ 12:37:22.261

NO	BEHIND	LAP TIME
19		1:46.553
30	0.224	1:46.777
75	0.997	1:47.550
74	1.228	1:47.781
57	3.067	1:49.620
27	4.689	1:51.242
15	4.768	1:51.321
4	5.492	1:52.045
8	5.793	1:52.346
26	7.871	1:54.424
29	8.707	1:55.260
60	9.290	1:55.843
72	9.607	1:56.160
333	10.194	1:56.747
28	11.174	1:57.727
92	11.697	1:58.250
73	11.784	1:58.337
36	13.172	1:59.725
100	14.027	2:00.580
31	14.866	2:01.419
199	14.958	2:01.511
71	16.991	2:03.544
65	17.752	2:04.305
69	17.877	2:04.430
77	18.043	2:04.596
25	19.277	2:05.830

LAP 2 @ 12:39:04.850

NO	BEHIND	LAP TIME
19		1:42.589
30	0.059	1:42.424
74	0.738	1:42.099
75	1.178	1:42.770
57	3.093	1:42.615
27	8.073	1:45.973
15	8.093	1:45.914
8	8.487	1:45.283
4	8.766	1:45.863
26	12.602	1:47.320
29	13.168	1:47.050
60	14.388	1:47.687
92	16.588	1:47.480
333	16.689	1:49.084
72	16.807	1:49.789
73	17.853	1:48.658
28	18.573	1:49.988
36	23.108	1:52.525
100	23.458	1:52.020
199	24.534	1:52.165
31	26.700	1:54.423
71	30.452	1:56.050
77	30.629	1:55.175
69	31.116	1:55.828
65	33.296	1:58.133
25	33.425	1:56.737

LAP 3 @ 12:40:46.865

NO	BEHIND	LAP TIME
30		1:41.956
19	0.259	1:42.274
74	0.866	1:42.143
75	1.608	1:42.445

57	4.037	1:42.959
8	12.599	1:46.127
27	12.611	1:46.553
15	12.697	1:46.619
4	13.055	1:46.304
26	18.197	1:47.610
29	18.360	1:47.207
60	20.084	1:47.711
92	20.980	1:46.407
72	21.743	1:46.951
333	23.464	1:48.790
73	27.936	1:52.098
28	28.523	1:51.965
199	33.195	1:50.676
36	33.725	1:52.632
100	34.402	1:52.959
31	38.990	1:54.305
77	43.044	1:54.430
71	45.064	1:56.627
69	45.290	1:56.189
25	47.008	1:55.598
65	52.165	2:00.884

LAP 4 @ 12:42:29.034

NO	BEHIND	LAP TIME
30		1:42.169
19	0.654	1:42.564
75	1.302	1:41.863
74	1.665	1:42.968
57	5.607	1:43.739
8	16.738	1:46.308
27	16.957	1:46.515
15	17.041	1:46.513
4	17.135	1:46.249
26	23.526	1:47.498
29	23.959	1:47.768
92	25.867	1:47.056
60	25.895	1:47.980
72	26.474	1:46.900
333	32.507	1:51.212
73	38.573	1:52.806
28	39.049	1:52.695
199	42.045	1:51.019
36	43.228	1:51.672
100	43.791	1:51.558
31	50.230	1:53.409
77	55.361	1:54.486
69	59.133	1:56.012
71	59.967	1:57.072
25	1:00.259	1:55.420

LAP 5 @ 12:44:11.163

NO	BEHIND	LAP TIME
30		1:42.129
19	0.506	1:41.981
75	0.885	1:41.712
74	2.279	1:42.743
57	7.290	1:43.812
8	21.490	1:46.881
4	21.749	1:46.743
27	21.819	1:46.991
15	22.120	1:47.208
26	29.140	1:47.743
92	29.568	1:45.830
29	29.648	1:47.818

60	31.008	1:47.242
72	32.299	1:47.954
333	42.452	1:52.074
73	49.160	1:52.716
28	49.741	1:52.821
199	50.021	1:50.105
36	52.230	1:51.131
100	52.792	1:51.130
31	1:01.886	1:53.785
77	1:06.910	1:53.678
69	1:12.469	1:55.465
25	1:12.668	1:54.538
71	1:13.618	1:55.780

LAP 6 @ 12:45:53.367

NO	BEHIND	LAP TIME
30		1:42.204
75	0.418	1:41.737
19	0.442	1:42.140
74	3.034	1:42.959
57	9.499	1:44.413
4	25.579	1:46.034
27	25.599	1:45.984
8	25.676	1:46.390
15	25.959	1:46.043
92	34.227	1:46.863
26	34.668	1:47.732
29	35.278	1:47.834
60	36.212	1:47.408
72	37.968	1:47.873
333	51.146	1:50.898
199	59.548	1:51.731
73	59.592	1:52.636
28	1:00.073	1:52.536
36	1:01.758	1:51.732
100	1:02.097	1:51.509
31	1:13.011	1:53.329
77	1:18.138	1:53.432
69	1:25.684	1:55.419
25	1:25.941	1:55.477
71	1:26.653	1:55.239

LAP 7 @ 12:47:36.192

NO	BEHIND	LAP TIME
19		1:42.383
30	0.089	1:42.914
75	0.758	1:43.165
74	3.059	1:42.850
57	11.580	1:44.906
4	28.309	1:45.555
27	28.410	1:45.636
8	28.695	1:45.844
15	29.342	1:46.208
92	38.137	1:46.735
29	40.024	1:47.571
60	40.547	1:47.160
72	44.394	1:49.251
26	54.831	2:02.988
333	59.653	1:51.332
199	1:06.601	1:49.878
28	1:07.660	1:50.412
36	1:09.291	1:50.358
73	1:09.635	1:52.868
100	1:10.420	1:51.148
31	1:24.036	1:53.850

BMCRC - MRO Championships 2022 - Rnd 6 @ Brands Hatch GP

DFDS Yamaha Past Masters

RACE 7 - SECTOR ANALYSIS



SECTOR 1 = FL to I1, SECTOR 2 = I1 to I2, SECTOR 3 = I2 to FL, DIFF = Difference To Personal Best Lap, P = Crossed Finish Line in Pit Lane, D = Time Disallowed

P1 19		Peter BRANTON		Yamaha TZR 250 - Exactweld Racing			
IDEAL LAP TIME : 1:41.765		BEST LAP TIME : 1:41.981		DIFFERENCE : 0.216			
LAP	SECTOR 1	SECTOR 2	SECTOR 3	LAP TIME	MPH	DIFF	TIME OF DAY
1 -		45.504	24.415	1:46.553	82.21	4.572	12:37:22.261
2 -	32.454	45.776	24.359	1:42.589	85.38	0.608	12:39:04.850
3 -	32.390	45.686	24.198	1:42.274 (3)	85.65	0.293	12:40:47.124
4 -	32.309	46.038	24.217	1:42.564	85.40	0.583	12:42:29.688
5 -	32.216	45.365	24.400	1:41.981 (1)	85.89		12:44:11.669
6 -	32.265	45.675	24.200	1:42.140 (2)	85.76	0.159	12:45:53.809
7 -	32.202	45.773	24.408	1:42.383	85.55	0.402	12:47:36.192

P2 30		Alan COOPER		Yamaha TZR250 - Twistgrip Motorcycles			
IDEAL LAP TIME : 1:41.348		BEST LAP TIME : 1:41.956		DIFFERENCE : 0.608			
LAP	SECTOR 1	SECTOR 2	SECTOR 3	LAP TIME	MPH	DIFF	TIME OF DAY
1 -		45.603	24.220	1:46.777	82.03	4.821	12:37:22.485
2 -	32.396	45.959	24.069	1:42.424	85.52	0.468	12:39:04.909
3 -	31.706	46.180	24.070	1:41.956 (1)	85.91		12:40:46.865
4 -	32.000	45.898	24.271	1:42.169 (3)	85.73	0.213	12:42:29.034
5 -	32.026	45.768	24.335	1:42.129 (2)	85.77	0.173	12:44:11.163
6 -	32.132	46.033	24.039	1:42.204	85.70	0.248	12:45:53.367
7 -	32.787	45.892	24.235	1:42.914	85.11	0.958	12:47:36.281

P3 75		Anthony JOHNSON		Yamaha TZR 250 - INTA MOTORCYCLE SERVICES LTD			
IDEAL LAP TIME : 1:41.360		BEST LAP TIME : 1:41.712		DIFFERENCE : 0.352			
LAP	SECTOR 1	SECTOR 2	SECTOR 3	LAP TIME	MPH	DIFF	TIME OF DAY
1 -		46.407	24.802	1:47.550	81.44	5.838	12:37:23.258
2 -	31.792	46.314	24.664	1:42.770	85.23	1.058	12:39:06.028
3 -	31.813	46.266	24.366	1:42.445	85.50	0.733	12:40:48.473
4 -	31.850	45.705	24.308	1:41.863 (3)	85.99	0.151	12:42:30.336
5 -	31.804	45.391	24.517	1:41.712 (1)	86.12		12:44:12.048
6 -	31.661	45.587	24.489	1:41.737 (2)	86.10	0.025	12:45:53.785
7 -	32.474	45.947	24.744	1:43.165	84.91	1.453	12:47:36.950

P4 74		Paul WHITBY		Yamaha TZR 250 - Greybridge Ltd			
IDEAL LAP TIME : 1:41.908		BEST LAP TIME : 1:42.099		DIFFERENCE : 0.191			
LAP	SECTOR 1	SECTOR 2	SECTOR 3	LAP TIME	MPH	DIFF	TIME OF DAY
1 -		45.568	24.811	1:47.781	81.27	5.682	12:37:23.489
2 -	32.057	45.683	24.359	1:42.099 (1)	85.79		12:39:05.588
3 -	32.040	45.722	24.381	1:42.143 (2)	85.76	0.044	12:40:47.731
4 -	32.395	46.273	24.300	1:42.968	85.07	0.869	12:42:30.699
5 -	32.086	45.993	24.664	1:42.743 (3)	85.25	0.644	12:44:13.442
6 -	32.195	46.122	24.642	1:42.959	85.08	0.860	12:45:56.401
7 -	32.256	45.887	24.707	1:42.850	85.17	0.751	12:47:39.251

P5 57		Geoff MOOK		Yamaha TZR 250 -			
IDEAL LAP TIME : 1:42.358		BEST LAP TIME : 1:42.615		DIFFERENCE : 0.257			
LAP	SECTOR 1	SECTOR 2	SECTOR 3	LAP TIME	MPH	DIFF	TIME OF DAY
1 -		46.701	24.346	1:49.620	79.91	7.005	12:37:25.328
2 -	32.009	46.003	24.603	1:42.615 (1)	85.36		12:39:07.943
3 -	32.180	46.166	24.613	1:42.959 (2)	85.08	0.344	12:40:50.902
4 -	32.473	46.575	24.691	1:43.739 (3)	84.44	1.124	12:42:34.641
5 -	32.381	46.553	24.878	1:43.812	84.38	1.197	12:44:18.453
6 -	32.592	46.853	24.968	1:44.413	83.89	1.798	12:46:02.866
7 -	32.757	46.884	25.265	1:44.906	83.50	2.291	12:47:47.772

BMCRC - MRO Championships 2022 - Rnd 6 @ Brands Hatch GP

DFDS Yamaha Past Masters

RACE 7 - SECTOR ANALYSIS



SECTOR 1 = FL to I1, SECTOR 2 = I1 to I2, SECTOR 3 = I2 to FL, DIFF = Difference To Personal Best Lap, P = Crossed Finish Line in Pit Lane, D = Time Disallowed

P6 4		Denis HALIL		Yamaha TZR250 - D & A AUTOS			
IDEAL LAP TIME : 1:45.318		BEST LAP TIME : 1:45.555		DIFFERENCE : 0.237			
LAP	SECTOR 1	SECTOR 2	SECTOR 3	LAP TIME	MPH	DIFF	TIME OF DAY
1 -		47.860	25.064	1:52.045	78.18	6.490	12:37:27.753
2 -	33.360	47.534	24.969	1:45.863 (2)	82.74	0.308	12:39:13.616
3 -	33.482	47.649	25.173	1:46.304	82.40	0.749	12:40:59.920
4 -	33.467	47.961	24.821	1:46.249	82.44	0.694	12:42:46.169
5 -	33.399	48.109	25.235	1:46.743	82.06	1.188	12:44:32.912
6 -	33.273	47.705	25.056	1:46.034 (3)	82.61	0.479	12:46:18.946
7 -	33.474	47.224	24.857	1:45.555 (1)	82.98		12:48:04.501

P7 27		Richard HAYWARD		Yamaha TZR - Hazel Motors/ Gforce			
IDEAL LAP TIME : 1:45.283		BEST LAP TIME : 1:45.636		DIFFERENCE : 0.353			
LAP	SECTOR 1	SECTOR 2	SECTOR 3	LAP TIME	MPH	DIFF	TIME OF DAY
1 -		47.336	25.366	1:51.242	78.74	5.606	12:37:26.950
2 -	32.804	47.412	25.757	1:45.973 (2)	82.66	0.337	12:39:12.923
3 -	33.112	47.582	25.859	1:46.553	82.21	0.917	12:40:59.476
4 -	33.299	47.705	25.511	1:46.515	82.24	0.879	12:42:45.991
5 -	33.186	47.763	26.042	1:46.991	81.87	1.355	12:44:32.982
6 -	32.899	47.458	25.627	1:45.984 (3)	82.65	0.348	12:46:18.966
7 -	33.144	47.113	25.379	1:45.636 (1)	82.92		12:48:04.602

P8 8		David BALL		Yamaha TZR250 - Gardiner Page and Roe pension consultants			
IDEAL LAP TIME : 1:45.032		BEST LAP TIME : 1:45.283		DIFFERENCE : 0.251			
LAP	SECTOR 1	SECTOR 2	SECTOR 3	LAP TIME	MPH	DIFF	TIME OF DAY
1 -		47.869	25.100	1:52.346	77.97	7.063	12:37:28.054
2 -	32.716	47.426	25.141	1:45.283 (1)	83.20		12:39:13.337
3 -	32.979	47.694	25.454	1:46.127 (3)	82.54	0.844	12:40:59.464
4 -	33.120	47.746	25.442	1:46.308	82.40	1.025	12:42:45.772
5 -	33.565	48.008	25.308	1:46.881	81.95	1.598	12:44:32.653
6 -	32.881	48.115	25.394	1:46.390	82.33	1.107	12:46:19.043
7 -	33.238	47.716	24.890	1:45.844 (2)	82.76	0.561	12:48:04.887

P9 15		Billy PERKINS		Yamaha TZR 250 - Ashford tarmac / Barking mad about Animals			
IDEAL LAP TIME : 1:45.301		BEST LAP TIME : 1:45.914		DIFFERENCE : 0.613			
LAP	SECTOR 1	SECTOR 2	SECTOR 3	LAP TIME	MPH	DIFF	TIME OF DAY
1 -		47.252	25.190	1:51.321	78.68	5.407	12:37:27.029
2 -	32.874	47.516	25.524	1:45.914 (1)	82.70		12:39:12.943
3 -	33.250	47.583	25.786	1:46.619	82.16	0.705	12:40:59.562
4 -	33.315	48.023	25.175	1:46.513	82.24	0.599	12:42:46.075
5 -	33.378	48.455	25.375	1:47.208	81.70	1.294	12:44:33.283
6 -	33.157	47.561	25.325	1:46.043 (2)	82.60	0.129	12:46:19.326
7 -	33.649	47.267	25.292	1:46.208 (3)	82.47	0.294	12:48:05.534

P10 92 C		Andrew MOOK		Yamaha TZR250 -			
IDEAL LAP TIME : 1:45.677		BEST LAP TIME : 1:45.830		DIFFERENCE : 0.153			
LAP	SECTOR 1	SECTOR 2	SECTOR 3	LAP TIME	MPH	DIFF	TIME OF DAY
1 -		49.825	25.534	1:58.250	74.07	12.420	12:37:33.958
2 -	33.568	48.041	25.871	1:47.480	81.50	1.650	12:39:21.438
3 -	33.384	47.620	25.403	1:46.407 (2)	82.32	0.577	12:41:07.845
4 -	33.258	48.511	25.287	1:47.056	81.82	1.226	12:42:54.901
5 -	32.994	47.421	25.415	1:45.830 (1)	82.77		12:44:40.731
6 -	33.270	48.331	25.262	1:46.863	81.97	1.033	12:46:27.594
7 -	33.825	47.579	25.331	1:46.735 (3)	82.07	0.905	12:48:14.329

BMCRC - MRO Championships 2022 - Rnd 6 @ Brands Hatch GP

DFDS Yamaha Past Masters

RACE 7 - SECTOR ANALYSIS



SECTOR 1 = FL to I1, SECTOR 2 = I1 to I2, SECTOR 3 = I2 to FL, DIFF = Difference To Personal Best Lap, P = Crossed Finish Line in Pit Lane, D = Time Disallowed

P11 29		Derek CRIPPS		Yamaha TZR - Kelly Cripps - Team FBR			
IDEAL LAP TIME : 1:46.936		BEST LAP TIME : 1:47.050		DIFFERENCE : 0.114			
LAP	SECTOR 1	SECTOR 2	SECTOR 3	LAP TIME	MPH	DIFF	TIME OF DAY
1 -		48.667	25.714	1:55.260	76.00	8.210	12:37:30.968
2 -	33.545	47.825	25.680	1:47.050 (1)	81.82		12:39:18.018
3 -	33.541	48.096	25.570	1:47.207 (2)	81.70	0.157	12:41:05.225
4 -	33.877	48.266	25.625	1:47.768	81.28	0.718	12:42:52.993
5 -	33.620	48.238	25.960	1:47.818	81.24	0.768	12:44:40.811
6 -	33.794	48.126	25.914	1:47.834	81.23	0.784	12:46:28.645
7 -	33.737	48.021	25.813	1:47.571 (3)	81.43	0.521	12:48:16.216

P12 60 C		Daniel GOUGH		Yamaha TZR 250 - Kieran Lewis/G Force Mc			
IDEAL LAP TIME : 1:46.547		BEST LAP TIME : 1:47.160		DIFFERENCE : 0.613			
LAP	SECTOR 1	SECTOR 2	SECTOR 3	LAP TIME	MPH	DIFF	TIME OF DAY
1 -		49.168	26.267	1:55.843	75.61	8.683	12:37:31.551
2 -	33.906	48.312	25.469	1:47.687	81.34	0.527	12:39:19.238
3 -	33.880	48.130	25.701	1:47.711	81.32	0.551	12:41:06.949
4 -	33.806	48.564	25.610	1:47.980	81.12	0.820	12:42:54.929
5 -	33.921	47.708	25.613	1:47.242 (2)	81.68	0.082	12:44:42.171
6 -	33.370	48.351	25.687	1:47.408 (3)	81.55	0.248	12:46:29.579
7 -	33.604	48.016	25.540	1:47.160 (1)	81.74		12:48:16.739

P13 72 C		John HAMILTON		Yamaha TRZ250 - LW Racing			
IDEAL LAP TIME : 1:46.549		BEST LAP TIME : 1:46.900		DIFFERENCE : 0.351			
LAP	SECTOR 1	SECTOR 2	SECTOR 3	LAP TIME	MPH	DIFF	TIME OF DAY
1 -		49.368	26.288	1:56.160	75.41	9.260	12:37:31.868
2 -	33.758	49.875	26.156	1:49.789	79.78	2.889	12:39:21.657
3 -	33.631	47.741	25.579	1:46.951 (2)	81.90	0.051	12:41:08.608
4 -	33.286	47.968	25.646	1:46.900 (1)	81.94		12:42:55.508
5 -	33.695	48.453	25.806	1:47.954	81.14	1.054	12:44:43.462
6 -	33.229	48.730	25.914	1:47.873 (3)	81.20	0.973	12:46:31.335
7 -	33.898	49.184	26.169	1:49.251	80.18	2.351	12:48:20.586

P14 26 C		Damian LEE		Yamaha TZR250 - Leed Autos			
IDEAL LAP TIME : 1:47.012		BEST LAP TIME : 1:47.320		DIFFERENCE : 0.308			
LAP	SECTOR 1	SECTOR 2	SECTOR 3	LAP TIME	MPH	DIFF	TIME OF DAY
1 -		48.576	25.401	1:54.424	76.55	7.104	12:37:30.132
2 -	33.537	48.255	25.528	1:47.320 (1)	81.62		12:39:17.452
3 -	33.368	48.572	25.670	1:47.610 (3)	81.40	0.290	12:41:05.062
4 -	33.782	48.243	25.473	1:47.498 (2)	81.48	0.178	12:42:52.560
5 -	33.548	48.482	25.713	1:47.743	81.30	0.423	12:44:40.303
6 -	33.560	48.596	25.576	1:47.732	81.31	0.412	12:46:28.035
7 -	47.025	50.192	25.771	2:02.988	71.22	15.668	12:48:31.023

P15 333 C		Mark STUBBERFIELD		Yamaha TZR250 - Polished concrete London			
IDEAL LAP TIME : 1:48.412		BEST LAP TIME : 1:48.790		DIFFERENCE : 0.378			
LAP	SECTOR 1	SECTOR 2	SECTOR 3	LAP TIME	MPH	DIFF	TIME OF DAY
1 -		49.305	26.060	1:56.747	75.03	7.957	12:37:32.455
2 -	33.577	49.281	26.226	1:49.084 (2)	80.30	0.294	12:39:21.539
3 -	33.955	48.859	25.976	1:48.790 (1)	80.52		12:41:10.329
4 -	34.343	50.176	26.693	1:51.212	78.76	2.422	12:43:01.541
5 -	34.916	50.560	26.598	1:52.074	78.16	3.284	12:44:53.615
6 -	34.408	49.851	26.639	1:50.898 (3)	78.99	2.108	12:46:44.513
7 -	34.761	49.950	26.621	1:51.332	78.68	2.542	12:48:35.845

BMCRC - MRO Championships 2022 - Rnd 6 @ Brands Hatch GP

DFDS Yamaha Past Masters

RACE 7 - SECTOR ANALYSIS



SECTOR 1 = FL to I1, SECTOR 2 = I1 to I2, SECTOR 3 = I2 to FL, DIFF = Difference To Personal Best Lap, P = Crossed Finish Line in Pit Lane, D = Time Disallowed

P16 199 C		Michael FROST		Yamaha TZR250 -			
IDEAL LAP TIME : 1:49.550		BEST LAP TIME : 1:49.878		DIFFERENCE : 0.328			
LAP	SECTOR 1	SECTOR 2	SECTOR 3	LAP TIME	MPH	DIFF	TIME OF DAY
1 -		50.595	26.327	2:01.511	72.09	11.633	12:37:37.219
2 -	34.781	50.174	27.210	1:52.165	78.09	2.287	12:39:29.384
3 -	34.515	49.767	26.394	1:50.676 (3)	79.14	0.798	12:41:20.060
4 -	34.772	49.988	26.259	1:51.019	78.90	1.141	12:43:11.079
5 -	34.873	48.950	26.282	1:50.105 (2)	79.55	0.227	12:45:01.184
6 -	34.419	50.350	26.962	1:51.731	78.40	1.853	12:46:52.915
7 -	34.678	49.019	26.181	1:49.878 (1)	79.72		12:48:42.793

P17 28		Liam McCARTER		Yamaha TZR - Katie McCarter			
IDEAL LAP TIME : 1:49.567		BEST LAP TIME : 1:49.988		DIFFERENCE : 0.421			
LAP	SECTOR 1	SECTOR 2	SECTOR 3	LAP TIME	MPH	DIFF	TIME OF DAY
1 -		49.251	26.702	1:57.727	74.40	7.739	12:37:33.435
2 -	34.232	49.390	26.366	1:49.988 (1)	79.64		12:39:23.423
3 -	34.461	50.214	27.290	1:51.965 (3)	78.23	1.977	12:41:15.388
4 -	34.299	50.864	27.532	1:52.695	77.73	2.707	12:43:08.083
5 -	35.029	50.757	27.035	1:52.821	77.64	2.833	12:45:00.904
6 -	34.641	50.583	27.312	1:52.536	77.84	2.548	12:46:53.440
7 -	34.718	48.969	26.725	1:50.412 (2)	79.33	0.424	12:48:43.852

P18 36 R		Phil ZANUTTO		Yamaha TZR250 -			
IDEAL LAP TIME : 1:50.358		BEST LAP TIME : 1:50.358		DIFFERENCE : 0.000			
LAP	SECTOR 1	SECTOR 2	SECTOR 3	LAP TIME	MPH	DIFF	TIME OF DAY
1 -		51.524	26.379	1:59.725	73.16	9.367	12:37:35.433
2 -	35.790	50.214	26.521	1:52.525	77.84	2.167	12:39:27.958
3 -	35.280	50.977	26.375	1:52.632	77.77	2.274	12:41:20.590
4 -	35.229	49.869	26.574	1:51.672 (3)	78.44	1.314	12:43:12.262
5 -	35.228	49.559	26.344	1:51.131 (2)	78.82	0.773	12:45:03.393
6 -	35.315	49.904	26.513	1:51.732	78.40	1.374	12:46:55.125
7 -	34.868	49.369	26.121	1:50.358 (1)	79.37		12:48:45.483

P19 73 C		Colvin TURNER		Yamaha TZR250 -			
IDEAL LAP TIME : 1:48.658		BEST LAP TIME : 1:48.658		DIFFERENCE : 0.000			
LAP	SECTOR 1	SECTOR 2	SECTOR 3	LAP TIME	MPH	DIFF	TIME OF DAY
1 -		49.786	25.987	1:58.337	74.02	9.679	12:37:34.045
2 -	34.040	48.712	25.906	1:48.658 (1)	80.61		12:39:22.703
3 -	34.759	50.469	26.870	1:52.098 (2)	78.14	3.440	12:41:14.801
4 -	34.444	51.239	27.123	1:52.806	77.65	4.148	12:43:07.607
5 -	35.097	50.982	26.637	1:52.716	77.71	4.058	12:45:00.323
6 -	34.726	50.592	27.318	1:52.636 (3)	77.77	3.978	12:46:52.959
7 -	36.519	50.160	26.189	1:52.868	77.61	4.210	12:48:45.827

P20 100 R		Michael GLISSON		Yamaha TZR 250 - www.ypmrc.co.uk			
IDEAL LAP TIME : 1:50.816		BEST LAP TIME : 1:51.130		DIFFERENCE : 0.314			
LAP	SECTOR 1	SECTOR 2	SECTOR 3	LAP TIME	MPH	DIFF	TIME OF DAY
1 -		51.409	26.981	2:00.580	72.64	9.450	12:37:36.288
2 -	35.113	50.391	26.516	1:52.020	78.19	0.890	12:39:28.308
3 -	35.149	51.051	26.759	1:52.959	77.54	1.829	12:41:21.267
4 -	34.992	50.138	26.428	1:51.558	78.52	0.428	12:43:12.825
5 -	34.929	49.922	26.279	1:51.130 (1)	78.82		12:45:03.955
6 -	35.027	50.123	26.359	1:51.509 (3)	78.55	0.379	12:46:55.464
7 -	34.911	49.626	26.611	1:51.148 (2)	78.81	0.018	12:48:46.612

BMCRC - MRO Championships 2022 - Rnd 6 @ Brands Hatch GP

DFDS Yamaha Past Masters

RACE 7 - SECTOR ANALYSIS



SECTOR 1 = FL to I1, SECTOR 2 = I1 to I2, SECTOR 3 = I2 to FL, DIFF = Difference To Personal Best Lap, P = Crossed Finish Line in Pit Lane, D = Time Disallowed

P21 31 C		Rob FARMER		Yamaha TZR 250 -			
IDEAL LAP TIME : 1:53.081		BEST LAP TIME : 1:53.329		DIFFERENCE : 0.248			
LAP	SECTOR 1	SECTOR 2	SECTOR 3	LAP TIME	MPH	DIFF	TIME OF DAY
1 -		51.038	26.657	2:01.419	72.14	8.090	12:37:37.127
2 -	35.996	51.514	26.913	1:54.423	76.55	1.094	12:39:31.550
3 -	35.709	51.657	26.939	1:54.305	76.63	0.976	12:41:25.855
4 -	35.500	51.260	26.649	1:53.409 (2)	77.24	0.080	12:43:19.264
5 -	35.496	51.432	26.857	1:53.785 (3)	76.98	0.456	12:45:13.049
6 -	35.662	51.001	26.666	1:53.329 (1)	77.29		12:47:06.378
7 -	35.431	51.534	26.885	1:53.850	76.94	0.521	12:49:00.228

P22 77 R		Adam COLLINS		Yamaha TZR250 - 2 Cows Racing			
IDEAL LAP TIME : 1:52.964		BEST LAP TIME : 1:53.012		DIFFERENCE : 0.048			
LAP	SECTOR 1	SECTOR 2	SECTOR 3	LAP TIME	MPH	DIFF	TIME OF DAY
1 -		52.111	27.137	2:04.596	70.30	11.584	12:37:40.304
2 -	36.241	51.664	27.270	1:55.175	76.05	2.163	12:39:35.479
3 -	35.497	51.647	27.286	1:54.430	76.55	1.418	12:41:29.909
4 -	35.103	51.980	27.403	1:54.486	76.51	1.474	12:43:24.395
5 -	34.992	51.330	27.356	1:53.678 (3)	77.05	0.666	12:45:18.073
6 -	34.767	51.118	27.547	1:53.432 (2)	77.22	0.420	12:47:11.505
7 -	34.709	51.148	27.155	1:53.012 (1)	77.51		12:49:04.517

P23 25 C		Stephen WIMBLE		Yamaha TZR 250 - S.B.W Contractor			
IDEAL LAP TIME : 1:54.282		BEST LAP TIME : 1:54.369		DIFFERENCE : 0.087			
LAP	SECTOR 1	SECTOR 2	SECTOR 3	LAP TIME	MPH	DIFF	TIME OF DAY
1 -		52.248	27.707	2:05.830	69.61	11.461	12:37:41.538
2 -	36.255	52.344	28.138	1:56.737	75.03	2.368	12:39:38.275
3 -	36.333	51.804	27.461	1:55.598	75.77	1.229	12:41:33.873
4 -	36.258	51.898	27.264	1:55.420 (3)	75.89	1.051	12:43:29.293
5 -	35.912	51.530	27.096	1:54.538 (2)	76.47	0.169	12:45:23.831
6 -	35.935	52.346	27.196	1:55.477	75.85	1.108	12:47:19.308
7 -	35.695	51.617	27.057	1:54.369 (1)	76.59		12:49:13.677

P24 69 C		Mark ELLERAY		Yamaha TZR250 - Abbot Solutions Ltd			
IDEAL LAP TIME : 1:53.963		BEST LAP TIME : 1:55.029		DIFFERENCE : 1.066			
LAP	SECTOR 1	SECTOR 2	SECTOR 3	LAP TIME	MPH	DIFF	TIME OF DAY
1 -		51.724	27.539	2:04.430	70.39	9.401	12:37:40.138
2 -	36.781	51.854	27.193	1:55.828	75.62	0.799	12:39:35.966
3 -	36.706	51.953	27.530	1:56.189	75.39	1.160	12:41:32.155
4 -	36.608	51.660	27.744	1:56.012	75.50	0.983	12:43:28.167
5 -	35.550	52.031	27.884	1:55.465 (3)	75.86	0.436	12:45:23.632
6 -	36.018	52.058	27.343	1:55.419 (2)	75.89	0.390	12:47:19.051
7 -	36.616	51.424	26.989	1:55.029 (1)	76.15		12:49:14.080

P25 71 C		Alan BUSHELL		Yamaha RD250LC -			
IDEAL LAP TIME : 1:54.712		BEST LAP TIME : 1:54.822		DIFFERENCE : 0.110			
LAP	SECTOR 1	SECTOR 2	SECTOR 3	LAP TIME	MPH	DIFF	TIME OF DAY
1 -		52.764	27.498	2:03.544	70.90	8.722	12:37:39.252
2 -	35.812	52.324	27.914	1:56.050	75.48	1.228	12:39:35.302
3 -	36.959	52.067	27.601	1:56.627	75.10	1.805	12:41:31.929
4 -	37.000	52.274	27.798	1:57.072	74.82	2.250	12:43:29.001
5 -	36.014	52.327	27.439	1:55.780 (3)	75.65	0.958	12:45:24.781
6 -	36.037	51.700	27.502	1:55.239 (2)	76.01	0.417	12:47:20.020
7 -	35.882	51.740	27.200	1:54.822 (1)	76.29		12:49:14.842

BMCRC - MRO Championships 2022 - Rnd 6 @ Brands Hatch GP

DFDS Yamaha Past Masters

RACE 7 - SECTOR ANALYSIS



SECTOR 1 = FL to I1, SECTOR 2 = I1 to I2, SECTOR 3 = I2 to FL, DIFF = Difference To Personal Best Lap, P = Crossed Finish Line in Pit Lane, D = Time Disallowed

P26 65		Nigel TERRY		Yamaha TZR250 - NTrap Garage Doors			
IDEAL LAP TIME : 1:56.293		BEST LAP TIME : 1:58.133		DIFFERENCE : 1.840			
LAP	SECTOR 1	SECTOR 2	SECTOR 3	LAP TIME	MPH	DIFF	TIME OF DAY
1 -		52.225	27.692	2:04.305	70.47	6.172	12:37:40.013
2 -	36.376	53.432	28.325	1:58.133 (1)	74.15		12:39:38.146
3 -	37.691	54.397	28.796	2:00.884 (2)	72.46	2.751	12:41:39.030

BMCRC - MRO Championships 2022 - Rnd 6 @ Brands Hatch GP

DFDS Yamaha Past Masters

RACE 7 - BEST SECTORS

SECTOR 1			SECTOR 2			SECTOR 3			IDEAL / BEST COMPARISON						
POS	NO	NAME	TIME	NO	NAME	TIME	NO	NAME	TIME	POS	NO	NAME	IDEAL	BEST	DIFF
												PERFECT LAP	1:41.065		
1	75	JOHNSON	31.661	19	BRANTON	45.365	30	COOPER	24.039	1	30	COOPER	1:41.348	1:41.956	0.608
2	30	COOPER	31.706	75	JOHNSON	45.391	19	BRANTON	24.198	2	75	JOHNSON	1:41.360	1:41.712	0.352
3	57	MOOK	32.009	74	WHITBY	45.568	74	WHITBY	24.300	3	19	BRANTON	1:41.765	1:41.981	0.216
4	74	WHITBY	32.040	30	COOPER	45.603	75	JOHNSON	24.308	4	74	WHITBY	1:41.908	1:42.099	0.191
5	19	BRANTON	32.202	57	MOOK	46.003	57	MOOK	24.346	5	57	MOOK	1:42.358	1:42.615	0.257
6	8	BALL	32.716	27	HAYWARD	47.113	4	HALIL	24.821	6	8	BALL	1:45.032	1:45.283	0.251
7	27	HAYWARD	32.804	4	HALIL	47.224	8	BALL	24.890	7	27	HAYWARD	1:45.283	1:45.636	0.353
8	15	PERKINS	32.874	15	PERKINS	47.252	15	PERKINS	25.175	8	15	PERKINS	1:45.301	1:45.914	0.613
9	92	MOOK	32.994	92	MOOK	47.421	92	MOOK	25.262	9	4	HALIL	1:45.318	1:45.555	0.237
10	72	HAMILTON	33.229	8	BALL	47.426	27	HAYWARD	25.366	10	92	MOOK	1:45.677	1:45.830	0.153
11	4	HALIL	33.273	60	GOUGH	47.708	26	LEE	25.401	11	60	GOUGH	1:46.547	1:47.160	0.613
12	26	LEE	33.368	72	HAMILTON	47.741	60	GOUGH	25.469	12	72	HAMILTON	1:46.549	1:46.900	0.351
13	60	GOUGH	33.370	29	CRIPPS	47.825	29	CRIPPS	25.570	13	29	CRIPPS	1:46.936	1:47.050	0.114
14	29	CRIPPS	33.541	26	LEE	48.243	72	HAMILTON	25.579	14	26	LEE	1:47.012	1:47.320	0.308
15	333	STUBBERFIELD	33.577	73	TURNER	48.712	73	TURNER	25.906	15	333	STUBBERFIELD	1:48.412	1:48.790	0.378
16	73	TURNER	34.040	333	STUBBERFIELD	48.859	333	STUBBERFIELD	25.976	16	73	TURNER	1:48.658	1:48.658	0.000
17	28	McCARTER	34.232	199	FROST	48.950	36	ZANUTTO	26.121	17	199	FROST	1:49.550	1:49.878	0.328
18	199	FROST	34.419	28	McCARTER	48.969	199	FROST	26.181	18	28	McCARTER	1:49.567	1:49.988	0.421
19	77	COLLINS	34.709	36	ZANUTTO	49.369	100	GLISSON	26.279	19	36	ZANUTTO	1:50.358	1:50.358	0.000
20	36	ZANUTTO	34.868	100	GLISSON	49.626	28	McCARTER	26.366	20	100	GLISSON	1:50.816	1:51.130	0.314
21	100	GLISSON	34.911	31	FARMER	51.001	31	FARMER	26.649	21	77	COLLINS	1:52.964	1:53.012	0.048
22	31	FARMER	35.431	77	COLLINS	51.118	69	ELLERAY	26.989	22	31	FARMER	1:53.081	1:53.329	0.248
23	69	ELLERAY	35.550	69	ELLERAY	51.424	25	WIMBLE	27.057	23	69	ELLERAY	1:53.963	1:55.029	1.066
24	25	WIMBLE	35.695	25	WIMBLE	51.530	77	COLLINS	27.137	24	25	WIMBLE	1:54.282	1:54.369	0.087
25	71	BUSHHELL	35.812	71	BUSHHELL	51.700	71	BUSHHELL	27.200	25	71	BUSHHELL	1:54.712	1:54.822	0.110
26	65	TERRY	36.376	65	TERRY	52.225	65	TERRY	27.692	26	65	TERRY	1:56.293	1:58.133	1.840

BMCRC - MRO Championships 2022 - Rnd 6 @ Brands Hatch GP

DFDS Yamaha Past Masters

RACE 7 - STATISTICS

Competitors Started 26
Planned Start 2022-07-17 @ 12:20:00.000
Actual Start 2022-07-17 @ 12:35:35.707
Finish Time 2022-07-17 @ 12:47:36.191
Track Length 2.4332mi.
Total Laps 178
Total Distance Covered 433.1255mi.

Session Fastest Lap History

NO	CL	NAME	LAP TIME	TIME OF DAY	LAP	VEHICLE
19		Peter BRANTON	1:42.589	12:39:04.880	2	Yamaha TZR 250
30		Alan COOPER	1:42.424	12:39:04.909	2	Yamaha TZR250
74		Paul WHITBY	1:42.099	12:39:05.603	2	Yamaha TZR 250
30		Alan COOPER	1:41.956	12:40:46.891	3	Yamaha TZR250
75		Anthony JOHNSON	1:41.863	12:42:30.344	4	Yamaha TZR 250
75		Anthony JOHNSON	1:41.712	12:44:12.058	5	Yamaha TZR 250

Session Leader History

NO	CL	NAME	FROM LAP	LAPS LED	DISTANCE	VEHICLE
19		Peter BRANTON	1	2	4.86 miles	Yamaha TZR 250
30		Alan COOPER	3	4	9.73 miles	Yamaha TZR250
19		Peter BRANTON	7	1	2.43 miles	Yamaha TZR 250

Flag History

TYPE	TIME OF DAY
GREEN	12:35:35.707
FINISH	12:47:36.191

Flag Statistics

TYPE	COUNT	TOTAL LAPS	TOTAL TIME
Green	1	7	13:45.121
Red	0	0	0.000
Safety Car	0	0	0.000
FCY	0	0	0.000

BMCRC - MRO Championships 2022 - Rnd 6 @ Brands Hatch GP

DFDS Yamaha Past Masters

RACE 7 - STATISTICS

CLASS :

12 Starters

Fastest Lap History

NO	NAME	LAP TIME	TIME OF DAY	LAP	VEHICLE
19	Peter BRANTON	1:42.589	12:39:04.880	2	Yamaha TZR 250
30	Alan COOPER	1:42.424	12:39:04.909	2	Yamaha TZR250
74	Paul WHITBY	1:42.099	12:39:05.603	2	Yamaha TZR 250
30	Alan COOPER	1:41.956	12:40:46.891	3	Yamaha TZR250
75	Anthony JOHNSON	1:41.863	12:42:30.344	4	Yamaha TZR 250
75	Anthony JOHNSON	1:41.712	12:44:12.058	5	Yamaha TZR 250

Leader History

NO	NAME	FROM LAP	LAPS LED	DISTANCE	VEHICLE
19	Peter BRANTON	1	2	4.86 miles	Yamaha TZR 250
30	Alan COOPER	3	4	9.73 miles	Yamaha TZR250
19	Peter BRANTON	7	1	2.43 miles	Yamaha TZR 250

BMCRC - MRO Championships 2022 - Rnd 6 @ Brands Hatch GP

DFDS Yamaha Past Masters

RACE 7 - STATISTICS

CLASS : C

11 Starters

Fastest Lap History

NO	NAME	LAP TIME	TIME OF DAY	LAP	VEHICLE
26	Damian LEE	1:47.320	12:39:17.463	2	Yamaha TZR250
92	Andrew MOOK	1:46.407	12:41:07.863	3	Yamaha TZR250
92	Andrew MOOK	1:45.830	12:44:40.745	5	Yamaha TZR250

Leader History

NO	NAME	FROM LAP	LAPS LED	DISTANCE	VEHICLE
26	Damian LEE	1	5	12.16 miles	Yamaha TZR250
92	Andrew MOOK	6	2	4.86 miles	Yamaha TZR250

BMCRC - MRO Championships 2022 - Rnd 6 @ Brands Hatch GP

DFDS Yamaha Past Masters

RACE 7 - STATISTICS

CLASS : R

3 Starters

Fastest Lap History

NO	NAME	LAP TIME	TIME OF DAY	LAP	VEHICLE
36	Phil ZANUTTO	1:52.525	12:39:27.970	2	Yamaha TZR250
100	Michael GLISSON	1:52.020	12:39:28.323	2	Yamaha TZR 250
36	Phil ZANUTTO	1:51.672	12:43:12.274	4	Yamaha TZR250
100	Michael GLISSON	1:51.558	12:43:12.841	4	Yamaha TZR 250
36	Phil ZANUTTO	1:51.131	12:45:03.404	5	Yamaha TZR250
100	Michael GLISSON	1:51.130	12:45:03.970	5	Yamaha TZR 250
36	Phil ZANUTTO	1:50.358	12:48:45.494	7	Yamaha TZR250

Leader History

NO	NAME	FROM LAP	LAPS LED	DISTANCE	VEHICLE
36	Phil ZANUTTO	1	7	17.03 miles	Yamaha TZR250

BMCRC - MRO Championships 2022 - Rnd 6 @ Brands Hatch GP
DFDS Yamaha Past Masters
RACE 17 - GRID (7 Laps)

ROW 10			28	62	David PATERSON					
ROW 9		27	61	Paul WELCH	26	65	Nigel TERRY	25	69	Mark ELLERAY
ROW 8	24	71	Alan BUSHELL	23	25	Stephen WIMBLE	22	31	Rob FARMER	
ROW 7		21	77	Adam COLLINS	20	100	Michael GLISSON	19	36	Phil ZANUTTO
ROW 6	18	28	Liam McCARTER	17	199	Michael FROST	16	333	Mark STUBBERFIELD	
ROW 5		15	73	Colvin TURNER	14	26	Damian LEE	13	60	Daniel GOUGH
ROW 4	12	29	Derek CRIPPS	11	72	John HAMILTON	10	15	Billy PERKINS	
ROW 3		9	92	Andrew MOOK	8	27	Richard HAYWARD	7	4	Denis HALIL
ROW 2	6	8	David BALL	5	57	Geoff MOOK	4	74	Paul WHITBY	
ROW 1		3	19	Peter BRANTON	2	30	Alan COOPER	1	75	Anthony JOHNSON
									Pole	

Brands Hatch GP: 2.4332 miles

These results are provisional until the conclusion of any judicial and technical matters.

Clerk Of Course :

Stewards :

Timekeeper :

Craig Smith

 Results can be found at www.tsl-timing.com

Printed - 12:50 Sunday, 17 July 2022



BMCRC - MRO Championships 2022 - Rnd 6 @ Brands Hatch GP
DFDS Yamaha Past Masters
RACE 17 - CLASSIFICATION

POS	NO	CL	PIC NAME	ENTRY	LAPS	TIME	GAP	DIFF	MPH	BEST	ON
1	30		1 Alan COOPER	Yamaha TZR250 - Twistgrip Motorcycles	7	11:59.250			85.25	1:41.638	7
2	19		2 Peter BRANTON	Yamaha TZR 250 - Exactweld Racing	7	11:59.443	0.193	0.193	85.23	1:41.416	2
3	75		3 Anthony JOHNSON	Yamaha TZR 250 - INTA MOTORCYCLE SERVICE	7	12:04.916	5.666	5.473	84.58	1:41.662	3
4	74		4 Paul WHITBY	Yamaha TZR 250 - Greybridge Ltd	7	12:06.825	7.575	1.909	84.36	1:42.294	3
5	57		5 Geoff MOOK	Yamaha TZR 250 -	7	12:24.259	25.009	17.434	82.38	1:45.084	3
6	27		6 Richard HAYWARD	Yamaha TZR - Hazel Motors/ Gforce	7	12:28.282	29.032	4.023	81.94	1:45.285	7
7	8		7 David BALL	Yamaha TZR250 - Gardiner Page and Roe pension	7	12:28.391	29.141	0.109	81.93	1:45.313	7
8	4		8 Denis HALIL	Yamaha TZR250 - D & A AUTOS	7	12:28.516	29.266	0.125	81.92	1:45.263	7
9	15		9 Billy PERKINS	Yamaha TZR 250 - Ashford tarmac / Barking mad ab	7	12:29.741	30.491	1.225	81.78	1:45.510	3
10	60	C	1 Daniel GOUGH	Yamaha TZR 250 - Kieran Lewis/G Force Mc	7	12:39.062	39.812	9.321	80.78	1:46.907	4
11	92	C	2 Andrew MOOK	Yamaha TZR250 -	7	12:39.172	39.922	0.110	80.77	1:46.956	4
12	29		10 Derek CRIPPS	Yamaha TZR - Kelly Cripps - Team FBR	7	12:39.762	40.512	0.590	80.70	1:47.057	5
13	28		11 Liam McCARTER	Yamaha TZR - Katie McCarter	7	12:40.358	41.108	0.596	80.64	1:46.948	5
14	26	C	3 Damian LEE	Yamaha TZR250 - Leed Autos	7	12:47.632	48.382	7.274	79.88	1:46.462	4
15	333	C	4 Mark STUBBERFIELD	Yamaha TZR250 - Polished concrete London	7	12:56.031	56.781	8.399	79.01	1:49.418	2
16	199	C	5 Michael FROST	Yamaha TZR250 -	7	13:02.258	1:03.008	6.227	78.38	1:48.576	7
17	36	R	1 Phil ZANUTTO	Yamaha TZR250 -	7	13:09.080	1:09.830	6.822	77.70	1:50.557	4
18	100	R	2 Michael GLISSON	Yamaha TZR 250 - www.ypmrc.co.uk	7	13:14.494	1:15.244	5.414	77.17	1:51.164	5
19	77	R	3 Adam COLLINS	Yamaha TZR250 - 2 Cows Racing	7	13:25.903	1:26.653	11.409	76.08	1:52.722	5
20	31	C	6 Rob FARMER	Yamaha TZR 250 -	7	13:27.199	1:27.949	1.296	75.96	1:52.706	4
21	71	C	7 Alan BUSHELL	Yamaha RD250LC -	7	13:45.384	1:46.134	18.185	74.29	1:55.903	2
22	25	C	8 Stephen WIMBLE	Yamaha TZR 250 - S.B.W Contractor	7	13:45.473	1:46.223	0.089	74.28	1:55.182	2
23	65		12 Nigel TERRY	Yamaha TZR250 - NTrap Garage Doors	6	12:20.149	1 Lap	1 Lap	71.01	1:57.167	2

NOT CLASSIFIED

DNF	72	C	John HAMILTON	Yamaha TRZ250 - LW Racing	6	11:06.220	1 Lap		78.89	1:49.145	2
-----	----	---	---------------	---------------------------	---	-----------	-------	--	-------	----------	---

FASTEST LAP

19			Peter BRANTON	Yamaha TZR 250 - Exactweld Racing	2	1:41.416			86.37 mph	139.00 kph	
26	C		Damian LEE	Yamaha TZR250 - Leed Autos	4	1:46.462			82.28 mph	132.41 kph	
36	R		Phil ZANUTTO	Yamaha TZR250 -	4	1:50.557			79.23 mph	127.51 kph	

Class - 92.5% of Race Speed = 78.85 mph
 Class C - 92.5% of Race Speed = 74.72 mph
 Class R - 92.5% of Race Speed = 71.87 mph

Weather / Track : Sunny / Dry

These results are provisional until the conclusion of any judicial and technical matters.

Race Distance: 7 Laps / 17.03 miles
 Brands Hatch GP: 2.4332 miles
 Date: 17/07/2022 Start: 16:27 Finish: 16:39

Clerk Of Course :	Stewards :	Timekeeper : <i>Craig Smith</i>
-------------------	------------	------------------------------------

Results can be found at www.tsl-timing.com

Printed - 16:42 Sunday, 17 July 2022



BMCRC - MRO Championships 2022 - Rnd 6 @ Brands Hatch GP

DFDS Yamaha Past Masters

RACE 17 - LAP CHART

LAP 1 @ 16:28:56.948

NO	BEHIND	LAP TIME
30		1:47.628
75	0.212	1:47.840
19	0.473	1:48.101
74	0.816	1:48.444
27	3.422	1:51.050
4	3.710	1:51.338
57	3.753	1:51.381
8	4.370	1:51.998
15	4.775	1:52.403
92	6.675	1:54.303
29	6.704	1:54.332
60	7.519	1:55.147
28	8.003	1:55.631
26	8.361	1:55.989
333	8.767	1:56.395
72	8.946	1:56.574
36	11.708	1:59.336
199	13.063	2:00.691
100	13.543	2:01.171
31	15.400	2:03.028
25	16.163	2:03.791
77	16.421	2:04.049
71	17.047	2:04.675
65	17.643	2:05.271

LAP 2 @ 16:30:38.605

NO	BEHIND	LAP TIME
30		1:41.657
19	0.232	1:41.416
75	0.886	1:42.331
74	1.779	1:42.620
57	7.257	1:45.161
4	8.243	1:46.190
27	8.281	1:46.516
8	8.986	1:46.273
15	9.176	1:46.058
29	12.867	1:47.820
92	12.958	1:47.940
26	13.688	1:46.984
60	13.947	1:48.085
28	15.114	1:48.768
72	16.434	1:49.145
333	16.528	1:49.418
199	23.161	1:51.755
36	23.923	1:53.872
100	24.266	1:52.380
31	27.585	1:53.842
77	29.590	1:54.826
25	29.688	1:55.182
71	31.293	1:55.903
65	33.153	1:57.167

LAP 3 @ 16:32:20.517

NO	BEHIND	LAP TIME
30		1:41.912
19	0.072	1:41.752
75	0.636	1:41.662
74	2.161	1:42.294
57	10.429	1:45.084
4	12.042	1:45.711
27	12.367	1:45.998
8	12.506	1:45.432

15	12.774	1:45.510
92	18.315	1:47.269
26	18.893	1:47.117
29	19.296	1:48.341
60	19.604	1:47.569
28	20.253	1:47.051
333	24.475	1:49.859
72	24.710	1:50.188
199	32.549	1:51.300
100	34.966	1:52.612
36	35.251	1:53.240
31	39.954	1:54.281
77	41.082	1:53.404
25	43.612	1:55.836
71	45.861	1:56.480
65	52.490	2:01.249

LAP 4 @ 16:34:02.430

NO	BEHIND	LAP TIME
19		1:41.841
30	0.071	1:41.984
75	0.918	1:42.195
74	3.168	1:42.920
57	14.019	1:45.503
27	17.261	1:46.807
8	17.324	1:46.731
4	17.814	1:47.685
15	18.211	1:47.350
92	23.358	1:46.956
26	23.442	1:46.462
60	24.598	1:46.907
29	25.032	1:47.649
28	25.560	1:47.220
333	33.071	1:50.509
72	33.172	1:50.375
199	41.053	1:50.417
36	43.895	1:50.557
100	44.693	1:51.640
31	50.747	1:52.706
77	52.744	1:53.575
25	59.324	1:57.625
71	1:00.629	1:56.681
65	1:13.387	2:02.810

LAP 5 @ 16:35:44.928

NO	BEHIND	LAP TIME
19		1:42.498
30	0.135	1:42.562
75	0.714	1:42.294
74	3.737	1:43.067
57	16.954	1:45.433
4	21.365	1:46.049
8	21.392	1:46.566
27	21.550	1:46.787
15	21.756	1:46.043
92	28.529	1:47.669
60	29.096	1:46.996
29	29.591	1:47.057
28	30.010	1:46.948
26	32.436	1:51.492
333	40.667	1:50.094
72	40.842	1:50.168
199	48.354	1:49.799
36	52.039	1:50.642
100	53.359	1:51.164

31	1:01.831	1:53.582
77	1:02.968	1:52.722
25	1:14.676	1:57.850
71	1:14.953	1:56.822
65	1:35.218	2:04.329

LAP 6 @ 16:37:26.932

NO	BEHIND	LAP TIME
30		1:41.869
19	0.153	1:42.157
75	0.855	1:42.145
74	5.475	1:43.742
57	20.441	1:45.491
27	25.385	1:45.839
8	25.466	1:46.078
4	25.641	1:46.280
15	26.384	1:46.632
92	33.769	1:47.244
60	34.086	1:46.994
29	35.009	1:47.422
28	35.438	1:47.432
26	40.106	1:49.674
333	48.425	1:49.762
72	48.608	1:49.770
199	56.070	1:49.720
36	1:00.789	1:50.754
100	1:02.791	1:51.436
31	1:13.812	1:53.985
77	1:14.341	1:53.377
25	1:30.023	1:57.351
71	1:30.935	1:57.986

LAP 7 @ 16:39:08.570

NO	BEHIND	LAP TIME
30		1:41.638
19	0.193	1:41.678
75	5.666	1:46.449
74	7.575	1:43.738
65	1 Lap	2:09.323
57	25.009	1:46.206
27	29.032	1:45.285
8	29.141	1:45.313
4	29.266	1:45.263
15	30.491	1:45.745
60	39.812	1:47.364
92	39.922	1:47.791
29	40.512	1:47.141
28	41.108	1:47.308
26	48.382	1:49.914
333	56.781	1:49.994
199	1:03.008	1:48.576
36	1:09.830	1:50.679
100	1:15.244	1:54.091
77	1:26.653	1:53.950
31	1:27.949	1:55.775
71	1:46.134	1:56.837
25	1:46.223	1:57.838

BMCRC - MRO Championships 2022 - Rnd 6 @ Brands Hatch GP

DFDS Yamaha Past Masters

RACE 17 - SECTOR ANALYSIS



SECTOR 1 = FL to I1, SECTOR 2 = I1 to I2, SECTOR 3 = I2 to FL, DIFF = Difference To Personal Best Lap, P = Crossed Finish Line in Pit Lane, D = Time Disallowed

P1 30		Alan COOPER		Yamaha TZR250 - Twistgrip Motorcycles			
IDEAL LAP TIME : 1:41.112		BEST LAP TIME : 1:41.638		DIFFERENCE : 0.526			
LAP	SECTOR 1	SECTOR 2	SECTOR 3	LAP TIME	MPH	DIFF	TIME OF DAY
1 -		46.255	24.158	1:47.628	81.38	5.990	16:28:56.948
2 -	31.636	46.078	23.943	1:41.657 (2)	86.17	0.019	16:30:38.605
3 -	31.844	45.897	24.171	1:41.912	85.95	0.274	16:32:20.517
4 -	31.693	46.308	23.983	1:41.984	85.89	0.346	16:34:02.501
5 -	32.518	45.831	24.213	1:42.562	85.41	0.924	16:35:45.063
6 -	31.999	45.890	23.980	1:41.869 (3)	85.99	0.231	16:37:26.932
7 -	32.162	45.636	23.840	1:41.638 (1)	86.18		16:39:08.570

P2 19		Peter BRANTON		Yamaha TZR 250 - Exactweld Racing			
IDEAL LAP TIME : 1:40.994		BEST LAP TIME : 1:41.416		DIFFERENCE : 0.422			
LAP	SECTOR 1	SECTOR 2	SECTOR 3	LAP TIME	MPH	DIFF	TIME OF DAY
1 -		45.908	24.607	1:48.101	81.03	6.685	16:28:57.421
2 -	31.870	45.562	23.984	1:41.416 (1)	86.37		16:30:38.837
3 -	32.032	45.614	24.106	1:41.752 (3)	86.09	0.336	16:32:20.589
4 -	31.992	45.509	24.340	1:41.841	86.01	0.425	16:34:02.430
5 -	32.804	45.314	24.380	1:42.498	85.46	1.082	16:35:44.928
6 -	31.890	46.297	23.970	1:42.157	85.74	0.741	16:37:27.085
7 -	31.803	45.998	23.877	1:41.678 (2)	86.15	0.262	16:39:08.763

P3 75		Anthony JOHNSON		Yamaha TZR 250 - INTA MOTORCYCLE SERVICES LTD			
IDEAL LAP TIME : 1:41.484		BEST LAP TIME : 1:41.662		DIFFERENCE : 0.178			
LAP	SECTOR 1	SECTOR 2	SECTOR 3	LAP TIME	MPH	DIFF	TIME OF DAY
1 -		46.263	24.735	1:47.840	81.22	6.178	16:28:57.160
2 -	31.672	46.255	24.404	1:42.331	85.60	0.669	16:30:39.491
3 -	31.648	45.505	24.509	1:41.662 (1)	86.16		16:32:21.153
4 -	31.819	45.667	24.709	1:42.195 (3)	85.71	0.533	16:34:03.348
5 -	31.981	45.757	24.556	1:42.294	85.63	0.632	16:35:45.642
6 -	31.801	45.996	24.348	1:42.145 (2)	85.75	0.483	16:37:27.787
7 -	31.807	45.488	29.154	1:46.449	82.29	4.787	16:39:14.236

P4 74		Paul WHITBY		Yamaha TZR 250 - Greybridge Ltd			
IDEAL LAP TIME : 1:41.832		BEST LAP TIME : 1:42.294		DIFFERENCE : 0.462			
LAP	SECTOR 1	SECTOR 2	SECTOR 3	LAP TIME	MPH	DIFF	TIME OF DAY
1 -		45.847	24.525	1:48.444	80.77	6.150	16:28:57.764
2 -	32.347	45.982	24.291	1:42.620 (2)	85.36	0.326	16:30:40.384
3 -	32.123	45.418	24.753	1:42.294 (1)	85.63		16:32:22.678
4 -	32.211	46.116	24.593	1:42.920 (3)	85.11	0.626	16:34:05.598
5 -	32.490	46.003	24.574	1:43.067	84.99	0.773	16:35:48.665
6 -	32.448	46.656	24.638	1:43.742	84.43	1.448	16:37:32.407
7 -	32.517	46.531	24.690	1:43.738	84.44	1.444	16:39:16.145

P5 57		Geoff MOOK		Yamaha TZR 250 -			
IDEAL LAP TIME : 1:44.431		BEST LAP TIME : 1:45.084		DIFFERENCE : 0.653			
LAP	SECTOR 1	SECTOR 2	SECTOR 3	LAP TIME	MPH	DIFF	TIME OF DAY
1 -		46.787	25.224	1:51.381	78.64	6.297	16:29:00.701
2 -	32.877	47.332	24.952	1:45.161 (2)	83.29	0.077	16:30:45.862
3 -	32.692	47.339	25.053	1:45.084 (1)	83.36		16:32:30.946
4 -	32.772	47.489	25.242	1:45.503	83.02	0.419	16:34:16.449
5 -	32.809	47.504	25.120	1:45.433 (3)	83.08	0.349	16:36:01.882
6 -	32.955	47.232	25.304	1:45.491	83.03	0.407	16:37:47.373
7 -	32.843	47.837	25.526	1:46.206	82.47	1.122	16:39:33.579

BMCRG - MRO Championships 2022 - Rnd 6 @ Brands Hatch GP

DFDS Yamaha Past Masters

RACE 17 - SECTOR ANALYSIS



SECTOR 1 = FL to I1, SECTOR 2 = I1 to I2, SECTOR 3 = I2 to FL, DIFF = Difference To Personal Best Lap, P = Crossed Finish Line in Pit Lane, D = Time Disallowed

P6 27		Richard HAYWARD		Yamaha TZR - Hazel Motors/ Gforce			
IDEAL LAP TIME : 1:45.036		BEST LAP TIME : 1:45.285		DIFFERENCE : 0.249			
LAP	SECTOR 1	SECTOR 2	SECTOR 3	LAP TIME	MPH	DIFF	TIME OF DAY
1 -		47.223	25.701	1:51.050	78.88	5.765	16:29:00.370
2 -	33.149	47.877	25.490	1:46.516	82.23	1.231	16:30:46.886
3 -	32.552	48.045	25.401	1:45.998 (3)	82.64	0.713	16:32:32.884
4 -	33.131	48.251	25.425	1:46.807	82.01	1.522	16:34:19.691
5 -	33.275	48.251	25.261	1:46.787	82.03	1.502	16:36:06.478
6 -	32.903	47.530	25.406	1:45.839 (2)	82.76	0.554	16:37:52.317
7 -	32.651	47.317	25.317	1:45.285 (1)	83.20		16:39:37.602

P7 8		David BALL		Yamaha TZR250 - Gardiner Page and Roe pension consultants			
IDEAL LAP TIME : 1:45.109		BEST LAP TIME : 1:45.313		DIFFERENCE : 0.204			
LAP	SECTOR 1	SECTOR 2	SECTOR 3	LAP TIME	MPH	DIFF	TIME OF DAY
1 -		47.467	25.249	1:51.998	78.21	6.685	16:29:01.318
2 -	33.039	48.240	24.994	1:46.273	82.42	0.960	16:30:47.591
3 -	32.720	47.505	25.207	1:45.432 (2)	83.08	0.119	16:32:33.023
4 -	33.332	48.317	25.082	1:46.731	82.07	1.418	16:34:19.754
5 -	33.097	47.826	25.643	1:46.566	82.20	1.253	16:36:06.320
6 -	33.336	47.570	25.172	1:46.078 (3)	82.57	0.765	16:37:52.398
7 -	32.713	47.671	24.929	1:45.313 (1)	83.17		16:39:37.711

P8 4		Denis HALIL		Yamaha TZR250 - D & A AUTOS			
IDEAL LAP TIME : 1:44.842		BEST LAP TIME : 1:45.263		DIFFERENCE : 0.421			
LAP	SECTOR 1	SECTOR 2	SECTOR 3	LAP TIME	MPH	DIFF	TIME OF DAY
1 -		47.395	25.178	1:51.338	78.67	6.075	16:29:00.658
2 -	33.324	47.647	25.219	1:46.190	82.49	0.927	16:30:46.848
3 -	33.221	47.266	25.224	1:45.711 (2)	82.86	0.448	16:32:32.559
4 -	33.583	48.627	25.475	1:47.685	81.34	2.422	16:34:20.244
5 -	32.863	47.967	25.219	1:46.049 (3)	82.60	0.786	16:36:06.293
6 -	33.514	47.828	24.938	1:46.280	82.42	1.017	16:37:52.573
7 -	32.838	47.687	24.738	1:45.263 (1)	83.21		16:39:37.836

P9 15		Billy PERKINS		Yamaha TZR 250 - Ashford tarmac / Barking mad about Animals			
IDEAL LAP TIME : 1:45.164		BEST LAP TIME : 1:45.510		DIFFERENCE : 0.346			
LAP	SECTOR 1	SECTOR 2	SECTOR 3	LAP TIME	MPH	DIFF	TIME OF DAY
1 -		47.307	25.355	1:52.403	77.93	6.893	16:29:01.723
2 -	32.898	47.720	25.440	1:46.058	82.59	0.548	16:30:47.781
3 -	32.757	47.507	25.246	1:45.510 (1)	83.02		16:32:33.291
4 -	33.226	48.302	25.822	1:47.350	81.60	1.840	16:34:20.641
5 -	32.963	47.913	25.167	1:46.043 (3)	82.60	0.533	16:36:06.684
6 -	33.589	47.666	25.377	1:46.632	82.15	1.122	16:37:53.316
7 -	32.690	47.414	25.641	1:45.745 (2)	82.83	0.235	16:39:39.061

P10 60 C		Daniel GOUGH		Yamaha TZR 250 - Kieran Lewis/G Force Mc			
IDEAL LAP TIME : 1:46.539		BEST LAP TIME : 1:46.907		DIFFERENCE : 0.368			
LAP	SECTOR 1	SECTOR 2	SECTOR 3	LAP TIME	MPH	DIFF	TIME OF DAY
1 -		48.509	25.564	1:55.147	76.07	8.240	16:29:04.467
2 -	34.133	48.283	25.669	1:48.085	81.04	1.178	16:30:52.552
3 -	33.711	48.483	25.375	1:47.569	81.43	0.662	16:32:40.121
4 -	33.635	47.762	25.510	1:46.907 (1)	81.93		16:34:27.028
5 -	33.555	47.968	25.473	1:46.996 (3)	81.87	0.089	16:36:14.024
6 -	33.699	47.831	25.464	1:46.994 (2)	81.87	0.087	16:38:01.018
7 -	33.402	48.386	25.576	1:47.364	81.59	0.457	16:39:48.382

BMCRC - MRO Championships 2022 - Rnd 6 @ Brands Hatch GP

DFDS Yamaha Past Masters

RACE 17 - SECTOR ANALYSIS



SECTOR 1 = FL to I1, SECTOR 2 = I1 to I2, SECTOR 3 = I2 to FL, DIFF = Difference To Personal Best Lap, P = Crossed Finish Line in Pit Lane, D = Time Disallowed

P11 92 C		Andrew MOOK		Yamaha TZR250 -			
IDEAL LAP TIME : 1:46.717		BEST LAP TIME : 1:46.956		DIFFERENCE : 0.239			
LAP	SECTOR 1	SECTOR 2	SECTOR 3	LAP TIME	MPH	DIFF	TIME OF DAY
1 -		48.248	25.436	1:54.303	76.63	7.347	16:29:03.623
2 -	34.025	48.207	25.708	1:47.940	81.15	0.984	16:30:51.563
3 -	33.859	47.979	25.431	1:47.269 (3)	81.66	0.313	16:32:38.832
4 -	33.511	47.964	25.481	1:46.956 (1)	81.90		16:34:25.788
5 -	33.505	48.515	25.649	1:47.669	81.35	0.713	16:36:13.457
6 -	33.747	48.000	25.497	1:47.244 (2)	81.68	0.288	16:38:00.701
7 -	33.872	48.671	25.248	1:47.791	81.26	0.835	16:39:48.492

P12 29		Derek CRIPPS		Yamaha TZR - Kelly Cripps - Team FBR			
IDEAL LAP TIME : 1:46.891		BEST LAP TIME : 1:47.057		DIFFERENCE : 0.166			
LAP	SECTOR 1	SECTOR 2	SECTOR 3	LAP TIME	MPH	DIFF	TIME OF DAY
1 -		47.973	25.867	1:54.332	76.61	7.275	16:29:03.652
2 -	33.838	48.138	25.844	1:47.820	81.24	0.763	16:30:51.472
3 -	33.933	48.564	25.844	1:48.341	80.85	1.284	16:32:39.813
4 -	33.656	48.375	25.618	1:47.649	81.37	0.592	16:34:27.462
5 -	33.667	47.765	25.625	1:47.057 (1)	81.82		16:36:14.519
6 -	33.918	47.915	25.589	1:47.422 (3)	81.54	0.365	16:38:01.941
7 -	33.613	48.015	25.513	1:47.141 (2)	81.75	0.084	16:39:49.082

P13 28		Liam McCARTER		Yamaha TZR - Katie McCarter			
IDEAL LAP TIME : 1:46.597		BEST LAP TIME : 1:46.948		DIFFERENCE : 0.351			
LAP	SECTOR 1	SECTOR 2	SECTOR 3	LAP TIME	MPH	DIFF	TIME OF DAY
1 -		48.206	25.926	1:55.631	75.75	8.683	16:29:04.951
2 -	33.981	49.196	25.591	1:48.768	80.53	1.820	16:30:53.719
3 -	33.438	47.832	25.781	1:47.051 (2)	81.82	0.103	16:32:40.770
4 -	33.644	47.683	25.893	1:47.220 (3)	81.69	0.272	16:34:27.990
5 -	33.508	47.568	25.872	1:46.948 (1)	81.90		16:36:14.938
6 -	33.893	47.755	25.784	1:47.432	81.53	0.484	16:38:02.370
7 -	33.440	48.014	25.854	1:47.308	81.63	0.360	16:39:49.678

P14 26 C		Damian LEE		Yamaha TZR250 - Leed Autos			
IDEAL LAP TIME : 1:46.462		BEST LAP TIME : 1:46.462		DIFFERENCE : 0.000			
LAP	SECTOR 1	SECTOR 2	SECTOR 3	LAP TIME	MPH	DIFF	TIME OF DAY
1 -		48.515	25.496	1:55.989	75.52	9.527	16:29:05.309
2 -	33.445	48.306	25.233	1:46.984 (2)	81.87	0.522	16:30:52.293
3 -	33.394	48.550	25.173	1:47.117 (3)	81.77	0.655	16:32:39.410
4 -	33.069	48.247	25.146	1:46.462 (1)	82.28		16:34:25.872
5 -	35.824	49.632	26.036	1:51.492	78.56	5.030	16:36:17.364
6 -	34.140	49.473	26.061	1:49.674	79.87	3.212	16:38:07.038
7 -	33.830	50.011	26.073	1:49.914	79.69	3.452	16:39:56.952

P15 333 C		Mark STUBBERFIELD		Yamaha TZR250 - Polished concrete London			
IDEAL LAP TIME : 1:48.733		BEST LAP TIME : 1:49.418		DIFFERENCE : 0.685			
LAP	SECTOR 1	SECTOR 2	SECTOR 3	LAP TIME	MPH	DIFF	TIME OF DAY
1 -		48.690	26.112	1:56.395	75.25	6.977	16:29:05.715
2 -	33.931	49.036	26.451	1:49.418 (1)	80.05		16:30:55.133
3 -	34.176	49.246	26.437	1:49.859 (3)	79.73	0.441	16:32:44.992
4 -	34.518	49.523	26.468	1:50.509	79.26	1.091	16:34:35.501
5 -	34.364	49.391	26.339	1:50.094	79.56	0.676	16:36:25.595
6 -	34.099	49.391	26.272	1:49.762 (2)	79.80	0.344	16:38:15.357
7 -	34.385	49.387	26.222	1:49.994	79.63	0.576	16:40:05.351

BMCRC - MRO Championships 2022 - Rnd 6 @ Brands Hatch GP

DFDS Yamaha Past Masters

RACE 17 - SECTOR ANALYSIS



SECTOR 1 = FL to I1, SECTOR 2 = I1 to I2, SECTOR 3 = I2 to FL, DIFF = Difference To Personal Best Lap, P = Crossed Finish Line in Pit Lane, D = Time Disallowed

P16 199 C		Michael FROST		Yamaha TZR250 -			
IDEAL LAP TIME : 1:48.574		BEST LAP TIME : 1:48.576		DIFFERENCE : 0.002			
LAP	SECTOR 1	SECTOR 2	SECTOR 3	LAP TIME	MPH	DIFF	TIME OF DAY
1 -		50.836	26.383	2:00.691	72.58	12.115	16:29:10.011
2 -	35.014	50.415	26.326	1:51.755	78.38	3.179	16:31:01.766
3 -	35.107	49.950	26.243	1:51.300	78.70	2.724	16:32:53.066
4 -	34.805	49.357	26.255	1:50.417	79.33	1.841	16:34:43.483
5 -	34.645	49.137	26.017	1:49.799 (3)	79.78	1.223	16:36:33.282
6 -	34.532	49.078	26.110	1:49.720 (2)	79.83	1.144	16:38:23.002
7 -	33.977	48.580	26.019	1:48.576 (1)	80.67		16:40:11.578

P17 36 R		Phil ZANUTTO		Yamaha TZR250 -			
IDEAL LAP TIME : 1:50.058		BEST LAP TIME : 1:50.557		DIFFERENCE : 0.499			
LAP	SECTOR 1	SECTOR 2	SECTOR 3	LAP TIME	MPH	DIFF	TIME OF DAY
1 -		50.147	26.790	1:59.336	73.40	8.779	16:29:08.656
2 -	35.963	51.203	26.706	1:53.872	76.92	3.315	16:31:02.528
3 -	35.777	51.196	26.267	1:53.240	77.35	2.683	16:32:55.768
4 -	34.984	49.319	26.254	1:50.557 (1)	79.23		16:34:46.325
5 -	34.770	49.680	26.192	1:50.642 (2)	79.17	0.085	16:36:36.967
6 -	34.992	49.503	26.259	1:50.754	79.09	0.197	16:38:27.721
7 -	34.547	49.486	26.646	1:50.679 (3)	79.14	0.122	16:40:18.400

P18 100 R		Michael GLISSON		Yamaha TZR 250 - www.ypmrc.co.uk			
IDEAL LAP TIME : 1:50.531		BEST LAP TIME : 1:51.164		DIFFERENCE : 0.633			
LAP	SECTOR 1	SECTOR 2	SECTOR 3	LAP TIME	MPH	DIFF	TIME OF DAY
1 -		50.651	26.305	2:01.171	72.29	10.007	16:29:10.491
2 -	35.045	50.540	26.795	1:52.380	77.94	1.216	16:31:02.871
3 -	35.722	50.314	26.576	1:52.612	77.78	1.448	16:32:55.483
4 -	34.658	50.095	26.887	1:51.640 (3)	78.46	0.476	16:34:47.123
5 -	35.244	49.736	26.184	1:51.164 (1)	78.80		16:36:38.287
6 -	35.283	49.689	26.464	1:51.436 (2)	78.60	0.272	16:38:29.723
7 -	35.073	51.146	27.872	1:54.091	76.77	2.927	16:40:23.814

P19 77 R		Adam COLLINS		Yamaha TZR250 - 2 Cows Racing			
IDEAL LAP TIME : 1:52.367		BEST LAP TIME : 1:52.722		DIFFERENCE : 0.355			
LAP	SECTOR 1	SECTOR 2	SECTOR 3	LAP TIME	MPH	DIFF	TIME OF DAY
1 -		51.907	27.333	2:04.049	70.61	11.327	16:29:13.369
2 -	35.442	52.110	27.274	1:54.826	76.28	2.104	16:31:08.195
3 -	34.933	51.264	27.207	1:53.404 (3)	77.24	0.682	16:33:01.599
4 -	34.943	51.268	27.364	1:53.575	77.12	0.853	16:34:55.174
5 -	34.975	50.700	27.047	1:52.722 (1)	77.71		16:36:47.896
6 -	34.620	51.673	27.084	1:53.377 (2)	77.26	0.655	16:38:41.273
7 -	35.054	50.958	27.938	1:53.950	76.87	1.228	16:40:35.223

P20 31 C		Rob FARMER		Yamaha TZR 250 -			
IDEAL LAP TIME : 1:52.706		BEST LAP TIME : 1:52.706		DIFFERENCE : 0.000			
LAP	SECTOR 1	SECTOR 2	SECTOR 3	LAP TIME	MPH	DIFF	TIME OF DAY
1 -		51.573	26.909	2:03.028	71.20	10.322	16:29:12.348
2 -	35.485	51.441	26.916	1:53.842 (3)	76.94	1.136	16:31:06.190
3 -	35.793	51.615	26.873	1:54.281	76.65	1.575	16:33:00.471
4 -	35.128	50.844	26.734	1:52.706 (1)	77.72		16:34:53.177
5 -	35.363	51.402	26.817	1:53.582 (2)	77.12	0.876	16:36:46.759
6 -	35.451	51.757	26.777	1:53.985	76.85	1.279	16:38:40.744
7 -	36.002	51.606	28.167	1:55.775	75.66	3.069	16:40:36.519

BMCRG - MRO Championships 2022 - Rnd 6 @ Brands Hatch GP

DFDS Yamaha Past Masters

RACE 17 - SECTOR ANALYSIS



SECTOR 1 = FL to I1, SECTOR 2 = I1 to I2, SECTOR 3 = I2 to FL, DIFF = Difference To Personal Best Lap, P = Crossed Finish Line in Pit Lane, D = Time Disallowed

P21	71 C	Alan BUSHELL	Yamaha RD250LC -				
IDEAL LAP TIME : 1:55.364		BEST LAP TIME : 1:55.903	DIFFERENCE : 0.539				

LAP	SECTOR 1	SECTOR 2	SECTOR 3	LAP TIME	MPH	DIFF	TIME OF DAY
1 -		51.783	27.889	2:04.675	70.26	8.772	16:29:13.995
2 -	36.383	51.807	27.713	1:55.903 (1)	75.57		16:31:09.898
3 -	36.259	52.415	27.806	1:56.480 (2)	75.20	0.577	16:33:06.378
4 -	36.001	52.747	27.933	1:56.681 (3)	75.07	0.778	16:35:03.059
5 -	36.354	52.578	27.890	1:56.822	74.98	0.919	16:36:59.881
6 -	36.716	52.374	28.896	1:57.986	74.24	2.083	16:38:57.867
7 -	35.868	52.806	28.163	1:56.837	74.97	0.934	16:40:54.704

P22	25 C	Stephen WIMBLE	Yamaha TZR 250 - S.B.W Contractor				
IDEAL LAP TIME : 1:55.065		BEST LAP TIME : 1:55.182	DIFFERENCE : 0.117				

LAP	SECTOR 1	SECTOR 2	SECTOR 3	LAP TIME	MPH	DIFF	TIME OF DAY
1 -		52.282	27.538	2:03.791	70.76	8.609	16:29:13.111
2 -	35.508	52.022	27.652	1:55.182 (1)	76.05		16:31:08.293
3 -	35.849	52.019	27.968	1:55.836 (2)	75.62	0.654	16:33:04.129
4 -	36.507	53.303	27.815	1:57.625	74.47	2.443	16:35:01.754
5 -	36.899	53.052	27.899	1:57.850	74.33	2.668	16:36:59.604
6 -	36.645	53.052	27.654	1:57.351 (3)	74.64	2.169	16:38:56.955
7 -	36.230	53.109	28.499	1:57.838	74.33	2.656	16:40:54.793

P23	65	Nigel TERRY	Yamaha TZR250 - NTrap Garage Doors				
IDEAL LAP TIME : 1:56.302		BEST LAP TIME : 1:57.167	DIFFERENCE : 0.865				

LAP	SECTOR 1	SECTOR 2	SECTOR 3	LAP TIME	MPH	DIFF	TIME OF DAY
1 -		51.959	27.815	2:05.271	69.92	8.104	16:29:14.591
2 -	36.528	52.524	28.115	1:57.167 (1)	74.76		16:31:11.758
3 -	37.551	54.721	28.977	2:01.249 (2)	72.24	4.082	16:33:13.007
4 -	38.247	55.524	29.039	2:02.810 (3)	71.32	5.643	16:35:15.817
5 -	38.294	56.617	29.418	2:04.329	70.45	7.162	16:37:20.146
6 -	42.181	57.142	30.000	2:09.323	67.73	12.156	16:39:29.469

P24	72 C	John HAMILTON	Yamaha TRZ250 - LW Racing				
IDEAL LAP TIME : 1:48.402		BEST LAP TIME : 1:49.145	DIFFERENCE : 0.743				

LAP	SECTOR 1	SECTOR 2	SECTOR 3	LAP TIME	MPH	DIFF	TIME OF DAY
1 -		48.721	25.906	1:56.574	75.14	7.429	16:29:05.894
2 -	34.079	48.868	26.198	1:49.145 (1)	80.25		16:30:55.039
3 -	33.993	49.729	26.466	1:50.188	79.49	1.043	16:32:45.227
4 -	34.381	49.627	26.367	1:50.375	79.36	1.230	16:34:35.602
5 -	34.075	49.686	26.407	1:50.168 (3)	79.51	1.023	16:36:25.770
6 -	34.538	49.544	25.688	1:49.770 (2)	79.80	0.625	16:38:15.540

BMCRC - MRO Championships 2022 - Rnd 6 @ Brands Hatch GP

DFDS Yamaha Past Masters

RACE 17 - BEST SECTORS

SECTOR 1			SECTOR 2			SECTOR 3			IDEAL / BEST COMPARISON						
POS	NO	NAME	TIME	NO	NAME	TIME	NO	NAME	TIME	POS	NO	NAME	IDEAL	BEST	DIFF
													PERFECT LAP	1:40.790	
1	30	COOPER	31.636	19	BRANTON	45.314	30	COOPER	23.840	1	19	BRANTON	1:40.994	1:41.416	0.422
2	75	JOHNSON	31.648	74	WHITBY	45.418	19	BRANTON	23.877	2	30	COOPER	1:41.112	1:41.638	0.526
3	19	BRANTON	31.803	75	JOHNSON	45.488	74	WHITBY	24.291	3	75	JOHNSON	1:41.484	1:41.662	0.178
4	74	WHITBY	32.123	30	COOPER	45.636	75	JOHNSON	24.348	4	74	WHITBY	1:41.832	1:42.294	0.462
5	27	HAYWARD	32.552	57	MOOK	46.787	4	HALIL	24.738	5	57	MOOK	1:44.431	1:45.084	0.653
6	15	PERKINS	32.690	27	HAYWARD	47.223	8	BALL	24.929	6	4	HALIL	1:44.842	1:45.263	0.421
7	57	MOOK	32.692	4	HALIL	47.266	57	MOOK	24.952	7	27	HAYWARD	1:45.036	1:45.285	0.249
8	8	BALL	32.713	15	PERKINS	47.307	26	LEE	25.146	8	8	BALL	1:45.109	1:45.313	0.204
9	4	HALIL	32.838	8	BALL	47.467	15	PERKINS	25.167	9	15	PERKINS	1:45.164	1:45.510	0.346
10	26	LEE	33.069	28	McCARTER	47.568	92	MOOK	25.248	10	26	LEE	1:46.462	1:46.462	0.000
11	60	GOUGH	33.402	60	GOUGH	47.762	27	HAYWARD	25.261	11	60	GOUGH	1:46.539	1:46.907	0.368
12	28	McCARTER	33.438	29	CRIPPS	47.765	60	GOUGH	25.375	12	28	McCARTER	1:46.597	1:46.948	0.351
13	92	MOOK	33.505	92	MOOK	47.964	29	CRIPPS	25.513	13	92	MOOK	1:46.717	1:46.956	0.239
14	29	CRIPPS	33.613	26	LEE	48.247	28	McCARTER	25.591	14	29	CRIPPS	1:46.891	1:47.057	0.166
15	333	STUBBERFIELD	33.931	199	FROST	48.580	72	HAMILTON	25.688	15	72	HAMILTON	1:48.402	1:49.145	0.743
16	199	FROST	33.977	333	STUBBERFIELD	48.690	199	FROST	26.017	16	199	FROST	1:48.574	1:48.576	0.002
17	72	HAMILTON	33.993	72	HAMILTON	48.721	333	STUBBERFIELD	26.112	17	333	STUBBERFIELD	1:48.733	1:49.418	0.685
18	36	ZANUTTO	34.547	36	ZANUTTO	49.319	100	GLISSON	26.184	18	36	ZANUTTO	1:50.058	1:50.557	0.499
19	77	COLLINS	34.620	100	GLISSON	49.689	36	ZANUTTO	26.192	19	100	GLISSON	1:50.531	1:51.164	0.633
20	100	GLISSON	34.658	77	COLLINS	50.700	31	FARMER	26.734	20	77	COLLINS	1:52.367	1:52.722	0.355
21	31	FARMER	35.128	31	FARMER	50.844	77	COLLINS	27.047	21	31	FARMER	1:52.706	1:52.706	0.000
22	25	WIMBLE	35.508	71	BUSHELL	51.783	25	WIMBLE	27.538	22	25	WIMBLE	1:55.065	1:55.182	0.117
23	71	BUSHELL	35.868	65	TERRY	51.959	71	BUSHELL	27.713	23	71	BUSHELL	1:55.364	1:55.903	0.539
24	65	TERRY	36.528	25	WIMBLE	52.019	65	TERRY	27.815	24	65	TERRY	1:56.302	1:57.167	0.865

BMCRC - MRO Championships 2022 - Rnd 6 @ Brands Hatch GP

DFDS Yamaha Past Masters

RACE 17 - STATISTICS

Competitors Started 24
Planned Start 2022-07-17 @ 16:20:00.000
Actual Start 2022-07-17 @ 16:27:09.319
Finish Time 2022-07-17 @ 16:39:08.569
Track Length 2.4332mi.
Total Laps 166
Total Distance Covered 403.9260mi.

Session Fastest Lap History

NO	CL	NAME	LAP TIME	TIME OF DAY	LAP	VEHICLE
30		Alan COOPER	1:41.657	16:30:38.630	2	Yamaha TZR250
19		Peter BRANTON	1:41.416	16:30:38.862	2	Yamaha TZR 250

Session Leader History

NO	CL	NAME	FROM LAP	LAPS LED	DISTANCE	VEHICLE
30		Alan COOPER	1	3	7.29 miles	Yamaha TZR250
19		Peter BRANTON	4	2	4.86 miles	Yamaha TZR 250
30		Alan COOPER	6	2	4.86 miles	Yamaha TZR250

Flag History

TYPE	TIME OF DAY
GREEN	16:27:09.319
FINISH	16:39:08.569

Flag Statistics

TYPE	COUNT	TOTAL LAPS	TOTAL TIME
Green	1	7	13:54.851
Red	0	0	0.000
Safety Car	0	0	0.000
FCY	0	0	0.000

BMCRC - MRO Championships 2022 - Rnd 6 @ Brands Hatch GP

DFDS Yamaha Past Masters

RACE 17 - STATISTICS

CLASS :

12 Starters

Fastest Lap History

NO	NAME	LAP TIME	TIME OF DAY	LAP	VEHICLE
30	Alan COOPER	1:41.657	16:30:38.630	2	Yamaha TZR250
19	Peter BRANTON	1:41.416	16:30:38.862	2	Yamaha TZR 250

Leader History

NO	NAME	FROM LAP	LAPS LED	DISTANCE	VEHICLE
30	Alan COOPER	1	3	7.29 miles	Yamaha TZR250
19	Peter BRANTON	4	2	4.86 miles	Yamaha TZR 250
30	Alan COOPER	6	2	4.86 miles	Yamaha TZR250

BMCRC - MRO Championships 2022 - Rnd 6 @ Brands Hatch GP

DFDS Yamaha Past Masters

RACE 17 - STATISTICS

CLASS : C

9 Starters

Fastest Lap History

NO	NAME	LAP TIME	TIME OF DAY	LAP	VEHICLE
92	Andrew MOOK	1:47.940	16:30:51.537	2	Yamaha TZR250
26	Damian LEE	1:46.984	16:30:52.304	2	Yamaha TZR250
92	Andrew MOOK	1:46.956	16:34:25.804	4	Yamaha TZR250
26	Damian LEE	1:46.462	16:34:25.883	4	Yamaha TZR250

Leader History

NO	NAME	FROM LAP	LAPS LED	DISTANCE	VEHICLE
92	Andrew MOOK	1	6	14.59 miles	Yamaha TZR250
60	Daniel GOUGH	7	1	2.43 miles	Yamaha TZR 250

BMCRC - MRO Championships 2022 - Rnd 6 @ Brands Hatch GP

DFDS Yamaha Past Masters

RACE 17 - STATISTICS

CLASS : R

3 Starters

Fastest Lap History

NO	NAME	LAP TIME	TIME OF DAY	LAP	VEHICLE
36	Phil ZANUTTO	1:53.872	16:31:02.540	2	Yamaha TZR250
100	Michael GLISSON	1:52.380	16:31:02.886	2	Yamaha TZR 250
36	Phil ZANUTTO	1:50.557	16:34:46.336	4	Yamaha TZR250

Leader History

NO	NAME	FROM LAP	LAPS LED	DISTANCE	VEHICLE
36	Phil ZANUTTO	1	2	4.86 miles	Yamaha TZR250
100	Michael GLISSON	3	1	2.43 miles	Yamaha TZR 250
36	Phil ZANUTTO	4	4	9.73 miles	Yamaha TZR250