



# **BMCRC-MRO CHAMPIONSHIPS**


## **2022**

**Round 5**  
**Cadwell Park**  
**25<sup>th</sup> / 26<sup>th</sup> June 2022**



**Timing & Results Provided by Timing Solutions Ltd**

**[www.tsl-timing.com](http://www.tsl-timing.com)**



illuminate~~e~~design

# ILLUMINATE DESIGN 250 MZ & TAYMAR MOTORCYCLES BLUE HAZE GPF



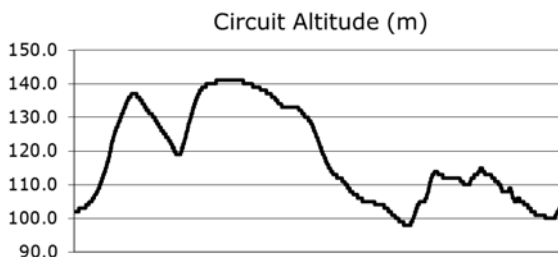
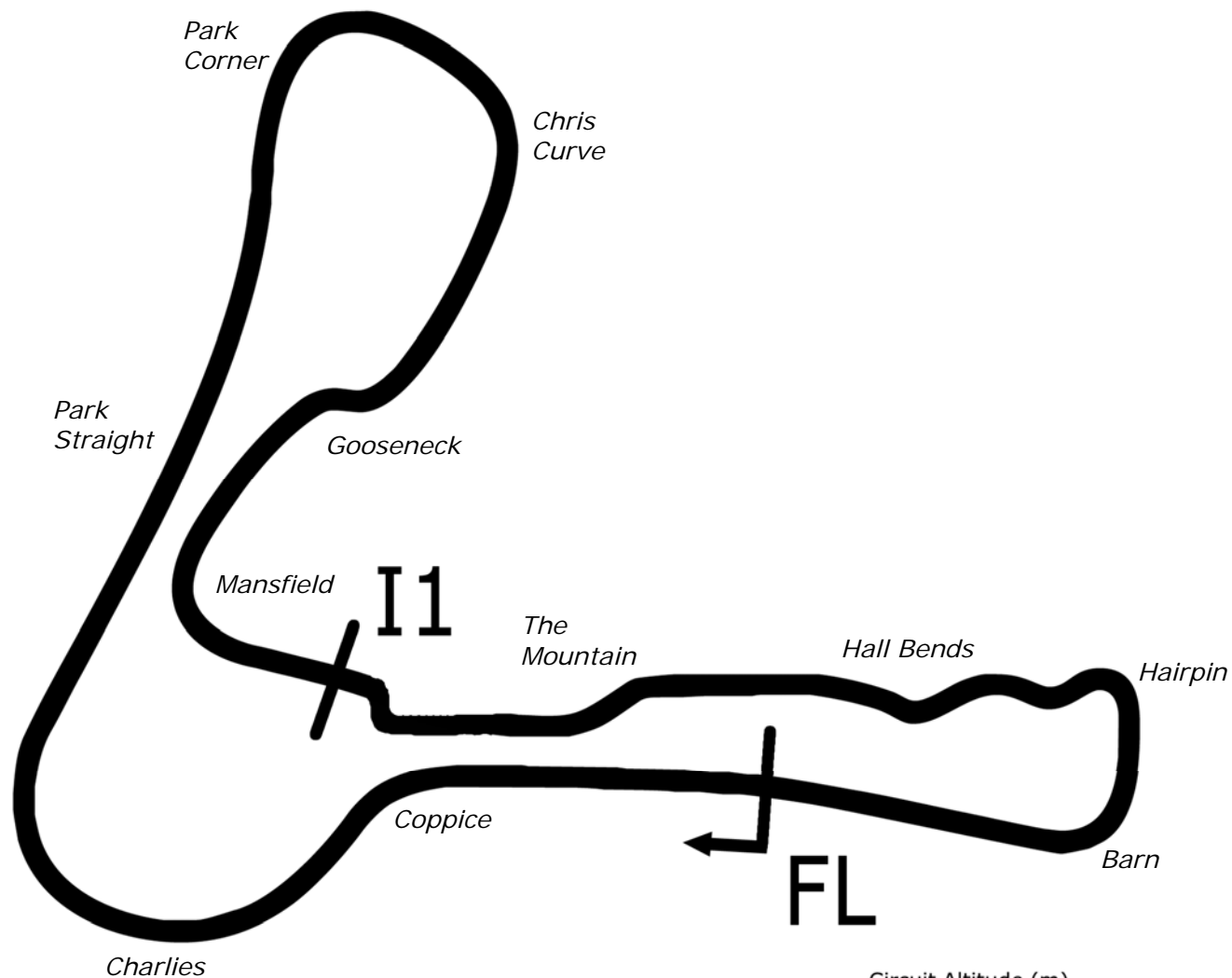
BMCRC-MRO Championships - Round 5  
Cadwell Park  
25<sup>th</sup> / 26<sup>th</sup> June 2022



Timing & Results Provided by Timing Solutions Ltd

[www.tsl-timing.com](http://www.tsl-timing.com)

# Cadwell Park



Length	2.1800 miles	3508.4 m	
FL		53.31024 N	0.05940 W
I1	2330m	53.30708 N	0.06270 W
Pit Entry	3472m	53.31103 N	0.05889 W
Pit Exit	0m after FL	53.31030 N	0.05940 W
Pit Entry-Pit Exit 92m, 6.6s @50kph, 5.5s @60kph			

All results available at [www.tsl-timing.com](http://www.tsl-timing.com)

**BMCRC - MRO Championships 2022 - Rnd 5 @ Cadwell Park**

**Illuminate Design 250MZs & Blue Haze GPF**

**QUALIFYING - CLASSIFICATION**



POS	NO	CL	PIC NAME	ENTRY	TIME	ON	LAPS	GAP	DIFF	MPH
1	141	GPF	1 David ABRAHAM	Suzuki RG570 - Cambridge Motorcycles	1:45.791	7	7			74.18
2	27	GPF	2 Richard HAYWARD	Yamaha TZR -	1:47.009	4	4	1.218	1.218	73.34
3	4	GPF	3 James SEATH	Aprilia RS250 - Ovenden Earthmoving	1:48.611	7	7	2.820	1.602	72.25
4	26	GPF	4 Damian LEE	Yamaha TZR250 - Leed Autos	1:49.247	6	7	3.456	0.636	71.83
5	65	GPF	5 Andrew MOXON	Aprilia RS 250 - Vanguard motorsport Uckfield + DART	1:50.234	6	7	4.443	0.987	71.19
6	81		1 Scott GRANT	MZ ETZ250 - Katie, Mum and Dad	1:50.429	4	5	4.638	0.195	71.06
7	110	GPF	6 Mark HAIGH	Aprilia RS250 - Chesterfield CarClinic/The Tuning Work	1:51.606	5	6	5.815	1.177	70.31
8	69		2 Alexander MANN	MZ TS 250 - HS RACING	1:51.641	4	7	5.850	0.035	70.29
9	85		3 Andrew WALES	MZ ETZ 250 - Illuminated Design LTD	1:51.897	4	7	6.106	0.256	70.13
10	247	GPF	7 Lee HEALEY	Suzuki VJ22 - Specialised welding and fabrications	1:51.993	7	7	6.202	0.096	70.07
11	125	GPF	8 Steve HIGERTY	Yamaha TZR250 - Yellow House/Cambridge MC's	1:52.845	5	6	7.054	0.852	69.54
12	96		4 Chris KENT	MZ ETZ250 - Powder House Coatings Ltd	1:52.876	6	7	7.085	0.031	69.52
13	95		5 Christopher ROGERS	MZ ETZ250 - CB Racing	1:56.259	2	2	10.468	3.383	67.50
14	59	R	1 Andrew WELTON	MZ ETZ250 - RE/MAX	1:57.613	3	6	11.822	1.354	66.72
15	9		6 Gary HOWLETT	MZ TS250 - HS Racing	1:57.863	3	6	12.072	0.250	66.58
16	13	R	2 Gordon RYAN	MZ ETZ250 - Prism Work Psychology	1:58.948	2	4	13.157	1.085	65.97
17	41		7 Gary WILLIAMS	MZ ETZ250 -	1:59.977	2	6	14.186	1.029	65.41
18	66	R	3 Graeme LEWIS	MZ ETZ250 -	2:00.975	2	6	15.184	0.998	64.87
19	93	R	4 Nicholas DORAN	MZ ETZ250 - Illuminate Design	2:01.697	2	3	15.906	0.722	64.48
20	62	GPF	9 Ian READ	Suzuki 450 TRIPLE - MiMS Racing	2:04.822	2	2	19.031	3.125	62.87
21	67	GPF	10 Mark BAILEY	Yamaha TZR - Elite Air conditioning Ltd. Hydroflow plur	2:04.862	2	3	19.071	0.040	62.85
22	63	R	5 Clive HILLIER	MZ ETZ250 - Satoshi Nakamoto	2:06.002	2	6	20.211	1.140	62.28
23	8	R	6 Rich ASKEW	MZ ETZ250 -	2:06.386	3	6	20.595	0.384	62.09
24	14		8 Andy MARKS	MZ ETZ250 - Kingpin Components	2:06.718	6	6	20.927	0.332	61.93
25	46		9 Steve BRIGDEN	MZ ETZ250 - Cylera - Healthcare IOT Security	2:07.637	3	6	21.846	0.919	61.48
26	56		10 Russell TURNER	MZ ETZ250 - TT Racing			0			

Weather / Track : Sunny / Dry

These results are provisional until the conclusion of any judicial and technical matters.

Cadwell Park: 2.1800 miles

Date: 25/06/2022 Start: 10:06 Finish: 10:19

Clerk Of Course :	Stewards :	Timekeeper : Sarah Evans
-------------------	------------	--------------------------

Results can be found at [www.tsl-timing.com](http://www.tsl-timing.com)

Printed - 10:23 Saturday, 25 June 2022



# BMCRC - MRO Championships 2022 - Rnd 5 @ Cadwell Park

## Illuminate Design 250MZs & Blue Haze GPF

### QUALIFYING - SECTOR ANALYSIS



SECTOR 1 = FL to I1, SECTOR 2 = I1 to FL, DIFF = Difference To Personal Best Lap, P = Crossed Finish Line in Pit Lane, D = Time Disallowed

P1 141 GPF		David ABRAHAM		Suzuki RG570 - Cambridge Motorcycles			
IDEAL LAP TIME : 1:45.791		BEST LAP TIME : 1:45.791		DIFFERENCE : 0.000			
LAP	SECTOR 1	SECTOR 2	LAP TIME	MPH	DIFF	TIME OF DAY	
1 -	1:09.942	48.581	1:58.523	66.21	12.732	10:09:33.513	
2 -	1:03.841	45.721	1:49.562	71.63	3.771	10:11:23.075	
3 -	1:02.770	45.419	1:48.189	72.54	2.398	10:13:11.264	
4 -	1:02.329	44.926	1:47.255	73.17	1.464	10:14:58.519	
5 -	1:01.398	45.353	1:46.751 (3)	73.51	0.960	10:16:45.270	
6 -	1:01.885	44.735	1:46.620 (2)	73.60	0.829	10:18:31.890	
7 -	<b>1:01.303</b>	<b>44.488</b>	<b>1:45.791 (1)</b>	<b>74.18</b>		<b>10:20:17.681</b>	

P2 27 GPF		Richard HAYWARD		Yamaha TZR -			
IDEAL LAP TIME : 1:47.009		BEST LAP TIME : 1:47.009		DIFFERENCE : 0.000			
LAP	SECTOR 1	SECTOR 2	LAP TIME	MPH	DIFF	TIME OF DAY	
1 -	1:06.156	45.627	1:51.783	70.20	4.774	10:09:04.815	
2 -	1:03.043	45.115	1:48.158 (3)	72.56	1.149	10:10:52.973	
3 -	1:02.986	44.648	1:47.634 (2)	72.91	0.625	10:12:40.607	
4 -	<b>1:02.896</b>	<b>44.113</b>	<b>1:47.009 (1)</b>	<b>73.34</b>		<b>10:14:27.616</b>	

P3 4 GPF		James SEATH		Aprilia RS250 - Ovenden Earthmoving			
IDEAL LAP TIME : 1:47.998		BEST LAP TIME : 1:48.611		DIFFERENCE : 0.613			
LAP	SECTOR 1	SECTOR 2	LAP TIME	MPH	DIFF	TIME OF DAY	
1 -	1:07.029	47.789	1:54.818	68.35	6.207	10:09:06.747	
2 -	1:03.897	46.368	1:50.265	71.17	1.654	10:10:57.012	
3 -	1:03.483	46.544	1:50.027	71.32	1.416	10:12:47.039	
4 -	1:03.752	45.754	1:49.506 (3)	71.66	0.895	10:14:36.545	
5 -	1:03.435	45.979	1:49.414 (2)	71.72	0.803	10:16:25.959	
6 -	<b>1:02.558</b>	48.342	1:50.900	70.76	2.289	10:18:16.859	
7 -	1:03.171	<b>45.440</b>	<b>1:48.611 (1)</b>	<b>72.25</b>		<b>10:20:05.470</b>	

P4 26 GPF		Damian LEE		Yamaha TZR250 - Leed Autos			
IDEAL LAP TIME : 1:49.115		BEST LAP TIME : 1:49.247		DIFFERENCE : 0.132			
LAP	SECTOR 1	SECTOR 2	LAP TIME	MPH	DIFF	TIME OF DAY	
1 -	1:07.432	47.386	1:54.818	68.35	5.571	10:09:07.815	
2 -	1:04.966	46.049	1:51.015	70.69	1.768	10:10:58.830	
3 -	1:03.617	46.449	1:50.066	71.30	0.819	10:12:48.896	
4 -	1:04.403	46.992	1:51.395	70.45	2.148	10:14:40.291	
5 -	1:03.684	45.779	1:49.463 (2)	71.69	0.216	10:16:29.754	
6 -	1:03.732	<b>45.515</b>	<b>1:49.247 (1)</b>	<b>71.83</b>		<b>10:18:19.001</b>	
7 -	<b>1:03.600</b>	46.049	1:49.649 (3)	71.57	0.402	10:20:08.650	

P5 65 GPF		Andrew MOXON		Aprilia RS 250 - Vanguard motorsport Uckfield + DART Motorsp			
IDEAL LAP TIME : 1:50.227		BEST LAP TIME : 1:50.234		DIFFERENCE : 0.007			
LAP	SECTOR 1	SECTOR 2	LAP TIME	MPH	DIFF	TIME OF DAY	
1 -	1:09.441	48.658	1:58.099	66.45	7.865	10:09:01.712	
2 -	1:05.147	47.839	1:52.986 (3)	69.46	2.752	10:10:54.698	
3 -	1:06.006	48.658	1:54.664	68.44	4.430	10:12:49.362	
4 -	<b>1:03.732</b>	46.955	1:50.687 (2)	70.90	0.453	10:14:40.049	
5 -	1:05.660	47.347	1:53.007	69.44	2.773	10:16:33.056	
6 -	1:03.739	<b>46.495</b>	<b>1:50.234 (1)</b>	<b>71.19</b>		<b>10:18:23.290</b>	
7 -	1:05.460	47.850	1:53.310	69.26	3.076	10:20:16.600	

# BMCRC - MRO Championships 2022 - Rnd 5 @ Cadwell Park

## Illuminate Design 250MZs & Blue Haze GPF

### QUALIFYING - SECTOR ANALYSIS



SECTOR 1 = FL to I1, SECTOR 2 = I1 to FL, DIFF = Difference To Personal Best Lap, P = Crossed Finish Line in Pit Lane, D = Time Disallowed

P6 81		Scott GRANT		MZ ETZ250 - Katie, Mum and Dad		
IDEAL LAP TIME : 1:50.429		BEST LAP TIME : 1:50.429		DIFFERENCE : 0.000		
LAP	SECTOR 1	SECTOR 2	LAP TIME	MPH	DIFF	TIME OF DAY
1 -	1:05.839	47.185	1:53.024	69.43	2.595	10:09:07.530
2 -	1:05.738	46.913	1:52.651	69.66	2.222	10:11:00.181
3 -	1:04.970	45.849	1:50.819 (2)	70.81	0.390	10:12:51.000
4 -	<b>1:04.908</b>	<b>45.521</b>	<b>1:50.429 (1)</b>	<b>71.06</b>		<b>10:14:41.429</b>
5 -	1:04.953	46.971	1:51.924 (3)	70.11	1.495	10:16:33.353

P7 110 GPF		Mark HAIGH		Aprilia RS250 - Chesterfield CarClinic/The Tuning Works		
IDEAL LAP TIME : 1:51.113		BEST LAP TIME : 1:51.606		DIFFERENCE : 0.493		
LAP	SECTOR 1	SECTOR 2	LAP TIME	MPH	DIFF	TIME OF DAY
1 -	1:15.337	51.334	2:06.671	61.95	15.065	10:09:41.805
2 -	1:08.403	48.758	1:57.161	66.98	5.555	10:11:38.966
3 -	1:06.393	47.494	1:53.887 (3)	68.91	2.281	10:13:32.853
4 -	1:07.543	47.398	1:54.941	68.27	3.335	10:15:27.794
5 -	1:05.049	<b>46.557</b>	<b>1:51.606 (1)</b>	<b>70.31</b>		<b>10:17:19.400</b>
6 -	<b>1:04.556</b>	47.586	1:52.142 (2)	69.98	0.536	10:19:11.542

P8 69		Alexander MANN		MZ TS 250 - HS RACING		
IDEAL LAP TIME : 1:51.520		BEST LAP TIME : 1:51.641		DIFFERENCE : 0.121		
LAP	SECTOR 1	SECTOR 2	LAP TIME	MPH	DIFF	TIME OF DAY
1 -	1:09.023	50.488	1:59.511	65.66	7.870	10:09:13.873
2 -	1:07.176	48.322	1:55.498	67.94	3.857	10:11:09.371
3 -	<b>1:05.078</b>	47.143	1:52.221 (3)	69.93	0.580	10:13:01.592
4 -	1:05.199	<b>46.442</b>	<b>1:51.641 (1)</b>	<b>70.29</b>		<b>10:14:53.233</b>
5 -	1:05.540	46.855	1:52.395	69.82	0.754	10:16:45.628
6 -	1:05.198	46.537	1:51.735 (2)	70.23	0.094	10:18:37.363
7 -	1:05.812	46.540	1:52.352	69.85	0.711	10:20:29.715

P9 85		Andrew WALES		MZ ETZ 250 - Illuminated Design LTD		
IDEAL LAP TIME : 1:51.897		BEST LAP TIME : 1:51.897		DIFFERENCE : 0.000		
LAP	SECTOR 1	SECTOR 2	LAP TIME	MPH	DIFF	TIME OF DAY
1 -	1:05.957	46.735	1:52.692	69.64	0.795	10:08:51.298
2 -	1:05.716	46.738	1:52.454 (3)	69.78	0.557	10:10:43.752
3 -	1:05.630	46.528	1:52.158 (2)	69.97	0.261	10:12:35.910
4 -	<b>1:05.589</b>	<b>46.308</b>	<b>1:51.897 (1)</b>	<b>70.13</b>		<b>10:14:27.807</b>
5 -	1:05.689	46.816	1:52.505	69.75	0.608	10:16:20.312
6 -	1:06.056	49.372	1:55.428	67.99	3.531	10:18:15.740
7 -	1:11.806	48.877	2:00.683	65.03	8.786	10:20:16.423

P10 247 GPF		Lee HEALEY		Suzuki VJ22 - Specialised welding and fabrications		
IDEAL LAP TIME : 1:51.520		BEST LAP TIME : 1:51.993		DIFFERENCE : 0.473		
LAP	SECTOR 1	SECTOR 2	LAP TIME	MPH	DIFF	TIME OF DAY
1 -	1:10.864	51.048	2:01.912	64.37	9.919	10:09:32.018
2 -	1:06.772	47.053	1:53.825	68.94	1.832	10:11:25.843
3 -	1:06.750	48.315	1:55.065	68.20	3.072	10:13:20.908
4 -	1:05.432	<b>46.723</b>	1:52.155 (2)	69.97	0.162	10:15:13.063
5 -	1:06.496	48.035	1:54.531	68.52	2.538	10:17:07.594
6 -	1:05.332	47.093	1:52.425 (3)	69.80	0.432	10:19:00.019
7 -	<b>1:04.797</b>	47.196	<b>1:51.993 (1)</b>	<b>70.07</b>		<b>10:20:52.012</b>

# BMCRC - MRO Championships 2022 - Rnd 5 @ Cadwell Park

## Illuminate Design 250MZs & Blue Haze GPF

### QUALIFYING - SECTOR ANALYSIS



SECTOR 1 = FL to I1, SECTOR 2 = I1 to FL, DIFF = Difference To Personal Best Lap, P = Crossed Finish Line in Pit Lane, D = Time Disallowed

P11 125 GPF Steve HIGERTY		Yamaha TZR250 - Yellow House/Cambridge MC's				
IDEAL LAP TIME : 1:52.733		BEST LAP TIME : 1:52.845		DIFFERENCE : 0.112		
LAP	SECTOR 1	SECTOR 2	LAP TIME	MPH	DIFF	TIME OF DAY
1 -	1:07.534	50.098	1:57.632	66.71	4.787	10:09:13.122
2 -	1:07.532	47.945	1:55.477	67.96	2.632	10:11:08.599
3 -	1:06.418	48.116	1:54.534	68.52	1.689	10:13:03.133
4 -	<b>1:05.591</b>	47.501	1:53.092 (2)	69.39	0.247	10:14:56.225
5 -	1:05.703	<b>47.142</b>	<b>1:52.845 (1)</b>	<b>69.54</b>		<b>10:16:49.070</b>
6 -	1:05.613	48.414	1:54.027 (3)	68.82	1.182	10:18:43.097

P12 96 Chris KENT		MZ ETZ250 - Powder House Coatings Ltd				
IDEAL LAP TIME : 1:52.876		BEST LAP TIME : 1:52.876		DIFFERENCE : 0.000		
LAP	SECTOR 1	SECTOR 2	LAP TIME	MPH	DIFF	TIME OF DAY
1 -	1:07.595	47.406	1:55.001	68.24	2.125	10:08:53.503
2 -	1:07.120	46.813	1:53.933	68.88	1.057	10:10:47.436
3 -	1:06.682	47.019	1:53.701 (3)	69.02	0.825	10:12:41.137
4 -	1:06.577	47.039	1:53.616 (2)	69.07	0.740	10:14:34.753
5 -	1:07.099	46.843	1:53.942	68.87	1.066	10:16:28.695
6 -	<b>1:06.339</b>	<b>46.537</b>	<b>1:52.876 (1)</b>	<b>69.52</b>		<b>10:18:21.571</b>
7 -	1:06.815	46.952	1:53.767	68.98	0.891	10:20:15.338

P13 95 Christopher ROGERS		MZ ETZ250 - CB Racing				
IDEAL LAP TIME : 1:56.259		BEST LAP TIME : 1:56.259		DIFFERENCE : 0.000		
LAP	SECTOR 1	SECTOR 2	LAP TIME	MPH	DIFF	TIME OF DAY
1 -	1:09.589	48.505	1:58.094 (2)	66.45	1.835	10:08:59.197
2 -	<b>1:08.010</b>	<b>48.249</b>	<b>1:56.259 (1)</b>	<b>67.50</b>		<b>10:10:55.456</b>

P14 59 R Andrew WELTON		MZ ETZ250 - RE/MAX				
IDEAL LAP TIME : 1:57.061		BEST LAP TIME : 1:57.613		DIFFERENCE : 0.552		
LAP	SECTOR 1	SECTOR 2	LAP TIME	MPH	DIFF	TIME OF DAY
1 -	1:10.654	50.518	2:01.172	64.76	3.559	10:09:15.082
2 -	1:09.866	50.084	1:59.950 (3)	65.42	2.337	10:11:15.032
3 -	1:09.943	<b>47.670</b>	<b>1:57.613 (1)</b>	<b>66.72</b>		<b>10:13:12.645</b>
4 -	<b>1:09.391</b>	48.846	1:58.237 (2)	66.37	0.624	10:15:10.882
5 -	1:10.889	49.620	2:00.509	65.12	2.896	10:17:11.391
6 -	1:10.708	50.558	2:01.266	64.71	3.653	10:19:12.657

P15 9 Gary HOWLETT		MZ TS250 - HS Racing				
IDEAL LAP TIME : 1:57.511		BEST LAP TIME : 1:57.863		DIFFERENCE : 0.352		
LAP	SECTOR 1	SECTOR 2	LAP TIME	MPH	DIFF	TIME OF DAY
1 -	1:10.371	51.570	2:01.941	64.35	4.078	10:09:33.074
2 -	1:09.359	49.475	1:58.834 (2)	66.04	0.971	10:11:31.908
3 -	<b>1:08.413</b>	49.450	<b>1:57.863 (1)</b>	<b>66.58</b>		<b>10:13:29.771</b>
4 -	1:11.694	50.247	2:01.941	64.35	4.078	10:15:31.712
5 -	1:09.640	52.864	2:02.504	64.06	4.641	10:17:34.216
6 -	1:10.292	<b>49.098</b>	1:59.390 (3)	65.73	1.527	10:19:33.606

P16 13 R Gordon RYAN		MZ ETZ250 - Prism Work Psychology				
IDEAL LAP TIME : 1:58.948		BEST LAP TIME : 1:58.948		DIFFERENCE : 0.000		
LAP	SECTOR 1	SECTOR 2	LAP TIME	MPH	DIFF	TIME OF DAY
1 -	1:09.952	49.707	1:59.659 (3)	65.58	0.711	10:08:59.339
2 -	<b>1:09.516</b>	<b>49.432</b>	<b>1:58.948 (1)</b>	<b>65.97</b>		<b>10:10:58.287</b>
3 -	1:09.618	49.591	1:59.209 (2)	65.83	0.261	10:12:57.496
4 -	1:13.866	51.685	2:05.551	62.50	6.603	10:15:03.047

# BMCRC - MRO Championships 2022 - Rnd 5 @ Cadwell Park

## Illuminate Design 250MZs & Blue Haze GPF

### QUALIFYING - SECTOR ANALYSIS



SECTOR 1 = FL to I1, SECTOR 2 = I1 to FL, DIFF = Difference To Personal Best Lap, P = Crossed Finish Line in Pit Lane, D = Time Disallowed

P17 41		Gary WILLIAMS		MZ ETZ250 -			
IDEAL LAP TIME : 1:59.133		BEST LAP TIME : 1:59.977		DIFFERENCE : 0.844			
LAP	SECTOR 1	SECTOR 2	LAP TIME	MPH	DIFF	TIME OF DAY	
1 -	1:12.744	51.604	2:04.348	63.11	4.371	10:09:09.242	
2 -	<b>1:09.621</b>	50.356	<b>1:59.977 (1)</b>	<b>65.41</b>		<b>10:11:09.219</b>	
3 -	1:09.653	50.919	2:00.572 (3)	65.09	0.595	10:13:09.791	
4 -	1:10.445	50.368	2:00.813	64.96	0.836	10:15:10.604	
5 -	1:10.912	<b>49.512</b>	2:00.424 (2)	65.17	0.447	10:17:11.028	
6 -	1:10.815	50.484	2:01.299	64.70	1.322	10:19:12.327	

P18 66 R		Graeme LEWIS		MZ ETZ250 -			
IDEAL LAP TIME : 2:00.666		BEST LAP TIME : 2:00.975		DIFFERENCE : 0.309			
LAP	SECTOR 1	SECTOR 2	LAP TIME	MPH	DIFF	TIME OF DAY	
1 -	1:12.024	49.938	2:01.962 (3)	64.34	0.987	10:09:02.299	
2 -	1:11.335	<b>49.640</b>	<b>2:00.975 (1)</b>	<b>64.87</b>		<b>10:11:03.274</b>	
3 -	<b>1:11.026</b>	51.074	2:02.100	64.27	1.125	10:13:05.374	
4 -	1:11.666	50.190	2:01.856 (2)	64.40	0.881	10:15:07.230	
5 -	1:13.083	50.303	2:03.386	63.60	2.411	10:17:10.616	
6 -	1:12.891	51.144	2:04.035	63.27	3.060	10:19:14.651	

P19 93 R		Nicholas DORAN		MZ ETZ250 - Illuminate Design			
IDEAL LAP TIME : 2:01.697		BEST LAP TIME : 2:01.697		DIFFERENCE : 0.000			
LAP	SECTOR 1	SECTOR 2	LAP TIME	MPH	DIFF	TIME OF DAY	
1 -	1:15.611	52.657	2:08.268 (2)	61.18	6.571	10:09:13.743	
2 -	<b>1:10.338</b>	<b>51.359</b>	<b>2:01.697 (1)</b>	<b>64.48</b>		<b>10:11:15.440</b>	
3 -	1:11.677	57.779	2:09.456 (3)	60.62	7.759	10:13:24.896	

P20 62 GPF		Ian READ		Suzuki 450 TRIPLE - MiMS Racing			
IDEAL LAP TIME : 2:04.634		BEST LAP TIME : 2:04.822		DIFFERENCE : 0.188			
LAP	SECTOR 1	SECTOR 2	LAP TIME	MPH	DIFF	TIME OF DAY	
1 -	1:16.911	<b>52.951</b>	2:09.862 (2)	60.43	5.040	10:09:47.345	
2 -	1:11.862	52.960	<b>2:04.822 (1)</b>	<b>62.87</b>		<b>10:11:52.167</b>	

P21 67 GPF		Mark BAILEY		Yamaha TZR - Elite Air conditioning Ltd. Hydroflow plumbing ltd			
IDEAL LAP TIME :		BEST LAP TIME : 2:04.862		DIFFERENCE :			
LAP	SECTOR 1	SECTOR 2	LAP TIME	MPH	DIFF	TIME OF DAY	
1 -			2:07.355 (3)	61.62	2.493	10:09:44.642	
2 -			<b>2:04.862 (1)</b>	<b>62.85</b>		<b>10:11:49.504</b>	
3 -			2:04.916 (2)	62.82	0.054	10:13:54.420	

P22 63 R		Clive HILLIER		MZ ETZ250 - Satoshi Nakamoto			
IDEAL LAP TIME : 2:06.002		BEST LAP TIME : 2:06.002		DIFFERENCE : 0.000			
LAP	SECTOR 1	SECTOR 2	LAP TIME	MPH	DIFF	TIME OF DAY	
1 -	1:16.395	53.139	2:09.534	60.58	3.532	10:09:13.498	
2 -	<b>1:14.031</b>	<b>51.971</b>	<b>2:06.002 (1)</b>	<b>62.28</b>		<b>10:11:19.500</b>	
3 -	1:14.193	52.186	2:06.379 (2)	62.09	0.377	10:13:25.879	
4 -	1:15.327	53.076	2:08.403	61.12	2.401	10:15:34.282	
5 -	1:14.961	53.000	2:07.961 (3)	61.33	1.959	10:17:42.243	
6 -	1:15.823	53.009	2:08.832	60.91	2.830	10:19:51.075	



# BMCRC - MRO Championships 2022 - Rnd 5 @ Cadwell Park

Illuminate Design 250MZs & Blue Haze GPF

## QUALIFYING - SECTOR ANALYSIS



SECTOR 1 = FL to I1, SECTOR 2 = I1 to FL, DIFF = Difference To Personal Best Lap, P = Crossed Finish Line in Pit Lane, D = Time Disallowed

P23		8 R		Rich ASKEW		MZ ETZ250 -	
IDEAL LAP TIME : 2:06.362		BEST LAP TIME : 2:06.386		DIFFERENCE : 0.024			
LAP	SECTOR 1	SECTOR 2	LAP TIME	MPH	DIFF	TIME OF DAY	
1 -	1:16.627	52.176	2:08.803	60.93	2.417	10:09:11.318	
2 -	<b>1:15.046</b>	51.429	2:06.475 (2)	62.05	0.089	10:11:17.793	
3 -	1:15.070	<b>51.316</b>	<b>2:06.386 (1)</b>	<b>62.09</b>		<b>10:13:24.179</b>	
4 -	1:17.541	53.274	2:10.815	59.99	4.429	10:15:34.994	
5 -	1:15.967	51.659	2:07.626 (3)	61.49	1.240	10:17:42.620	
6 -	1:15.826	52.780	2:08.606	61.02	2.220	10:19:51.226	

P24		14		Andy MARKS		MZ ETZ250 - Kingpin Components	
IDEAL LAP TIME : 2:06.718		BEST LAP TIME : 2:06.718		DIFFERENCE : 0.000			
LAP	SECTOR 1	SECTOR 2	LAP TIME	MPH	DIFF	TIME OF DAY	
1 -	1:18.875	54.275	2:13.150	58.94	6.432	10:09:33.315	
2 -	1:16.617	53.129	2:09.746	60.48	3.028	10:11:43.061	
3 -	1:15.900	52.909	2:08.809	60.92	2.091	10:13:51.870	
4 -	1:16.009	52.084	2:08.093 (3)	61.26	1.375	10:15:59.963	
5 -	1:15.595	51.994	2:07.589 (2)	61.51	0.871	10:18:07.552	
6 -	<b>1:15.164</b>	<b>51.554</b>	<b>2:06.718 (1)</b>	<b>61.93</b>		<b>10:20:14.270</b>	

P25		46		Steve BRIGDEN		MZ ETZ250 - Cylera - Healthcare IOT Security	
IDEAL LAP TIME : 2:07.637		BEST LAP TIME : 2:07.637		DIFFERENCE : 0.000			
LAP	SECTOR 1	SECTOR 2	LAP TIME	MPH	DIFF	TIME OF DAY	
1 -	1:16.829	53.986	2:10.815	59.99	3.178	10:09:44.023	
2 -	1:15.734	53.577	2:09.311 (3)	60.69	1.674	10:11:53.334	
3 -	<b>1:14.948</b>	<b>52.689</b>	<b>2:07.637 (1)</b>	<b>61.48</b>		<b>10:14:00.971</b>	
4 -	1:15.047	53.404	2:08.451 (2)	61.09	0.814	10:16:09.422	
5 -	1:15.011	54.356	2:09.367	60.66	1.730	10:18:18.789	
6 -	1:15.863	54.477	2:10.340	60.21	2.703	10:20:29.129	

# BMCRC - MRO Championships 2022 - Rnd 5 @ Cadwell Park

## Illuminate Design 250MZs & Blue Haze GPF

### QUALIFYING - BEST SECTORS

SECTOR 1				SECTOR 2				IDEAL / BEST COMPARISON				
POS	NO	NAME	TIME	NO	NAME	TIME	POS	NO	NAME	IDEAL	BEST	DIFF
									<b>PERFECT LAP</b>	<b>1:45.416</b>		
1	141	ABRAHAM	1:01.303	27	HAYWARD	44.113	1	141	ABRAHAM	1:45.791	1:45.791	0.000
2	4	SEATH	1:02.558	141	ABRAHAM	44.488	2	27	HAYWARD	1:47.009	1:47.009	0.000
3	27	HAYWARD	1:02.896	4	SEATH	45.440	3	4	SEATH	1:47.998	1:48.611	0.613
4	26	LEE	1:03.600	26	LEE	45.515	4	26	LEE	1:49.115	1:49.247	0.132
5	65	MOXON	1:03.732	81	GRANT	45.521	5	65	MOXON	1:50.227	1:50.234	0.007
6	110	HAIGH	1:04.556	85	WALES	46.308	6	81	GRANT	1:50.429	1:50.429	0.000
7	247	HEALEY	1:04.797	69	MANN	46.442	7	110	HAIGH	1:51.113	1:51.606	0.493
8	81	GRANT	1:04.908	65	MOXON	46.495	8	247	HEALEY	1:51.520	1:51.993	0.473
9	69	MANN	1:05.078	96	KENT	46.537	9	69	MANN	1:51.520	1:51.641	0.121
10	85	WALES	1:05.589	110	HAIGH	46.557	10	85	WALES	1:51.897	1:51.897	0.000
11	125	HIGERTY	1:05.591	247	HEALEY	46.723	11	125	HIGERTY	1:52.733	1:52.845	0.112
12	96	KENT	1:06.339	125	HIGERTY	47.142	12	96	KENT	1:52.876	1:52.876	0.000
13	95	ROGERS	1:08.010	59	WELTON	47.670	13	95	ROGERS	1:56.259	1:56.259	0.000
14	9	HOWLETT	1:08.413	95	ROGERS	48.249	14	59	WELTON	1:57.061	1:57.613	0.552
15	59	WELTON	1:09.391	9	HOWLETT	49.098	15	9	HOWLETT	1:57.511	1:57.863	0.352
16	13	RYAN	1:09.516	13	RYAN	49.432	16	13	RYAN	1:58.948	1:58.948	0.000
17	41	WILLIAMS	1:09.621	41	WILLIAMS	49.512	17	41	WILLIAMS	1:59.133	1:59.977	0.844
18	93	DORAN	1:10.338	66	LEWIS	49.640	18	66	LEWIS	2:00.666	2:00.975	0.309
19	66	LEWIS	1:11.026	8	ASKEW	51.316	19	93	DORAN	2:01.697	2:01.697	0.000
20	62	READ	1:11.683	93	DORAN	51.359	20	62	READ	2:04.634	2:04.822	0.188
21	63	HILLIER	1:14.031	14	MARKS	51.554	21	63	HILLIER	2:06.002	2:06.002	0.000
22	46	BRIGDEN	1:14.948	63	HILLIER	51.971	22	8	ASKEW	2:06.362	2:06.386	0.024
23	8	ASKEW	1:15.046	46	BRIGDEN	52.689	23	14	MARKS	2:06.718	2:06.718	0.000
24	14	MARKS	1:15.164	62	READ	52.951	24	46	BRIGDEN	2:07.637	2:07.637	0.000
25	56	TURNER	1:23.619				25	67	BAILEY		2:04.862	
26												

# BMCRC - MRO Championships 2022 - Rnd 5 @ Cadwell Park

## Illuminate Design 250MZs & Blue Haze GPF

### QUALIFYING - STATISTICS

<b>Competitors Started</b>	26
<b>Planned Start</b>	2022-06-25 @ 10:08:00.000
<b>Actual Start</b>	2022-06-25 @ 10:06:21.708
<b>Finish Time</b>	2022-06-25 @ 10:19:03.063
<b>Track Length</b>	2.1800mi.
<b>Total Laps</b>	139
<b>Total Distance Covered</b>	303.0225mi.

### Session Fastest Lap History

NO	CL	NAME	LAP TIME	TIME OF DAY	LAP	VEHICLE
<b>85</b>		<b>Andrew WALES</b>	<b>1:52.692</b>	10:08:51.333	1	MZ ETZ 250
<b>27</b>	GPF	<b>Richard HAYWARD</b>	<b>1:51.783</b>	10:09:04.829	1	Yamaha TZR
<b>27</b>	GPF	<b>Richard HAYWARD</b>	<b>1:48.158</b>	10:10:52.986	2	Yamaha TZR
<b>27</b>	GPF	<b>Richard HAYWARD</b>	<b>1:47.634</b>	10:12:40.620	3	Yamaha TZR
<b>27</b>	GPF	<b>Richard HAYWARD</b>	<b>1:47.009</b>	10:14:27.629	4	Yamaha TZR
<b>141</b>	GPF	<b>David ABRAHAM</b>	<b>1:46.751</b>	10:16:45.296	5	Suzuki RG570
<b>141</b>	GPF	<b>David ABRAHAM</b>	<b>1:46.620</b>	10:18:31.912	6	Suzuki RG570
<b>141</b>	GPF	<b>David ABRAHAM</b>	<b>1:45.791</b>	10:20:17.702	7	Suzuki RG570

### Flag History

TYPE	TIME OF DAY
GREEN	10:06:21.708
FINISH	10:19:03.063

### Flag Statistics

TYPE	COUNT	TOTAL LAPS	TOTAL TIME
Green	1	7	14:42.376
Red	0	0	0.000
Safety Car	0	0	0.000
FCY	0	0	0.000

# BMCRC - MRO Championships 2022 - Rnd 5 @ Cadwell Park

## Illuminate Design 250MZs & Blue Haze GPF

### QUALIFYING - STATISTICS

CLASS : GPF

10 Starters

#### Fastest Lap History

NO	NAME	LAP TIME	TIME OF DAY	LAP	VEHICLE
65	Andrew MOXON	1:58.099	10:09:01.725	1	Aprilia RS 250
27	Richard HAYWARD	1:51.783	10:09:04.829	1	Yamaha TZR
27	Richard HAYWARD	1:48.158	10:10:52.986	2	Yamaha TZR
27	Richard HAYWARD	1:47.634	10:12:40.620	3	Yamaha TZR
27	Richard HAYWARD	1:47.009	10:14:27.629	4	Yamaha TZR
141	David ABRAHAM	1:46.751	10:16:45.296	5	Suzuki RG570
141	David ABRAHAM	1:46.620	10:18:31.912	6	Suzuki RG570
141	David ABRAHAM	1:45.791	10:20:17.702	7	Suzuki RG570

# BMCRC - MRO Championships 2022 - Rnd 5 @ Cadwell Park

## Illuminate Design 250MZs & Blue Haze GPF

### QUALIFYING - STATISTICS

CLASS :

10 Starters

#### Fastest Lap History

NO	NAME	LAP TIME	TIME OF DAY	LAP	VEHICLE
85	Andrew WALES	1:52.692	10:08:51.333	1	MZ ETZ 250
85	Andrew WALES	1:52.454	10:10:43.787	2	MZ ETZ 250
85	Andrew WALES	1:52.158	10:12:35.945	3	MZ ETZ 250
81	Scott GRANT	1:50.819	10:12:51.035	3	MZ ETZ250
81	Scott GRANT	1:50.429	10:14:41.465	4	MZ ETZ250

# BMCRC - MRO Championships 2022 - Rnd 5 @ Cadwell Park

Illuminate Design 250MZs & Blue Haze GPF

## QUALIFYING - STATISTICS

CLASS : R

6 Starters

### Fastest Lap History

NO	NAME	LAP TIME	TIME OF DAY	LAP	VEHICLE
13	Gordon RYAN	<b>1:59.659</b>	10:08:59.335	1	MZ ETZ250
13	Gordon RYAN	<b>1:58.948</b>	10:10:58.324	2	MZ ETZ250
59	Andrew WELTON	<b>1:57.613</b>	10:13:12.681	3	MZ ETZ250

**BMCRC - MRO Championships 2022 - Rnd 5 @ Cadwell Park**

**Illuminate Design 250MZs & Blue Haze GPF**

**RACE 5 - GRID (7 Laps)**



ROW 11	31	56	Russell TURNER	32		33				
ROW 10		28	8	Rich ASKEW	29	14	Andy MARKS	30	46	Steve BRIGDEN
ROW 9	25	66	Graeme LEWIS	26	93	Nicholas DORAN	27	63	Clive HILLIER	
ROW 8		22	9	Gary HOWLETT	23	13	Gordon RYAN	24	41	Gary WILLIAMS
ROW 7	19	96	Chris KENT	20	95	Christopher ROGERS	21	59	Andrew WELTON	
ROW 6		16	81	Scott GRANT	17	69	Alexander MANN	18	85	Andrew WALES
ROW 5	13			14			15			
ROW 4		10	67	Mark BAILEY	11			12		
ROW 3	7	247	Lee HEALEY	8	125	Steve HIGERTY	9	62	Ian READ	
ROW 2		4	26	Damian LEE	5	65	Andrew MOXON	6	110	Mark HAIGH
ROW 1	1	141	David ABRAHAM	2	27	Richard HAYWARD	3	4	James SEATH	
			<b>Pole</b>							

Cadwell Park: 2.1800 miles

These results are provisional until the conclusion of any judicial and technical matters.

Clerk Of Course :	Stewards :	Timekeeper : Sarah Evans
-------------------	------------	--------------------------

Results can be found at [www.tsl-timing.com](http://www.tsl-timing.com)

Printed - 10:32 Saturday, 25 June 2022



**BMCRC - MRO Championships 2022 - Rnd 5 @ Cadwell Park**

**Illuminate Design 250MZs & Blue Haze GPF**

**RACE 5 - CLASSIFICATION**



POS	NO	CL	PIC NAME	ENTRY	LAPS	TIME	GAP	DIFF	MPH	BEST	ON
1	141	GPF	1 David ABRAHAM	Suzuki RG570 - Cambridge Motorcycles	7	12:19.891			74.24	1:44.058	2
2	27	GPF	2 Richard HAYWARD	Yamaha TZR -	7	12:43.135	23.244	23.244	71.98	1:46.857	3
3	4	GPF	3 James SEATH	Aprilia RS250 - Ovenden Earthmoving	7	12:50.465	30.574	7.330	71.30	1:47.801	3
4	26	GPF	4 Damian LEE	Yamaha TZR250 - Leed Autos	7	12:59.330	39.439	8.865	70.49	1:49.725	4
5	247	GPF	5 Lee HEALEY	Suzuki VJ22 - Specialised welding and fabrications	7	13:00.621	40.730	1.291	70.37	1:48.849	3
6	65	GPF	6 Andrew MOXON	Aprilia RS 250 - Vanguard motorsport Uckfield + D/	7	13:00.874	40.983	0.253	70.35	1:48.483	7
7	125	GPF	7 Steve HIGERTY	Yamaha TZR250 - Yellow House/Cambridge MC's	7	13:04.895	45.004	4.021	69.99	1:50.118	2
8	69		1 Alexander MANN	MZ TS 250 - HS RACING	7	13:38.917	1:19.026	34.022	67.08	1:51.121	2
9	9		2 Gary HOWLETT	MZ TS250 - HS Racing	6	12:23.909	1 Lap	1 Lap	63.29	1:57.511	2
10	62	GPF	8 Ian READ	Suzuki 450 TRIPLE - MIMS Racing	6	12:27.882	1 Lap	3.973	62.96	2:02.820	2
11	41		3 Gary WILLIAMS	MZ ETZ250 -	6	12:35.668	1 Lap	7.786	62.31	1:59.118	2
12	13	R	1 Gordon RYAN	MZ ETZ250 - Prism Work Psychology	6	12:35.988	1 Lap	0.320	62.28	1:58.865	5
13	66	R	2 Graeme LEWIS	MZ ETZ250 -	6	12:36.095	1 Lap	0.107	62.27	1:59.138	3
14	59	R	3 Andrew WELTON	MZ ETZ250 - RE/MAX	6	12:36.510	1 Lap	0.415	62.24	1:59.042	5
15	56		4 Russell TURNER	MZ ETZ250 - TT Racing	6	12:41.376	1 Lap	4.866	61.84	1:58.675	6
16	63	R	4 Clive HILLIER	MZ ETZ250 - Satoshi Nakamoto	6	13:20.600	1 Lap	39.224	58.81	2:06.520	6
17	46		5 Steve BRIGDEN	MZ ETZ250 - Cylera - Healthcare IOT Security	6	13:21.194	1 Lap	0.594	58.77	2:06.092	6
18	14		6 Andy MARKS	MZ ETZ250 - Kingpin Components	6	13:21.356	1 Lap	0.162	58.76	2:05.037	6
19	8	R	5 Rich ASKEW	MZ ETZ250 -	6	13:21.807	1 Lap	0.451	58.72	2:06.646	5

**NOT CLASSIFIED**

DNF	96		Chris KENT	MZ ETZ250 - Powder House Coatings Ltd	6	11:41.520	1 Lap		67.12	1:50.010	3
DNF	81		Scott GRANT	MZ ETZ250 - Katie, Mum and Dad	6	11:41.554	1 Lap	0.034	67.12	1:50.592	5
DNF	93	R	Nicholas DORAN	MZ ETZ250 - Illuminate Design	2	4:36.993	5 Laps	4 Laps	56.66	1:56.847	2
DNF	95		Christopher ROGERS	MZ ETZ250 - CB Racing	2	6:38.676	5 Laps	2:01.683	39.37	1:54.883	2
DNF	110	GPF	Mark HAIGH	Aprilia RS250 - Chesterfield CarClinic/The Tuning W	1	1:57.244	6 Laps	1 Lap	66.93		
DNF	67	GPF	Mark BAILEY	Yamaha TZR - Elite Air conditioning Ltd. Hydroflow	1	2:08.840	6 Laps	11.596	60.91		
DNF	85		Andrew WALES	MZ ETZ 250 - Illuminated Design LTD	1	2:29.031	6 Laps	20.191	52.66		

**FASTEST LAP**

141	GPF	David ABRAHAM	Suzuki RG570 - Cambridge Motorcycles	2	1:44.058	75.42 mph	121.37 kph
96		Chris KENT	MZ ETZ250 - Powder House Coatings Ltd	3	1:50.010	71.33 mph	114.80 kph
93	R	Nicholas DORAN	MZ ETZ250 - Illuminate Design	2	1:56.847	67.16 mph	108.09 kph

Class GPF - 92.5% of Race Speed = 68.67 mph

Class - 92.5% of Race Speed = 62.04 mph

Class R - 92.5% of Race Speed = 57.60 mph

Race Distance: 7 Laps / 15.26 miles

Cadwell Park: 2.1800 miles

Weather / Track : Bright / Dry

These results are provisional until the conclusion of any judicial and technical matters.

Date: 25/06/2022 Start: 13:37 Finish: 13:50

Clerk Of Course :	Stewards :	Timekeeper : Sarah Evans
-------------------	------------	--------------------------

Results can be found at [www.tsl-timing.com](http://www.tsl-timing.com)

Printed - 13:53 Saturday, 25 June 2022





# BMCRC - MRO Championships 2022 - Rnd 5 @ Cadwell Park

## Illuminate Design 250MZs & Blue Haze GPF

### RACE 5 - LAP CHART

#### LAP 1 @ 13:39:37.401

NO	BEHIND	LAP TIME
141		1:50.773
4	5.749	1:56.522
27	6.258	1:57.031
110	6.471	1:57.244
65	7.085	1:57.858
26	7.247	1:58.020
247	7.646	1:58.419
125	7.929	1:58.702
67	18.067	2:08.840
62	18.800	2:09.573
81	36.329	2:27.102
69	37.000	2:27.773
96	37.318	2:28.091
85	38.258	2:29.031
9	43.033	2:33.806
41	45.992	2:36.765
66	46.118	2:36.891
13	46.526	2:37.299
59	46.787	2:37.560
56	49.178	2:39.951
93	49.373	2:40.146
63	51.898	2:42.671
46	55.040	2:45.813
14	56.129	2:46.902
8	56.247	2:47.020

#### LAP 2 @ 13:41:21.459

NO	BEHIND	LAP TIME
141		1:44.058
27	9.414	1:47.214
4	11.108	1:49.417
247	12.471	1:48.883
65	13.327	1:50.300
26	13.379	1:50.190
125	13.989	1:50.118
62	37.562	2:02.820
81	43.027	1:50.756
96	43.907	1:50.647
69	44.063	1:51.121
9	56.486	1:57.511
41	1:01.052	1:59.118
66	1:01.483	1:59.423
13	1:01.981	1:59.513
59	1:02.127	1:59.398
93	1:02.162	1:56.847
56	1:04.892	1:59.772
95	1 Lap	4:43.793
63	1:15.578	2:07.738
46	1:18.410	2:07.428
8	1:19.255	2:07.066
14	1:19.332	2:07.261

#### LAP 3 @ 13:43:06.228

NO	BEHIND	LAP TIME
141		1:44.769
27	11.502	1:46.857
4	14.140	1:47.801
247	16.551	1:48.849
65	18.090	1:49.532
26	18.828	1:50.218
125	19.391	1:50.171
81	48.868	1:50.610

96	49.148	1:50.010
69	51.288	1:51.994
62	55.658	2:02.865
9	1:09.289	1:57.572
66	1:15.852	1:59.138
41	1:16.835	2:00.552
59	1:17.087	1:59.729
95	1 Lap	1:54.883
13	1:19.215	2:02.003
56	1:21.760	2:01.637
63	1:39.267	2:08.458
46	1:40.476	2:06.835
8	1:41.560	2:07.074
14	1:41.655	2:07.092

#### LAP 4 @ 13:44:51.953

NO	BEHIND	LAP TIME
141		1:45.725
27	14.272	1:48.495
4	18.100	1:49.685
247	19.903	1:49.077
26	22.828	1:49.725
65	24.161	1:51.796
125	24.310	1:50.644
96	54.588	1:51.165
81	54.622	1:51.479
69	57.574	1:52.011
62	1:13.669	2:03.736
9	1:22.514	1:58.950
41	1:30.943	1:59.833
66	1:31.413	2:01.286
59	1:31.616	2:00.254
13	1:32.461	1:58.971
56	1:38.170	2:02.135

#### LAP 5 @ 13:46:37.350

NO	BEHIND	LAP TIME
141		1:45.397
27	16.373	1:47.498
63	1 Lap	2:08.306
46	1 Lap	2:07.749
14	1 Lap	2:06.718
8	1 Lap	2:06.893
4	21.483	1:48.780
247	24.817	1:50.311
26	27.420	1:49.989
65	28.212	1:49.448
125	29.386	1:50.473
81	59.817	1:50.592
96	1:00.297	1:51.106
69	1:03.867	1:51.690
62	1:32.666	2:04.394
9	1:35.299	1:58.182

#### LAP 6 @ 13:48:22.173

NO	BEHIND	LAP TIME
141		1:44.823
41	1 Lap	1:59.468
59	1 Lap	1:59.042
66	1 Lap	1:59.688
13	1 Lap	1:58.865
56	1 Lap	1:59.206
27	19.572	1:48.022
4	25.218	1:48.558

247	33.696	1:53.702
26	34.013	1:51.416
65	36.846	1:53.457
125	38.115	1:53.552
63	1 Lap	2:06.907
8	1 Lap	2:06.646
46	1 Lap	2:07.277
14	1 Lap	2:08.346
96	1:05.975	1:50.501
81	1:06.009	1:51.015
69	1:10.867	1:51.823

#### LAP 7 @ 13:50:06.519

NO	BEHIND	LAP TIME
141		1:44.346
9	1 Lap	1:57.888
62	1 Lap	2:04.494
41	1 Lap	1:59.932
13	1 Lap	1:59.337
66	1 Lap	1:59.669
59	1 Lap	2:00.527
56	1 Lap	1:58.675
27	23.244	1:48.018
4	30.574	1:49.702
26	39.439	1:49.772
247	40.730	1:51.380
65	40.983	1:48.483
125	45.004	1:51.235
63	1 Lap	2:06.520
46	1 Lap	2:06.092
14	1 Lap	2:05.037
8	1 Lap	2:07.108
69	1:19.026	1:52.505

# BMCRC - MRO Championships 2022 - Rnd 5 @ Cadwell Park

## Illuminate Design 250MZs & Blue Haze GPF

### RACE 5 - SECTOR ANALYSIS



SECTOR 1 = FL to I1, SECTOR 2 = I1 to FL, DIFF = Difference To Personal Best Lap, P = Crossed Finish Line in Pit Lane, D = Time Disallowed

P1 141 GPF		David ABRAHAM		Suzuki RG570 - Cambridge Motorcycles		
IDEAL LAP TIME : 1:43.923		BEST LAP TIME : 1:44.058		DIFFERENCE : 0.135		
LAP	SECTOR 1	SECTOR 2	LAP TIME	MPH	DIFF	TIME OF DAY
1 -		44.100	1:50.773	70.84	6.715	13:39:37.401
2 -	1:00.555	<b>43.503</b>	<b>1:44.058 (1)</b>	<b>75.42</b>		<b>13:41:21.459</b>
3 -	1:00.640	44.129	1:44.769 (3)	74.90	0.711	13:43:06.228
4 -	1:01.088	44.637	1:45.725	74.23	1.667	13:44:51.953
5 -	1:01.844	43.553	1:45.397	74.46	1.339	13:46:37.350
6 -	1:00.833	43.990	1:44.823	74.86	0.765	13:48:22.173
7 -	<b>1:00.420</b>	43.926	1:44.346 (2)	75.21	0.288	13:50:06.519

P2 27 GPF		Richard HAYWARD		Yamaha TZR -		
IDEAL LAP TIME : 1:46.728		BEST LAP TIME : 1:46.857		DIFFERENCE : 0.129		
LAP	SECTOR 1	SECTOR 2	LAP TIME	MPH	DIFF	TIME OF DAY
1 -		46.991	1:57.031	67.05	10.174	13:39:43.659
2 -	1:02.660	44.554	1:47.214 (2)	73.20	0.357	13:41:30.873
3 -	1:02.710	<b>44.147</b>	<b>1:46.857 (1)</b>	<b>73.44</b>		<b>13:43:17.730</b>
4 -	1:03.029	45.466	1:48.495	72.33	1.638	13:45:06.225
5 -	<b>1:02.581</b>	44.917	1:47.498 (3)	73.00	0.641	13:46:53.723
6 -	1:02.692	45.330	1:48.022	72.65	1.165	13:48:41.745
7 -	1:02.675	45.343	1:48.018	72.65	1.161	13:50:29.763

P3 4 GPF		James SEATH		Aprilia RS250 - Ovenden Earthmoving		
IDEAL LAP TIME : 1:47.801		BEST LAP TIME : 1:47.801		DIFFERENCE : 0.000		
LAP	SECTOR 1	SECTOR 2	LAP TIME	MPH	DIFF	TIME OF DAY
1 -		47.946	1:56.522	67.35	8.721	13:39:43.150
2 -	1:03.090	46.327	1:49.417	71.72	1.616	13:41:32.567
3 -	<b>1:02.649</b>	<b>45.152</b>	<b>1:47.801 (1)</b>	<b>72.80</b>		<b>13:43:20.368</b>
4 -	1:03.843	45.842	1:49.685	71.55	1.884	13:45:10.053
5 -	1:03.270	45.510	1:48.780 (3)	72.14	0.979	13:46:58.833
6 -	1:03.338	45.220	1:48.558 (2)	72.29	0.757	13:48:47.391
7 -	1:03.577	46.125	1:49.702	71.53	1.901	13:50:37.093

P4 26 GPF		Damian LEE		Yamaha TZR250 - Leed Autos		
IDEAL LAP TIME : 1:48.981		BEST LAP TIME : 1:49.725		DIFFERENCE : 0.744		
LAP	SECTOR 1	SECTOR 2	LAP TIME	MPH	DIFF	TIME OF DAY
1 -		47.451	1:58.020	66.49	8.295	13:39:44.648
2 -	1:04.005	46.185	1:50.190	71.22	0.465	13:41:34.838
3 -	1:03.771	46.447	1:50.218	71.20	0.493	13:43:25.056
4 -	<b>1:03.402</b>	46.323	<b>1:49.725 (1)</b>	<b>71.52</b>		<b>13:45:14.781</b>
5 -	1:04.344	45.645	1:49.989 (3)	71.35	0.264	13:47:04.770
6 -	1:05.036	46.380	1:51.416	70.43	1.691	13:48:56.186
7 -	1:04.193	<b>45.579</b>	1:49.772 (2)	71.49	0.047	13:50:45.958

P5 247 GPF		Lee HEALEY		Suzuki VJ22 - Specialised welding and fabrications		
IDEAL LAP TIME : 1:48.687		BEST LAP TIME : 1:48.849		DIFFERENCE : 0.162		
LAP	SECTOR 1	SECTOR 2	LAP TIME	MPH	DIFF	TIME OF DAY
1 -		46.916	1:58.419	66.27	9.570	13:39:45.047
2 -	1:03.008	<b>45.875</b>	1:48.883 (2)	72.07	0.034	13:41:33.930
3 -	<b>1:02.812</b>	46.037	<b>1:48.849 (1)</b>	<b>72.10</b>		<b>13:43:22.779</b>
4 -	1:02.929	46.148	1:49.077 (3)	71.94	0.228	13:45:11.856
5 -	1:03.334	46.977	1:50.311	71.14	1.462	13:47:02.167
6 -	1:06.024	47.678	1:53.702	69.02	4.853	13:48:55.869
7 -	1:04.359	47.021	1:51.380	70.46	2.531	13:50:47.249

# BMCRC - MRO Championships 2022 - Rnd 5 @ Cadwell Park

Illuminate Design 250MZs & Blue Haze GPF

## RACE 5 - SECTOR ANALYSIS



SECTOR 1 = FL to I1, SECTOR 2 = I1 to FL, DIFF = Difference To Personal Best Lap, P = Crossed Finish Line in Pit Lane, D = Time Disallowed

P6		65 GPF		Andrew MOXON		Aprilia RS 250 - Vanguard motorsport Uckfield + DART Motorsp	
IDEAL LAP TIME : 1:48.020		BEST LAP TIME : 1:48.483		DIFFERENCE : 0.463			
LAP	SECTOR 1	SECTOR 2	LAP TIME	MPH	DIFF	TIME OF DAY	
1 -		47.527	1:57.858	66.58	9.375	13:39:44.486	
2 -	1:03.233	47.067	1:50.300	71.15	1.817	13:41:34.786	
3 -	<b>1:03.054</b>	46.478	1:49.532 (3)	71.65	1.049	13:43:24.318	
4 -	1:03.374	48.422	1:51.796	70.19	3.313	13:45:16.114	
5 -	1:03.366	46.082	1:49.448 (2)	71.70	0.965	13:47:05.562	
6 -	1:04.876	48.581	1:53.457	69.17	4.974	13:48:59.019	
7 -	1:03.517	<b>44.966</b>	<b>1:48.483 (1)</b>	<b>72.34</b>		<b>13:50:47.502</b>	

P7		125 GPF		Steve HIGERTY		Yamaha TZR250 - Yellow House/Cambridge MC's	
IDEAL LAP TIME : 1:49.762		BEST LAP TIME : 1:50.118		DIFFERENCE : 0.356			
LAP	SECTOR 1	SECTOR 2	LAP TIME	MPH	DIFF	TIME OF DAY	
1 -		46.753	1:58.702	66.11	8.584	13:39:45.330	
2 -	<b>1:03.686</b>	46.432	<b>1:50.118 (1)</b>	<b>71.26</b>		<b>13:41:35.448</b>	
3 -	1:03.911	46.260	1:50.171 (2)	71.23	0.053	13:43:25.619	
4 -	1:03.865	46.779	1:50.644	70.93	0.526	13:45:16.263	
5 -	1:04.397	<b>46.076</b>	1:50.473 (3)	71.04	0.355	13:47:06.736	
6 -	1:04.947	48.605	1:53.552	69.11	3.434	13:49:00.288	
7 -	1:04.518	46.717	1:51.235	70.55	1.117	13:50:51.523	

P8		69		Alexander MANN		MZ TS 250 - HS RACING	
IDEAL LAP TIME : 1:51.121		BEST LAP TIME : 1:51.121		DIFFERENCE : 0.000			
LAP	SECTOR 1	SECTOR 2	LAP TIME	MPH	DIFF	TIME OF DAY	
1 -		46.442	2:27.773	53.10	36.652	13:40:14.401	
2 -	<b>1:05.014</b>	<b>46.107</b>	<b>1:51.121 (1)</b>	<b>70.62</b>		<b>13:42:05.522</b>	
3 -	1:05.158	46.836	1:51.994	70.07	0.873	13:43:57.516	
4 -	1:05.360	46.651	1:52.011	70.06	0.890	13:45:49.527	
5 -	1:05.262	46.428	1:51.690 (2)	70.26	0.569	13:47:41.217	
6 -	1:05.404	46.419	1:51.823 (3)	70.18	0.702	13:49:33.040	
7 -	1:05.759	46.746	1:52.505	69.75	1.384	13:51:25.545	

P9		9		Gary HOWLETT		MZ TS250 - HS Racing	
IDEAL LAP TIME : 1:57.239		BEST LAP TIME : 1:57.511		DIFFERENCE : 0.272			
LAP	SECTOR 1	SECTOR 2	LAP TIME	MPH	DIFF	TIME OF DAY	
1 -		48.885	2:33.806	51.02	36.295	13:40:20.434	
2 -	1:08.911	48.600	<b>1:57.511 (1)</b>	<b>66.78</b>		<b>13:42:17.945</b>	
3 -	1:08.666	48.906	1:57.572 (2)	66.75	0.061	13:44:15.517	
4 -	<b>1:08.643</b>	50.307	1:58.950	65.97	1.439	13:46:14.467	
5 -	1:09.586	<b>48.596</b>	1:58.182	66.40	0.671	13:48:12.649	
6 -	1:08.847	49.041	1:57.888 (3)	66.57	0.377	13:50:10.537	

P10		62 GPF		Ian READ		Suzuki 450 TRIPLE - MiMS Racing	
IDEAL LAP TIME : 2:01.790		BEST LAP TIME : 2:02.820		DIFFERENCE : 1.030			
LAP	SECTOR 1	SECTOR 2	LAP TIME	MPH	DIFF	TIME OF DAY	
1 -		<b>51.166</b>	2:09.573	60.56	6.753	13:39:56.201	
2 -	<b>1:10.624</b>	52.196	<b>2:02.820 (1)</b>	<b>63.89</b>		<b>13:41:59.021</b>	
3 -	1:11.482	51.383	2:02.865 (2)	63.87	0.045	13:44:01.886	
4 -	1:10.767	52.969	2:03.736 (3)	63.42	0.916	13:46:05.622	
5 -	1:11.583	52.811	2:04.394	63.09	1.574	13:48:10.016	
6 -	1:11.139	53.355	2:04.494	63.03	1.674	13:50:14.510	

# BMCRC - MRO Championships 2022 - Rnd 5 @ Cadwell Park

## Illuminate Design 250MZs & Blue Haze GPF

### RACE 5 - SECTOR ANALYSIS



SECTOR 1 = FL to I1, SECTOR 2 = I1 to FL, DIFF = Difference To Personal Best Lap, P = Crossed Finish Line in Pit Lane, D = Time Disallowed

P11 41		Gary WILLIAMS		MZ ETZ250 -		
IDEAL LAP TIME : 1:59.012		BEST LAP TIME : 1:59.118		DIFFERENCE : 0.106		
LAP	SECTOR 1	SECTOR 2	LAP TIME	MPH	DIFF	TIME OF DAY
1 -		50.378	2:36.765	50.06	37.647	13:40:23.393
2 -	<b>1:09.355</b>	49.763	<b>1:59.118 (1)</b>	<b>65.88</b>		<b>13:42:22.511</b>
3 -	1:10.865	49.687	2:00.552	65.10	1.434	13:44:23.063
4 -	1:09.738	50.095	1:59.833 (3)	65.49	0.715	13:46:22.896
5 -	1:09.811	<b>49.657</b>	1:59.468 (2)	65.69	0.350	13:48:22.364
6 -	1:09.915	50.017	1:59.932	65.43	0.814	13:50:22.296

P12 13 R		Gordon RYAN		MZ ETZ250 - Prism Work Psychology		
IDEAL LAP TIME : 1:58.466		BEST LAP TIME : 1:58.865		DIFFERENCE : 0.399		
LAP	SECTOR 1	SECTOR 2	LAP TIME	MPH	DIFF	TIME OF DAY
1 -		49.761	2:37.299	49.89	38.434	13:40:23.927
2 -	1:09.673	49.840	1:59.513	65.66	0.648	13:42:23.440
3 -	1:10.669	51.334	2:02.003	64.32	3.138	13:44:25.443
4 -	1:09.859	49.112	1:58.971 (2)	65.96	0.106	13:46:24.414
5 -	1:09.966	<b>48.899</b>	<b>1:58.865 (1)</b>	<b>66.02</b>		<b>13:48:23.279</b>
6 -	<b>1:09.567</b>	49.770	1:59.337 (3)	65.76	0.472	13:50:22.616

P13 66 R		Graeme LEWIS		MZ ETZ250 -		
IDEAL LAP TIME : 1:58.629		BEST LAP TIME : 1:59.138		DIFFERENCE : 0.509		
LAP	SECTOR 1	SECTOR 2	LAP TIME	MPH	DIFF	TIME OF DAY
1 -		50.090	2:36.891	50.02	37.753	13:40:23.519
2 -	1:09.615	49.808	1:59.423 (2)	65.71	0.285	13:42:22.942
3 -	1:09.956	<b>49.182</b>	<b>1:59.138 (1)</b>	<b>65.87</b>		<b>13:44:22.080</b>
4 -	1:11.055	50.231	2:01.286	64.70	2.148	13:46:23.366
5 -	1:10.436	49.252	1:59.688	65.57	0.550	13:48:23.054
6 -	<b>1:09.447</b>	50.222	1:59.669 (3)	65.58	0.531	13:50:22.723

P14 59 R		Andrew WELTON		MZ ETZ250 - RE/MAX		
IDEAL LAP TIME : 1:57.619		BEST LAP TIME : 1:59.042		DIFFERENCE : 1.423		
LAP	SECTOR 1	SECTOR 2	LAP TIME	MPH	DIFF	TIME OF DAY
1 -		<b>48.272</b>	2:37.560	49.80	38.518	13:40:24.188
2 -	1:09.715	49.683	1:59.398 (2)	65.73	0.356	13:42:23.586
3 -	1:10.009	49.720	1:59.729 (3)	65.54	0.687	13:44:23.315
4 -	1:10.283	49.971	2:00.254	65.26	1.212	13:46:23.569
5 -	<b>1:09.347</b>	49.695	<b>1:59.042 (1)</b>	<b>65.92</b>		<b>13:48:22.611</b>
6 -	1:10.433	50.094	2:00.527	65.11	1.485	13:50:23.138

P15 56		Russell TURNER		MZ ETZ250 - TT Racing		
IDEAL LAP TIME : 1:58.394		BEST LAP TIME : 1:58.675		DIFFERENCE : 0.281		
LAP	SECTOR 1	SECTOR 2	LAP TIME	MPH	DIFF	TIME OF DAY
1 -		50.627	2:39.951	49.06	41.276	13:40:26.579
2 -	1:10.597	49.175	1:59.772 (3)	65.52	1.097	13:42:26.351
3 -	1:11.323	50.314	2:01.637	64.52	2.962	13:44:27.988
4 -	1:12.639	49.496	2:02.135	64.25	3.460	13:46:30.123
5 -	1:10.230	<b>48.976</b>	1:59.206 (2)	65.83	0.531	13:48:29.329
6 -	<b>1:09.418</b>	49.257	<b>1:58.675 (1)</b>	<b>66.13</b>		<b>13:50:28.004</b>

P16 63 R		Clive HILLIER		MZ ETZ250 - Satoshi Nakamoto		
IDEAL LAP TIME : 2:05.430		BEST LAP TIME : 2:06.520		DIFFERENCE : 1.090		
LAP	SECTOR 1	SECTOR 2	LAP TIME	MPH	DIFF	TIME OF DAY
1 -		<b>51.581</b>	2:42.671	48.24	36.151	13:40:29.299
2 -	1:13.919	53.819	2:07.738 (3)	61.43	1.218	13:42:37.037
3 -	1:14.676	53.782	2:08.458	61.09	1.938	13:44:45.495
4 -	1:15.288	53.018	2:08.306	61.16	1.786	13:46:53.801
5 -	1:14.085	52.822	2:06.907 (2)	61.84	0.387	13:49:00.708
6 -	<b>1:13.849</b>	52.671	<b>2:06.520 (1)</b>	<b>62.03</b>		<b>13:51:07.228</b>

# BMCRC - MRO Championships 2022 - Rnd 5 @ Cadwell Park

## Illuminate Design 250MZs & Blue Haze GPF

### RACE 5 - SECTOR ANALYSIS



SECTOR 1 = FL to I1, SECTOR 2 = I1 to FL, DIFF = Difference To Personal Best Lap, P = Crossed Finish Line in Pit Lane, D = Time Disallowed

P17 46		Steve BRIGDEN		MZ ETZ250 - Cylera - Healthcare IOT Security			
IDEAL LAP TIME : 2:05.921		BEST LAP TIME : 2:06.092		DIFFERENCE : 0.171			
LAP	SECTOR 1	SECTOR 2	LAP TIME	MPH	DIFF	TIME OF DAY	
1 -		52.998	2:45.813	47.33	39.721	13:40:32.441	
2 -	1:14.981	52.447	2:07.428	61.58	1.336	13:42:39.869	
3 -	1:14.243	52.592	2:06.835 (2)	61.87	0.743	13:44:46.704	
4 -	1:14.196	53.553	2:07.749	61.43	1.657	13:46:54.453	
5 -	1:14.842	<b>52.435</b>	2:07.277 (3)	61.66	1.185	13:49:01.730	
6 -	<b>1:13.486</b>	52.606	<b>2:06.092 (1)</b>	<b>62.24</b>		<b>13:51:07.822</b>	

P18 14		Andy MARKS		MZ ETZ250 - Kingpin Components			
IDEAL LAP TIME : 2:05.037		BEST LAP TIME : 2:05.037		DIFFERENCE : 0.000			
LAP	SECTOR 1	SECTOR 2	LAP TIME	MPH	DIFF	TIME OF DAY	
1 -		53.196	2:46.902	47.02	41.865	13:40:33.530	
2 -	1:14.258	53.003	2:07.261	61.66	2.224	13:42:40.791	
3 -	1:14.424	52.668	2:07.092 (3)	61.75	2.055	13:44:47.883	
4 -	1:14.003	52.715	2:06.718 (2)	61.93	1.681	13:46:54.601	
5 -	1:15.400	52.946	2:08.346	61.14	3.309	13:49:02.947	
6 -	<b>1:12.713</b>	<b>52.324</b>	<b>2:05.037 (1)</b>	<b>62.76</b>		<b>13:51:07.984</b>	

P19 8 R		Rich ASKEW		MZ ETZ250 -			
IDEAL LAP TIME : 2:05.585		BEST LAP TIME : 2:06.646		DIFFERENCE : 1.061			
LAP	SECTOR 1	SECTOR 2	LAP TIME	MPH	DIFF	TIME OF DAY	
1 -		53.929	2:47.020	46.98	40.374	13:40:33.648	
2 -	1:15.102	<b>51.964</b>	2:07.066 (3)	61.76	0.420	13:42:40.714	
3 -	1:15.073	52.001	2:07.074	61.75	0.428	13:44:47.788	
4 -	1:14.924	51.969	2:06.893 (2)	61.84	0.247	13:46:54.681	
5 -	<b>1:13.621</b>	53.025	<b>2:06.646 (1)</b>	<b>61.96</b>		<b>13:49:01.327</b>	
6 -	1:14.122	52.986	2:07.108	61.74	0.462	13:51:08.435	

P20 96		Chris KENT		MZ ETZ250 - Powder House Coatings Ltd			
IDEAL LAP TIME : 1:49.476		BEST LAP TIME : 1:50.010		DIFFERENCE : 0.534			
LAP	SECTOR 1	SECTOR 2	LAP TIME	MPH	DIFF	TIME OF DAY	
1 -		46.327	2:28.091	52.99	38.081	13:40:14.719	
2 -	<b>1:04.250</b>	46.397	1:50.647 (3)	70.92	0.637	13:42:05.366	
3 -	1:04.784	<b>45.226</b>	<b>1:50.010 (1)</b>	<b>71.33</b>		<b>13:43:55.376</b>	
4 -	1:04.957	46.208	1:51.165	70.59	1.155	13:45:46.541	
5 -	1:05.416	45.690	1:51.106	70.63	1.096	13:47:37.647	
6 -	1:04.900	45.601	1:50.501 (2)	71.02	0.491	13:49:28.148	

P21 81		Scott GRANT		MZ ETZ250 - Katie, Mum and Dad			
IDEAL LAP TIME : 1:50.251		BEST LAP TIME : 1:50.592		DIFFERENCE : 0.341			
LAP	SECTOR 1	SECTOR 2	LAP TIME	MPH	DIFF	TIME OF DAY	
1 -		46.126	2:27.102	53.35	36.510	13:40:13.730	
2 -	<b>1:04.896</b>	45.860	1:50.756 (3)	70.85	0.164	13:42:04.486	
3 -	1:05.188	45.422	1:50.610 (2)	70.95	0.018	13:43:55.096	
4 -	1:05.337	46.142	1:51.479	70.39	0.887	13:45:46.575	
5 -	1:05.237	<b>45.355</b>	<b>1:50.592 (1)</b>	<b>70.96</b>		<b>13:47:37.167</b>	
6 -	1:05.644	45.371	1:51.015	70.69	0.423	13:49:28.182	

P22 93 R		Nicholas DORAN		MZ ETZ250 - Illuminate Design			
IDEAL LAP TIME : 1:56.847		BEST LAP TIME : 1:56.847		DIFFERENCE : 0.000			
LAP	SECTOR 1	SECTOR 2	LAP TIME	MPH	DIFF	TIME OF DAY	
1 -		50.447	2:40.146	49.00	43.299	13:40:26.774	
2 -	<b>1:08.594</b>	<b>48.253</b>	<b>1:56.847 (1)</b>	<b>67.16</b>		<b>13:42:23.621</b>	

# BMCRC - MRO Championships 2022 - Rnd 5 @ Cadwell Park

## Illuminate Design 250MZs & Blue Haze GPF

### RACE 5 - SECTOR ANALYSIS



SECTOR 1 = FL to I1, SECTOR 2 = I1 to FL, DIFF = Difference To Personal Best Lap, P = Crossed Finish Line in Pit Lane, D = Time Disallowed

LAP	SECTOR 1	SECTOR 2	LAP TIME	MPH	DIFF	TIME OF DAY
<b>P23 95 Christopher ROGERS</b> MZ ETZ250 - CB Racing						
IDEAL LAP TIME : 1:54.319		BEST LAP TIME : 1:54.883		DIFFERENCE : 0.564		
1 -		<b>47.164</b>	4:43.793	27.65	2:48.910	13:42:30.421
2 -	<b>1:07.155</b>	47.728	<b>1:54.883 (1)</b>	<b>68.31</b>		<b>13:44:25.304</b>
<b>P24 110 GPF Mark HAIGH</b> Aprilia RS250 - Chesterfield CarClinic/The Tuning Works						
IDEAL LAP TIME :		BEST LAP TIME :		DIFFERENCE :		
1 -		<b>47.535</b>	1:57.244	66.93		13:39:43.872
<b>P25 67 GPF Mark BAILEY</b> Yamaha TZR - Elite Air conditioning Ltd. Hydroflow plumbing ltd						
IDEAL LAP TIME : 2:05.602		BEST LAP TIME :		DIFFERENCE :		
1 -		<b>51.940</b>	2:08.840	60.91		13:39:55.468
<b>P26 85 Andrew WALES</b> MZ ETZ 250 - Illuminated Design LTD						
IDEAL LAP TIME :		BEST LAP TIME :		DIFFERENCE :		
1 -		<b>47.074</b>	2:29.031	52.66		13:40:15.659

# BMCRC - MRO Championships 2022 - Rnd 5 @ Cadwell Park

## Illuminate Design 250MZs & Blue Haze GPF

### RACE 5 - BEST SECTORS

SECTOR 1			SECTOR 2			IDEAL / BEST COMPARISON						
POS	NO	NAME	TIME	NO	NAME	TIME	POS	NO	NAME	IDEAL	BEST	DIFF
									<b>PERFECT LAP</b>	<b>1:43.923</b>		
1	141	ABRAHAM	1:00.420	141	ABRAHAM	43.503	1	141	ABRAHAM	1:43.923	1:44.058	0.135
2	27	HAYWARD	1:02.581	27	HAYWARD	44.147	2	27	HAYWARD	1:46.728	1:46.857	0.129
3	4	SEATH	1:02.649	65	MOXON	44.966	3	4	SEATH	1:47.801	1:47.801	0.000
4	247	HEALEY	1:02.812	4	SEATH	45.152	4	65	MOXON	1:48.020	1:48.483	0.463
5	65	MOXON	1:03.054	96	KENT	45.226	5	247	HEALEY	1:48.687	1:48.849	0.162
6	26	LEE	1:03.402	81	GRANT	45.355	6	26	LEE	1:48.981	1:49.725	0.744
7	125	HIGERTY	1:03.686	26	LEE	45.579	7	96	KENT	1:49.476	1:50.010	0.534
8	96	KENT	1:04.250	247	HEALEY	45.875	8	125	HIGERTY	1:49.762	1:50.118	0.356
9	81	GRANT	1:04.896	125	HIGERTY	46.076	9	81	GRANT	1:50.251	1:50.592	0.341
10	69	MANN	1:05.014	69	MANN	46.107	10	69	MANN	1:51.121	1:51.121	0.000
11	95	ROGERS	1:07.155	85	WALES	47.074	11	95	ROGERS	1:54.319	1:54.883	0.564
12	93	DORAN	1:08.594	95	ROGERS	47.164	12	93	DORAN	1:56.847	1:56.847	0.000
13	9	HOWLETT	1:08.643	110	HAIGH	47.535	13	9	HOWLETT	1:57.239	1:57.511	0.272
14	59	WELTON	1:09.347	93	DORAN	48.253	14	59	WELTON	1:57.619	1:59.042	1.423
15	41	WILLIAMS	1:09.355	59	WELTON	48.272	15	56	TURNER	1:58.394	1:58.675	0.281
16	56	TURNER	1:09.418	9	HOWLETT	48.596	16	13	RYAN	1:58.466	1:58.865	0.399
17	66	LEWIS	1:09.447	13	RYAN	48.899	17	66	LEWIS	1:58.629	1:59.138	0.509
18	13	RYAN	1:09.567	56	TURNER	48.976	18	41	WILLIAMS	1:59.012	1:59.118	0.106
19	62	READ	1:10.624	66	LEWIS	49.182	19	62	READ	2:01.790	2:02.820	1.030
20	14	MARKS	1:12.713	41	WILLIAMS	49.657	20	14	MARKS	2:05.037	2:05.037	0.000
21	46	BRIGDEN	1:13.486	62	READ	51.166	21	63	HILLIER	2:05.430	2:06.520	1.090
22	8	ASKEW	1:13.621	63	HILLIER	51.581	22	8	ASKEW	2:05.585	2:06.646	1.061
23	67	BAILEY	1:13.662	67	BAILEY	51.940	23	67	BAILEY	2:05.602		
24	63	HILLIER	1:13.849	8	ASKEW	51.964	24	46	BRIGDEN	2:05.921	2:06.092	0.171
25				14	MARKS	52.324	25	110	HAIGH			
26				46	BRIGDEN	52.435	26	85	WALES			

# BMCRC - MRO Championships 2022 - Rnd 5 @ Cadwell Park

## Illuminate Design 250MZs & Blue Haze GPF

### RACE 5 - STATISTICS

**Competitors Started** 26  
**Planned Start** 2022-06-25 @ 13:10:00.000  
**Actual Start** 2022-06-25 @ 13:37:46.627  
**Finish Time** 2022-06-25 @ 13:50:06.518  
**Track Length** 2.1800mi.  
**Total Laps** 141  
**Total Distance Covered** 307.3826mi.

#### Session Fastest Lap History

NO	CL	NAME	LAP TIME	TIME OF DAY	LAP	VEHICLE
141	GPF	David ABRAHAM	1:44.058	13:41:21.475	2	Suzuki RG570

#### Session Leader History

NO	CL	NAME	FROM LAP	LAPS LED	DISTANCE	VEHICLE
141	GPF	David ABRAHAM	1	7	15.26 miles	Suzuki RG570

#### Flag History

TYPE	TIME OF DAY
GREEN	13:37:46.627
FINISH	13:50:06.518

#### Flag Statistics

TYPE	COUNT	TOTAL LAPS	TOTAL TIME
Green	1	7	14:22.875
Red	0	0	0.000
Safety Car	0	0	0.000
FCY	0	0	0.000



# BMCRC - MRO Championships 2022 - Rnd 5 @ Cadwell Park

## Illuminate Design 250MZs & Blue Haze GPF

### RACE 5 - STATISTICS

**CLASS : GPF**

10 Starters

#### Fastest Lap History

NO	NAME	LAP TIME	TIME OF DAY	LAP	VEHICLE
141	David ABRAHAM	1:44.058	13:41:21.475	2	Suzuki RG570

#### Leader History

NO	NAME	FROM LAP	LAPS LED	DISTANCE	VEHICLE
141	David ABRAHAM	1	7	15.26 miles	Suzuki RG570

# BMCRC - MRO Championships 2022 - Rnd 5 @ Cadwell Park

## Illuminate Design 250MZs & Blue Haze GPF

### RACE 5 - STATISTICS

CLASS :

10 Starters

#### Fastest Lap History

NO	NAME	LAP TIME	TIME OF DAY	LAP	VEHICLE
81	Scott GRANT	<b>1:50.756</b>	13:42:04.523	2	MZ ETZ250
96	Chris KENT	<b>1:50.647</b>	13:42:05.399	2	MZ ETZ250
81	Scott GRANT	<b>1:50.610</b>	13:43:55.133	3	MZ ETZ250
96	Chris KENT	<b>1:50.010</b>	13:43:55.409	3	MZ ETZ250

#### Leader History

NO	NAME	FROM LAP	LAPS LED	DISTANCE	VEHICLE
81	Scott GRANT	1	3	6.54 miles	MZ ETZ250
96	Chris KENT	4	1	2.18 miles	MZ ETZ250
81	Scott GRANT	5	1	2.18 miles	MZ ETZ250
96	Chris KENT	6	1	2.18 miles	MZ ETZ250
69	Alexander MANN	7	1	2.18 miles	MZ TS 250

# BMCRC - MRO Championships 2022 - Rnd 5 @ Cadwell Park

## Illuminate Design 250MZs & Blue Haze GPF

### RACE 5 - STATISTICS

CLASS : R

6 Starters

#### Fastest Lap History

NO	NAME	LAP TIME	TIME OF DAY	LAP	VEHICLE
66	Graeme LEWIS	1:59.423	13:42:22.980	2	MZ ETZ250
59	Andrew WELTON	1:59.398	13:42:23.505	2	MZ ETZ250
93	Nicholas DORAN	1:56.847	13:42:23.621	2	MZ ETZ250

#### Leader History

NO	NAME	FROM LAP	LAPS LED	DISTANCE	VEHICLE
66	Graeme LEWIS	1	4	8.72 miles	MZ ETZ250
59	Andrew WELTON	5	1	2.18 miles	MZ ETZ250
13	Gordon RYAN	6	1	2.18 miles	MZ ETZ250

**BMCRC - MRO Championships 2022 - Rnd 5 @ Cadwell Park**

**Illuminate Design 250MZs & Blue Haze GPF**

**RACE 15 - GRID (7 Laps)**



ROW 11	31	85	Andrew WALES	32		33		
ROW 10		28	46	Steve BRIGDEN	29	63	Clive HILLIER	
						30	8	
							Rich ASKEW	
							2:06.646	
							2:06.520	
							2:06.092	
ROW 9	25	41	Gary WILLIAMS	26	66	Graeme LEWIS	27	14
								Andy MARKS
								2:05.037
								1:59.138
								1:59.118
ROW 8	22	56	Russell TURNER	23	13	Gordon RYAN	24	59
								Andrew WELTON
								1:59.042
								1:58.865
								1:58.675
ROW 7	19	95	Christopher ROGERS	20	93	Nicholas DORAN	21	9
								Gary HOWLETT
								1:57.511
								1:56.847
								1:54.883
ROW 6	16	96	Chris KENT	17	81	Scott GRANT	18	69
								Alexander MANN
								1:51.121
								1:50.592
								1:50.010
ROW 5	13			14			15	
ROW 4		10	67	Mark BAILEY	11		12	
ROW 3	7	125	Steve HIGERTY	8	62	Ian READ	9	110
								Mark HAIGH
								2:02.820
								1:50.118
ROW 2	4	65	Andrew MOXON	5	247	Lee HEALEY	6	26
								Damian LEE
								1:49.725
								1:48.849
								1:48.483
ROW 1	1	141	David ABRAHAM	2	27	Richard HAYWARD	3	4
								James SEATH
								1:47.801
								1:46.857
								1:44.058
								<b>Pole</b>

Cadwell Park: 2.1800 miles

These results are provisional until the conclusion of any judicial and technical matters.

Clerk Of Course :	Stewards :	Timekeeper : Sarah Evans
-------------------	------------	--------------------------

Results can be found at [www.tsl-timing.com](http://www.tsl-timing.com)

Printed - 13:56 Saturday, 25 June 2022



**BMCRC - MRO Championships 2022 - Rnd 5 @ Cadwell Park**

**Illuminate Design 250MZs & Blue Haze GPF**

**RACE 15 - CLASSIFICATION**



POS	NO	CL	PIC NAME	ENTRY	LAPS	TIME	GAP	DIFF	MPH	BEST	ON
1	141	GPF	1 David ABRAHAM	Suzuki RG570 - Cambridge Motorcycles	7	12:18.516			74.38	1:42.896	7
2	27	GPF	2 Richard HAYWARD	Yamaha TZR -	7	12:43.687	25.171	25.171	71.93	1:46.532	3
3	110	GPF	3 Mark HAIGH	Aprilia RS250 - Chesterfield CarClinic/The Tuning W	7	12:51.254	32.738	7.567	71.23	1:48.612	2
4	65	GPF	4 Andrew MOXON	Aprilia RS 250 - Vanguard motorsport Uckfield + D/	7	12:51.638	33.122	0.384	71.19	1:48.239	5
5	247	GPF	5 Lee HEALEY	Suzuki VJ22 - Specialised welding and fabrications	7	13:00.280	41.764	8.642	70.40	1:49.186	2
6	4	GPF	6 James SEATH	Aprilia RS250 - Ovenden Earthmoving	7	13:01.408	42.892	1.128	70.30	1:49.179	2
7	26	GPF	7 Damian LEE	Yamaha TZR250 - Leed Autos	7	13:02.293	43.777	0.885	70.22	1:49.226	2
8	125	GPF	8 Steve HIGERTY	Yamaha TZR250 - Yellow House/Cambridge MC's	7	13:11.035	52.519	8.742	69.44	1:50.065	2
9	81		1 Scott GRANT	MZ ETZ250 - Katie, Mum and Dad	7	13:36.073	1:17.557	25.038	67.31	1:49.288	7
10	95		2 Christopher ROGERS	MZ ETZ250 - CB Racing	7	13:37.431	1:18.915	1.358	67.20	1:50.483	6
11	69		3 Alexander MANN	MZ TS 250 - HS RACING	7	13:39.140	1:20.624	1.709	67.06	1:50.711	7
12	85		4 Andrew WALES	MZ ETZ 250 - Illuminated Design LTD	7	13:48.434	1:29.918	9.294	66.31	1:51.626	5
13	96		5 Chris KENT	MZ ETZ250 - Powder House Coatings Ltd	7	13:52.143	1:33.627	3.709	66.01	1:52.427	2
14	9		6 Gary HOWLETT	MZ TS250 - HS Racing	6	12:21.796	1 Lap	1 Lap	63.47	1:55.695	2
15	41		7 Gary WILLIAMS	MZ ETZ250 -	6	12:40.141	1 Lap	18.345	61.94	1:57.722	6
16	56		8 Russell TURNER	MZ ETZ250 - TT Racing	6	12:41.398	1 Lap	1.257	61.84	1:58.155	6
17	59*	R	1 Andrew WELTON	MZ ETZ250 - RE/MAX	6	12:45.854	1 Lap	4.456	61.48	1:56.712	5
18	93	R	2 Nicholas DORAN	MZ ETZ250 - Illuminate Design	6	13:03.112	1 Lap	17.258	60.12	2:02.565	4
19	8	R	3 Rich ASKEW	MZ ETZ250 -	6	13:22.659	1 Lap	19.547	58.66	2:04.290	5
20	63	R	4 Clive HILLIER	MZ ETZ250 - Satoshi Nakamoto	6	13:23.881	1 Lap	1.222	58.57	2:04.341	6
21	14		9 Andy MARKS	MZ ETZ250 - Kingpin Components	6	13:25.677	1 Lap	1.796	58.44	2:04.849	6

**NOT CLASSIFIED**

DNF	66	R	Graeme LEWIS	MZ ETZ250 -	5	10:41.824	2 Laps	1 Lap	61.13	1:58.907	5
DNF	62*	GPF	Ian READ	Suzuki 450 TRIPLE - MiMS Racing	4	8:34.657	3 Laps	1 Lap	60.99	2:03.873	2
DNF	13	R	Gordon RYAN	MZ ETZ250 - Prism Work Psychology	0						
DNF	46		Steve BRIGDEN	MZ ETZ250 - Cylera - Healthcare IOT Security	0						

**FASTEST LAP**

141	GPF	David ABRAHAM	Suzuki RG570 - Cambridge Motorcycles	7	1:42.896	76.27 mph	122.74 kph
81		Scott GRANT	MZ ETZ250 - Katie, Mum and Dad	7	1:49.288	71.81 mph	115.56 kph
59	R	Andrew WELTON	MZ ETZ250 - RE/MAX	5	1:56.712	67.24 mph	108.21 kph

**Bikes #59 & #62 - 10 second penalty for out of position start.**

**Class GPF - 92.5% of Race Speed = 68.80 mph**

**Class - 92.5% of Race Speed = 62.26 mph**

**Class R - 92.5% of Race Speed = 56.86 mph**

Race Distance: 7 Laps / 15.26 miles

Cadwell Park: 2.1800 miles

Weather / Track : Bright / Dry

These results are provisional until the conclusion of any judicial and technical matters.

Date: 25/06/2022 Start: 17:17 Finish: 17:29

Clerk Of Course :	Stewards :	Timekeeper : Sarah Evans
-------------------	------------	--------------------------

Results can be found at [www.tsl-timing.com](http://www.tsl-timing.com)

Printed - 17:38 Saturday, 25 June 2022



# BMCRC - MRO Championships 2022 - Rnd 5 @ Cadwell Park

## Illuminate Design 250MZs & Blue Haze GPF

### RACE 15 - LAP CHART

#### LAP 1 @ 17:19:25.317

NO	BEHIND	LAP TIME
141		1:51.736
247	3.416	1:55.152
27	3.570	1:55.306
4	4.172	1:55.908
65	4.453	1:56.189
110	5.008	1:56.744
26	6.151	1:57.887
125	7.055	1:58.791
62	19.162	2:10.898
95	40.051	2:31.787
81	40.091	2:31.827
69	40.856	2:32.592
96	41.549	2:33.285
85	43.848	2:35.584
9	44.362	2:36.098
56	49.477	2:41.213
66	50.419	2:42.155
93	51.727	2:43.463
59	51.802	2:43.538
41	52.216	2:43.952
63	56.583	2:48.319
8	56.937	2:48.673
14	59.225	2:50.961

#### LAP 2 @ 17:21:10.658

NO	BEHIND	LAP TIME
141		1:45.341
27	5.837	1:47.608
247	7.261	1:49.186
4	8.010	1:49.179
65	8.148	1:49.036
110	8.279	1:48.612
26	10.036	1:49.226
125	11.779	1:50.065
62	37.694	2:03.873
95	45.701	1:50.991
81	45.895	1:51.145
69	46.419	1:50.904
96	48.635	1:52.427
85	50.497	1:51.990
9	54.716	1:55.695
56	1:04.031	1:59.895
66	1:05.672	2:00.594
41	1:06.874	1:59.999
59	1:07.155	2:00.694
93	1:12.041	2:05.655
63	1:19.349	2:08.107
8	1:19.800	2:08.204
14	1:21.619	2:07.735

#### LAP 3 @ 17:22:55.216

NO	BEHIND	LAP TIME
141		1:44.558
27	7.811	1:46.532
247	12.745	1:50.042
65	13.124	1:49.534
110	13.320	1:49.599
4	13.857	1:50.405
26	15.932	1:50.454
125	17.706	1:50.485
95	52.931	1:51.788
81	53.076	1:51.739

Weather / Track : Bright / Dry

Results can be found at [www.tsl-timing.com](http://www.tsl-timing.com)

69	53.988	1:52.127
96	56.918	1:52.841
62	57.385	2:04.249
85	57.815	1:51.876
9	1:07.343	1:57.185
66	1:21.762	2:00.648
56	1:21.928	2:02.455
41	1:21.964	1:59.648
59	1:22.288	1:59.691
93	1:31.099	2:03.616
63	1:43.306	2:08.515
8	1:43.931	2:08.689

#### LAP 4 @ 17:24:39.568

NO	BEHIND	LAP TIME
141		1:44.352
14	1 Lap	2:07.507
27	10.303	1:46.844
110	18.449	1:49.481
247	19.025	1:50.632
65	19.554	1:50.782
4	19.878	1:50.373
26	21.148	1:49.568
125	26.361	1:53.007
95	59.333	1:50.754
81	59.487	1:50.763
69	1:00.485	1:50.849
96	1:06.401	1:53.835
85	1:06.498	1:53.035
62	1:18.670	2:05.637
9	1:19.680	1:56.689
59	1:36.310	1:58.374
66	1:36.930	1:59.520
41	1:37.825	2:00.213
56	1:38.306	2:00.730

#### LAP 5 @ 17:26:24.418

NO	BEHIND	LAP TIME
141		1:44.850
93	1 Lap	2:02.565
27	14.583	1:49.130
63	1 Lap	2:07.944
110	22.257	1:48.658
8	1 Lap	2:07.664
65	22.943	1:48.239
14	1 Lap	2:08.017
247	25.222	1:51.047
4	25.432	1:50.404
26	25.927	1:49.629
125	34.099	1:52.588
81	1:05.056	1:50.419
95	1:05.393	1:50.910
69	1:06.642	1:51.007
85	1:13.274	1:51.626
96	1:14.325	1:52.774
9	1:33.050	1:58.220

#### LAP 6 @ 17:28:09.201

NO	BEHIND	LAP TIME
141		1:44.783
59	1 Lap	1:56.712
66	1 Lap	1:58.907
41	1 Lap	1:58.607
56	1 Lap	1:58.950

27	18.883	1:49.083
93	1 Lap	2:04.256
110	26.186	1:48.712
65	26.782	1:48.622
247	32.741	1:52.302
26	32.984	1:51.840
4	33.987	1:53.338
8	1 Lap	2:04.290
125	42.110	1:52.794
63	1 Lap	2:06.655
14	1 Lap	2:06.608
95	1:11.093	1:50.483
81	1:11.165	1:50.892
69	1:12.809	1:50.950
85	1:20.469	1:51.978
96	1:22.472	1:52.930

#### LAP 7 @ 17:29:52.097

NO	BEHIND	LAP TIME
141		1:42.896
9	1 Lap	1:57.909
59	1 Lap	1:56.845
41	1 Lap	1:57.722
56	1 Lap	1:58.155
27	25.171	1:49.184
110	32.738	1:49.448
65	33.122	1:49.236
247	41.764	1:51.919
4	42.892	1:51.801
26	43.777	1:53.689
93	1 Lap	2:03.557
125	52.519	1:53.305
8	1 Lap	2:05.139
63	1 Lap	2:04.341
14	1 Lap	2:04.849
81	1:17.557	1:49.288
95	1:18.915	1:50.718
69	1:20.624	1:50.711
85	1:29.918	1:52.345
96	1:33.627	1:54.051

Cadwell Park: 2.1800 miles  
Date: 25/06/2022 Start: 17:17 Finish: 17:29

Printed - 17:39 Saturday, 25 June 2022

# BMCRC - MRO Championships 2022 - Rnd 5 @ Cadwell Park

## Illuminate Design 250MZs & Blue Haze GPF

### RACE 15 - SECTOR ANALYSIS



SECTOR 1 = FL to I1, SECTOR 2 = I1 to FL, DIFF = Difference To Personal Best Lap, P = Crossed Finish Line in Pit Lane, D = Time Disallowed

P1 141 GPF David ABRAHAM		Suzuki RG570 - Cambridge Motorcycles				
IDEAL LAP TIME : 1:42.896		BEST LAP TIME : 1:42.896		DIFFERENCE : 0.000		
LAP	SECTOR 1	SECTOR 2	LAP TIME	MPH	DIFF	TIME OF DAY
1 -		44.722	1:51.736	70.23	8.840	17:19:25.317
2 -	1:00.202	45.139	1:45.341	74.50	2.445	17:21:10.658
3 -	1:00.213	44.345	1:44.558 (3)	75.05	1.662	17:22:55.216
4 -	1:00.293	44.059	1:44.352 (2)	75.20	1.456	17:24:39.568
5 -	1:00.418	44.432	1:44.850	74.85	1.954	17:26:24.418
6 -	1:01.178	43.605	1:44.783	74.89	1.887	17:28:09.201
7 -	<b>59.503</b>	<b>43.393</b>	<b>1:42.896 (1)</b>	<b>76.27</b>		<b>17:29:52.097</b>

P2 27 GPF Richard HAYWARD		Yamaha TZR -				
IDEAL LAP TIME : 1:46.433		BEST LAP TIME : 1:46.532		DIFFERENCE : 0.099		
LAP	SECTOR 1	SECTOR 2	LAP TIME	MPH	DIFF	TIME OF DAY
1 -		46.007	1:55.306	68.06	8.774	17:19:28.887
2 -	1:03.066	44.542	1:47.608 (3)	72.93	1.076	17:21:16.495
3 -	<b>1:02.079</b>	44.453	<b>1:46.532 (1)</b>	<b>73.66</b>		<b>17:23:03.027</b>
4 -	1:02.490	<b>44.354</b>	1:46.844 (2)	73.45	0.312	17:24:49.871
5 -	1:03.510	45.620	1:49.130	71.91	2.598	17:26:39.001
6 -	1:04.010	45.073	1:49.083	71.94	2.551	17:28:28.084
7 -	1:03.167	46.017	1:49.184	71.87	2.652	17:30:17.268

P3 110 GPF Mark HAIGH		Aprilia RS250 - Chesterfield CarClinic/The Tuning Works				
IDEAL LAP TIME : 1:48.000		BEST LAP TIME : 1:48.612		DIFFERENCE : 0.612		
LAP	SECTOR 1	SECTOR 2	LAP TIME	MPH	DIFF	TIME OF DAY
1 -		46.277	1:56.744	67.22	8.132	17:19:30.325
2 -	1:02.887	45.725	<b>1:48.612 (1)</b>	<b>72.25</b>		<b>17:21:18.937</b>
3 -	1:03.383	46.216	1:49.599	71.60	0.987	17:23:08.536
4 -	1:03.380	46.101	1:49.481	71.68	0.869	17:24:58.017
5 -	1:03.118	45.540	1:48.658 (2)	72.22	0.046	17:26:46.675
6 -	1:03.594	<b>45.118</b>	1:48.712 (3)	72.19	0.100	17:28:35.387
7 -	<b>1:02.882</b>	46.566	1:49.448	71.70	0.836	17:30:24.835

P4 65 GPF Andrew MOXON		Aprilia RS 250 - Vanguard motorsport Uckfield + DART Motorsp				
IDEAL LAP TIME : 1:47.957		BEST LAP TIME : 1:48.239		DIFFERENCE : 0.282		
LAP	SECTOR 1	SECTOR 2	LAP TIME	MPH	DIFF	TIME OF DAY
1 -		45.922	1:56.189	67.54	7.950	17:19:29.770
2 -	1:02.923	46.113	1:49.036 (3)	71.97	0.797	17:21:18.806
3 -	1:02.962	46.572	1:49.534	71.64	1.295	17:23:08.340
4 -	1:03.935	46.847	1:50.782	70.84	2.543	17:24:59.122
5 -	<b>1:02.732</b>	45.507	<b>1:48.239 (1)</b>	<b>72.50</b>		<b>17:26:47.361</b>
6 -	1:03.397	<b>45.225</b>	1:48.622 (2)	72.25	0.383	17:28:35.983
7 -	1:03.325	45.911	1:49.236	71.84	0.997	17:30:25.219

P5 247 GPF Lee HEALEY		Suzuki VJ22 - Specialised welding and fabrications				
IDEAL LAP TIME : 1:49.186		BEST LAP TIME : 1:49.186		DIFFERENCE : 0.000		
LAP	SECTOR 1	SECTOR 2	LAP TIME	MPH	DIFF	TIME OF DAY
1 -		46.139	1:55.152	68.15	5.966	17:19:28.733
2 -	<b>1:03.075</b>	<b>46.111</b>	<b>1:49.186 (1)</b>	<b>71.87</b>		<b>17:21:17.919</b>
3 -	1:03.369	46.673	1:50.042 (2)	71.31	0.856	17:23:07.961
4 -	1:03.535	47.097	1:50.632 (3)	70.93	1.446	17:24:58.593
5 -	1:03.995	47.052	1:51.047	70.67	1.861	17:26:49.640
6 -	1:05.737	46.565	1:52.302	69.88	3.116	17:28:41.942
7 -	1:03.750	48.169	1:51.919	70.12	2.733	17:30:33.861

# BMCRC - MRO Championships 2022 - Rnd 5 @ Cadwell Park

Illuminate Design 250MZs & Blue Haze GPF

## RACE 15 - SECTOR ANALYSIS



SECTOR 1 = FL to I1, SECTOR 2 = I1 to FL, DIFF = Difference To Personal Best Lap, P = Crossed Finish Line in Pit Lane, D = Time Disallowed

<b>P6</b>		<b>4 GPF</b>		<b>James SEATH</b>		Aprilia RS250 - Ovenden Earthmoving	
IDEAL LAP TIME : 1:49.179		BEST LAP TIME : 1:49.179		DIFFERENCE : 0.000			
LAP	SECTOR 1	SECTOR 2	LAP TIME	MPH	DIFF	TIME OF DAY	
1 -		46.296	1:55.908	67.70	6.729	17:19:29.489	
<b>2 -</b>	<b>1:02.968</b>	<b>46.211</b>	<b>1:49.179 (1)</b>	<b>71.88</b>		<b>17:21:18.668</b>	
3 -	1:04.127	46.278	1:50.405	71.08	1.226	17:23:09.073	
4 -	1:03.612	46.761	1:50.373 (2)	71.10	1.194	17:24:59.446	
5 -	1:03.385	47.019	1:50.404 (3)	71.08	1.225	17:26:49.850	
6 -	1:05.806	47.532	1:53.338	69.24	4.159	17:28:43.188	
7 -	1:03.083	48.718	1:51.801	70.19	2.622	17:30:34.989	

<b>P7</b>		<b>26 GPF</b>		<b>Damian LEE</b>		Yamaha TZR250 - Leed Autos	
IDEAL LAP TIME : 1:48.653		BEST LAP TIME : 1:49.226		DIFFERENCE : 0.573			
LAP	SECTOR 1	SECTOR 2	LAP TIME	MPH	DIFF	TIME OF DAY	
1 -		46.551	1:57.887	66.57	8.661	17:19:31.468	
<b>2 -</b>	<b>1:03.067</b>	46.159	<b>1:49.226 (1)</b>	<b>71.85</b>		<b>17:21:20.694</b>	
3 -	1:04.677	45.777	1:50.454	71.05	1.228	17:23:11.148	
4 -	1:03.982	<b>45.586</b>	1:49.568 (2)	71.62	0.342	17:25:00.716	
5 -	1:03.811	45.818	1:49.629 (3)	71.58	0.403	17:26:50.345	
6 -	1:05.411	46.429	1:51.840	70.17	2.614	17:28:42.185	
7 -	1:03.649	50.040	1:53.689	69.03	4.463	17:30:35.874	

<b>P8</b>		<b>125 GPF</b>		<b>Steve HIGERTY</b>		Yamaha TZR250 - Yellow House/Cambridge MC's	
IDEAL LAP TIME : 1:50.065		BEST LAP TIME : 1:50.065		DIFFERENCE : 0.000			
LAP	SECTOR 1	SECTOR 2	LAP TIME	MPH	DIFF	TIME OF DAY	
1 -		47.754	1:58.791	66.06	8.726	17:19:32.372	
<b>2 -</b>	<b>1:03.606</b>	<b>46.459</b>	<b>1:50.065 (1)</b>	<b>71.30</b>		<b>17:21:22.437</b>	
3 -	1:03.900	46.585	1:50.485 (2)	71.03	0.420	17:23:12.922	
4 -	1:04.605	48.402	1:53.007	69.44	2.942	17:25:05.929	
5 -	1:05.259	47.329	1:52.588 (3)	69.70	2.523	17:26:58.517	
6 -	1:04.899	47.895	1:52.794	69.57	2.729	17:28:51.311	
7 -	1:05.389	47.916	1:53.305	69.26	3.240	17:30:44.616	

<b>P9</b>		<b>81</b>		<b>Scott GRANT</b>		MZ ETZ250 - Katie, Mum and Dad	
IDEAL LAP TIME : 1:49.288		BEST LAP TIME : 1:49.288		DIFFERENCE : 0.000			
LAP	SECTOR 1	SECTOR 2	LAP TIME	MPH	DIFF	TIME OF DAY	
1 -		46.369	2:31.827	51.69	42.539	17:20:05.408	
2 -	1:05.112	46.033	1:51.145	70.61	1.857	17:21:56.553	
3 -	1:04.872	46.867	1:51.739	70.23	2.451	17:23:48.292	
4 -	1:04.967	45.796	1:50.763 (3)	70.85	1.475	17:25:39.055	
5 -	1:05.056	45.363	1:50.419 (2)	71.07	1.131	17:27:29.474	
6 -	1:05.496	45.396	1:50.892	70.77	1.604	17:29:20.366	
<b>7 -</b>	<b>1:04.113</b>	<b>45.175</b>	<b>1:49.288 (1)</b>	<b>71.81</b>		<b>17:31:09.654</b>	

<b>P10</b>		<b>95</b>		<b>Christopher ROGERS</b>		MZ ETZ250 - CB Racing	
IDEAL LAP TIME : 1:49.831		BEST LAP TIME : 1:50.483		DIFFERENCE : 0.652			
LAP	SECTOR 1	SECTOR 2	LAP TIME	MPH	DIFF	TIME OF DAY	
1 -		46.025	2:31.787	51.70	41.304	17:20:05.368	
2 -	1:04.834	46.157	1:50.991	70.70	0.508	17:21:56.359	
3 -	1:04.890	46.898	1:51.788	70.20	1.305	17:23:48.147	
4 -	1:04.889	45.865	1:50.754 (3)	70.86	0.271	17:25:38.901	
5 -	1:05.342	45.568	1:50.910	70.76	0.427	17:27:29.811	
<b>6 -</b>	<b>1:05.012</b>	<b>45.471</b>	<b>1:50.483 (1)</b>	<b>71.03</b>		<b>17:29:20.294</b>	
7 -	<b>1:04.360</b>	46.358	1:50.718 (2)	70.88	0.235	17:31:11.012	



# BMCRC - MRO Championships 2022 - Rnd 5 @ Cadwell Park

Illuminate Design 250MZs & Blue Haze GPF

## RACE 15 - SECTOR ANALYSIS



SECTOR 1 = FL to I1, SECTOR 2 = I1 to FL, DIFF = Difference To Personal Best Lap, P = Crossed Finish Line in Pit Lane, D = Time Disallowed

P11 69		Alexander MANN		MZ TS 250 - HS RACING		
IDEAL LAP TIME : 1:50.566		BEST LAP TIME : 1:50.711		DIFFERENCE : 0.145		
LAP	SECTOR 1	SECTOR 2	LAP TIME	MPH	DIFF	TIME OF DAY
1 -		46.583	2:32.592	51.43	41.881	17:20:06.173
2 -	1:04.822	46.082	1:50.904 (3)	70.76	0.193	17:21:57.077
3 -	1:05.018	47.109	1:52.127	69.99	1.416	17:23:49.204
4 -	<b>1:04.603</b>	46.246	1:50.849 (2)	70.79	0.138	17:25:40.053
5 -	1:04.830	46.177	1:51.007	70.69	0.296	17:27:31.060
6 -	1:04.987	<b>45.963</b>	1:50.950	70.73	0.239	17:29:22.010
7 -	1:04.674	46.037	<b>1:50.711 (1)</b>	<b>70.88</b>		<b>17:31:12.721</b>

P12 85		Andrew WALES		MZ ETZ 250 - Illuminated Design LTD		
IDEAL LAP TIME : 1:51.134		BEST LAP TIME : 1:51.626		DIFFERENCE : 0.492		
LAP	SECTOR 1	SECTOR 2	LAP TIME	MPH	DIFF	TIME OF DAY
1 -		47.039	2:35.584	50.44	43.958	17:20:09.165
2 -	1:05.712	46.278	1:51.990	70.07	0.364	17:22:01.155
3 -	<b>1:05.114</b>	46.762	1:51.876 (2)	70.14	0.250	17:23:53.031
4 -	1:06.035	47.000	1:53.035	69.43	1.409	17:25:46.066
5 -	1:05.606	<b>46.020</b>	<b>1:51.626 (1)</b>	<b>70.30</b>		<b>17:27:37.692</b>
6 -	1:05.901	46.077	1:51.978 (3)	70.08	0.352	17:29:29.670
7 -	1:05.656	46.689	1:52.345	69.85	0.719	17:31:22.015

P13 96		Chris KENT		MZ ETZ250 - Powder House Coatings Ltd		
IDEAL LAP TIME : 1:52.345		BEST LAP TIME : 1:52.427		DIFFERENCE : 0.082		
LAP	SECTOR 1	SECTOR 2	LAP TIME	MPH	DIFF	TIME OF DAY
1 -		46.747	2:33.285	51.19	40.858	17:20:06.866
2 -	<b>1:05.652</b>	46.775	<b>1:52.427 (1)</b>	<b>69.80</b>		<b>17:21:59.293</b>
3 -	1:05.723	47.118	1:52.841 (3)	69.54	0.414	17:23:52.134
4 -	1:06.743	47.092	1:53.835	68.94	1.408	17:25:45.969
5 -	1:06.081	<b>46.693</b>	1:52.774 (2)	69.59	0.347	17:27:38.743
6 -	1:05.673	47.257	1:52.930	69.49	0.503	17:29:31.673
7 -	1:06.458	47.593	1:54.051	68.81	1.624	17:31:25.724

P14 9		Gary HOWLETT		MZ TS250 - HS Racing		
IDEAL LAP TIME : 1:55.105		BEST LAP TIME : 1:55.695		DIFFERENCE : 0.590		
LAP	SECTOR 1	SECTOR 2	LAP TIME	MPH	DIFF	TIME OF DAY
1 -		<b>48.352</b>	2:36.098	50.27	40.403	17:20:09.679
2 -	<b>1:06.753</b>	48.942	<b>1:55.695 (1)</b>	<b>67.83</b>		<b>17:22:05.374</b>
3 -	1:07.868	49.317	1:57.185 (3)	66.97	1.490	17:24:02.559
4 -	1:07.988	48.701	1:56.689 (2)	67.25	0.994	17:25:59.248
5 -	1:08.747	49.473	1:58.220	66.38	2.525	17:27:57.468
6 -	1:08.786	49.123	1:57.909	66.56	2.214	17:29:55.377

P15 41		Gary WILLIAMS		MZ ETZ250 -		
IDEAL LAP TIME : 1:57.722		BEST LAP TIME : 1:57.722		DIFFERENCE : 0.000		
LAP	SECTOR 1	SECTOR 2	LAP TIME	MPH	DIFF	TIME OF DAY
1 -		50.820	2:43.952	47.86	46.230	17:20:17.533
2 -	1:09.978	50.021	1:59.999	65.40	2.277	17:22:17.532
3 -	1:09.291	50.357	1:59.648 (3)	65.59	1.926	17:24:17.180
4 -	1:09.132	51.081	2:00.213	65.28	2.491	17:26:17.393
5 -	1:09.091	49.516	1:58.607 (2)	66.16	0.885	17:28:16.000
6 -	<b>1:08.830</b>	<b>48.892</b>	<b>1:57.722 (1)</b>	<b>66.66</b>		<b>17:30:13.722</b>

# BMCRC - MRO Championships 2022 - Rnd 5 @ Cadwell Park

## Illuminate Design 250MZs & Blue Haze GPF

### RACE 15 - SECTOR ANALYSIS



SECTOR 1 = FL to I1, SECTOR 2 = I1 to FL, DIFF = Difference To Personal Best Lap, P = Crossed Finish Line in Pit Lane, D = Time Disallowed

P16 56		Russell TURNER		MZ ETZ250 - TT Racing		
IDEAL LAP TIME : 1:58.155		BEST LAP TIME : 1:58.155		DIFFERENCE : 0.000		
LAP	SECTOR 1	SECTOR 2	LAP TIME	MPH	DIFF	TIME OF DAY
1 -		49.799	2:41.213	48.68	43.058	17:20:14.794
2 -	1:09.719	50.176	1:59.895 (3)	65.45	1.740	17:22:14.689
3 -	1:10.399	52.056	2:02.455	64.08	4.300	17:24:17.144
4 -	1:10.093	50.637	2:00.730	65.00	2.575	17:26:17.874
5 -	1:09.169	49.781	1:58.950 (2)	65.97	0.795	17:28:16.824
6 -	<b>1:08.407</b>	<b>49.748</b>	<b>1:58.155 (1)</b>	<b>66.42</b>		<b>17:30:14.979</b>

P17 59 R		Andrew WELTON		MZ ETZ250 - RE/MAX		
IDEAL LAP TIME : 1:56.626		BEST LAP TIME : 1:56.712		DIFFERENCE : 0.086		
LAP	SECTOR 1	SECTOR 2	LAP TIME	MPH	DIFF	TIME OF DAY
1 -		50.793	2:43.538	47.98	46.826	17:20:17.119
2 -	1:10.556	50.138	2:00.694	65.02	3.982	17:22:17.813
3 -	1:09.202	50.489	1:59.691	65.56	2.979	17:24:17.504
4 -	1:09.715	48.659	1:58.374 (3)	66.29	1.662	17:26:15.878
5 -	<b>1:09.122</b>	47.590	<b>1:56.712 (1)</b>	<b>67.24</b>		<b>17:28:12.590</b>
6 -	1:09.341	<b>47.504</b>	1:56.845 (2)	67.16	0.133	17:30:09.435

P18 93 R		Nicholas DORAN		MZ ETZ250 - Illuminate Design		
IDEAL LAP TIME : 2:01.936		BEST LAP TIME : 2:02.565		DIFFERENCE : 0.629		
LAP	SECTOR 1	SECTOR 2	LAP TIME	MPH	DIFF	TIME OF DAY
1 -		51.138	2:43.463	48.01	40.898	17:20:17.044
2 -	1:14.076	51.579	2:05.655	62.45	3.090	17:22:22.699
3 -	1:12.346	51.270	2:03.616 (3)	63.48	1.051	17:24:26.315
4 -	1:12.052	50.513	<b>2:02.565 (1)</b>	<b>64.03</b>		<b>17:26:28.880</b>
5 -	1:14.113	<b>50.143</b>	2:04.256	63.16	1.691	17:28:33.136
6 -	<b>1:11.793</b>	51.764	2:03.557 (2)	63.51	0.992	17:30:36.693

P19 8 R		Rich ASKEW		MZ ETZ250 -		
IDEAL LAP TIME : 2:04.181		BEST LAP TIME : 2:04.290		DIFFERENCE : 0.109		
LAP	SECTOR 1	SECTOR 2	LAP TIME	MPH	DIFF	TIME OF DAY
1 -		53.069	2:48.673	46.52	44.383	17:20:22.254
2 -	1:15.712	52.492	2:08.204	61.21	3.914	17:22:30.458
3 -	1:15.583	53.106	2:08.689	60.98	4.399	17:24:39.147
4 -	1:15.715	51.949	2:07.664 (3)	61.47	3.374	17:26:46.811
5 -	1:14.239	<b>50.051</b>	<b>2:04.290 (1)</b>	<b>63.14</b>		<b>17:28:51.101</b>
6 -	<b>1:14.130</b>	51.009	2:05.139 (2)	62.71	0.849	17:30:56.240

P20 63 R		Clive HILLIER		MZ ETZ250 - Satoshi Nakamoto		
IDEAL LAP TIME : 2:04.341		BEST LAP TIME : 2:04.341		DIFFERENCE : 0.000		
LAP	SECTOR 1	SECTOR 2	LAP TIME	MPH	DIFF	TIME OF DAY
1 -		53.189	2:48.319	46.62	43.978	17:20:21.900
2 -	1:14.729	53.378	2:08.107	61.26	3.766	17:22:30.007
3 -	1:15.533	52.982	2:08.515	61.06	4.174	17:24:38.522
4 -	1:14.723	53.221	2:07.944 (3)	61.33	3.603	17:26:46.466
5 -	1:15.078	51.577	2:06.655 (2)	61.96	2.314	17:28:53.121
6 -	<b>1:13.163</b>	<b>51.178</b>	<b>2:04.341 (1)</b>	<b>63.11</b>		<b>17:30:57.462</b>

P21 14		Andy MARKS		MZ ETZ250 - Kingpin Components		
IDEAL LAP TIME : 2:04.849		BEST LAP TIME : 2:04.849		DIFFERENCE : 0.000		
LAP	SECTOR 1	SECTOR 2	LAP TIME	MPH	DIFF	TIME OF DAY
1 -		53.343	2:50.961	45.90	46.112	17:20:24.542
2 -	1:15.037	52.698	2:07.735	61.44	2.886	17:22:32.277
3 -	1:14.593	52.914	2:07.507 (3)	61.55	2.658	17:24:39.784
4 -	1:14.748	53.269	2:08.017	61.30	3.168	17:26:47.801
5 -	1:14.316	52.292	2:06.608 (2)	61.98	1.759	17:28:54.409
6 -	<b>1:13.675</b>	<b>51.174</b>	<b>2:04.849 (1)</b>	<b>62.86</b>		<b>17:30:59.258</b>

# BMCRC - MRO Championships 2022 - Rnd 5 @ Cadwell Park

Illuminate Design 250MZs & Blue Haze GPF

## RACE 15 - SECTOR ANALYSIS



SECTOR 1 = FL to I1, SECTOR 2 = I1 to FL, DIFF = Difference To Personal Best Lap, P = Crossed Finish Line in Pit Lane, D = Time Disallowed

<b>P22 66 R</b>		<b>Graeme LEWIS</b>		MZ ETZ250 -			
IDEAL LAP TIME : 1:57.847		BEST LAP TIME : 1:58.907		DIFFERENCE : 1.060			
LAP	SECTOR 1	SECTOR 2	LAP TIME	MPH	DIFF	TIME OF DAY	
1 -		50.099	2:42.155	48.39	43.248	17:20:15.736	
2 -	1:09.305	51.289	2:00.594 <b>(3)</b>	65.07	1.687	17:22:16.330	
3 -	1:09.739	50.909	2:00.648	65.04	1.741	17:24:16.978	
4 -	<b>1:08.921</b>	50.599	1:59.520 <b>(2)</b>	65.66	0.613	17:26:16.498	
5 -	1:09.981	<b>48.926</b>	<b>1:58.907 (1)</b>	<b>66.00</b>		<b>17:28:15.405</b>	

<b>P23 62 GPF</b>		<b>Ian READ</b>		Suzuki 450 TRIPLE - MiMS Racing			
IDEAL LAP TIME : 2:03.569		BEST LAP TIME : 2:03.873		DIFFERENCE : 0.304			
LAP	SECTOR 1	SECTOR 2	LAP TIME	MPH	DIFF	TIME OF DAY	
1 -		52.698	2:10.898	59.95	7.025	17:19:44.479	
2 -	1:11.923	<b>51.950</b>	<b>2:03.873 (1)</b>	<b>63.35</b>		<b>17:21:48.352</b>	
3 -	<b>1:11.619</b>	52.630	2:04.249 <b>(2)</b>	63.16	0.376	17:23:52.601	
4 -	1:12.481	53.156	2:05.637 <b>(3)</b>	62.46	1.764	17:25:58.238	

# BMCRC - MRO Championships 2022 - Rnd 5 @ Cadwell Park

## Illuminate Design 250MZs & Blue Haze GPF

### RACE 15 - BEST SECTORS

SECTOR 1			SECTOR 2			IDEAL / BEST COMPARISON						
POS	NO	NAME	TIME	NO	NAME	TIME	POS	NO	NAME	IDEAL	BEST	DIFF
									<b>PERFECT LAP</b>	<b>1:42.896</b>		
1	141	ABRAHAM	<b>59.503</b>	141	ABRAHAM	<b>43.393</b>	1	141	ABRAHAM	1:42.896	1:42.896	<b>0.000</b>
2	27	HAYWARD	<b>1:02.079</b>	27	HAYWARD	<b>44.354</b>	2	27	HAYWARD	1:46.433	1:46.532	<b>0.099</b>
3	65	MOXON	<b>1:02.732</b>	110	HAIGH	<b>45.118</b>	3	65	MOXON	1:47.957	1:48.239	<b>0.282</b>
4	110	HAIGH	<b>1:02.882</b>	81	GRANT	<b>45.175</b>	4	110	HAIGH	1:48.000	1:48.612	<b>0.612</b>
5	4	SEATH	<b>1:02.968</b>	65	MOXON	<b>45.225</b>	5	26	LEE	1:48.653	1:49.226	<b>0.573</b>
6	26	LEE	<b>1:03.067</b>	95	ROGERS	<b>45.471</b>	6	4	SEATH	1:49.179	1:49.179	<b>0.000</b>
7	247	HEALEY	<b>1:03.075</b>	26	LEE	<b>45.586</b>	7	247	HEALEY	1:49.186	1:49.186	<b>0.000</b>
8	125	HIGERTY	<b>1:03.606</b>	69	MANN	<b>45.963</b>	8	81	GRANT	1:49.288	1:49.288	<b>0.000</b>
9	81	GRANT	<b>1:04.113</b>	85	WALES	<b>46.020</b>	9	95	ROGERS	1:49.831	1:50.483	<b>0.652</b>
10	95	ROGERS	<b>1:04.360</b>	247	HEALEY	<b>46.111</b>	10	125	HIGERTY	1:50.065	1:50.065	<b>0.000</b>
11	69	MANN	<b>1:04.603</b>	4	SEATH	<b>46.211</b>	11	69	MANN	1:50.566	1:50.711	<b>0.145</b>
12	85	WALES	<b>1:05.114</b>	125	HIGERTY	<b>46.459</b>	12	85	WALES	1:51.134	1:51.626	<b>0.492</b>
13	96	KENT	<b>1:05.652</b>	96	KENT	<b>46.693</b>	13	96	KENT	1:52.345	1:52.427	<b>0.082</b>
14	9	HOWLETT	<b>1:06.753</b>	59	WELTON	<b>47.504</b>	14	9	HOWLETT	1:55.105	1:55.695	<b>0.590</b>
15	56	TURNER	<b>1:08.407</b>	9	HOWLETT	<b>48.352</b>	15	59	WELTON	1:56.626	1:56.712	<b>0.086</b>
16	41	WILLIAMS	<b>1:08.830</b>	41	WILLIAMS	<b>48.892</b>	16	41	WILLIAMS	1:57.722	1:57.722	<b>0.000</b>
17	66	LEWIS	<b>1:08.921</b>	66	LEWIS	<b>48.926</b>	17	66	LEWIS	1:57.847	1:58.907	<b>1.060</b>
18	59	WELTON	<b>1:09.122</b>	56	TURNER	<b>49.748</b>	18	56	TURNER	1:58.155	1:58.155	<b>0.000</b>
19	62	READ	<b>1:11.619</b>	8	ASKEW	<b>50.051</b>	19	93	DORAN	2:01.936	2:02.565	<b>0.629</b>
20	93	DORAN	<b>1:11.793</b>	93	DORAN	<b>50.143</b>	20	62	READ	2:03.569	2:03.873	<b>0.304</b>
21	63	HILLIER	<b>1:13.163</b>	14	MARKS	<b>51.174</b>	21	8	ASKEW	2:04.181	2:04.290	<b>0.109</b>
22	14	MARKS	<b>1:13.675</b>	63	HILLIER	<b>51.178</b>	22	63	HILLIER	2:04.341	2:04.341	<b>0.000</b>
23	8	ASKEW	<b>1:14.130</b>	62	READ	<b>51.950</b>	23	14	MARKS	2:04.849	2:04.849	<b>0.000</b>
24												
25												

# BMCRC - MRO Championships 2022 - Rnd 5 @ Cadwell Park

## Illuminate Design 250MZs & Blue Haze GPF

### RACE 15 - STATISTICS

<b>Competitors Started</b>	24
<b>Planned Start</b>	2022-06-25 @ 17:00:00.000
<b>Actual Start</b>	2022-06-25 @ 17:17:33.580
<b>Finish Time</b>	2022-06-25 @ 17:29:52.096
<b>Track Length</b>	2.1800mi.
<b>Total Laps</b>	148
<b>Total Distance Covered</b>	322.6427mi.

#### Session Fastest Lap History

NO	CL	NAME	LAP TIME	TIME OF DAY	LAP	VEHICLE
141	GPF	David ABRAHAM	1:45.341	17:21:10.674	2	Suzuki RG570
141	GPF	David ABRAHAM	1:44.558	17:22:55.231	3	Suzuki RG570
141	GPF	David ABRAHAM	1:44.352	17:24:39.586	4	Suzuki RG570
141	GPF	David ABRAHAM	1:42.896	17:29:52.121	7	Suzuki RG570

#### Session Leader History

NO	CL	NAME	FROM LAP	LAPS LED	DISTANCE	VEHICLE
141	GPF	David ABRAHAM	1	7	15.26 miles	Suzuki RG570

#### Flag History

TYPE	TIME OF DAY
GREEN	17:17:33.580
FINISH	17:29:52.096

#### Flag Statistics

TYPE	COUNT	TOTAL LAPS	TOTAL TIME
Green	1	7	14:00.585
Red	0	0	0.000
Safety Car	0	0	0.000
FCY	0	0	0.000

# BMCRC - MRO Championships 2022 - Rnd 5 @ Cadwell Park

## Illuminate Design 250MZs & Blue Haze GPF

### RACE 15 - STATISTICS

**CLASS :**

9 Starters

#### Fastest Lap History

NO	NAME	LAP TIME	TIME OF DAY	LAP	VEHICLE
95	Christopher ROGERS	1:50.991	17:21:56.392	2	MZ ETZ250
69	Alexander MANN	1:50.904	17:21:57.112	2	MZ TS 250
95	Christopher ROGERS	1:50.754	17:25:38.934	4	MZ ETZ250
81	Scott GRANT	1:50.419	17:27:29.509	5	MZ ETZ250
81	Scott GRANT	1:49.288	17:31:09.689	7	MZ ETZ250

#### Leader History

NO	NAME	FROM LAP	LAPS LED	DISTANCE	VEHICLE
95	Christopher ROGERS	1	4	8.72 miles	MZ ETZ250
81	Scott GRANT	5	1	2.18 miles	MZ ETZ250
95	Christopher ROGERS	6	1	2.18 miles	MZ ETZ250
81	Scott GRANT	7	1	2.18 miles	MZ ETZ250

# BMCRC - MRO Championships 2022 - Rnd 5 @ Cadwell Park

## Illuminate Design 250MZs & Blue Haze GPF

### RACE 15 - STATISTICS

**CLASS : R**

6 Starters

#### Fastest Lap History

NO	NAME	LAP TIME	TIME OF DAY	LAP	VEHICLE
66	Graeme LEWIS	2:00.594	17:22:16.369	2	MZ ETZ250
59	Andrew WELTON	1:59.691	17:24:17.539	3	MZ ETZ250
59	Andrew WELTON	1:58.374	17:26:15.914	4	MZ ETZ250
59	Andrew WELTON	1:56.712	17:28:12.626	5	MZ ETZ250

#### Leader History

NO	NAME	FROM LAP	LAPS LED	DISTANCE	VEHICLE
66	Graeme LEWIS	1	3	6.54 miles	MZ ETZ250
59	Andrew WELTON	4	3	6.54 miles	MZ ETZ250

# BMCRC - MRO Championships 2022 - Rnd 5 @ Cadwell Park

## Illuminate Design 250MZs & Blue Haze GPF

### RACE 15 - STATISTICS

**CLASS : GPF**

9 Starters

#### Fastest Lap History

NO	NAME	LAP TIME	TIME OF DAY	LAP	VEHICLE
141	David ABRAHAM	1:45.341	17:21:10.674	2	Suzuki RG570
141	David ABRAHAM	1:44.558	17:22:55.231	3	Suzuki RG570
141	David ABRAHAM	1:44.352	17:24:39.586	4	Suzuki RG570
141	David ABRAHAM	1:42.896	17:29:52.121	7	Suzuki RG570

#### Leader History

NO	NAME	FROM LAP	LAPS LED	DISTANCE	VEHICLE
141	David ABRAHAM	1	7	15.26 miles	Suzuki RG570



**BMCRC - MRO Championships 2022 - Rnd 5 @ Cadwell Park**

**Illuminate Design 250MZs & Blue Haze GPF**

**RACE 5 - GRID (9 Laps)**



ROW 11	31	67	Mark BAILEY	32		33							
ROW 10		28	26	Damian LEE	1:49.226	29	125	Steve HIGERTY	1:50.065	30	62	Ian READ	2:03.873
ROW 9	25	110	Mark HAIGH	1:48.612	26	4	James SEATH	1:49.179	27	247	Lee HEALEY	1:49.186	
ROW 8		22	141	David ABRAHAM	1:42.896	23	27	Richard HAYWARD	1:46.532	24	65	Andrew MOXON	1:48.239
ROW 7	19					20				21			
ROW 6		16	46	Steve BRIGDEN		17				18			
ROW 5	13	63	Clive HILLIER	2:04.341	14	13	Gordon RYAN		15	14	Andy MARKS	2:04.849	
ROW 4		10	66	Graeme LEWIS	1:58.907	11	93	Nicholas DORAN	2:02.565	12	8	Rich ASKEW	2:04.290
ROW 3	7	59	Andrew WELTON	1:56.712	8	41	Gary WILLIAMS	1:57.722	9	56	Russell TURNER	1:58.155	
ROW 2		4	85	Andrew WALES	1:51.626	5	96	Chris KENT	1:52.427	6	9	Gary HOWLETT	1:55.695
ROW 1	1	81	Scott GRANT	1:49.288	2	95	Christopher ROGERS	1:50.483	3	69	Alexander MANN	1:50.711	
			<b>Pole</b>										

Cadwell Park: 2.1800 miles

These results are provisional until the conclusion of any judicial and technical matters.

Clerk Of Course :	Stewards :	Timekeeper : Sarah Evans

Results can be found at [www.tsl-timing.com](http://www.tsl-timing.com)

Printed - 17:44 Saturday, 25 June 2022



**BMCRC - MRO Championships 2022 - Rnd 5 @ Cadwell Park**

**Illuminate Design 250MZs & Blue Haze GPF**

**RACE 5 - CLASSIFICATION**



POS	NO	CL	PIC NAME	ENTRY	LAPS	TIME	GAP	DIFF	MPH	BEST	ON
1	81		1 Scott GRANT	MZ ETZ250 - Katie, Mum and Dad	8	14:50.307			70.52	1:49.347	6
2	69		2 Alexander MANN	MZ TS 250 - HS RACING	8	14:57.352	7.045	7.045	69.96	1:50.769	5
3	85		3 Andrew WALES	MZ ETZ 250 - Illuminated Design LTD	8	14:57.695	7.388	0.343	69.93	1:50.244	5
4	141	GPF	1 David ABRAHAM	Suzuki RG570 - Cambridge Motorcycles	8	15:19.026	28.719	21.331	68.31	1:45.411	2
5	110	GPF	2 Mark HAIGH	Aprilia RS250 - Chesterfield CarClinic/The Tuning W	8	15:33.685	43.378	14.659	67.24	1:47.274	8
6	4	GPF	3 James SEATH	Aprilia RS250 - Ovenden Earthmoving	8	15:36.583	46.276	2.898	67.03	1:47.649	8
7	65	GPF	4 Andrew MOXON	Aprilia RS 250 - Vanguard motorsport Uckfield + D/	8	15:44.281	53.974	7.698	66.48	1:47.270	8
8	247	GPF	5 Lee HEALEY	Suzuki VJ22 - Specialised welding and fabrications	8	15:47.024	56.717	2.743	66.29	1:49.290	2
9	26	GPF	6 Damian LEE	Yamaha TZR250 - Leed Autos	8	15:47.304	56.997	0.280	66.27	1:49.414	3
10	59	R	1 Andrew WELTON	MZ ETZ250 - RE/MAX	8	15:47.407	57.100	0.103	66.26	1:56.253	8
11	93	R	2 Nicholas DORAN	MZ ETZ250 - Illuminate Design	8	15:50.961	1:00.654	3.554	66.02	1:56.694	2
12	13	R	3 Gordon RYAN	MZ ETZ250 - Prism Work Psychology	8	16:18.101	1:27.794	27.140	64.19	1:59.558	6
13	66	R	4 Graeme LEWIS	MZ ETZ250 -	8	16:22.337	1:32.030	4.236	63.91	2:00.328	3
14	63	R	5 Clive HILLIER	MZ ETZ250 - Satoshi Nakamoto	8	16:40.114	1:49.807	17.777	62.77	2:02.615	8
15	8	R	6 Rich ASKEW	MZ ETZ250 -	8	16:42.079	1:51.772	1.965	62.65	2:03.623	2
16	14		4 Andy MARKS	MZ ETZ250 - Kingpin Components	8	16:53.467	2:03.160	11.388	61.95	2:04.547	8
17	46		5 Steve BRIGDEN	MZ ETZ250 - Cylera - Healthcare IOT Security	7	15:10.255	1 Lap	1 Lap	60.35	2:08.014	4

**NOT CLASSIFIED**

DNF	95		Christopher ROGERS	MZ ETZ250 - CB Racing	5	9:19.046	3 Laps	2 Laps	70.19	1:49.212	2
DNF	9		Gary HOWLETT	MZ TS250 - HS Racing	4	7:50.644	4 Laps	1 Lap	66.70	1:55.648	2
DNF	56		Russell TURNER	MZ ETZ250 - TT Racing	4	8:15.164	4 Laps	24.520	63.39	2:02.049	3
DNF	75		Pete WOODHALL	-	1	1:58.454	7 Laps	3 Laps	66.25		
DNF	125	GPF	Steve HIGERTY	Yamaha TZR250 - Yellow House/Cambridge MC's	1	2:58.016	7 Laps	59.562	44.08		

**FASTEST LAP**

141	GPF	David ABRAHAM	Suzuki RG570 - Cambridge Motorcycles	2	1:45.411	74.45 mph	119.81 kph
95		Christopher ROGERS	MZ ETZ250 - CB Racing	2	1:49.212	71.86 mph	115.64 kph
59	R	Andrew WELTON	MZ ETZ250 - RE/MAX	8	1:56.253	67.50 mph	108.64 kph

Class - 92.5% of Race Speed = 65.23 mph  
 Class GPF - 92.5% of Race Speed = 63.18 mph  
 Class R - 92.5% of Race Speed = 61.29 mph

Race Distance: 8 Laps / 17.44 miles

Cadwell Park: 2.1800 miles

Weather / Track : Sunny / Dry

These results are provisional until the conclusion of any judicial and technical matters.

Date: 26/06/2022 Start: 11:12 Finish: 11:27

Clerk Of Course :	Stewards :	Timekeeper : Sarah Evans
-------------------	------------	--------------------------

Results can be found at [www.tsl-timing.com](http://www.tsl-timing.com)

Printed - 11:29 Sunday, 26 June 2022



# BMCRC - MRO Championships 2022 - Rnd 5 @ Cadwell Park

## Illuminate Design 250MZs & Blue Haze GPF

### RACE 5 - LAP CHART

#### LAP 1 @ 11:14:11.141

NO	BEHIND	LAP TIME
81		1:56.212
69	1.375	1:57.587
95	1.790	1:58.002
85	2.092	1:58.304
75	2.242	1:58.454
9	6.879	2:03.091
59	7.516	2:03.728
93	7.849	2:04.061
56	11.990	2:08.202
13	12.646	2:08.858
66	13.742	2:09.954
63	14.760	2:10.972
8	15.459	2:11.671
14	18.357	2:14.569
46	21.627	2:17.839
141	55.456	2:51.668
110	57.666	2:53.878
4	58.073	2:54.285
247	59.288	2:55.500
26	59.434	2:55.646
65	1:00.671	2:56.883
125	1:01.804	2:58.016

#### LAP 2 @ 11:16:01.924

NO	BEHIND	LAP TIME
81		1:50.783
95	0.219	1:49.212
69	1.989	1:51.397
85	2.183	1:50.874
9	11.744	1:55.648
59	12.995	1:56.262
93	13.760	1:56.694
13	23.319	2:01.456
56	23.513	2:02.306
66	24.571	2:01.612
63	26.991	2:03.014
8	28.299	2:03.623
14	33.717	2:06.143
46	39.517	2:08.673
141	50.084	1:45.411
110	55.989	1:49.106
4	56.475	1:49.185
247	57.795	1:49.290
26	58.240	1:49.589
65	59.568	1:49.680

#### LAP 3 @ 11:17:52.119

NO	BEHIND	LAP TIME
81		1:50.195
95	0.293	1:50.269
85	2.297	1:50.309
69	3.026	1:51.232
9	17.288	1:55.739
93	20.295	1:56.730
59	20.735	1:57.935
66	34.704	2:00.328
56	35.367	2:02.049
13	36.130	2:03.006
63	41.023	2:04.227
8	42.041	2:03.937
141	46.959	1:47.070
14	49.882	2:06.360

Weather / Track : Sunny / Dry

110	55.946	1:50.152
4	57.057	1:50.777
247	57.185	1:49.585
26	57.459	1:49.414
46	58.452	2:09.130
65	59.554	1:50.181

#### LAP 4 @ 11:19:43.368

NO	BEHIND	LAP TIME
81		1:51.249
95	0.244	1:51.200
85	1.550	1:50.502
69	2.655	1:50.878
9	22.205	1:56.166
93	27.048	1:58.002
59	27.637	1:58.151
141	42.230	1:46.520
66	46.100	2:02.645
56	46.725	2:02.607
13	47.012	2:02.131
110	53.104	1:48.407
4	53.657	1:47.849
63	54.335	2:04.561
8	54.906	2:04.114
247	55.625	1:49.689
26	56.281	1:50.071
65	58.748	1:50.443
14	1:04.786	2:06.153
46	1:15.217	2:08.014

#### LAP 5 @ 11:21:33.902

NO	BEHIND	LAP TIME
81		1:50.534
95	0.073	1:50.363
85	1.260	1:50.244
69	2.890	1:50.769
93	35.441	1:58.927
59	35.927	1:58.824
141	38.764	1:47.068
110	51.384	1:48.814
4	51.737	1:48.614
247	55.869	1:50.778
66	57.011	2:01.445
26	57.488	1:51.741
13	59.024	2:02.546
65	59.178	1:50.964
63	1:08.668	2:04.867
8	1:09.017	2:04.645
14	1:20.113	2:05.861
46	1:33.580	2:08.897

#### LAP 6 @ 11:23:23.249

NO	BEHIND	LAP TIME
81		1:49.347
85	2.774	1:50.861
69	5.370	1:51.827
141	38.637	1:49.220
93	45.643	1:59.549
59	45.826	1:59.246
110	50.495	1:48.458
4	51.395	1:49.005
247	57.849	1:51.327
26	58.368	1:50.227
65	59.100	1:49.269

66	1:08.718	2:01.054
13	1:09.235	1:59.558
8	1:23.611	2:03.941
63	1:26.131	2:06.810
14	1:35.991	2:05.225

#### LAP 7 @ 11:25:13.880

NO	BEHIND	LAP TIME
81		1:50.631
46	1 Lap	2:09.148
85	3.523	1:51.380
69	6.662	1:51.923
141	34.601	1:46.595
110	47.460	1:47.596
4	49.983	1:49.219
59	52.203	1:57.008
93	54.346	1:59.334
247	57.748	1:50.530
65	58.060	1:49.591
26	58.558	1:50.821
13	1:18.584	1:59.980
66	1:20.423	2:02.336
63	1:38.548	2:03.048
8	1:39.209	2:06.229
14	1:49.969	2:04.609

#### LAP 8 @ 11:27:05.236

NO	BEHIND	LAP TIME
81		1:51.356
69	7.045	1:51.739
85	7.388	1:55.221
46	1 Lap	2:08.554
141	28.719	1:45.474
110	43.378	1:47.274
4	46.276	1:47.649
65	53.974	1:47.270
247	56.717	1:50.325
26	56.997	1:49.795
59	57.100	1:56.253
93	1:00.654	1:57.664
13	1:27.794	2:00.566
66	1:32.030	2:02.963
63	1:49.807	2:02.615
8	1:51.772	2:03.919
14	2:03.160	2:04.547

Cadwell Park: 2.1800 miles  
Date: 26/06/2022 Start: 11:12 Finish: 11:27

# BMCRC - MRO Championships 2022 - Rnd 5 @ Cadwell Park

## Illuminate Design 250MZs & Blue Haze GPF

### RACE 5 - SECTOR ANALYSIS



SECTOR 1 = FL to I1, SECTOR 2 = I1 to FL, DIFF = Difference To Personal Best Lap, P = Crossed Finish Line in Pit Lane, D = Time Disallowed

P1 81		Scott GRANT		MZ ETZ250 - Katie, Mum and Dad		
IDEAL LAP TIME : 1:49.347		BEST LAP TIME : 1:49.347		DIFFERENCE : 0.000		
LAP	SECTOR 1	SECTOR 2	LAP TIME	MPH	DIFF	TIME OF DAY
1 -		45.361	1:56.212	67.53	6.865	11:14:11.141
2 -	1:04.908	45.875	1:50.783	70.84	1.436	11:16:01.924
3 -	1:04.815	45.380	1:50.195 (2)	71.21	0.848	11:17:52.119
4 -	1:05.788	45.461	1:51.249	70.54	1.902	11:19:43.368
5 -	1:05.144	45.390	1:50.534 (3)	71.00	1.187	11:21:33.902
6 -	<b>1:04.412</b>	<b>44.935</b>	<b>1:49.347 (1)</b>	<b>71.77</b>		<b>11:23:23.249</b>
7 -	1:04.933	45.698	1:50.631	70.93	1.284	11:25:13.880
8 -	1:05.415	45.941	1:51.356	70.47	2.009	11:27:05.236

P2 69		Alexander MANN		MZ TS 250 - HS RACING		
IDEAL LAP TIME : 1:50.727		BEST LAP TIME : 1:50.769		DIFFERENCE : 0.042		
LAP	SECTOR 1	SECTOR 2	LAP TIME	MPH	DIFF	TIME OF DAY
1 -		46.302	1:57.587	66.74	6.818	11:14:12.516
2 -	1:04.999	46.398	1:51.397	70.45	0.628	11:16:03.913
3 -	1:05.137	46.095	1:51.232 (3)	70.55	0.463	11:17:55.145
4 -	<b>1:04.864</b>	46.014	1:50.878 (2)	70.78	0.109	11:19:46.023
5 -	1:04.906	<b>45.863</b>	<b>1:50.769 (1)</b>	<b>70.85</b>		<b>11:21:36.792</b>
6 -	1:05.232	46.595	1:51.827	70.18	1.058	11:23:28.619
7 -	1:05.532	46.391	1:51.923	70.12	1.154	11:25:20.542
8 -	1:05.407	46.332	1:51.739	70.23	0.970	11:27:12.281

P3 85		Andrew WALES		MZ ETZ 250 - Illuminated Design LTD		
IDEAL LAP TIME : 1:50.013		BEST LAP TIME : 1:50.244		DIFFERENCE : 0.231		
LAP	SECTOR 1	SECTOR 2	LAP TIME	MPH	DIFF	TIME OF DAY
1 -		46.839	1:58.304	66.33	8.060	11:14:13.233
2 -	1:04.492	46.382	1:50.874	70.78	0.630	11:16:04.107
3 -	1:04.497	45.812	1:50.309 (2)	71.14	0.065	11:17:54.416
4 -	1:04.926	<b>45.576</b>	1:50.502 (3)	71.02	0.258	11:19:44.918
5 -	1:04.651	45.593	<b>1:50.244 (1)</b>	<b>71.18</b>		<b>11:21:35.162</b>
6 -	<b>1:04.437</b>	46.424	1:50.861	70.79	0.617	11:23:26.023
7 -	1:05.278	46.102	1:51.380	70.46	1.136	11:25:17.403
8 -	1:09.411	45.810	1:55.221	68.11	4.977	11:27:12.624

P4 141 GPF		David ABRAHAM		Suzuki RG570 - Cambridge Motorcycles		
IDEAL LAP TIME : 1:45.261		BEST LAP TIME : 1:45.411		DIFFERENCE : 0.150		
LAP	SECTOR 1	SECTOR 2	LAP TIME	MPH	DIFF	TIME OF DAY
1 -		44.700	2:51.668	45.71	1:06.257	11:15:06.597
2 -	1:01.090	<b>44.321</b>	<b>1:45.411 (1)</b>	<b>74.45</b>		<b>11:16:52.008</b>
3 -	1:01.681	45.389	1:47.070	73.29	1.659	11:18:39.078
4 -	1:01.601	44.919	1:46.520 (3)	73.67	1.109	11:20:25.598
5 -	1:02.513	44.555	1:47.068	73.29	1.657	11:22:12.666
6 -	1:02.983	46.237	1:49.220	71.85	3.809	11:24:01.886
7 -	1:01.687	44.908	1:46.595	73.62	1.184	11:25:48.481
8 -	<b>1:00.940</b>	44.534	1:45.474 (2)	74.40	0.063	11:27:33.955

P5 110 GPF		Mark HAIGH		Aprilia RS250 - Chesterfield CarClinic/The Tuning Works		
IDEAL LAP TIME : 1:47.231		BEST LAP TIME : 1:47.274		DIFFERENCE : 0.043		
LAP	SECTOR 1	SECTOR 2	LAP TIME	MPH	DIFF	TIME OF DAY
1 -		46.209	2:53.878	45.13	1:06.604	11:15:08.807
2 -	1:03.211	45.895	1:49.106	71.93	1.832	11:16:57.913
3 -	1:03.746	46.406	1:50.152	71.24	2.878	11:18:48.065
4 -	1:02.998	45.409	1:48.407 (3)	72.39	1.133	11:20:36.472
5 -	1:03.590	45.224	1:48.814	72.12	1.540	11:22:25.286
6 -	1:02.875	45.583	1:48.458	72.36	1.184	11:24:13.744
7 -	1:02.475	<b>45.121</b>	1:47.596 (2)	72.94	0.322	11:26:01.340
8 -	<b>1:02.110</b>	45.164	<b>1:47.274 (1)</b>	<b>73.15</b>		<b>11:27:48.614</b>

# BMCRC - MRO Championships 2022 - Rnd 5 @ Cadwell Park

## Illuminate Design 250MZs & Blue Haze GPF

### RACE 5 - SECTOR ANALYSIS



SECTOR 1 = FL to I1, SECTOR 2 = I1 to FL, DIFF = Difference To Personal Best Lap, P = Crossed Finish Line in Pit Lane, D = Time Disallowed

P6		4 GPF		James SEATH		Aprilia RS250 - Ovenden Earthmoving	
IDEAL LAP TIME : 1:47.255		BEST LAP TIME : 1:47.649		DIFFERENCE : 0.394			
LAP	SECTOR 1	SECTOR 2	LAP TIME	MPH	DIFF	TIME OF DAY	
1 -		46.245	2:54.285	45.02	1:06.636	11:15:09.214	
2 -	1:03.188	45.997	1:49.185	71.87	1.536	11:16:58.399	
3 -	1:03.509	47.268	1:50.777	70.84	3.128	11:18:49.176	
4 -	1:02.214	45.635	1:47.849 (2)	72.76	0.200	11:20:37.025	
5 -	1:03.305	45.309	1:48.614 (3)	72.25	0.965	11:22:25.639	
6 -	1:02.756	46.249	1:49.005	71.99	1.356	11:24:14.644	
7 -	1:04.086	<b>45.133</b>	1:49.219	71.85	1.570	11:26:03.863	
8 -	<b>1:02.122</b>	45.527	<b>1:47.649 (1)</b>	<b>72.90</b>		<b>11:27:51.512</b>	

P7		65 GPF		Andrew MOXON		Aprilia RS 250 - Vanguard motorsport Uckfield + DART Motorsp	
IDEAL LAP TIME : 1:47.270		BEST LAP TIME : 1:47.270		DIFFERENCE : 0.000			
LAP	SECTOR 1	SECTOR 2	LAP TIME	MPH	DIFF	TIME OF DAY	
1 -		46.299	2:56.883	44.36	1:09.613	11:15:11.812	
2 -	1:02.666	47.014	1:49.680	71.55	2.410	11:17:01.492	
3 -	1:03.463	46.718	1:50.181	71.22	2.911	11:18:51.673	
4 -	1:04.087	46.356	1:50.443	71.05	3.173	11:20:42.116	
5 -	1:04.889	46.075	1:50.964	70.72	3.694	11:22:33.080	
6 -	1:03.606	45.663	1:49.269 (2)	71.82	1.999	11:24:22.349	
7 -	1:03.148	46.443	1:49.591 (3)	71.61	2.321	11:26:11.940	
8 -	<b>1:02.416</b>	<b>44.854</b>	<b>1:47.270 (1)</b>	<b>73.16</b>		<b>11:27:59.210</b>	

P8		247 GPF		Lee HEALEY		Suzuki VJ22 - Specialised welding and fabrications	
IDEAL LAP TIME : 1:49.290		BEST LAP TIME : 1:49.290		DIFFERENCE : 0.000			
LAP	SECTOR 1	SECTOR 2	LAP TIME	MPH	DIFF	TIME OF DAY	
1 -		46.602	2:55.500	44.71	1:06.210	11:15:10.429	
2 -	<b>1:03.187</b>	<b>46.103</b>	<b>1:49.290 (1)</b>	<b>71.80</b>		<b>11:16:59.719</b>	
3 -	1:03.309	46.276	1:49.585 (2)	71.61	0.295	11:18:49.304	
4 -	1:03.498	46.191	1:49.689 (3)	71.54	0.399	11:20:38.993	
5 -	1:04.019	46.759	1:50.778	70.84	1.488	11:22:29.771	
6 -	1:04.088	47.239	1:51.327	70.49	2.037	11:24:21.098	
7 -	1:04.171	46.359	1:50.530	71.00	1.240	11:26:11.628	
8 -	1:03.591	46.734	1:50.325	71.13	1.035	11:28:01.953	

P9		26 GPF		Damian LEE		Yamaha TZR250 - Leed Autos	
IDEAL LAP TIME : 1:49.149		BEST LAP TIME : 1:49.414		DIFFERENCE : 0.265			
LAP	SECTOR 1	SECTOR 2	LAP TIME	MPH	DIFF	TIME OF DAY	
1 -		46.028	2:55.646	44.68	1:06.232	11:15:10.575	
2 -	<b>1:03.506</b>	46.083	1:49.589 (2)	71.61	0.175	11:17:00.164	
3 -	1:03.771	<b>45.643</b>	<b>1:49.414 (1)</b>	<b>71.72</b>		<b>11:18:49.578</b>	
4 -	1:03.904	46.167	1:50.071	71.30	0.657	11:20:39.649	
5 -	1:04.646	47.095	1:51.741	70.23	2.327	11:22:31.390	
6 -	1:03.930	46.297	1:50.227	71.19	0.813	11:24:21.617	
7 -	1:04.607	46.214	1:50.821	70.81	1.407	11:26:12.438	
8 -	1:03.569	46.226	1:49.795 (3)	71.47	0.381	11:28:02.233	

P10		59 R		Andrew WELTON		MZ ETZ250 - RE/MAX	
IDEAL LAP TIME : 1:56.142		BEST LAP TIME : 1:56.253		DIFFERENCE : 0.111			
LAP	SECTOR 1	SECTOR 2	LAP TIME	MPH	DIFF	TIME OF DAY	
1 -		48.977	2:03.728	63.42	7.475	11:14:18.657	
2 -	<b>1:08.322</b>	47.940	1:56.262 (2)	67.50	0.009	11:16:14.919	
3 -	1:09.286	48.649	1:57.935	66.54	1.682	11:18:12.854	
4 -	1:09.080	49.071	1:58.151	66.42	1.898	11:20:11.005	
5 -	1:09.358	49.466	1:58.824	66.04	2.571	11:22:09.829	
6 -	1:09.600	49.646	1:59.246	65.81	2.993	11:24:09.075	
7 -	1:08.953	48.055	1:57.008 (3)	67.07	0.755	11:26:06.083	
8 -	1:08.433	<b>47.820</b>	<b>1:56.253 (1)</b>	<b>67.50</b>		<b>11:28:02.336</b>	

# BMCRC - MRO Championships 2022 - Rnd 5 @ Cadwell Park

## Illuminate Design 250MZs & Blue Haze GPF

### RACE 5 - SECTOR ANALYSIS



SECTOR 1 = FL to I1, SECTOR 2 = I1 to FL, DIFF = Difference To Personal Best Lap, P = Crossed Finish Line in Pit Lane, D = Time Disallowed

P11 93 R		Nicholas DORAN		MZ ETZ250 - Illuminate Design			
IDEAL LAP TIME : 1:56.343		BEST LAP TIME : 1:56.694		DIFFERENCE : 0.351			
LAP	SECTOR 1	SECTOR 2	LAP TIME	MPH	DIFF	TIME OF DAY	
1 -		48.404	2:04.061	63.25	7.367	11:14:18.990	
2 -	1:08.459	<b>48.235</b>	<b>1:56.694 (1)</b>	<b>67.25</b>		<b>11:16:15.684</b>	
3 -	<b>1:08.108</b>	48.622	1:56.730 (2)	67.23	0.036	11:18:12.414	
4 -	1:09.151	48.851	1:58.002	66.50	1.308	11:20:10.416	
5 -	1:09.431	49.496	1:58.927	65.99	2.233	11:22:09.343	
6 -	1:09.673	49.876	1:59.549	65.64	2.855	11:24:08.892	
7 -	1:10.383	48.951	1:59.334	65.76	2.640	11:26:08.226	
8 -	1:08.256	49.408	1:57.664 (3)	66.69	0.970	11:28:05.890	

P12 13 R		Gordon RYAN		MZ ETZ250 - Prism Work Psychology			
IDEAL LAP TIME : 1:59.289		BEST LAP TIME : 1:59.558		DIFFERENCE : 0.269			
LAP	SECTOR 1	SECTOR 2	LAP TIME	MPH	DIFF	TIME OF DAY	
1 -		50.563	2:08.858	60.90	9.300	11:14:23.787	
2 -	1:10.759	50.697	2:01.456	64.61	1.898	11:16:25.243	
3 -	1:12.275	50.731	2:03.006	63.80	3.448	11:18:28.249	
4 -	1:11.078	51.053	2:02.131	64.25	2.573	11:20:30.380	
5 -	1:12.281	50.265	2:02.546	64.04	2.988	11:22:32.926	
6 -	<b>1:09.682</b>	49.876	<b>1:59.558 (1)</b>	<b>65.64</b>		<b>11:24:32.484</b>	
7 -	1:10.042	49.938	1:59.980 (2)	65.41	0.422	11:26:32.464	
8 -	1:10.959	<b>49.607</b>	2:00.566 (3)	65.09	1.008	11:28:33.030	

P13 66 R		Graeme LEWIS		MZ ETZ250 -			
IDEAL LAP TIME : 2:00.123		BEST LAP TIME : 2:00.328		DIFFERENCE : 0.205			
LAP	SECTOR 1	SECTOR 2	LAP TIME	MPH	DIFF	TIME OF DAY	
1 -		51.093	2:09.954	60.39	9.626	11:14:24.883	
2 -	1:10.810	50.802	2:01.612	64.53	1.284	11:16:26.495	
3 -	<b>1:10.400</b>	49.928	<b>2:00.328 (1)</b>	<b>65.22</b>		<b>11:18:26.823</b>	
4 -	1:11.826	50.819	2:02.645	63.99	2.317	11:20:29.468	
5 -	1:11.722	<b>49.723</b>	2:01.445 (3)	64.62	1.117	11:22:30.913	
6 -	1:10.628	50.426	2:01.054 (2)	64.83	0.726	11:24:31.967	
7 -	1:11.378	50.958	2:02.336	64.15	2.008	11:26:34.303	
8 -	1:12.042	50.921	2:02.963	63.82	2.635	11:28:37.266	

P14 63 R		Clive HILLIER		MZ ETZ250 - Satoshi Nakamoto			
IDEAL LAP TIME : 2:02.615		BEST LAP TIME : 2:02.615		DIFFERENCE : 0.000			
LAP	SECTOR 1	SECTOR 2	LAP TIME	MPH	DIFF	TIME OF DAY	
1 -		50.938	2:10.972	59.92	8.357	11:14:25.901	
2 -	1:11.861	51.153	2:03.014 (2)	63.79	0.399	11:16:28.915	
3 -	1:12.720	51.507	2:04.227	63.17	1.612	11:18:33.142	
4 -	1:12.730	51.831	2:04.561	63.00	1.946	11:20:37.703	
5 -	1:13.685	51.182	2:04.867	62.85	2.252	11:22:42.570	
6 -	1:13.050	53.760	2:06.810	61.88	4.195	11:24:49.380	
7 -	1:11.935	51.113	2:03.048 (3)	63.78	0.433	11:26:52.428	
8 -	<b>1:11.778</b>	<b>50.837</b>	<b>2:02.615 (1)</b>	<b>64.00</b>		<b>11:28:55.043</b>	

P15 8 R		Rich ASKEW		MZ ETZ250 -			
IDEAL LAP TIME : 2:02.476		BEST LAP TIME : 2:03.623		DIFFERENCE : 1.147			
LAP	SECTOR 1	SECTOR 2	LAP TIME	MPH	DIFF	TIME OF DAY	
1 -		51.215	2:11.671	59.60	8.048	11:14:26.600	
2 -	1:13.512	50.111	<b>2:03.623 (1)</b>	<b>63.48</b>		<b>11:16:30.223</b>	
3 -	1:14.341	49.596	2:03.937 (3)	63.32	0.314	11:18:34.160	
4 -	1:13.901	50.213	2:04.114	63.23	0.491	11:20:38.274	
5 -	1:13.664	50.981	2:04.645	62.96	1.022	11:22:42.919	
6 -	<b>1:12.949</b>	50.992	2:03.941	63.32	0.318	11:24:46.860	
7 -	1:14.998	51.231	2:06.229	62.17	2.606	11:26:53.089	
8 -	1:14.392	<b>49.527</b>	2:03.919 (2)	63.33	0.296	11:28:57.008	

# BMCRC - MRO Championships 2022 - Rnd 5 @ Cadwell Park

## Illuminate Design 250MZs & Blue Haze GPF

### RACE 5 - SECTOR ANALYSIS



SECTOR 1 = FL to I1, SECTOR 2 = I1 to FL, DIFF = Difference To Personal Best Lap, P = Crossed Finish Line in Pit Lane, D = Time Disallowed

P16 14		Andy MARKS		MZ ETZ250 - Kingpin Components			
IDEAL LAP TIME : 2:04.317		BEST LAP TIME : 2:04.547		DIFFERENCE : 0.230			
LAP	SECTOR 1	SECTOR 2	LAP TIME	MPH	DIFF	TIME OF DAY	
1 -		52.201	2:14.569	58.31	10.022	11:14:29.498	
2 -	1:14.302	51.841	2:06.143	62.21	1.596	11:16:35.641	
3 -	1:14.286	52.074	2:06.360	62.10	1.813	11:18:42.001	
4 -	1:14.070	52.083	2:06.153	62.21	1.606	11:20:48.154	
5 -	1:14.204	51.657	2:05.861	62.35	1.314	11:22:54.015	
6 -	1:13.629	51.596	2:05.225 (3)	62.67	0.678	11:24:59.240	
7 -	<b>1:13.146</b>	51.463	2:04.609 (2)	62.98	0.062	11:27:03.849	
8 -	1:13.376	<b>51.171</b>	<b>2:04.547 (1)</b>	<b>63.01</b>		<b>11:29:08.396</b>	

P17 46		Steve BRIGDEN		MZ ETZ250 - Cylera - Healthcare IOT Security			
IDEAL LAP TIME : 2:07.770		BEST LAP TIME : 2:08.014		DIFFERENCE : 0.244			
LAP	SECTOR 1	SECTOR 2	LAP TIME	MPH	DIFF	TIME OF DAY	
1 -		53.628	2:17.839	56.93	9.825	11:14:32.768	
2 -	<b>1:14.840</b>	53.833	2:08.673 (3)	60.99	0.659	11:16:41.441	
3 -	1:15.052	54.078	2:09.130	60.77	1.116	11:18:50.571	
4 -	1:14.913	53.101	<b>2:08.014 (1)</b>	<b>61.30</b>		<b>11:20:58.585</b>	
5 -	1:15.317	53.580	2:08.897	60.88	0.883	11:23:07.482	
6 -	1:15.094	54.054	2:09.148	60.76	1.134	11:25:16.630	
7 -	1:15.624	<b>52.930</b>	2:08.554 (2)	61.04	0.540	11:27:25.184	

P18 95		Christopher ROGERS		MZ ETZ250 - CB Racing			
IDEAL LAP TIME : 1:49.125		BEST LAP TIME : 1:49.212		DIFFERENCE : 0.087			
LAP	SECTOR 1	SECTOR 2	LAP TIME	MPH	DIFF	TIME OF DAY	
1 -		46.172	1:58.002	66.50	8.790	11:14:12.931	
2 -	<b>1:03.898</b>	45.314	<b>1:49.212 (1)</b>	<b>71.86</b>		<b>11:16:02.143</b>	
3 -	1:05.042	<b>45.227</b>	1:50.269 (2)	71.17	1.057	11:17:52.412	
4 -	1:05.591	45.609	1:51.200	70.57	1.988	11:19:43.612	
5 -	1:04.999	45.364	1:50.363 (3)	71.11	1.151	11:21:33.975	

P19 9		Gary HOWLETT		MZ TS250 - HS Racing			
IDEAL LAP TIME : 1:54.978		BEST LAP TIME : 1:55.648		DIFFERENCE : 0.670			
LAP	SECTOR 1	SECTOR 2	LAP TIME	MPH	DIFF	TIME OF DAY	
1 -		48.671	2:03.091	63.75	7.443	11:14:18.020	
2 -	1:07.208	48.440	<b>1:55.648 (1)</b>	<b>67.86</b>		<b>11:16:13.668</b>	
3 -	<b>1:07.087</b>	48.652	1:55.739 (2)	67.80	0.091	11:18:09.407	
4 -	1:08.275	<b>47.891</b>	1:56.166 (3)	67.55	0.518	11:20:05.573	

P20 56		Russell TURNER		MZ ETZ250 - TT Racing			
IDEAL LAP TIME : 2:01.790		BEST LAP TIME : 2:02.049		DIFFERENCE : 0.259			
LAP	SECTOR 1	SECTOR 2	LAP TIME	MPH	DIFF	TIME OF DAY	
1 -		<b>50.161</b>	2:08.202	61.21	6.153	11:14:23.131	
2 -	1:12.068	50.238	2:02.306 (2)	64.16	0.257	11:16:25.437	
3 -	1:11.821	50.228	<b>2:02.049 (1)</b>	<b>64.30</b>		<b>11:18:27.486</b>	
4 -	<b>1:11.629</b>	50.978	2:02.607 (3)	64.00	0.558	11:20:30.093	

P21 75		Pete WOODHALL		-			
IDEAL LAP TIME :		BEST LAP TIME :		DIFFERENCE :			
LAP	SECTOR 1	SECTOR 2	LAP TIME	MPH	DIFF	TIME OF DAY	
1 -		<b>46.406</b>	1:58.454	66.25		11:14:13.383	

P22 125 GPF		Steve HIGERTY		Yamaha TZR250 - Yellow House/Cambridge MC's			
IDEAL LAP TIME : 1:55.838		BEST LAP TIME :		DIFFERENCE :			
LAP	SECTOR 1	SECTOR 2	LAP TIME	MPH	DIFF	TIME OF DAY	
1 -		<b>46.603</b>	2:58.016	44.08		11:15:12.945	

# BMCRC - MRO Championships 2022 - Rnd 5 @ Cadwell Park

## Illuminate Design 250MZs & Blue Haze GPF

### RACE 5 - BEST SECTORS

SECTOR 1			SECTOR 2			IDEAL / BEST COMPARISON						
POS	NO	NAME	TIME	NO	NAME	TIME	POS	NO	NAME	IDEAL	BEST	DIFF
									<b>PERFECT LAP</b>	<b>1:45.261</b>		
1	141	ABRAHAM	1:00.940	141	ABRAHAM	44.321	1	141	ABRAHAM	1:45.261	1:45.411	0.150
2	110	HAIGH	1:02.110	65	MOXON	44.854	2	110	HAIGH	1:47.231	1:47.274	0.043
3	4	SEATH	1:02.122	81	GRANT	44.935	3	4	SEATH	1:47.255	1:47.649	0.394
4	65	MOXON	1:02.416	110	HAIGH	45.121	4	65	MOXON	1:47.270	1:47.270	0.000
5	247	HEALEY	1:03.187	4	SEATH	45.133	5	95	ROGERS	1:49.125	1:49.212	0.087
6	26	LEE	1:03.506	95	ROGERS	45.227	6	26	LEE	1:49.149	1:49.414	0.265
7	95	ROGERS	1:03.898	85	WALES	45.576	7	247	HEALEY	1:49.290	1:49.290	0.000
8	81	GRANT	1:04.412	26	LEE	45.643	8	81	GRANT	1:49.347	1:49.347	0.000
9	85	WALES	1:04.437	69	MANN	45.863	9	85	WALES	1:50.013	1:50.244	0.231
10	69	MANN	1:04.864	247	HEALEY	46.103	10	69	MANN	1:50.727	1:50.769	0.042
11	9	HOWLETT	1:07.087	75	WOODHALL	46.406	11	9	HOWLETT	1:54.978	1:55.648	0.670
12	93	DORAN	1:08.108	125	HIGERTY	46.603	12	125	HIGERTY	1:55.838		
13	59	WELTON	1:08.322	59	WELTON	47.820	13	59	WELTON	1:56.142	1:56.253	0.111
14	125	HIGERTY	1:09.235	9	HOWLETT	47.891	14	93	DORAN	1:56.343	1:56.694	0.351
15	13	RYAN	1:09.682	93	DORAN	48.235	15	13	RYAN	1:59.289	1:59.558	0.269
16	66	LEWIS	1:10.400	8	ASKEW	49.527	16	66	LEWIS	2:00.123	2:00.328	0.205
17	56	TURNER	1:11.629	13	RYAN	49.607	17	56	TURNER	2:01.790	2:02.049	0.259
18	63	HILLIER	1:11.778	66	LEWIS	49.723	18	8	ASKEW	2:02.476	2:03.623	1.147
19	8	ASKEW	1:12.949	56	TURNER	50.161	19	63	HILLIER	2:02.615	2:02.615	0.000
20	14	MARKS	1:13.146	63	HILLIER	50.837	20	14	MARKS	2:04.317	2:04.547	0.230
21	46	BRIGDEN	1:14.840	14	MARKS	51.171	21	46	BRIGDEN	2:07.770	2:08.014	0.244
22				46	BRIGDEN	52.930	22	75	WOODHALL			



# BMCRC - MRO Championships 2022 - Rnd 5 @ Cadwell Park

## Illuminate Design 250MZs & Blue Haze GPF

### RACE 5 - STATISTICS

**Competitors Started** 22  
**Planned Start** 2022-06-26 @ 10:50:00.000  
**Actual Start** 2022-06-26 @ 11:12:14.928  
**Finish Time** 2022-06-26 @ 11:27:05.235  
**Track Length** 2.1800mi.  
**Total Laps** 150  
**Total Distance Covered** 327.0028mi.

#### Session Fastest Lap History

NO	CL	NAME	LAP TIME	TIME OF DAY	LAP	VEHICLE
81		Scott GRANT	1:50.783	11:16:01.960	2	MZ ETZ250
95		Christopher ROGERS	1:49.212	11:16:02.175	2	MZ ETZ250
141	GPF	David ABRAHAM	1:45.411	11:16:52.024	2	Suzuki RG570

#### Session Leader History

NO	CL	NAME	FROM LAP	LAPS LED	DISTANCE	VEHICLE
81		Scott GRANT	1	8	17.44 miles	MZ ETZ250

#### Flag History

TYPE	TIME OF DAY
GREEN	11:12:14.928
FINISH	11:27:05.235

#### Flag Statistics

TYPE	COUNT	TOTAL LAPS	TOTAL TIME
Green	1	8	16:58.385
Red	0	0	0.000
Safety Car	0	0	0.000
FCY	0	0	0.000

# BMCRC - MRO Championships 2022 - Rnd 5 @ Cadwell Park

## Illuminate Design 250MZs & Blue Haze GPF

### RACE 5 - STATISTICS

**CLASS :**

9 Starters

#### Fastest Lap History

NO	NAME	LAP TIME	TIME OF DAY	LAP	VEHICLE
81	Scott GRANT	1:50.783	11:16:01.960	2	MZ ETZ250
95	Christopher ROGERS	1:49.212	11:16:02.175	2	MZ ETZ250

#### Leader History

NO	NAME	FROM LAP	LAPS LED	DISTANCE	VEHICLE
81	Scott GRANT	1	8	17.44 miles	MZ ETZ250

# BMCRC - MRO Championships 2022 - Rnd 5 @ Cadwell Park

## Illuminate Design 250MZs & Blue Haze GPF

### RACE 5 - STATISTICS

**CLASS : R**

6 Starters

#### Fastest Lap History

NO	NAME	LAP TIME	TIME OF DAY	LAP	VEHICLE
59	Andrew WELTON	1:56.262	11:16:14.956	2	MZ ETZ250
59	Andrew WELTON	1:56.253	11:28:02.336	8	MZ ETZ250

#### Leader History

NO	NAME	FROM LAP	LAPS LED	DISTANCE	VEHICLE
59	Andrew WELTON	1	2	4.36 miles	MZ ETZ250
93	Nicholas DORAN	3	4	8.72 miles	MZ ETZ250
59	Andrew WELTON	7	2	4.36 miles	MZ ETZ250

# BMCRC - MRO Championships 2022 - Rnd 5 @ Cadwell Park

## Illuminate Design 250MZs & Blue Haze GPF

### RACE 5 - STATISTICS

**CLASS : GPF**

7 Starters

#### Fastest Lap History

NO	NAME	LAP TIME	TIME OF DAY	LAP	VEHICLE
141	David ABRAHAM	1:45.411	11:16:52.024	2	Suzuki RG570

#### Leader History

NO	NAME	FROM LAP	LAPS LED	DISTANCE	VEHICLE
141	David ABRAHAM	1	8	17.44 miles	Suzuki RG570

**BMCRC - MRO Championships 2022 - Rnd 5 @ Cadwell Park**

**Illuminate Design 250MZs & Blue Haze GPF**

**RACE 15 - GRID (8 Laps)**



ROW 11	31	67	Mark BAILEY	32		33							
ROW 10		28	125	Steve HIGERTY	29	27	Richard HAYWARD	30	62	Ian READ			
ROW 9	25	4	James SEATH	1:47.649	26	247	Lee HEALEY	1:49.290	27	26	Damian LEE	1:49.414	
ROW 8		22	141	David ABRAHAM	1:45.411	23	65	Andrew MOXON	1:47.270	24	110	Mark HAIGH	1:47.274
ROW 7	19					20				21			
ROW 6		16	46	Steve BRIGDEN	2:08.014	17	75	Pete WOODHALL		18			
ROW 5	13	8	Rich ASKEW	2:03.623	14	41	Gary WILLIAMS		15	14	Andy MARKS	2:04.547	
ROW 4		10	56	Russell TURNER	2:02.049	11	96	Chris KENT		12	63	Clive HILLIER	2:02.615
ROW 3	7	93	Nicholas DORAN	1:56.694	8	13	Gordon RYAN	1:59.558	9	66	Graeme LEWIS	2:00.328	
ROW 2		4	69	Alexander MANN	1:50.769	5	9	Gary HOWLETT	1:55.648	6	59	Andrew WELTON	1:56.253
ROW 1	1	95	Christopher ROGERS	1:49.212	2	81	Scott GRANT	1:49.347	3	85	Andrew WALES	1:50.244	
			<b>Pole</b>										

Cadwell Park: 2.1800 miles

These results are provisional until the conclusion of any judicial and technical matters.

Clerk Of Course :	Stewards :	Timekeeper : Sarah Evans

Results can be found at [www.tsl-timing.com](http://www.tsl-timing.com)

Printed - 11:37 Sunday, 26 June 2022



**BMCRC - MRO Championships 2022 - Rnd 5 @ Cadwell Park**

**Illuminate Design 250MZs & Blue Haze GPF**



**RACE 15 - CLASSIFICATION**

POS	NO	CL	PIC NAME	ENTRY	LAPS	TIME	GAP	DIFF	MPH	BEST	ON
1	81		1 Scott GRANT	MZ ETZ250 - Katie, Mum and Dad	6	11:12.455			70.02	1:50.792	5
2	85		2 Andrew WALES	MZ ETZ 250 - Illuminated Design LTD	6	11:12.505	0.050	0.050	70.01	1:50.495	4
3	75		3 Pete WOODHALL	-	6	11:15.544	3.089	3.039	69.70	1:50.039	6
4	69		4 Alexander MANN	MZ TS 250 - HS RACING	6	11:16.100	3.645	0.556	69.64	1:50.672	4
5	96		5 Chris KENT	MZ ETZ250 - Powder House Coatings Ltd	6	11:21.626	9.171	5.526	69.08	1:51.392	3
6	95		6 Christopher ROGERS	MZ ETZ250 - CB Racing	6	11:37.864	25.409	16.238	67.47	1:54.580	2
7	9		7 Gary HOWLETT	MZ TS250 - HS Racing	6	11:48.368	35.913	10.504	66.47	1:55.926	3
8	141	GPF	1 David ABRAHAM	Suzuki RG570 - Cambridge Motorcycles	6	11:48.528	36.073	0.160	66.45	1:45.775	6
9	59	R	1 Andrew WELTON	MZ ETZ250 - RE/MAX	6	11:48.779	36.324	0.251	66.43	1:56.421	4
10	110	GPF	2 Mark HAIGH	Aprilia RS250 - Chesterfield CarClinic/The Tuning W	6	12:00.073	47.618	11.294	65.39	1:47.583	2
11	4	GPF	3 James SEATH	Aprilia RS250 - Ovenden Earthmoving	6	12:00.261	47.806	0.188	65.37	1:47.980	6
12	26	GPF	4 Damian LEE	Yamaha TZR250 - Leed Autos	6	12:13.168	1:00.713	12.907	64.22	1:50.216	2
13	66	R	2 Graeme LEWIS	MZ ETZ250 -	6	12:14.002	1:01.547	0.834	64.15	1:59.715	2
14	56		8 Russell TURNER	MZ ETZ250 - TT Racing	6	12:22.137	1:09.682	8.135	63.44	1:59.740	6
15	13	R	3 Gordon RYAN	MZ ETZ250 - Prism Work Psychology	6	12:22.201	1:09.746	0.064	63.44	2:02.173	5
16	247	GPF	5 Lee HEALEY	Suzuki VJ22 - Specialised welding and fabrications	6	12:29.757	1:17.302	7.556	62.80	1:52.004	3
17	8	R	4 Rich ASKEW	MZ ETZ250 -	6	12:30.492	1:18.037	0.735	62.74	2:02.638	6
18	14		9 Andy MARKS	MZ ETZ250 - Kingpin Components	6	12:32.833	1:20.378	2.341	62.54	2:02.589	5
19	46		10 Steve BRIGDEN	MZ ETZ250 - Cylera - Healthcare IOT Security	6	12:59.616	1:47.161	26.783	60.39	2:07.720	2

**NOT CLASSIFIED**

DNF	63	R	Clive HILLIER	MZ ETZ250 - Satoshi Nakamoto	0
-----	----	---	---------------	------------------------------	---

**FASTEST LAP**

141	GPF	David ABRAHAM	Suzuki RG570 - Cambridge Motorcycles	6	1:45.775	74.19 mph	119.40 kph
75		Pete WOODHALL	-	6	1:50.039	71.32 mph	114.77 kph
59	R	Andrew WELTON	MZ ETZ250 - RE/MAX	4	1:56.421	67.41 mph	108.48 kph

Class - 92.5% of Race Speed = 64.76 mph  
 Class GPF - 92.5% of Race Speed = 61.46 mph  
 Class R - 92.5% of Race Speed = 61.44 mph

Race Distance: 6 Laps / 13.08 miles

Cadwell Park: 2.1800 miles

Weather / Track : Bright / Dry

These results are provisional until the conclusion of any judicial and technical matters.

Date: 26/06/2022 Start: 16:33 Finish: 16:44

Clerk Of Course :	Stewards :	Timekeeper : Sarah Evans
-------------------	------------	--------------------------

Results can be found at [www.tsl-timing.com](http://www.tsl-timing.com)

Printed - 16:47 Sunday, 26 June 2022



# BMCRC - MRO Championships 2022 - Rnd 5 @ Cadwell Park

## Illuminate Design 250MZs & Blue Haze GPF

### RACE 15 - LAP CHART

#### LAP 1 @ 16:35:36.698

NO	BEHIND	LAP TIME
85		1:56.954
81	0.060	1:57.014
96	2.796	1:59.750
95	2.830	1:59.784
69	2.926	1:59.880
75	3.306	2:00.260
9	6.617	2:03.571
59	7.335	2:04.289
13	10.027	2:06.981
66	11.102	2:08.056
56	14.647	2:11.601
8	14.735	2:11.689
14	16.147	2:13.101
46	17.373	2:14.327
141	58.626	2:55.580
4	59.689	2:56.643
110	1:00.101	2:57.055
26	1:02.058	2:59.012
247	1:07.940	3:04.894

#### LAP 2 @ 16:37:28.122

NO	BEHIND	LAP TIME
85		1:51.424
81	0.064	1:51.428
69	2.581	1:51.079
96	2.926	1:51.554
75	3.028	1:51.146
95	5.986	1:54.580
9	12.263	1:57.070
59	12.986	1:57.075
66	19.393	1:59.715
13	21.688	2:03.085
8	27.871	2:04.560
56	28.539	2:05.316
14	29.297	2:04.574
46	33.669	2:07.720
141	53.037	1:45.835
110	56.260	1:47.583
4	57.712	1:49.447
26	1:00.850	1:50.216
247	1:08.549	1:52.033

#### LAP 3 @ 16:39:19.702

NO	BEHIND	LAP TIME
81		1:51.516
85	0.172	1:51.752
96	2.738	1:51.392
75	3.197	1:51.749
69	3.347	1:52.346
95	9.304	1:54.898
9	16.609	1:55.926
59	17.862	1:56.456
66	28.398	2:00.585
13	33.870	2:03.762
56	39.626	2:02.667
8	40.230	2:03.939
14	41.852	2:04.135
141	49.405	1:47.948
46	53.234	2:11.145
110	53.549	1:48.869
4	54.908	1:48.776
26	59.559	1:50.289

247 1:08.973 1:52.004

#### LAP 4 @ 16:41:10.369

NO	BEHIND	LAP TIME
85		1:50.495
81	0.151	1:50.818
69	3.352	1:50.672
75	3.981	1:51.451
96	4.736	1:52.665
95	13.989	1:55.352
9	21.975	1:56.033
59	23.616	1:56.421
66	40.283	2:02.552
141	45.281	1:46.543
13	46.319	2:03.116
56	50.108	2:01.149
110	52.141	1:49.259
8	53.418	2:03.855
4	53.577	1:49.336
14	54.726	2:03.541
26	59.114	1:50.222
247	1:12.217	1:53.911
46	1:12.256	2:09.689

8 1:18.037 2:02.638

14 1:20.378 2:04.893

46 1:47.161 2:08.378

#### LAP 5 @ 16:43:01.177

NO	BEHIND	LAP TIME
85		1:50.808
81	0.135	1:50.792
69	3.935	1:51.391
75	4.072	1:50.899
96	5.902	1:51.974
95	18.634	1:55.453
9	28.005	1:56.838
59	29.858	1:57.050
141	41.320	1:46.847
110	50.268	1:48.935
4	50.848	1:48.079
66	51.312	2:01.837
13	57.684	2:02.173
26	59.408	1:51.102
56	1:00.964	2:01.664
8	1:06.421	2:03.811
14	1:06.507	2:02.589
247	1:15.181	1:53.772
46	1:29.805	2:08.357

#### LAP 6 @ 16:44:52.199

NO	BEHIND	LAP TIME
81		1:50.887
85	0.050	1:51.072
75	3.089	1:50.039
69	3.645	1:50.732
96	9.171	1:54.291
95	25.409	1:57.797
9	35.913	1:58.930
141	36.073	1:45.775
59	36.324	1:57.488
110	47.618	1:48.372
4	47.806	1:47.980
26	1:00.713	1:52.327
66	1:01.547	2:01.257
56	1:09.682	1:59.740
13	1:09.746	2:03.084
247	1:17.302	1:53.143

Weather / Track : Bright / Dry

Results can be found at [www.tsl-timing.com](http://www.tsl-timing.com)

Cadwell Park: 2.1800 miles  
Date: 26/06/2022 Start: 16:33 Finish: 16:44

Printed - 16:48 Sunday, 26 June 2022

# BMCRC - MRO Championships 2022 - Rnd 5 @ Cadwell Park

## Illuminate Design 250MZs & Blue Haze GPF

### RACE 15 - SECTOR ANALYSIS



SECTOR 1 = FL to I1, SECTOR 2 = I1 to FL, DIFF = Difference To Personal Best Lap, P = Crossed Finish Line in Pit Lane, D = Time Disallowed

P1 81		Scott GRANT		MZ ETZ250 - Katie, Mum and Dad		
IDEAL LAP TIME : 1:50.489		BEST LAP TIME : 1:50.792		DIFFERENCE : 0.303		
LAP	SECTOR 1	SECTOR 2	LAP TIME	MPH	DIFF	TIME OF DAY
1 -		46.050	1:57.014	67.06	6.222	16:35:36.758
2 -	1:05.427	46.001	1:51.428	70.43	0.636	16:37:28.186
3 -	1:05.647	45.869	1:51.516	70.37	0.724	16:39:19.702
4 -	1:05.422	<b>45.396</b>	1:50.818 (2)	70.81	0.026	16:41:10.520
5 -	<b>1:05.093</b>	45.699	<b>1:50.792 (1)</b>	<b>70.83</b>		<b>16:43:01.312</b>
6 -	1:05.273	45.614	1:50.887 (3)	70.77	0.095	16:44:52.199

P2 85		Andrew WALES		MZ ETZ 250 - Illuminated Design LTD		
IDEAL LAP TIME : 1:50.495		BEST LAP TIME : 1:50.495		DIFFERENCE : 0.000		
LAP	SECTOR 1	SECTOR 2	LAP TIME	MPH	DIFF	TIME OF DAY
1 -		45.794	1:56.954	67.10	6.459	16:35:36.698
2 -	1:05.297	46.127	1:51.424	70.43	0.929	16:37:28.122
3 -	1:06.002	45.750	1:51.752	70.22	1.257	16:39:19.874
4 -	<b>1:04.765</b>	<b>45.730</b>	<b>1:50.495 (1)</b>	<b>71.02</b>		<b>16:41:10.369</b>
5 -	1:05.032	45.776	1:50.808 (2)	70.82	0.313	16:43:01.177
6 -	1:05.201	45.871	1:51.072 (3)	70.65	0.577	16:44:52.249

P3 75		Pete WOODHALL		-		
IDEAL LAP TIME : 1:50.039		BEST LAP TIME : 1:50.039		DIFFERENCE : 0.000		
LAP	SECTOR 1	SECTOR 2	LAP TIME	MPH	DIFF	TIME OF DAY
1 -		46.448	2:00.260	65.25	10.221	16:35:40.004
2 -	1:04.930	46.216	1:51.146 (3)	70.61	1.107	16:37:31.150
3 -	1:05.425	46.324	1:51.749	70.22	1.710	16:39:22.899
4 -	1:05.235	46.216	1:51.451	70.41	1.412	16:41:14.350
5 -	1:04.794	46.105	1:50.899 (2)	70.76	0.860	16:43:05.249
6 -	<b>1:04.331</b>	<b>45.708</b>	<b>1:50.039 (1)</b>	<b>71.32</b>		<b>16:44:55.288</b>

P4 69		Alexander MANN		MZ TS 250 - HS RACING		
IDEAL LAP TIME : 1:50.181		BEST LAP TIME : 1:50.672		DIFFERENCE : 0.491		
LAP	SECTOR 1	SECTOR 2	LAP TIME	MPH	DIFF	TIME OF DAY
1 -		47.030	1:59.880	65.46	9.208	16:35:39.624
2 -	<b>1:04.571</b>	46.508	1:51.079 (3)	70.65	0.407	16:37:30.703
3 -	1:06.258	46.088	1:52.346	69.85	1.674	16:39:23.049
4 -	1:04.803	45.869	<b>1:50.672 (1)</b>	<b>70.91</b>		<b>16:41:13.721</b>
5 -	1:05.162	46.229	1:51.391	70.45	0.719	16:43:05.112
6 -	1:05.122	<b>45.610</b>	1:50.732 (2)	70.87	0.060	16:44:55.844

P5 96		Chris KENT		MZ ETZ250 - Powder House Coatings Ltd		
IDEAL LAP TIME : 1:51.099		BEST LAP TIME : 1:51.392		DIFFERENCE : 0.293		
LAP	SECTOR 1	SECTOR 2	LAP TIME	MPH	DIFF	TIME OF DAY
1 -		47.164	1:59.750	65.53	8.358	16:35:39.494
2 -	<b>1:05.034</b>	46.520	1:51.554 (2)	70.35	0.162	16:37:31.048
3 -	1:05.327	<b>46.065</b>	<b>1:51.392 (1)</b>	<b>70.45</b>		<b>16:39:22.440</b>
4 -	1:06.028	46.637	1:52.665	69.65	1.273	16:41:15.105
5 -	1:05.355	46.619	1:51.974 (3)	70.08	0.582	16:43:07.079
6 -	1:06.740	47.551	1:54.291	68.66	2.899	16:45:01.370

P6 95		Christopher ROGERS		MZ ETZ250 - CB Racing		
IDEAL LAP TIME : 1:53.907		BEST LAP TIME : 1:54.580		DIFFERENCE : 0.673		
LAP	SECTOR 1	SECTOR 2	LAP TIME	MPH	DIFF	TIME OF DAY
1 -		<b>47.376</b>	1:59.784	65.51	5.204	16:35:39.528
2 -	<b>1:06.531</b>	48.049	<b>1:54.580 (1)</b>	<b>68.49</b>		<b>16:37:34.108</b>
3 -	1:07.322	47.576	1:54.898 (2)	68.30	0.318	16:39:29.006
4 -	1:07.186	48.166	1:55.352 (3)	68.03	0.772	16:41:24.358
5 -	1:07.217	48.236	1:55.453	67.97	0.873	16:43:19.811
6 -	1:08.351	49.446	1:57.797	66.62	3.217	16:45:17.608



# BMCRC - MRO Championships 2022 - Rnd 5 @ Cadwell Park

Illuminate Design 250MZs & Blue Haze GPF

## RACE 15 - SECTOR ANALYSIS



SECTOR 1 = FL to I1, SECTOR 2 = I1 to FL, DIFF = Difference To Personal Best Lap, P = Crossed Finish Line in Pit Lane, D = Time Disallowed

P7 9 Gary HOWLETT		MZ TS250 - HS Racing				
IDEAL LAP TIME : 1:55.926		BEST LAP TIME : 1:55.926		DIFFERENCE : 0.000		
LAP	SECTOR 1	SECTOR 2	LAP TIME	MPH	DIFF	TIME OF DAY
1 -		48.492	2:03.571	63.51	7.645	16:35:43.315
2 -	1:08.274	48.796	1:57.070	67.03	1.144	16:37:40.385
3 -	<b>1:07.489</b>	<b>48.437</b>	<b>1:55.926 (1)</b>	<b>67.69</b>		<b>16:39:36.311</b>
4 -	1:07.562	48.471	1:56.033 (2)	67.63	0.107	16:41:32.344
5 -	1:07.893	48.945	1:56.838 (3)	67.17	0.912	16:43:29.182
6 -	1:09.212	49.718	1:58.930	65.98	3.004	16:45:28.112

P8 141 GPF David ABRAHAM		Suzuki RG570 - Cambridge Motorcycles				
IDEAL LAP TIME : 1:45.535		BEST LAP TIME : 1:45.775		DIFFERENCE : 0.240		
LAP	SECTOR 1	SECTOR 2	LAP TIME	MPH	DIFF	TIME OF DAY
1 -		45.056	2:55.580	44.69	1:09.805	16:36:35.324
2 -	<b>1:01.319</b>	44.516	1:45.835 (2)	74.15	0.060	16:38:21.159
3 -	1:02.088	45.860	1:47.948	72.70	2.173	16:40:09.107
4 -	1:01.848	44.695	1:46.543 (3)	73.66	0.768	16:41:55.650
5 -	1:02.067	44.780	1:46.847	73.45	1.072	16:43:42.497
6 -	1:01.559	<b>44.216</b>	<b>1:45.775 (1)</b>	<b>74.19</b>		<b>16:45:28.272</b>

P9 59 R Andrew WELTON		MZ ETZ250 - RE/MAX				
IDEAL LAP TIME : 1:55.704		BEST LAP TIME : 1:56.421		DIFFERENCE : 0.717		
LAP	SECTOR 1	SECTOR 2	LAP TIME	MPH	DIFF	TIME OF DAY
1 -		48.943	2:04.289	63.14	7.868	16:35:44.033
2 -	<b>1:07.854</b>	49.221	1:57.075	67.03	0.654	16:37:41.108
3 -	1:08.312	48.144	1:56.456 (2)	67.39	0.035	16:39:37.564
4 -	1:08.571	<b>47.850</b>	<b>1:56.421 (1)</b>	<b>67.41</b>		<b>16:41:33.985</b>
5 -	1:08.935	48.115	1:57.050 (3)	67.04	0.629	16:43:31.035
6 -	1:08.927	48.561	1:57.488	66.79	1.067	16:45:28.523

P10 110 GPF Mark HAIGH		Aprilia RS250 - Chesterfield CarClinic/The Tuning Works				
IDEAL LAP TIME : 1:47.583		BEST LAP TIME : 1:47.583		DIFFERENCE : 0.000		
LAP	SECTOR 1	SECTOR 2	LAP TIME	MPH	DIFF	TIME OF DAY
1 -		45.400	2:57.055	44.32	1:09.472	16:36:36.799
2 -	<b>1:02.428</b>	<b>45.155</b>	<b>1:47.583 (1)</b>	<b>72.94</b>		<b>16:38:24.382</b>
3 -	1:03.096	45.773	1:48.869 (3)	72.08	1.286	16:40:13.251
4 -	1:02.872	46.387	1:49.259	71.82	1.676	16:42:02.510
5 -	1:03.522	45.413	1:48.935	72.04	1.352	16:43:51.445
6 -	1:03.011	45.361	1:48.372 (2)	72.41	0.789	16:45:39.817

P11 4 GPF James SEATH		Aprilia RS250 - Ovenden Earthmoving				
IDEAL LAP TIME : 1:47.717		BEST LAP TIME : 1:47.980		DIFFERENCE : 0.263		
LAP	SECTOR 1	SECTOR 2	LAP TIME	MPH	DIFF	TIME OF DAY
1 -		45.557	2:56.643	44.42	1:08.663	16:36:36.387
2 -	1:03.464	45.983	1:49.447	71.70	1.467	16:38:25.834
3 -	1:02.863	45.913	1:48.776 (3)	72.14	0.796	16:40:14.610
4 -	1:03.439	45.897	1:49.336	71.77	1.356	16:42:03.946
5 -	1:03.108	<b>44.971</b>	1:48.079 (2)	72.61	0.099	16:43:52.025
6 -	<b>1:02.746</b>	45.234	<b>1:47.980 (1)</b>	<b>72.68</b>		<b>16:45:40.005</b>

P12 26 GPF Damian LEE		Yamaha TZR250 - Leed Autos				
IDEAL LAP TIME : 1:49.995		BEST LAP TIME : 1:50.216		DIFFERENCE : 0.221		
LAP	SECTOR 1	SECTOR 2	LAP TIME	MPH	DIFF	TIME OF DAY
1 -		46.114	2:59.012	43.84	1:08.796	16:36:38.756
2 -	<b>1:04.054</b>	46.162	<b>1:50.216 (1)</b>	<b>71.20</b>		<b>16:38:28.972</b>
3 -	1:04.348	<b>45.941</b>	1:50.289 (3)	71.15	0.073	16:40:19.261
4 -	1:04.247	45.975	1:50.222 (2)	71.20	0.006	16:42:09.483
5 -	1:04.482	46.620	1:51.102	70.63	0.886	16:44:00.585
6 -	1:04.710	47.617	1:52.327	69.86	2.111	16:45:52.912

# BMCRC - MRO Championships 2022 - Rnd 5 @ Cadwell Park

Illuminate Design 250MZs & Blue Haze GPF

## RACE 15 - SECTOR ANALYSIS



SECTOR 1 = FL to I1, SECTOR 2 = I1 to FL, DIFF = Difference To Personal Best Lap, P = Crossed Finish Line in Pit Lane, D = Time Disallowed

P13 66 R		Graeme LEWIS		MZ ETZ250 -		
IDEAL LAP TIME :		BEST LAP TIME : 1:59.715		DIFFERENCE :		
LAP	SECTOR 1	SECTOR 2	LAP TIME	MPH	DIFF	TIME OF DAY
1 -			2:08.056	61.28	8.341	16:35:47.800
2 -			<b>1:59.715 (1)</b>	<b>65.55</b>		<b>16:37:47.515</b>
3 -			2:00.585 (2)	65.08	0.870	16:39:48.100
4 -			2:02.552	64.03	2.837	16:41:50.652
5 -			2:01.837	64.41	2.122	16:43:52.489
6 -			2:01.257 (3)	64.72	1.542	16:45:53.746

P14 56		Russell TURNER		MZ ETZ250 - TT Racing		
IDEAL LAP TIME : 1:59.740		BEST LAP TIME : 1:59.740		DIFFERENCE : 0.000		
LAP	SECTOR 1	SECTOR 2	LAP TIME	MPH	DIFF	TIME OF DAY
1 -		52.100	2:11.601	59.63	11.861	16:35:51.345
2 -	1:13.204	52.112	2:05.316	62.62	5.576	16:37:56.661
3 -	1:12.388	50.279	2:02.667	63.97	2.927	16:39:59.328
4 -	1:10.795	50.354	2:01.149 (2)	64.78	1.409	16:42:00.477
5 -	1:11.383	50.281	2:01.664 (3)	64.50	1.924	16:44:02.141
6 -	<b>1:10.426</b>	<b>49.314</b>	<b>1:59.740 (1)</b>	<b>65.54</b>		<b>16:46:01.881</b>

P15 13 R		Gordon RYAN		MZ ETZ250 - Prism Work Psychology		
IDEAL LAP TIME : 2:01.556		BEST LAP TIME : 2:02.173		DIFFERENCE : 0.617		
LAP	SECTOR 1	SECTOR 2	LAP TIME	MPH	DIFF	TIME OF DAY
1 -		<b>50.197</b>	2:06.981	61.80	4.808	16:35:46.725
2 -	1:12.027	51.058	2:03.085 (3)	63.76	0.912	16:37:49.810
3 -	1:12.826	50.936	2:03.762	63.41	1.589	16:39:53.572
4 -	1:11.972	51.144	2:03.116	63.74	0.943	16:41:56.688
5 -	<b>1:11.359</b>	50.814	<b>2:02.173 (1)</b>	<b>64.23</b>		<b>16:43:58.861</b>
6 -	1:12.435	50.649	2:03.084 (2)	63.76	0.911	16:46:01.945

P16 247 GPF		Lee HEALEY		Suzuki VJ22 - Specialised welding and fabrications		
IDEAL LAP TIME : 1:51.663		BEST LAP TIME : 1:52.004		DIFFERENCE : 0.341		
LAP	SECTOR 1	SECTOR 2	LAP TIME	MPH	DIFF	TIME OF DAY
1 -		47.948	3:04.894	42.44	1:12.890	16:36:44.638
2 -	<b>1:04.622</b>	47.411	1:52.033 (2)	70.05	0.029	16:38:36.671
3 -	1:04.963	<b>47.041</b>	<b>1:52.004 (1)</b>	<b>70.06</b>		<b>16:40:28.675</b>
4 -	1:06.275	47.636	1:53.911	68.89	1.907	16:42:22.586
5 -	1:05.435	48.337	1:53.772	68.98	1.768	16:44:16.358
6 -	1:05.676	47.467	1:53.143 (3)	69.36	1.139	16:46:09.501

P17 8 R		Rich ASKEW		MZ ETZ250 -		
IDEAL LAP TIME : 2:02.283		BEST LAP TIME : 2:02.638		DIFFERENCE : 0.355		
LAP	SECTOR 1	SECTOR 2	LAP TIME	MPH	DIFF	TIME OF DAY
1 -		51.721	2:11.689	59.59	9.051	16:35:51.433
2 -	1:13.575	50.985	2:04.560	63.00	1.922	16:37:55.993
3 -	1:13.892	50.047	2:03.939	63.32	1.301	16:39:59.932
4 -	<b>1:13.230</b>	50.625	2:03.855 (3)	63.36	1.217	16:42:03.787
5 -	1:13.741	50.070	2:03.811 (2)	63.38	1.173	16:44:07.598
6 -	1:13.585	<b>49.053</b>	<b>2:02.638 (1)</b>	<b>63.99</b>		<b>16:46:10.236</b>

P18 14		Andy MARKS		MZ ETZ250 - Kingpin Components		
IDEAL LAP TIME : 2:02.589		BEST LAP TIME : 2:02.589		DIFFERENCE : 0.000		
LAP	SECTOR 1	SECTOR 2	LAP TIME	MPH	DIFF	TIME OF DAY
1 -		52.196	2:13.101	58.96	10.512	16:35:52.845
2 -	1:13.056	51.518	2:04.574	62.99	1.985	16:37:57.419
3 -	1:13.303	50.832	2:04.135 (3)	63.22	1.546	16:40:01.554
4 -	1:12.292	51.249	2:03.541 (2)	63.52	0.952	16:42:05.095
5 -	<b>1:12.093</b>	<b>50.496</b>	<b>2:02.589 (1)</b>	<b>64.01</b>		<b>16:44:07.684</b>
6 -	1:13.916	50.977	2:04.893	62.83	2.304	16:46:12.577

# BMCRC - MRO Championships 2022 - Rnd 5 @ Cadwell Park

## Illuminate Design 250MZs & Blue Haze GPF

### RACE 15 - SECTOR ANALYSIS



SECTOR 1 = FL to I1, SECTOR 2 = I1 to FL, DIFF = Difference To Personal Best Lap, P = Crossed Finish Line in Pit Lane, D = Time Disallowed

P19 46		Steve BRIGDEN		MZ ETZ250 - Cylera - Healthcare IOT Security			
IDEAL LAP TIME : 2:06.530		BEST LAP TIME : 2:07.720		DIFFERENCE : 1.190			
LAP	SECTOR 1	SECTOR 2	LAP TIME	MPH	DIFF	TIME OF DAY	
1 -		<b>52.815</b>	2:14.327	58.42	6.607	16:35:54.071	
<b>2 -</b>	<b>1:13.715</b>	54.005	<b>2:07.720 (1)</b>	<b>61.44</b>		<b>16:38:01.791</b>	
3 -	1:17.152	53.993	2:11.145	59.84	3.425	16:40:12.936	
4 -	1:15.887	53.802	2:09.689	60.51	1.969	16:42:22.625	
5 -	1:15.051	53.306	2:08.357 (2)	61.14	0.637	16:44:30.982	
6 -	1:14.697	53.681	2:08.378 (3)	61.13	0.658	16:46:39.360	

# BMCRC - MRO Championships 2022 - Rnd 5 @ Cadwell Park

## Illuminate Design 250MZs & Blue Haze GPF

### RACE 15 - BEST SECTORS

SECTOR 1			SECTOR 2			IDEAL / BEST COMPARISON						
POS	NO	NAME	TIME	NO	NAME	TIME	POS	NO	NAME	IDEAL	BEST	DIFF
1	141	ABRAHAM	1:01.319	141	ABRAHAM	44.216	1	141	ABRAHAM	1:45.535	1:45.775	0.240
2	110	HAIGH	1:02.428	4	SEATH	44.971	2	110	HAIGH	1:47.583	1:47.583	0.000
3	4	SEATH	1:02.746	110	HAIGH	45.155	3	4	SEATH	1:47.717	1:47.980	0.263
4	26	LEE	1:04.054	81	GRANT	45.396	4	26	LEE	1:49.995	1:50.216	0.221
5	75	WOODHALL	1:04.331	69	MANN	45.610	5	75	WOODHALL	1:50.039	1:50.039	0.000
6	69	MANN	1:04.571	75	WOODHALL	45.708	6	69	MANN	1:50.181	1:50.672	0.491
7	247	HEALEY	1:04.622	85	WALES	45.730	7	81	GRANT	1:50.489	1:50.792	0.303
8	85	WALES	1:04.765	26	LEE	45.941	8	85	WALES	1:50.495	1:50.495	0.000
9	96	KENT	1:05.034	96	KENT	46.065	9	96	KENT	1:51.099	1:51.392	0.293
10	81	GRANT	1:05.093	247	HEALEY	47.041	10	247	HEALEY	1:51.663	1:52.004	0.341
11	95	ROGERS	1:06.531	95	ROGERS	47.376	11	95	ROGERS	1:53.907	1:54.580	0.673
12	9	HOWLETT	1:07.489	59	WELTON	47.850	12	59	WELTON	1:55.704	1:56.421	0.717
13	59	WELTON	1:07.854	9	HOWLETT	48.437	13	9	HOWLETT	1:55.926	1:55.926	0.000
14	56	TURNER	1:10.426	8	ASKEW	49.053	14	56	TURNER	1:59.740	1:59.740	0.000
15	13	RYAN	1:11.359	56	TURNER	49.314	15	13	RYAN	2:01.556	2:02.173	0.617
16	14	MARKS	1:12.093	13	RYAN	50.197	16	8	ASKEW	2:02.283	2:02.638	0.355
17	8	ASKEW	1:13.230	14	MARKS	50.496	17	14	MARKS	2:02.589	2:02.589	0.000
18	46	BRIGDEN	1:13.715	46	BRIGDEN	52.815	18	46	BRIGDEN	2:06.530	2:07.720	1.190
19							19	66	LEWIS		1:59.715	
20												

# BMCRC - MRO Championships 2022 - Rnd 5 @ Cadwell Park

## Illuminate Design 250MZs & Blue Haze GPF

### RACE 15 - STATISTICS

<b>Competitors Started</b>	20
<b>Planned Start</b>	2022-06-26 @ 15:40:00.000
<b>Actual Start</b>	2022-06-26 @ 16:33:39.744
<b>Finish Time</b>	2022-06-26 @ 16:44:52.198
<b>Track Length</b>	2.1800mi.
<b>Total Laps</b>	114
<b>Total Distance Covered</b>	248.5221mi.

#### Session Fastest Lap History

NO	CL	NAME	LAP TIME	TIME OF DAY	LAP	VEHICLE
85		Andrew WALES	1:51.424	16:37:28.158	2	MZ ETZ 250
69		Alexander MANN	1:51.079	16:37:30.740	2	MZ TS 250
141	GPF	David ABRAHAM	1:45.835	16:38:21.176	2	Suzuki RG570
141	GPF	David ABRAHAM	1:45.775	16:45:28.252	6	Suzuki RG570

#### Session Leader History

NO	CL	NAME	FROM LAP	LAPS LED	DISTANCE	VEHICLE
85		Andrew WALES	1	2	4.36 miles	MZ ETZ 250
81		Scott GRANT	3	1	2.18 miles	MZ ETZ250
85		Andrew WALES	4	2	4.36 miles	MZ ETZ 250
81		Scott GRANT	6	1	2.18 miles	MZ ETZ250

#### Flag History

TYPE	TIME OF DAY
GREEN	16:33:39.744
FINISH	16:44:52.198

#### Flag Statistics

TYPE	COUNT	TOTAL LAPS	TOTAL TIME
Green	1	6	13:04.987
Red	0	0	0.000
Safety Car	0	0	0.000
FCY	0	0	0.000

# BMCRC - MRO Championships 2022 - Rnd 5 @ Cadwell Park

## Illuminate Design 250MZs & Blue Haze GPF

### RACE 15 - STATISTICS

**CLASS :**

10 Starters

#### Fastest Lap History

NO	NAME	LAP TIME	TIME OF DAY	LAP	VEHICLE
85	Andrew WALES	1:51.424	16:37:28.158	2	MZ ETZ 250
69	Alexander MANN	1:51.079	16:37:30.740	2	MZ TS 250
85	Andrew WALES	1:50.495	16:41:10.405	4	MZ ETZ 250
75	Pete WOODHALL	1:50.039	16:44:55.323	6	

#### Leader History

NO	NAME	FROM LAP	LAPS LED	DISTANCE	VEHICLE
85	Andrew WALES	1	2	4.36 miles	MZ ETZ 250
81	Scott GRANT	3	1	2.18 miles	MZ ETZ250
85	Andrew WALES	4	2	4.36 miles	MZ ETZ 250
81	Scott GRANT	6	1	2.18 miles	MZ ETZ250

# BMCRC - MRO Championships 2022 - Rnd 5 @ Cadwell Park

## Illuminate Design 250MZs & Blue Haze GPF

### RACE 15 - STATISTICS

CLASS : R

5 Starters

#### Fastest Lap History

NO	NAME	LAP TIME	TIME OF DAY	LAP	VEHICLE
59	Andrew WELTON	1:57.075	16:37:41.147	2	MZ ETZ250
59	Andrew WELTON	1:56.456	16:39:37.602	3	MZ ETZ250
59	Andrew WELTON	1:56.421	16:41:34.023	4	MZ ETZ250

#### Leader History

NO	NAME	FROM LAP	LAPS LED	DISTANCE	VEHICLE
59	Andrew WELTON	1	6	13.08 miles	MZ ETZ250

# BMCRC - MRO Championships 2022 - Rnd 5 @ Cadwell Park

## Illuminate Design 250MZs & Blue Haze GPF

### RACE 15 - STATISTICS

**CLASS : GPF**

5 Starters

#### Fastest Lap History

NO	NAME	LAP TIME	TIME OF DAY	LAP	VEHICLE
141	David ABRAHAM	1:45.835	16:38:21.176	2	Suzuki RG570
141	David ABRAHAM	1:45.775	16:45:28.252	6	Suzuki RG570

#### Leader History

NO	NAME	FROM LAP	LAPS LED	DISTANCE	VEHICLE
141	David ABRAHAM	1	6	13.08 miles	Suzuki RG570





# EDIASIA FORMULA 400 & INTA MOTORCYCLES BLUE HAZE GP



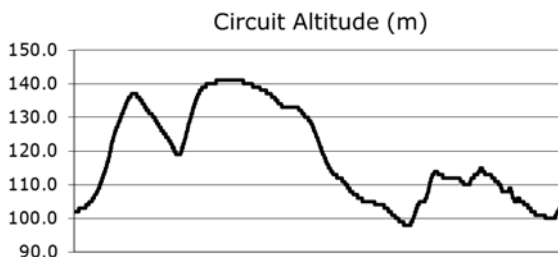
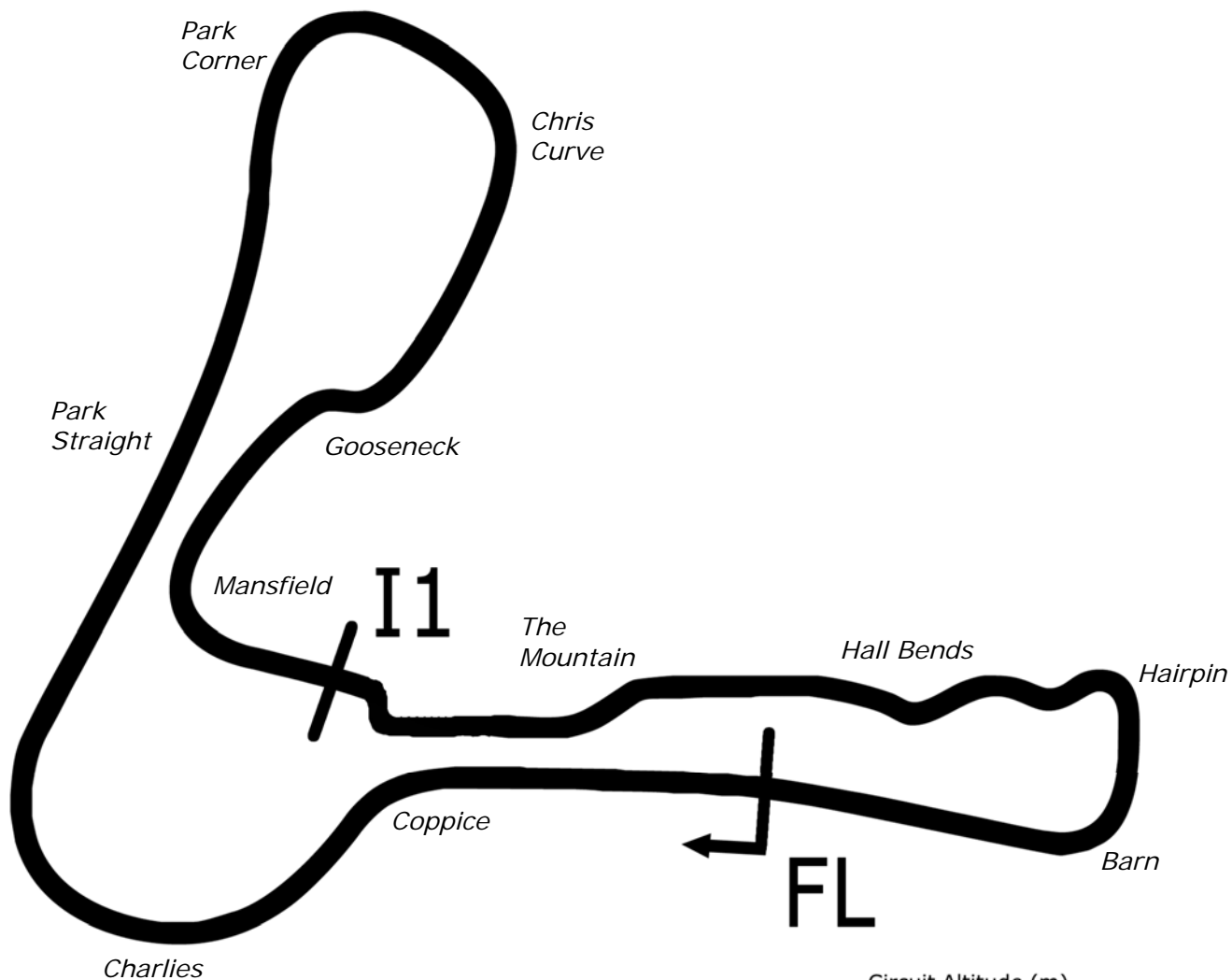
BMCRC-MRO Championships - Round 5  
Cadwell Park  
25<sup>th</sup> / 26<sup>th</sup> June 2022



Timing & Results Provided by Timing Solutions Ltd

[www.tsl-timing.com](http://www.tsl-timing.com)

# Cadwell Park



Length	2.1800 miles	3508.4 m	
FL		53.31024 N	0.05940 W
I1	2330m	53.30708 N	0.06270 W
Pit Entry	3472m	53.31103 N	0.05889 W
Pit Exit	0m after FL	53.31030 N	0.05940 W
Pit Entry-Pit Exit 92m, 6.6s @50kph, 5.5s @60kph			

All results available at [www.tsl-timing.com](http://www.tsl-timing.com)

# BMCRC - MRO Championships 2022 - Rnd 5 @ Cadwell Park

## EDlasia Formula 400 & Blue Haze GP

### QUALIFYING - CLASSIFICATION



POS	NO	CL	PIC NAME	ENTRY	TIME	ON	LAPS	GAP	DIFF	MPH
1	117	GP	1 Stuart HALL	Yamaha TZ250 -	1:40.336	6	6			78.21
2	93	JSS	1 Mikey HARDIE	Kawasaki NINJA 400 (JSS) - 113 Events / Affinity acad	1:41.709	4	7	1.373	1.373	77.16
3	74	JSS	2 Finn SMART-WEEDEN	Kawasaki NINJA 400 (JSS) - Mum and Dad	1:41.799	7	7	1.463	0.090	77.09
4	7	GP	2 Bruce DUNN	Yamaha TZ250 - Bilstein UK	1:42.010	6	6	1.674	0.211	76.93
5	8	GP	3 Phil ATKINSON	Yamaha TZ350 - ROSE MOT/Q Oil Treatments	1:42.625	4	6	2.289	0.615	76.47
6	45		1 Mark THOMPSON	Kawasaki ZXR400 - Flintstone Tyres / David Simon Tur	1:43.761	5	7	3.425	1.136	75.63
7	14	JSS	3 James McMANUS	Kawasaki NINJA 400 (JSS) - Completely motorbikes	1:44.060	4	7	3.724	0.299	75.41
8	1		2 James SEATH	Kawasaki ZXR400 L9 - Ovenden Earthmoving	1:44.521	6	7	4.185	0.461	75.08
9	48		3 Richie WELSH	Yamaha FZR 400 RRRP - EDEN'S BABY EXPERIENC	1:44.536	4	7	4.200	0.015	75.07
10	50	GP	4 Sean MORRISON	Honda RS 250 - Fincham's two strokes	1:44.674	6	7	4.338	0.138	74.97
11	46	GP	5 Frank SWAIN	Honda RS250NX5 -	1:45.239	7	7	4.903	0.565	74.57
12	33	S	1 Carl JOHNSTONE	Yamaha FZR400RR - EDlasia	1:45.719	3	7	5.383	0.480	74.23
13	64	GP	6 Phil ELLIS	Yamaha TZ250 4TW -	1:46.180	3	7	5.844	0.461	73.91
14	65		4 Andrew MOXON	Honda VFR 400 NC30 - Vanguard motorsport Uckfield	1:46.338	7	7	6.002	0.158	73.80
15	29	GP	7 Phil HARVEY	Honda RS250CC - CSC Racing	1:47.111	5	6	6.775	0.773	73.27
16	25	S/R	1 Haydon SMITH	Kawasaki ZXR400 - HI-Precision Engineering Ltd	1:47.376	6	7	7.040	0.265	73.08
17	17		5 Sam HIRST	Kawasaki NINJA - Valley Racing	1:47.460	4	4	7.124	0.084	73.03
18	0	GP	8 Paul TOLAND	Yamaha TZ 250 4TW - Kippers keys	1:48.069	6	7	7.733	0.609	72.62
19	3	GP	9 Tom BARRETT	Honda RS250 - The Two Stroke Workshop	1:48.140	7	7	7.804	0.071	72.57
20	110		6 Mark HAIGH	Aprilia RS250 - Chesterfield CarClinic/The Tuning Work	1:49.924	7	7	9.588	1.784	71.39
21	10		7 Mike BRUNSDON	Kawasaki NINJA 400 - CF Fairford	1:50.843	5	7	10.507	0.919	70.80
22	60	GP	10 Richard HAYWARD	Yamaha TZ250 - Hazel Motors/ Gforce	1:51.092	6	7	10.756	0.249	70.64
23	32		8 Conor MURRAY	Kawasaki NINJA 300 -	1:53.035	7	7	12.699	1.943	69.43
24	15	S	2 Julian DAWE	Honda RVF400 - EM Acoustics	1:54.428	2	7	14.092	1.393	68.58
25	56	R	1 Phil MARSH	Kawasaki ZXR400 -	1:54.918	4	4	14.582	0.490	68.29
26	73	S	3 Colvin TURNER	Yamaha TZR250 -	1:57.753	2	7	17.417	2.835	66.64
27	24	S	4 Harley GODZISZ	Honda NC30 - Kamper Security	1:58.894	5	6	18.558	1.141	66.00
28	156		9 Jack WOLF	-	1:59.276	7	7	18.940	0.382	65.79
29	88	GP	11 George PRINOS	Yamaha TZ250 - KAPPA PLANNING LTD	1:59.584	5	6	19.248	0.308	65.62
30	681	S/R	2 Liam ARMITAGE	Kawasaki ZXR400 - LA KITCHENS	1:59.806	5	5	19.470	0.222	65.50
31	147	GP	12 John HANNAFORD	Yamaha TZ350D -	2:04.505	4	6	24.169	4.699	63.03
32	58		10 Matthew WOOD	Kawasaki NINJA 300 -			0			
33	21	GP	13 Stuart THURTL	Spondon Yamaha TZ250 4TW4 - TeamTortoise Racing			0			

Weather / Track : Cloudy / Dry

These results are provisional until the conclusion of any judicial and technical matters.

Cadwell Park: 2.1800 miles

Date: 25/06/2022 Start: 10:55 Finish: 11:08

Clerk Of Course :	Stewards :	Timekeeper : Sarah Evans
-------------------	------------	--------------------------

Results can be found at [www.tsl-timing.com](http://www.tsl-timing.com)

Printed - 11:24 Saturday, 25 June 2022



# BMCRC - MRO Championships 2022 - Rnd 5 @ Cadwell Park

## EDlasia Formula 400 & Blue Haze GP

### QUALIFYING - SECTOR ANALYSIS



SECTOR 1 = FL to I1, SECTOR 2 = I1 to FL, DIFF = Difference To Personal Best Lap, P = Crossed Finish Line in Pit Lane, D = Time Disallowed

P1 117 GP		Stuart HALL		Yamaha TZ250 -			
IDEAL LAP TIME : 1:40.336		BEST LAP TIME : 1:40.336		DIFFERENCE : 0.000			
LAP	SECTOR 1	SECTOR 2	LAP TIME	MPH	DIFF	TIME OF DAY	
1 -	1:03.770	50.793	1:54.563	68.50	14.227	10:58:53.363	
2 -	59.609	43.752	1:43.361	75.92	3.025	11:00:36.724	
3 -	59.334	43.404	1:42.738 (3)	76.38	2.402	11:02:19.462	
4 -	58.238	42.951	1:41.189 (2)	77.55	0.853	11:04:00.651	
5 -	1:10.603	45.486	1:56.089	67.60	15.753	11:05:56.740	
6 -	<b>58.053</b>	<b>42.283</b>	<b>1:40.336 (1)</b>	<b>78.21</b>		<b>11:07:37.076</b>	

P2 93 JSS		Mikey HARDIE		Kawasaki NINJA 400 (JSS) - 113 Events / Affinity academy			
IDEAL LAP TIME : 1:41.709		BEST LAP TIME : 1:41.709		DIFFERENCE : 0.000			
LAP	SECTOR 1	SECTOR 2	LAP TIME	MPH	DIFF	TIME OF DAY	
1 -	1:03.152	46.103	1:49.255	71.83	7.546	10:58:08.830	
2 -	1:00.825	43.841	1:44.666	74.98	2.957	10:59:53.496	
3 -	59.916	43.074	1:42.990 (2)	76.20	1.281	11:01:36.486	
4 -	<b>59.371</b>	<b>42.338</b>	<b>1:41.709 (1)</b>	<b>77.16</b>		<b>11:03:18.195</b>	
5 -	1:01.670	42.484	1:44.154 (3)	75.35	2.445	11:05:02.349	
6 -	1:01.478	44.500	1:45.978	74.05	4.269	11:06:48.327	
7 -	1:02.323	44.343	1:46.666	73.57	4.957	11:08:34.993	

P3 74 JSS		Finn SMART-WEEDEN		Kawasaki NINJA 400 (JSS) - Mum and Dad			
IDEAL LAP TIME : 1:41.799		BEST LAP TIME : 1:41.799		DIFFERENCE : 0.000			
LAP	SECTOR 1	SECTOR 2	LAP TIME	MPH	DIFF	TIME OF DAY	
1 -	1:05.182	44.667	1:49.849	71.44	8.050	10:58:21.192	
2 -	1:01.286	43.847	1:45.133	74.64	3.334	11:00:06.325	
3 -	1:00.467	42.893	1:43.360 (3)	75.92	1.561	11:01:49.685	
4 -	1:01.741	46.710	1:48.451	72.36	6.652	11:03:38.136	
5 -	59.607	42.541	1:42.148 (2)	76.83	0.349	11:05:20.284	
6 -	1:00.064	46.087	1:46.151	73.93	4.352	11:07:06.435	
7 -	<b>59.418</b>	<b>42.381</b>	<b>1:41.799 (1)</b>	<b>77.09</b>		<b>11:08:48.234</b>	

P4 7 GP		Bruce DUNN		Yamaha TZ250 - Bilstein UK			
IDEAL LAP TIME : 1:41.941		BEST LAP TIME : 1:42.010		DIFFERENCE : 0.069			
LAP	SECTOR 1	SECTOR 2	LAP TIME	MPH	DIFF	TIME OF DAY	
1 -	1:02.828	43.962	1:46.790	73.49	4.780	10:58:22.173	
2 -	1:00.028	43.252	1:43.280	75.98	1.270	11:00:05.453	
3 -	59.256	43.237	1:42.493 (3)	76.57	0.483	11:01:47.946	
4 -	59.728	43.542	1:43.270	75.99	1.260	11:03:31.216	
5 -	<b>58.846</b>	43.341	1:42.187 (2)	76.80	0.177	11:05:13.403	
6 -	58.915	<b>43.095</b>	<b>1:42.010 (1)</b>	<b>76.93</b>		<b>11:06:55.413</b>	

P5 8 GP		Phil ATKINSON		Yamaha TZ350 - ROSE MOT/Q Oil Treatments			
IDEAL LAP TIME : 1:42.315		BEST LAP TIME : 1:42.625		DIFFERENCE : 0.310			
LAP	SECTOR 1	SECTOR 2	LAP TIME	MPH	DIFF	TIME OF DAY	
1 -	1:05.477	46.738	1:52.215	69.93	9.590	10:58:13.242	
2 -	1:01.075	43.777	1:44.852	74.84	2.227	10:59:58.094	
3 -	59.454	43.378	1:42.832 (3)	76.31	0.207	11:01:40.926	
4 -	<b>59.303</b>	43.322	<b>1:42.625 (1)</b>	<b>76.47</b>		<b>11:03:23.551</b>	
5 -	59.794	<b>43.012</b>	1:42.806 (2)	76.33	0.181	11:05:06.357	
6 -	1:00.644	43.161	1:43.805	75.60	1.180	11:06:50.162	

# BMCRC - MRO Championships 2022 - Rnd 5 @ Cadwell Park

## EDlasia Formula 400 & Blue Haze GP

### QUALIFYING - SECTOR ANALYSIS



SECTOR 1 = FL to I1, SECTOR 2 = I1 to FL, DIFF = Difference To Personal Best Lap, P = Crossed Finish Line in Pit Lane, D = Time Disallowed

P6 45		Mark THOMPSON		Kawasaki ZXR400 - Flintstone Tyres / David Simon Tuning			
IDEAL LAP TIME : 1:43.031		BEST LAP TIME : 1:43.761		DIFFERENCE : 0.730			
LAP	SECTOR 1	SECTOR 2	LAP TIME	MPH	DIFF	TIME OF DAY	
1 -	1:05.396	46.692	1:52.088	70.01	8.327	10:58:13.514	
2 -	1:01.896	46.114	1:48.010	72.66	4.249	11:00:01.524	
3 -	1:00.968	43.287	1:44.255 (3)	75.27	0.494	11:01:45.779	
4 -	1:01.567	43.704	1:45.271	74.55	1.510	11:03:31.050	
5 -	1:00.484	<b>43.277</b>	<b>1:43.761 (1)</b>	<b>75.63</b>		<b>11:05:14.811</b>	
6 -	1:00.578	44.017	1:44.595	75.03	0.834	11:06:59.406	
7 -	<b>59.754</b>	44.441	1:44.195 (2)	75.32	0.434	11:08:43.601	

P7 14 JSS		James McMANUS		Kawasaki NINJA 400 (JSS) - Completely motorbikes			
IDEAL LAP TIME : 1:43.948		BEST LAP TIME : 1:44.060		DIFFERENCE : 0.112			
LAP	SECTOR 1	SECTOR 2	LAP TIME	MPH	DIFF	TIME OF DAY	
1 -	1:06.367	45.356	1:51.723	70.24	7.663	10:58:13.285	
2 -	1:01.900	43.702	1:45.602	74.31	1.542	10:59:58.887	
3 -	1:00.540	43.664	1:44.204 (2)	75.31	0.144	11:01:43.091	
4 -	1:00.465	43.595	<b>1:44.060 (1)</b>	<b>75.41</b>		<b>11:03:27.151</b>	
5 -	1:01.087	<b>43.576</b>	1:44.663	74.98	0.603	11:05:11.814	
6 -	1:00.854	43.899	1:44.753	74.91	0.693	11:06:56.567	
7 -	<b>1:00.372</b>	44.285	1:44.657 (3)	74.98	0.597	11:08:41.224	

P8 1		James SEATH		Kawasaki ZXR400 L9 - Ovenden Earthmoving			
IDEAL LAP TIME : 1:44.468		BEST LAP TIME : 1:44.521		DIFFERENCE : 0.053			
LAP	SECTOR 1	SECTOR 2	LAP TIME	MPH	DIFF	TIME OF DAY	
1 -	1:05.437	46.623	1:52.060	70.03	7.539	10:58:46.169	
2 -	1:06.398	44.250	1:50.648	70.92	6.127	11:00:36.817	
3 -	1:00.902	46.802	1:47.704 (3)	72.86	3.183	11:02:24.521	
4 -	1:02.296	46.587	1:48.883	72.07	4.362	11:04:13.404	
5 -	1:00.805	43.719	1:44.524 (2)	75.08	0.003	11:05:57.928	
6 -	<b>1:00.789</b>	43.732	<b>1:44.521 (1)</b>	<b>75.08</b>		<b>11:07:42.449</b>	
7 -	1:04.906	<b>43.679</b>	1:48.585	72.27	4.064	11:09:31.034	

P9 48		Richie WELSH		Yamaha FZR 400 RRPSP - EDEN'S BABY EXPERIENCES/ PETI			
IDEAL LAP TIME : 1:44.413		BEST LAP TIME : 1:44.536		DIFFERENCE : 0.123			
LAP	SECTOR 1	SECTOR 2	LAP TIME	MPH	DIFF	TIME OF DAY	
1 -	1:04.423	45.363	1:49.786	71.48	5.250	10:58:05.880	
2 -	1:02.593	44.180	1:46.773	73.50	2.237	10:59:52.653	
3 -	<b>1:00.627</b>	45.202	1:45.829	74.15	1.293	11:01:38.482	
4 -	1:00.650	43.886	<b>1:44.536 (1)</b>	<b>75.07</b>		<b>11:03:23.018</b>	
5 -	1:00.806	43.858	1:44.664 (2)	74.98	0.128	11:05:07.682	
6 -	1:00.939	<b>43.786</b>	1:44.725 (3)	74.93	0.189	11:06:52.407	
7 -	1:02.012	44.843	1:46.855	73.44	2.319	11:08:39.262	

P10 50 GP		Sean MORRISON		Honda RS 250 - Fincham's two strokes			
IDEAL LAP TIME : 1:43.813		BEST LAP TIME : 1:44.674		DIFFERENCE : 0.861			
LAP	SECTOR 1	SECTOR 2	LAP TIME	MPH	DIFF	TIME OF DAY	
1 -	1:02.926	44.474	1:47.400	73.07	2.726	10:59:06.239	
2 -	1:02.775	46.798	1:49.573	71.62	4.899	11:00:55.812	
3 -	1:01.595	44.791	1:46.386	73.76	1.712	11:02:42.198	
4 -	1:01.695	44.370	1:46.065 (3)	73.99	1.391	11:04:28.263	
5 -	1:04.763	43.657	1:48.420	72.38	3.746	11:06:16.683	
6 -	<b>1:00.596</b>	44.078	<b>1:44.674 (1)</b>	<b>74.97</b>		<b>11:08:01.357</b>	
7 -	1:01.642	<b>43.217</b>	1:44.859 (2)	74.84	0.185	11:09:46.216	

# BMCRC - MRO Championships 2022 - Rnd 5 @ Cadwell Park

## EDlasia Formula 400 & Blue Haze GP

### QUALIFYING - SECTOR ANALYSIS



SECTOR 1 = FL to I1, SECTOR 2 = I1 to FL, DIFF = Difference To Personal Best Lap, P = Crossed Finish Line in Pit Lane, D = Time Disallowed

P11 46 GP		Frank SWAIN		Honda RS250NX5 -			
IDEAL LAP TIME : 1:45.035		BEST LAP TIME : 1:45.239		DIFFERENCE : 0.204			
LAP	SECTOR 1	SECTOR 2	LAP TIME	MPH	DIFF	TIME OF DAY	
1 -	1:05.356	44.807	1:50.163	71.24	4.924	10:59:07.141	
2 -	1:02.081	46.611	1:48.692	72.20	3.453	11:00:55.833	
3 -	1:01.153	45.232	1:46.385	73.77	1.146	11:02:42.218	
4 -	1:01.182	44.884	1:46.066 (3)	73.99	0.827	11:04:28.284	
5 -	1:02.439	44.759	1:47.198	73.21	1.959	11:06:15.482	
6 -	<b>1:00.863</b>	44.776	1:45.639 (2)	74.29	0.400	11:08:01.121	
7 -	1:01.067	<b>44.172</b>	<b>1:45.239 (1)</b>	<b>74.57</b>		<b>11:09:46.360</b>	

P12 33 S		Carl JOHNSTONE		Yamaha FZR400RR - EDlasia			
IDEAL LAP TIME : 1:45.331		BEST LAP TIME : 1:45.719		DIFFERENCE : 0.388			
LAP	SECTOR 1	SECTOR 2	LAP TIME	MPH	DIFF	TIME OF DAY	
1 -	1:03.282	45.760	1:49.042	71.97	3.323	10:58:07.770	
2 -	1:02.272	45.122	1:47.394	73.07	1.675	10:59:55.164	
3 -	1:01.542	<b>44.177</b>	<b>1:45.719 (1)</b>	<b>74.23</b>		<b>11:01:40.883</b>	
4 -	1:01.830	44.235	1:46.065 (3)	73.99	0.346	11:03:26.948	
5 -	1:01.178	45.475	1:46.653	73.58	0.934	11:05:13.601	
6 -	<b>1:01.154</b>	44.579	1:45.733 (2)	74.22	0.014	11:06:59.334	
7 -	1:01.436	45.777	1:47.213	73.20	1.494	11:08:46.547	

P13 64 GP		Phil ELLIS		Yamaha TZ250 4TW -			
IDEAL LAP TIME : 1:45.350		BEST LAP TIME : 1:46.180		DIFFERENCE : 0.830			
LAP	SECTOR 1	SECTOR 2	LAP TIME	MPH	DIFF	TIME OF DAY	
1 -	1:07.128	46.197	1:53.325	69.25	7.145	10:58:18.289	
2 -	<b>1:01.292</b>	45.580	1:46.872	73.43	0.692	11:00:05.161	
3 -	1:02.001	44.179	<b>1:46.180 (1)</b>	<b>73.91</b>		<b>11:01:51.341</b>	
4 -	1:01.465	46.313	1:47.778	72.81	1.598	11:03:39.119	
5 -	1:01.769	44.477	1:46.246 (2)	73.86	0.066	11:05:25.365	
6 -	1:01.980	44.276	1:46.256 (3)	73.85	0.076	11:07:11.621	
7 -	1:02.469	<b>44.058</b>	1:46.527	73.67	0.347	11:08:58.148	

P14 65		Andrew MOXON		Honda VFR 400 NC30 - Vanguard motorsport Uckfield + DART I			
IDEAL LAP TIME : 1:46.026		BEST LAP TIME : 1:46.338		DIFFERENCE : 0.312			
LAP	SECTOR 1	SECTOR 2	LAP TIME	MPH	DIFF	TIME OF DAY	
1 -	1:10.038	47.663	1:57.701	66.67	11.363	10:58:33.061	
2 -	1:03.336	46.294	1:49.630	71.58	3.292	11:00:22.691	
3 -	1:03.124	46.346	1:49.470	71.69	3.132	11:02:12.161	
4 -	1:02.404	45.207	1:47.611	72.92	1.273	11:03:59.772	
5 -	1:02.456	44.428	1:46.884 (3)	73.42	0.546	11:05:46.656	
6 -	<b>1:01.679</b>	44.872	1:46.551 (2)	73.65	0.213	11:07:33.207	
7 -	1:01.991	<b>44.347</b>	<b>1:46.338 (1)</b>	<b>73.80</b>		<b>11:09:19.545</b>	

P15 29 GP		Phil HARVEY		Honda RS250CC - CSC Racing			
IDEAL LAP TIME : 1:47.024		BEST LAP TIME : 1:47.111		DIFFERENCE : 0.087			
LAP	SECTOR 1	SECTOR 2	LAP TIME	MPH	DIFF	TIME OF DAY	
1 -	1:08.920	49.186	1:58.106	66.44	10.995	10:59:34.679	
2 -	1:06.539	47.074	1:53.613	69.07	6.502	11:01:28.292	
3 -	1:03.600	46.029	1:49.629	71.58	2.518	11:03:17.921	
4 -	1:02.432	<b>44.721</b>	1:47.153 (2)	73.24	0.042	11:05:05.074	
5 -	<b>1:02.303</b>	44.808	<b>1:47.111 (1)</b>	<b>73.27</b>		<b>11:06:52.185</b>	
6 -	1:02.870	45.428	1:48.298 (3)	72.46	1.187	11:08:40.483	

# BMCRG - MRO Championships 2022 - Rnd 5 @ Cadwell Park

## EDlasia Formula 400 & Blue Haze GP

### QUALIFYING - SECTOR ANALYSIS



SECTOR 1 = FL to I1, SECTOR 2 = I1 to FL, DIFF = Difference To Personal Best Lap, P = Crossed Finish Line in Pit Lane, D = Time Disallowed

LAP	SECTOR 1	SECTOR 2	LAP TIME	MPH	DIFF	TIME OF DAY
<b>P16 25 S/R Haydon SMITH</b> Kawasaki ZXR400 - HI-Precision Engineering Ltd						
IDEAL LAP TIME : 1:47.376		BEST LAP TIME : 1:47.376		DIFFERENCE : 0.000		
1 -	1:05.864	46.129	1:51.993	70.07	4.617	10:58:25.839
2 -	1:03.746	46.134	1:49.880	71.42	2.504	11:00:15.719
3 -	1:03.335	45.455	1:48.790 (3)	72.13	1.414	11:02:04.509
4 -	1:03.330	45.916	1:49.246	71.83	1.870	11:03:53.755
5 -	1:03.223	45.022	1:48.245 (2)	72.50	0.869	11:05:42.000
6 -	<b>1:02.563</b>	<b>44.813</b>	<b>1:47.376 (1)</b>	<b>73.08</b>		<b>11:07:29.376</b>
7 -	1:03.818	45.251	1:49.069	71.95	1.693	11:09:18.445
<b>P17 17 Sam HIRST</b> Kawasaki NINJA - Valley Racing						
IDEAL LAP TIME : 1:47.460		BEST LAP TIME : 1:47.460		DIFFERENCE : 0.000		
1 -	1:07.813	45.107	1:52.920	69.50	5.460	10:58:28.807
2 -	1:03.546	44.771	1:48.317 (2)	72.45	0.857	11:00:17.124
3 -	1:03.454	44.971	1:48.425 (3)	72.38	0.965	11:02:05.549
4 -	<b>1:02.804</b>	<b>44.656</b>	<b>1:47.460 (1)</b>	<b>73.03</b>		<b>11:03:53.009</b>
<b>P18 0 GP Paul TOLAND</b> Yamaha TZ 250 4TW - Kippers keys						
IDEAL LAP TIME : 1:48.000		BEST LAP TIME : 1:48.069		DIFFERENCE : 0.069		
1 -	1:09.749	48.285	1:58.034	66.48	9.965	10:58:41.367
2 -	1:03.898	46.529	1:50.427	71.07	2.358	11:00:31.794
3 -	1:04.883	47.754	1:52.637	69.67	4.568	11:02:24.431
4 -	1:03.678	46.893	1:50.571	70.97	2.502	11:04:15.002
5 -	1:04.385	45.966	1:50.351 (3)	71.11	2.282	11:06:05.353
6 -	1:02.867	<b>45.202</b>	<b>1:48.069 (1)</b>	<b>72.62</b>		<b>11:07:53.422</b>
7 -	<b>1:02.798</b>	45.443	1:48.241 (2)	72.50	0.172	11:09:41.663
<b>P19 3 GP Tom BARRETT</b> Honda RS250 - The Two Stroke Workshop						
IDEAL LAP TIME : 1:48.140		BEST LAP TIME : 1:48.140		DIFFERENCE : 0.000		
1 -	1:11.222	50.499	2:01.721	64.47	13.581	10:58:43.491
2 -	1:09.833	50.284	2:00.117	65.33	11.977	11:00:43.608
3 -	1:05.413	46.951	1:52.364	69.84	4.224	11:02:35.972
4 -	1:03.801	46.599	1:50.400 (2)	71.08	2.260	11:04:26.372
5 -	1:06.907	47.524	1:54.431	68.58	6.291	11:06:20.803
6 -	1:03.494	46.997	1:50.491 (3)	71.02	2.351	11:08:11.294
7 -	<b>1:01.952</b>	<b>46.188</b>	<b>1:48.140 (1)</b>	<b>72.57</b>		<b>11:09:59.434</b>
<b>P20 110 Mark HAIGH</b> Aprilia RS250 - Chesterfield CarClinic/The Tuning Works						
IDEAL LAP TIME :		BEST LAP TIME : 1:49.924		DIFFERENCE :		
1 -			2:01.388	64.65	11.464	10:59:00.503
2 -			1:55.614	67.88	5.690	11:00:56.117
3 -			1:53.567	69.10	3.643	11:02:49.684
4 -			1:53.547	69.11	3.623	11:04:43.231
5 -			1:51.830 (3)	70.17	1.906	11:06:35.061
6 -			1:51.633 (2)	70.30	1.709	11:08:26.694
7 -			<b>1:49.924 (1)</b>	<b>71.39</b>		<b>11:10:16.618</b>

# BMCRC - MRO Championships 2022 - Rnd 5 @ Cadwell Park

## EDlasia Formula 400 & Blue Haze GP

### QUALIFYING - SECTOR ANALYSIS



SECTOR 1 = FL to I1, SECTOR 2 = I1 to FL, DIFF = Difference To Personal Best Lap, P = Crossed Finish Line in Pit Lane, D = Time Disallowed

P21 10		Mike BRUNSDON		Kawasaki NINJA 400 - CF Fairford			
IDEAL LAP TIME : 1:50.509		BEST LAP TIME : 1:50.843		DIFFERENCE : 0.334			
LAP	SECTOR 1	SECTOR 2	LAP TIME	MPH	DIFF	TIME OF DAY	
1 -	1:09.251	48.188	1:57.439	66.82	6.596	10:58:21.588	
2 -	1:05.195	47.707	1:52.902	69.51	2.059	11:00:14.490	
3 -	1:07.015	46.349	1:53.364	69.22	2.521	11:02:07.854	
4 -	1:05.244	45.882	1:51.126 (3)	70.62	0.283	11:03:58.980	
5 -	<b>1:05.044</b>	45.799	<b>1:50.843 (1)</b>	<b>70.80</b>		<b>11:05:49.823</b>	
6 -	1:05.504	<b>45.465</b>	1:50.969 (2)	70.72	0.126	11:07:40.792	
7 -	1:07.305	49.881	1:57.186	66.97	6.343	11:09:37.978	

P22 60 GP		Richard HAYWARD		Yamaha TZ250 - Hazel Motors/ Gforce			
IDEAL LAP TIME : 1:51.092		BEST LAP TIME : 1:51.092		DIFFERENCE : 0.000			
LAP	SECTOR 1	SECTOR 2	LAP TIME	MPH	DIFF	TIME OF DAY	
1 -	1:10.389	49.488	1:59.877	65.46	8.785	10:58:44.271	
2 -	1:09.303	48.970	1:58.273	66.35	7.181	11:00:42.544	
3 -	1:06.179	47.101	1:53.280	69.28	2.188	11:02:35.824	
4 -	1:05.937	46.644	1:52.581 (2)	69.71	1.489	11:04:28.405	
5 -	1:05.751	47.043	1:52.794 (3)	69.57	1.702	11:06:21.199	
6 -	<b>1:04.636</b>	<b>46.456</b>	<b>1:51.092 (1)</b>	<b>70.64</b>		<b>11:08:12.291</b>	
7 -	1:05.571	49.612	1:55.183	68.13	4.091	11:10:07.474	

P23 32		Conor MURRAY		Kawasaki NINJA 300 -			
IDEAL LAP TIME : 1:52.967		BEST LAP TIME : 1:53.035		DIFFERENCE : 0.068			
LAP	SECTOR 1	SECTOR 2	LAP TIME	MPH	DIFF	TIME OF DAY	
1 -	1:11.452	53.337	2:04.789	62.89	11.754	10:58:47.500	
2 -	1:07.099	51.136	1:58.235	66.37	5.200	11:00:45.735	
3 -	1:09.586	47.593	1:57.179	66.97	4.144	11:02:42.914	
4 -	<b>1:06.316</b>	47.384	1:53.700 (3)	69.02	0.665	11:04:36.614	
5 -	1:06.446	46.780	1:53.226 (2)	69.31	0.191	11:06:29.840	
6 -	1:07.328	48.875	1:56.203	67.53	3.168	11:08:26.043	
7 -	1:06.384	<b>46.651</b>	<b>1:53.035 (1)</b>	<b>69.43</b>		<b>11:10:19.078</b>	

P24 15 S		Julian DAWE		Honda RVF400 - EM Acoustics			
IDEAL LAP TIME : 1:54.423		BEST LAP TIME : 1:54.428		DIFFERENCE : 0.005			
LAP	SECTOR 1	SECTOR 2	LAP TIME	MPH	DIFF	TIME OF DAY	
1 -	1:10.875	48.612	1:59.487	65.68	5.059	10:58:35.593	
2 -	1:06.120	<b>48.308</b>	<b>1:54.428 (1)</b>	<b>68.58</b>		<b>11:00:30.021</b>	
3 -	1:06.141	48.410	1:54.551 (2)	68.51	0.123	11:02:24.572	
4 -	<b>1:06.115</b>	49.748	1:55.863	67.73	1.435	11:04:20.435	
5 -	1:06.587	48.708	1:55.295 (3)	68.06	0.867	11:06:15.730	
6 -	1:06.820	48.938	1:55.758	67.79	1.330	11:08:11.488	
7 -	1:06.133	49.371	1:55.504	67.94	1.076	11:10:06.992	

P25 56 R		Phil MARSH		Kawasaki ZXR400 -			
IDEAL LAP TIME : 1:54.918		BEST LAP TIME : 1:54.918		DIFFERENCE : 0.000			
LAP	SECTOR 1	SECTOR 2	LAP TIME	MPH	DIFF	TIME OF DAY	
1 -	1:12.141	49.182	2:01.323	64.68	6.405	11:02:52.370	
2 -	1:07.726	49.081	1:56.807 (2)	67.18	1.889	11:04:49.177	
3 -	1:09.455	48.053	1:57.508 (3)	66.78	2.590	11:06:46.685	
4 -	<b>1:06.873</b>	<b>48.045</b>	<b>1:54.918 (1)</b>	<b>68.29</b>		<b>11:08:41.603</b>	



# BMCRG - MRO Championships 2022 - Rnd 5 @ Cadwell Park

## EDlasia Formula 400 & Blue Haze GP

### QUALIFYING - SECTOR ANALYSIS



SECTOR 1 = FL to I1, SECTOR 2 = I1 to FL, DIFF = Difference To Personal Best Lap, P = Crossed Finish Line in Pit Lane, D = Time Disallowed

P26		73 S		Colvin TURNER		Yamaha TZR250 -	
IDEAL LAP TIME : 1:56.652		BEST LAP TIME : 1:57.753		DIFFERENCE : 1.101			
LAP	SECTOR 1	SECTOR 2	LAP TIME	MPH	DIFF	TIME OF DAY	
1 -	1:09.595	<b>48.890</b>	1:58.485 (3)	66.23	0.732	10:58:18.379	
2 -	<b>1:07.762</b>	49.991	<b>1:57.753 (1)</b>	<b>66.64</b>		<b>11:00:16.132</b>	
3 -	1:09.179	49.042	1:58.221 (2)	66.38	0.468	11:02:14.353	
4 -	1:10.462	49.428	1:59.890	65.46	2.137	11:04:14.243	
5 -	1:10.880	50.018	2:00.898	64.91	3.145	11:06:15.141	
6 -	1:09.666	49.225	1:58.891	66.01	1.138	11:08:14.032	
7 -	1:11.734	49.444	2:01.178	64.76	3.425	11:10:15.210	

P27		24 S		Harley GODZISZ		Honda NC30 - Kamper Security	
IDEAL LAP TIME : 1:58.314		BEST LAP TIME : 1:58.894		DIFFERENCE : 0.580			
LAP	SECTOR 1	SECTOR 2	LAP TIME	MPH	DIFF	TIME OF DAY	
1 -	1:16.868	52.003	2:08.871	60.89	9.977	10:59:38.607	
2 -	1:12.050	49.765	2:01.815	64.42	2.921	11:01:40.422	
3 -	1:09.989	<b>49.058</b>	1:59.047 (2)	65.92	0.153	11:03:39.469	
4 -	1:09.914	49.534	1:59.448 (3)	65.70	0.554	11:05:38.917	
5 -	<b>1:09.256</b>	49.638	<b>1:58.894 (1)</b>	<b>66.00</b>		<b>11:07:37.811</b>	
6 -	1:10.146	49.321	1:59.467	65.69	0.573	11:09:37.278	

P28		156		Jack WOLF		-	
IDEAL LAP TIME : 1:59.276		BEST LAP TIME : 1:59.276		DIFFERENCE : 0.000			
LAP	SECTOR 1	SECTOR 2	LAP TIME	MPH	DIFF	TIME OF DAY	
1 -	1:12.196	51.120	2:03.316	63.64	4.040	10:58:22.450	
2 -	1:09.967	50.858	2:00.825	64.95	1.549	11:00:23.275	
3 -	1:10.544	50.276	2:00.820 (3)	64.95	1.544	11:02:24.095	
4 -	1:10.811	50.549	2:01.360	64.66	2.084	11:04:25.455	
5 -	1:10.836	49.928	2:00.764 (2)	64.98	1.488	11:06:26.219	
6 -	1:10.888	50.065	2:00.953	64.88	1.677	11:08:27.172	
7 -	<b>1:09.844</b>	<b>49.432</b>	<b>1:59.276 (1)</b>	<b>65.79</b>		<b>11:10:26.448</b>	

P29		88 GP		George PRINOS		Yamaha TZ250 - KAPPA PLANNING LTD	
IDEAL LAP TIME : 1:59.126		BEST LAP TIME : 1:59.584		DIFFERENCE : 0.458			
LAP	SECTOR 1	SECTOR 2	LAP TIME	MPH	DIFF	TIME OF DAY	
1 -	1:19.641	53.434	2:13.075	58.97	13.491	10:58:41.222	
2 -	1:11.360	53.521	2:04.881	62.84	5.297	11:00:46.103	
3 -	1:10.916	50.288	2:01.204	64.75	1.620	11:02:47.307	
4 -	1:10.594	50.375	2:00.969 (3)	64.87	1.385	11:04:48.276	
5 -	1:09.607	<b>49.977</b>	<b>1:59.584 (1)</b>	<b>65.62</b>		<b>11:06:47.860</b>	
6 -	<b>1:09.149</b>	50.650	1:59.799 (2)	65.51	0.215	11:08:47.659	

P30		681 S/R		Liam ARMITAGE		Kawasaki ZXR400 - LA KITCHENS	
IDEAL LAP TIME :		BEST LAP TIME : 1:59.806		DIFFERENCE :			
LAP	SECTOR 1	SECTOR 2	LAP TIME	MPH	DIFF	TIME OF DAY	
1 -			2:05.072	62.74	5.266	11:01:00.848	
2 -			2:00.664 (2)	65.04	0.858	11:03:01.512	
3 -			2:01.447 (3)	64.62	1.641	11:05:02.959	
4 -			2:03.658	63.46	3.852	11:07:06.617	
5 -			<b>1:59.806 (1)</b>	<b>65.50</b>		<b>11:09:06.423</b>	

# BMCRC - MRO Championships 2022 - Rnd 5 @ Cadwell Park

## EDlasia Formula 400 & Blue Haze GP

### QUALIFYING - SECTOR ANALYSIS



SECTOR 1 = FL to I1, SECTOR 2 = I1 to FL, DIFF = Difference To Personal Best Lap, P = Crossed Finish Line in Pit Lane, D = Time Disallowed

<b>P31 147 GP</b>		<b>John HANNAFORD</b>		Yamaha TZ350D -			
IDEAL LAP TIME : 2:03.820		BEST LAP TIME : 2:04.505		DIFFERENCE : 0.685			
LAP	SECTOR 1	SECTOR 2	LAP TIME	MPH	DIFF	TIME OF DAY	
1 -	1:21.072	56.575	2:17.647	57.01	13.142	11:00:08.528	
2 -	1:13.354	<b>51.605</b>	2:04.959 <b>(3)</b>	62.80	0.454	11:02:13.487	
3 -	1:12.990	54.438	2:07.428	61.58	2.923	11:04:20.915	
<b>4 -</b>	1:12.248	52.257	<b>2:04.505 (1)</b>	<b>63.03</b>		<b>11:06:25.420</b>	
5 -	1:14.164	51.870	2:06.034	62.26	1.529	11:08:31.454	
6 -	<b>1:12.215</b>	52.467	2:04.682 <b>(2)</b>	62.94	0.177	11:10:36.136	

# BMCRC - MRO Championships 2022 - Rnd 5 @ Cadwell Park

## EDlasia Formula 400 & Blue Haze GP

### QUALIFYING - BEST SECTORS

SECTOR 1			SECTOR 2			IDEAL / BEST COMPARISON						
POS	NO	NAME	TIME	NO	NAME	TIME	POS	NO	NAME	IDEAL	BEST	DIFF
									<b>PERFECT LAP</b>	<b>1:40.336</b>		
1	117	HALL	<b>58.053</b>	117	HALL	<b>42.283</b>	1	117	HALL	1:40.336	1:40.336	<b>0.000</b>
2	7	DUNN	<b>58.846</b>	93	HARDIE	<b>42.338</b>	2	93	HARDIE	1:41.709	1:41.709	<b>0.000</b>
3	8	ATKINSON	<b>59.303</b>	74	SMART-WEEDEN	<b>42.381</b>	3	74	SMART-WEEDEN	1:41.799	1:41.799	<b>0.000</b>
4	93	HARDIE	<b>59.371</b>	8	ATKINSON	<b>43.012</b>	4	7	DUNN	1:41.941	1:42.010	<b>0.069</b>
5	74	SMART-WEEDEN	<b>59.418</b>	7	DUNN	<b>43.095</b>	5	8	ATKINSON	1:42.315	1:42.625	<b>0.310</b>
6	45	THOMPSON	<b>59.754</b>	50	MORRISON	<b>43.217</b>	6	45	THOMPSON	1:43.031	1:43.761	<b>0.730</b>
7	14	McMANUS	<b>1:00.372</b>	45	THOMPSON	<b>43.277</b>	7	50	MORRISON	1:43.813	1:44.674	<b>0.861</b>
8	50	MORRISON	<b>1:00.596</b>	14	McMANUS	<b>43.576</b>	8	14	McMANUS	1:43.948	1:44.060	<b>0.112</b>
9	48	WELSH	<b>1:00.627</b>	1	SEATH	<b>43.679</b>	9	48	WELSH	1:44.413	1:44.536	<b>0.123</b>
10	1	SEATH	<b>1:00.789</b>	48	WELSH	<b>43.786</b>	10	1	SEATH	1:44.468	1:44.521	<b>0.053</b>
11	46	SWAIN	<b>1:00.863</b>	64	ELLIS	<b>44.058</b>	11	46	SWAIN	1:45.035	1:45.239	<b>0.204</b>
12	33	JOHNSTONE	<b>1:01.154</b>	46	SWAIN	<b>44.172</b>	12	33	JOHNSTONE	1:45.331	1:45.719	<b>0.388</b>
13	64	ELLIS	<b>1:01.292</b>	33	JOHNSTONE	<b>44.177</b>	13	64	ELLIS	1:45.350	1:46.180	<b>0.830</b>
14	65	MOXON	<b>1:01.679</b>	65	MOXON	<b>44.347</b>	14	65	MOXON	1:46.026	1:46.338	<b>0.312</b>
15	3	BARRETT	<b>1:01.952</b>	17	HIRST	<b>44.656</b>	15	29	HARVEY	1:47.024	1:47.111	<b>0.087</b>
16	29	HARVEY	<b>1:02.303</b>	29	HARVEY	<b>44.721</b>	16	25	SMITH	1:47.376	1:47.376	<b>0.000</b>
17	25	SMITH	<b>1:02.563</b>	25	SMITH	<b>44.813</b>	17	17	HIRST	1:47.460	1:47.460	<b>0.000</b>
18	0	TOLAND	<b>1:02.798</b>	0	TOLAND	<b>45.202</b>	18	0	TOLAND	1:48.000	1:48.069	<b>0.069</b>
19	17	HIRST	<b>1:02.804</b>	10	BRUNSDON	<b>45.465</b>	19	3	BARRETT	1:48.140	1:48.140	<b>0.000</b>
20	60	HAYWARD	<b>1:04.636</b>	3	BARRETT	<b>46.188</b>	20	10	BRUNSDON	1:50.509	1:50.843	<b>0.334</b>
21	10	BRUNSDON	<b>1:05.044</b>	60	HAYWARD	<b>46.456</b>	21	60	HAYWARD	1:51.092	1:51.092	<b>0.000</b>
22	15	DAWE	<b>1:06.115</b>	32	MURRAY	<b>46.651</b>	22	32	MURRAY	1:52.967	1:53.035	<b>0.068</b>
23	32	MURRAY	<b>1:06.316</b>	56	MARSH	<b>48.045</b>	23	15	DAWE	1:54.423	1:54.428	<b>0.005</b>
24	56	MARSH	<b>1:06.873</b>	15	DAWE	<b>48.308</b>	24	56	MARSH	1:54.918	1:54.918	<b>0.000</b>
25	73	TURNER	<b>1:07.762</b>	73	TURNER	<b>48.890</b>	25	73	TURNER	1:56.652	1:57.753	<b>1.101</b>
26	88	PRINOS	<b>1:09.149</b>	24	GODZISZ	<b>49.058</b>	26	24	GODZISZ	1:58.314	1:58.894	<b>0.580</b>
27	24	GODZISZ	<b>1:09.256</b>	156	WOLF	<b>49.432</b>	27	88	PRINOS	1:59.126	1:59.584	<b>0.458</b>
28	156	WOLF	<b>1:09.844</b>	88	PRINOS	<b>49.977</b>	28	156	WOLF	1:59.276	1:59.276	<b>0.000</b>
29	21	THURTL	<b>1:11.311</b>	147	HANNAFORD	<b>51.605</b>	29	147	HANNAFORD	2:03.820	2:04.505	<b>0.685</b>
30	147	HANNAFORD	<b>1:12.215</b>				30	110	HAIGH		1:49.924	
31							31	681	ARMITAGE		1:59.806	
32												
33												

# BMCRC - MRO Championships 2022 - Rnd 5 @ Cadwell Park

## EDlasia Formula 400 & Blue Haze GP

### QUALIFYING - STATISTICS

<b>Competitors Started</b>	33
<b>Planned Start</b>	2022-06-25 @ 10:59:00.000
<b>Actual Start</b>	2022-06-25 @ 10:55:38.771
<b>Finish Time</b>	2022-06-25 @ 11:08:34.992
<b>Track Length</b>	2.1800mi.
<b>Total Laps</b>	202
<b>Total Distance Covered</b>	440.3637mi.

### Session Fastest Lap History

NO	CL	NAME	LAP TIME	TIME OF DAY	LAP	VEHICLE
48		Richie WELSH	1:49.786	10:58:05.895	1	Yamaha FZR 400 RRSP
33	S	Carl JOHNSTONE	1:49.042	10:58:07.786	1	Yamaha FZR400RR
7	GP	Bruce DUNN	1:46.790	10:58:22.176	1	Yamaha TZ250
48		Richie WELSH	1:46.773	10:59:52.667	2	Yamaha FZR 400 RRSP
93	JSS	Mikey HARDIE	1:44.666	10:59:53.535	2	Kawasaki NINJA 400 (JSS)
7	GP	Bruce DUNN	1:43.280	11:00:05.457	2	Yamaha TZ250
93	JSS	Mikey HARDIE	1:42.990	11:01:36.525	3	Kawasaki NINJA 400 (JSS)
8	GP	Phil ATKINSON	1:42.832	11:01:40.926	3	Yamaha TZ350
7	GP	Bruce DUNN	1:42.493	11:01:47.948	3	Yamaha TZ250
93	JSS	Mikey HARDIE	1:41.709	11:03:18.234	4	Kawasaki NINJA 400 (JSS)
117	GP	Stuart HALL	1:41.189	11:04:00.662	4	Yamaha TZ250
117	GP	Stuart HALL	1:40.336	11:07:37.087	6	Yamaha TZ250

### Flag History

TYPE	TIME OF DAY
GREEN	10:55:38.771
FINISH	11:08:34.992

### Flag Statistics

TYPE	COUNT	TOTAL LAPS	TOTAL TIME
Green	1	7	15:09.306
Red	0	0	0.000
Safety Car	0	0	0.000
FCY	0	0	0.000

# BMCRC - MRO Championships 2022 - Rnd 5 @ Cadwell Park

## EDlasia Formula 400 & Blue Haze GP

### QUALIFYING - STATISTICS

CLASS : GP

13 Starters

#### Fastest Lap History

NO	NAME	LAP TIME	TIME OF DAY	LAP	VEHICLE
8	Phil ATKINSON	1:52.215	10:58:13.251	1	Yamaha TZ350
7	Bruce DUNN	1:46.790	10:58:22.176	1	Yamaha TZ250
8	Phil ATKINSON	1:44.852	10:59:58.103	2	Yamaha TZ350
7	Bruce DUNN	1:43.280	11:00:05.457	2	Yamaha TZ250
8	Phil ATKINSON	1:42.832	11:01:40.926	3	Yamaha TZ350
7	Bruce DUNN	1:42.493	11:01:47.948	3	Yamaha TZ250
117	Stuart HALL	1:41.189	11:04:00.662	4	Yamaha TZ250
117	Stuart HALL	1:40.336	11:07:37.087	6	Yamaha TZ250

# BMCRC - MRO Championships 2022 - Rnd 5 @ Cadwell Park

## EDlasia Formula 400 & Blue Haze GP

### QUALIFYING - STATISTICS

CLASS :

10 Starters

#### Fastest Lap History

NO	NAME	LAP TIME	TIME OF DAY	LAP	VEHICLE
48	Richie WELSH	1:49.786	10:58:05.895	1	Yamaha FZR 400 RRSP
48	Richie WELSH	1:46.773	10:59:52.667	2	Yamaha FZR 400 RRSP
48	Richie WELSH	1:45.829	11:01:38.496	3	Yamaha FZR 400 RRSP
45	Mark THOMPSON	1:44.255	11:01:45.790	3	Kawasaki ZXR400
45	Mark THOMPSON	1:43.761	11:05:14.822	5	Kawasaki ZXR400

# BMCRC - MRO Championships 2022 - Rnd 5 @ Cadwell Park

## EDlasia Formula 400 & Blue Haze GP

### QUALIFYING - STATISTICS

CLASS : R

1 Starters

#### Fastest Lap History

NO	NAME	LAP TIME	TIME OF DAY	LAP	VEHICLE
56	Phil MARSH	<b>2:01.323</b>	11:02:52.408	1	Kawasaki ZXR400
56	Phil MARSH	<b>1:56.807</b>	11:04:49.215	2	Kawasaki ZXR400
56	Phil MARSH	<b>1:54.918</b>	11:08:41.640	4	Kawasaki ZXR400

# BMCRC - MRO Championships 2022 - Rnd 5 @ Cadwell Park

## EDlasia Formula 400 & Blue Haze GP

### QUALIFYING - STATISTICS

CLASS : S

4 Starters

#### Fastest Lap History

NO	NAME	LAP TIME	TIME OF DAY	LAP	VEHICLE
33	Carl JOHNSTONE	1:49.042	10:58:07.786	1	Yamaha FZR400RR
33	Carl JOHNSTONE	1:47.394	10:59:55.182	2	Yamaha FZR400RR
33	Carl JOHNSTONE	1:45.719	11:01:40.902	3	Yamaha FZR400RR



# BMCRC - MRO Championships 2022 - Rnd 5 @ Cadwell Park

## EDlasia Formula 400 & Blue Haze GP

### QUALIFYING - STATISTICS

CLASS : S/R

2 Starters

#### Fastest Lap History

NO	NAME	LAP TIME	TIME OF DAY	LAP	VEHICLE
25	Haydon SMITH	1:51.993	10:58:25.851	1	Kawasaki ZXR400
25	Haydon SMITH	1:49.880	11:00:15.730	2	Kawasaki ZXR400
25	Haydon SMITH	1:48.790	11:02:04.520	3	Kawasaki ZXR400
25	Haydon SMITH	1:48.245	11:05:42.011	5	Kawasaki ZXR400
25	Haydon SMITH	1:47.376	11:07:29.388	6	Kawasaki ZXR400

# BMCRC - MRO Championships 2022 - Rnd 5 @ Cadwell Park

## EDlasia Formula 400 & Blue Haze GP

### QUALIFYING - STATISTICS

CLASS : JSS

3 Starters

#### Fastest Lap History

NO	NAME	LAP TIME	TIME OF DAY	LAP	VEHICLE
93	Mikey HARDIE	1:49.255	10:58:08.869	1	Kawasaki NINJA 400 (JSS)
93	Mikey HARDIE	1:44.666	10:59:53.535	2	Kawasaki NINJA 400 (JSS)
93	Mikey HARDIE	1:42.990	11:01:36.525	3	Kawasaki NINJA 400 (JSS)
93	Mikey HARDIE	1:41.709	11:03:18.234	4	Kawasaki NINJA 400 (JSS)

**BMCRC - MRO Championships 2022 - Rnd 5 @ Cadwell Park**



**EDlasia Formula 400 & Blue Haze GP**



**RACE 8 - GRID (7 Laps) - AMENDED**

ROW 11	31	2:04.505 147 John HANNAFORD	32	58 Matthew WOOD	33	400 Stuart THURTLE
ROW 10			28	1:59.276 156 Jack WOLF	29	1:59.584 88 George PRINOS
					30	1:59.806 681 Liam ARMITAGE
ROW 9	25	1:54.918 56 Phil MARSH	26	1:57.753 73 Colvin TURNER	27	1:58.894 24 Harley GODZISZ
ROW 8			22	1:51.092 60 Richard HAYWARD	23	1:53.035 32 Conor MURRAY
					24	1:54.428 15 Julian DAWE
ROW 7	19	1:48.140 3 Tom BARRETT	20	1:49.924 110 Mark HAIGH	21	1:50.843 10 Mike BRUNSDON
ROW 6			16	1:47.376 25 Haydon SMITH	17	1:47.460 17 Sam HIRST
					18	1:48.069 0 Paul TOLAND
ROW 5	13	1:46.180 64 Phil ELLIS	14	1:46.338 65 Andrew MOXON	15	1:47.111 29 Phil HARVEY
ROW 4			10	1:44.674 50 Sean MORRISON	11	1:45.239 46 Frank SWAIN
					12	1:45.719 33 Carl JOHNSTONE
ROW 3	7	1:44.060 14 James McMANUS	8	1:44.521 1 James SEATH	9	1:44.536 48 Richie WELSH
ROW 2			4	1:42.010 7 Bruce DUNN	5	1:42.625 8 Phil ATKINSON
					6	1:43.761 45 Mark THOMPSON
ROW 1	1	1:40.336 117 Stuart HALL	2	1:41.709 93 Mikey HARDIE	3	1:41.799 74 Finn SMART-WEEDEN
		<b>Pole</b>				

Bike #21 - Withdrawn.  
Bike #400 added to back of grid

Cadwell Park: 2.1800 miles

These results are provisional until the conclusion of any judicial and technical matters.

Clerk Of Course :	Stewards :	Timekeeper : Sarah Evans

Results can be found at [www.tsl-timing.com](http://www.tsl-timing.com)

Printed - 11:33 Saturday, 25 June 2022



# BMCRC - MRO Championships 2022 - Rnd 5 @ Cadwell Park

## EDlasia Formula 400 & Blue Haze GP

### RACE 8 - CLASSIFICATION



POS	NO	CL	PIC NAME	ENTRY	LAPS	TIME	GAP	DIFF	MPH	BEST	ON
1	117	GP	1 Stuart HALL	Yamaha TZ250 -	5	8:26.998			77.39	1:39.827	3
2	74	JSS	1 Finn SMART-WEEDEN	Kawasaki NINJA 400 (JSS) - Mum and Dad	5	8:37.067	10.069	10.069	75.89	1:41.617	4
3	48		1 Richie WELSH	Yamaha FZR 400 RRSP - EDEN'S BABY EXPERIE	5	8:40.769	13.771	3.702	75.35	1:41.668	3
4	45		2 Mark THOMPSON	Kawasaki ZXR400 - Flintstone Tyres / David Simon	5	8:41.281	14.283	0.512	75.27	1:41.503	4
5	14	JSS	2 James McMANUS	Kawasaki NINJA 400 (JSS) - Completely motorbikes	5	8:46.039	19.041	4.758	74.59	1:42.538	3
6	93	JSS	3 Mikey HARDIE	Kawasaki NINJA 400 (JSS) - 113 Events / Affinity at	5	8:47.276	20.278	1.237	74.42	1:40.608	4
7	1		3 James SEATH	Kawasaki ZXR400 L9 - Ovenden Earthmoving	5	8:47.826	20.828	0.550	74.34	1:43.083	2
8	46	GP	2 Frank SWAIN	Honda RS250NX5 -	5	8:58.008	31.010	10.182	72.93	1:45.314	2
9	29	GP	3 Phil HARVEY	Honda RS250CC - CSC Racing	5	8:58.683	31.685	0.675	72.84	1:45.343	4
10	64	GP	4 Phil ELLIS	Yamaha TZ250 4TW -	5	8:59.796	32.798	1.113	72.69	1:44.889	5
11	33	S	1 Carl JOHNSTONE	Yamaha FZR400RR - EDlasia	5	9:01.808	34.810	2.012	72.42	1:45.614	4
12	0	GP	5 Paul TOLAND	Yamaha TZ 250 4TW - Kippers keys	5	9:09.302	42.304	7.494	71.43	1:47.863	4
13	65		4 Andrew MOXON	Honda VFR 400 NC30 - Vanguard motorsport Uckfi	5	9:09.909	42.911	0.607	71.35	1:47.283	2
14	25	S/R	1 Haydon SMITH	Kawasaki ZXR400 - HI-Precision Engineering Ltd	5	9:10.196	43.198	0.287	71.32	1:46.869	3
15	110		5 Mark HAIGH	Aprilia RS250 - Chesterfield CarClinic/The Tuning M	5	9:14.853	47.855	4.657	70.72	1:48.671	3
16	60	GP	6 Richard HAYWARD	Yamaha TZ250 - Hazel Motors/ Gforce	5	9:14.963	47.965	0.110	70.70	1:48.283	5
17	3	GP	7 Tom BARRETT	Honda RS250 - The Two Stroke Workshop	5	9:15.871	48.873	0.908	70.59	1:47.216	3
18	17		6 Sam HIRST	Kawasaki NINJA - Valley Racing	5	9:17.503	50.505	1.632	70.38	1:48.495	3
19	58		7 Matthew WOOD	Kawasaki NINJA 300 -	4	7:33.233	1 Lap	1 Lap	69.26	1:50.133	4
20	56	R	1 Phil MARSH	Kawasaki ZXR400 -	4	7:39.705	1 Lap	6.472	68.28	1:51.133	3
21	10		8 Mike BRUNSDON	Kawasaki NINJA 400 - CF Fairford	4	7:48.664	1 Lap	8.959	66.98	1:53.078	2
22	32		9 Conor MURRAY	Kawasaki NINJA 300 -	4	7:49.435	1 Lap	0.771	66.87	1:54.092	2
23	15	S	2 Julian DAWE	Honda RVF400 - EM Acoustics	4	7:49.487	1 Lap	0.052	66.86	1:54.552	2
24	24	S	3 Harley GODZISZ	Honda NC30 - Kamper Security	4	7:52.556	1 Lap	3.069	66.43	1:55.496	2
25	73	S	4 Colvin TURNER	Yamaha TZR250 -	4	7:59.518	1 Lap	6.962	65.46	1:56.335	3
26	88	GP	8 George PRINOS	Yamaha TZ250 - KAPPA PLANNING LTD	4	7:59.943	1 Lap	0.425	65.40	1:56.127	2
27	681	S/R	2 Liam ARMITAGE	Kawasaki ZXR400 - LA KITCHENS	4	8:00.904	1 Lap	0.961	65.27	1:56.990	3
28	400	S	5 Stuart THURTLE	-	4	8:01.602	1 Lap	0.698	65.18	1:56.973	3
29	156		10 Jack WOLF	-	4	8:03.756	1 Lap	2.154	64.89	1:57.905	3
30	147	GP	9 John HANNAFORD	Yamaha TZ350D -	4	8:12.836	1 Lap	9.080	63.69	2:00.440	2

#### NOT CLASSIFIED

DNF	8	GP	Phil ATKINSON	Yamaha TZ350 - ROSE MOT/O Oil Treatments	4	6:57.097	1 Lap		75.26	1:41.146	3
NC	50	GP	Sean MORRISON	Honda RS 250 - Fincham's two strokes	4	6:59.755	1 Lap	2.658	74.78	1:40.733	4
DNF	7	GP	Bruce DUNN	Yamaha TZ250 - Bilstein UK	0						

#### FASTEST LAP

117	GP	Stuart HALL	Yamaha TZ250 -	3	1:39.827	78.61 mph	126.52 kph
93	JSS	Mikey HARDIE	Kawasaki NINJA 400 (JSS) - 113 Events / Affinity at	4	1:40.608	78.00 mph	125.53 kph
45		Mark THOMPSON	Kawasaki ZXR400 - Flintstone Tyres / David Simon	4	1:41.503	77.31 mph	124.43 kph
33	S	Carl JOHNSTONE	Yamaha FZR400RR - EDlasia	4	1:45.614	74.30 mph	119.58 kph
25	S/R	Haydon SMITH	Kawasaki ZXR400 - HI-Precision Engineering Ltd	3	1:46.869	73.43 mph	118.18 kph
56	R	Phil MARSH	Kawasaki ZXR400 -	3	1:51.133	70.61 mph	113.64 kph

**Bike #50 - Not running at time of Red Flag**  
**Class GP - 92.5% of Race Speed = 71.58 mph**  
**Class JSS - 92.5% of Race Speed = 70.19 mph**  
**Class - 92.5% of Race Speed = 69.69 mph**  
**Class S - 92.5% of Race Speed = 66.98 mph**  
**Class S/R - 92.5% of Race Speed = 65.97 mph**  
**Class R - 92.5% of Race Speed = 63.15 mph**  
 Red Flag (end of session): 15:01

Race Distance: 5 Laps / 10.90 miles

Cadwell Park: 2.1800 miles

Weather / Track : Bright / Dry

These results are provisional until the conclusion of any judicial and technical matters.

Date: 25/06/2022 Start: 14:51 Finish: 00:00

Clerk Of Course :	Stewards :	Timekeeper : Sarah Evans
-------------------	------------	--------------------------

Results can be found at [www.tsl-timing.com](http://www.tsl-timing.com)

Printed - 15:07 Saturday, 25 June 2022



# BMCRC - MRO Championships 2022 - Rnd 5 @ Cadwell Park

## EDlasia Formula 400 & Blue Haze GP

### RACE 8 - LAP CHART

**LAP 1 @ 14:53:32.813**

NO	BEHIND	LAP TIME
117		1:45.172
74	3.901	1:49.073
8	5.950	1:51.122
1	6.333	1:51.505
93	6.628	1:51.800
45	6.665	1:51.837
50	6.742	1:51.914
48	7.067	1:52.239
14	8.108	1:53.280
46	8.148	1:53.320
29	9.529	1:54.701
33	10.220	1:55.392
65	11.203	1:56.375
0	11.719	1:56.891
64	11.867	1:57.039
60	13.232	1:58.404
25	13.506	1:58.678
110	13.881	1:59.053
17	14.591	1:59.763
3	16.906	2:02.078
15	16.972	2:02.144
58	17.578	2:02.750
56	17.865	2:03.037
32	18.121	2:03.293
10	19.200	2:04.372
24	19.865	2:05.037
73	21.985	2:07.157
681	22.449	2:07.621
88	22.811	2:07.983
400	24.023	2:09.195
156	24.461	2:09.633
147	25.410	2:10.582

**LAP 2 @ 14:55:13.135**

NO	BEHIND	LAP TIME
117		1:40.322
74	5.680	1:42.101
8	7.476	1:41.848
1	9.094	1:43.083
48	9.298	1:42.553
45	10.218	1:43.875
50	10.821	1:44.401
93	11.154	1:44.848
14	11.825	1:44.039
46	13.140	1:45.314
29	16.243	1:47.036
33	16.909	1:47.011
65	18.164	1:47.283
64	18.620	1:47.075
0	19.407	1:48.010
25	21.109	1:47.925
60	22.363	1:49.453
110	22.963	1:49.404
17	23.503	1:49.234
3	25.315	1:48.731
58	27.417	1:50.161
56	30.159	1:52.616
15	31.202	1:54.552
32	31.891	1:54.092
10	31.956	1:53.078
24	35.039	1:55.496
73	38.458	1:56.795
88	38.616	1:56.127

400	40.882	1:57.181
681	41.028	1:58.901
156	42.362	1:58.223
147	45.528	2:00.440

**LAP 3 @ 14:56:52.962**

NO	BEHIND	LAP TIME
117		1:39.827
74	8.239	1:42.386
8	8.795	1:41.146
48	11.139	1:41.668
45	12.237	1:41.846
50	13.701	1:42.707
1	13.809	1:44.542
14	14.536	1:42.538
93	14.962	1:43.635
46	19.322	1:46.009
29	22.417	1:46.001
33	23.237	1:46.155
64	24.299	1:45.506
0	27.618	1:48.038
65	27.637	1:49.300
25	28.151	1:46.869
60	31.292	1:48.756
110	31.807	1:48.671
17	32.171	1:48.495
3	32.704	1:47.216
58	37.779	1:50.189
56	41.465	1:51.133
15	47.916	1:56.541
10	48.539	1:56.410
32	48.901	1:56.837
24	51.655	1:56.443
73	54.966	1:56.335
88	55.824	1:57.035
400	58.028	1:56.973
681	58.191	1:56.990
156	1:00.440	1:57.905
147	1:06.451	2:00.750

**LAP 4 @ 14:58:34.013**

NO	BEHIND	LAP TIME
117		1:41.051
74	8.805	1:41.617
8	10.725	1:42.981
48	12.276	1:42.188
45	12.689	1:41.503
50	13.383	1:40.733
93	14.519	1:40.608
14	17.078	1:43.593
1	17.116	1:44.358
46	23.877	1:45.606
29	26.709	1:45.343
33	27.800	1:45.614
64	28.535	1:45.287
0	34.430	1:47.863
25	34.834	1:47.734
65	35.557	1:48.971
110	39.594	1:48.838
60	40.308	1:50.067
3	41.054	1:49.401
17	42.033	1:50.913
58	46.861	1:50.133
56	53.333	1:52.919
10	1:02.292	1:54.804

32	1:03.063	1:55.213
15	1:03.115	1:56.250
24	1:06.184	1:55.580
73	1:13.146	1:59.231
88	1:13.571	1:58.798
681	1:14.532	1:57.392
400	1:15.230	1:58.253
156	1:17.384	1:57.995
147	1:26.464	2:01.064

**LAP 5 @ 15:00:14.639**

NO	BEHIND	LAP TIME
117		1:40.626
74	10.069	1:41.890
48	13.771	1:42.121
45	14.283	1:42.220
14	19.041	1:42.589
93	20.278	1:46.385
1	20.828	1:44.338
46	31.010	1:47.759
29	31.685	1:45.602
64	32.798	1:44.889
33	34.810	1:47.636
0	42.304	1:48.500
65	42.911	1:47.980
25	43.198	1:48.990
110	47.855	1:48.887
60	47.965	1:48.283
3	48.873	1:48.445
17	50.505	1:49.098

# BMCRC - MRO Championships 2022 - Rnd 5 @ Cadwell Park

## EDlasia Formula 400 & Blue Haze GP

### RACE 8 - SECTOR ANALYSIS



SECTOR 1 = FL to I1, SECTOR 2 = I1 to FL, DIFF = Difference To Personal Best Lap, P = Crossed Finish Line in Pit Lane, D = Time Disallowed

P1 117 GP		Stuart HALL		Yamaha TZ250 -		
IDEAL LAP TIME : 1:39.827		BEST LAP TIME : 1:39.827		DIFFERENCE : 0.000		
LAP	SECTOR 1	SECTOR 2	LAP TIME	MPH	DIFF	TIME OF DAY
1 -		41.932	1:45.172	74.62	5.345	14:53:32.813
2 -	58.244	42.078	1:40.322 (2)	78.22	0.495	14:55:13.135
3 -	<b>58.080</b>	<b>41.747</b>	<b>1:39.827 (1)</b>	<b>78.61</b>		<b>14:56:52.962</b>
4 -	58.477	42.574	1:41.051	77.66	1.224	14:58:34.013
5 -	58.218	42.408	1:40.626 (3)	77.99	0.799	15:00:14.639

P2 74 JSS		Finn SMART-WEEDEN		Kawasaki NINJA 400 (JSS) - Mum and Dad		
IDEAL LAP TIME : 1:41.617		BEST LAP TIME : 1:41.617		DIFFERENCE : 0.000		
LAP	SECTOR 1	SECTOR 2	LAP TIME	MPH	DIFF	TIME OF DAY
1 -		42.769	1:49.073	71.95	7.456	14:53:36.714
2 -	59.626	42.475	1:42.101 (3)	76.86	0.484	14:55:18.815
3 -	59.960	42.426	1:42.386	76.65	0.769	14:57:01.201
4 -	<b>59.606</b>	<b>42.011</b>	<b>1:41.617 (1)</b>	<b>77.23</b>		<b>14:58:42.818</b>
5 -	59.666	42.224	1:41.890 (2)	77.02	0.273	15:00:24.708

P3 48		Richie WELSH		Yamaha FZR 400 RRSP - EDEN'S BABY EXPERIENCES/ PETI		
IDEAL LAP TIME : 1:41.590		BEST LAP TIME : 1:41.668		DIFFERENCE : 0.078		
LAP	SECTOR 1	SECTOR 2	LAP TIME	MPH	DIFF	TIME OF DAY
1 -		43.812	1:52.239	69.92	10.571	14:53:39.880
2 -	59.757	<b>42.796</b>	1:42.553	76.52	0.885	14:55:22.433
3 -	<b>58.794</b>	42.874	<b>1:41.668 (1)</b>	<b>77.19</b>		<b>14:57:04.101</b>
4 -	59.295	42.893	1:42.188 (3)	76.80	0.520	14:58:46.289
5 -	59.240	42.881	1:42.121 (2)	76.85	0.453	15:00:28.410

P4 45		Mark THOMPSON		Kawasaki ZXR400 - Flintstone Tyres / David Simon Tuning		
IDEAL LAP TIME : 1:41.186		BEST LAP TIME : 1:41.503		DIFFERENCE : 0.317		
LAP	SECTOR 1	SECTOR 2	LAP TIME	MPH	DIFF	TIME OF DAY
1 -		44.060	1:51.837	70.17	10.334	14:53:39.478
2 -	1:01.007	42.868	1:43.875	75.55	2.372	14:55:23.353
3 -	59.447	<b>42.399</b>	1:41.846 (2)	77.05	0.343	14:57:05.199
4 -	<b>58.787</b>	42.716	<b>1:41.503 (1)</b>	<b>77.31</b>		<b>14:58:46.702</b>
5 -	59.438	42.782	1:42.220 (3)	76.77	0.717	15:00:28.922

P5 14 JSS		James McMANUS		Kawasaki NINJA 400 (JSS) - Completely motorbikes		
IDEAL LAP TIME : 1:41.942		BEST LAP TIME : 1:42.538		DIFFERENCE : 0.596		
LAP	SECTOR 1	SECTOR 2	LAP TIME	MPH	DIFF	TIME OF DAY
1 -		44.504	1:53.280	69.27	10.742	14:53:40.921
2 -	1:00.265	43.774	1:44.039	75.43	1.501	14:55:24.960
3 -	<b>59.666</b>	42.872	<b>1:42.538 (1)</b>	<b>76.53</b>		<b>14:57:07.498</b>
4 -	1:00.370	43.223	1:43.593 (3)	75.75	1.055	14:58:51.091
5 -	1:00.313	<b>42.276</b>	1:42.589 (2)	76.50	0.051	15:00:33.680

P6 93 JSS		Mikey HARDIE		Kawasaki NINJA 400 (JSS) - 113 Events / Affinity academy		
IDEAL LAP TIME : 1:40.608		BEST LAP TIME : 1:40.608		DIFFERENCE : 0.000		
LAP	SECTOR 1	SECTOR 2	LAP TIME	MPH	DIFF	TIME OF DAY
1 -		44.188	1:51.800	70.19	11.192	14:53:39.441
2 -	1:00.789	44.059	1:44.848 (3)	74.85	4.240	14:55:24.289
3 -	59.373	44.262	1:43.635 (2)	75.72	3.027	14:57:07.924
4 -	<b>58.730</b>	<b>41.878</b>	<b>1:40.608 (1)</b>	<b>78.00</b>		<b>14:58:48.532</b>
5 -	59.190	47.195	1:46.385	73.77	5.777	15:00:34.917

# BMCRC - MRO Championships 2022 - Rnd 5 @ Cadwell Park

## EDlasia Formula 400 & Blue Haze GP

### RACE 8 - SECTOR ANALYSIS



SECTOR 1 = FL to I1, SECTOR 2 = I1 to FL, DIFF = Difference To Personal Best Lap, P = Crossed Finish Line in Pit Lane, D = Time Disallowed

P7 1		James SEATH		Kawasaki ZXR400 L9 - Ovenden Earthmoving		
IDEAL LAP TIME : 1:43.083		BEST LAP TIME : 1:43.083		DIFFERENCE : 0.000		
LAP	SECTOR 1	SECTOR 2	LAP TIME	MPH	DIFF	TIME OF DAY
1 -		44.095	1:51.505	70.38	8.422	14:53:39.146
2 -	<b>59.927</b>	<b>43.156</b>	<b>1:43.083 (1)</b>	<b>76.13</b>		<b>14:55:22.229</b>
3 -	1:01.042	43.500	1:44.542	75.07	1.459	14:57:06.771
4 -	1:00.836	43.522	1:44.358 (3)	75.20	1.275	14:58:51.129
5 -	1:00.067	44.271	1:44.338 (2)	75.21	1.255	15:00:35.467

P8 46 GP		Frank SWAIN		Honda RS250NX5 -		
IDEAL LAP TIME : 1:45.007		BEST LAP TIME : 1:45.314		DIFFERENCE : 0.307		
LAP	SECTOR 1	SECTOR 2	LAP TIME	MPH	DIFF	TIME OF DAY
1 -		44.945	1:53.320	69.25	8.006	14:53:40.961
2 -	<b>1:00.470</b>	44.844	<b>1:45.314 (1)</b>	<b>74.52</b>		<b>14:55:26.275</b>
3 -	1:01.091	44.918	1:46.009 (3)	74.03	0.695	14:57:12.284
4 -	1:01.069	<b>44.537</b>	1:45.606 (2)	74.31	0.292	14:58:57.890
5 -	1:01.477	46.282	1:47.759	72.82	2.445	15:00:45.649

P9 29 GP		Phil HARVEY		Honda RS250CC - CSC Racing		
IDEAL LAP TIME : 1:45.160		BEST LAP TIME : 1:45.343		DIFFERENCE : 0.183		
LAP	SECTOR 1	SECTOR 2	LAP TIME	MPH	DIFF	TIME OF DAY
1 -		45.048	1:54.701	68.42	9.358	14:53:42.342
2 -	1:02.378	44.658	1:47.036	73.32	1.693	14:55:29.378
3 -	1:01.416	44.585	1:46.001 (3)	74.03	0.658	14:57:15.379
4 -	1:00.961	<b>44.382</b>	<b>1:45.343 (1)</b>	<b>74.50</b>		<b>14:59:00.722</b>
5 -	<b>1:00.778</b>	44.824	1:45.602 (2)	74.31	0.259	15:00:46.324

P10 64 GP		Phil ELLIS		Yamaha TZ250 4TW -		
IDEAL LAP TIME : 1:44.699		BEST LAP TIME : 1:44.889		DIFFERENCE : 0.190		
LAP	SECTOR 1	SECTOR 2	LAP TIME	MPH	DIFF	TIME OF DAY
1 -		45.938	1:57.039	67.05	12.150	14:53:44.680
2 -	1:02.146	44.929	1:47.075	73.29	2.186	14:55:31.755
3 -	1:01.418	<b>44.088</b>	1:45.506 (3)	74.38	0.617	14:57:17.261
4 -	1:00.885	44.402	1:45.287 (2)	74.53	0.398	14:59:02.548
5 -	1:00.653	44.236	<b>1:44.889 (1)</b>	<b>74.82</b>		<b>15:00:47.437</b>

P11 33 S		Carl JOHNSTONE		Yamaha FZR400RR - EDlasia		
IDEAL LAP TIME : 1:45.614		BEST LAP TIME : 1:45.614		DIFFERENCE : 0.000		
LAP	SECTOR 1	SECTOR 2	LAP TIME	MPH	DIFF	TIME OF DAY
1 -		45.574	1:55.392	68.01	9.778	14:53:43.033
2 -	1:01.910	45.101	1:47.011 (3)	73.33	1.397	14:55:30.044
3 -	1:01.184	44.971	1:46.155 (2)	73.93	0.541	14:57:16.199
4 -	<b>1:01.057</b>	<b>44.557</b>	<b>1:45.614 (1)</b>	<b>74.30</b>		<b>14:59:01.813</b>
5 -	1:02.149	45.487	1:47.636	72.91	2.022	15:00:49.449

P12 0 GP		Paul TOLAND		Yamaha TZ 250 4TW - Kippers keys		
IDEAL LAP TIME : 1:47.394		BEST LAP TIME : 1:47.863		DIFFERENCE : 0.469		
LAP	SECTOR 1	SECTOR 2	LAP TIME	MPH	DIFF	TIME OF DAY
1 -		45.990	1:56.891	67.13	9.028	14:53:44.532
2 -	1:02.006	46.004	1:48.010 (2)	72.66	0.147	14:55:32.542
3 -	1:02.503	45.535	1:48.038 (3)	72.64	0.175	14:57:20.580
4 -	1:02.420	<b>45.443</b>	<b>1:47.863 (1)</b>	<b>72.75</b>		<b>14:59:08.443</b>
5 -	<b>1:01.951</b>	46.549	1:48.500	72.33	0.637	15:00:56.943

# BMCRC - MRO Championships 2022 - Rnd 5 @ Cadwell Park

## EDlasia Formula 400 & Blue Haze GP

### RACE 8 - SECTOR ANALYSIS



SECTOR 1 = FL to I1, SECTOR 2 = I1 to FL, DIFF = Difference To Personal Best Lap, P = Crossed Finish Line in Pit Lane, D = Time Disallowed

P13 65		Andrew MOXON		Honda VFR 400 NC30 - Vanguard motorsport Uckfield + DART I			
IDEAL LAP TIME : 1:46.961		BEST LAP TIME : 1:47.283		DIFFERENCE : 0.322			
LAP	SECTOR 1	SECTOR 2	LAP TIME	MPH	DIFF	TIME OF DAY	
1 -		45.788	1:56.375	67.43	9.092	14:53:44.016	
2 -	1:02.073	<b>45.210</b>	<b>1:47.283 (1)</b>	<b>73.15</b>		<b>14:55:31.299</b>	
3 -	1:03.209	46.091	1:49.300	71.80	2.017	14:57:20.599	
4 -	1:03.439	45.532	1:48.971 (3)	72.01	1.688	14:59:09.570	
5 -	<b>1:01.751</b>	46.229	1:47.980 (2)	72.68	0.697	15:00:57.550	

P14 25 S/R		Haydon SMITH		Kawasaki ZXR400 - HI-Precision Engineering Ltd			
IDEAL LAP TIME : 1:46.869		BEST LAP TIME : 1:46.869		DIFFERENCE : 0.000			
LAP	SECTOR 1	SECTOR 2	LAP TIME	MPH	DIFF	TIME OF DAY	
1 -		48.412	1:58.678	66.12	11.809	14:53:46.319	
2 -	1:03.001	44.924	1:47.925 (3)	72.71	1.056	14:55:34.244	
3 -	<b>1:02.280</b>	<b>44.589</b>	<b>1:46.869 (1)</b>	<b>73.43</b>		<b>14:57:21.113</b>	
4 -	1:02.444	45.290	1:47.734 (2)	72.84	0.865	14:59:08.847	
5 -	1:02.489	46.501	1:48.990	72.00	2.121	15:00:57.837	

P15 110		Mark HAIGH		Aprilia RS250 - Chesterfield CarClinic/The Tuning Works			
IDEAL LAP TIME : 1:48.496		BEST LAP TIME : 1:48.671		DIFFERENCE : 0.175			
LAP	SECTOR 1	SECTOR 2	LAP TIME	MPH	DIFF	TIME OF DAY	
1 -		46.607	1:59.053	65.92	10.382	14:53:46.694	
2 -	1:03.635	45.769	1:49.404	71.73	0.733	14:55:36.098	
3 -	1:03.193	<b>45.478</b>	<b>1:48.671 (1)</b>	<b>72.21</b>		<b>14:57:24.769</b>	
4 -	1:03.075	45.763	1:48.838 (2)	72.10	0.167	14:59:13.607	
5 -	<b>1:03.018</b>	45.869	1:48.887 (3)	72.07	0.216	15:01:02.494	

P16 60 GP		Richard HAYWARD		Yamaha TZ250 - Hazel Motors/ Gforce			
IDEAL LAP TIME : 1:48.047		BEST LAP TIME : 1:48.283		DIFFERENCE : 0.236			
LAP	SECTOR 1	SECTOR 2	LAP TIME	MPH	DIFF	TIME OF DAY	
1 -		46.360	1:58.404	66.28	10.121	14:53:46.045	
2 -	1:03.997	45.456	1:49.453 (3)	71.70	1.170	14:55:35.498	
3 -	1:03.350	<b>45.406</b>	1:48.756 (2)	72.16	0.473	14:57:24.254	
4 -	1:03.955	46.112	1:50.067	71.30	1.784	14:59:14.321	
5 -	<b>1:02.641</b>	45.642	<b>1:48.283 (1)</b>	<b>72.47</b>		<b>15:01:02.604</b>	

P17 3 GP		Tom BARRETT		Honda RS250 - The Two Stroke Workshop			
IDEAL LAP TIME : 1:47.216		BEST LAP TIME : 1:47.216		DIFFERENCE : 0.000			
LAP	SECTOR 1	SECTOR 2	LAP TIME	MPH	DIFF	TIME OF DAY	
1 -		47.737	2:02.078	64.28	14.862	14:53:49.719	
2 -	1:02.417	46.314	1:48.731 (3)	72.17	1.515	14:55:38.450	
3 -	<b>1:01.418</b>	<b>45.798</b>	<b>1:47.216 (1)</b>	<b>73.19</b>		<b>14:57:25.666</b>	
4 -	1:02.993	46.408	1:49.401	71.73	2.185	14:59:15.067	
5 -	1:02.346	46.099	1:48.445 (2)	72.36	1.229	15:01:03.512	

P18 17		Sam HIRST		Kawasaki NINJA - Valley Racing			
IDEAL LAP TIME : 1:48.165		BEST LAP TIME : 1:48.495		DIFFERENCE : 0.330			
LAP	SECTOR 1	SECTOR 2	LAP TIME	MPH	DIFF	TIME OF DAY	
1 -		47.116	1:59.763	65.52	11.268	14:53:47.404	
2 -	1:03.888	45.346	1:49.234 (3)	71.84	0.739	14:55:36.638	
3 -	<b>1:02.826</b>	45.669	<b>1:48.495 (1)</b>	<b>72.33</b>		<b>14:57:25.133</b>	
4 -	1:03.574	47.339	1:50.913	70.75	2.418	14:59:16.046	
5 -	1:03.759	<b>45.339</b>	1:49.098 (2)	71.93	0.603	15:01:05.144	



# BMCRC - MRO Championships 2022 - Rnd 5 @ Cadwell Park

## EDlasia Formula 400 & Blue Haze GP

### RACE 8 - SECTOR ANALYSIS



SECTOR 1 = FL to I1, SECTOR 2 = I1 to FL, DIFF = Difference To Personal Best Lap, P = Crossed Finish Line in Pit Lane, D = Time Disallowed

P19 58		Matthew WOOD		Kawasaki NINJA 300 -		
IDEAL LAP TIME : 1:49.499		BEST LAP TIME : 1:50.133		DIFFERENCE : 0.634		
LAP	SECTOR 1	SECTOR 2	LAP TIME	MPH	DIFF	TIME OF DAY
1 -		48.226	2:02.750	63.93	12.617	14:53:50.391
2 -	1:04.822	45.339	1:50.161 (2)	71.24	0.028	14:55:40.552
3 -	1:04.490	45.699	1:50.189 (3)	71.22	0.056	14:57:30.741
4 -	1:04.945	<b>45.188</b>	<b>1:50.133 (1)</b>	<b>71.25</b>		<b>14:59:20.874</b>

P20 56 R		Phil MARSH		Kawasaki ZXR400 -		
IDEAL LAP TIME : 1:51.133		BEST LAP TIME : 1:51.133		DIFFERENCE : 0.000		
LAP	SECTOR 1	SECTOR 2	LAP TIME	MPH	DIFF	TIME OF DAY
1 -		47.842	2:03.037	63.78	11.904	14:53:50.678
2 -	1:05.771	46.845	1:52.616 (2)	69.68	1.483	14:55:43.294
3 -	<b>1:04.572</b>	<b>46.561</b>	<b>1:51.133 (1)</b>	<b>70.61</b>		<b>14:57:34.427</b>
4 -	1:06.274	46.645	1:52.919 (3)	69.50	1.786	14:59:27.346

P21 10		Mike BRUNSDON		Kawasaki NINJA 400 - CF Fairford		
IDEAL LAP TIME : 1:53.078		BEST LAP TIME : 1:53.078		DIFFERENCE : 0.000		
LAP	SECTOR 1	SECTOR 2	LAP TIME	MPH	DIFF	TIME OF DAY
1 -		48.874	2:04.372	63.10	11.294	14:53:52.013
2 -	<b>1:05.103</b>	<b>47.975</b>	<b>1:53.078 (1)</b>	<b>69.40</b>		<b>14:55:45.091</b>
3 -	1:05.820	50.590	1:56.410 (3)	67.41	3.332	14:57:41.501
4 -	1:06.707	48.097	1:54.804 (2)	68.36	1.726	14:59:36.305

P22 32		Conor MURRAY		Kawasaki NINJA 300 -		
IDEAL LAP TIME : 1:53.741		BEST LAP TIME : 1:54.092		DIFFERENCE : 0.351		
LAP	SECTOR 1	SECTOR 2	LAP TIME	MPH	DIFF	TIME OF DAY
1 -		48.381	2:03.293	63.65	9.201	14:53:50.934
2 -	1:05.939	<b>48.153</b>	<b>1:54.092 (1)</b>	<b>68.78</b>		<b>14:55:45.026</b>
3 -	<b>1:05.588</b>	51.249	1:56.837 (3)	67.17	2.745	14:57:41.863
4 -	1:06.543	48.670	1:55.213 (2)	68.11	1.121	14:59:37.076

P23 15 S		Julian DAWE		Honda RVF400 - EM Acoustics		
IDEAL LAP TIME : 1:54.096		BEST LAP TIME : 1:54.552		DIFFERENCE : 0.456		
LAP	SECTOR 1	SECTOR 2	LAP TIME	MPH	DIFF	TIME OF DAY
1 -		<b>48.140</b>	2:02.144	64.25	7.592	14:53:49.785
2 -	1:06.020	48.532	<b>1:54.552 (1)</b>	<b>68.51</b>		<b>14:55:44.337</b>
3 -	<b>1:05.956</b>	50.585	1:56.541 (3)	67.34	1.989	14:57:40.878
4 -	1:07.186	49.064	1:56.250 (2)	67.51	1.698	14:59:37.128

P24 24 S		Harley GODZISZ		Honda NC30 - Kamper Security		
IDEAL LAP TIME : 1:55.439		BEST LAP TIME : 1:55.496		DIFFERENCE : 0.057		
LAP	SECTOR 1	SECTOR 2	LAP TIME	MPH	DIFF	TIME OF DAY
1 -		48.473	2:05.037	62.76	9.541	14:53:52.678
2 -	1:07.351	<b>48.145</b>	<b>1:55.496 (1)</b>	<b>67.95</b>		<b>14:55:48.174</b>
3 -	1:07.858	48.585	1:56.443 (3)	67.39	0.947	14:57:44.617
4 -	<b>1:07.294</b>	48.286	1:55.580 (2)	67.90	0.084	14:59:40.197

P25 73 S		Colvin TURNER		Yamaha TZR250 -		
IDEAL LAP TIME : 1:56.327		BEST LAP TIME : 1:56.335		DIFFERENCE : 0.008		
LAP	SECTOR 1	SECTOR 2	LAP TIME	MPH	DIFF	TIME OF DAY
1 -		49.181	2:07.157	61.71	10.822	14:53:54.798
2 -	1:08.349	<b>48.446</b>	1:56.795 (2)	67.19	0.460	14:55:51.593
3 -	<b>1:07.881</b>	48.454	<b>1:56.335 (1)</b>	<b>67.46</b>		<b>14:57:47.928</b>
4 -	1:09.617	49.614	1:59.231 (3)	65.82	2.896	14:59:47.159

# BMCRC - MRO Championships 2022 - Rnd 5 @ Cadwell Park

## EDlasia Formula 400 & Blue Haze GP

### RACE 8 - SECTOR ANALYSIS



SECTOR 1 = FL to I1, SECTOR 2 = I1 to FL, DIFF = Difference To Personal Best Lap, P = Crossed Finish Line in Pit Lane, D = Time Disallowed

P26 88 GP		George PRINOS		Yamaha TZ250 - KAPPA PLANNING LTD		
IDEAL LAP TIME : 1:56.127		BEST LAP TIME : 1:56.127		DIFFERENCE : 0.000		
LAP	SECTOR 1	SECTOR 2	LAP TIME	MPH	DIFF	TIME OF DAY
1 -		49.415	2:07.983	61.32	11.856	14:53:55.624
2 -	<b>1:07.258</b>	<b>48.869</b>	<b>1:56.127 (1)</b>	<b>67.58</b>		<b>14:55:51.751</b>
3 -	1:07.482	49.553	1:57.035 (2)	67.05	0.908	14:57:48.786
4 -	1:08.255	50.543	1:58.798 (3)	66.06	2.671	14:59:47.584

P27 681 S/R		Liam ARMITAGE		Kawasaki ZXR400 - LA KITCHENS		
IDEAL LAP TIME : 1:56.966		BEST LAP TIME : 1:56.990		DIFFERENCE : 0.024		
LAP	SECTOR 1	SECTOR 2	LAP TIME	MPH	DIFF	TIME OF DAY
1 -		50.095	2:07.621	61.49	10.631	14:53:55.262
2 -	1:08.481	50.420	1:58.901 (3)	66.00	1.911	14:55:54.163
3 -	<b>1:07.565</b>	49.425	<b>1:56.990 (1)</b>	<b>67.08</b>		<b>14:57:51.153</b>
4 -	1:07.991	<b>49.401</b>	1:57.392 (2)	66.85	0.402	14:59:48.545

P28 400 S		Stuart THURTLÉ		-		
IDEAL LAP TIME : 1:56.729		BEST LAP TIME : 1:56.973		DIFFERENCE : 0.244		
LAP	SECTOR 1	SECTOR 2	LAP TIME	MPH	DIFF	TIME OF DAY
1 -		50.239	2:09.195	60.74	12.222	14:53:56.836
2 -	<b>1:07.832</b>	49.349	1:57.181 (2)	66.97	0.208	14:55:54.017
3 -	1:08.076	<b>48.897</b>	<b>1:56.973 (1)</b>	<b>67.09</b>		<b>14:57:50.990</b>
4 -	1:08.766	49.487	1:58.253 (3)	66.36	1.280	14:59:49.243

P29 156		Jack WOLF		-		
IDEAL LAP TIME : 1:57.905		BEST LAP TIME : 1:57.905		DIFFERENCE : 0.000		
LAP	SECTOR 1	SECTOR 2	LAP TIME	MPH	DIFF	TIME OF DAY
1 -		49.729	2:09.633	60.54	11.728	14:53:57.274
2 -	1:08.678	49.545	1:58.223 (3)	66.38	0.318	14:55:55.497
3 -	<b>1:08.656</b>	<b>49.249</b>	<b>1:57.905 (1)</b>	<b>66.56</b>		<b>14:57:53.402</b>
4 -	1:08.732	49.263	1:57.995 (2)	66.51	0.090	14:59:51.397

P30 147 GP		John HANNAFORD		Yamaha TZ350D -		
IDEAL LAP TIME : 2:00.135		BEST LAP TIME : 2:00.440		DIFFERENCE : 0.305		
LAP	SECTOR 1	SECTOR 2	LAP TIME	MPH	DIFF	TIME OF DAY
1 -		<b>50.081</b>	2:10.582	60.10	10.142	14:53:58.223
2 -	<b>1:10.054</b>	50.386	<b>2:00.440 (1)</b>	<b>65.16</b>		<b>14:55:58.663</b>
3 -	1:10.334	50.416	2:00.750 (2)	64.99	0.310	14:57:59.413
4 -	1:10.733	50.331	2:01.064 (3)	64.82	0.624	15:00:00.477

P31 8 GP		Phil ATKINSON		Yamaha TZ350 - ROSE MOT/Q Oil Treatments		
IDEAL LAP TIME : 1:41.146		BEST LAP TIME : 1:41.146		DIFFERENCE : 0.000		
LAP	SECTOR 1	SECTOR 2	LAP TIME	MPH	DIFF	TIME OF DAY
1 -		44.457	1:51.122	70.62	9.976	14:53:38.763
2 -	59.274	42.574	1:41.848 (2)	77.05	0.702	14:55:20.611
3 -	<b>58.885</b>	<b>42.261</b>	<b>1:41.146 (1)</b>	<b>77.59</b>		<b>14:57:01.757</b>
4 -	1:00.116	42.865	1:42.981 (3)	76.20	1.835	14:58:44.738

P32 50 GP		Sean MORRISON		Honda RS 250 - Fincham's two strokes		
IDEAL LAP TIME : 1:40.733		BEST LAP TIME : 1:40.733		DIFFERENCE : 0.000		
LAP	SECTOR 1	SECTOR 2	LAP TIME	MPH	DIFF	TIME OF DAY
1 -		43.760	1:51.914	70.12	11.181	14:53:39.555
2 -	59.965	44.436	1:44.401 (3)	75.17	3.668	14:55:23.956
3 -	59.812	42.895	1:42.707 (2)	76.41	1.974	14:57:06.663
4 -	<b>58.619</b>	<b>42.114</b>	<b>1:40.733 (1)</b>	<b>77.90</b>		<b>14:58:47.396</b>

# BMCRC - MRO Championships 2022 - Rnd 5 @ Cadwell Park

## EDlasia Formula 400 & Blue Haze GP

### RACE 8 - BEST SECTORS

SECTOR 1			SECTOR 2			IDEAL / BEST COMPARISON						
POS	NO	NAME	TIME	NO	NAME	TIME	POS	NO	NAME	IDEAL	BEST	DIFF
									<b>PERFECT LAP</b>	<b>1:39.827</b>		
1	117	HALL	<b>58.080</b>	117	HALL	<b>41.747</b>	1	117	HALL	1:39.827	1:39.827	<b>0.000</b>
2	50	MORRISON	<b>58.619</b>	93	HARDIE	<b>41.878</b>	2	93	HARDIE	1:40.608	1:40.608	<b>0.000</b>
3	93	HARDIE	<b>58.730</b>	74	SMART-WEEDEN	<b>42.011</b>	3	50	MORRISON	1:40.733	1:40.733	<b>0.000</b>
4	45	THOMPSON	<b>58.787</b>	50	MORRISON	<b>42.114</b>	4	8	ATKINSON	1:41.146	1:41.146	<b>0.000</b>
5	48	WELSH	<b>58.794</b>	8	ATKINSON	<b>42.261</b>	5	45	THOMPSON	1:41.186	1:41.503	<b>0.317</b>
6	8	ATKINSON	<b>58.885</b>	14	McMANUS	<b>42.276</b>	6	48	WELSH	1:41.590	1:41.668	<b>0.078</b>
7	74	SMART-WEEDEN	<b>59.606</b>	45	THOMPSON	<b>42.399</b>	7	74	SMART-WEEDEN	1:41.617	1:41.617	<b>0.000</b>
8	14	McMANUS	<b>59.666</b>	48	WELSH	<b>42.796</b>	8	14	McMANUS	1:41.942	1:42.538	<b>0.596</b>
9	1	SEATH	<b>59.927</b>	1	SEATH	<b>43.156</b>	9	1	SEATH	1:43.083	1:43.083	<b>0.000</b>
10	46	SWAIN	<b>1:00.470</b>	64	ELLIS	<b>44.088</b>	10	64	ELLIS	1:44.699	1:44.889	<b>0.190</b>
11	64	ELLIS	<b>1:00.611</b>	29	HARVEY	<b>44.382</b>	11	46	SWAIN	1:45.007	1:45.314	<b>0.307</b>
12	29	HARVEY	<b>1:00.778</b>	46	SWAIN	<b>44.537</b>	12	29	HARVEY	1:45.160	1:45.343	<b>0.183</b>
13	33	JOHNSTONE	<b>1:01.057</b>	33	JOHNSTONE	<b>44.557</b>	13	33	JOHNSTONE	1:45.614	1:45.614	<b>0.000</b>
14	3	BARRETT	<b>1:01.418</b>	25	SMITH	<b>44.589</b>	14	25	SMITH	1:46.869	1:46.869	<b>0.000</b>
15	65	MOXON	<b>1:01.751</b>	58	WOOD	<b>45.188</b>	15	65	MOXON	1:46.961	1:47.283	<b>0.322</b>
16	0	TOLAND	<b>1:01.951</b>	65	MOXON	<b>45.210</b>	16	3	BARRETT	1:47.216	1:47.216	<b>0.000</b>
17	25	SMITH	<b>1:02.280</b>	17	HIRST	<b>45.339</b>	17	0	TOLAND	1:47.394	1:47.863	<b>0.469</b>
18	60	HAYWARD	<b>1:02.641</b>	60	HAYWARD	<b>45.406</b>	18	60	HAYWARD	1:48.047	1:48.283	<b>0.236</b>
19	17	HIRST	<b>1:02.826</b>	0	TOLAND	<b>45.443</b>	19	17	HIRST	1:48.165	1:48.495	<b>0.330</b>
20	110	HAIGH	<b>1:03.018</b>	110	HAIGH	<b>45.478</b>	20	110	HAIGH	1:48.496	1:48.671	<b>0.175</b>
21	58	WOOD	<b>1:04.311</b>	3	BARRETT	<b>45.798</b>	21	58	WOOD	1:49.499	1:50.133	<b>0.634</b>
22	56	MARSH	<b>1:04.572</b>	56	MARSH	<b>46.561</b>	22	56	MARSH	1:51.133	1:51.133	<b>0.000</b>
23	10	BRUNSDON	<b>1:05.103</b>	10	BRUNSDON	<b>47.975</b>	23	10	BRUNSDON	1:53.078	1:53.078	<b>0.000</b>
24	32	MURRAY	<b>1:05.588</b>	15	DAWE	<b>48.140</b>	24	32	MURRAY	1:53.741	1:54.092	<b>0.351</b>
25	15	DAWE	<b>1:05.956</b>	24	GODZISZ	<b>48.145</b>	25	15	DAWE	1:54.096	1:54.552	<b>0.456</b>
26	88	PRINOS	<b>1:07.258</b>	32	MURRAY	<b>48.153</b>	26	24	GODZISZ	1:55.439	1:55.496	<b>0.057</b>
27	24	GODZISZ	<b>1:07.294</b>	73	TURNER	<b>48.446</b>	27	88	PRINOS	1:56.127	1:56.127	<b>0.000</b>
28	681	ARMITAGE	<b>1:07.565</b>	88	PRINOS	<b>48.869</b>	28	73	TURNER	1:56.327	1:56.335	<b>0.008</b>
29	400	THURTL	<b>1:07.832</b>	400	THURTL	<b>48.897</b>	29	400	THURTL	1:56.729	1:56.973	<b>0.244</b>
30	73	TURNER	<b>1:07.881</b>	156	WOLF	<b>49.249</b>	30	681	ARMITAGE	1:56.966	1:56.990	<b>0.024</b>
31	156	WOLF	<b>1:08.656</b>	681	ARMITAGE	<b>49.401</b>	31	156	WOLF	1:57.905	1:57.905	<b>0.000</b>
32	147	HANNAFORD	<b>1:10.054</b>	147	HANNAFORD	<b>50.081</b>	32	147	HANNAFORD	2:00.135	2:00.440	<b>0.305</b>

# BMCRC - MRO Championships 2022 - Rnd 5 @ Cadwell Park

## EDlasia Formula 400 & Blue Haze GP

### RACE 8 - STATISTICS

**Competitors Started** 33  
**Planned Start** 2022-06-25 @ 14:40:00.000  
**Actual Start** 2022-06-25 @ 14:51:47.640  
**Finish Time**  
**Track Length** 2.1800mi.  
**Total Laps** 146  
**Total Distance Covered** 318.2827mi.

#### Session Fastest Lap History

NO	CL	NAME	LAP TIME	TIME OF DAY	LAP	VEHICLE
117	GP	Stuart HALL	<b>1:40.322</b>	14:55:13.145	2	Yamaha TZ250
117	GP	Stuart HALL	<b>1:39.827</b>	14:56:52.973	3	Yamaha TZ250

#### Session Leader History

NO	CL	NAME	FROM LAP	LAPS LED	DISTANCE	VEHICLE
117	GP	Stuart HALL	1	5	10.90 miles	Yamaha TZ250

#### Flag History

TYPE	TIME OF DAY
GREEN	14:51:47.640
RED	15:01:05.482

#### Flag Statistics

TYPE	COUNT	TOTAL LAPS	TOTAL TIME
Green	1	5	9:17.841
Red	1	0	4:49.908
Safety Car	0	0	0.000
FCY	0	0	0.000

# BMCRC - MRO Championships 2022 - Rnd 5 @ Cadwell Park

## EDlasia Formula 400 & Blue Haze GP

### RACE 8 - STATISTICS

**CLASS : GP**

12 Starters

#### Fastest Lap History

NO	NAME	LAP TIME	TIME OF DAY	LAP	VEHICLE
117	Stuart HALL	<b>1:40.322</b>	14:55:13.145	2	Yamaha TZ250
117	Stuart HALL	<b>1:39.827</b>	14:56:52.973	3	Yamaha TZ250

#### Leader History

NO	NAME	FROM LAP	LAPS LED	DISTANCE	VEHICLE
117	Stuart HALL	1	5	10.90 miles	Yamaha TZ250

# BMCRC - MRO Championships 2022 - Rnd 5 @ Cadwell Park

## EDlasia Formula 400 & Blue Haze GP

### RACE 8 - STATISTICS

CLASS :

10 Starters

#### Fastest Lap History

NO	NAME	LAP TIME	TIME OF DAY	LAP	VEHICLE
1	James SEATH	1:43.083	14:55:22.258	2	Kawasaki ZXR400 L9
48	Richie WELSH	1:42.553	14:55:22.447	2	Yamaha FZR 400 RRSP
48	Richie WELSH	1:41.668	14:57:04.115	3	Yamaha FZR 400 RRSP
45	Mark THOMPSON	1:41.503	14:58:46.713	4	Kawasaki ZXR400

#### Leader History

NO	NAME	FROM LAP	LAPS LED	DISTANCE	VEHICLE
1	James SEATH	1	2	4.36 miles	Kawasaki ZXR400 L9
48	Richie WELSH	3	3	6.54 miles	Yamaha FZR 400 RRSP

# BMCRC - MRO Championships 2022 - Rnd 5 @ Cadwell Park

## EDlasia Formula 400 & Blue Haze GP

### RACE 8 - STATISTICS

**CLASS : R**

1 Starters

#### Fastest Lap History

NO	NAME	LAP TIME	TIME OF DAY	LAP	VEHICLE
56	Phil MARSH	<b>1:52.616</b>	14:55:43.332	2	Kawasaki ZXR400
56	Phil MARSH	<b>1:51.133</b>	14:57:34.465	3	Kawasaki ZXR400

#### Leader History

NO	NAME	FROM LAP	LAPS LED	DISTANCE	VEHICLE
56	Phil MARSH	1	4	8.72 miles	Kawasaki ZXR400

# BMCRC - MRO Championships 2022 - Rnd 5 @ Cadwell Park

## EDlasia Formula 400 & Blue Haze GP

### RACE 8 - STATISTICS

CLASS : S

5 Starters

#### Fastest Lap History

NO	NAME	LAP TIME	TIME OF DAY	LAP	VEHICLE
33	Carl JOHNSTONE	1:47.011	14:55:30.061	2	Yamaha FZR400RR
33	Carl JOHNSTONE	1:46.155	14:57:16.214	3	Yamaha FZR400RR
33	Carl JOHNSTONE	1:45.614	14:59:01.828	4	Yamaha FZR400RR

#### Leader History

NO	NAME	FROM LAP	LAPS LED	DISTANCE	VEHICLE
33	Carl JOHNSTONE	1	5	10.90 miles	Yamaha FZR400RR



# BMCRC - MRO Championships 2022 - Rnd 5 @ Cadwell Park

## EDlasia Formula 400 & Blue Haze GP

### RACE 8 - STATISTICS

**CLASS : S/R**

2 Starters

#### Fastest Lap History

NO	NAME	LAP TIME	TIME OF DAY	LAP	VEHICLE
25	Haydon SMITH	<b>1:47.925</b>	14:55:34.255	2	Kawasaki ZXR400
25	Haydon SMITH	<b>1:46.869</b>	14:57:21.124	3	Kawasaki ZXR400

#### Leader History

NO	NAME	FROM LAP	LAPS LED	DISTANCE	VEHICLE
25	Haydon SMITH	1	5	10.90 miles	Kawasaki ZXR400

# BMCRC - MRO Championships 2022 - Rnd 5 @ Cadwell Park

## EDlasia Formula 400 & Blue Haze GP

### RACE 8 - STATISTICS

**CLASS : JSS**

**3 Starters**

#### Fastest Lap History

NO	NAME	LAP TIME	TIME OF DAY	LAP	VEHICLE
74	Finn SMART-WEEDEN	<b>1:42.101</b>	14:55:18.839	2	Kawasaki NINJA 400 (JSS)
74	Finn SMART-WEEDEN	<b>1:41.617</b>	14:58:42.843	4	Kawasaki NINJA 400 (JSS)
93	Mikey HARDIE	<b>1:40.608</b>	14:58:48.570	4	Kawasaki NINJA 400 (JSS)

#### Leader History

NO	NAME	FROM LAP	LAPS LED	DISTANCE	VEHICLE
74	Finn SMART-WEEDEN	1	5	10.90 miles	Kawasaki NINJA 400 (JSS)

# BMCRC - MRO Championships 2022 - Rnd 5 @ Cadwell Park



## EDlasia Formula 400 & Blue Haze GP



### RACE 17 - GRID (7 Laps) - AMENDED

ROW 11	31	1:56.990	<b>681</b> Liam ARMITAGE	32	1:57.905	<b>156</b> Jack WOLF	33	2:00.440	<b>147</b> John HANNAFORD
ROW 10				28	1:56.127	<b>88</b> George PRINOS	29	1:56.335	<b>73</b> Colvin TURNER
							30	1:56.973	<b>400</b> Stuart THURTLÉ
ROW 9	25	1:54.092	<b>32</b> Conor MURRAY	26	1:54.552	<b>15</b> Julian DAWÉ	27	1:55.496	<b>24</b> Harley GODZISZ
ROW 8				22	1:50.133	<b>58</b> Matthew WOOD	23	1:51.133	<b>56</b> Phil MARSH
							24	1:53.078	<b>10</b> Mike BRUNSDON
ROW 7	19	1:48.283	<b>60</b> Richard HAYWARD	20	1:48.495	<b>17</b> Sam HIRST	21	1:48.671	<b>110</b> Mark HAIGH
ROW 6				16	1:47.216	<b>3</b> Tom BARRETT	17	1:47.283	<b>65</b> Andrew MOXON
							18	1:47.863	<b>0</b> Paul TOLAND
ROW 5	13	1:45.343	<b>29</b> Phil HARVEY	14	1:45.614	<b>33</b> Carl JOHNSTONE	15	1:46.869	<b>25</b> Haydon SMITH
ROW 4				10		<b>7</b> Bruce DUNN	11	1:44.889	<b>64</b> Phil ELLIS
							12	1:45.314	<b>46</b> Frank SWAIN
ROW 3	7	1:41.668	<b>48</b> Richie WELSH	8	1:42.538	<b>14</b> James McMANUS	9	1:43.083	<b>1</b> James SEATH
ROW 2				4	1:41.146	<b>8</b> Phil ATKINSON	5	1:41.503	<b>45</b> Mark THOMPSON
							6	1:41.617	<b>74</b> Finn SMART-WEEDEN
ROW 1	1	1:39.827	<b>117</b> Stuart HALL	2	1:40.608	<b>93</b> Mikey HARDIE	3	1:40.733	<b>50</b> Sean MORRISON
			<b>Pole</b>						

Cadwell Park: 2.1800 miles

These results are provisional until the conclusion of any judicial and technical matters.

Clerk Of Course :	Stewards :	Timekeeper : Sarah Evans
-------------------	------------	--------------------------

Results can be found at [www.tsl-timing.com](http://www.tsl-timing.com)

Printed - 17:11 Saturday, 25 June 2022



# BMCRC - MRO Championships 2022 - Rnd 5 @ Cadwell Park



## EDlasia Formula 400 & Blue Haze GP



### RACE 17 - CLASSIFICATION

POS	NO	CL	PIC NAME	ENTRY	LAPS	TIME	GAP	DIFF	MPH	BEST	ON
1	117	GP	1 Stuart HALL	Yamaha TZ250 -	7	11:56.792			76.64	1:39.551	2
2	48		1 Richie WELSH	Yamaha FZR 400 RRSP - EDEN'S BABY EXPERIE	7	12:04.974	8.182	8.182	75.77	1:42.046	4
3	7	GP	2 Bruce DUNN	Yamaha TZ250 - Bilstein UK	7	12:04.991	8.199	0.017	75.77	1:41.296	6
4	93	JSS	1 Mikey HARDIE	Kawasaki NINJA 400 (JSS) - 113 Events / Affinity at	7	12:11.704	14.912	6.713	75.08	1:42.222	6
5	14	JSS	2 James McMANUS	Kawasaki NINJA 400 (JSS) - Completely motorbikes	7	12:11.785	14.993	0.081	75.07	1:41.909	6
6	50	GP	3 Sean MORRISON	Honda RS 250 - Fincham's two strokes	7	12:15.221	18.429	3.436	74.72	1:43.571	6
7	45*		2 Mark THOMPSON	Kawasaki ZXR400 - Flintstone Tyres / David Simon	7	12:18.485	21.693	3.264	74.39	1:42.672	4
8	1		3 James SEATH	Kawasaki ZXR400 L9 - Ovenden Earthmoving	7	12:20.046	23.254	1.561	74.23	1:44.117	3
9	74*	JSS	3 Finn SMART-WEEDEN	Kawasaki NINJA 400 (JSS) - Mum and Dad	7	12:21.145	24.353	1.099	74.12	1:42.615	6
10	46	GP	4 Frank SWAIN	Honda RS250NX5 -	7	12:28.147	31.355	7.002	73.42	1:45.309	2
11	64	GP	5 Phil ELLIS	Yamaha TZ250 4TW -	7	12:28.351	31.559	0.204	73.40	1:45.100	7
12	29	GP	6 Phil HARVEY	Honda RS250CC - CSC Racing	7	12:32.427	35.635	4.076	73.01	1:45.284	5
13	3	GP	7 Tom BARRETT	Honda RS250 - The Two Stroke Workshop	7	12:37.985	41.193	5.558	72.47	1:45.920	6
14	65		4 Andrew MOXON	Honda VFR 400 NC30 - Vanguard motorsport Uckfit	7	12:38.258	41.466	0.273	72.45	1:46.452	3
15	25	S/R	1 Haydon SMITH	Kawasaki ZXR400 - HI-Precision Engineering Ltd	7	12:38.776	41.984	0.518	72.40	1:46.578	6
16	110		5 Mark HAIGH	Aprilia RS250 - Chesterfield CarClinic/The Tuning W	7	12:38.939	42.147	0.163	72.38	1:46.314	7
17	0	GP	8 Paul TOLAND	Yamaha TZ 250 4TW - Kippers keys	7	12:44.144	47.352	5.205	71.89	1:47.202	7
18	33	S	1 Carl JOHNSTONE	Yamaha FZR400RR - EDlasia	7	12:44.927	48.135	0.783	71.81	1:47.540	6
19	58		6 Matthew WOOD	Kawasaki NINJA 400 (JSS) -	7	12:45.526	48.734	0.599	71.76	1:46.542	7
20	60	GP	9 Richard HAYWARD	Yamaha TZ250 - Hazel Motors/ Gforce	7	13:04.278	1:07.486	18.752	70.04	1:49.235	5
21	56	R	1 Phil MARSH	Kawasaki ZXR400 -	7	13:04.868	1:08.076	0.590	69.99	1:49.405	2
22	24	S	2 Harley GODZISZ	Honda NC30 - Kamper Security	7	13:31.298	1:34.506	26.430	67.71	1:53.775	7
23	10		7 Mike BRUNSDON	Kawasaki NINJA 400 - CF Fairford	7	13:31.813	1:35.021	0.515	67.67	1:52.306	5
24	88	GP	10 George PRINOS	Yamaha TZ250 - KAPPA PLANNING LTD	7	13:40.332	1:43.540	8.519	66.96	1:54.793	7
25	15	S	3 Julian DAWE	Honda RVF400 - EM Acoustics	7	13:41.732	1:44.940	1.400	66.85	1:55.008	7
26	400	S	4 Stuart THURTL	-	7	13:49.884	1:53.092	8.152	66.19	1:56.252	7
27	681	S/R	2 Liam ARMITAGE	Kawasaki ZXR400 - LA KITCHENS	7	13:51.417	1:54.625	1.533	66.07	1:55.926	2
28	73	S	5 Colvin TURNER	Yamaha TZR250 -	6	11:58.725	1 Lap	1 Lap	65.51	1:56.079	2
29	147	GP	11 John HANNAFORD	Yamaha TZ350D -	6	12:15.495	1 Lap	16.770	64.02	1:58.981	3
30	156		8 Jack WOLF	-	6	12:19.601	1 Lap	4.106	63.66	1:58.877	2

#### NOT CLASSIFIED

DNF	32		Conor MURRAY	Kawasaki NINJA 300 -	3	5:58.918	4 Laps	3 Laps	65.59	1:55.933	2
-----	----	--	--------------	----------------------	---	----------	--------	--------	-------	----------	---

#### FASTEST LAP

117	GP	Stuart HALL	Yamaha TZ250 -	2	1:39.551	78.83 mph	126.87 kph
14	JSS	James McMANUS	Kawasaki NINJA 400 (JSS) - Completely motorbikes	6	1:41.909	77.01 mph	123.93 kph
48		Richie WELSH	Yamaha FZR 400 RRSP - EDEN'S BABY EXPERIE	4	1:42.046	76.90 mph	123.77 kph
25	S/R	Haydon SMITH	Kawasaki ZXR400 - HI-Precision Engineering Ltd	6	1:46.578	73.63 mph	118.50 kph
33	S	Carl JOHNSTONE	Yamaha FZR400RR - EDlasia	6	1:47.540	72.97 mph	117.44 kph
56	R	Phil MARSH	Kawasaki ZXR400 -	2	1:49.405	71.73 mph	115.44 kph

Bikes #45 & #74 - 10 second penalty - Jump start

Race Distance: 7 Laps / 15.26 miles

Cadwell Park: 2.1800 miles

Weather / Track : Bright / Dry

These results are provisional until the conclusion of any judicial and technical matters.

Date: 25/06/2022 Start: 17:58 Finish: 18:10

Clerk Of Course :	Stewards :	Timekeeper : Sarah Evans
-------------------	------------	--------------------------

Results can be found at [www.tsl-timing.com](http://www.tsl-timing.com)

Printed - 18:15 Saturday, 25 June 2022



# BMCRC - MRO Championships 2022 - Rnd 5 @ Cadwell Park

## EDlasia Formula 400 & Blue Haze GP

### RACE 17 - LAP CHART

#### LAP 1 @ 17:59:52.086

NO	BEHIND	LAP TIME
117		1:45.760
45	2.664	1:48.424
50	3.390	1:49.150
48	4.244	1:50.004
74	5.616	1:51.376
93	6.725	1:52.485
7	6.992	1:52.752
14	7.442	1:53.202
1	7.719	1:53.479
46	8.284	1:54.044
64	8.611	1:54.371
29	9.959	1:55.719
3	10.745	1:56.505
33	10.811	1:56.571
25	11.205	1:56.965
110	11.561	1:57.321
0	11.812	1:57.572
65	12.127	1:57.887
56	12.935	1:58.695
58	13.511	1:59.271
24	18.636	2:04.396
60	18.654	2:04.414
15	19.780	2:05.540
73	20.349	2:06.109
10	20.482	2:06.242
32	20.622	2:06.382
400	21.148	2:06.908
681	22.128	2:07.888
88	22.952	2:08.712
156	24.705	2:10.465
147	30.716	2:16.476

#### LAP 2 @ 18:01:31.637

NO	BEHIND	LAP TIME
117		1:39.551
45	6.813	1:43.700
48	7.033	1:42.340
50	8.053	1:44.214
7	9.402	1:41.961
93	10.344	1:43.170
74	10.387	1:44.322
1	12.617	1:44.449
14	13.193	1:45.302
46	14.042	1:45.309
64	14.588	1:45.528
29	17.248	1:46.840
3	18.410	1:47.216
25	18.907	1:47.253
33	19.198	1:47.938
65	19.558	1:46.982
110	19.938	1:47.928
0	20.611	1:48.350
56	22.789	1:49.405
58	23.570	1:49.610
60	28.914	1:49.811
24	33.666	1:54.581
15	36.427	1:56.198
73	36.877	1:56.079
32	37.004	1:55.933
10	37.331	1:56.400
400	38.051	1:56.454
681	38.503	1:55.926
88	38.767	1:55.366

#### LAP 3 @ 18:03:11.344

NO	BEHIND	LAP TIME
117		1:39.707
48	9.726	1:42.400
45	10.563	1:43.457
50	12.565	1:44.219
7	13.013	1:43.318
74	13.822	1:43.142
93	14.028	1:43.391
14	16.063	1:42.577
1	17.027	1:44.117
46	20.084	1:45.749
64	21.627	1:46.746
29	23.380	1:45.839
3	25.537	1:46.834
25	26.031	1:46.831
65	26.303	1:46.452
110	27.457	1:47.226
0	29.129	1:48.225
33	29.391	1:49.900
58	31.393	1:47.530
56	33.808	1:50.726
60	38.695	1:49.488
24	48.475	1:54.516
15	52.826	1:56.106
10	53.275	1:55.651
73	53.809	1:56.639
32	53.900	1:56.603
88	54.656	1:55.596
400	54.785	1:56.441
681	56.467	1:57.671
156	1:06.752	2:02.428
147	1:10.523	1:58.981

#### LAP 4 @ 18:04:51.626

NO	BEHIND	LAP TIME
117		1:40.282
48	11.490	1:42.046
45	12.953	1:42.672
7	14.918	1:42.187
74	16.848	1:43.308
93	17.200	1:43.454
50	17.270	1:44.987
14	18.316	1:42.535
1	21.166	1:44.421
46	25.419	1:45.617
64	26.535	1:45.190
29	28.790	1:45.692
3	32.655	1:47.400
65	32.989	1:46.968
25	33.474	1:47.725
110	33.793	1:46.618
0	36.124	1:47.277
33	36.762	1:47.653
58	39.070	1:47.959
56	43.923	1:50.397
60	48.490	1:50.077
24	1:03.152	1:54.959
10	1:05.928	1:52.935
15	1:08.335	1:55.791
88	1:09.505	1:55.131
681	1:13.754	1:57.569

#### LAP 5 @ 18:06:32.479

NO	BEHIND	LAP TIME
117		1:40.853
48	13.267	1:42.630
7	15.678	1:41.613
45	15.826	1:43.726
74	18.657	1:42.662
93	18.971	1:42.624
14	20.456	1:42.993
50	21.611	1:45.194
1	24.519	1:44.206
46	30.792	1:46.226
64	31.891	1:46.209
29	33.221	1:45.284
3	38.662	1:46.860
65	39.189	1:47.053
25	39.339	1:46.718
110	39.966	1:47.026
0	43.103	1:47.832
33	43.656	1:47.747
58	45.524	1:47.307
56	55.925	1:52.855
60	56.872	1:49.235
24	1:16.703	1:54.404
10	1:17.381	1:52.306
88	1:24.263	1:55.611
15	1:24.283	1:56.801
400	1:30.413	1:56.980
681	1:30.780	1:57.879
73	1:35.330	1:58.238

#### LAP 6 @ 18:08:13.792

NO	BEHIND	LAP TIME
117		1:41.313
147	1 Lap	1:59.614
156	1 Lap	2:01.258
48	14.474	1:42.520
7	15.661	1:41.296
45	17.312	1:42.799
93	19.880	1:42.222
74	19.959	1:42.615
14	21.052	1:41.909
50	23.869	1:43.571
1	27.545	1:44.339
46	35.337	1:45.858
64	35.785	1:45.207
29	37.479	1:45.571
3	43.269	1:45.920
65	44.338	1:46.462
25	44.604	1:46.578
110	45.159	1:46.506
0	49.476	1:47.686
33	49.883	1:47.540
58	51.518	1:47.307
56	1:05.732	1:51.120
60	1:06.527	1:50.968
10	1:29.856	1:53.788
24	1:30.057	1:54.667
88	1:38.073	1:55.123
15	1:39.258	1:56.288

#### LAP 7 @ 18:10:03.118

NO	BEHIND	LAP TIME
117		1:49.326
73	1 Lap	1:57.242
48	8.182	1:43.034
7	8.199	1:41.864
45	11.693	1:43.707
74	14.353	1:43.720
93	14.912	1:44.358
14	14.993	1:43.267
50	18.429	1:43.886
147	1 Lap	2:00.003
156	1 Lap	2:01.505
1	23.254	1:45.035
46	31.355	1:45.344
64	31.559	1:45.100
29	35.635	1:47.482
3	41.193	1:47.250
65	41.466	1:46.454
25	41.984	1:46.706
110	42.147	1:46.314
0	47.352	1:47.202
33	48.135	1:47.578
58	48.734	1:46.542
60	1:07.486	1:50.285
56	1:08.076	1:51.670
24	1:34.506	1:53.775
10	1:35.021	1:54.491
88	1:43.540	1:54.793
15	1:44.940	1:55.008
400	1:53.092	1:56.252
681	1:54.625	1:57.379

# BMCRC - MRO Championships 2022 - Rnd 5 @ Cadwell Park

## EDlasia Formula 400 & Blue Haze GP

### RACE 17 - SECTOR ANALYSIS



SECTOR 1 = FL to I1, SECTOR 2 = I1 to FL, DIFF = Difference To Personal Best Lap, P = Crossed Finish Line in Pit Lane, D = Time Disallowed

P1 117 GP		Stuart HALL		Yamaha TZ250 -		
IDEAL LAP TIME : 1:39.501		BEST LAP TIME : 1:39.551		DIFFERENCE : 0.050		
LAP	SECTOR 1	SECTOR 2	LAP TIME	MPH	DIFF	TIME OF DAY
1 -		41.712	1:45.760	74.20	6.209	17:59:52.086
2 -	57.865	<b>41.686</b>	<b>1:39.551 (1)</b>	<b>78.83</b>		<b>18:01:31.637</b>
3 -	<b>57.815</b>	41.892	1:39.707 (2)	78.71	0.156	18:03:11.344
4 -	58.144	42.138	1:40.282 (3)	78.25	0.731	18:04:51.626
5 -	58.632	42.221	1:40.853	77.81	1.302	18:06:32.479
6 -	58.810	42.503	1:41.313	77.46	1.762	18:08:13.792
7 -	58.901	50.425	1:49.326	71.78	9.775	18:10:03.118

P2 48		Richie WELSH		Yamaha FZR 400 RRSP - EDEN'S BABY EXPERIENCES/ PETI		
IDEAL LAP TIME : 1:41.951		BEST LAP TIME : 1:42.046		DIFFERENCE : 0.095		
LAP	SECTOR 1	SECTOR 2	LAP TIME	MPH	DIFF	TIME OF DAY
1 -		43.286	1:50.004	71.34	7.958	17:59:56.330
2 -	59.602	42.738	1:42.340 (2)	76.68	0.294	18:01:38.670
3 -	<b>59.299</b>	43.101	1:42.400 (3)	76.64	0.354	18:03:21.070
4 -	59.394	<b>42.652</b>	<b>1:42.046 (1)</b>	<b>76.90</b>		<b>18:05:03.116</b>
5 -	59.715	42.915	1:42.630	76.46	0.584	18:06:45.746
6 -	59.383	43.137	1:42.520	76.55	0.474	18:08:28.266
7 -	59.837	43.197	1:43.034	76.16	0.988	18:10:11.300

P3 7 GP		Bruce DUNN		Yamaha TZ250 - Bilstein UK		
IDEAL LAP TIME : 1:41.296		BEST LAP TIME : 1:41.296		DIFFERENCE : 0.000		
LAP	SECTOR 1	SECTOR 2	LAP TIME	MPH	DIFF	TIME OF DAY
1 -		44.789	1:52.752	69.60	11.456	17:59:59.078
2 -	58.962	42.999	1:41.961	76.97	0.665	18:01:41.039
3 -	59.467	43.851	1:43.318	75.96	2.022	18:03:24.357
4 -	59.146	43.041	1:42.187	76.80	0.891	18:05:06.544
5 -	58.689	42.924	1:41.613 (2)	77.23	0.317	18:06:48.157
6 -	<b>58.479</b>	<b>42.817</b>	<b>1:41.296 (1)</b>	<b>77.47</b>		<b>18:08:29.453</b>
7 -	59.042	42.822	1:41.864 (3)	77.04	0.568	18:10:11.317

P4 93 JSS		Mikey HARDIE		Kawasaki NINJA 400 (JSS) - 113 Events / Affinity academy		
IDEAL LAP TIME : 1:42.028		BEST LAP TIME : 1:42.222		DIFFERENCE : 0.194		
LAP	SECTOR 1	SECTOR 2	LAP TIME	MPH	DIFF	TIME OF DAY
1 -		45.410	1:52.485	69.76	10.263	17:59:58.811
2 -	59.554	43.616	1:43.170 (3)	76.06	0.948	18:01:41.981
3 -	1:00.379	43.012	1:43.391	75.90	1.169	18:03:25.372
4 -	<b>59.499</b>	43.955	1:43.454	75.86	1.232	18:05:08.826
5 -	59.888	42.736	1:42.624 (2)	76.47	0.402	18:06:51.450
6 -	59.693	<b>42.529</b>	<b>1:42.222 (1)</b>	<b>76.77</b>		<b>18:08:33.672</b>
7 -	1:00.639	43.719	1:44.358	75.20	2.136	18:10:18.030

P5 14 JSS		James McMANUS		Kawasaki NINJA 400 (JSS) - Completely motorbikes		
IDEAL LAP TIME : 1:41.909		BEST LAP TIME : 1:41.909		DIFFERENCE : 0.000		
LAP	SECTOR 1	SECTOR 2	LAP TIME	MPH	DIFF	TIME OF DAY
1 -		45.203	1:53.202	69.32	11.293	17:59:59.528
2 -	1:01.083	44.219	1:45.302	74.52	3.393	18:01:44.830
3 -	59.582	42.995	1:42.577 (3)	76.50	0.668	18:03:27.407
4 -	59.929	42.606	1:42.535 (2)	76.54	0.626	18:05:09.942
5 -	1:00.232	42.761	1:42.993	76.20	1.084	18:06:52.935
6 -	<b>59.362</b>	<b>42.547</b>	<b>1:41.909 (1)</b>	<b>77.01</b>		<b>18:08:34.844</b>
7 -	59.645	43.622	1:43.267	75.99	1.358	18:10:18.111

# BMCRC - MRO Championships 2022 - Rnd 5 @ Cadwell Park

## EDlasia Formula 400 & Blue Haze GP

### RACE 17 - SECTOR ANALYSIS



SECTOR 1 = FL to I1, SECTOR 2 = I1 to FL, DIFF = Difference To Personal Best Lap, P = Crossed Finish Line in Pit Lane, D = Time Disallowed

P6 50 GP		Sean MORRISON		Honda RS 250 - Fincham's two strokes		
IDEAL LAP TIME : 1:42.887		BEST LAP TIME : 1:43.571		DIFFERENCE : 0.684		
LAP	SECTOR 1	SECTOR 2	LAP TIME	MPH	DIFF	TIME OF DAY
1 -		<b>42.948</b>	1:49.150	71.90	5.579	17:59:55.476
2 -	1:00.339	43.875	1:44.214 (3)	75.30	0.643	18:01:39.690
3 -	1:00.694	43.525	1:44.219	75.30	0.648	18:03:23.909
4 -	1:00.346	44.641	1:44.987	74.75	1.416	18:05:08.896
5 -	1:01.742	43.452	1:45.194	74.60	1.623	18:06:54.090
6 -	1:00.443	43.128	<b>1:43.571 (1)</b>	<b>75.77</b>		<b>18:08:37.661</b>
7 -	<b>59.939</b>	43.947	1:43.886 (2)	75.54	0.315	18:10:21.547

P7 45		Mark THOMPSON		Kawasaki ZXR400 - Flintstone Tyres / David Simon Tuning		
IDEAL LAP TIME : 1:42.403		BEST LAP TIME : 1:42.672		DIFFERENCE : 0.269		
LAP	SECTOR 1	SECTOR 2	LAP TIME	MPH	DIFF	TIME OF DAY
1 -		42.977	1:48.424	72.38	5.752	17:59:54.750
2 -	1:00.003	43.697	1:43.700	75.68	1.028	18:01:38.450
3 -	1:00.445	43.012	1:43.457 (3)	75.85	0.785	18:03:21.907
4 -	59.745	<b>42.927</b>	<b>1:42.672 (1)</b>	<b>76.43</b>		<b>18:05:04.579</b>
5 -	1:00.025	43.701	1:43.726	75.66	1.054	18:06:48.305
6 -	<b>59.476</b>	43.323	1:42.799 (2)	76.34	0.127	18:08:31.104
7 -	1:00.020	43.687	1:43.707	75.67	1.035	18:10:14.811

P8 1		James SEATH		Kawasaki ZXR400 L9 - Ovenden Earthmoving		
IDEAL LAP TIME : 1:44.052		BEST LAP TIME : 1:44.117		DIFFERENCE : 0.065		
LAP	SECTOR 1	SECTOR 2	LAP TIME	MPH	DIFF	TIME OF DAY
1 -		44.682	1:53.479	69.15	9.362	17:59:59.805
2 -	1:00.585	43.864	1:44.449	75.13	0.332	18:01:44.254
3 -	1:00.539	43.578	<b>1:44.117 (1)</b>	<b>75.37</b>		<b>18:03:28.371</b>
4 -	1:00.844	<b>43.577</b>	1:44.421	75.15	0.304	18:05:12.792
5 -	1:00.521	43.685	1:44.206 (2)	75.31	0.089	18:06:56.998
6 -	<b>1:00.475</b>	43.864	1:44.339 (3)	75.21	0.222	18:08:41.337
7 -	1:00.853	44.182	1:45.035	74.71	0.918	18:10:26.372

P9 74 JSS		Finn SMART-WEEDEN		Kawasaki NINJA 400 (JSS) - Mum and Dad		
IDEAL LAP TIME : 1:42.079		BEST LAP TIME : 1:42.615		DIFFERENCE : 0.536		
LAP	SECTOR 1	SECTOR 2	LAP TIME	MPH	DIFF	TIME OF DAY
1 -		44.474	1:51.376	70.46	8.761	17:59:57.702
2 -	1:00.598	43.724	1:44.322	75.22	1.707	18:01:42.024
3 -	1:00.133	43.009	1:43.142 (3)	76.08	0.527	18:03:25.166
4 -	<b>59.439</b>	43.869	1:43.308	75.96	0.693	18:05:08.474
5 -	1:00.022	<b>42.640</b>	1:42.662 (2)	76.44	0.047	18:06:51.136
6 -	59.713	42.902	<b>1:42.615 (1)</b>	<b>76.48</b>		<b>18:08:33.751</b>
7 -	1:00.434	43.286	1:43.720	75.66	1.105	18:10:17.471

P10 46 GP		Frank SWAIN		Honda RS250NX5 -		
IDEAL LAP TIME : 1:45.017		BEST LAP TIME : 1:45.309		DIFFERENCE : 0.292		
LAP	SECTOR 1	SECTOR 2	LAP TIME	MPH	DIFF	TIME OF DAY
1 -		47.472	1:54.044	68.81	8.735	18:00:00.370
2 -	<b>1:00.729</b>	44.580	<b>1:45.309 (1)</b>	<b>74.52</b>		<b>18:01:45.679</b>
3 -	1:00.885	44.864	1:45.749	74.21	0.440	18:03:31.428
4 -	1:00.768	44.849	1:45.617 (3)	74.30	0.308	18:05:17.045
5 -	1:01.286	44.940	1:46.226	73.88	0.917	18:07:03.271
6 -	1:01.232	44.626	1:45.858	74.13	0.549	18:08:49.129
7 -	1:01.056	<b>44.288</b>	1:45.344 (2)	74.49	0.035	18:10:34.473

# BMCRC - MRO Championships 2022 - Rnd 5 @ Cadwell Park

## EDlasia Formula 400 & Blue Haze GP

### RACE 17 - SECTOR ANALYSIS



SECTOR 1 = FL to I1, SECTOR 2 = I1 to FL, DIFF = Difference To Personal Best Lap, P = Crossed Finish Line in Pit Lane, D = Time Disallowed

P11 64 GP		Phil ELLIS		Yamaha TZ250 4TW -			
IDEAL LAP TIME : 1:44.836		BEST LAP TIME : 1:45.100		DIFFERENCE : 0.264			
LAP	SECTOR 1	SECTOR 2	LAP TIME	MPH	DIFF	TIME OF DAY	
1 -		44.917	1:54.371	68.61	9.271	18:00:00.697	
2 -	1:01.038	44.490	1:45.528	74.36	0.428	18:01:46.225	
3 -	1:01.296	45.450	1:46.746	73.52	1.646	18:03:32.971	
4 -	1:01.109	44.081	1:45.190 (2)	74.60	0.090	18:05:18.161	
5 -	1:01.218	44.991	1:46.209	73.89	1.109	18:07:04.370	
6 -	1:01.199	<b>44.008</b>	1:45.207 (3)	74.59	0.107	18:08:49.577	
7 -	<b>1:00.828</b>	44.272	<b>1:45.100 (1)</b>	<b>74.67</b>		<b>18:10:34.677</b>	

P12 29 GP		Phil HARVEY		Honda RS250CC - CSC Racing			
IDEAL LAP TIME : 1:45.265		BEST LAP TIME : 1:45.284		DIFFERENCE : 0.019			
LAP	SECTOR 1	SECTOR 2	LAP TIME	MPH	DIFF	TIME OF DAY	
1 -		46.174	1:55.719	67.81	10.435	18:00:02.045	
2 -	1:02.007	44.833	1:46.840	73.45	1.556	18:01:48.885	
3 -	<b>1:00.993</b>	44.846	1:45.839	74.15	0.555	18:03:34.724	
4 -	1:01.264	44.428	1:45.692 (3)	74.25	0.408	18:05:20.416	
5 -	1:01.012	<b>44.272</b>	<b>1:45.284 (1)</b>	<b>74.54</b>		<b>18:07:05.700</b>	
6 -	1:01.114	44.457	1:45.571 (2)	74.33	0.287	18:08:51.271	
7 -	1:01.177	46.305	1:47.482	73.01	2.198	18:10:38.753	

P13 3 GP		Tom BARRETT		Honda RS250 - The Two Stroke Workshop			
IDEAL LAP TIME : 1:45.920		BEST LAP TIME : 1:45.920		DIFFERENCE : 0.000			
LAP	SECTOR 1	SECTOR 2	LAP TIME	MPH	DIFF	TIME OF DAY	
1 -		46.161	1:56.505	67.36	10.585	18:00:02.831	
2 -	1:01.879	45.337	1:47.216	73.19	1.296	18:01:50.047	
3 -	1:01.448	45.386	1:46.834 (2)	73.46	0.914	18:03:36.881	
4 -	1:01.439	45.961	1:47.400	73.07	1.480	18:05:24.281	
5 -	1:01.099	45.761	1:46.860 (3)	73.44	0.940	18:07:11.141	
6 -	<b>1:00.848</b>	<b>45.072</b>	<b>1:45.920 (1)</b>	<b>74.09</b>		<b>18:08:57.061</b>	
7 -	1:01.067	46.183	1:47.250	73.17	1.330	18:10:44.311	

P14 65		Andrew MOXON		Honda VFR 400 NC30 - Vanguard motorsport Uckfield + DART I			
IDEAL LAP TIME : 1:45.679		BEST LAP TIME : 1:46.452		DIFFERENCE : 0.773			
LAP	SECTOR 1	SECTOR 2	LAP TIME	MPH	DIFF	TIME OF DAY	
1 -		45.979	1:57.887	66.57	11.435	18:00:04.213	
2 -	1:01.695	45.287	1:46.982	73.35	0.530	18:01:51.195	
3 -	1:01.851	44.601	<b>1:46.452 (1)</b>	<b>73.72</b>		<b>18:03:37.647</b>	
4 -	1:01.234	45.734	1:46.968	73.36	0.516	18:05:24.615	
5 -	<b>1:01.227</b>	45.826	1:47.053	73.31	0.601	18:07:11.668	
6 -	1:02.010	<b>44.452</b>	1:46.462 (3)	73.71	0.010	18:08:58.130	
7 -	1:01.922	44.532	1:46.454 (2)	73.72	0.002	18:10:44.584	

P15 25 S/R		Haydon SMITH		Kawasaki ZXR400 - HI-Precision Engineering Ltd			
IDEAL LAP TIME : 1:45.495		BEST LAP TIME : 1:46.578		DIFFERENCE : 1.083			
LAP	SECTOR 1	SECTOR 2	LAP TIME	MPH	DIFF	TIME OF DAY	
1 -		46.161	1:56.965	67.09	10.387	18:00:03.291	
2 -	1:01.868	45.385	1:47.253	73.17	0.675	18:01:50.544	
3 -	1:01.860	44.971	1:46.831	73.46	0.253	18:03:37.375	
4 -	1:02.019	45.706	1:47.725	72.85	1.147	18:05:25.100	
5 -	<b>1:01.262</b>	45.456	1:46.718 (3)	73.54	0.140	18:07:11.818	
6 -	1:02.345	<b>44.233</b>	<b>1:46.578 (1)</b>	<b>73.63</b>		<b>18:08:58.396</b>	
7 -	1:02.068	44.638	1:46.706 (2)	73.54	0.128	18:10:45.102	



# BMCRC - MRO Championships 2022 - Rnd 5 @ Cadwell Park

## EDlasia Formula 400 & Blue Haze GP

### RACE 17 - SECTOR ANALYSIS



SECTOR 1 = FL to I1, SECTOR 2 = I1 to FL, DIFF = Difference To Personal Best Lap, P = Crossed Finish Line in Pit Lane, D = Time Disallowed

P16 110		Mark HAIGH		Aprilia RS250 - Chesterfield CarClinic/The Tuning Works			
IDEAL LAP TIME : 1:45.472		BEST LAP TIME : 1:46.314		DIFFERENCE : 0.842			
LAP	SECTOR 1	SECTOR 2	LAP TIME	MPH	DIFF	TIME OF DAY	
1 -		46.329	1:57.321	66.89	11.007	18:00:03.647	
2 -	1:01.890	46.038	1:47.928	72.71	1.614	18:01:51.575	
3 -	1:01.751	45.475	1:47.226	73.19	0.912	18:03:38.801	
4 -	1:01.541	45.077	1:46.618 (3)	73.60	0.304	18:05:25.419	
5 -	<b>1:01.250</b>	45.776	1:47.026	73.32	0.712	18:07:12.445	
6 -	1:01.940	44.566	1:46.506 (2)	73.68	0.192	18:08:58.951	
7 -	1:02.092	<b>44.222</b>	<b>1:46.314 (1)</b>	<b>73.81</b>		<b>18:10:45.265</b>	

P17 0 GP		Paul TOLAND		Yamaha TZ 250 4TW - Kippers keys			
IDEAL LAP TIME : 1:46.956		BEST LAP TIME : 1:47.202		DIFFERENCE : 0.246			
LAP	SECTOR 1	SECTOR 2	LAP TIME	MPH	DIFF	TIME OF DAY	
1 -		46.165	1:57.572	66.75	10.370	18:00:03.898	
2 -	1:02.830	45.520	1:48.350	72.43	1.148	18:01:52.248	
3 -	<b>1:02.119</b>	46.106	1:48.225	72.51	1.023	18:03:40.473	
4 -	1:02.126	45.151	1:47.277 (2)	73.15	0.075	18:05:27.750	
5 -	1:02.707	45.125	1:47.832	72.78	0.630	18:07:15.582	
6 -	1:02.571	45.115	1:47.686 (3)	72.87	0.484	18:09:03.268	
7 -	1:02.365	<b>44.837</b>	<b>1:47.202 (1)</b>	<b>73.20</b>		<b>18:10:50.470</b>	

P18 33 S		Carl JOHNSTONE		Yamaha FZR400RR - EDlasia			
IDEAL LAP TIME : 1:46.886		BEST LAP TIME : 1:47.540		DIFFERENCE : 0.654			
LAP	SECTOR 1	SECTOR 2	LAP TIME	MPH	DIFF	TIME OF DAY	
1 -		46.529	1:56.571	67.32	9.031	18:00:02.897	
2 -	1:02.491	45.447	1:47.938	72.70	0.398	18:01:50.835	
3 -	<b>1:01.627</b>	48.273	1:49.900	71.41	2.360	18:03:40.735	
4 -	1:02.154	45.499	1:47.653 (3)	72.90	0.113	18:05:28.388	
5 -	1:02.138	45.609	1:47.747	72.83	0.207	18:07:16.135	
6 -	1:02.281	<b>45.259</b>	<b>1:47.540 (1)</b>	<b>72.97</b>		<b>18:09:03.675</b>	
7 -	1:02.316	45.262	1:47.578 (2)	72.95	0.038	18:10:51.253	

P19 58		Matthew WOOD		Kawasaki NINJA 400 (JSS) -			
IDEAL LAP TIME : 1:46.201		BEST LAP TIME : 1:46.542		DIFFERENCE : 0.341			
LAP	SECTOR 1	SECTOR 2	LAP TIME	MPH	DIFF	TIME OF DAY	
1 -		46.744	1:59.271	65.79	12.729	18:00:05.597	
2 -	1:03.276	46.334	1:49.610	71.59	3.068	18:01:55.207	
3 -	1:03.182	44.348	1:47.530	72.98	0.988	18:03:42.737	
4 -	1:03.565	44.394	1:47.959	72.69	1.417	18:05:30.696	
5 -	1:03.602	<b>43.705</b>	1:47.307 (2)	73.13	0.765	18:07:18.003	
6 -	1:03.111	44.196	1:47.307 (2)	73.13	0.765	18:09:05.310	
7 -	<b>1:02.496</b>	44.046	<b>1:46.542 (1)</b>	<b>73.66</b>		<b>18:10:51.852</b>	

P20 60 GP		Richard HAYWARD		Yamaha TZ250 - Hazel Motors/ Gforce			
IDEAL LAP TIME : 1:48.715		BEST LAP TIME : 1:49.235		DIFFERENCE : 0.520			
LAP	SECTOR 1	SECTOR 2	LAP TIME	MPH	DIFF	TIME OF DAY	
1 -		48.190	2:04.414	63.07	15.179	18:00:10.740	
2 -	1:03.866	45.945	1:49.811 (3)	71.46	0.576	18:02:00.551	
3 -	<b>1:03.250</b>	46.238	1:49.488 (2)	71.67	0.253	18:03:50.039	
4 -	1:04.393	45.684	1:50.077	71.29	0.842	18:05:40.116	
5 -	1:03.770	<b>45.465</b>	<b>1:49.235 (1)</b>	<b>71.84</b>		<b>18:07:29.351</b>	
6 -	1:04.084	46.884	1:50.968	70.72	1.733	18:09:20.319	
7 -	1:04.628	45.657	1:50.285	71.16	1.050	18:11:10.604	

# BMCR - MRO Championships 2022 - Rnd 5 @ Cadwell Park

## EDlasia Formula 400 & Blue Haze GP

### RACE 17 - SECTOR ANALYSIS



SECTOR 1 = FL to I1, SECTOR 2 = I1 to FL, DIFF = Difference To Personal Best Lap, P = Crossed Finish Line in Pit Lane, D = Time Disallowed

P21 56 R		Phil MARSH		Kawasaki ZXR400 -			
IDEAL LAP TIME : 1:49.405		BEST LAP TIME : 1:49.405		DIFFERENCE : 0.000			
LAP	SECTOR 1	SECTOR 2	LAP TIME	MPH	DIFF	TIME OF DAY	
1 -		46.316	1:58.695	66.11	9.290	18:00:05.021	
2 -	<b>1:03.728</b>	<b>45.677</b>	<b>1:49.405 (1)</b>	<b>71.73</b>		<b>18:01:54.426</b>	
3 -	1:04.611	46.115	1:50.726 (3)	70.87	1.321	18:03:45.152	
4 -	1:03.827	46.570	1:50.397 (2)	71.08	0.992	18:05:35.549	
5 -	1:05.973	46.882	1:52.855	69.54	3.450	18:07:28.404	
6 -	1:04.523	46.597	1:51.120	70.62	1.715	18:09:19.524	
7 -	1:05.125	46.545	1:51.670	70.27	2.265	18:11:11.194	

P22 24 S		Harley GODZISZ		Honda NC30 - Kamper Security			
IDEAL LAP TIME : 1:53.671		BEST LAP TIME : 1:53.775		DIFFERENCE : 0.104			
LAP	SECTOR 1	SECTOR 2	LAP TIME	MPH	DIFF	TIME OF DAY	
1 -		48.486	2:04.396	63.08	10.621	18:00:10.722	
2 -	1:06.683	47.898	1:54.581	68.49	0.806	18:02:05.303	
3 -	1:06.626	47.890	1:54.516 (3)	68.53	0.741	18:03:59.819	
4 -	1:07.016	47.943	1:54.959	68.26	1.184	18:05:54.778	
5 -	1:07.051	<b>47.353</b>	1:54.404 (2)	68.59	0.629	18:07:49.182	
6 -	1:06.373	48.294	1:54.667	68.44	0.892	18:09:43.849	
7 -	<b>1:06.318</b>	47.457	<b>1:53.775 (1)</b>	<b>68.97</b>		<b>18:11:37.624</b>	

P23 10		Mike BRUNSDON		Kawasaki NINJA 400 - CF Fairford			
IDEAL LAP TIME : 1:50.676		BEST LAP TIME : 1:52.306		DIFFERENCE : 1.630			
LAP	SECTOR 1	SECTOR 2	LAP TIME	MPH	DIFF	TIME OF DAY	
1 -		49.137	2:06.242	62.16	13.936	18:00:12.568	
2 -	1:07.038	49.362	1:56.400	67.42	4.094	18:02:08.968	
3 -	1:07.238	48.413	1:55.651	67.85	3.345	18:04:04.619	
4 -	1:07.055	<b>45.880</b>	1:52.935 (2)	69.49	0.629	18:05:57.554	
5 -	<b>1:04.796</b>	47.510	<b>1:52.306 (1)</b>	<b>69.88</b>		<b>18:07:49.860</b>	
6 -	1:06.055	47.733	1:53.788 (3)	68.97	1.482	18:09:43.648	
7 -	1:06.842	47.649	1:54.491	68.54	2.185	18:11:38.139	

P24 88 GP		George PRINOS		Yamaha TZ250 - KAPPA PLANNING LTD			
IDEAL LAP TIME : 1:53.858		BEST LAP TIME : 1:54.793		DIFFERENCE : 0.935			
LAP	SECTOR 1	SECTOR 2	LAP TIME	MPH	DIFF	TIME OF DAY	
1 -		48.602	2:08.712	60.97	13.919	18:00:15.038	
2 -	1:07.519	47.847	1:55.366	68.02	0.573	18:02:10.404	
3 -	<b>1:06.216</b>	49.380	1:55.596	67.89	0.803	18:04:06.000	
4 -	1:07.489	<b>47.642</b>	1:55.131 (3)	68.16	0.338	18:06:01.131	
5 -	1:06.862	48.749	1:55.611	67.88	0.818	18:07:56.742	
6 -	1:06.814	48.309	1:55.123 (2)	68.17	0.330	18:09:51.865	
7 -	1:06.909	47.884	<b>1:54.793 (1)</b>	<b>68.36</b>		<b>18:11:46.658</b>	

P25 15 S		Julian DAWE		Honda RVF400 - EM Acoustics			
IDEAL LAP TIME : 1:54.756		BEST LAP TIME : 1:55.008		DIFFERENCE : 0.252			
LAP	SECTOR 1	SECTOR 2	LAP TIME	MPH	DIFF	TIME OF DAY	
1 -		49.713	2:05.540	62.51	10.532	18:00:11.866	
2 -	1:06.742	49.456	1:56.198	67.54	1.190	18:02:08.064	
3 -	1:07.482	48.624	1:56.106 (3)	67.59	1.098	18:04:04.170	
4 -	1:07.674	<b>48.117</b>	1:55.791 (2)	67.77	0.783	18:05:59.961	
5 -	1:07.593	49.208	1:56.801	67.19	1.793	18:07:56.762	
6 -	1:07.420	48.868	1:56.288	67.48	1.280	18:09:53.050	
7 -	<b>1:06.639</b>	48.369	<b>1:55.008 (1)</b>	<b>68.23</b>		<b>18:11:48.058</b>	

# BMCRRC - MRO Championships 2022 - Rnd 5 @ Cadwell Park

## EDlasia Formula 400 & Blue Haze GP

### RACE 17 - SECTOR ANALYSIS



SECTOR 1 = FL to I1, SECTOR 2 = I1 to FL, DIFF = Difference To Personal Best Lap, P = Crossed Finish Line in Pit Lane, D = Time Disallowed

P26 400 S		Stuart THURTLE		-		
IDEAL LAP TIME : 1:55.234		BEST LAP TIME : 1:56.252		DIFFERENCE : 1.018		
LAP	SECTOR 1	SECTOR 2	LAP TIME	MPH	DIFF	TIME OF DAY
1 -		48.984	2:06.908	61.84	10.656	18:00:13.234
2 -	1:08.537	47.917	1:56.454 (3)	67.39	0.202	18:02:09.688
3 -	<b>1:07.449</b>	48.992	1:56.441 (2)	67.39	0.189	18:04:06.129
4 -	1:11.347	48.436	1:59.783	65.51	3.531	18:06:05.912
5 -	1:08.773	48.207	1:56.980	67.08	0.728	18:08:02.892
6 -	1:08.815	48.251	1:57.066	67.03	0.814	18:09:59.958
7 -	1:08.467	<b>47.785</b>	<b>1:56.252 (1)</b>	<b>67.50</b>		<b>18:11:56.210</b>

P27 681 S/R		Liam ARMITAGE		Kawasaki ZXR400 - LA KITCHENS		
IDEAL LAP TIME : 1:55.926		BEST LAP TIME : 1:55.926		DIFFERENCE : 0.000		
LAP	SECTOR 1	SECTOR 2	LAP TIME	MPH	DIFF	TIME OF DAY
1 -		49.393	2:07.888	61.36	11.962	18:00:14.214
2 -	<b>1:07.239</b>	<b>48.687</b>	<b>1:55.926 (1)</b>	<b>67.69</b>		<b>18:02:10.140</b>
3 -	1:08.785	48.886	1:57.671	66.69	1.745	18:04:07.811
4 -	1:08.207	49.362	1:57.569	66.75	1.643	18:06:05.380
5 -	1:08.990	48.889	1:57.879	66.57	1.953	18:08:03.259
6 -	1:08.096	49.009	1:57.105 (2)	67.01	1.179	18:10:00.364
7 -	1:07.734	49.645	1:57.379 (3)	66.86	1.453	18:11:57.743

P28 73 S		Colvin TURNER		Yamaha TZR250 -		
IDEAL LAP TIME : 1:54.970		BEST LAP TIME : 1:56.079		DIFFERENCE : 1.109		
LAP	SECTOR 1	SECTOR 2	LAP TIME	MPH	DIFF	TIME OF DAY
1 -		49.266	2:06.109	62.23	10.030	18:00:12.435
2 -	<b>1:06.485</b>	49.594	<b>1:56.079 (1)</b>	<b>67.60</b>		<b>18:02:08.514</b>
3 -	1:07.254	49.385	1:56.639 (2)	67.28	0.560	18:04:05.153
4 -	1:15.841	48.577	2:04.418	63.07	8.339	18:06:09.571
5 -	1:09.753	<b>48.485</b>	1:58.238	66.37	2.159	18:08:07.809
6 -	1:08.724	48.518	1:57.242 (3)	66.93	1.163	18:10:05.051

P29 147 GP		John HANNAFORD		Yamaha TZ350D -		
IDEAL LAP TIME : 1:58.580		BEST LAP TIME : 1:58.981		DIFFERENCE : 0.401		
LAP	SECTOR 1	SECTOR 2	LAP TIME	MPH	DIFF	TIME OF DAY
1 -		50.545	2:16.476	57.50	17.495	18:00:22.802
2 -	1:09.898	50.186	2:00.084	65.35	1.103	18:02:22.886
3 -	1:09.310	<b>49.671</b>	<b>1:58.981 (1)</b>	<b>65.96</b>		<b>18:04:21.867</b>
4 -	<b>1:08.909</b>	51.428	2:00.337	65.21	1.356	18:06:22.204
5 -	1:09.440	50.174	1:59.614 (2)	65.61	0.633	18:08:21.818
6 -	1:09.632	50.371	2:00.003 (3)	65.39	1.022	18:10:21.821

P30 156		Jack WOLF		-		
IDEAL LAP TIME : 1:58.839		BEST LAP TIME : 1:58.877		DIFFERENCE : 0.038		
LAP	SECTOR 1	SECTOR 2	LAP TIME	MPH	DIFF	TIME OF DAY
1 -		49.734	2:10.465	60.15	11.588	18:00:16.791
2 -	1:09.944	<b>48.933</b>	<b>1:58.877 (1)</b>	<b>66.01</b>		<b>18:02:15.668</b>
3 -	1:11.216	51.212	2:02.428	64.10	3.551	18:04:18.096
4 -	1:12.173	52.895	2:05.068	62.75	6.191	18:06:23.164
5 -	1:10.822	50.436	2:01.258 (2)	64.72	2.381	18:08:24.422
6 -	<b>1:09.906</b>	51.599	2:01.505 (3)	64.59	2.628	18:10:25.927

P31 32		Conor MURRAY		Kawasaki NINJA 300 -		
IDEAL LAP TIME : 1:55.395		BEST LAP TIME : 1:55.933		DIFFERENCE : 0.538		
LAP	SECTOR 1	SECTOR 2	LAP TIME	MPH	DIFF	TIME OF DAY
1 -		<b>48.663</b>	2:06.382	62.09	10.449	18:00:12.708
2 -	<b>1:06.732</b>	49.201	<b>1:55.933 (1)</b>	<b>67.69</b>		<b>18:02:08.641</b>
3 -	1:07.206	49.397	1:56.603 (2)	67.30	0.670	18:04:05.244

# BMCRC - MRO Championships 2022 - Rnd 5 @ Cadwell Park

## EDlasia Formula 400 & Blue Haze GP

### RACE 17 - BEST SECTORS

SECTOR 1			SECTOR 2			IDEAL / BEST COMPARISON						
POS	NO	NAME	TIME	NO	NAME	TIME	POS	NO	NAME	IDEAL	BEST	DIFF
									<b>PERFECT LAP</b>	<b>1:39.501</b>		
1	117	HALL	<b>57.815</b>	117	HALL	<b>41.686</b>	1	117	HALL	1:39.501	1:39.551	<b>0.050</b>
2	7	DUNN	<b>58.479</b>	93	HARDIE	<b>42.529</b>	2	7	DUNN	1:41.296	1:41.296	<b>0.000</b>
3	48	WELSH	<b>59.299</b>	14	McMANUS	<b>42.547</b>	3	14	McMANUS	1:41.909	1:41.909	<b>0.000</b>
4	14	McMANUS	<b>59.362</b>	74	SMART-WEEDEN	<b>42.640</b>	4	48	WELSH	1:41.951	1:42.046	<b>0.095</b>
5	74	SMART-WEEDEN	<b>59.439</b>	48	WELSH	<b>42.652</b>	5	93	HARDIE	1:42.028	1:42.222	<b>0.194</b>
6	45	THOMPSON	<b>59.476</b>	7	DUNN	<b>42.817</b>	6	74	SMART-WEEDEN	1:42.079	1:42.615	<b>0.536</b>
7	93	HARDIE	<b>59.499</b>	45	THOMPSON	<b>42.927</b>	7	45	THOMPSON	1:42.403	1:42.672	<b>0.269</b>
8	50	MORRISON	<b>59.939</b>	50	MORRISON	<b>42.948</b>	8	50	MORRISON	1:42.887	1:43.571	<b>0.684</b>
9	1	SEATH	<b>1:00.475</b>	1	SEATH	<b>43.577</b>	9	1	SEATH	1:44.052	1:44.117	<b>0.065</b>
10	46	SWAIN	<b>1:00.729</b>	58	WOOD	<b>43.705</b>	10	64	ELLIS	1:44.836	1:45.100	<b>0.264</b>
11	64	ELLIS	<b>1:00.828</b>	64	ELLIS	<b>44.008</b>	11	46	SWAIN	1:45.017	1:45.309	<b>0.292</b>
12	3	BARRETT	<b>1:00.848</b>	110	HAIGH	<b>44.222</b>	12	29	HARVEY	1:45.265	1:45.284	<b>0.019</b>
13	29	HARVEY	<b>1:00.993</b>	25	SMITH	<b>44.233</b>	13	110	HAIGH	1:45.472	1:46.314	<b>0.842</b>
14	65	MOXON	<b>1:01.227</b>	29	HARVEY	<b>44.272</b>	14	25	SMITH	1:45.495	1:46.578	<b>1.083</b>
15	110	HAIGH	<b>1:01.250</b>	46	SWAIN	<b>44.288</b>	15	65	MOXON	1:45.679	1:46.452	<b>0.773</b>
16	25	SMITH	<b>1:01.262</b>	65	MOXON	<b>44.452</b>	16	3	BARRETT	1:45.920	1:45.920	<b>0.000</b>
17	33	JOHNSTONE	<b>1:01.627</b>	0	TOLAND	<b>44.837</b>	17	58	WOOD	1:46.201	1:46.542	<b>0.341</b>
18	0	TOLAND	<b>1:02.119</b>	3	BARRETT	<b>45.072</b>	18	33	JOHNSTONE	1:46.886	1:47.540	<b>0.654</b>
19	58	WOOD	<b>1:02.496</b>	33	JOHNSTONE	<b>45.259</b>	19	0	TOLAND	1:46.956	1:47.202	<b>0.246</b>
20	60	HAYWARD	<b>1:03.250</b>	60	HAYWARD	<b>45.465</b>	20	60	HAYWARD	1:48.715	1:49.235	<b>0.520</b>
21	56	MARSH	<b>1:03.728</b>	56	MARSH	<b>45.677</b>	21	56	MARSH	1:49.405	1:49.405	<b>0.000</b>
22	10	BRUNSDON	<b>1:04.796</b>	10	BRUNSDON	<b>45.880</b>	22	10	BRUNSDON	1:50.676	1:52.306	<b>1.630</b>
23	88	PRINOS	<b>1:06.216</b>	24	GODZISZ	<b>47.353</b>	23	24	GODZISZ	1:53.671	1:53.775	<b>0.104</b>
24	24	GODZISZ	<b>1:06.318</b>	88	PRINOS	<b>47.642</b>	24	88	PRINOS	1:53.858	1:54.793	<b>0.935</b>
25	73	TURNER	<b>1:06.485</b>	400	THURTL	<b>47.785</b>	25	15	DAWE	1:54.756	1:55.008	<b>0.252</b>
26	15	DAWE	<b>1:06.639</b>	15	DAWE	<b>48.117</b>	26	73	TURNER	1:54.970	1:56.079	<b>1.109</b>
27	32	MURRAY	<b>1:06.732</b>	73	TURNER	<b>48.485</b>	27	400	THURTL	1:55.234	1:56.252	<b>1.018</b>
28	681	ARMITAGE	<b>1:07.239</b>	32	MURRAY	<b>48.663</b>	28	32	MURRAY	1:55.395	1:55.933	<b>0.538</b>
29	400	THURTL	<b>1:07.449</b>	681	ARMITAGE	<b>48.687</b>	29	681	ARMITAGE	1:55.926	1:55.926	<b>0.000</b>
30	147	HANNAFORD	<b>1:08.909</b>	156	WOLF	<b>48.933</b>	30	147	HANNAFORD	1:58.580	1:58.981	<b>0.401</b>
31	156	WOLF	<b>1:09.906</b>	147	HANNAFORD	<b>49.671</b>	31	156	WOLF	1:58.839	1:58.877	<b>0.038</b>

# BMCRC - MRO Championships 2022 - Rnd 5 @ Cadwell Park

## EDlasia Formula 400 & Blue Haze GP

### RACE 17 - STATISTICS

**Competitors Started** 31  
**Planned Start** 2022-06-25 @ 17:40:00.000  
**Actual Start** 2022-06-25 @ 17:58:06.325  
**Finish Time** 2022-06-25 @ 18:10:03.117  
**Track Length** 2.1800mi.  
**Total Laps** 210  
**Total Distance Covered** 457.8039mi.

#### Session Fastest Lap History

NO	CL	NAME	LAP TIME	TIME OF DAY	LAP	VEHICLE
117	GP	Stuart HALL	1:39.551	18:01:31.648	2	Yamaha TZ250

#### Session Leader History

NO	CL	NAME	FROM LAP	LAPS LED	DISTANCE	VEHICLE
117	GP	Stuart HALL	1	7	15.26 miles	Yamaha TZ250

#### Flag History

TYPE	TIME OF DAY
GREEN	17:58:06.325
FINISH	18:10:03.117

#### Flag Statistics

TYPE	COUNT	TOTAL LAPS	TOTAL TIME
Green	1	7	13:56.193
Red	0	0	0.000
Safety Car	0	0	0.000
FCY	0	0	0.000

# BMCRC - MRO Championships 2022 - Rnd 5 @ Cadwell Park

## EDlasia Formula 400 & Blue Haze GP

### RACE 17 - STATISTICS

**CLASS : GP**

11 Starters

#### Fastest Lap History

NO	NAME	LAP TIME	TIME OF DAY	LAP	VEHICLE
117	Stuart HALL	1:39.551	18:01:31.648	2	Yamaha TZ250

#### Leader History

NO	NAME	FROM LAP	LAPS LED	DISTANCE	VEHICLE
117	Stuart HALL	1	7	15.26 miles	Yamaha TZ250

# BMCRC - MRO Championships 2022 - Rnd 5 @ Cadwell Park

## EDlasia Formula 400 & Blue Haze GP

### RACE 17 - STATISTICS

CLASS :

9 Starters

#### Fastest Lap History

NO	NAME	LAP TIME	TIME OF DAY	LAP	VEHICLE
45	Mark THOMPSON	1:43.700	18:01:38.462	2	Kawasaki ZXR400
48	Richie WELSH	1:42.340	18:01:38.683	2	Yamaha FZR 400 RRSP
48	Richie WELSH	1:42.046	18:05:03.131	4	Yamaha FZR 400 RRSP

#### Leader History

NO	NAME	FROM LAP	LAPS LED	DISTANCE	VEHICLE
45	Mark THOMPSON	1	2	4.36 miles	Kawasaki ZXR400
48	Richie WELSH	3	5	10.90 miles	Yamaha FZR 400 RRSP

# BMCRC - MRO Championships 2022 - Rnd 5 @ Cadwell Park

## EDlasia Formula 400 & Blue Haze GP

### RACE 17 - STATISTICS

**CLASS : R**

1 Starters

#### Fastest Lap History

NO	NAME	LAP TIME	TIME OF DAY	LAP	VEHICLE
56	Phil MARSH	1:49.405	18:01:54.464	2	Kawasaki ZXR400

#### Leader History

NO	NAME	FROM LAP	LAPS LED	DISTANCE	VEHICLE
56	Phil MARSH	1	7	15.26 miles	Kawasaki ZXR400



# BMCRC - MRO Championships 2022 - Rnd 5 @ Cadwell Park

## EDlasia Formula 400 & Blue Haze GP

### RACE 17 - STATISTICS

CLASS : S

5 Starters

#### Fastest Lap History

NO	NAME	LAP TIME	TIME OF DAY	LAP	VEHICLE
33	Carl JOHNSTONE	<b>1:47.938</b>	18:01:50.855	2	Yamaha FZR400RR
33	Carl JOHNSTONE	<b>1:47.653</b>	18:05:28.407	4	Yamaha FZR400RR
33	Carl JOHNSTONE	<b>1:47.540</b>	18:09:03.692	6	Yamaha FZR400RR

#### Leader History

NO	NAME	FROM LAP	LAPS LED	DISTANCE	VEHICLE
33	Carl JOHNSTONE	1	7	15.26 miles	Yamaha FZR400RR

# BMCRC - MRO Championships 2022 - Rnd 5 @ Cadwell Park

## EDlasia Formula 400 & Blue Haze GP

### RACE 17 - STATISTICS

CLASS : S/R

2 Starters

#### Fastest Lap History

NO	NAME	LAP TIME	TIME OF DAY	LAP	VEHICLE
25	Haydon SMITH	1:47.253	18:01:50.554	2	Kawasaki ZXR400
25	Haydon SMITH	1:46.831	18:03:37.386	3	Kawasaki ZXR400
25	Haydon SMITH	1:46.718	18:07:11.788	5	Kawasaki ZXR400
25	Haydon SMITH	1:46.578	18:08:58.407	6	Kawasaki ZXR400

#### Leader History

NO	NAME	FROM LAP	LAPS LED	DISTANCE	VEHICLE
25	Haydon SMITH	1	7	15.26 miles	Kawasaki ZXR400

# BMCRC - MRO Championships 2022 - Rnd 5 @ Cadwell Park

## EDlasia Formula 400 & Blue Haze GP

### RACE 17 - STATISTICS

CLASS : JSS

3 Starters

#### Fastest Lap History

NO	NAME	LAP TIME	TIME OF DAY	LAP	VEHICLE
93	Mikey HARDIE	1:43.170	18:01:42.018	2	Kawasaki NINJA 400 (JSS)
74	Finn SMART-WEEDEN	1:43.142	18:03:25.190	3	Kawasaki NINJA 400 (JSS)
14	James McMANUS	1:42.577	18:03:27.446	3	Kawasaki NINJA 400 (JSS)
14	James McMANUS	1:42.535	18:05:09.977	4	Kawasaki NINJA 400 (JSS)
93	Mikey HARDIE	1:42.222	18:08:33.710	6	Kawasaki NINJA 400 (JSS)
14	James McMANUS	1:41.909	18:08:34.881	6	Kawasaki NINJA 400 (JSS)

#### Leader History

NO	NAME	FROM LAP	LAPS LED	DISTANCE	VEHICLE
74	Finn SMART-WEEDEN	1	1	2.18 miles	Kawasaki NINJA 400 (JSS)
93	Mikey HARDIE	2	1	2.18 miles	Kawasaki NINJA 400 (JSS)
74	Finn SMART-WEEDEN	3	3	6.54 miles	Kawasaki NINJA 400 (JSS)
93	Mikey HARDIE	6	1	2.18 miles	Kawasaki NINJA 400 (JSS)
74	Finn SMART-WEEDEN	7	1	2.18 miles	Kawasaki NINJA 400 (JSS)

BMCRC - MRO Championships 2022 - Rnd 5 @ Cadwell Park



EDlasia Formula 400 & Blue Haze GP



RACE 8 - GRID (9 Laps)

ROW 11	31	1:56.252	400	Stuart THURTLÉ	32	1:58.877	156	Jack WOLF	33	1:58.981	147	John HANNAFORD				
ROW 10					28	1:55.926	681	Liam ARMITAGE	29	1:55.933	32	Conor MURRAY	30	1:56.079	73	Colvin TURNER
ROW 9	25		17	Sam HIRST	26	1:54.793	88	George PRINOS	27	1:55.008	15	Julian DAWÉ				
ROW 8					22	1:49.405	56	Phil MARSH	23	1:52.306	10	Mike BRUNSDON	24	1:53.775	24	Harley GODZISZ
ROW 7	19	1:47.202	0	Paul TOLAND	20	1:47.540	33	Carl JOHNSTONE	21	1:49.235	60	Richard HAYWARD				
ROW 6					16	1:46.452	65	Andrew MOXON	17	1:46.542	58	Matthew WOOD	18	1:46.578	25	Haydon SMITH
ROW 5	13	1:45.309	46	Frank SWAIN	14	1:45.920	3	Tom BARRETT	15	1:46.314	110	Mark HAIGH				
ROW 4					10	1:45.100	64	Phil ELLIS	11	1:45.284	29	Phil HARVEY	12		8	Phil ATKINSON
ROW 3	7	1:42.672	45	Mark THOMPSON	8	1:43.571	50	Sean MORRISON	9	1:44.117	1	James SEATH				
ROW 2					4	1:42.046	48	Richie WELSH	5	1:42.222	93	Mikey HARDIE	6	1:42.615	74	Finn SMART-WEEDEN
ROW 1	1	1:39.551	117	Stuart HALL	2	1:41.296	7	Bruce DUNN	3	1:41.909	14	James McMANUS				
				<b>Pole</b>												

Cadwell Park: 2.1800 miles

These results are provisional until the conclusion of any judicial and technical matters.

Clerk Of Course :	Stewards :	Timekeeper : Sarah Evans
-------------------	------------	--------------------------

Results can be found at [www.tsl-timing.com](http://www.tsl-timing.com)

Printed - 18:29 Saturday, 25 June 2022



# BMCRC - MRO Championships 2022 - Rnd 5 @ Cadwell Park

## EDlasia Formula 400 & Blue Haze GP

### RACE 8 - CLASSIFICATION



POS	NO	CL	PIC NAME	ENTRY	LAPS	TIME	GAP	DIFF	MPH	BEST	ON
1	117	GP	1 Stuart HALL	Yamaha TZ250 -	8	13:41.373			76.43	1:39.957	2
2	48		1 Richie WELSH	Yamaha FZR 400 RRSP - EDEN'S BABY EXPERIE	8	13:42.317	0.944	0.944	76.35	1:41.183	7
3	45		2 Mark THOMPSON	Kawasaki ZXR400 - Flintstone Tyres / David Simon	8	13:42.376	1.003	0.059	76.34	1:41.117	6
4	93	JSS	1 Mikey HARDIE	Kawasaki NINJA 400 (JSS) - 113 Events / Affinity at	8	13:43.153	1.780	0.777	76.27	1:40.932	8
5	74	JSS	2 Finn SMART-WEEDEN	Kawasaki NINJA 400 (JSS) - Mum and Dad	8	13:43.585	2.212	0.432	76.23	1:41.564	6
6	46	GP	2 Frank SWAIN	Honda RS250NX5 -	8	14:00.769	19.396	17.184	74.67	1:43.663	5
7	1		3 James SEATH	Kawasaki ZXR400 L9 - Ovenden Earthmoving	8	14:04.953	23.580	4.184	74.30	1:44.150	7
8	29	GP	3 Phil HARVEY	Honda RS250CC - CSC Racing	8	14:05.095	23.722	0.142	74.29	1:43.331	7
9	25	S/R	1 Haydon SMITH	Kawasaki ZXR400 - HI-Precision Engineering Ltd	8	14:10.044	28.671	4.949	73.86	1:44.001	7
10	33	S	1 Carl JOHNSTONE	Yamaha FZR400RR - EDlasia	8	14:10.224	28.851	0.180	73.84	1:44.085	6
11	64*	GP	4 Phil ELLIS	Yamaha TZ250 4TW -	8	14:15.573	34.200	5.349	73.38	1:43.223	7
12	65		4 Andrew MOXON	Honda VFR 400 NC30 - Vanguard motorsport Uckfi	8	14:26.218	44.845	10.645	72.48	1:46.060	3
13	60	GP	5 Richard HAYWARD	Yamaha TZ250 - Hazel Motors/ Gforce	8	14:32.947	51.574	6.729	71.92	1:46.188	7
14	0	GP	6 Paul TOLAND	Yamaha TZ 250 4TW - Kippers keys	8	14:34.595	53.222	1.648	71.78	1:46.713	7
15	3	GP	7 Tom BARRETT	Honda RS250 - The Two Stroke Workshop	8	14:35.066	53.693	0.471	71.74	1:46.818	8
16	17		5 Sam HIRST	Kawasaki NINJA - Valley Racing	8	14:36.047	54.674	0.981	71.66	1:47.053	8
17	58		6 Matthew WOOD	Kawasaki NINJA 400 (JSS) -	8	14:54.060	1:12.687	18.013	70.22	1:48.495	8
18	56	R	1 Phil MARSH	Kawasaki ZXR400 -	8	15:19.994	1:38.621	25.934	68.24	1:50.182	3
19	95		7 Greg MARSHALL	Kawasaki NINJA 300 - Mum & Dad; HEL Performan	8	15:20.956	1:39.583	0.962	68.17	1:51.254	6
20	88	GP	8 George PRINOS	Yamaha TZ250 - KAPPA PLANNING LTD	8	15:29.105	1:47.732	8.149	67.57	1:52.995	7
21	32		8 Conor MURRAY	Kawasaki NINJA 300 -	8	15:33.604	1:52.231	4.499	67.24	1:54.297	7
22	24	S	2 Harley GODZISZ	Honda NC30 - Kamper Security	8	15:33.638	1:52.265	0.034	67.24	1:54.847	2
23	15	S	3 Julian DAWE	Honda RVF400 - EM Acoustics	8	15:34.045	1:52.672	0.407	67.21	1:54.667	5
24	10		9 Mike BRUNSDON	Kawasaki NINJA 400 - CF Fairford	8	15:34.257	1:52.884	0.212	67.20	1:53.554	2
25	400	S	4 Stuart THURTL	-	8	15:34.818	1:53.445	0.561	67.16	1:54.016	6
26	73	S	5 Colvin TURNER	Yamaha TZR250 -	7	13:51.295	1 Lap	1 Lap	66.08	1:55.476	3
27	147	GP	9 John HANNAFORD	Yamaha TZ350D -	7	13:51.884	1 Lap	0.589	66.03	1:55.931	3

#### NOT CLASSIFIED

DNF	7	GP	Bruce DUNN	Yamaha TZ250 - Bilstein UK	0						
DNF	50	GP	Sean MORRISON	Honda RS 250 - Fincham's two strokes	0						
DNF	110		Mark HAIGH	Aprilia RS250 - Chesterfield CarClinic/The Tuning W	0						

#### FASTEST LAP

117	GP	Stuart HALL	Yamaha TZ250 -	2	1:39.957	78.51 mph	126.35 kph
93	JSS	Mikey HARDIE	Kawasaki NINJA 400 (JSS) - 113 Events / Affinity at	8	1:40.932	77.75 mph	125.13 kph
45		Mark THOMPSON	Kawasaki ZXR400 - Flintstone Tyres / David Simon	6	1:41.117	77.61 mph	124.90 kph
25	S/R	Haydon SMITH	Kawasaki ZXR400 - HI-Precision Engineering Ltd	7	1:44.001	75.46 mph	121.44 kph
33	S	Carl JOHNSTONE	Yamaha FZR400RR - EDlasia	6	1:44.085	75.40 mph	121.34 kph
56	R	Phil MARSH	Kawasaki ZXR400 -	3	1:50.182	71.22 mph	114.63 kph

Bike #64 - 10 second penalty - Jump start  
 Class GP - 92.5% of Race Speed = 70.69 mph  
 Class - 92.5% of Race Speed = 70.62 mph  
 Class JSS - 92.5% of Race Speed = 70.54 mph  
 Class S/R - 92.5% of Race Speed = 68.32 mph  
 Class S - 92.5% of Race Speed = 68.30 mph  
 Class R - 92.5% of Race Speed = 63.12 mph

Race Distance: 8 Laps / 17.44 miles

Cadwell Park: 2.1800 miles

Weather / Track : Sunny / Dry

These results are provisional until the conclusion of any judicial and technical matters.

Date: 26/06/2022 Start: 12:26 Finish: 12:40

Clerk Of Course :	Stewards :	Timekeeper : Sarah Evans
-------------------	------------	--------------------------

Results can be found at [www.tsl-timing.com](http://www.tsl-timing.com)

Printed - 12:43 Sunday, 26 June 2022



# BMCRC - MRO Championships 2022 - Rnd 5 @ Cadwell Park

## EDlasia Formula 400 & Blue Haze GP

### RACE 8 - LAP CHART

#### LAP 1 @ 12:28:24.084

NO	BEHIND	LAP TIME
117		1:44.883
48	3.046	1:47.929
45	3.697	1:48.580
74	5.017	1:49.900
93	6.147	1:51.030
1	7.282	1:52.165
46	7.437	1:52.320
29	9.124	1:54.007
64	9.634	1:54.517
33	10.092	1:54.975
25	10.943	1:55.826
60	12.961	1:57.844
65	13.050	1:57.933
3	14.287	1:59.170
58	15.159	2:00.042
0	15.420	2:00.303
56	16.902	2:01.785
17	16.975	2:01.858
24	18.922	2:03.805
15	20.376	2:05.259
10	20.899	2:05.782
95	21.123	2:06.006
32	21.459	2:06.342
88	22.791	2:07.674
400	24.024	2:08.907
73	24.497	2:09.380
147	25.282	2:10.165

#### LAP 2 @ 12:30:04.041

NO	BEHIND	LAP TIME
117		1:39.957
48	5.939	1:42.850
45	6.238	1:42.498
74	7.050	1:41.990
93	7.403	1:41.213
46	11.730	1:44.250
1	12.776	1:45.451
29	14.682	1:45.515
64	15.297	1:45.620
33	16.086	1:45.951
25	17.131	1:46.145
65	19.994	1:46.901
60	22.273	1:49.269
3	22.868	1:48.538
0	24.254	1:48.791
58	25.068	1:49.866
17	26.474	1:49.456
56	27.759	1:50.814
24	33.812	1:54.847
10	34.496	1:53.554
15	35.885	1:55.466
95	36.258	1:55.092
32	36.425	1:54.923
88	40.317	1:57.483
400	40.968	1:56.901
147	42.202	1:56.877
73	42.581	1:58.041

#### LAP 3 @ 12:31:44.171

NO	BEHIND	LAP TIME
117		1:40.130
48	8.328	1:42.519

45	9.075	1:42.967
93	9.283	1:42.010
74	9.558	1:42.638
46	16.229	1:44.629
1	17.089	1:44.443
29	19.802	1:45.250
64	20.364	1:45.197
33	20.865	1:44.909
25	21.846	1:44.845
65	25.924	1:46.060
60	29.979	1:47.836
3	30.981	1:48.243
0	32.009	1:47.885
58	33.754	1:48.816
17	33.817	1:47.473
56	37.811	1:50.182
24	49.996	1:56.314
10	50.490	1:56.124
15	50.647	1:54.892
95	51.081	1:54.953
32	51.355	1:55.060
88	54.917	1:54.730
400	56.191	1:55.353
73	57.927	1:55.476
147	58.003	1:55.931

#### LAP 4 @ 12:33:24.725

NO	BEHIND	LAP TIME
117		1:40.554
48	10.222	1:42.448
45	10.368	1:41.847
93	11.250	1:42.521
74	11.310	1:42.306
46	19.801	1:44.126
1	21.673	1:45.138
29	24.044	1:44.796
64	25.215	1:45.405
33	25.411	1:45.100
25	26.475	1:45.183
65	32.420	1:47.050
60	38.716	1:49.291
3	38.871	1:48.444
0	39.009	1:47.554
17	41.088	1:47.825
58	50.780	1:57.580
56	50.829	1:53.572
24	1:05.372	1:55.930
95	1:05.800	1:55.273
32	1:06.134	1:55.333
10	1:06.436	1:56.500
15	1:07.539	1:57.446
88	1:08.091	1:53.728
400	1:10.317	1:54.680
73	1:14.515	1:57.142
147	1:14.606	1:57.157

#### LAP 5 @ 12:35:06.816

NO	BEHIND	LAP TIME
117		1:42.091
45	9.626	1:41.349
48	10.047	1:41.916
74	11.048	1:41.829
93	11.412	1:42.253
46	21.373	1:43.663
1	23.981	1:44.399

29	26.790	1:44.837
64	27.423	1:44.299
33	28.266	1:44.946
25	28.615	1:44.231
65	37.515	1:47.186
60	44.371	1:47.746
0	44.916	1:47.998
3	45.606	1:48.826
17	46.389	1:47.392
58	59.226	1:50.537
56	1:02.124	1:53.386
95	1:15.263	1:51.554
24	1:18.930	1:55.649
32	1:19.698	1:55.655
15	1:20.115	1:54.667
10	1:20.693	1:56.348
88	1:21.295	1:55.295
400	1:23.211	1:54.985
73	1:29.232	1:56.808
147	1:30.409	1:57.894

#### LAP 6 @ 12:36:48.121

NO	BEHIND	LAP TIME
117		1:41.305
45	9.438	1:41.117
48	10.534	1:41.792
74	11.307	1:41.564
93	11.582	1:41.475
46	24.093	1:44.025
1	27.414	1:44.738
29	29.318	1:43.833
64	30.020	1:43.902
33	31.046	1:44.085
25	31.356	1:44.046
65	43.061	1:46.851
0	50.864	1:47.253
60	51.155	1:48.089
3	51.755	1:47.454
17	52.559	1:47.475
58	1:07.514	1:49.593
56	1:22.854	2:02.035
95	1:25.212	1:51.254
24	1:32.979	1:55.354
88	1:33.762	1:53.772
15	1:33.895	1:55.085
10	1:35.233	1:55.845
32	1:35.493	1:57.100
400	1:35.922	1:54.016

#### LAP 7 @ 12:38:30.120

NO	BEHIND	LAP TIME
117		1:41.999
73	1 Lap	1:57.392
147	1 Lap	1:56.574
45	8.970	1:41.531
48	9.718	1:41.183
74	11.087	1:41.779
93	11.302	1:41.719
46	25.770	1:43.676
1	29.565	1:44.150
29	30.650	1:43.331
64	31.244	1:43.223
25	33.358	1:44.001
33	33.947	1:44.900
65	47.789	1:46.727

#### LAP 8 @ 12:40:20.574

NO	BEHIND	LAP TIME
117		1:50.454
48	0.944	1:41.680
45	1.003	1:42.487
93	1.780	1:40.932
74	2.212	1:41.579
73	1 Lap	1:57.056
147	1 Lap	1:57.286
46	19.396	1:44.080
1	23.580	1:44.469
29	23.722	1:43.526
64	24.200	1:43.410
25	28.671	1:45.767
33	28.851	1:45.358
65	44.845	1:47.510
60	51.574	1:46.684
0	53.222	1:48.098
3	53.693	1:46.818
17	54.674	1:47.053
58	1:12.687	1:48.495
56	1:38.621	1:52.336
95	1:39.583	1:54.633
88	1:47.732	1:53.428
32	1:52.231	1:54.894
24	1:52.265	1:56.226
15	1:52.672	1:56.127
10	1:52.884	1:56.323
400	1:53.445	1:55.931

# BMCRG - MRO Championships 2022 - Rnd 5 @ Cadwell Park

## EDlasia Formula 400 & Blue Haze GP

### RACE 8 - SECTOR ANALYSIS



SECTOR 1 = FL to I1, SECTOR 2 = I1 to FL, DIFF = Difference To Personal Best Lap, P = Crossed Finish Line in Pit Lane, D = Time Disallowed

P1 117 GP		Stuart HALL		Yamaha TZ250 -			
IDEAL LAP TIME : 1:39.568		BEST LAP TIME : 1:39.957		DIFFERENCE : 0.389			
LAP	SECTOR 1	SECTOR 2	LAP TIME	MPH	DIFF	TIME OF DAY	
1 -		<b>41.753</b>	1:44.883	74.82	4.926	12:28:24.084	
2 -	<b>57.815</b>	42.142	<b>1:39.957 (1)</b>	<b>78.51</b>		<b>12:30:04.041</b>	
3 -	57.978	42.152	1:40.130 (2)	78.37	0.173	12:31:44.171	
4 -	57.949	42.605	1:40.554 (3)	78.04	0.597	12:33:24.725	
5 -	58.955	43.136	1:42.091	76.87	2.134	12:35:06.816	
6 -	58.225	43.080	1:41.305	77.46	1.348	12:36:48.121	
7 -	58.235	43.764	1:41.999	76.94	2.042	12:38:30.120	
8 -	1:00.558	49.896	1:50.454	71.05	10.497	12:40:20.574	

P2 48		Richie WELSH		Yamaha FZR 400 RRSP - EDEN'S BABY EXPERIENCES/ PETI			
IDEAL LAP TIME : 1:40.738		BEST LAP TIME : 1:41.183		DIFFERENCE : 0.445			
LAP	SECTOR 1	SECTOR 2	LAP TIME	MPH	DIFF	TIME OF DAY	
1 -		42.713	1:47.929	72.71	6.746	12:28:27.130	
2 -	59.239	43.611	1:42.850	76.30	1.667	12:30:09.980	
3 -	59.278	43.241	1:42.519	76.55	1.336	12:31:52.499	
4 -	59.315	43.133	1:42.448	76.60	1.265	12:33:34.947	
5 -	59.646	42.270	1:41.916	77.00	0.733	12:35:16.863	
6 -	58.960	42.832	1:41.792 (3)	77.09	0.609	12:36:58.655	
7 -	<b>58.764</b>	42.419	<b>1:41.183 (1)</b>	<b>77.56</b>		<b>12:38:39.838</b>	
8 -	59.706	<b>41.974</b>	1:41.680 (2)	77.18	0.497	12:40:21.518	

P3 45		Mark THOMPSON		Kawasaki ZXR400 - Flintstone Tyres / David Simon Tuning			
IDEAL LAP TIME : 1:40.761		BEST LAP TIME : 1:41.117		DIFFERENCE : 0.356			
LAP	SECTOR 1	SECTOR 2	LAP TIME	MPH	DIFF	TIME OF DAY	
1 -		42.905	1:48.580	72.27	7.463	12:28:27.781	
2 -	58.803	43.695	1:42.498	76.56	1.381	12:30:10.279	
3 -	59.175	43.792	1:42.967	76.21	1.850	12:31:53.246	
4 -	<b>58.680</b>	43.167	1:41.847	77.05	0.730	12:33:35.093	
5 -	59.268	<b>42.081</b>	1:41.349 (2)	77.43	0.232	12:35:16.442	
6 -	58.757	42.360	<b>1:41.117 (1)</b>	<b>77.61</b>		<b>12:36:57.559</b>	
7 -	59.110	42.421	1:41.531 (3)	77.29	0.414	12:38:39.090	
8 -	59.558	42.929	1:42.487	76.57	1.370	12:40:21.577	

P4 93 JSS		Mikey HARDIE		Kawasaki NINJA 400 (JSS) - 113 Events / Affinity academy			
IDEAL LAP TIME : 1:40.468		BEST LAP TIME : 1:40.932		DIFFERENCE : 0.464			
LAP	SECTOR 1	SECTOR 2	LAP TIME	MPH	DIFF	TIME OF DAY	
1 -		43.870	1:51.030	70.68	10.098	12:28:30.231	
2 -	59.433	<b>41.780</b>	1:41.213 (2)	77.54	0.281	12:30:11.444	
3 -	<b>58.688</b>	43.322	1:42.010	76.93	1.078	12:31:53.454	
4 -	58.917	43.604	1:42.521	76.55	1.589	12:33:35.975	
5 -	59.777	42.476	1:42.253	76.75	1.321	12:35:18.228	
6 -	58.815	42.660	1:41.475 (3)	77.33	0.543	12:36:59.703	
7 -	59.107	42.612	1:41.719	77.15	0.787	12:38:41.422	
8 -	59.114	41.818	<b>1:40.932 (1)</b>	<b>77.75</b>		<b>12:40:22.354</b>	

P5 74 JSS		Finn SMART-WEEDEN		Kawasaki NINJA 400 (JSS) - Mum and Dad			
IDEAL LAP TIME : 1:41.050		BEST LAP TIME : 1:41.564		DIFFERENCE : 0.514			
LAP	SECTOR 1	SECTOR 2	LAP TIME	MPH	DIFF	TIME OF DAY	
1 -		44.125	1:49.900	71.41	8.336	12:28:29.101	
2 -	59.354	42.636	1:41.990	76.94	0.426	12:30:11.091	
3 -	59.562	43.076	1:42.638	76.46	1.074	12:31:53.729	
4 -	59.036	43.270	1:42.306	76.71	0.742	12:33:36.035	
5 -	59.564	42.265	1:41.829	77.07	0.265	12:35:17.864	
6 -	<b>58.882</b>	42.682	<b>1:41.564 (1)</b>	<b>77.27</b>		<b>12:36:59.428</b>	
7 -	59.150	42.629	1:41.779 (3)	77.10	0.215	12:38:41.207	
8 -	59.411	<b>42.168</b>	1:41.579 (2)	77.26	0.015	12:40:22.786	

# BMCRC - MRO Championships 2022 - Rnd 5 @ Cadwell Park

## EDlasia Formula 400 & Blue Haze GP

### RACE 8 - SECTOR ANALYSIS



SECTOR 1 = FL to I1, SECTOR 2 = I1 to FL, DIFF = Difference To Personal Best Lap, P = Crossed Finish Line in Pit Lane, D = Time Disallowed

P6 46 GP		Frank SWAIN		Honda RS250NX5 -			
IDEAL LAP TIME : 1:43.587		BEST LAP TIME : 1:43.663		DIFFERENCE : 0.076			
LAP	SECTOR 1	SECTOR 2	LAP TIME	MPH	DIFF	TIME OF DAY	
1 -		45.312	1:52.320	69.87	8.657	12:28:31.521	
2 -	1:00.171	44.079	1:44.250	75.28	0.587	12:30:15.771	
3 -	1:00.364	44.265	1:44.629	75.00	0.966	12:32:00.400	
4 -	59.900	44.226	1:44.126	75.37	0.463	12:33:44.526	
5 -	<b>59.798</b>	43.865	<b>1:43.663 (1)</b>	<b>75.70</b>		<b>12:35:28.189</b>	
6 -	1:00.236	<b>43.789</b>	1:44.025 (3)	75.44	0.362	12:37:12.214	
7 -	59.810	43.866	1:43.676 (2)	75.69	0.013	12:38:55.890	
8 -	59.856	44.224	1:44.080	75.40	0.417	12:40:39.970	

P7 1		James SEATH		Kawasaki ZXR400 L9 - Ovenden Earthmoving			
IDEAL LAP TIME : 1:44.001		BEST LAP TIME : 1:44.150		DIFFERENCE : 0.149			
LAP	SECTOR 1	SECTOR 2	LAP TIME	MPH	DIFF	TIME OF DAY	
1 -		46.740	1:52.165	69.96	8.015	12:28:31.366	
2 -	1:01.297	44.154	1:45.451	74.42	1.301	12:30:16.817	
3 -	1:00.839	43.604	1:44.443 (3)	75.14	0.293	12:32:01.260	
4 -	1:01.098	44.040	1:45.138	74.64	0.988	12:33:46.398	
5 -	<b>1:00.527</b>	43.872	1:44.399 (2)	75.17	0.249	12:35:30.797	
6 -	1:00.935	43.803	1:44.738	74.93	0.588	12:37:15.535	
7 -	1:00.676	<b>43.474</b>	<b>1:44.150 (1)</b>	<b>75.35</b>		<b>12:38:59.685</b>	
8 -	1:00.666	43.803	1:44.469	75.12	0.319	12:40:44.154	

P8 29 GP		Phil HARVEY		Honda RS250CC - CSC Racing			
IDEAL LAP TIME : 1:43.331		BEST LAP TIME : 1:43.331		DIFFERENCE : 0.000			
LAP	SECTOR 1	SECTOR 2	LAP TIME	MPH	DIFF	TIME OF DAY	
1 -		45.323	1:54.007	68.83	10.676	12:28:33.208	
2 -	1:01.279	44.236	1:45.515	74.37	2.184	12:30:18.723	
3 -	1:00.933	44.317	1:45.250	74.56	1.919	12:32:03.973	
4 -	1:00.689	44.107	1:44.796	74.88	1.465	12:33:48.769	
5 -	1:00.708	44.129	1:44.837	74.85	1.506	12:35:33.606	
6 -	1:00.221	43.612	1:43.833 (3)	75.58	0.502	12:37:17.439	
7 -	<b>59.797</b>	<b>43.534</b>	<b>1:43.331 (1)</b>	<b>75.95</b>		<b>12:39:00.770</b>	
8 -	59.927	43.599	1:43.526 (2)	75.80	0.195	12:40:44.296	

P9 25 S/R		Haydon SMITH		Kawasaki ZXR400 - HI-Precision Engineering Ltd			
IDEAL LAP TIME : 1:43.564		BEST LAP TIME : 1:44.001		DIFFERENCE : 0.437			
LAP	SECTOR 1	SECTOR 2	LAP TIME	MPH	DIFF	TIME OF DAY	
1 -		44.601	1:55.826	67.75	11.825	12:28:35.027	
2 -	1:01.884	44.261	1:46.145	73.93	2.144	12:30:21.172	
3 -	1:00.951	43.894	1:44.845	74.85	0.844	12:32:06.017	
4 -	1:00.990	44.193	1:45.183	74.61	1.182	12:33:51.200	
5 -	1:00.807	<b>43.424</b>	1:44.231 (3)	75.29	0.230	12:35:35.431	
6 -	1:00.364	43.682	1:44.046 (2)	75.42	0.045	12:37:19.477	
7 -	<b>1:00.140</b>	43.861	<b>1:44.001 (1)</b>	<b>75.46</b>		<b>12:39:03.478</b>	
8 -	1:01.168	44.599	1:45.767	74.20	1.766	12:40:49.245	

P10 33 S		Carl JOHNSTONE		Yamaha FZR400RR - EDlasia			
IDEAL LAP TIME : 1:44.085		BEST LAP TIME : 1:44.085		DIFFERENCE : 0.000			
LAP	SECTOR 1	SECTOR 2	LAP TIME	MPH	DIFF	TIME OF DAY	
1 -		45.762	1:54.975	68.25	10.890	12:28:34.176	
2 -	1:01.149	44.802	1:45.951	74.07	1.866	12:30:20.127	
3 -	1:00.461	44.448	1:44.909 (3)	74.80	0.824	12:32:05.036	
4 -	1:00.804	44.296	1:45.100	74.67	1.015	12:33:50.136	
5 -	1:00.668	44.278	1:44.946	74.78	0.861	12:35:35.082	
6 -	<b>1:00.304</b>	<b>43.781</b>	<b>1:44.085 (1)</b>	<b>75.40</b>		<b>12:37:19.167</b>	
7 -	1:00.882	44.018	1:44.900 (2)	74.81	0.815	12:39:04.067	
8 -	1:01.221	44.137	1:45.358	74.48	1.273	12:40:49.425	



# BMCRC - MRO Championships 2022 - Rnd 5 @ Cadwell Park

## EDlasia Formula 400 & Blue Haze GP

### RACE 8 - SECTOR ANALYSIS



SECTOR 1 = FL to I1, SECTOR 2 = I1 to FL, DIFF = Difference To Personal Best Lap, P = Crossed Finish Line in Pit Lane, D = Time Disallowed

P11 64 GP		Phil ELLIS		Yamaha TZ250 4TW -			
IDEAL LAP TIME : 1:43.177		BEST LAP TIME : 1:43.223		DIFFERENCE : 0.046			
LAP	SECTOR 1	SECTOR 2	LAP TIME	MPH	DIFF	TIME OF DAY	
1 -		45.728	1:54.517	68.53	11.294	12:28:33.718	
2 -	1:01.148	44.472	1:45.620	74.30	2.397	12:30:19.338	
3 -	1:00.779	44.418	1:45.197	74.60	1.974	12:32:04.535	
4 -	1:00.766	44.639	1:45.405	74.45	2.182	12:33:49.940	
5 -	1:00.383	43.916	1:44.299	75.24	1.076	12:35:34.239	
6 -	1:00.365	43.537	1:43.902 (3)	75.53	0.679	12:37:18.141	
7 -	59.927	<b>43.296</b>	<b>1:43.223 (1)</b>	<b>76.03</b>		<b>12:39:01.364</b>	
8 -	<b>59.881</b>	43.529	1:43.410 (2)	75.89	0.187	12:40:44.774	

P12 65		Andrew MOXON		Honda VFR 400 NC30 - Vanguard motorsport Uckfield + DART I			
IDEAL LAP TIME : 1:45.760		BEST LAP TIME : 1:46.060		DIFFERENCE : 0.300			
LAP	SECTOR 1	SECTOR 2	LAP TIME	MPH	DIFF	TIME OF DAY	
1 -		45.627	1:57.933	66.54	11.873	12:28:37.134	
2 -	1:02.221	44.680	1:46.901	73.41	0.841	12:30:24.035	
3 -	<b>1:01.421</b>	44.639	<b>1:46.060 (1)</b>	<b>73.99</b>		<b>12:32:10.095</b>	
4 -	1:02.334	44.716	1:47.050	73.31	0.990	12:33:57.145	
5 -	1:02.318	44.868	1:47.186	73.21	1.126	12:35:44.331	
6 -	1:02.054	44.797	1:46.851 (3)	73.44	0.791	12:37:31.182	
7 -	1:02.388	<b>44.339</b>	1:46.727 (2)	73.53	0.667	12:39:17.909	
8 -	1:01.811	45.699	1:47.510	72.99	1.450	12:41:05.419	

P13 60 GP		Richard HAYWARD		Yamaha TZ250 - Hazel Motors/ Gforce			
IDEAL LAP TIME : 1:46.089		BEST LAP TIME : 1:46.188		DIFFERENCE : 0.099			
LAP	SECTOR 1	SECTOR 2	LAP TIME	MPH	DIFF	TIME OF DAY	
1 -		45.683	1:57.844	66.59	11.656	12:28:37.045	
2 -	1:03.594	45.675	1:49.269	71.82	3.081	12:30:26.314	
3 -	1:02.718	45.118	1:47.836	72.77	1.648	12:32:14.150	
4 -	1:03.203	46.088	1:49.291	71.80	3.103	12:34:03.441	
5 -	1:02.571	45.175	1:47.746 (3)	72.83	1.558	12:35:51.187	
6 -	1:03.037	45.052	1:48.089	72.60	1.901	12:37:39.276	
7 -	<b>1:01.582</b>	44.606	<b>1:46.188 (1)</b>	<b>73.90</b>		<b>12:39:25.464</b>	
8 -	1:02.177	<b>44.507</b>	1:46.684 (2)	73.56	0.496	12:41:12.148	

P14 0 GP		Paul TOLAND		Yamaha TZ 250 4TW - Kippers keys			
IDEAL LAP TIME : 1:46.603		BEST LAP TIME : 1:46.713		DIFFERENCE : 0.110			
LAP	SECTOR 1	SECTOR 2	LAP TIME	MPH	DIFF	TIME OF DAY	
1 -		46.489	2:00.303	65.23	13.590	12:28:39.504	
2 -	1:03.246	45.545	1:48.791	72.13	2.078	12:30:28.295	
3 -	1:02.598	45.287	1:47.885	72.74	1.172	12:32:16.180	
4 -	1:02.382	45.172	1:47.554 (3)	72.96	0.841	12:34:03.734	
5 -	1:02.900	45.098	1:47.998	72.66	1.285	12:35:51.732	
6 -	1:02.228	<b>45.025</b>	1:47.253 (2)	73.17	0.540	12:37:38.985	
7 -	<b>1:01.578</b>	45.135	<b>1:46.713 (1)</b>	<b>73.54</b>		<b>12:39:25.698</b>	
8 -	1:02.730	45.368	1:48.098	72.60	1.385	12:41:13.796	

P15 3 GP		Tom BARRETT		Honda RS250 - The Two Stroke Workshop			
IDEAL LAP TIME : 1:46.711		BEST LAP TIME : 1:46.818		DIFFERENCE : 0.107			
LAP	SECTOR 1	SECTOR 2	LAP TIME	MPH	DIFF	TIME OF DAY	
1 -		46.185	1:59.170	65.85	12.352	12:28:38.371	
2 -	1:02.626	45.912	1:48.538	72.30	1.720	12:30:26.909	
3 -	1:02.681	45.562	1:48.243	72.50	1.425	12:32:15.152	
4 -	1:01.944	46.500	1:48.444	72.36	1.626	12:34:03.596	
5 -	1:03.367	45.459	1:48.826	72.11	2.008	12:35:52.422	
6 -	1:02.233	<b>45.221</b>	1:47.454 (2)	73.03	0.636	12:37:39.876	
7 -	1:01.800	45.773	1:47.573 (3)	72.95	0.755	12:39:27.449	
8 -	<b>1:01.490</b>	45.328	<b>1:46.818 (1)</b>	<b>73.47</b>		<b>12:41:14.267</b>	

# BMCRC - MRO Championships 2022 - Rnd 5 @ Cadwell Park

## EDlasia Formula 400 & Blue Haze GP

### RACE 8 - SECTOR ANALYSIS



SECTOR 1 = FL to I1, SECTOR 2 = I1 to FL, DIFF = Difference To Personal Best Lap, P = Crossed Finish Line in Pit Lane, D = Time Disallowed

P16 17		Sam HIRST		Kawasaki NINJA - Valley Racing			
IDEAL LAP TIME : 1:46.958		BEST LAP TIME : 1:47.053		DIFFERENCE : 0.095			
LAP	SECTOR 1	SECTOR 2	LAP TIME	MPH	DIFF	TIME OF DAY	
1 -		46.060	2:01.858	64.40	14.805	12:28:41.059	
2 -	1:04.027	45.429	1:49.456	71.70	2.403	12:30:30.515	
3 -	1:02.961	44.512	1:47.473 (3)	73.02	0.420	12:32:17.988	
4 -	1:03.159	44.666	1:47.825	72.78	0.772	12:34:05.813	
5 -	1:03.036	44.356	1:47.392 (2)	73.07	0.339	12:35:53.205	
6 -	<b>1:02.618</b>	44.857	1:47.475	73.02	0.422	12:37:40.680	
7 -	1:02.904	44.611	1:47.515	72.99	0.462	12:39:28.195	
8 -	1:02.713	<b>44.340</b>	<b>1:47.053 (1)</b>	<b>73.31</b>		<b>12:41:15.248</b>	

P17 58		Matthew WOOD		Kawasaki NINJA 400 (JSS) -			
IDEAL LAP TIME : 1:47.800		BEST LAP TIME : 1:48.495		DIFFERENCE : 0.695			
LAP	SECTOR 1	SECTOR 2	LAP TIME	MPH	DIFF	TIME OF DAY	
1 -		46.785	2:00.042	65.37	11.547	12:28:39.243	
2 -	1:03.813	46.053	1:49.866	71.43	1.371	12:30:29.109	
3 -	<b>1:03.240</b>	45.576	1:48.816 (2)	72.12	0.321	12:32:17.925	
4 -	1:03.410	54.170	1:57.580	66.74	9.085	12:34:15.505	
5 -	1:05.208	45.329	1:50.537	70.99	2.042	12:36:06.042	
6 -	1:04.504	45.089	1:49.593	71.61	1.098	12:37:55.635	
7 -	1:04.571	<b>44.560</b>	1:49.131 (3)	71.91	0.636	12:39:44.766	
8 -	1:03.563	44.932	<b>1:48.495 (1)</b>	<b>72.33</b>		<b>12:41:33.261</b>	

P18 56 R		Phil MARSH		Kawasaki ZXR400 -			
IDEAL LAP TIME : 1:50.182		BEST LAP TIME : 1:50.182		DIFFERENCE : 0.000			
LAP	SECTOR 1	SECTOR 2	LAP TIME	MPH	DIFF	TIME OF DAY	
1 -		47.027	2:01.785	64.44	11.603	12:28:40.986	
2 -	1:04.118	46.696	1:50.814 (2)	70.82	0.632	12:30:31.800	
3 -	<b>1:03.559</b>	<b>46.623</b>	<b>1:50.182 (1)</b>	<b>71.22</b>		<b>12:32:21.982</b>	
4 -	1:05.310	48.262	1:53.572	69.10	3.390	12:34:15.554	
5 -	1:05.611	47.775	1:53.386	69.21	3.204	12:36:08.940	
6 -	1:06.661	55.374	2:02.035	64.30	11.853	12:38:10.975	
7 -	1:07.552	48.332	1:55.884	67.72	5.702	12:40:06.859	
8 -	1:04.881	47.455	1:52.336 (3)	69.86	2.154	12:41:59.195	

P19 95		Greg MARSHALL		Kawasaki NINJA 300 - Mum & Dad; HEL Performance			
IDEAL LAP TIME : 1:50.696		BEST LAP TIME : 1:51.254		DIFFERENCE : 0.558			
LAP	SECTOR 1	SECTOR 2	LAP TIME	MPH	DIFF	TIME OF DAY	
1 -		47.903	2:06.006	62.28	14.752	12:28:45.207	
2 -	1:06.379	48.713	1:55.092	68.18	3.838	12:30:40.299	
3 -	1:06.648	48.305	1:54.953	68.27	3.699	12:32:35.252	
4 -	1:07.092	48.181	1:55.273	68.08	4.019	12:34:30.525	
5 -	1:05.528	<b>46.026</b>	1:51.554 (2)	70.35	0.300	12:36:22.079	
6 -	<b>1:04.670</b>	46.584	<b>1:51.254 (1)</b>	<b>70.54</b>		<b>12:38:13.333</b>	
7 -	1:05.394	46.797	1:52.191 (3)	69.95	0.937	12:40:05.524	
8 -	1:06.417	48.216	1:54.633	68.46	3.379	12:42:00.157	

P20 88 GP		George PRINOS		Yamaha TZ250 - KAPPA PLANNING LTD			
IDEAL LAP TIME : 1:52.995		BEST LAP TIME : 1:52.995		DIFFERENCE : 0.000			
LAP	SECTOR 1	SECTOR 2	LAP TIME	MPH	DIFF	TIME OF DAY	
1 -		49.299	2:07.674	61.46	14.679	12:28:46.875	
2 -	1:07.727	49.756	1:57.483	66.80	4.488	12:30:44.358	
3 -	1:06.728	48.002	1:54.730	68.40	1.735	12:32:39.088	
4 -	1:05.803	47.925	1:53.728 (3)	69.00	0.733	12:34:32.816	
5 -	1:06.841	48.454	1:55.295	68.06	2.300	12:36:28.111	
6 -	1:05.934	47.838	1:53.772	68.98	0.777	12:38:21.883	
7 -	<b>1:05.219</b>	<b>47.776</b>	<b>1:52.995 (1)</b>	<b>69.45</b>		<b>12:40:14.878</b>	
8 -	1:05.456	47.972	1:53.428 (2)	69.18	0.433	12:42:08.306	

# BMCRC - MRO Championships 2022 - Rnd 5 @ Cadwell Park

## EDlasia Formula 400 & Blue Haze GP

### RACE 8 - SECTOR ANALYSIS



SECTOR 1 = FL to I1, SECTOR 2 = I1 to FL, DIFF = Difference To Personal Best Lap, P = Crossed Finish Line in Pit Lane, D = Time Disallowed

<b>P21</b>	<b>32</b>	<b>Conor MURRAY</b>	Kawasaki NINJA 300 -			
IDEAL LAP TIME : 1:53.155		BEST LAP TIME : 1:54.297	DIFFERENCE : 1.142			

LAP	SECTOR 1	SECTOR 2	LAP TIME	MPH	DIFF	TIME OF DAY
1 -		<b>47.784</b>	2:06.342	62.11	12.045	12:28:45.543
2 -	1:06.194	48.729	1:54.923 (3)	68.28	0.626	12:30:40.466
3 -	1:06.611	48.449	1:55.060	68.20	0.763	12:32:35.526
4 -	1:07.168	48.165	1:55.333	68.04	1.036	12:34:30.859
5 -	1:06.606	49.049	1:55.655	67.85	1.358	12:36:26.514
6 -	1:07.820	49.280	1:57.100	67.02	2.803	12:38:23.614
7 -	<b>1:05.371</b>	48.926	<b>1:54.297 (1)</b>	<b>68.66</b>		<b>12:40:17.911</b>
8 -	1:06.145	48.749	1:54.894 (2)	68.30	0.597	12:42:12.805

<b>P22</b>	<b>24 S</b>	<b>Harley GODZISZ</b>	Honda NC30 - Kamper Security			
IDEAL LAP TIME : 1:54.693		BEST LAP TIME : 1:54.847	DIFFERENCE : 0.154			

LAP	SECTOR 1	SECTOR 2	LAP TIME	MPH	DIFF	TIME OF DAY
1 -		<b>47.658</b>	2:03.805	63.39	8.958	12:28:43.006
2 -	1:07.157	47.690	<b>1:54.847 (1)</b>	<b>68.33</b>		<b>12:30:37.853</b>
3 -	1:07.935	48.379	1:56.314	67.47	1.467	12:32:34.167
4 -	1:07.736	48.194	1:55.930	67.69	1.083	12:34:30.097
5 -	<b>1:07.035</b>	48.614	1:55.649	67.86	0.802	12:36:25.746
6 -	1:07.299	48.055	1:55.354 (2)	68.03	0.507	12:38:21.100
7 -	1:07.065	48.448	1:55.513 (3)	67.94	0.666	12:40:16.613
8 -	1:07.040	49.186	1:56.226	67.52	1.379	12:42:12.839

<b>P23</b>	<b>15 S</b>	<b>Julian DAWE</b>	Honda RVF400 - EM Acoustics			
IDEAL LAP TIME : 1:54.549		BEST LAP TIME : 1:54.667	DIFFERENCE : 0.118			

LAP	SECTOR 1	SECTOR 2	LAP TIME	MPH	DIFF	TIME OF DAY
1 -		48.737	2:05.259	62.65	10.592	12:28:44.460
2 -	1:06.900	48.566	1:55.466	67.96	0.799	12:30:39.926
3 -	1:06.613	<b>48.279</b>	1:54.892 (2)	68.30	0.225	12:32:34.818
4 -	1:08.782	48.664	1:57.446	66.82	2.779	12:34:32.264
5 -	<b>1:06.270</b>	48.397	<b>1:54.667 (1)</b>	<b>68.44</b>		<b>12:36:26.931</b>
6 -	1:06.662	48.423	1:55.085 (3)	68.19	0.418	12:38:22.016
7 -	1:06.691	48.412	1:55.103	68.18	0.436	12:40:17.119
8 -	1:07.413	48.714	1:56.127	67.58	1.460	12:42:13.246

<b>P24</b>	<b>10</b>	<b>Mike BRUNSDON</b>	Kawasaki NINJA 400 - CF Fairford			
IDEAL LAP TIME : 1:52.706		BEST LAP TIME : 1:53.554	DIFFERENCE : 0.848			

LAP	SECTOR 1	SECTOR 2	LAP TIME	MPH	DIFF	TIME OF DAY
1 -		48.432	2:05.782	62.39	12.228	12:28:44.983
2 -	1:05.895	<b>47.659</b>	<b>1:53.554 (1)</b>	<b>69.11</b>		<b>12:30:38.537</b>
3 -	1:08.212	47.912	1:56.124	67.58	2.570	12:32:34.661
4 -	1:08.400	48.100	1:56.500	67.36	2.946	12:34:31.161
5 -	1:07.526	48.822	1:56.348	67.45	2.794	12:36:27.509
6 -	1:06.986	48.859	1:55.845 (3)	67.74	2.291	12:38:23.354
7 -	<b>1:05.047</b>	48.734	1:53.781 (2)	68.97	0.227	12:40:17.135
8 -	1:07.254	49.069	1:56.323	67.46	2.769	12:42:13.458

<b>P25</b>	<b>400 S</b>	<b>Stuart THURTLÉ</b>	-			
IDEAL LAP TIME : 1:53.046		BEST LAP TIME : 1:54.016	DIFFERENCE : 0.970			

LAP	SECTOR 1	SECTOR 2	LAP TIME	MPH	DIFF	TIME OF DAY
1 -		50.364	2:08.907	60.88	14.891	12:28:48.108
2 -	1:08.427	48.474	1:56.901	67.13	2.885	12:30:45.009
3 -	1:07.007	48.346	1:55.353	68.03	1.337	12:32:40.362
4 -	1:06.901	47.779	1:54.680 (3)	68.43	0.664	12:34:35.042
5 -	1:06.887	48.098	1:54.985	68.25	0.969	12:36:30.027
6 -	1:06.628	<b>47.388</b>	<b>1:54.016 (1)</b>	<b>68.83</b>		<b>12:38:24.043</b>
7 -	<b>1:05.658</b>	48.387	1:54.045 (2)	68.81	0.029	12:40:18.088
8 -	1:06.687	49.244	1:55.931	67.69	1.915	12:42:14.019

# BMCRC - MRO Championships 2022 - Rnd 5 @ Cadwell Park

## EDlasia Formula 400 & Blue Haze GP

### RACE 8 - SECTOR ANALYSIS



SECTOR 1 = FL to I1, SECTOR 2 = I1 to FL, DIFF = Difference To Personal Best Lap, P = Crossed Finish Line in Pit Lane, D = Time Disallowed

<b>P26 73 S</b>		<b>Colvin TURNER</b>		Yamaha TZR250 -			
IDEAL LAP TIME : 1:55.476		BEST LAP TIME : 1:55.476		DIFFERENCE : 0.000			
LAP	SECTOR 1	SECTOR 2	LAP TIME	MPH	DIFF	TIME OF DAY	
1 -		50.140	2:09.380	60.65	13.904	12:28:48.581	
2 -	1:09.711	48.330	1:58.041	66.48	2.565	12:30:46.622	
<b>3 -</b>	<b>1:07.368</b>	<b>48.108</b>	<b>1:55.476 (1)</b>	<b>67.96</b>		<b>12:32:42.098</b>	
4 -	1:07.866	49.276	1:57.142	66.99	1.666	12:34:39.240	
5 -	1:08.497	48.311	1:56.808 (2)	67.18	1.332	12:36:36.048	
6 -	1:08.561	48.831	1:57.392	66.85	1.916	12:38:33.440	
7 -	1:08.524	48.532	1:57.056 (3)	67.04	1.580	12:40:30.496	

<b>P27 147 GP</b>		<b>John HANNAFORD</b>		Yamaha TZ350D -			
IDEAL LAP TIME : 1:55.580		BEST LAP TIME : 1:55.931		DIFFERENCE : 0.351			
LAP	SECTOR 1	SECTOR 2	LAP TIME	MPH	DIFF	TIME OF DAY	
1 -		50.318	2:10.165	60.29	14.234	12:28:49.366	
2 -	1:07.953	48.924	1:56.877 (3)	67.14	0.946	12:30:46.243	
<b>3 -</b>	<b>1:07.124</b>	<b>48.807</b>	<b>1:55.931 (1)</b>	<b>67.69</b>		<b>12:32:42.174</b>	
4 -	1:07.510	49.647	1:57.157	66.98	1.226	12:34:39.331	
5 -	1:07.776	50.118	1:57.894	66.56	1.963	12:36:37.225	
6 -	<b>1:07.050</b>	49.524	1:56.574 (2)	67.32	0.643	12:38:33.799	
7 -	1:08.756	<b>48.530</b>	1:57.286	66.91	1.355	12:40:31.085	

# BMCRC - MRO Championships 2022 - Rnd 5 @ Cadwell Park

## EDlasia Formula 400 & Blue Haze GP

### RACE 8 - BEST SECTORS

SECTOR 1			SECTOR 2			IDEAL / BEST COMPARISON						
POS	NO	NAME	TIME	NO	NAME	TIME	POS	NO	NAME	IDEAL	BEST	DIFF
									<b>PERFECT LAP</b>	<b>1:39.568</b>		
1	117	HALL	<b>57.815</b>	117	HALL	<b>41.753</b>	1	117	HALL	1:39.568	1:39.957	<b>0.389</b>
2	45	THOMPSON	<b>58.680</b>	93	HARDIE	<b>41.780</b>	2	93	HARDIE	1:40.468	1:40.932	<b>0.464</b>
3	93	HARDIE	<b>58.688</b>	48	WELSH	<b>41.974</b>	3	48	WELSH	1:40.738	1:41.183	<b>0.445</b>
4	48	WELSH	<b>58.764</b>	45	THOMPSON	<b>42.081</b>	4	45	THOMPSON	1:40.761	1:41.117	<b>0.356</b>
5	74	SMART-WEEDEN	<b>58.882</b>	74	SMART-WEEDEN	<b>42.168</b>	5	74	SMART-WEEDEN	1:41.050	1:41.564	<b>0.514</b>
6	29	HARVEY	<b>59.797</b>	64	ELLIS	<b>43.296</b>	6	64	ELLIS	1:43.177	1:43.223	<b>0.046</b>
7	46	SWAIN	<b>59.798</b>	25	SMITH	<b>43.424</b>	7	29	HARVEY	1:43.331	1:43.331	<b>0.000</b>
8	64	ELLIS	<b>59.881</b>	1	SEATH	<b>43.474</b>	8	25	SMITH	1:43.564	1:44.001	<b>0.437</b>
9	25	SMITH	<b>1:00.140</b>	29	HARVEY	<b>43.534</b>	9	46	SWAIN	1:43.587	1:43.663	<b>0.076</b>
10	33	JOHNSTONE	<b>1:00.304</b>	33	JOHNSTONE	<b>43.781</b>	10	1	SEATH	1:44.001	1:44.150	<b>0.149</b>
11	1	SEATH	<b>1:00.527</b>	46	SWAIN	<b>43.789</b>	11	33	JOHNSTONE	1:44.085	1:44.085	<b>0.000</b>
12	65	MOXON	<b>1:01.421</b>	65	MOXON	<b>44.339</b>	12	65	MOXON	1:45.760	1:46.060	<b>0.300</b>
13	3	BARRETT	<b>1:01.490</b>	17	HIRST	<b>44.340</b>	13	60	HAYWARD	1:46.089	1:46.188	<b>0.099</b>
14	0	TOLAND	<b>1:01.578</b>	60	HAYWARD	<b>44.507</b>	14	0	TOLAND	1:46.603	1:46.713	<b>0.110</b>
15	60	HAYWARD	<b>1:01.582</b>	58	WOOD	<b>44.560</b>	15	3	BARRETT	1:46.711	1:46.818	<b>0.107</b>
16	17	HIRST	<b>1:02.618</b>	0	TOLAND	<b>45.025</b>	16	17	HIRST	1:46.958	1:47.053	<b>0.095</b>
17	58	WOOD	<b>1:03.240</b>	3	BARRETT	<b>45.221</b>	17	58	WOOD	1:47.800	1:48.495	<b>0.695</b>
18	56	MARSH	<b>1:03.559</b>	95	MARSHALL	<b>46.026</b>	18	56	MARSH	1:50.182	1:50.182	<b>0.000</b>
19	95	MARSHALL	<b>1:04.670</b>	56	MARSH	<b>46.623</b>	19	95	MARSHALL	1:50.696	1:51.254	<b>0.558</b>
20	10	BRUNSDON	<b>1:05.047</b>	400	THURTL	<b>47.388</b>	20	10	BRUNSDON	1:52.706	1:53.554	<b>0.848</b>
21	88	PRINOS	<b>1:05.219</b>	24	GODZISZ	<b>47.658</b>	21	88	PRINOS	1:52.995	1:52.995	<b>0.000</b>
22	32	MURRAY	<b>1:05.371</b>	10	BRUNSDON	<b>47.659</b>	22	400	THURTL	1:53.046	1:54.016	<b>0.970</b>
23	400	THURTL	<b>1:05.658</b>	88	PRINOS	<b>47.776</b>	23	32	MURRAY	1:53.155	1:54.297	<b>1.142</b>
24	15	DAWE	<b>1:06.270</b>	32	MURRAY	<b>47.784</b>	24	15	DAWE	1:54.549	1:54.667	<b>0.118</b>
25	24	GODZISZ	<b>1:07.035</b>	73	TURNER	<b>48.108</b>	25	24	GODZISZ	1:54.693	1:54.847	<b>0.154</b>
26	147	HANNAFORD	<b>1:07.050</b>	15	DAWE	<b>48.279</b>	26	73	TURNER	1:55.476	1:55.476	<b>0.000</b>
27	73	TURNER	<b>1:07.368</b>	147	HANNAFORD	<b>48.530</b>	27	147	HANNAFORD	1:55.580	1:55.931	<b>0.351</b>
28												
29												
30												

# BMCRC - MRO Championships 2022 - Rnd 5 @ Cadwell Park

## EDlasia Formula 400 & Blue Haze GP

### RACE 8 - STATISTICS

**Competitors Started** 30  
**Planned Start** 2022-06-26 @ 12:10:00.000  
**Actual Start** 2022-06-26 @ 12:26:39.200  
**Finish Time** 2022-06-26 @ 12:40:20.573  
**Track Length** 2.1800mi.  
**Total Laps** 214  
**Total Distance Covered** 466.5239mi.

#### Session Fastest Lap History

NO	CL	NAME	LAP TIME	TIME OF DAY	LAP	VEHICLE
117	GP	Stuart HALL	1:39.957	12:30:04.051	2	Yamaha TZ250

#### Session Leader History

NO	CL	NAME	FROM LAP	LAPS LED	DISTANCE	VEHICLE
117	GP	Stuart HALL	1	8	17.44 miles	Yamaha TZ250

#### Flag History

TYPE	TIME OF DAY
GREEN	12:26:39.200
FINISH	12:40:20.573

#### Flag Statistics

TYPE	COUNT	TOTAL LAPS	TOTAL TIME
Green	1	8	15:53.280
Red	0	0	0.000
Safety Car	0	0	0.000
FCY	0	0	0.000

# BMCRC - MRO Championships 2022 - Rnd 5 @ Cadwell Park

## EDlasia Formula 400 & Blue Haze GP

### RACE 8 - STATISTICS

**CLASS : GP**

11 Starters

#### Fastest Lap History

NO	NAME	LAP TIME	TIME OF DAY	LAP	VEHICLE
117	Stuart HALL	1:39.957	12:30:04.051	2	Yamaha TZ250

#### Leader History

NO	NAME	FROM LAP	LAPS LED	DISTANCE	VEHICLE
117	Stuart HALL	1	8	17.44 miles	Yamaha TZ250

# BMCRC - MRO Championships 2022 - Rnd 5 @ Cadwell Park

## EDlasia Formula 400 & Blue Haze GP

### RACE 8 - STATISTICS

CLASS :

10 Starters

#### Fastest Lap History

NO	NAME	LAP TIME	TIME OF DAY	LAP	VEHICLE
48	Richie WELSH	1:42.850	12:30:09.994	2	Yamaha FZR 400 RRSP
45	Mark THOMPSON	1:42.498	12:30:10.289	2	Kawasaki ZXR400
48	Richie WELSH	1:42.448	12:33:34.962	4	Yamaha FZR 400 RRSP
45	Mark THOMPSON	1:41.847	12:33:35.104	4	Kawasaki ZXR400
45	Mark THOMPSON	1:41.349	12:35:16.453	5	Kawasaki ZXR400
45	Mark THOMPSON	1:41.117	12:36:57.570	6	Kawasaki ZXR400

#### Leader History

NO	NAME	FROM LAP	LAPS LED	DISTANCE	VEHICLE
48	Richie WELSH	1	4	8.72 miles	Yamaha FZR 400 RRSP
45	Mark THOMPSON	5	3	6.54 miles	Kawasaki ZXR400
48	Richie WELSH	8	1	2.18 miles	Yamaha FZR 400 RRSP



# BMCRC - MRO Championships 2022 - Rnd 5 @ Cadwell Park

## EDlasia Formula 400 & Blue Haze GP

### RACE 8 - STATISTICS

**CLASS : R**

1 Starters

#### Fastest Lap History

NO	NAME	LAP TIME	TIME OF DAY	LAP	VEHICLE
56	Phil MARSH	1:50.814	12:30:31.838	2	Kawasaki ZXR400
56	Phil MARSH	1:50.182	12:32:22.020	3	Kawasaki ZXR400

#### Leader History

NO	NAME	FROM LAP	LAPS LED	DISTANCE	VEHICLE
56	Phil MARSH	1	8	17.44 miles	Kawasaki ZXR400

# BMCRC - MRO Championships 2022 - Rnd 5 @ Cadwell Park

## EDlasia Formula 400 & Blue Haze GP

### RACE 8 - STATISTICS

**CLASS : S**

5 Starters

#### Fastest Lap History

NO	NAME	LAP TIME	TIME OF DAY	LAP	VEHICLE
33	Carl JOHNSTONE	<b>1:45.951</b>	12:30:20.145	2	Yamaha FZR400RR
33	Carl JOHNSTONE	<b>1:44.909</b>	12:32:05.054	3	Yamaha FZR400RR
33	Carl JOHNSTONE	<b>1:44.085</b>	12:37:19.184	6	Yamaha FZR400RR

#### Leader History

NO	NAME	FROM LAP	LAPS LED	DISTANCE	VEHICLE
33	Carl JOHNSTONE	1	8	17.44 miles	Yamaha FZR400RR

# BMCRC - MRO Championships 2022 - Rnd 5 @ Cadwell Park

## EDlasia Formula 400 & Blue Haze GP

### RACE 8 - STATISTICS

CLASS : S/R

1 Starters

#### Fastest Lap History

NO	NAME	LAP TIME	TIME OF DAY	LAP	VEHICLE
25	Haydon SMITH	1:46.145	12:30:21.183	2	Kawasaki ZXR400
25	Haydon SMITH	1:44.845	12:32:06.029	3	Kawasaki ZXR400
25	Haydon SMITH	1:44.231	12:35:35.443	5	Kawasaki ZXR400
25	Haydon SMITH	1:44.046	12:37:19.489	6	Kawasaki ZXR400
25	Haydon SMITH	1:44.001	12:39:03.489	7	Kawasaki ZXR400

#### Leader History

NO	NAME	FROM LAP	LAPS LED	DISTANCE	VEHICLE
25	Haydon SMITH	1	8	17.44 miles	Kawasaki ZXR400

# BMCRC - MRO Championships 2022 - Rnd 5 @ Cadwell Park

## EDlasia Formula 400 & Blue Haze GP

### RACE 8 - STATISTICS

**CLASS : JSS**

2 Starters

#### Fastest Lap History

NO	NAME	LAP TIME	TIME OF DAY	LAP	VEHICLE
74	Finn SMART-WEEDEN	1:41.990	12:30:11.115	2	Kawasaki NINJA 400 (JSS)
93	Mikey HARDIE	1:41.213	12:30:11.480	2	Kawasaki NINJA 400 (JSS)
93	Mikey HARDIE	1:40.932	12:40:22.389	8	Kawasaki NINJA 400 (JSS)

#### Leader History

NO	NAME	FROM LAP	LAPS LED	DISTANCE	VEHICLE
74	Finn SMART-WEEDEN	1	2	4.36 miles	Kawasaki NINJA 400 (JSS)
93	Mikey HARDIE	3	2	4.36 miles	Kawasaki NINJA 400 (JSS)
74	Finn SMART-WEEDEN	5	3	6.54 miles	Kawasaki NINJA 400 (JSS)
93	Mikey HARDIE	8	1	2.18 miles	Kawasaki NINJA 400 (JSS)

BMCRC - MRO Championships 2022 - Rnd 5 @ Cadwell Park



EDlasia Formula 400 & Blue Haze GP



RACE 18 - GRID (8 Laps)

ROW 12		34	681	Liam ARMITAGE												
ROW 11	31	73	Colvin TURNER	1:55.476	32	147	John HANNAFORD	1:55.931	33	156	Jack WOLF					
ROW 10					28	32	Conor MURRAY	1:54.297	29	15	Julian DAWE	1:54.667	30	24	Harley GODZISZ	1:54.847
ROW 9	25	88	George PRINOS	1:52.995	26	10	Mike BRUNSDON	1:53.554	27	400	Stuart THURTLÉ	1:54.016				
ROW 8					22	58	Matthew WOOD	1:48.495	23	56	Phil MARSH	1:50.182	24	95	Greg MARSHALL	1:51.254
ROW 7	19	3	Tom BARRETT	1:46.818	20	17	Sam HIRST	1:47.053	21	110	Mark HAIGH					
ROW 6					16	60	Richard HAYWARD	1:46.188	17	0	Paul TOLAND	1:46.713	18	8	Phil ATKINSON	
ROW 5	13	1	James SEATH	1:44.150	14	50	Sean MORRISON	1:46.060	15	65	Andrew MOXON					
ROW 4					10	46	Frank SWAIN	1:43.663	11	25	Haydon SMITH	1:44.001	12	33	Carl JOHNSTONE	1:44.085
ROW 3	7	29	Phil HARVEY	1:43.331	8	7	Bruce DUNN	1:41.183	9	14	James McMANUS					
ROW 2					4	48	Richie WELSH	1:41.564	5	74	Finn SMART-WEEDEN	1:43.223	6	64	Phil ELLIS	
ROW 1	1	117	Stuart HALL	1:39.957	2	93	Mikey HARDIE	1:40.932	3	45	Mark THOMPSON	1:41.117				
<b>Pole</b>																

Cadwell Park: 2.1800 miles

These results are provisional until the conclusion of any judicial and technical matters.

Clerk Of Course :	Stewards :	Timekeeper : Sarah Evans
-------------------	------------	--------------------------

Results can be found at [www.tsl-timing.com](http://www.tsl-timing.com)

Printed - 12:49 Sunday, 26 June 2022



# BMCRC - MRO Championships 2022 - Rnd 5 @ Cadwell Park

## EDlasia Formula 400 & Blue Haze GP

### RACE 18 - CLASSIFICATION



POS	NO	CL	PIC NAME	ENTRY	LAPS	TIME	GAP	DIFF	MPH	BEST	ON
1	7	GP	1 Bruce DUNN	Yamaha TZ250 - Bilstein UK	6	10:16.635			76.36	1:41.065	4
2	48		1 Richie WELSH	Yamaha FZR 400 RRSP - EDEN'S BABY EXPERIE	6	10:18.737	2.102	2.102	76.10	1:41.708	6
3	45		2 Mark THOMPSON	Kawasaki ZXR400 - Flintstone Tyres / David Simon	6	10:18.752	2.117	0.015	76.10	1:40.648	5
4	50	GP	2 Sean MORRISON	Honda RS 250 - Fincham's two strokes	6	10:26.632	9.997	7.880	75.14	1:41.736	6
5	46	GP	3 Frank SWAIN	Honda RS250NX5 -	6	10:36.301	19.666	9.669	74.00	1:44.632	4
6	1		3 James SEATH	Kawasaki ZXR400 L9 - Ovenden Earthmoving	6	10:36.594	19.959	0.293	73.96	1:43.819	6
7	29	GP	4 Phil HARVEY	Honda RS250CC - CSC Racing	6	10:37.896	21.261	1.302	73.81	1:44.612	6
8	33	S	1 Carl JOHNSTONE	Yamaha FZR400RR - EDlasia	6	10:48.403	31.768	10.507	72.62	1:45.580	6
9	25	S/R	1 Haydon SMITH	Kawasaki ZXR400 - HI-Precision Engineering Ltd	6	10:48.662	32.027	0.259	72.59	1:45.437	6
10	64	GP	5 Phil ELLIS	Yamaha TZ250 4TW -	6	10:50.112	33.477	1.450	72.43	1:46.271	6
11	95		4 Greg MARSHALL	Kawasaki NINJA 300 - Mum & Dad; HEL Performan	6	11:18.558	1:01.923	28.446	69.39	1:50.525	6
12	56	R	1 Phil MARSH	Kawasaki ZXR400 -	6	11:22.108	1:05.473	3.550	69.03	1:51.462	3
13	24	S	2 Harley GODZISZ	Honda NC30 - Kamper Security	6	11:37.425	1:20.790	15.317	67.51	1:54.428	2
14	15	S	3 Julian DAWE	Honda RVF400 - EM Acoustics	6	11:43.099	1:26.464	5.674	66.97	1:54.876	3
15	88	GP	6 George PRINOS	Yamaha TZ250 - KAPPA PLANNING LTD	6	11:43.623	1:26.988	0.524	66.92	1:55.071	2

#### FASTEST LAP

45		Mark THOMPSON	Kawasaki ZXR400 - Flintstone Tyres / David Simon	5	1:40.648	77.97 mph	125.48 kph
7	GP	Bruce DUNN	Yamaha TZ250 - Bilstein UK	4	1:41.065	77.65 mph	124.97 kph
25	S/R	Haydon SMITH	Kawasaki ZXR400 - HI-Precision Engineering Ltd	6	1:45.437	74.43 mph	119.78 kph
33	S	Carl JOHNSTONE	Yamaha FZR400RR - EDlasia	6	1:45.580	74.33 mph	119.62 kph
56	R	Phil MARSH	Kawasaki ZXR400 -	3	1:51.462	70.41 mph	113.31 kph

Class GP - 92.5% of Race Speed = 70.63 mph

Class - 92.5% of Race Speed = 70.39 mph

Class S - 92.5% of Race Speed = 67.17 mph

Class S/R - 92.5% of Race Speed = 67.14 mph

Class R - 92.5% of Race Speed = 63.85 mph

Weather / Track : Cloudy / Dry

These results are provisional until the conclusion of any judicial and technical matters.

Race Distance: 6 Laps / 13.08 miles

Cadwell Park: 2.1800 miles

Date: 26/06/2022 Start: 17:24 Finish: 17:35

Clerk Of Course :	Stewards :	Timekeeper : Sarah Evans
-------------------	------------	--------------------------

Results can be found at [www.tsl-timing.com](http://www.tsl-timing.com)

Printed - 17:36 Sunday, 26 June 2022



# BMCRC - MRO Championships 2022 - Rnd 5 @ Cadwell Park

## EDlasia Formula 400 & Blue Haze GP

### RACE 18 - LAP CHART

#### LAP 1 @ 17:26:44.655

NO	BEHIND	LAP TIME
48		1:47.920
50	2.427	1:50.347
46	2.449	1:50.369
7	2.550	1:50.470
45	3.190	1:51.110
29	4.879	1:52.799
1	5.318	1:53.238
25	6.171	1:54.091
33	6.326	1:54.246
64	6.950	1:54.870
56	11.416	1:59.336
24	11.868	1:59.788
95	12.641	2:00.561
88	17.199	2:05.119
15	18.006	2:05.926

#### LAP 2 @ 17:28:27.168

NO	BEHIND	LAP TIME
48		1:42.513
7	1.244	1:41.207
45	3.859	1:43.182
50	4.105	1:44.191
46	5.275	1:45.339
29	7.881	1:45.515
1	8.234	1:45.429
25	11.239	1:47.581
33	11.414	1:47.601
64	11.761	1:47.324
56	21.881	1:52.978
95	22.964	1:52.836
24	23.783	1:54.428
88	29.757	1:55.071
15	30.765	1:55.272

#### LAP 3 @ 17:30:09.480

NO	BEHIND	LAP TIME
48		1:42.312
7	0.486	1:41.554
45	2.707	1:41.160
50	5.820	1:44.027
46	8.114	1:45.151
29	10.808	1:45.239
1	11.232	1:45.310
25	16.138	1:47.211
33	16.285	1:47.183
64	17.220	1:47.771
56	31.031	1:51.462
95	32.392	1:51.740
24	36.125	1:54.654
88	42.709	1:55.264
15	43.329	1:54.876

#### LAP 4 @ 17:31:51.031

NO	BEHIND	LAP TIME
7		1:41.065
48	0.804	1:42.355
45	2.873	1:41.717
50	7.589	1:43.320
46	11.195	1:44.632
29	13.924	1:44.667
1	14.283	1:44.602

25	21.350	1:46.763
33	22.099	1:47.365
64	22.787	1:47.118
56	41.477	1:51.997
95	42.576	1:51.735
24	50.626	1:56.052
15	56.895	1:55.117
88	57.821	1:56.663

#### LAP 5 @ 17:33:32.125

NO	BEHIND	LAP TIME
7		1:41.094
48	1.639	1:41.929
45	2.427	1:40.648
50	9.506	1:43.011
46	15.460	1:45.359
1	17.385	1:44.196
29	17.894	1:45.064
33	27.433	1:46.428
25	27.835	1:47.579
64	28.451	1:46.758
95	52.643	1:51.161
56	54.029	1:53.646
24	1:06.235	1:56.703
88	1:12.573	1:55.846
15	1:12.714	1:56.913

#### LAP 6 @ 17:35:13.370

NO	BEHIND	LAP TIME
7		1:41.245
48	2.102	1:41.708
45	2.117	1:40.935
50	9.997	1:41.736
46	19.666	1:45.451
1	19.959	1:43.819
29	21.261	1:44.612
33	31.768	1:45.580
25	32.027	1:45.437
64	33.477	1:46.271
95	1:01.923	1:50.525
56	1:05.473	1:52.689
24	1:20.790	1:55.800
15	1:26.464	1:54.995
88	1:26.988	1:55.660

# BMCRG - MRO Championships 2022 - Rnd 5 @ Cadwell Park

## EDlasia Formula 400 & Blue Haze GP

### RACE 18 - SECTOR ANALYSIS



SECTOR 1 = FL to I1, SECTOR 2 = I1 to FL, DIFF = Difference To Personal Best Lap, P = Crossed Finish Line in Pit Lane, D = Time Disallowed

P1		7 GP		Bruce DUNN		Yamaha TZ250 - Bilstein UK	
IDEAL LAP TIME : 1:40.906		BEST LAP TIME : 1:41.065		DIFFERENCE : 0.159			
LAP	SECTOR 1	SECTOR 2	LAP TIME	MPH	DIFF	TIME OF DAY	
1 -		43.782	1:50.470	71.04	9.405	17:26:47.205	
2 -	<b>58.255</b>	42.952	1:41.207 (3)	77.54	0.142	17:28:28.412	
3 -	58.778	42.776	1:41.554	77.27	0.489	17:30:09.966	
4 -	58.414	<b>42.651</b>	<b>1:41.065 (1)</b>	<b>77.65</b>		<b>17:31:51.031</b>	
5 -	58.297	42.797	1:41.094 (2)	77.63	0.029	17:33:32.125	
6 -	58.365	42.880	1:41.245	77.51	0.180	17:35:13.370	

P2		48		Richie WELSH		Yamaha FZR 400 RRSF - EDEN'S BABY EXPERIENCES/ PETI	
IDEAL LAP TIME : 1:41.368		BEST LAP TIME : 1:41.708		DIFFERENCE : 0.340			
LAP	SECTOR 1	SECTOR 2	LAP TIME	MPH	DIFF	TIME OF DAY	
1 -		42.975	1:47.920	72.72	6.212	17:26:44.655	
2 -	59.596	42.917	1:42.513	76.55	0.805	17:28:27.168	
3 -	59.442	42.870	1:42.312 (3)	76.70	0.604	17:30:09.480	
4 -	59.326	43.029	1:42.355	76.67	0.647	17:31:51.835	
5 -	<b>59.202</b>	42.727	1:41.929 (2)	76.99	0.221	17:33:33.764	
6 -	59.542	<b>42.166</b>	<b>1:41.708 (1)</b>	<b>77.16</b>		<b>17:35:15.472</b>	

P3		45		Mark THOMPSON		Kawasaki ZXR400 - Flintstone Tyres / David Simon Tuning	
IDEAL LAP TIME : 1:40.447		BEST LAP TIME : 1:40.648		DIFFERENCE : 0.201			
LAP	SECTOR 1	SECTOR 2	LAP TIME	MPH	DIFF	TIME OF DAY	
1 -		44.130	1:51.110	70.63	10.462	17:26:47.845	
2 -	59.702	43.480	1:43.182	76.06	2.534	17:28:31.027	
3 -	59.025	<b>42.135</b>	1:41.160 (3)	77.58	0.512	17:30:12.187	
4 -	58.876	42.841	1:41.717	77.15	1.069	17:31:53.904	
5 -	<b>58.312</b>	42.336	<b>1:40.648 (1)</b>	<b>77.97</b>		<b>17:33:34.552</b>	
6 -	58.458	42.477	1:40.935 (2)	77.75	0.287	17:35:15.487	

P4		50 GP		Sean MORRISON		Honda RS 250 - Fincham's two strokes	
IDEAL LAP TIME : 1:41.736		BEST LAP TIME : 1:41.736		DIFFERENCE : 0.000			
LAP	SECTOR 1	SECTOR 2	LAP TIME	MPH	DIFF	TIME OF DAY	
1 -		43.851	1:50.347	71.12	8.611	17:26:47.082	
2 -	1:00.029	44.162	1:44.191	75.32	2.455	17:28:31.273	
3 -	1:00.410	43.617	1:44.027	75.44	2.291	17:30:15.300	
4 -	1:00.226	43.094	1:43.320 (3)	75.95	1.584	17:31:58.620	
5 -	1:00.280	42.731	1:43.011 (2)	76.18	1.275	17:33:41.631	
6 -	<b>59.153</b>	<b>42.583</b>	<b>1:41.736 (1)</b>	<b>77.14</b>		<b>17:35:23.367</b>	

P5		46 GP		Frank SWAIN		Honda RS250NX5 -	
IDEAL LAP TIME : 1:44.281		BEST LAP TIME : 1:44.632		DIFFERENCE : 0.351			
LAP	SECTOR 1	SECTOR 2	LAP TIME	MPH	DIFF	TIME OF DAY	
1 -		44.690	1:50.369	71.10	5.737	17:26:47.104	
2 -	1:00.979	44.360	1:45.339 (3)	74.50	0.707	17:28:32.443	
3 -	1:00.722	44.429	1:45.151 (2)	74.63	0.519	17:30:17.594	
4 -	<b>1:00.130</b>	44.502	<b>1:44.632 (1)</b>	<b>75.00</b>		<b>17:32:02.226</b>	
5 -	1:01.208	<b>44.151</b>	1:45.359	74.48	0.727	17:33:47.585	
6 -	1:00.728	44.723	1:45.451	74.42	0.819	17:35:33.036	

P6		1		James SEATH		Kawasaki ZXR400 L9 - Ovenden Earthmoving	
IDEAL LAP TIME : 1:43.761		BEST LAP TIME : 1:43.819		DIFFERENCE : 0.058			
LAP	SECTOR 1	SECTOR 2	LAP TIME	MPH	DIFF	TIME OF DAY	
1 -		45.490	1:53.238	69.30	9.419	17:26:49.973	
2 -	1:00.422	45.007	1:45.429	74.43	1.610	17:28:35.402	
3 -	1:00.752	44.558	1:45.310	74.52	1.491	17:30:20.712	
4 -	1:00.649	43.953	1:44.602 (3)	75.02	0.783	17:32:05.314	
5 -	1:00.624	<b>43.572</b>	1:44.196 (2)	75.32	0.377	17:33:49.510	
6 -	<b>1:00.189</b>	43.630	<b>1:43.819 (1)</b>	<b>75.59</b>		<b>17:35:33.329</b>	



# BMCRG - MRO Championships 2022 - Rnd 5 @ Cadwell Park

## EDlasia Formula 400 & Blue Haze GP

### RACE 18 - SECTOR ANALYSIS



SECTOR 1 = FL to I1, SECTOR 2 = I1 to FL, DIFF = Difference To Personal Best Lap, P = Crossed Finish Line in Pit Lane, D = Time Disallowed

P7 29 GP		Phil HARVEY		Honda RS250CC - CSC Racing		
IDEAL LAP TIME : 1:44.477		BEST LAP TIME : 1:44.612		DIFFERENCE : 0.135		
LAP	SECTOR 1	SECTOR 2	LAP TIME	MPH	DIFF	TIME OF DAY
1 -		45.361	1:52.799	69.57	8.187	17:26:49.534
2 -	1:00.566	44.949	1:45.515	74.37	0.903	17:28:35.049
3 -	1:00.819	44.420	1:45.239	74.57	0.627	17:30:20.288
4 -	1:00.581	<b>44.086</b>	1:44.667 (2)	74.98	0.055	17:32:04.955
5 -	1:00.607	44.457	1:45.064 (3)	74.69	0.452	17:33:50.019
6 -	<b>1:00.391</b>	44.221	<b>1:44.612 (1)</b>	<b>75.02</b>		<b>17:35:34.631</b>

P8 33 S		Carl JOHNSTONE		Yamaha FZR400RR - EDlasia		
IDEAL LAP TIME : 1:45.377		BEST LAP TIME : 1:45.580		DIFFERENCE : 0.203		
LAP	SECTOR 1	SECTOR 2	LAP TIME	MPH	DIFF	TIME OF DAY
1 -		45.623	1:54.246	68.69	8.666	17:26:50.981
2 -	1:02.639	44.962	1:47.601	72.93	2.021	17:28:38.582
3 -	1:02.608	44.575	1:47.183 (3)	73.22	1.603	17:30:25.765
4 -	1:02.477	44.888	1:47.365	73.09	1.785	17:32:13.130
5 -	1:02.087	<b>44.341</b>	1:46.428 (2)	73.74	0.848	17:33:59.558
6 -	<b>1:01.036</b>	44.544	<b>1:45.580 (1)</b>	<b>74.33</b>		<b>17:35:45.138</b>

P9 25 S/R		Haydon SMITH		Kawasaki ZXR400 - HI-Precision Engineering Ltd		
IDEAL LAP TIME : 1:45.437		BEST LAP TIME : 1:45.437		DIFFERENCE : 0.000		
LAP	SECTOR 1	SECTOR 2	LAP TIME	MPH	DIFF	TIME OF DAY
1 -		45.714	1:54.091	68.78	8.654	17:26:50.826
2 -	1:02.583	44.998	1:47.581	72.95	2.144	17:28:38.407
3 -	1:02.554	44.657	1:47.211 (3)	73.20	1.774	17:30:25.618
4 -	1:02.316	44.447	1:46.763 (2)	73.50	1.326	17:32:12.381
5 -	1:02.625	44.954	1:47.579	72.95	2.142	17:33:59.960
6 -	<b>1:01.211</b>	<b>44.226</b>	<b>1:45.437 (1)</b>	<b>74.43</b>		<b>17:35:45.397</b>

P10 64 GP		Phil ELLIS		Yamaha TZ250 4TW -		
IDEAL LAP TIME : 1:46.080		BEST LAP TIME : 1:46.271		DIFFERENCE : 0.191		
LAP	SECTOR 1	SECTOR 2	LAP TIME	MPH	DIFF	TIME OF DAY
1 -		45.741	1:54.870	68.32	8.599	17:26:51.605
2 -	1:02.340	<b>44.984</b>	1:47.324	73.12	1.053	17:28:38.929
3 -	1:02.751	45.020	1:47.771	72.82	1.500	17:30:26.700
4 -	1:01.820	45.298	1:47.118 (3)	73.26	0.847	17:32:13.818
5 -	1:01.734	45.024	1:46.758 (2)	73.51	0.487	17:34:00.576
6 -	<b>1:01.096</b>	45.175	<b>1:46.271 (1)</b>	<b>73.84</b>		<b>17:35:46.847</b>

P11 95		Greg MARSHALL		Kawasaki NINJA 300 - Mum & Dad; HEL Performance		
IDEAL LAP TIME : 1:50.352		BEST LAP TIME : 1:50.525		DIFFERENCE : 0.173		
LAP	SECTOR 1	SECTOR 2	LAP TIME	MPH	DIFF	TIME OF DAY
1 -		47.385	2:00.561	65.09	10.036	17:26:57.296
2 -	1:04.808	48.028	1:52.836	69.55	2.311	17:28:50.132
3 -	1:04.457	47.283	1:51.740	70.23	1.215	17:30:41.872
4 -	<b>1:04.331</b>	47.404	1:51.735 (3)	70.23	1.210	17:32:33.607
5 -	1:04.991	46.170	1:51.161 (2)	70.60	0.636	17:34:24.768
6 -	1:04.504	<b>46.021</b>	<b>1:50.525 (1)</b>	<b>71.00</b>		<b>17:36:15.293</b>

P12 56 R		Phil MARSH		Kawasaki ZXR400 -		
IDEAL LAP TIME : 1:51.052		BEST LAP TIME : 1:51.462		DIFFERENCE : 0.410		
LAP	SECTOR 1	SECTOR 2	LAP TIME	MPH	DIFF	TIME OF DAY
1 -		48.240	1:59.336	65.76	7.874	17:26:56.071
2 -	1:05.779	47.199	1:52.978	69.46	1.516	17:28:49.049
3 -	1:05.065	<b>46.397</b>	<b>1:51.462 (1)</b>	<b>70.41</b>		<b>17:30:40.511</b>
4 -	1:04.779	47.218	1:51.997 (2)	70.07	0.535	17:32:32.508
5 -	1:05.878	47.768	1:53.646	69.05	2.184	17:34:26.154
6 -	<b>1:04.655</b>	48.034	1:52.689 (3)	69.64	1.227	17:36:18.843

# BMCRC - MRO Championships 2022 - Rnd 5 @ Cadwell Park

## EDlasia Formula 400 & Blue Haze GP

### RACE 18 - SECTOR ANALYSIS



SECTOR 1 = FL to I1, SECTOR 2 = I1 to FL, DIFF = Difference To Personal Best Lap, P = Crossed Finish Line in Pit Lane, D = Time Disallowed

<b>P13 24 S</b>		<b>Harley GODZISZ</b>		Honda NC30 - Kamper Security			
IDEAL LAP TIME : 1:53.570		BEST LAP TIME : 1:54.428		DIFFERENCE : 0.858			
LAP	SECTOR 1	SECTOR 2	LAP TIME	MPH	DIFF	TIME OF DAY	
1 -		<b>47.325</b>	1:59.788	65.51	5.360	17:26:56.523	
2 -	<b>1:06.245</b>	48.183	<b>1:54.428 (1)</b>	<b>68.58</b>		<b>17:28:50.951</b>	
3 -	1:06.409	48.245	1:54.654 (2)	68.45	0.226	17:30:45.605	
4 -	1:07.543	48.509	1:56.052	67.62	1.624	17:32:41.657	
5 -	1:07.304	49.399	1:56.703	67.24	2.275	17:34:38.360	
6 -	1:07.638	48.162	1:55.800 (3)	67.77	1.372	17:36:34.160	

<b>P14 15 S</b>		<b>Julian DAWE</b>		Honda RVF400 - EM Acoustics			
IDEAL LAP TIME : 1:54.514		BEST LAP TIME : 1:54.876		DIFFERENCE : 0.362			
LAP	SECTOR 1	SECTOR 2	LAP TIME	MPH	DIFF	TIME OF DAY	
1 -		49.728	2:05.926	62.32	11.050	17:27:02.661	
2 -	<b>1:06.379</b>	48.893	1:55.272	68.08	0.396	17:28:57.933	
3 -	1:06.524	48.352	<b>1:54.876 (1)</b>	<b>68.31</b>		<b>17:30:52.809</b>	
4 -	1:06.817	48.300	1:55.117 (3)	68.17	0.241	17:32:47.926	
5 -	1:07.880	49.033	1:56.913	67.12	2.037	17:34:44.839	
6 -	1:06.860	<b>48.135</b>	1:54.995 (2)	68.24	0.119	17:36:39.834	

<b>P15 88 GP</b>		<b>George PRINOS</b>		Yamaha TZ250 - KAPPA PLANNING LTD			
IDEAL LAP TIME : 1:54.751		BEST LAP TIME : 1:55.071		DIFFERENCE : 0.320			
LAP	SECTOR 1	SECTOR 2	LAP TIME	MPH	DIFF	TIME OF DAY	
1 -		49.114	2:05.119	62.72	10.048	17:27:01.854	
2 -	1:06.707	48.364	<b>1:55.071 (1)</b>	<b>68.20</b>		<b>17:28:56.925</b>	
3 -	1:07.151	<b>48.113</b>	1:55.264 (2)	68.08	0.193	17:30:52.189	
4 -	1:07.765	48.898	1:56.663	67.27	1.592	17:32:48.852	
5 -	<b>1:06.638</b>	49.208	1:55.846	67.74	0.775	17:34:44.698	
6 -	1:07.389	48.271	1:55.660 (3)	67.85	0.589	17:36:40.358	

# BMCRC - MRO Championships 2022 - Rnd 5 @ Cadwell Park

## EDlasia Formula 400 & Blue Haze GP

### RACE 18 - BEST SECTORS

SECTOR 1			SECTOR 2			IDEAL / BEST COMPARISON						
POS	NO	NAME	TIME	NO	NAME	TIME	POS	NO	NAME	IDEAL	BEST	DIFF
									<b>PERFECT LAP</b>	<b>1:40.390</b>		
1	7	DUNN	<b>58.255</b>	45	THOMPSON	<b>42.135</b>	1	45	THOMPSON	1:40.447	1:40.648	<b>0.201</b>
2	45	THOMPSON	<b>58.312</b>	48	WELSH	<b>42.166</b>	2	7	DUNN	1:40.906	1:41.065	<b>0.159</b>
3	50	MORRISON	<b>59.153</b>	50	MORRISON	<b>42.583</b>	3	48	WELSH	1:41.368	1:41.708	<b>0.340</b>
4	48	WELSH	<b>59.202</b>	7	DUNN	<b>42.651</b>	4	50	MORRISON	1:41.736	1:41.736	<b>0.000</b>
5	46	SWAIN	<b>1:00.130</b>	1	SEATH	<b>43.572</b>	5	1	SEATH	1:43.761	1:43.819	<b>0.058</b>
6	1	SEATH	<b>1:00.189</b>	29	HARVEY	<b>44.086</b>	6	46	SWAIN	1:44.281	1:44.632	<b>0.351</b>
7	29	HARVEY	<b>1:00.391</b>	46	SWAIN	<b>44.151</b>	7	29	HARVEY	1:44.477	1:44.612	<b>0.135</b>
8	33	JOHNSTONE	<b>1:01.036</b>	25	SMITH	<b>44.226</b>	8	33	JOHNSTONE	1:45.377	1:45.580	<b>0.203</b>
9	64	ELLIS	<b>1:01.096</b>	33	JOHNSTONE	<b>44.341</b>	9	25	SMITH	1:45.437	1:45.437	<b>0.000</b>
10	25	SMITH	<b>1:01.211</b>	64	ELLIS	<b>44.984</b>	10	64	ELLIS	1:46.080	1:46.271	<b>0.191</b>
11	95	MARSHALL	<b>1:04.331</b>	95	MARSHALL	<b>46.021</b>	11	95	MARSHALL	1:50.352	1:50.525	<b>0.173</b>
12	56	MARSH	<b>1:04.655</b>	56	MARSH	<b>46.397</b>	12	56	MARSH	1:51.052	1:51.462	<b>0.410</b>
13	24	GODZISZ	<b>1:06.245</b>	24	GODZISZ	<b>47.325</b>	13	24	GODZISZ	1:53.570	1:54.428	<b>0.858</b>
14	15	DAWE	<b>1:06.379</b>	88	PRINOS	<b>48.113</b>	14	15	DAWE	1:54.514	1:54.876	<b>0.362</b>
15	88	PRINOS	<b>1:06.638</b>	15	DAWE	<b>48.135</b>	15	88	PRINOS	1:54.751	1:55.071	<b>0.320</b>

# BMCRC - MRO Championships 2022 - Rnd 5 @ Cadwell Park

## EDlasia Formula 400 & Blue Haze GP

### RACE 18 - STATISTICS

**Competitors Started** 15  
**Planned Start** 2022-06-26 @ 16:50:00.000  
**Actual Start** 2022-06-26 @ 17:24:56.734  
**Finish Time** 2022-06-26 @ 17:35:13.369  
**Track Length** 2.1800mi.  
**Total Laps** 90  
**Total Distance Covered** 196.2016mi.

#### Session Fastest Lap History

NO	CL	NAME	LAP TIME	TIME OF DAY	LAP	VEHICLE
48		<b>Richie WELSH</b>	<b>1:42.513</b>	17:28:27.183	2	Yamaha FZR 400 RRSP
7	GP	<b>Bruce DUNN</b>	<b>1:41.207</b>	17:28:28.417	2	Yamaha TZ250
45		<b>Mark THOMPSON</b>	<b>1:41.160</b>	17:30:12.198	3	Kawasaki ZXR400
7	GP	<b>Bruce DUNN</b>	<b>1:41.065</b>	17:31:51.035	4	Yamaha TZ250
45		<b>Mark THOMPSON</b>	<b>1:40.648</b>	17:33:34.563	5	Kawasaki ZXR400

#### Session Leader History

NO	CL	NAME	FROM LAP	LAPS LED	DISTANCE	VEHICLE
48		<b>Richie WELSH</b>	1	3	6.54 miles	Yamaha FZR 400 RRSP
7	GP	<b>Bruce DUNN</b>	4	3	6.54 miles	Yamaha TZ250

#### Flag History

TYPE	TIME OF DAY
GREEN	17:24:56.734
FINISH	17:35:13.369

#### Flag Statistics

TYPE	COUNT	TOTAL LAPS	TOTAL TIME
Green	1	6	11:47.946
Red	0	0	0.000
Safety Car	0	0	0.000
FCY	0	0	0.000

# BMCRC - MRO Championships 2022 - Rnd 5 @ Cadwell Park

## EDlasia Formula 400 & Blue Haze GP

### RACE 18 - STATISTICS

**CLASS : GP**

6 Starters

#### Fastest Lap History

NO	NAME	LAP TIME	TIME OF DAY	LAP	VEHICLE
7	<b>Bruce DUNN</b>	<b>1:41.207</b>	17:28:28.417	2	Yamaha TZ250
7	<b>Bruce DUNN</b>	<b>1:41.065</b>	17:31:51.035	4	Yamaha TZ250

#### Leader History

NO	NAME	FROM LAP	LAPS LED	DISTANCE	VEHICLE
50	<b>Sean MORRISON</b>	1	1	2.18 miles	Honda RS 250
7	<b>Bruce DUNN</b>	2	5	10.90 miles	Yamaha TZ250

# BMCRC - MRO Championships 2022 - Rnd 5 @ Cadwell Park

## EDlasia Formula 400 & Blue Haze GP

### RACE 18 - STATISTICS

CLASS :

4 Starters

#### Fastest Lap History

NO	NAME	LAP TIME	TIME OF DAY	LAP	VEHICLE
48	Richie WELSH	1:42.513	17:28:27.183	2	Yamaha FZR 400 RRSP
48	Richie WELSH	1:42.312	17:30:09.495	3	Yamaha FZR 400 RRSP
45	Mark THOMPSON	1:41.160	17:30:12.198	3	Kawasaki ZXR400
45	Mark THOMPSON	1:40.648	17:33:34.563	5	Kawasaki ZXR400

#### Leader History

NO	NAME	FROM LAP	LAPS LED	DISTANCE	VEHICLE
48	Richie WELSH	1	6	13.08 miles	Yamaha FZR 400 RRSP

# BMCRC - MRO Championships 2022 - Rnd 5 @ Cadwell Park

## EDlasia Formula 400 & Blue Haze GP

### RACE 18 - STATISTICS

**CLASS : R**

1 Starters

#### Fastest Lap History

NO	NAME	LAP TIME	TIME OF DAY	LAP	VEHICLE
56	Phil MARSH	<b>1:52.978</b>	17:28:49.088	2	Kawasaki ZXR400
56	Phil MARSH	<b>1:51.462</b>	17:30:40.549	3	Kawasaki ZXR400

#### Leader History

NO	NAME	FROM LAP	LAPS LED	DISTANCE	VEHICLE
56	Phil MARSH	1	6	13.08 miles	Kawasaki ZXR400

# BMCRC - MRO Championships 2022 - Rnd 5 @ Cadwell Park

## EDlasia Formula 400 & Blue Haze GP

### RACE 18 - STATISTICS

**CLASS : S**

3 Starters

#### Fastest Lap History

NO	NAME	LAP TIME	TIME OF DAY	LAP	VEHICLE
33	Carl JOHNSTONE	1:47.601	17:28:38.601	2	Yamaha FZR400RR
33	Carl JOHNSTONE	1:47.183	17:30:25.782	3	Yamaha FZR400RR
33	Carl JOHNSTONE	1:46.428	17:33:59.575	5	Yamaha FZR400RR
33	Carl JOHNSTONE	1:45.580	17:35:45.155	6	Yamaha FZR400RR

#### Leader History

NO	NAME	FROM LAP	LAPS LED	DISTANCE	VEHICLE
33	Carl JOHNSTONE	1	6	13.08 miles	Yamaha FZR400RR



# BMCRC - MRO Championships 2022 - Rnd 5 @ Cadwell Park

## EDlasia Formula 400 & Blue Haze GP

### RACE 18 - STATISTICS

CLASS : S/R

1 Starters

#### Fastest Lap History

NO	NAME	LAP TIME	TIME OF DAY	LAP	VEHICLE
25	Haydon SMITH	1:47.581	17:28:38.420	2	Kawasaki ZXR400
25	Haydon SMITH	1:47.211	17:30:25.631	3	Kawasaki ZXR400
25	Haydon SMITH	1:46.763	17:32:12.393	4	Kawasaki ZXR400
25	Haydon SMITH	1:45.437	17:35:45.409	6	Kawasaki ZXR400

#### Leader History

NO	NAME	FROM LAP	LAPS LED	DISTANCE	VEHICLE
25	Haydon SMITH	1	6	13.08 miles	Kawasaki ZXR400



# DART MOTORSPORT

## MRO 600/GP2

### inc CLUBMAN 600



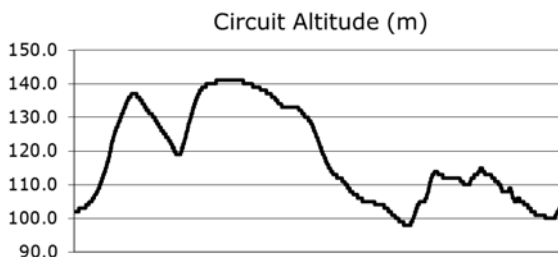
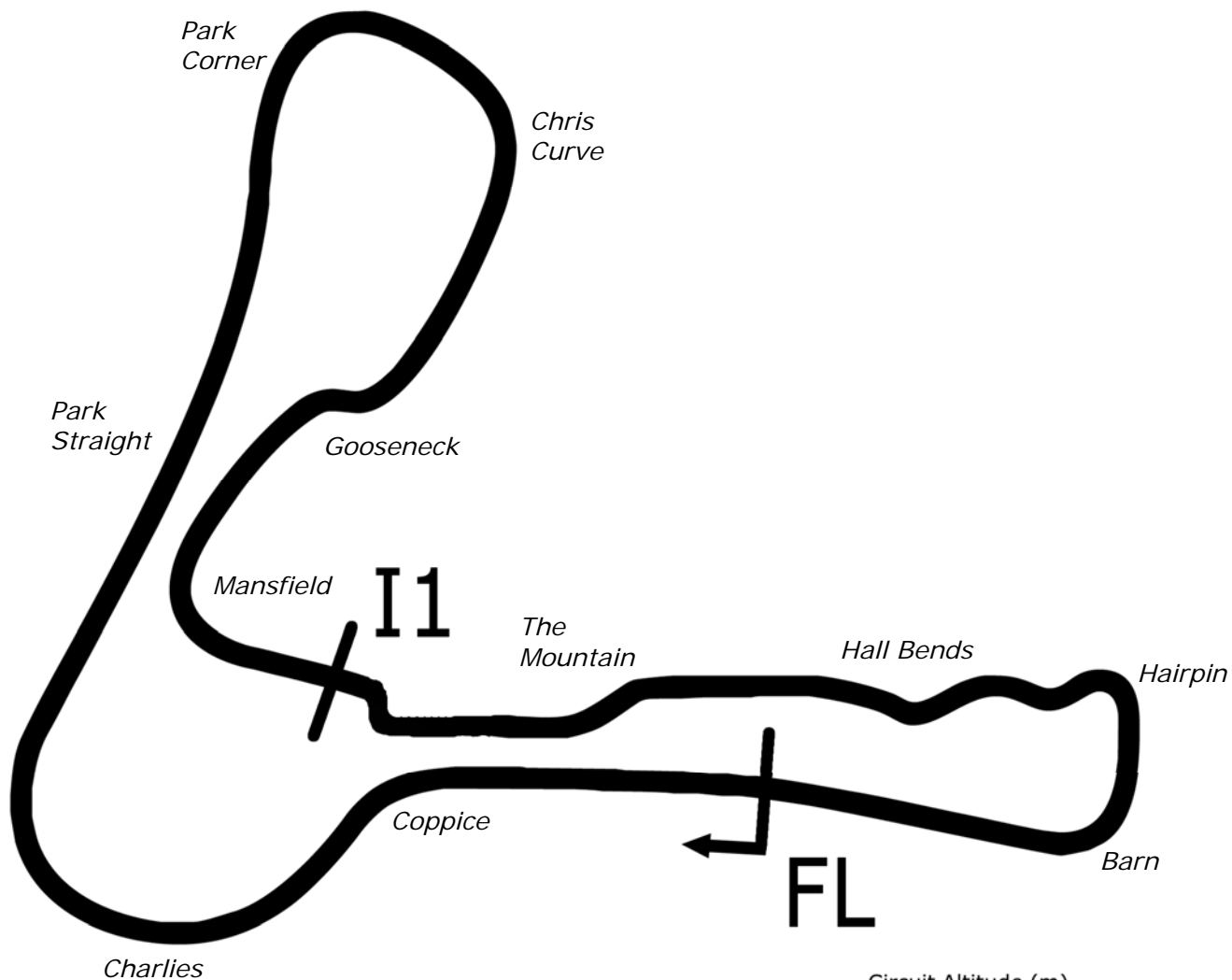
BMCRC-MRO Championships - Round 5  
Cadwell Park  
25<sup>th</sup> / 26<sup>th</sup> June 2022



Timing & Results Provided by Timing Solutions Ltd

[www.tsl-timing.com](http://www.tsl-timing.com)

# Cadwell Park



Length	2.1800 miles	3508.4 m	
FL		53.31024 N	0.05940 W
I1	2330m	53.30708 N	0.06270 W
Pit Entry	3472m	53.31103 N	0.05889 W
Pit Exit	0m after FL	53.31030 N	0.05940 W
Pit Entry-Pit Exit 92m, 6.6s @50kph, 5.5s @60kph			

All results available at [www.tsl-timing.com](http://www.tsl-timing.com)

# BMCRC - MRO Championships 2022 - Rnd 5 @ Cadwell Park



## DART Motorsport MRO 600/GP2 inc Clubman 600

### QUALIFYING - CLASSIFICATION

POS	NO	CL	PIC NAME	ENTRY	TIME	ON	LAPS	GAP	DIFF	MPH
1	115		1 Eugene McMANUS	Kawasaki ZX6R -	1:30.788	7	8			86.44
2	818		2 Alex BARKER	Yamaha R6 - Barker Woodrow LTD & Foundry Tyres L	1:35.776	3	4	4.988	4.988	81.94
3	52		3 Kam DIXON	Kawasaki ZX636 - Delicious Race Wear	1:35.781	6	8	4.993	0.005	81.93
4	15		4 Harrison CROSBY	Yamaha YZF - Mum & Dad	1:35.841	6	8	5.053	0.060	81.88
5	321		5 Martin MORRIS	Kawasaki ZX6R - Morris Racing, Obsession Engineerin	1:35.888	6	8	5.100	0.047	81.84
6	961		6 Jack SIM	Kawasaki ZX6 R - Vanguard Motorsport, Platform Lift E	1:35.907	5	8	5.119	0.019	81.82
7	169		7 Gareth CUNNINGHAM	Yamaha R6 - Burnham cars ltd	1:36.028	6	8	5.240	0.121	81.72
8	212	C	1 Matt PALLETT	Yamaha R6 - BDA Chartered Architects	1:36.409	4	8	5.621	0.381	81.40
9	64	C	2 Stuart REECE	Kawasaki ZX-6R - Sheffield Precision	1:36.731	5	8	5.943	0.322	81.13
10	661	GP2	1 Cameron HARRIS	Triumph 675R - Harris / Tony Scott Motorsport	1:36.977	7	8	6.189	0.246	80.92
11	30	C	3 Owen MELLOR	Kawaski ZX-6 - BDS Motorcycles	1:38.273	6	8	7.485	1.296	79.85
12	191		8 Daniel GOOD	Triumph STREET TRIPLE - QFF, KEP and Joblings of 1	1:38.797	7	7	8.009	0.524	79.43
13	45	C	4 Jake MARSH	Kawasaki ZX6R - Zipped Up Racing	1:38.894	7	8	8.106	0.097	79.35
14	151		9 Chloe JAMES	Yamaha R6 -	1:39.271	7	8	8.483	0.377	79.05
15	114	C	5 Dean HOLLAND	Kawasaki ZX6R - Sambucas forest hall/ merlin sidecar:	1:40.226	8	8	9.438	0.955	78.30
16	33	C	6 Aaren CARPENTER	Kawasaki ZX6R - Slugcrow Racing	1:40.761	6	8	9.973	0.535	77.88
17	511	C	7 Ross CLARKE	Kawasaki ZX600RR - Ross clarke Farriery	1:40.995	2	2	10.207	0.234	77.70
18	74	C	8 Tom VAUGHAN	Yamaha R6 -	1:41.016	6	7	10.228	0.021	77.69
19	779	C	9 Terry BRIAN	Yamaha R6 - Two Techs Renault Specialist	1:41.613	7	7	10.825	0.597	77.23
20	29	C	10 Michael SHEPPHARD	Kawasaki ZX6R - RTR Performance, KRS Solutions	1:41.806	4	7	11.018	0.193	77.08
21	28		10 David SPENCER	Suzuki GSXR 600 -	1:43.068	2	7	12.280	1.262	76.14
22	168	C	11 Aaron DALRYMPLE	Yamaha R6 - Team Blumpkin Racing	1:43.342	7	8	12.554	0.274	75.94
23	62	C	12 Oliver NUNN	Yamaha R6 - Intertechnic UK & STVL	1:45.267	7	7	14.479	1.925	74.55
24	686	C	13 Liam SPILLER	Yamaha R6 - LD Renovate Ltd	1:47.313	4	7	16.525	2.046	73.13
25	155		11 Eliot SMITH	Honda CBR600RR - Pro-Moto Europe Ltd	1:51.327	4	7	20.539	4.014	70.49

Weather / Track : Cloudy / Dry

Cadwell Park: 2.1800 miles

These results are provisional until the conclusion of any judicial and technical matters.

Date: 25/06/2022 Start: 11:13 Finish: 11:26

Clerk Of Course :

Stewards :

Timekeeper : Sarah Evans

Results can be found at [www.tsl-timing.com](http://www.tsl-timing.com)

Printed - 11:41 Saturday, 25 June 2022



# BMCRC - MRO Championships 2022 - Rnd 5 @ Cadwell Park

## DART Motorsport MRO 600/GP2 inc Clubman 600

### QUALIFYING - SECTOR ANALYSIS



SECTOR 1 = FL to I1, SECTOR 2 = I1 to FL, DIFF = Difference To Personal Best Lap, P = Crossed Finish Line in Pit Lane, D = Time Disallowed

P1 115 Eugene McMANUS		Kawasaki ZX6R -				
IDEAL LAP TIME : 1:30.788		BEST LAP TIME : 1:30.788		DIFFERENCE : 0.000		
LAP	SECTOR 1	SECTOR 2	LAP TIME	MPH	DIFF	TIME OF DAY
1 -	1:00.202	40.901	1:41.103	77.62	10.315	11:16:12.696
2 -	54.259	39.725	1:33.984	83.50	3.196	11:17:46.680
3 -	53.118	40.345	1:33.463	83.96	2.675	11:19:20.143
4 -	52.968	38.907	1:31.875 (3)	85.42	1.087	11:20:52.018
5 -	52.761	38.447	1:31.208 (2)	86.04	0.420	11:22:23.226
6 -	52.659	39.229	1:31.888	85.40	1.100	11:23:55.114
7 -	<b>52.643</b>	<b>38.145</b>	<b>1:30.788 (1)</b>	<b>86.44</b>		<b>11:25:25.902</b>
8 -	59.088	40.438	1:39.526	78.85	8.738	11:27:05.428

P2 818 Alex BARKER		Yamaha R6 - Barker Woodrow LTD & Foundry Tyres LTD				
IDEAL LAP TIME : 1:35.693		BEST LAP TIME : 1:35.776		DIFFERENCE : 0.083		
LAP	SECTOR 1	SECTOR 2	LAP TIME	MPH	DIFF	TIME OF DAY
1 -	58.844	41.849	1:40.693	77.94	4.917	11:15:53.858
2 -	56.046	41.036	1:37.082 (3)	80.83	1.306	11:17:30.940
3 -	55.479	<b>40.297</b>	<b>1:35.776 (1)</b>	<b>81.94</b>		<b>11:19:06.716</b>
4 -	<b>55.396</b>	40.686	1:36.082 (2)	81.68	0.306	11:20:42.798

P3 52 Kam DIXON		Kawasaki ZX636 - Delicious Race Wear				
IDEAL LAP TIME : 1:35.353		BEST LAP TIME : 1:35.781		DIFFERENCE : 0.428		
LAP	SECTOR 1	SECTOR 2	LAP TIME	MPH	DIFF	TIME OF DAY
1 -	1:00.801	42.199	1:43.000	76.19	7.219	11:16:16.833
2 -	57.697	40.704	1:38.401	79.75	2.620	11:17:55.234
3 -	56.360	41.100	1:37.460 (3)	80.52	1.679	11:19:32.694
4 -	55.876	<b>40.085</b>	1:35.961 (2)	81.78	0.180	11:21:08.655
5 -	56.384	42.364	1:38.748	79.47	2.967	11:22:47.403
6 -	55.338	40.443	<b>1:35.781 (1)</b>	<b>81.93</b>		<b>11:24:23.184</b>
7 -	<b>55.268</b>	42.393	1:37.661	80.36	1.880	11:26:00.845
8 -	56.185	41.540	1:37.725	80.30	1.944	11:27:38.570

P4 15 Harrison CROSBY		Yamaha YZF - Mum & Dad				
IDEAL LAP TIME : 1:35.419		BEST LAP TIME : 1:35.841		DIFFERENCE : 0.422		
LAP	SECTOR 1	SECTOR 2	LAP TIME	MPH	DIFF	TIME OF DAY
1 -	1:03.837	42.353	1:46.190	73.90	10.349	11:16:17.465
2 -	57.527	41.028	1:38.555	79.63	2.714	11:17:56.020
3 -	55.932	41.136	1:37.068	80.85	1.227	11:19:33.088
4 -	55.883	40.482	1:36.365 (2)	81.44	0.524	11:21:09.453
5 -	55.743	42.394	1:38.137	79.97	2.296	11:22:47.590
6 -	55.782	<b>40.059</b>	<b>1:35.841 (1)</b>	<b>81.88</b>		<b>11:24:23.431</b>
7 -	<b>55.360</b>	41.156	1:36.516 (3)	81.31	0.675	11:25:59.947
8 -	56.413	43.376	1:39.789	78.64	3.948	11:27:39.736

P5 321 Martin MORRIS		Kawasaki ZX6R - Morris Racing, Obsession Engineering				
IDEAL LAP TIME : 1:35.821		BEST LAP TIME : 1:35.888		DIFFERENCE : 0.067		
LAP	SECTOR 1	SECTOR 2	LAP TIME	MPH	DIFF	TIME OF DAY
1 -	57.826	45.667	1:43.493	75.83	7.605	11:16:25.978
2 -	59.944	40.781	1:40.725	77.91	4.837	11:18:06.703
3 -	55.866	40.680	1:36.546 (3)	81.28	0.658	11:19:43.249
4 -	56.180	41.217	1:37.397	80.57	1.509	11:21:20.646
5 -	56.958	<b>40.323</b>	1:37.281	80.67	1.393	11:22:57.927
6 -	<b>55.498</b>	40.390	<b>1:35.888 (1)</b>	<b>81.84</b>		<b>11:24:33.815</b>
7 -	55.509	41.089	1:36.598	81.24	0.710	11:26:10.413
8 -	55.702	40.577	1:36.279 (2)	81.51	0.391	11:27:46.692

# BMCRC - MRO Championships 2022 - Rnd 5 @ Cadwell Park

## DART Motorsport MRO 600/GP2 inc Clubman 600

### QUALIFYING - SECTOR ANALYSIS



SECTOR 1 = FL to I1, SECTOR 2 = I1 to FL, DIFF = Difference To Personal Best Lap, P = Crossed Finish Line in Pit Lane, D = Time Disallowed

P6 961		Jack SIM		Kawasaki ZX6 R - Vanguard Motorsport, Platform Lift Engineers			
IDEAL LAP TIME : 1:35.804		BEST LAP TIME : 1:35.907		DIFFERENCE : 0.103			
LAP	SECTOR 1	SECTOR 2	LAP TIME	MPH	DIFF	TIME OF DAY	
1 -	58.710	41.512	1:40.222	78.30	4.315	11:15:58.125	
2 -	56.796	41.685	1:38.481	79.69	2.574	11:17:36.606	
3 -	56.570	40.610	1:37.180	80.75	1.273	11:19:13.786	
4 -	<b>55.512</b>	41.591	1:37.103	80.82	1.196	11:20:50.889	
5 -	55.615	<b>40.292</b>	<b>1:35.907 (1)</b>	<b>81.82</b>		<b>11:22:26.796</b>	
6 -	55.597	40.384	1:35.981 (2)	81.76	0.074	11:24:02.777	
7 -	55.735	40.371	1:36.106 (3)	81.66	0.199	11:25:38.883	
8 -	55.662	41.808	1:37.470	80.51	1.563	11:27:16.353	

P7 169		Gareth CUNNINGHAM		Yamaha R6 - Burnham cars ltd			
IDEAL LAP TIME : 1:35.705		BEST LAP TIME : 1:36.028		DIFFERENCE : 0.323			
LAP	SECTOR 1	SECTOR 2	LAP TIME	MPH	DIFF	TIME OF DAY	
1 -	59.016	42.672	1:41.688	77.17	5.660	11:16:00.043	
2 -	56.919	41.531	1:38.450	79.71	2.422	11:17:38.493	
3 -	55.770	40.875	1:36.645	81.20	0.617	11:19:15.138	
4 -	55.831	40.929	1:36.760	81.10	0.732	11:20:51.898	
5 -	55.524	40.637	1:36.161 (2)	81.61	0.133	11:22:28.059	
6 -	55.371	40.657	<b>1:36.028 (1)</b>	<b>81.72</b>		<b>11:24:04.087</b>	
7 -	55.758	<b>40.461</b>	1:36.219 (3)	81.56	0.191	11:25:40.306	
8 -	<b>55.244</b>	41.362	1:36.606	81.23	0.578	11:27:16.912	

P8 212 C		Matt PALLETT		Yamaha R6 - BDA Chartered Architects			
IDEAL LAP TIME : 1:36.175		BEST LAP TIME : 1:36.409		DIFFERENCE : 0.234			
LAP	SECTOR 1	SECTOR 2	LAP TIME	MPH	DIFF	TIME OF DAY	
1 -	59.521	41.603	1:41.124	77.60	4.715	11:15:49.912	
2 -	57.190	41.154	1:38.344	79.80	1.935	11:17:28.256	
3 -	56.787	40.871	1:37.658	80.36	1.249	11:19:05.914	
4 -	55.744	40.665	<b>1:36.409 (1)</b>	<b>81.40</b>		<b>11:20:42.323</b>	
5 -	56.306	<b>40.655</b>	1:36.961 (3)	80.94	0.552	11:22:19.284	
6 -	<b>55.520</b>	41.292	1:36.812 (2)	81.06	0.403	11:23:56.096	
7 -	56.340	41.167	1:37.507	80.48	1.098	11:25:33.603	
8 -	56.474	49.384	1:45.858	74.13	9.449	11:27:19.461	

P9 64 C		Stuart REECE		Kawasaki ZX-6R - Sheffield Precision			
IDEAL LAP TIME : 1:36.467		BEST LAP TIME : 1:36.731		DIFFERENCE : 0.264			
LAP	SECTOR 1	SECTOR 2	LAP TIME	MPH	DIFF	TIME OF DAY	
1 -	1:03.193	42.242	1:45.435	74.43	8.704	11:16:32.269	
2 -	58.417	43.691	1:42.108	76.86	5.377	11:18:14.377	
3 -	58.488	41.102	1:39.590	78.80	2.859	11:19:53.967	
4 -	58.127	40.459	1:38.586	79.60	1.855	11:21:32.553	
5 -	56.453	<b>40.278</b>	<b>1:36.731 (1)</b>	<b>81.13</b>		<b>11:23:09.284</b>	
6 -	56.343	41.384	1:37.727 (3)	80.30	0.996	11:24:47.011	
7 -	<b>56.189</b>	40.703	1:36.892 (2)	80.99	0.161	11:26:23.903	
8 -	56.463	42.441	1:38.904	79.35	2.173	11:28:02.807	

P10 661 GP2		Cameron HARRIS		Triumph 675R - Harris / Tony Scott Motorsport			
IDEAL LAP TIME : 1:36.157		BEST LAP TIME : 1:36.977		DIFFERENCE : 0.820			
LAP	SECTOR 1	SECTOR 2	LAP TIME	MPH	DIFF	TIME OF DAY	
1 -	59.008	42.424	1:41.432	77.37	4.455	11:15:57.415	
2 -	57.164	41.846	1:39.010	79.26	2.033	11:17:36.425	
3 -	56.369	<b>40.635</b>	1:37.004 (2)	80.90	0.027	11:19:13.429	
4 -	<b>55.522</b>	48.081	1:43.603	75.75	6.626	11:20:57.032	
5 -	59.990	41.967	1:41.957	76.97	4.980	11:22:38.989	
6 -	59.515	43.303	1:42.818	76.32	5.841	11:24:21.807	
7 -	55.774	41.203	<b>1:36.977 (1)</b>	<b>80.92</b>		<b>11:25:58.784</b>	
8 -	56.480	41.076	1:37.556 (3)	80.44	0.579	11:27:36.340	

# BMCRC - MRO Championships 2022 - Rnd 5 @ Cadwell Park

## DART Motorsport MRO 600/GP2 inc Clubman 600

### QUALIFYING - SECTOR ANALYSIS



SECTOR 1 = FL to I1, SECTOR 2 = I1 to FL, DIFF = Difference To Personal Best Lap, P = Crossed Finish Line in Pit Lane, D = Time Disallowed

P11 30 C		Owen MELLOR		Kawaski ZX-6 - BDS Motorcycles			
IDEAL LAP TIME : 1:37.965		BEST LAP TIME : 1:38.273		DIFFERENCE : 0.308			
LAP	SECTOR 1	SECTOR 2	LAP TIME	MPH	DIFF	TIME OF DAY	
1 -	1:05.290	44.110	1:49.400	71.73	11.127	11:16:20.395	
2 -	59.051	42.336	1:41.387	77.40	3.114	11:18:01.782	
3 -	57.786	42.557	1:40.343	78.21	2.070	11:19:42.125	
4 -	57.328	41.915	1:39.243	79.07	0.970	11:21:21.368	
5 -	58.839	42.276	1:41.115	77.61	2.842	11:23:02.483	
6 -	56.911	<b>41.362</b>	<b>1:38.273 (1)</b>	<b>79.85</b>		<b>11:24:40.756</b>	
7 -	57.160	41.484	1:38.644 (2)	79.55	0.371	11:26:19.400	
8 -	<b>56.603</b>	42.066	1:38.669 (3)	79.53	0.396	11:27:58.069	

P12 191		Daniel GOOD		Triumph STREET TRIPLE - QFF, KEP and Joblings of Whitley E			
IDEAL LAP TIME : 1:38.797		BEST LAP TIME : 1:38.797		DIFFERENCE : 0.000			
LAP	SECTOR 1	SECTOR 2	LAP TIME	MPH	DIFF	TIME OF DAY	
1 -	59.855	43.758	1:43.613	75.74	4.816	11:15:59.969	
2 -	58.444	42.583	1:41.027	77.68	2.230	11:17:40.996	
3 -	57.534	42.927	1:40.461	78.12	1.664	11:19:21.457	
4 -	57.315	42.117	1:39.432 (3)	78.92	0.635	11:21:00.889	
5 -	57.470	42.003	1:39.473	78.89	0.676	11:22:40.362	
6 -	57.259	41.870	1:39.129 (2)	79.17	0.332	11:24:19.491	
7 -	<b>57.185</b>	<b>41.612</b>	<b>1:38.797 (1)</b>	<b>79.43</b>		<b>11:25:58.288</b>	

P13 45 C		Jake MARSH		Kawasaki ZX6R - Zipped Up Racing			
IDEAL LAP TIME : 1:38.887		BEST LAP TIME : 1:38.894		DIFFERENCE : 0.007			
LAP	SECTOR 1	SECTOR 2	LAP TIME	MPH	DIFF	TIME OF DAY	
1 -	1:02.278	43.041	1:45.319	74.51	6.425	11:16:15.318	
2 -	1:00.115	42.493	1:42.608	76.48	3.714	11:17:57.926	
3 -	58.246	41.751	1:39.997 (3)	78.48	1.103	11:19:37.923	
4 -	1:00.078	42.822	1:42.900	76.26	4.006	11:21:20.823	
5 -	58.941	44.342	1:43.283	75.98	4.389	11:23:04.106	
6 -	57.302	<b>41.749</b>	1:39.051 (2)	79.23	0.157	11:24:43.157	
7 -	<b>57.138</b>	41.756	<b>1:38.894 (1)</b>	<b>79.35</b>		<b>11:26:22.051</b>	
8 -	57.764	43.794	1:41.558	77.27	2.664	11:28:03.609	

P14 151		Chloe JAMES		Yamaha R6 -			
IDEAL LAP TIME : 1:38.955		BEST LAP TIME : 1:39.271		DIFFERENCE : 0.316			
LAP	SECTOR 1	SECTOR 2	LAP TIME	MPH	DIFF	TIME OF DAY	
1 -	1:03.679	42.847	1:46.526	73.67	7.255	11:16:15.286	
2 -	59.623	42.435	1:42.058	76.89	2.787	11:17:57.344	
3 -	59.079	41.899	1:40.978	77.72	1.707	11:19:38.322	
4 -	57.997	43.722	1:41.719	77.15	2.448	11:21:20.041	
5 -	59.552	<b>41.217</b>	1:40.769	77.88	1.498	11:23:00.810	
6 -	57.992	41.692	1:39.684 (2)	78.72	0.413	11:24:40.494	
7 -	<b>57.738</b>	41.533	<b>1:39.271 (1)</b>	<b>79.05</b>		<b>11:26:19.765</b>	
8 -	58.069	41.807	1:39.876 (3)	78.57	0.605	11:27:59.641	

P15 114 C		Dean HOLLAND		Kawasaki ZX6R - Sambucas forest hall/ merlin sidecars			
IDEAL LAP TIME : 1:40.084		BEST LAP TIME : 1:40.226		DIFFERENCE : 0.142			
LAP	SECTOR 1	SECTOR 2	LAP TIME	MPH	DIFF	TIME OF DAY	
1 -	1:02.023	44.355	1:46.378	73.77	6.152	11:15:59.717	
2 -	59.365	43.282	1:42.647	76.45	2.421	11:17:42.364	
3 -	<b>57.836</b>	44.827	1:42.663	76.44	2.437	11:19:25.027	
4 -	58.567	43.189	1:41.756	77.12	1.530	11:21:06.783	
5 -	57.981	42.802	1:40.783 (2)	77.87	0.557	11:22:47.566	
6 -	58.491	42.790	1:41.281 (3)	77.48	1.055	11:24:28.847	
7 -	58.493	43.050	1:41.543	77.28	1.317	11:26:10.390	
8 -	57.978	<b>42.248</b>	<b>1:40.226 (1)</b>	<b>78.30</b>		<b>11:27:50.616</b>	

# BMCRC - MRO Championships 2022 - Rnd 5 @ Cadwell Park

## DART Motorsport MRO 600/GP2 inc Clubman 600

### QUALIFYING - SECTOR ANALYSIS



SECTOR 1 = FL to I1, SECTOR 2 = I1 to FL, DIFF = Difference To Personal Best Lap, P = Crossed Finish Line in Pit Lane, D = Time Disallowed

P16 33 C		Aaren CARPENTER		Kawasaki ZX6R - Slugcrow Racing		
IDEAL LAP TIME : 1:40.761		BEST LAP TIME : 1:40.761		DIFFERENCE : 0.000		
LAP	SECTOR 1	SECTOR 2	LAP TIME	MPH	DIFF	TIME OF DAY
1 -	1:03.608	44.433	1:48.041	72.63	7.280	11:16:06.612
2 -	1:00.237	43.483	1:43.720	75.66	2.959	11:17:50.332
3 -	59.938	42.935	1:42.873	76.28	2.112	11:19:33.205
4 -	58.681	43.088	1:41.769 (3)	77.11	1.008	11:21:14.974
5 -	58.782	42.694	1:41.476 (2)	77.33	0.715	11:22:56.450
6 -	<b>58.427</b>	<b>42.334</b>	<b>1:40.761 (1)</b>	<b>77.88</b>		<b>11:24:37.211</b>
7 -	58.722	43.492	1:42.214	76.78	1.453	11:26:19.425
8 -	59.477	43.702	1:43.179	76.06	2.418	11:28:02.604

P17 511 C		Ross CLARKE		Kawasaki ZX600RR - Ross clarke Farriery		
IDEAL LAP TIME : 1:40.760		BEST LAP TIME : 1:40.995		DIFFERENCE : 0.235		
LAP	SECTOR 1	SECTOR 2	LAP TIME	MPH	DIFF	TIME OF DAY
1 -	1:01.293	42.622	1:43.915 (2)	75.52	2.920	11:15:57.443
2 -	58.828	<b>42.167</b>	<b>1:40.995 (1)</b>	<b>77.70</b>		<b>11:17:38.438</b>

P18 74 C		Tom VAUGHAN		Yamaha R6 -		
IDEAL LAP TIME : 1:40.781		BEST LAP TIME : 1:41.016		DIFFERENCE : 0.235		
LAP	SECTOR 1	SECTOR 2	LAP TIME	MPH	DIFF	TIME OF DAY
1 -	1:03.519	43.478	1:46.997	73.34	5.981	11:16:34.238
2 -	59.570	43.454	1:43.024	76.17	2.008	11:18:17.262
3 -	59.860	45.366	1:45.226	74.58	4.210	11:20:02.488
4 -	1:00.473	44.525	1:44.998	74.74	3.982	11:21:47.486
5 -	59.181	42.711	1:41.892 (3)	77.02	0.876	11:23:29.378
6 -	58.352	<b>42.664</b>	<b>1:41.016 (1)</b>	<b>77.69</b>		<b>11:25:10.394</b>
7 -	<b>58.117</b>	43.193	1:41.310 (2)	77.46	0.294	11:26:51.704

P19 779 C		Terry BRIAN		Yamaha R6 - Two Techs Renault Specialist		
IDEAL LAP TIME : 1:41.505		BEST LAP TIME : 1:41.613		DIFFERENCE : 0.108		
LAP	SECTOR 1	SECTOR 2	LAP TIME	MPH	DIFF	TIME OF DAY
1 -	1:06.344	47.512	1:53.856	68.92	12.243	11:16:28.115
2 -	1:02.086	44.397	1:46.483	73.70	4.870	11:18:14.598
3 -	59.699	43.284	1:42.983	76.20	1.370	11:19:57.581
4 -	59.777	43.087	1:42.864	76.29	1.251	11:21:40.445
5 -	59.529	42.950	1:42.479 (3)	76.58	0.866	11:23:22.924
6 -	59.510	<b>42.471</b>	1:41.981 (2)	76.95	0.368	11:25:04.905
7 -	<b>59.034</b>	42.579	<b>1:41.613 (1)</b>	<b>77.23</b>		<b>11:26:46.518</b>

P20 29 C		Michael SHEPPHARD		Kawasaki ZX6R - RTR Performance, KRS Solutions		
IDEAL LAP TIME : 1:41.724		BEST LAP TIME : 1:41.806		DIFFERENCE : 0.082		
LAP	SECTOR 1	SECTOR 2	LAP TIME	MPH	DIFF	TIME OF DAY
1 -	1:03.957	46.669	1:50.626	70.94	8.820	11:16:25.013
2 -	1:02.989	43.329	1:46.318	73.81	4.512	11:18:11.331
3 -	<b>59.033</b>	43.075	1:42.108 (2)	76.86	0.302	11:19:53.439
4 -	59.115	<b>42.691</b>	<b>1:41.806 (1)</b>	<b>77.08</b>		<b>11:21:35.245</b>
5 -	1:00.982	43.348	1:44.330	75.22	2.524	11:23:19.575
6 -	1:00.464	43.065	1:43.529 (3)	75.80	1.723	11:25:03.104
7 -	59.983	49.888	1:49.871	71.42	8.065	11:26:52.975



# BMCRC - MRO Championships 2022 - Rnd 5 @ Cadwell Park

## DART Motorsport MRO 600/GP2 inc Clubman 600

### QUALIFYING - SECTOR ANALYSIS



SECTOR 1 = FL to I1, SECTOR 2 = I1 to FL, DIFF = Difference To Personal Best Lap, P = Crossed Finish Line in Pit Lane, D = Time Disallowed

<b>P21 28</b>		<b>David SPENCER</b>		Suzuki GSXR 600 -		
IDEAL LAP TIME : 1:42.742		BEST LAP TIME : 1:43.068		DIFFERENCE : 0.326		
LAP	SECTOR 1	SECTOR 2	LAP TIME	MPH	DIFF	TIME OF DAY
1 -	1:02.306	44.616	1:46.922	73.39	3.854	11:16:35.925
<b>2 -</b>	<b>59.178</b>	43.890	<b>1:43.068 (1)</b>	<b>76.14</b>		<b>11:18:18.993</b>
3 -	1:01.578	43.943	1:45.521	74.37	2.453	11:20:04.514
4 -	1:00.784	44.363	1:45.147 (3)	74.63	2.079	11:21:49.661
5 -	1:02.626	44.911	1:47.537	72.98	4.469	11:23:37.198
6 -	1:02.599	45.572	1:48.171	72.55	5.103	11:25:25.369
7 -	1:01.158	<b>43.564</b>	1:44.722 (2)	74.94	1.654	11:27:10.091

<b>P22 168 C</b>		<b>Aaron DALRYMPLE</b>		Yamaha R6 - Team Blumpkin Racing		
IDEAL LAP TIME : 1:43.200		BEST LAP TIME : 1:43.342		DIFFERENCE : 0.142		
LAP	SECTOR 1	SECTOR 2	LAP TIME	MPH	DIFF	TIME OF DAY
1 -	1:04.109	44.591	1:48.700	72.19	5.358	11:16:07.540
2 -	1:00.572	43.942	1:44.514	75.09	1.172	11:17:52.054
3 -	<b>59.504</b>	44.251	1:43.755 (3)	75.64	0.413	11:19:35.809
4 -	59.982	43.978	1:43.960	75.49	0.618	11:21:19.769
5 -	59.686	43.982	1:43.668 (2)	75.70	0.326	11:23:03.437
6 -	59.953	44.194	1:44.147	75.35	0.805	11:24:47.584
7 -	59.646	<b>43.696</b>	<b>1:43.342 (1)</b>	<b>75.94</b>		<b>11:26:30.926</b>
8 -	1:00.195	43.875	1:44.070	75.41	0.728	11:28:14.996

<b>P23 62 C</b>		<b>Oliver NUNN</b>		Yamaha R6 - Intertechnic UK & STVL		
IDEAL LAP TIME : 1:45.062		BEST LAP TIME : 1:45.267		DIFFERENCE : 0.205		
LAP	SECTOR 1	SECTOR 2	LAP TIME	MPH	DIFF	TIME OF DAY
1 -	1:08.245	47.808	1:56.053	67.62	10.786	11:16:24.671
2 -	1:02.877	46.320	1:49.197	71.87	3.930	11:18:13.868
3 -	1:02.132	45.325	1:47.457	73.03	2.190	11:20:01.325
4 -	1:00.814	45.198	1:46.012	74.02	0.745	11:21:47.337
5 -	1:00.877	<b>44.603</b>	1:45.480 (2)	74.40	0.213	11:23:32.817
6 -	1:00.846	45.004	1:45.850 (3)	74.14	0.583	11:25:18.667
7 -	<b>1:00.459</b>	44.808	<b>1:45.267 (1)</b>	<b>74.55</b>		<b>11:27:03.934</b>

<b>P24 686 C</b>		<b>Liam SPILLER</b>		Yamaha R6 - LD Renovate Ltd		
IDEAL LAP TIME : 1:47.304		BEST LAP TIME : 1:47.313		DIFFERENCE : 0.009		
LAP	SECTOR 1	SECTOR 2	LAP TIME	MPH	DIFF	TIME OF DAY
1 -	1:07.473	47.151	1:54.624	68.46	7.311	11:16:24.861
2 -	1:04.121	45.597	1:49.718	71.52	2.405	11:18:14.579
3 -	<b>1:02.345</b>	45.262	1:47.607 (2)	72.93	0.294	11:20:02.186
4 -	1:02.354	<b>44.959</b>	<b>1:47.313 (1)</b>	<b>73.13</b>		<b>11:21:49.499</b>
5 -	1:02.470	45.146	1:47.616 (3)	72.92	0.303	11:23:37.115
6 -	1:02.498	45.523	1:48.021	72.65	0.708	11:25:25.136
7 -	1:03.597	46.033	1:49.630	71.58	2.317	11:27:14.766

<b>P25 155</b>		<b>Eliot SMITH</b>		Honda CBR600RR - Pro-Moto Europe Ltd		
IDEAL LAP TIME : 1:51.205		BEST LAP TIME : 1:51.327		DIFFERENCE : 0.122		
LAP	SECTOR 1	SECTOR 2	LAP TIME	MPH	DIFF	TIME OF DAY
1 -	1:08.308	48.007	1:56.315	67.47	4.988	11:16:26.071
2 -	1:04.898	47.609	1:52.507	69.75	1.180	11:18:18.578
3 -	1:04.613	47.175	1:51.788 (2)	70.20	0.461	11:20:10.366
4 -	<b>1:04.182</b>	47.145	<b>1:51.327 (1)</b>	<b>70.49</b>		<b>11:22:01.693</b>
5 -	1:05.060	47.748	1:52.808	69.57	1.481	11:23:54.501
6 -	1:05.313	47.596	1:52.909	69.50	1.582	11:25:47.410
7 -	1:05.112	<b>47.023</b>	1:52.135 (3)	69.98	0.808	11:27:39.545

# BMCRC - MRO Championships 2022 - Rnd 5 @ Cadwell Park

## DART Motorsport MRO 600/GP2 inc Clubman 600

### QUALIFYING - BEST SECTORS

SECTOR 1			SECTOR 2			IDEAL / BEST COMPARISON						
POS	NO	NAME	TIME	NO	NAME	TIME	POS	NO	NAME	IDEAL	BEST	DIFF
									<b>PERFECT LAP</b>	<b>1:30.788</b>		
1	115	McMANUS	<b>52.643</b>	115	McMANUS	<b>38.145</b>	1	115	McMANUS	1:30.788	1:30.788	<b>0.000</b>
2	169	CUNNINGHAM	<b>55.244</b>	15	CROSBY	<b>40.059</b>	2	52	DIXON	1:35.353	1:35.781	<b>0.428</b>
3	52	DIXON	<b>55.268</b>	52	DIXON	<b>40.085</b>	3	15	CROSBY	1:35.419	1:35.841	<b>0.422</b>
4	15	CROSBY	<b>55.360</b>	64	REECE	<b>40.278</b>	4	818	BARKER	1:35.693	1:35.776	<b>0.083</b>
5	818	BARKER	<b>55.396</b>	961	SIM	<b>40.292</b>	5	169	CUNNINGHAM	1:35.705	1:36.028	<b>0.323</b>
6	321	MORRIS	<b>55.498</b>	818	BARKER	<b>40.297</b>	6	961	SIM	1:35.804	1:35.907	<b>0.103</b>
7	961	SIM	<b>55.512</b>	321	MORRIS	<b>40.323</b>	7	321	MORRIS	1:35.821	1:35.888	<b>0.067</b>
8	212	PALLET	<b>55.520</b>	169	CUNNINGHAM	<b>40.461</b>	8	661	HARRIS	1:36.157	1:36.977	<b>0.820</b>
9	661	HARRIS	<b>55.522</b>	661	HARRIS	<b>40.635</b>	9	212	PALLET	1:36.175	1:36.409	<b>0.234</b>
10	64	REECE	<b>56.189</b>	212	PALLET	<b>40.655</b>	10	64	REECE	1:36.467	1:36.731	<b>0.264</b>
11	30	MELLOR	<b>56.603</b>	151	JAMES	<b>41.217</b>	11	30	MELLOR	1:37.965	1:38.273	<b>0.308</b>
12	45	MARSH	<b>57.138</b>	30	MELLOR	<b>41.362</b>	12	191	GOOD	1:38.797	1:38.797	<b>0.000</b>
13	191	GOOD	<b>57.185</b>	191	GOOD	<b>41.612</b>	13	45	MARSH	1:38.887	1:38.894	<b>0.007</b>
14	151	JAMES	<b>57.738</b>	45	MARSH	<b>41.749</b>	14	151	JAMES	1:38.955	1:39.271	<b>0.316</b>
15	114	HOLLAND	<b>57.836</b>	511	CLARKE	<b>42.167</b>	15	114	HOLLAND	1:40.084	1:40.226	<b>0.142</b>
16	74	VAUGHAN	<b>58.117</b>	114	HOLLAND	<b>42.248</b>	16	511	CLARKE	1:40.760	1:40.995	<b>0.235</b>
17	33	CARPENTER	<b>58.427</b>	33	CARPENTER	<b>42.334</b>	17	33	CARPENTER	1:40.761	1:40.761	<b>0.000</b>
18	511	CLARKE	<b>58.593</b>	779	BRIAN	<b>42.471</b>	18	74	VAUGHAN	1:40.781	1:41.016	<b>0.235</b>
19	29	SHEPPHARD	<b>59.033</b>	74	VAUGHAN	<b>42.664</b>	19	779	BRIAN	1:41.505	1:41.613	<b>0.108</b>
20	779	BRIAN	<b>59.034</b>	29	SHEPPHARD	<b>42.691</b>	20	29	SHEPPHARD	1:41.724	1:41.806	<b>0.082</b>
21	28	SPENCER	<b>59.178</b>	28	SPENCER	<b>43.564</b>	21	28	SPENCER	1:42.742	1:43.068	<b>0.326</b>
22	168	DALRYMPLE	<b>59.504</b>	168	DALRYMPLE	<b>43.696</b>	22	168	DALRYMPLE	1:43.200	1:43.342	<b>0.142</b>
23	62	NUNN	<b>1:00.459</b>	62	NUNN	<b>44.603</b>	23	62	NUNN	1:45.062	1:45.267	<b>0.205</b>
24	686	SPILLER	<b>1:02.345</b>	686	SPILLER	<b>44.959</b>	24	686	SPILLER	1:47.304	1:47.313	<b>0.009</b>
25	155	SMITH	<b>1:04.182</b>	155	SMITH	<b>47.023</b>	25	155	SMITH	1:51.205	1:51.327	<b>0.122</b>

# BMCRC - MRO Championships 2022 - Rnd 5 @ Cadwell Park

## DART Motorsport MRO 600/GP2 inc Clubman 600

### QUALIFYING - STATISTICS

**Competitors Started** 25  
**Planned Start** 2022-06-25 @ 11:16:00.000  
**Actual Start** 2022-06-25 @ 11:13:35.859  
**Finish Time** 2022-06-25 @ 11:26:34.897  
**Track Length** 2.1800mi.  
**Total Laps** 182  
**Total Distance Covered** 396.7634mi.

### Session Fastest Lap History

NO	CL	NAME	LAP TIME	TIME OF DAY	LAP	VEHICLE
212	C	Matt PALLETT	1:41.124	11:15:49.937	1	Yamaha R6
818		Alex BARKER	1:40.693	11:15:53.881	1	Yamaha R6
961		Jack SIM	1:40.222	11:15:58.149	1	Kawasaki ZX6 R
212	C	Matt PALLETT	1:38.344	11:17:28.281	2	Yamaha R6
818		Alex BARKER	1:37.082	11:17:30.963	2	Yamaha R6
115		Eugene McMANUS	1:33.984	11:17:46.712	2	Kawasaki ZX6R
115		Eugene McMANUS	1:33.463	11:19:20.174	3	Kawasaki ZX6R
115		Eugene McMANUS	1:31.875	11:20:52.018	4	Kawasaki ZX6R
115		Eugene McMANUS	1:31.208	11:22:23.258	5	Kawasaki ZX6R
115		Eugene McMANUS	1:30.788	11:25:25.932	7	Kawasaki ZX6R

### Flag History

TYPE	TIME OF DAY
GREEN	11:13:35.859
FINISH	11:26:34.897

### Flag Statistics

TYPE	COUNT	TOTAL LAPS	TOTAL TIME
Green	1	8	14:44.590
Red	0	0	0.000
Safety Car	0	0	0.000
FCY	0	0	0.000

# BMCRC - MRO Championships 2022 - Rnd 5 @ Cadwell Park

## DART Motorsport MRO 600/GP2 inc Clubman 600

### QUALIFYING - STATISTICS

CLASS :

11 Starters

#### Fastest Lap History

NO	NAME	LAP TIME	TIME OF DAY	LAP	VEHICLE
818	Alex BARKER	1:40.693	11:15:53.881	1	Yamaha R6
961	Jack SIM	1:40.222	11:15:58.149	1	Kawasaki ZX6 R
818	Alex BARKER	1:37.082	11:17:30.963	2	Yamaha R6
115	Eugene McMANUS	1:33.984	11:17:46.712	2	Kawasaki ZX6R
115	Eugene McMANUS	1:33.463	11:19:20.174	3	Kawasaki ZX6R
115	Eugene McMANUS	1:31.875	11:20:52.018	4	Kawasaki ZX6R
115	Eugene McMANUS	1:31.208	11:22:23.258	5	Kawasaki ZX6R
115	Eugene McMANUS	1:30.788	11:25:25.932	7	Kawasaki ZX6R

# BMCRC - MRO Championships 2022 - Rnd 5 @ Cadwell Park

## DART Motorsport MRO 600/GP2 inc Clubman 600

### QUALIFYING - STATISTICS

CLASS : C

13 Starters

#### Fastest Lap History

NO	NAME	LAP TIME	TIME OF DAY	LAP	VEHICLE
212	Matt PALLETT	1:41.124	11:15:49.937	1	Yamaha R6
212	Matt PALLETT	1:38.344	11:17:28.281	2	Yamaha R6
212	Matt PALLETT	1:37.658	11:19:05.938	3	Yamaha R6
212	Matt PALLETT	1:36.409	11:20:42.348	4	Yamaha R6

# BMCRC - MRO Championships 2022 - Rnd 5 @ Cadwell Park

## DART Motorsport MRO 600/GP2 inc Clubman 600

### QUALIFYING - STATISTICS

CLASS : GP2

1 Starters

#### Fastest Lap History

NO	NAME	LAP TIME	TIME OF DAY	LAP	VEHICLE
661	Cameron HARRIS	1:41.432	11:15:57.423	1	Triumph 675R
661	Cameron HARRIS	1:39.010	11:17:36.433	2	Triumph 675R
661	Cameron HARRIS	1:37.004	11:19:13.437	3	Triumph 675R
661	Cameron HARRIS	1:36.977	11:25:58.791	7	Triumph 675R

ROW 9	25	1:51.327	<b>155</b> Eliot SMITH								
ROW 8			22	1:43.342	<b>168</b> Aaron DALRYMPLE	23	1:45.267	<b>62</b> Oliver NUNN	24	1:47.313	<b>686</b> Liam SPILLER
ROW 7	19	1:41.613	<b>779</b> Terry BRIAN	20	1:41.806	<b>29</b> Michael SHEPPHARD	21	1:43.068	<b>28</b> David SPENCER		
ROW 6			16	1:40.761	<b>33</b> Aaren CARPENTER	17	1:40.995	<b>511</b> Ross CLARKE	18	1:41.016	<b>74</b> Tom VAUGHAN
ROW 5	13	1:38.894	<b>45</b> Jake MARSH	14	1:39.271	<b>151</b> Chloe JAMES	15	1:40.226	<b>114</b> Dean HOLLAND		
ROW 4			10	1:36.977	<b>661</b> Cameron HARRIS	11	1:38.273	<b>30</b> Owen MELLOR	12	1:38.797	<b>191</b> Daniel GOOD
ROW 3	7	1:36.028	<b>169</b> Gareth CUNNINGHAM	8	1:36.409	<b>212</b> Matt PALLETT	9	1:36.731	<b>64</b> Stuart REECE		
ROW 2			4	1:35.841	<b>15</b> Harrison CROSBY	5	1:35.888	<b>321</b> Martin MORRIS	6	1:35.907	<b>961</b> Jack SIM
ROW 1	1	1:30.788	<b>115</b> Eugene McMANUS	2	1:35.776	<b>818</b> Alex BARKER	3	1:35.781	<b>52</b> Kam DIXON		
			<b>Pole</b>								

Cadwell Park: 2.1800 miles

These results are provisional until the conclusion of any judicial and technical matters.

Clerk Of Course :	Stewards :	Timekeeper : Sarah Evans
-------------------	------------	--------------------------

Results can be found at [www.tsl-timing.com](http://www.tsl-timing.com)

Printed - 11:42 Saturday, 25 June 2022



# BMCRC - MRO Championships 2022 - Rnd 5 @ Cadwell Park



## DART Motorsport MRO 600/GP2 inc Clubman 600

### RACE 9 - CLASSIFICATION

POS	NO	CL	PIC NAME	ENTRY	LAPS	TIME	GAP	DIFF	MPH	BEST	ON
1	115		1 Eugene McMANUS	Kawasaki ZX6R -	7	10:44.067			85.29	1:30.851	4
2	15		2 Harrison CROSBY	Yamaha YZF - Mum & Dad	7	11:15.881	31.814	31.814	81.28	1:34.972	6
3	52		3 Kam DIXON	Kawasaki ZX636 - Delicious Race Wear	7	11:17.170	33.103	1.289	81.12	1:35.675	7
4	818		4 Alex BARKER	Yamaha R6 - Barker Woodrow LTD & Foundry Tyre	7	11:17.969	33.902	0.799	81.03	1:35.797	2
5	961		5 Jack SIM	Kawasaki ZX6 R - Vanguard Motorsport, Platform L	7	11:18.510	34.443	0.541	80.96	1:35.697	2
6	661	GP2	1 Cameron HARRIS	Triumph 675R - Harris / Tony Scott Motorsport	7	11:23.910	39.843	5.400	80.32	1:36.102	5
7	212	C	1 Matt PALLETT	Yamaha R6 - BDA Chartered Architects	7	11:26.372	42.305	2.462	80.03	1:36.244	5
8	321		6 Martin MORRIS	Kawasaki ZX6R - Morris Racing, Obsession Engine	7	11:26.501	42.434	0.129	80.02	1:36.296	5
9	30	C	2 Owen MELLOR	Kawaski ZX-6 - BDS Motorcycles	7	11:28.525	44.458	2.024	79.78	1:36.239	5
10	151		7 Chloe JAMES	Yamaha R6 -	7	11:30.337	46.270	1.812	79.57	1:36.444	4
11	191		8 Daniel GOOD	Triumph STREET TRIPLE - QFF, KEP and Joblings	7	11:38.712	54.645	8.375	78.62	1:38.292	4
12	169		9 Gareth CUNNINGHAM	Yamaha R6 - Burnham cars ltd	7	11:38.785	54.718	0.073	78.61	1:36.963	6
13	511	C	3 Ross CLARKE	Kawasaki ZX600RR - Ross clarke Farriery	7	11:50.689	1:06.622	11.904	77.30	1:39.397	6
14	45	C	4 Jake MARSH	Kawasaki ZX6R - Zipped Up Racing	7	11:50.743	1:06.676	0.054	77.29	1:39.081	5
15	779	C	5 Terry BRIAN	Yamaha R6 - Two Techs Renault Specialist	7	11:53.842	1:09.775	3.099	76.95	1:39.093	7
16	29	C	6 Michael SHEPPHARD	Kawasaki ZX6R - RTR Performance, KRS Solutions	7	11:55.753	1:11.686	1.911	76.75	1:39.442	5
17	74	C	7 Tom VAUGHAN	Yamaha R6 -	7	12:01.226	1:17.159	5.473	76.17	1:41.337	2
18	33	C	8 Aaren CARPENTER	Kawasaki ZX6R - Slugcrow Racing	7	12:01.448	1:17.381	0.222	76.14	1:40.794	3
19	168	C	9 Aaron DALRYMPLE	Yamaha R6 - Team Blumpkin Racing	7	12:16.932	1:32.865	15.484	74.54	1:41.076	3
20	62	C	10 Oliver NUNN	Yamaha R6 - Intertechnic UK & STVL	6	10:56.357	1 Lap	1 Lap	71.74	1:44.522	6
21	686	C	11 Liam SPILLER	Yamaha R6 - LD Renovate Ltd	6	10:59.467	1 Lap	3.110	71.40	1:47.699	6
22	155		10 Eliot SMITH	Honda CBR600RR - Pro-Moto Europe Ltd	6	11:21.971	1 Lap	22.504	69.04	1:52.137	4

#### NOT CLASSIFIED

DNF	114	C	Dean HOLLAND	Kawasaki ZX6R - Sambucas forest hall/ merlin side	4	6:58.055	3 Laps	2 Laps	75.09	1:41.009	4
DNF	28		David SPENCER	Suzuki GSXR 600 -	3	5:17.432	4 Laps	1 Lap	74.17	1:41.427	3
DNF	64	C	Stuart REECE	Kawasaki ZX-6R - Sheffield Precision	1	1:42.744	6 Laps	2 Laps	76.38		

#### FASTEST LAP

115			Eugene McMANUS	Kawasaki ZX6R -	4	1:30.851	86.38 mph	139.02 kph
661	GP2		Cameron HARRIS	Triumph 675R - Harris / Tony Scott Motorsport	5	1:36.102	81.66 mph	131.42 kph
30	C		Owen MELLOR	Kawaski ZX-6 - BDS Motorcycles	5	1:36.239	81.54 mph	131.23 kph

Class - 92.5% of Race Speed = 78.89 mph  
 Class GP2 - 92.5% of Race Speed = 74.29 mph  
 Class C - 92.5% of Race Speed = 74.02 mph

Race Distance: 7 Laps / 15.26 miles

Cadwell Park: 2.1800 miles

Weather / Track : Bright / Dry

These results are provisional until the conclusion of any judicial and technical matters.

Date: 25/06/2022 Start: 15:13 Finish: 15:23

Clerk Of Course :	Stewards :	Timekeeper : Sarah Evans
-------------------	------------	--------------------------

Results can be found at [www.tsl-timing.com](http://www.tsl-timing.com)

Printed - 15:25 Saturday, 25 June 2022





# BMCRC - MRO Championships 2022 - Rnd 5 @ Cadwell Park

## DART Motorsport MRO 600/GP2 inc Clubman 600

### RACE 9 - LAP CHART

#### LAP 1 @ 15:14:42.303

NO	BEHIND	LAP TIME
115		1:36.984
818	3.715	1:40.699
15	3.862	1:40.846
52	4.052	1:41.036
961	4.750	1:41.734
64	5.760	1:42.744
661	6.239	1:43.223
212	7.415	1:44.399
321	8.155	1:45.139
30	8.694	1:45.678
151	8.903	1:45.887
191	9.726	1:46.710
511	12.913	1:49.897
74	13.481	1:50.465
45	13.947	1:50.931
168	14.614	1:51.598
779	14.903	1:51.887
33	15.448	1:52.432
114	15.935	1:52.919
29	16.053	1:53.037
169	16.504	1:53.488
28	16.614	1:53.598
686	19.464	1:56.448
62	20.486	1:57.470
155	22.509	1:59.493

#### LAP 2 @ 15:16:13.643

NO	BEHIND	LAP TIME
115		1:31.340
15	8.149	1:35.627
818	8.172	1:35.797
52	8.510	1:35.798
961	9.107	1:35.697
661	12.017	1:37.118
212	14.354	1:38.279
321	14.769	1:37.954
30	15.702	1:38.348
151	16.000	1:38.437
191	17.061	1:38.675
511	22.471	1:40.898
74	23.478	1:41.337
169	23.784	1:38.620
45	23.978	1:41.371
168	25.199	1:41.925
779	25.505	1:41.942
33	26.151	1:42.043
29	26.836	1:42.123
114	26.874	1:42.279
28	27.681	1:42.407
686	38.034	1:49.910
62	38.630	1:49.484
155	43.736	1:52.567

#### LAP 3 @ 15:17:44.664

NO	BEHIND	LAP TIME
115		1:31.021
818	13.411	1:36.260
52	13.644	1:36.155
15	13.735	1:36.607
961	14.088	1:36.002
661	17.416	1:36.420
212	21.114	1:37.781

321	21.317	1:37.569
30	21.697	1:37.016
151	22.228	1:37.249
191	24.500	1:38.460
169	30.265	1:37.502
511	32.377	1:40.927
74	33.990	1:41.533
45	34.338	1:41.381
168	35.254	1:41.076
779	35.582	1:41.098
33	35.924	1:40.794
29	36.439	1:40.624
114	37.701	1:41.848
28	38.087	1:41.427
686	55.535	1:48.522
62	56.080	1:48.471
155	1:05.056	1:52.341

#### LAP 4 @ 15:19:15.515

NO	BEHIND	LAP TIME
115		1:30.851
818	18.558	1:35.998
52	18.767	1:35.974
15	18.988	1:36.104
961	19.508	1:36.271
661	22.965	1:36.400
212	26.871	1:36.608
321	26.954	1:36.488
30	27.508	1:36.662
151	27.821	1:36.444
191	31.941	1:38.292
169	36.686	1:37.272
511	41.854	1:40.328
45	42.665	1:39.178
74	44.914	1:41.775
779	45.327	1:40.596
33	45.997	1:40.924
29	46.075	1:40.487
114	47.859	1:41.009
168	51.730	1:47.327
686	1:12.438	1:47.754
62	1:12.808	1:47.579
155	1:26.342	1:52.137

#### LAP 5 @ 15:20:46.382

NO	BEHIND	LAP TIME
115		1:30.867
15	24.071	1:35.950
818	24.320	1:36.629
52	24.467	1:36.567
961	24.753	1:36.112
661	28.200	1:36.102
212	32.248	1:36.244
321	32.383	1:36.296
30	32.880	1:36.239
151	33.616	1:36.662
191	39.714	1:38.640
169	43.138	1:37.319
511	50.399	1:39.412
45	50.879	1:39.081
779	54.349	1:39.889
29	54.650	1:39.442
74	55.981	1:41.934
33	56.468	1:41.338
168	1:03.976	1:43.113

686	1:30.705	1:49.134
62	1:30.772	1:48.831

#### LAP 6 @ 15:22:17.361

NO	BEHIND	LAP TIME
115		1:30.979
155	1 Lap	1:52.544
15	28.064	1:34.972
52	29.453	1:35.965
818	29.800	1:36.459
961	29.991	1:36.217
661	34.346	1:37.125
212	37.587	1:36.318
321	37.708	1:36.304
30	38.637	1:36.736
151	39.908	1:37.271
191	47.769	1:39.034
169	49.122	1:36.963
511	58.817	1:39.397
45	59.243	1:39.343
779	1:02.707	1:39.337
29	1:03.392	1:39.721
74	1:06.479	1:41.477
33	1:06.675	1:41.186
168	1:17.926	1:44.929

#### LAP 7 @ 15:23:49.386

NO	BEHIND	LAP TIME
115		1:32.025
62	1 Lap	1:44.522
686	1 Lap	1:47.699
15	31.814	1:35.775
52	33.103	1:35.675
818	33.902	1:36.127
961	34.443	1:36.477
155	1 Lap	1:52.889
661	39.843	1:37.522
212	42.305	1:36.743
321	42.434	1:36.751
30	44.458	1:37.846
151	46.270	1:38.387
191	54.645	1:38.901
169	54.718	1:37.621
511	1:06.622	1:39.830
45	1:06.676	1:39.458
779	1:09.775	1:39.093
29	1:11.686	1:40.319
74	1:17.159	1:42.705
33	1:17.381	1:42.731
168	1:32.865	1:46.964

# BMCRC - MRO Championships 2022 - Rnd 5 @ Cadwell Park

## DART Motorsport MRO 600/GP2 inc Clubman 600

### RACE 9 - SECTOR ANALYSIS



SECTOR 1 = FL to I1, SECTOR 2 = I1 to FL, DIFF = Difference To Personal Best Lap, P = Crossed Finish Line in Pit Lane, D = Time Disallowed

P1 115 Eugene McMANUS		Kawasaki ZX6R -				
IDEAL LAP TIME : 1:30.759		BEST LAP TIME : 1:30.851				
		DIFFERENCE : 0.092				
LAP	SECTOR 1	SECTOR 2	LAP TIME	MPH	DIFF	TIME OF DAY
1 -		38.858	1:36.984	80.92	6.133	15:14:42.303
2 -	52.900	38.440	1:31.340	85.92	0.489	15:16:13.643
3 -	52.620	38.401	1:31.021	86.22	0.170	15:17:44.664
4 -	52.560	38.291	<b>1:30.851 (1)</b>	<b>86.38</b>		<b>15:19:15.515</b>
5 -	<b>52.518</b>	38.349	1:30.867 (2)	86.36	0.016	15:20:46.382
6 -	52.738	<b>38.241</b>	1:30.979 (3)	86.26	0.128	15:22:17.361
7 -	52.989	39.036	1:32.025	85.28	1.174	15:23:49.386

P2 15 Harrison CROSBY		Yamaha YZF - Mum & Dad				
IDEAL LAP TIME : 1:34.972		BEST LAP TIME : 1:34.972				
		DIFFERENCE : 0.000				
LAP	SECTOR 1	SECTOR 2	LAP TIME	MPH	DIFF	TIME OF DAY
1 -		40.349	1:40.846	77.82	5.874	15:14:46.165
2 -	55.437	40.190	1:35.627 (2)	82.06	0.655	15:16:21.792
3 -	56.034	40.573	1:36.607	81.23	1.635	15:17:58.399
4 -	55.541	40.563	1:36.104	81.66	1.132	15:19:34.503
5 -	55.572	40.378	1:35.950	81.79	0.978	15:21:10.453
6 -	<b>55.073</b>	<b>39.899</b>	<b>1:34.972 (1)</b>	<b>82.63</b>		<b>15:22:45.425</b>
7 -	55.255	40.520	1:35.775 (3)	81.94	0.803	15:24:21.200

P3 52 Kam DIXON		Kawasaki ZX636 - Delicious Race Wear				
IDEAL LAP TIME : 1:35.195		BEST LAP TIME : 1:35.675				
		DIFFERENCE : 0.480				
LAP	SECTOR 1	SECTOR 2	LAP TIME	MPH	DIFF	TIME OF DAY
1 -		40.348	1:41.036	77.67	5.361	15:14:46.355
2 -	55.357	40.441	1:35.798 (2)	81.92	0.123	15:16:22.153
3 -	55.933	<b>40.222</b>	1:36.155	81.61	0.480	15:17:58.308
4 -	55.379	40.595	1:35.974	81.77	0.299	15:19:34.282
5 -	56.032	40.535	1:36.567	81.27	0.892	15:21:10.849
6 -	55.681	40.284	1:35.965 (3)	81.78	0.290	15:22:46.814
7 -	<b>54.973</b>	40.702	<b>1:35.675 (1)</b>	<b>82.02</b>		<b>15:24:22.489</b>

P4 818 Alex BARKER		Yamaha R6 - Barker Woodrow LTD & Foundry Tyres LTD				
IDEAL LAP TIME : 1:35.634		BEST LAP TIME : 1:35.797				
		DIFFERENCE : 0.163				
LAP	SECTOR 1	SECTOR 2	LAP TIME	MPH	DIFF	TIME OF DAY
1 -		40.791	1:40.699	77.93	4.902	15:14:46.018
2 -	<b>55.096</b>	40.701	<b>1:35.797 (1)</b>	<b>81.92</b>		<b>15:16:21.815</b>
3 -	55.722	<b>40.538</b>	1:36.260	81.52	0.463	15:17:58.075
4 -	55.397	40.601	1:35.998 (2)	81.75	0.201	15:19:34.073
5 -	55.792	40.837	1:36.629	81.21	0.832	15:21:10.702
6 -	55.614	40.845	1:36.459	81.36	0.662	15:22:47.161
7 -	55.306	40.821	1:36.127 (3)	81.64	0.330	15:24:23.288

P5 961 Jack SIM		Kawasaki ZX6 R - Vanguard Motorsport, Platform Lift Engineers				
IDEAL LAP TIME : 1:35.583		BEST LAP TIME : 1:35.697				
		DIFFERENCE : 0.114				
LAP	SECTOR 1	SECTOR 2	LAP TIME	MPH	DIFF	TIME OF DAY
1 -		40.430	1:41.734	77.14	6.037	15:14:47.053
2 -	55.512	<b>40.185</b>	<b>1:35.697 (1)</b>	<b>82.00</b>		<b>15:16:22.750</b>
3 -	55.566	40.436	1:36.002 (2)	81.74	0.305	15:17:58.752
4 -	55.470	40.801	1:36.271	81.52	0.574	15:19:35.023
5 -	55.489	40.623	1:36.112 (3)	81.65	0.415	15:21:11.135
6 -	55.546	40.671	1:36.217	81.56	0.520	15:22:47.352
7 -	<b>55.398</b>	41.079	1:36.477	81.34	0.780	15:24:23.829

# BMCRC - MRO Championships 2022 - Rnd 5 @ Cadwell Park

## DART Motorsport MRO 600/GP2 inc Clubman 600

### RACE 9 - SECTOR ANALYSIS



SECTOR 1 = FL to I1, SECTOR 2 = I1 to FL, DIFF = Difference To Personal Best Lap, P = Crossed Finish Line in Pit Lane, D = Time Disallowed

P6 661 GP2 Cameron HARRIS		Triumph 675R - Harris / Tony Scott Motorsport				
IDEAL LAP TIME : 1:35.905		BEST LAP TIME : 1:36.102		DIFFERENCE : 0.197		
LAP	SECTOR 1	SECTOR 2	LAP TIME	MPH	DIFF	TIME OF DAY
1 -		<b>40.459</b>	1:43.223	76.03	7.121	15:14:48.542
2 -	55.837	41.281	1:37.118	80.80	1.016	15:16:25.660
3 -	55.839	40.581	1:36.420 (3)	81.39	0.318	15:18:02.080
4 -	55.793	40.607	1:36.400 (2)	81.41	0.298	15:19:38.480
5 -	55.536	40.566	<b>1:36.102 (1)</b>	<b>81.66</b>		<b>15:21:14.582</b>
6 -	<b>55.446</b>	41.679	1:37.125	80.80	1.023	15:22:51.707
7 -	55.985	41.537	1:37.522	80.47	1.420	15:24:29.229

P7 212 C Matt PALLETT		Yamaha R6 - BDA Chartered Architects				
IDEAL LAP TIME : 1:36.235		BEST LAP TIME : 1:36.244		DIFFERENCE : 0.009		
LAP	SECTOR 1	SECTOR 2	LAP TIME	MPH	DIFF	TIME OF DAY
1 -		41.193	1:44.399	75.17	8.155	15:14:49.718
2 -	56.439	41.840	1:38.279	79.85	2.035	15:16:27.997
3 -	56.524	41.257	1:37.781	80.26	1.537	15:18:05.778
4 -	55.599	41.009	1:36.608 (3)	81.23	0.364	15:19:42.386
5 -	<b>55.501</b>	40.743	<b>1:36.244 (1)</b>	<b>81.54</b>		<b>15:21:18.630</b>
6 -	55.584	<b>40.734</b>	1:36.318 (2)	81.48	0.074	15:22:54.948
7 -	55.587	41.156	1:36.743	81.12	0.499	15:24:31.691

P8 321 Martin MORRIS		Kawasaki ZX6R - Morris Racing, Obsession Engineering				
IDEAL LAP TIME : 1:36.097		BEST LAP TIME : 1:36.296		DIFFERENCE : 0.199		
LAP	SECTOR 1	SECTOR 2	LAP TIME	MPH	DIFF	TIME OF DAY
1 -		41.488	1:45.139	74.64	8.843	15:14:50.458
2 -	55.869	42.085	1:37.954	80.11	1.658	15:16:28.412
3 -	56.465	41.104	1:37.569	80.43	1.273	15:18:05.981
4 -	55.762	40.726	1:36.488 (3)	81.33	0.192	15:19:42.469
5 -	55.801	<b>40.495</b>	<b>1:36.296 (1)</b>	<b>81.49</b>		<b>15:21:18.765</b>
6 -	55.692	40.612	1:36.304 (2)	81.49	0.008	15:22:55.069
7 -	<b>55.602</b>	41.149	1:36.751	81.11	0.455	15:24:31.820

P9 30 C Owen MELLOR		Kawaski ZX-6 - BDS Motorcycles				
IDEAL LAP TIME : 1:36.218		BEST LAP TIME : 1:36.239		DIFFERENCE : 0.021		
LAP	SECTOR 1	SECTOR 2	LAP TIME	MPH	DIFF	TIME OF DAY
1 -		41.475	1:45.678	74.26	9.439	15:14:50.997
2 -	56.821	41.527	1:38.348	79.79	2.109	15:16:29.345
3 -	56.204	40.812	1:37.016	80.89	0.777	15:18:06.361
4 -	<b>55.929</b>	40.733	1:36.662 (2)	81.19	0.423	15:19:43.023
5 -	55.950	<b>40.289</b>	<b>1:36.239 (1)</b>	<b>81.54</b>		<b>15:21:19.262</b>
6 -	56.372	40.364	1:36.736 (3)	81.12	0.497	15:22:55.998
7 -	56.139	41.707	1:37.846	80.20	1.607	15:24:33.844

P10 151 Chloe JAMES		Yamaha R6 -				
IDEAL LAP TIME : 1:36.444		BEST LAP TIME : 1:36.444		DIFFERENCE : 0.000		
LAP	SECTOR 1	SECTOR 2	LAP TIME	MPH	DIFF	TIME OF DAY
1 -		41.611	1:45.887	74.11	9.443	15:14:51.206
2 -	56.776	41.661	1:38.437	79.72	1.993	15:16:29.643
3 -	56.456	40.793	1:37.249 (3)	80.70	0.805	15:18:06.892
4 -	<b>56.027</b>	<b>40.417</b>	<b>1:36.444 (1)</b>	<b>81.37</b>		<b>15:19:43.336</b>
5 -	56.167	40.495	1:36.662 (2)	81.19	0.218	15:21:19.998
6 -	56.175	41.096	1:37.271	80.68	0.827	15:22:57.269
7 -	56.708	41.679	1:38.387	79.76	1.943	15:24:35.656

# BMCRC - MRO Championships 2022 - Rnd 5 @ Cadwell Park

## DART Motorsport MRO 600/GP2 inc Clubman 600

### RACE 9 - SECTOR ANALYSIS



SECTOR 1 = FL to I1, SECTOR 2 = I1 to FL, DIFF = Difference To Personal Best Lap, P = Crossed Finish Line in Pit Lane, D = Time Disallowed

P11 191		Daniel GOOD		Triumph STREET TRIPLE - QFF, KEP and Joblings of Whitley E			
IDEAL LAP TIME : 1:38.147		BEST LAP TIME : 1:38.292		DIFFERENCE : 0.145			
LAP	SECTOR 1	SECTOR 2	LAP TIME	MPH	DIFF	TIME OF DAY	
1 -		41.843	1:46.710	73.54	8.418	15:14:52.029	
2 -	<b>56.697</b>	41.978	1:38.675	79.53	0.383	15:16:30.704	
3 -	56.935	41.525	1:38.460 (2)	79.70	0.168	15:18:09.164	
4 -	56.732	41.560	<b>1:38.292 (1)</b>	<b>79.84</b>		<b>15:19:47.456</b>	
5 -	57.190	<b>41.450</b>	1:38.640 (3)	79.56	0.348	15:21:26.096	
6 -	56.779	42.255	1:39.034	79.24	0.742	15:23:05.130	
7 -	57.212	41.689	1:38.901	79.35	0.609	15:24:44.031	

P12 169		Gareth CUNNINGHAM		Yamaha R6 - Burnham cars ltd			
IDEAL LAP TIME : 1:36.654		BEST LAP TIME : 1:36.963		DIFFERENCE : 0.309			
LAP	SECTOR 1	SECTOR 2	LAP TIME	MPH	DIFF	TIME OF DAY	
1 -		42.023	1:53.488	69.15	16.525	15:14:58.807	
2 -	56.797	41.823	1:38.620	79.57	1.657	15:16:37.427	
3 -	56.656	<b>40.846</b>	1:37.502	80.49	0.539	15:18:14.929	
4 -	<b>55.808</b>	41.464	1:37.272 (2)	80.68	0.309	15:19:52.201	
5 -	56.217	41.102	1:37.319 (3)	80.64	0.356	15:21:29.520	
6 -	56.068	40.895	<b>1:36.963 (1)</b>	<b>80.93</b>		<b>15:23:06.483</b>	
7 -	56.042	41.579	1:37.621	80.39	0.658	15:24:44.104	

P13 511 C		Ross CLARKE		Kawasaki ZX600RR - Ross clarke Farriery			
IDEAL LAP TIME : 1:38.919		BEST LAP TIME : 1:39.397		DIFFERENCE : 0.478			
LAP	SECTOR 1	SECTOR 2	LAP TIME	MPH	DIFF	TIME OF DAY	
1 -		42.805	1:49.897	71.41	10.500	15:14:55.216	
2 -	58.738	42.160	1:40.898	77.78	1.501	15:16:36.114	
3 -	59.278	41.649	1:40.927	77.75	1.530	15:18:17.041	
4 -	58.397	41.931	1:40.328	78.22	0.931	15:19:57.369	
5 -	57.994	<b>41.418</b>	1:39.412 (2)	78.94	0.015	15:21:36.781	
6 -	<b>57.501</b>	41.896	<b>1:39.397 (1)</b>	<b>78.95</b>		<b>15:23:16.178</b>	
7 -	58.136	41.694	1:39.830 (3)	78.61	0.433	15:24:56.008	

P14 45 C		Jake MARSH		Kawasaki ZX6R - Zipped Up Racing			
IDEAL LAP TIME : 1:38.796		BEST LAP TIME : 1:39.081		DIFFERENCE : 0.285			
LAP	SECTOR 1	SECTOR 2	LAP TIME	MPH	DIFF	TIME OF DAY	
1 -		43.148	1:50.931	70.74	11.850	15:14:56.250	
2 -	58.369	43.002	1:41.371	77.41	2.290	15:16:37.621	
3 -	58.660	42.721	1:41.381	77.41	2.300	15:18:19.002	
4 -	57.679	<b>41.499</b>	1:39.178 (2)	79.13	0.097	15:19:58.180	
5 -	57.480	41.601	<b>1:39.081 (1)</b>	<b>79.20</b>		<b>15:21:37.261</b>	
6 -	<b>57.297</b>	42.046	1:39.343 (3)	78.99	0.262	15:23:16.604	
7 -	57.492	41.966	1:39.458	78.90	0.377	15:24:56.062	

P15 779 C		Terry BRIAN		Yamaha R6 - Two Techs Renault Specialist			
IDEAL LAP TIME : 1:38.889		BEST LAP TIME : 1:39.093		DIFFERENCE : 0.204			
LAP	SECTOR 1	SECTOR 2	LAP TIME	MPH	DIFF	TIME OF DAY	
1 -		44.160	1:51.887	70.14	12.794	15:14:57.206	
2 -	58.772	43.170	1:41.942	76.98	2.849	15:16:39.148	
3 -	58.319	42.779	1:41.098	77.62	2.005	15:18:20.246	
4 -	58.244	42.352	1:40.596	78.01	1.503	15:20:00.842	
5 -	58.071	41.818	1:39.889 (3)	78.56	0.796	15:21:40.731	
6 -	<b>57.378</b>	41.959	1:39.337 (2)	79.00	0.244	15:23:20.068	
7 -	57.582	<b>41.511</b>	<b>1:39.093 (1)</b>	<b>79.19</b>		<b>15:24:59.161</b>	

# BMCRC - MRO Championships 2022 - Rnd 5 @ Cadwell Park

## DART Motorsport MRO 600/GP2 inc Clubman 600

### RACE 9 - SECTOR ANALYSIS



SECTOR 1 = FL to I1, SECTOR 2 = I1 to FL, DIFF = Difference To Personal Best Lap, P = Crossed Finish Line in Pit Lane, D = Time Disallowed

P16 29 C		Michael SHEPPHARD		Kawasaki ZX6R - RTR Performance, KRS Solutions			
IDEAL LAP TIME : 1:38.584		BEST LAP TIME : 1:39.442		DIFFERENCE : 0.858			
LAP	SECTOR 1	SECTOR 2	LAP TIME	MPH	DIFF	TIME OF DAY	
1 -		43.381	1:53.037	69.42	13.595	15:14:58.356	
2 -	59.261	42.862	1:42.123	76.84	2.681	15:16:40.479	
3 -	58.336	42.288	1:40.624	77.99	1.182	15:18:21.103	
4 -	58.726	41.761	1:40.487	78.10	1.045	15:20:01.590	
5 -	<b>56.836</b>	42.606	<b>1:39.442 (1)</b>	<b>78.92</b>		<b>15:21:41.032</b>	
6 -	57.973	<b>41.748</b>	1:39.721 (2)	78.70	0.279	15:23:20.753	
7 -	57.674	42.645	1:40.319 (3)	78.23	0.877	15:25:01.072	

P17 74 C		Tom VAUGHAN		Yamaha R6 -			
IDEAL LAP TIME : 1:41.056		BEST LAP TIME : 1:41.337		DIFFERENCE : 0.281			
LAP	SECTOR 1	SECTOR 2	LAP TIME	MPH	DIFF	TIME OF DAY	
1 -		43.184	1:50.465	71.04	9.128	15:14:55.784	
2 -	58.710	42.627	<b>1:41.337 (1)</b>	<b>77.44</b>		<b>15:16:37.121</b>	
3 -	58.918	42.615	1:41.533 (3)	77.29	0.196	15:18:18.654	
4 -	59.094	42.681	1:41.775	77.11	0.438	15:20:00.429	
5 -	59.406	<b>42.528</b>	1:41.934	76.99	0.597	15:21:42.363	
6 -	<b>58.528</b>	42.949	1:41.477 (2)	77.33	0.140	15:23:23.840	
7 -	59.101	43.604	1:42.705	76.41	1.368	15:25:06.545	

P18 33 C		Aaren CARPENTER		Kawasaki ZX6R - Slugcrow Racing			
IDEAL LAP TIME : 1:40.653		BEST LAP TIME : 1:40.794		DIFFERENCE : 0.141			
LAP	SECTOR 1	SECTOR 2	LAP TIME	MPH	DIFF	TIME OF DAY	
1 -		43.107	1:52.432	69.80	11.638	15:14:57.751	
2 -	58.791	43.252	1:42.043	76.90	1.249	15:16:39.794	
3 -	58.466	<b>42.328</b>	<b>1:40.794 (1)</b>	<b>77.86</b>		<b>15:18:20.588</b>	
4 -	58.490	42.434	1:40.924 (2)	77.76	0.130	15:20:01.512	
5 -	58.645	42.693	1:41.338	77.44	0.544	15:21:42.850	
6 -	<b>58.325</b>	42.861	1:41.186 (3)	77.56	0.392	15:23:24.036	
7 -	59.101	43.630	1:42.731	76.39	1.937	15:25:06.767	

P19 168 C		Aaron DALRYMPLE		Yamaha R6 - Team Blumpkin Racing			
IDEAL LAP TIME : 1:40.538		BEST LAP TIME : 1:41.076		DIFFERENCE : 0.538			
LAP	SECTOR 1	SECTOR 2	LAP TIME	MPH	DIFF	TIME OF DAY	
1 -		43.911	1:51.598	70.32	10.522	15:14:56.917	
2 -	58.687	43.238	1:41.925 (2)	76.99	0.849	15:16:38.842	
3 -	<b>58.364</b>	42.712	<b>1:41.076 (1)</b>	<b>77.64</b>		<b>15:18:19.918</b>	
4 -	1:05.153	<b>42.174</b>	1:47.327	73.12	6.251	15:20:07.245	
5 -	59.373	43.740	1:43.113 (3)	76.11	2.037	15:21:50.358	
6 -	1:00.657	44.272	1:44.929	74.79	3.853	15:23:35.287	
7 -	1:01.411	45.553	1:46.964	73.37	5.888	15:25:22.251	

P20 62 C		Oliver NUNN		Yamaha R6 - Intertechnic UK & STVL			
IDEAL LAP TIME : 1:44.522		BEST LAP TIME : 1:44.522		DIFFERENCE : 0.000			
LAP	SECTOR 1	SECTOR 2	LAP TIME	MPH	DIFF	TIME OF DAY	
1 -		46.150	1:57.470	66.80	12.948	15:15:02.789	
2 -	1:02.220	47.264	1:49.484	71.68	4.962	15:16:52.273	
3 -	1:03.112	45.359	1:48.471 (3)	72.35	3.949	15:18:40.744	
4 -	1:02.194	45.385	1:47.579 (2)	72.95	3.057	15:20:28.323	
5 -	1:02.958	45.873	1:48.831	72.11	4.309	15:22:17.154	
6 -	<b>1:00.054</b>	<b>44.468</b>	<b>1:44.522 (1)</b>	<b>75.08</b>		<b>15:24:01.676</b>	

# BMCRC - MRO Championships 2022 - Rnd 5 @ Cadwell Park

## DART Motorsport MRO 600/GP2 inc Clubman 600

### RACE 9 - SECTOR ANALYSIS



SECTOR 1 = FL to I1, SECTOR 2 = I1 to FL, DIFF = Difference To Personal Best Lap, P = Crossed Finish Line in Pit Lane, D = Time Disallowed

P21 686 C		Liam SPILLER		Yamaha R6 - LD Renovate Ltd			
IDEAL LAP TIME : 1:47.541		BEST LAP TIME : 1:47.699		DIFFERENCE : 0.158			
LAP	SECTOR 1	SECTOR 2	LAP TIME	MPH	DIFF	TIME OF DAY	
1 -		45.466	1:56.448	67.39	8.749	15:15:01.767	
2 -	<b>1:02.473</b>	47.437	1:49.910	71.40	2.211	15:16:51.677	
3 -	1:03.161	45.361	1:48.522 (3)	72.31	0.823	15:18:40.199	
4 -	1:02.548	45.206	1:47.754 (2)	72.83	0.055	15:20:27.953	
5 -	1:03.034	46.100	1:49.134	71.91	1.435	15:22:17.087	
6 -	1:02.631	<b>45.068</b>	<b>1:47.699 (1)</b>	<b>72.87</b>		<b>15:24:04.786</b>	

P22 155		Eliot SMITH		Honda CBR600RR - Pro-Moto Europe Ltd			
IDEAL LAP TIME : 1:51.661		BEST LAP TIME : 1:52.137		DIFFERENCE : 0.476			
LAP	SECTOR 1	SECTOR 2	LAP TIME	MPH	DIFF	TIME OF DAY	
1 -		<b>47.129</b>	1:59.493	65.67	7.356	15:15:04.812	
2 -	<b>1:04.532</b>	48.035	1:52.567	69.71	0.430	15:16:57.379	
3 -	1:05.005	47.336	1:52.341 (2)	69.85	0.204	15:18:49.720	
4 -	1:04.844	47.293	<b>1:52.137 (1)</b>	<b>69.98</b>		<b>15:20:41.857</b>	
5 -	1:05.219	47.325	1:52.544 (3)	69.73	0.407	15:22:34.401	
6 -	1:05.268	47.621	1:52.889	69.52	0.752	15:24:27.290	

P23 114 C		Dean HOLLAND		Kawasaki ZX6R - Sambucas forest hall/ merlin sidecars			
IDEAL LAP TIME : 1:40.925		BEST LAP TIME : 1:41.009		DIFFERENCE : 0.084			
LAP	SECTOR 1	SECTOR 2	LAP TIME	MPH	DIFF	TIME OF DAY	
1 -		43.478	1:52.919	69.50	11.910	15:14:58.238	
2 -	59.031	43.248	1:42.279 (3)	76.73	1.270	15:16:40.517	
3 -	58.979	42.869	1:41.848 (2)	77.05	0.839	15:18:22.365	
4 -	58.382	<b>42.627</b>	<b>1:41.009 (1)</b>	<b>77.69</b>		<b>15:20:03.374</b>	

P24 28		David SPENCER		Suzuki GSXR 600 -			
IDEAL LAP TIME : 1:41.427		BEST LAP TIME : 1:41.427		DIFFERENCE : 0.000			
LAP	SECTOR 1	SECTOR 2	LAP TIME	MPH	DIFF	TIME OF DAY	
1 -		43.608	1:53.598	69.08	12.171	15:14:58.917	
2 -	59.061	43.346	1:42.407 (2)	76.63	0.980	15:16:41.324	
3 -	<b>58.436</b>	<b>42.991</b>	<b>1:41.427 (1)</b>	<b>77.37</b>		<b>15:18:22.751</b>	

P25 64 C		Stuart REECE		Kawasaki ZX-6R - Sheffield Precision			
IDEAL LAP TIME : 1:36.655		BEST LAP TIME :		DIFFERENCE :			
LAP	SECTOR 1	SECTOR 2	LAP TIME	MPH	DIFF	TIME OF DAY	
1 -		<b>40.569</b>	1:42.744	76.38		15:14:48.063	

# BMCRC - MRO Championships 2022 - Rnd 5 @ Cadwell Park

## DART Motorsport MRO 600/GP2 inc Clubman 600

### RACE 9 - BEST SECTORS

SECTOR 1			SECTOR 2			IDEAL / BEST COMPARISON						
POS	NO	NAME	TIME	NO	NAME	TIME	POS	NO	NAME	IDEAL	BEST	DIFF
									<b>PERFECT LAP</b>	<b>1:30.759</b>		
1	115	McMANUS	<b>52.518</b>	115	McMANUS	<b>38.241</b>	1	115	McMANUS	1:30.759	1:30.851	<b>0.092</b>
2	52	DIXON	<b>54.973</b>	15	CROSBY	<b>39.899</b>	2	15	CROSBY	1:34.972	1:34.972	<b>0.000</b>
3	15	CROSBY	<b>55.073</b>	961	SIM	<b>40.185</b>	3	52	DIXON	1:35.195	1:35.675	<b>0.480</b>
4	818	BARKER	<b>55.096</b>	52	DIXON	<b>40.222</b>	4	961	SIM	1:35.583	1:35.697	<b>0.114</b>
5	961	SIM	<b>55.398</b>	30	MELLOR	<b>40.289</b>	5	818	BARKER	1:35.634	1:35.797	<b>0.163</b>
6	661	HARRIS	<b>55.446</b>	151	JAMES	<b>40.417</b>	6	661	HARRIS	1:35.905	1:36.102	<b>0.197</b>
7	212	PALLET	<b>55.501</b>	661	HARRIS	<b>40.459</b>	7	321	MORRIS	1:36.097	1:36.296	<b>0.199</b>
8	321	MORRIS	<b>55.602</b>	321	MORRIS	<b>40.495</b>	8	30	MELLOR	1:36.218	1:36.239	<b>0.021</b>
9	169	CUNNINGHAM	<b>55.808</b>	818	BARKER	<b>40.538</b>	9	212	PALLET	1:36.235	1:36.244	<b>0.009</b>
10	30	MELLOR	<b>55.929</b>	64	REECE	<b>40.569</b>	10	151	JAMES	1:36.444	1:36.444	<b>0.000</b>
11	151	JAMES	<b>56.027</b>	212	PALLET	<b>40.734</b>	11	169	CUNNINGHAM	1:36.654	1:36.963	<b>0.309</b>
12	64	REECE	<b>56.086</b>	169	CUNNINGHAM	<b>40.846</b>	12	64	REECE	1:36.655		
13	191	GOOD	<b>56.697</b>	511	CLARKE	<b>41.418</b>	13	191	GOOD	1:38.147	1:38.292	<b>0.145</b>
14	29	SHEPPHARD	<b>56.836</b>	191	GOOD	<b>41.450</b>	14	29	SHEPPHARD	1:38.584	1:39.442	<b>0.858</b>
15	45	MARSH	<b>57.297</b>	45	MARSH	<b>41.499</b>	15	45	MARSH	1:38.796	1:39.081	<b>0.285</b>
16	779	BRIAN	<b>57.378</b>	779	BRIAN	<b>41.511</b>	16	779	BRIAN	1:38.889	1:39.093	<b>0.204</b>
17	511	CLARKE	<b>57.501</b>	29	SHEPPHARD	<b>41.748</b>	17	511	CLARKE	1:38.919	1:39.397	<b>0.478</b>
18	114	HOLLAND	<b>58.298</b>	168	DALRYMPLE	<b>42.174</b>	18	168	DALRYMPLE	1:40.538	1:41.076	<b>0.538</b>
19	33	CARPENTER	<b>58.325</b>	33	CARPENTER	<b>42.328</b>	19	33	CARPENTER	1:40.653	1:40.794	<b>0.141</b>
20	168	DALRYMPLE	<b>58.364</b>	74	VAUGHAN	<b>42.528</b>	20	114	HOLLAND	1:40.925	1:41.009	<b>0.084</b>
21	28	SPENCER	<b>58.436</b>	114	HOLLAND	<b>42.627</b>	21	74	VAUGHAN	1:41.056	1:41.337	<b>0.281</b>
22	74	VAUGHAN	<b>58.528</b>	28	SPENCER	<b>42.991</b>	22	28	SPENCER	1:41.427	1:41.427	<b>0.000</b>
23	62	NUNN	<b>1:00.054</b>	62	NUNN	<b>44.468</b>	23	62	NUNN	1:44.522	1:44.522	<b>0.000</b>
24	686	SPILLER	<b>1:02.473</b>	686	SPILLER	<b>45.068</b>	24	686	SPILLER	1:47.541	1:47.699	<b>0.158</b>
25	155	SMITH	<b>1:04.532</b>	155	SMITH	<b>47.129</b>	25	155	SMITH	1:51.661	1:52.137	<b>0.476</b>

# BMCRC - MRO Championships 2022 - Rnd 5 @ Cadwell Park

## DART Motorsport MRO 600/GP2 inc Clubman 600

### RACE 9 - STATISTICS

**Competitors Started** 25  
**Planned Start** 2022-06-25 @ 15:00:00.000  
**Actual Start** 2022-06-25 @ 15:13:05.318  
**Finish Time** 2022-06-25 @ 15:23:49.385  
**Track Length** 2.1800mi.  
**Total Laps** 159  
**Total Distance Covered** 346.6229mi.

#### Session Fastest Lap History

NO	CL	NAME	LAP TIME	TIME OF DAY	LAP	VEHICLE
115		Eugene McMANUS	<b>1:31.340</b>	15:16:13.675	2	Kawasaki ZX6R
115		Eugene McMANUS	<b>1:31.021</b>	15:17:44.697	3	Kawasaki ZX6R
115		Eugene McMANUS	<b>1:30.851</b>	15:19:15.547	4	Kawasaki ZX6R

#### Session Leader History

NO	CL	NAME	FROM LAP	LAPS LED	DISTANCE	VEHICLE
115		Eugene McMANUS	1	7	15.26 miles	Kawasaki ZX6R

#### Flag History

TYPE	TIME OF DAY
GREEN	15:13:05.318
FINISH	15:23:49.385

#### Flag Statistics

TYPE	COUNT	TOTAL LAPS	TOTAL TIME
Green	1	7	12:20.263
Red	0	0	0.000
Safety Car	0	0	0.000
FCY	0	0	0.000



# BMCRC - MRO Championships 2022 - Rnd 5 @ Cadwell Park

## DART Motorsport MRO 600/GP2 inc Clubman 600

### RACE 9 - STATISTICS

CLASS :

11 Starters

#### Fastest Lap History

NO	NAME	LAP TIME	TIME OF DAY	LAP	VEHICLE
115	Eugene McMANUS	1:31.340	15:16:13.675	2	Kawasaki ZX6R
115	Eugene McMANUS	1:31.021	15:17:44.697	3	Kawasaki ZX6R
115	Eugene McMANUS	1:30.851	15:19:15.547	4	Kawasaki ZX6R

#### Leader History

NO	NAME	FROM LAP	LAPS LED	DISTANCE	VEHICLE
115	Eugene McMANUS	1	7	15.26 miles	Kawasaki ZX6R

# BMCRC - MRO Championships 2022 - Rnd 5 @ Cadwell Park

## DART Motorsport MRO 600/GP2 inc Clubman 600

### RACE 9 - STATISTICS

CLASS : C

13 Starters

#### Fastest Lap History

NO	NAME	LAP TIME	TIME OF DAY	LAP	VEHICLE
212	Matt PALLETT	1:38.279	15:16:28.022	2	Yamaha R6
212	Matt PALLETT	1:37.781	15:18:05.803	3	Yamaha R6
30	Owen MELLOR	1:37.016	15:18:06.395	3	Kawasaki ZX-6
212	Matt PALLETT	1:36.608	15:19:42.411	4	Yamaha R6
212	Matt PALLETT	1:36.244	15:21:18.654	5	Yamaha R6
30	Owen MELLOR	1:36.239	15:21:19.296	5	Kawasaki ZX-6

#### Leader History

NO	NAME	FROM LAP	LAPS LED	DISTANCE	VEHICLE
64	Stuart REECE	1	1	2.18 miles	Kawasaki ZX-6R
212	Matt PALLETT	2	6	13.08 miles	Yamaha R6

# BMCRC - MRO Championships 2022 - Rnd 5 @ Cadwell Park

## DART Motorsport MRO 600/GP2 inc Clubman 600

### RACE 9 - STATISTICS

CLASS : GP2

1 Starters

#### Fastest Lap History

NO	NAME	LAP TIME	TIME OF DAY	LAP	VEHICLE
661	Cameron HARRIS	1:37.118	15:16:25.667	2	Triumph 675R
661	Cameron HARRIS	1:36.420	15:18:02.088	3	Triumph 675R
661	Cameron HARRIS	1:36.400	15:19:38.488	4	Triumph 675R
661	Cameron HARRIS	1:36.102	15:21:14.590	5	Triumph 675R

#### Leader History

NO	NAME	FROM LAP	LAPS LED	DISTANCE	VEHICLE
661	Cameron HARRIS	1	7	15.26 miles	Triumph 675R

ROW 9	25	1:52.137	155	Eliot SMITH								
ROW 8	22	1:41.427	28	David SPENCER	23	1:44.522	62	Oliver NUNN	24	1:47.699	686	Liam SPILLER
ROW 7	19	1:41.009	114	Dean HOLLAND	20	1:41.076	168	Aaron DALRYMPLE	21	1:41.337	74	Tom VAUGHAN
ROW 6	16	1:39.397	511	Ross CLARKE	17	1:39.442	29	Michael SHEPPHARD	18	1:40.794	33	Aaren CARPENTER
ROW 5	13	1:39.081	45	Jake MARSH	14	1:39.093	779	Terry BRIAN	15	64	Stuart REECE	
ROW 4	10	1:36.444	151	Chloe JAMES	11	1:36.963	169	Gareth CUNNINGHAM	12	1:38.292	191	Daniel GOOD
ROW 3	7	1:36.239	30	Owen MELLOR	8	1:36.244	212	Matt PALLETT	9	1:36.296	321	Martin MORRIS
ROW 2	4	1:35.697	961	Jack SIM	5	1:35.797	818	Alex BARKER	6	1:36.102	661	Cameron HARRIS
ROW 1	1	1:30.851	115	Eugene McMANUS	2	1:34.972	15	Harrison CROSBY	3	1:35.675	52	Kam DIXON
<b>Pole</b>												

Cadwell Park: 2.1800 miles

These results are provisional until the conclusion of any judicial and technical matters.

Clerk Of Course :	Stewards :	Timekeeper : Sarah Evans
-------------------	------------	--------------------------

Results can be found at [www.tsl-timing.com](http://www.tsl-timing.com)

Printed - 17:13 Saturday, 25 June 2022



# BMCRC - MRO Championships 2022 - Rnd 5 @ Cadwell Park



## DART Motorsport MRO 600/GP2 inc Clubman 600

### RACE 18 - CLASSIFICATION

POS	NO	CL	PIC NAME	ENTRY	LAPS	TIME	GAP	DIFF	MPH	BEST	ON
1	115		1 Eugene McMANUS	Kawasaki ZX6R -	7	10:43.814			85.32	1:30.471	6
2	52		2 Kam DIXON	Kawasaki ZX636 - Delicious Race Wear	7	11:13.530	29.716	29.716	81.56	1:34.353	4
3	961		3 Jack SIM	Kawasaki ZX6 R - Vanguard Motorsport, Platform L	7	11:16.805	32.991	3.275	81.17	1:35.613	6
4	818		4 Alex BARKER	Yamaha R6 - Barker Woodrow LTD & Foundry Tyre	7	11:20.845	37.031	4.040	80.68	1:35.770	6
5	661	GP2	1 Cameron HARRIS	Triumph 675R - Harris / Tony Scott Motorsport	7	11:21.850	38.036	1.005	80.56	1:35.915	6
6	212	C	1 Matt PALLETT	Yamaha R6 - BDA Chartered Architects	7	11:22.190	38.376	0.340	80.52	1:35.620	5
7	169		5 Gareth CUNNINGHAM	Yamaha R6 - Burnham cars ltd	7	11:25.042	41.228	2.852	80.19	1:36.028	5
8	15*		6 Harrison CROSBY	Yamaha YZF - Mum & Dad	7	11:25.769	41.955	0.727	80.10	1:35.336	6
9	151		7 Chloe JONES	Yamaha R6 -	7	11:30.592	46.778	4.823	79.54	1:36.057	3
10	64	C	2 Stuart REECE	Kawasaki ZX-6R - Sheffield Precision	7	11:34.043	50.229	3.451	79.15	1:37.699	2
11	321		8 Martin MORRIS	Kawasaki ZX6R - Morris Racing, Obsession Engine	7	11:37.773	53.959	3.730	78.73	1:37.764	7
12	191		9 Daniel GOOD	Triumph STREET TRIPLE - QFF, KEP and Joblings	7	11:39.008	55.194	1.235	78.59	1:38.270	5
13	511	C	3 Ross CLARKE	Kawasaki ZX600RR - Ross clarke Farriery	7	11:46.757	1:02.943	7.749	77.73	1:37.843	7
14	45	C	4 Jake MARSH	Kawasaki ZX6R - Zipped Up Racing	7	11:47.915	1:04.101	1.158	77.60	1:39.436	3
15	779	C	5 Terry BRIAN	Yamaha R6 - Two Techs Renault Specialist	7	11:51.088	1:07.274	3.173	77.25	1:39.833	5
16	29	C	6 Michael SHEPPHARD	Kawasaki ZX6R - RTR Performance, KRS Solutions	7	11:51.201	1:07.387	0.113	77.24	1:39.067	7
17	33	C	7 Aaren CARPENTER	Kawasaki ZX6R - Slugcrow Racing	7	11:51.790	1:07.976	0.589	77.18	1:39.242	7
18	74	C	8 Tom VAUGHAN	Yamaha R6 -	7	11:55.610	1:11.796	3.820	76.76	1:39.710	5
19	168	C	9 Aaron DALRYMPLE	Yamaha R6 - Team Blumpkin Racing	7	12:09.770	1:25.956	14.160	75.27	1:42.018	3
20	62	C	10 Oliver NUNN	Yamaha R6 - Intertechnic UK & STVL	7	12:30.202	1:46.388	20.432	73.22	1:45.509	5
21	686	C	11 Liam SPILLER	Yamaha R6 - LD Renovate Ltd	6	10:57.964	1 Lap	1 Lap	71.56	1:47.777	2
22	155		10 Eliot SMITH	Honda CBR600RR - Pro-Moto Europe Ltd	6	11:27.119	1 Lap	29.155	68.53	1:52.403	5

#### NOT CLASSIFIED

DNF	30	C	Owen MELLOR	Kawaski ZX-6 - BDS Motorcycles	3	4:56.880	4 Laps	3 Laps	79.30	1:36.481	3
-----	----	---	-------------	--------------------------------	---	----------	--------	--------	-------	----------	---

#### FASTEST LAP

115			Eugene McMANUS	Kawasaki ZX6R -	6	1:30.471			86.74 mph	139.60 kph
212	C		Matt PALLETT	Yamaha R6 - BDA Chartered Architects	5	1:35.620			82.07 mph	132.08 kph
661	GP2		Cameron HARRIS	Triumph 675R - Harris / Tony Scott Motorsport	6	1:35.915			81.82 mph	131.68 kph

Bika #15 - 10 second penalty - Jump start

Race Distance: 7 Laps / 15.26 miles

Cadwell Park: 2.1800 miles

Weather / Track : Bright / Dry

These results are provisional until the conclusion of any judicial and technical matters.

Date: 25/06/2022 Start: 18:18 Finish: 18:28

Clerk Of Course :	Stewards :	Timekeeper : Sarah Evans
-------------------	------------	--------------------------

Results can be found at [www.tsl-timing.com](http://www.tsl-timing.com)

Printed - 18:33 Saturday, 25 June 2022



# BMCRC - MRO Championships 2022 - Rnd 5 @ Cadwell Park

## DART Motorsport MRO 600/GP2 inc Clubman 600

### RACE 18 - LAP CHART

#### LAP 1 @ 18:19:41.070

NO	BEHIND	LAP TIME
115		1:36.924
961	3.655	1:40.579
52	3.790	1:40.714
15	4.032	1:40.956
818	5.580	1:42.504
661	5.820	1:42.744
30	6.488	1:43.412
169	6.964	1:43.888
212	7.451	1:44.375
151	7.779	1:44.703
64	8.244	1:45.168
191	9.330	1:46.254
321	9.472	1:46.396
45	10.820	1:47.744
511	11.679	1:48.603
779	12.081	1:49.005
33	12.502	1:49.426
74	13.194	1:50.118
29	13.656	1:50.580
168	15.001	1:51.925
62	16.839	1:53.763
686	18.770	1:55.694
155	22.908	1:59.832

#### LAP 2 @ 18:21:12.504

NO	BEHIND	LAP TIME
115		1:31.434
961	8.314	1:36.093
52	8.465	1:36.109
15	8.820	1:36.222
818	11.008	1:36.862
661	11.473	1:37.087
30	12.041	1:36.987
169	12.382	1:36.852
212	12.861	1:36.844
151	13.969	1:37.624
64	14.509	1:37.699
191	17.026	1:39.130
321	17.192	1:39.154
45	19.904	1:40.518
779	21.811	1:41.164
511	22.390	1:42.145
29	22.889	1:40.667
33	23.001	1:41.933
74	23.294	1:41.534
168	26.085	1:42.518
62	31.700	1:46.295
686	35.113	1:47.777
155	44.867	1:53.393

#### LAP 3 @ 18:22:44.023

NO	BEHIND	LAP TIME
115		1:31.519
52	11.848	1:34.902
15	13.026	1:35.725
961	13.051	1:36.256
818	16.159	1:36.670
661	16.581	1:36.627
30	17.003	1:36.481
169	17.363	1:36.500
212	18.065	1:36.723
151	18.507	1:36.057

64	20.888	1:37.898
191	24.367	1:38.860
321	24.512	1:38.839
45	27.821	1:39.436
779	30.711	1:40.419
29	31.256	1:39.886
511	31.854	1:40.983
33	32.342	1:40.860
74	32.846	1:41.071
168	36.584	1:42.018
62	46.211	1:46.030
686	52.060	1:48.466
155	1:08.170	1:54.822

#### LAP 4 @ 18:24:14.652

NO	BEHIND	LAP TIME
115		1:30.629
52	15.572	1:34.353
961	18.378	1:35.956
15	18.489	1:36.092
818	22.236	1:36.706
661	22.948	1:36.996
212	23.921	1:36.485
169	24.980	1:38.246
151	25.744	1:37.866
64	28.102	1:37.843
191	32.283	1:38.545
321	32.608	1:38.725
45	37.001	1:39.809
779	40.148	1:40.066
29	40.514	1:39.887
511	40.977	1:39.752
33	42.086	1:40.373
74	42.777	1:40.560
168	48.839	1:42.884
62	1:01.119	1:45.537
686	1:10.448	1:49.017
155	1:31.779	1:54.238

#### LAP 5 @ 18:25:46.891

NO	BEHIND	LAP TIME
115		1:32.239
52	17.959	1:34.626
15	21.947	1:35.697
961	22.368	1:36.229
818	26.274	1:36.277
661	26.736	1:36.027
212	27.302	1:35.620
169	28.769	1:36.028
151	31.651	1:38.146
64	34.409	1:38.546
191	38.314	1:38.270
321	38.495	1:38.126
45	44.783	1:40.021
779	47.742	1:39.833
511	47.972	1:39.234
29	48.661	1:40.386
33	49.689	1:39.842
74	50.248	1:39.710
168	59.652	1:43.052
62	1:14.389	1:45.509
686	1:26.489	1:48.280

#### LAP 6 @ 18:27:17.362

NO	BEHIND	LAP TIME
115		1:30.471
155	1 Lap	1:52.403
52	23.026	1:35.538
15	26.812	1:35.336
961	27.510	1:35.613
818	31.573	1:35.770
661	32.180	1:35.915
212	32.966	1:36.135
169	34.459	1:36.161
151	38.968	1:37.788
64	42.372	1:38.434
191	46.597	1:38.754
321	46.793	1:38.769
45	54.980	1:40.668
511	55.698	1:38.197
779	57.573	1:40.302
29	58.918	1:40.728
33	59.332	1:40.114
74	1:00.590	1:40.813
168	1:12.987	1:43.806
62	1:29.968	1:46.050

#### LAP 7 @ 18:28:47.960

NO	BEHIND	LAP TIME
115		1:30.598
686	1 Lap	1:48.730
52	29.716	1:37.288
15	31.955	1:35.741
961	32.991	1:36.079
818	37.031	1:36.056
661	38.036	1:36.454
212	38.376	1:36.008
169	41.228	1:37.367
155	1 Lap	1:52.431
151	46.778	1:38.408
64	50.229	1:38.455
321	53.959	1:37.764
191	55.194	1:39.195
511	1:02.943	1:37.843
45	1:04.101	1:39.719
779	1:07.274	1:40.299
29	1:07.387	1:39.067
33	1:07.976	1:39.242
74	1:11.796	1:41.804
168	1:25.956	1:43.567
62	1:46.388	1:47.018

# BMCRC - MRO Championships 2022 - Rnd 5 @ Cadwell Park

## DART Motorsport MRO 600/GP2 inc Clubman 600

### RACE 18 - SECTOR ANALYSIS



SECTOR 1 = FL to I1, SECTOR 2 = I1 to FL, DIFF = Difference To Personal Best Lap, P = Crossed Finish Line in Pit Lane, D = Time Disallowed

P1 115 Eugene McMANUS		Kawasaki ZX6R -				
IDEAL LAP TIME : 1:30.448		BEST LAP TIME : 1:30.471		DIFFERENCE : 0.023		
LAP	SECTOR 1	SECTOR 2	LAP TIME	MPH	DIFF	TIME OF DAY
1 -		38.700	1:36.924	80.97	6.453	18:19:41.070
2 -	52.965	38.469	1:31.434	85.83	0.963	18:21:12.504
3 -	52.940	38.579	1:31.519	85.75	1.048	18:22:44.023
4 -	52.474	38.155	1:30.629 (3)	86.59	0.158	18:24:14.652
5 -	53.712	38.527	1:32.239	85.08	1.768	18:25:46.891
6 -	<b>52.452</b>	38.019	<b>1:30.471 (1)</b>	<b>86.74</b>		<b>18:27:17.362</b>
7 -	52.602	<b>37.996</b>	1:30.598 (2)	86.62	0.127	18:28:47.960

P2 52 Kam DIXON		Kawasaki ZX636 - Delicious Race Wear				
IDEAL LAP TIME : 1:34.299		BEST LAP TIME : 1:34.353		DIFFERENCE : 0.054		
LAP	SECTOR 1	SECTOR 2	LAP TIME	MPH	DIFF	TIME OF DAY
1 -		40.611	1:40.714	77.92	6.361	18:19:44.860
2 -	55.764	40.345	1:36.109	81.65	1.756	18:21:20.969
3 -	55.052	39.850	1:34.902 (3)	82.69	0.549	18:22:55.871
4 -	54.848	<b>39.505</b>	<b>1:34.353 (1)</b>	<b>83.17</b>		<b>18:24:30.224</b>
5 -	<b>54.794</b>	39.832	1:34.626 (2)	82.93	0.273	18:26:04.850
6 -	55.334	40.204	1:35.538	82.14	1.185	18:27:40.388
7 -	56.773	40.515	1:37.288	80.66	2.935	18:29:17.676

P3 961 Jack SIM		Kawasaki ZX6 R - Vanguard Motorsport, Platform Lift Engineers				
IDEAL LAP TIME : 1:35.469		BEST LAP TIME : 1:35.613		DIFFERENCE : 0.144		
LAP	SECTOR 1	SECTOR 2	LAP TIME	MPH	DIFF	TIME OF DAY
1 -		40.687	1:40.579	78.02	4.966	18:19:44.725
2 -	55.711	40.382	1:36.093	81.67	0.480	18:21:20.818
3 -	55.881	40.375	1:36.256	81.53	0.643	18:22:57.074
4 -	55.741	40.215	1:35.956 (2)	81.78	0.343	18:24:33.030
5 -	55.600	40.629	1:36.229	81.55	0.616	18:26:09.259
6 -	<b>55.485</b>	40.128	<b>1:35.613 (1)</b>	<b>82.08</b>		<b>18:27:44.872</b>
7 -	56.095	<b>39.984</b>	1:36.079 (3)	81.68	0.466	18:29:20.951

P4 818 Alex BARKER		Yamaha R6 - Barker Woodrow LTD & Foundry Tyres LTD				
IDEAL LAP TIME : 1:35.770		BEST LAP TIME : 1:35.770		DIFFERENCE : 0.000		
LAP	SECTOR 1	SECTOR 2	LAP TIME	MPH	DIFF	TIME OF DAY
1 -		41.161	1:42.504	76.56	6.734	18:19:46.650
2 -	56.077	40.785	1:36.862	81.02	1.092	18:21:23.512
3 -	55.799	40.871	1:36.670	81.18	0.900	18:23:00.182
4 -	55.890	40.816	1:36.706	81.15	0.936	18:24:36.888
5 -	55.620	40.657	1:36.277 (3)	81.51	0.507	18:26:13.165
6 -	<b>55.248</b>	<b>40.522</b>	<b>1:35.770 (1)</b>	<b>81.94</b>		<b>18:27:48.935</b>
7 -	55.277	40.779	1:36.056 (2)	81.70	0.286	18:29:24.991

P5 661 GP2 Cameron HARRIS		Triumph 675R - Harris / Tony Scott Motorsport				
IDEAL LAP TIME : 1:35.858		BEST LAP TIME : 1:35.915		DIFFERENCE : 0.057		
LAP	SECTOR 1	SECTOR 2	LAP TIME	MPH	DIFF	TIME OF DAY
1 -		41.020	1:42.744	76.38	6.829	18:19:46.890
2 -	56.129	40.958	1:37.087	80.83	1.172	18:21:23.977
3 -	55.934	40.693	1:36.627	81.22	0.712	18:23:00.604
4 -	55.765	41.231	1:36.996	80.91	1.081	18:24:37.600
5 -	55.425	<b>40.602</b>	1:36.027 (2)	81.72	0.112	18:26:13.627
6 -	<b>55.256</b>	40.659	<b>1:35.915 (1)</b>	<b>81.82</b>		<b>18:27:49.542</b>
7 -	55.488	40.966	1:36.454 (3)	81.36	0.539	18:29:25.996

# BMCRC - MRO Championships 2022 - Rnd 5 @ Cadwell Park

## DART Motorsport MRO 600/GP2 inc Clubman 600

### RACE 18 - SECTOR ANALYSIS



SECTOR 1 = FL to I1, SECTOR 2 = I1 to FL, DIFF = Difference To Personal Best Lap, P = Crossed Finish Line in Pit Lane, D = Time Disallowed

P6		212 C		Matt PALLETT		Yamaha R6 - BDA Chartered Architects	
IDEAL LAP TIME : 1:35.491		BEST LAP TIME : 1:35.620		DIFFERENCE : 0.129			
LAP	SECTOR 1	SECTOR 2	LAP TIME	MPH	DIFF	TIME OF DAY	
1 -		41.242	1:44.375	75.19	8.755	18:19:48.521	
2 -	55.590	41.254	1:36.844	81.03	1.224	18:21:25.365	
3 -	55.522	41.201	1:36.723	81.13	1.103	18:23:02.088	
4 -	55.590	40.895	1:36.485	81.33	0.865	18:24:38.573	
5 -	55.111	<b>40.509</b>	<b>1:35.620 (1)</b>	<b>82.07</b>		<b>18:26:14.193</b>	
6 -	55.105	41.030	1:36.135 (3)	81.63	0.515	18:27:50.328	
7 -	<b>54.982</b>	41.026	1:36.008 (2)	81.74	0.388	18:29:26.336	

P7		169		Gareth CUNNINGHAM		Yamaha R6 - Burnham cars ltd	
IDEAL LAP TIME : 1:35.984		BEST LAP TIME : 1:36.028		DIFFERENCE : 0.044			
LAP	SECTOR 1	SECTOR 2	LAP TIME	MPH	DIFF	TIME OF DAY	
1 -		41.261	1:43.888	75.54	7.860	18:19:48.034	
2 -	55.704	41.148	1:36.852	81.03	0.824	18:21:24.886	
3 -	55.629	40.871	1:36.500 (3)	81.32	0.472	18:23:01.386	
4 -	56.901	41.345	1:38.246	79.88	2.218	18:24:39.632	
5 -	55.479	<b>40.549</b>	<b>1:36.028 (1)</b>	<b>81.72</b>		<b>18:26:15.660</b>	
6 -	55.558	40.603	1:36.161 (2)	81.61	0.133	18:27:51.821	
7 -	<b>55.435</b>	41.932	1:37.367	80.60	1.339	18:29:29.188	

P8		15		Harrison CROSBY		Yamaha YZF - Mum & Dad	
IDEAL LAP TIME : 1:35.049		BEST LAP TIME : 1:35.336		DIFFERENCE : 0.287			
LAP	SECTOR 1	SECTOR 2	LAP TIME	MPH	DIFF	TIME OF DAY	
1 -		40.153	1:40.956	77.73	5.620	18:19:45.102	
2 -	56.166	40.056	1:36.222	81.56	0.886	18:21:21.324	
3 -	55.661	40.064	1:35.725 (3)	81.98	0.389	18:22:57.049	
4 -	<b>55.097</b>	40.995	1:36.092	81.67	0.756	18:24:33.141	
5 -	55.218	40.479	1:35.697 (2)	82.00	0.361	18:26:08.838	
6 -	55.149	40.187	<b>1:35.336 (1)</b>	<b>82.32</b>		<b>18:27:44.174</b>	
7 -	55.789	<b>39.952</b>	1:35.741	81.97	0.405	18:29:19.915	

P9		151		Chloe JONES		Yamaha R6 -	
IDEAL LAP TIME : 1:35.910		BEST LAP TIME : 1:36.057		DIFFERENCE : 0.147			
LAP	SECTOR 1	SECTOR 2	LAP TIME	MPH	DIFF	TIME OF DAY	
1 -		41.403	1:44.703	74.95	8.646	18:19:48.849	
2 -	<b>56.588</b>	41.036	1:37.624 (2)	80.39	1.567	18:21:26.473	
3 -	56.735	<b>39.322</b>	<b>1:36.057 (1)</b>	<b>81.70</b>		<b>18:23:02.530</b>	
4 -	56.734	41.132	1:37.866	80.19	1.809	18:24:40.396	
5 -	56.693	41.453	1:38.146	79.96	2.089	18:26:18.542	
6 -	56.655	41.133	1:37.788 (3)	80.25	1.731	18:27:56.330	
7 -	56.908	41.500	1:38.408	79.75	2.351	18:29:34.738	

P10		64 C		Stuart REECE		Kawasaki ZX-6R - Sheffield Precision	
IDEAL LAP TIME : 1:37.353		BEST LAP TIME : 1:37.699		DIFFERENCE : 0.346			
LAP	SECTOR 1	SECTOR 2	LAP TIME	MPH	DIFF	TIME OF DAY	
1 -		41.258	1:45.168	74.62	7.469	18:19:49.314	
2 -	<b>56.562</b>	41.137	<b>1:37.699 (1)</b>	<b>80.32</b>		<b>18:21:27.013</b>	
3 -	57.107	<b>40.791</b>	1:37.898 (3)	80.16	0.199	18:23:04.911	
4 -	57.003	40.840	1:37.843 (2)	80.21	0.144	18:24:42.754	
5 -	57.340	41.206	1:38.546	79.63	0.847	18:26:21.300	
6 -	57.100	41.334	1:38.434	79.72	0.735	18:27:59.734	
7 -	57.138	41.317	1:38.455	79.71	0.756	18:29:38.189	



# BMCRC - MRO Championships 2022 - Rnd 5 @ Cadwell Park

## DART Motorsport MRO 600/GP2 inc Clubman 600

### RACE 18 - SECTOR ANALYSIS



SECTOR 1 = FL to I1, SECTOR 2 = I1 to FL, DIFF = Difference To Personal Best Lap, P = Crossed Finish Line in Pit Lane, D = Time Disallowed

P11 321		Martin MORRIS		Kawasaki ZX6R - Morris Racing, Obsession Engineering			
IDEAL LAP TIME : 1:37.764		BEST LAP TIME : 1:37.764		DIFFERENCE : 0.000			
LAP	SECTOR 1	SECTOR 2	LAP TIME	MPH	DIFF	TIME OF DAY	
1 -		41.393	1:46.396	73.76	8.632	18:19:50.542	
2 -	56.915	42.239	1:39.154	79.15	1.390	18:21:29.696	
3 -	57.284	41.555	1:38.839	79.40	1.075	18:23:08.535	
4 -	57.130	41.595	1:38.725 (3)	79.49	0.961	18:24:47.260	
5 -	56.786	41.340	1:38.126 (2)	79.97	0.362	18:26:25.386	
6 -	57.161	41.608	1:38.769	79.45	1.005	18:28:04.155	
7 -	<b>56.784</b>	<b>40.980</b>	<b>1:37.764 (1)</b>	<b>80.27</b>		<b>18:29:41.919</b>	

P12 191		Daniel GOOD		Triumph STREET TRIPLE - QFF, KEP and Joblings of Whitley E			
IDEAL LAP TIME : 1:38.216		BEST LAP TIME : 1:38.270		DIFFERENCE : 0.054			
LAP	SECTOR 1	SECTOR 2	LAP TIME	MPH	DIFF	TIME OF DAY	
1 -		42.130	1:46.254	73.86	7.984	18:19:50.400	
2 -	<b>56.856</b>	42.274	1:39.130	79.16	0.860	18:21:29.530	
3 -	57.259	41.601	1:38.860	79.38	0.590	18:23:08.390	
4 -	57.092	41.453	1:38.545 (2)	79.63	0.275	18:24:46.935	
5 -	56.910	<b>41.360</b>	<b>1:38.270 (1)</b>	<b>79.86</b>		<b>18:26:25.205</b>	
6 -	57.158	41.596	1:38.754 (3)	79.47	0.484	18:28:03.959	
7 -	57.413	41.782	1:39.195	79.11	0.925	18:29:43.154	

P13 511 C		Ross CLARKE		Kawasaki ZX600RR - Ross clarke Farriery			
IDEAL LAP TIME : 1:37.517		BEST LAP TIME : 1:37.843		DIFFERENCE : 0.326			
LAP	SECTOR 1	SECTOR 2	LAP TIME	MPH	DIFF	TIME OF DAY	
1 -		42.466	1:48.603	72.26	10.760	18:19:52.749	
2 -	58.841	43.304	1:42.145	76.83	4.302	18:21:34.894	
3 -	59.137	41.846	1:40.983	77.71	3.140	18:23:15.877	
4 -	58.225	41.527	1:39.752	78.67	1.909	18:24:55.629	
5 -	57.613	41.621	1:39.234 (3)	79.08	1.391	18:26:34.863	
6 -	57.523	<b>40.674</b>	1:38.197 (2)	79.92	0.354	18:28:13.060	
7 -	<b>56.843</b>	41.000	<b>1:37.843 (1)</b>	<b>80.21</b>		<b>18:29:50.903</b>	

P14 45 C		Jake MARSH		Kawasaki ZX6R - Zipped Up Racing			
IDEAL LAP TIME : 1:39.406		BEST LAP TIME : 1:39.436		DIFFERENCE : 0.030			
LAP	SECTOR 1	SECTOR 2	LAP TIME	MPH	DIFF	TIME OF DAY	
1 -		41.769	1:47.744	72.83	8.308	18:19:51.890	
2 -	57.866	42.652	1:40.518	78.07	1.082	18:21:32.408	
3 -	<b>57.644</b>	41.792	<b>1:39.436 (1)</b>	<b>78.92</b>		<b>18:23:11.844</b>	
4 -	57.955	41.854	1:39.809 (3)	78.63	0.373	18:24:51.653	
5 -	57.863	42.158	1:40.021	78.46	0.585	18:26:31.674	
6 -	58.536	42.132	1:40.668	77.95	1.232	18:28:12.342	
7 -	57.957	<b>41.762</b>	1:39.719 (2)	78.70	0.283	18:29:52.061	

P15 779 C		Terry BRIAN		Yamaha R6 - Two Techs Renault Specialist			
IDEAL LAP TIME : 1:39.833		BEST LAP TIME : 1:39.833		DIFFERENCE : 0.000			
LAP	SECTOR 1	SECTOR 2	LAP TIME	MPH	DIFF	TIME OF DAY	
1 -		42.559	1:49.005	71.99	9.172	18:19:53.151	
2 -	58.806	42.358	1:41.164	77.57	1.331	18:21:34.315	
3 -	58.543	41.876	1:40.419	78.15	0.586	18:23:14.734	
4 -	58.159	41.907	1:40.066 (2)	78.42	0.233	18:24:54.800	
5 -	<b>58.032</b>	<b>41.801</b>	<b>1:39.833 (1)</b>	<b>78.61</b>		<b>18:26:34.633</b>	
6 -	58.154	42.148	1:40.302	78.24	0.469	18:28:14.935	
7 -	58.235	42.064	1:40.299 (3)	78.24	0.466	18:29:55.234	

# BMCRC - MRO Championships 2022 - Rnd 5 @ Cadwell Park

## DART Motorsport MRO 600/GP2 inc Clubman 600

### RACE 18 - SECTOR ANALYSIS



SECTOR 1 = FL to I1, SECTOR 2 = I1 to FL, DIFF = Difference To Personal Best Lap, P = Crossed Finish Line in Pit Lane, D = Time Disallowed

P16 29 C		Michael SHEPPHARD		Kawasaki ZX6R - RTR Performance, KRS Solutions			
IDEAL LAP TIME : 1:39.067		BEST LAP TIME : 1:39.067		DIFFERENCE : 0.000			
LAP	SECTOR 1	SECTOR 2	LAP TIME	MPH	DIFF	TIME OF DAY	
1 -		42.647	1:50.580	70.97	11.513	18:19:54.726	
2 -	57.995	42.672	1:40.667	77.96	1.600	18:21:35.393	
3 -	58.116	41.770	1:39.886 (2)	78.57	0.819	18:23:15.279	
4 -	58.180	41.707	1:39.887 (3)	78.56	0.820	18:24:55.166	
5 -	58.556	41.830	1:40.386	78.17	1.319	18:26:35.552	
6 -	58.259	42.469	1:40.728	77.91	1.661	18:28:16.280	
7 -	<b>57.528</b>	<b>41.539</b>	<b>1:39.067 (1)</b>	<b>79.21</b>		<b>18:29:55.347</b>	

P17 33 C		Aaren CARPENTER		Kawasaki ZX6R - Slugcrow Racing			
IDEAL LAP TIME : 1:39.242		BEST LAP TIME : 1:39.242		DIFFERENCE : 0.000			
LAP	SECTOR 1	SECTOR 2	LAP TIME	MPH	DIFF	TIME OF DAY	
1 -		42.724	1:49.426	71.71	10.184	18:19:53.572	
2 -	58.701	43.232	1:41.933	76.99	2.691	18:21:35.505	
3 -	58.701	42.159	1:40.860	77.81	1.618	18:23:16.365	
4 -	58.290	42.083	1:40.373	78.18	1.131	18:24:56.738	
5 -	57.833	42.009	1:39.842 (2)	78.60	0.600	18:26:36.580	
6 -	58.026	42.088	1:40.114 (3)	78.39	0.872	18:28:16.694	
7 -	<b>57.525</b>	<b>41.717</b>	<b>1:39.242 (1)</b>	<b>79.08</b>		<b>18:29:55.936</b>	

P18 74 C		Tom VAUGHAN		Yamaha R6 -			
IDEAL LAP TIME : 1:39.710		BEST LAP TIME : 1:39.710		DIFFERENCE : 0.000			
LAP	SECTOR 1	SECTOR 2	LAP TIME	MPH	DIFF	TIME OF DAY	
1 -		42.923	1:50.118	71.26	10.408	18:19:54.264	
2 -	58.841	42.693	1:41.534	77.29	1.824	18:21:35.798	
3 -	58.849	42.222	1:41.071	77.64	1.361	18:23:16.869	
4 -	58.274	42.286	1:40.560 (2)	78.04	0.850	18:24:57.429	
5 -	<b>57.784</b>	<b>41.926</b>	<b>1:39.710 (1)</b>	<b>78.70</b>		<b>18:26:37.139</b>	
6 -	58.400	42.413	1:40.813 (3)	77.84	1.103	18:28:17.952	
7 -	58.806	42.998	1:41.804	77.08	2.094	18:29:59.756	

P19 168 C		Aaron DALRYMPLE		Yamaha R6 - Team Blumpkin Racing			
IDEAL LAP TIME : 1:42.018		BEST LAP TIME : 1:42.018		DIFFERENCE : 0.000			
LAP	SECTOR 1	SECTOR 2	LAP TIME	MPH	DIFF	TIME OF DAY	
1 -		43.609	1:51.925	70.11	9.907	18:19:56.071	
2 -	59.182	43.336	1:42.518 (2)	76.55	0.500	18:21:38.589	
3 -	<b>58.834</b>	<b>43.184</b>	<b>1:42.018 (1)</b>	<b>76.92</b>		<b>18:23:20.607</b>	
4 -	59.229	43.655	1:42.884 (3)	76.28	0.866	18:25:03.491	
5 -	59.409	43.643	1:43.052	76.15	1.034	18:26:46.543	
6 -	59.429	44.377	1:43.806	75.60	1.788	18:28:30.349	
7 -	59.848	43.719	1:43.567	75.77	1.549	18:30:13.916	

P20 62 C		Oliver NUNN		Yamaha R6 - Intertechnic UK & STVL			
IDEAL LAP TIME : 1:45.180		BEST LAP TIME : 1:45.509		DIFFERENCE : 0.329			
LAP	SECTOR 1	SECTOR 2	LAP TIME	MPH	DIFF	TIME OF DAY	
1 -		<b>44.516</b>	1:53.763	68.98	8.254	18:19:57.909	
2 -	1:01.134	45.161	1:46.295	73.83	0.786	18:21:44.204	
3 -	1:00.958	45.072	1:46.030 (3)	74.01	0.521	18:23:30.234	
4 -	<b>1:00.664</b>	44.873	1:45.537 (2)	74.36	0.028	18:25:15.771	
5 -	1:00.790	44.719	<b>1:45.509 (1)</b>	<b>74.38</b>		<b>18:27:01.280</b>	
6 -	1:00.808	45.242	1:46.050	74.00	0.541	18:28:47.330	
7 -	1:01.429	45.589	1:47.018	73.33	1.509	18:30:34.348	

# BMCRC - MRO Championships 2022 - Rnd 5 @ Cadwell Park

## DART Motorsport MRO 600/GP2 inc Clubman 600

### RACE 18 - SECTOR ANALYSIS



SECTOR 1 = FL to I1, SECTOR 2 = I1 to FL, DIFF = Difference To Personal Best Lap, P = Crossed Finish Line in Pit Lane, D = Time Disallowed

<b>P21 686 C</b>		<b>Liam SPILLER</b>		Yamaha R6 - LD Renovate Ltd			
IDEAL LAP TIME : 1:47.557		BEST LAP TIME : 1:47.777		DIFFERENCE : 0.220			
LAP	SECTOR 1	SECTOR 2	LAP TIME	MPH	DIFF	TIME OF DAY	
1 -		45.191	1:55.694	67.83	7.917	18:19:59.840	
2 -	<b>1:02.545</b>	45.232	<b>1:47.777 (1)</b>	<b>72.81</b>		<b>18:21:47.617</b>	
3 -	1:03.454	<b>45.012</b>	1:48.466 (3)	72.35	0.689	18:23:36.083	
4 -	1:03.719	45.298	1:49.017	71.98	1.240	18:25:25.100	
5 -	1:03.218	45.062	1:48.280 (2)	72.47	0.503	18:27:13.380	
6 -	1:03.231	45.499	1:48.730	72.17	0.953	18:29:02.110	

<b>P22 155</b>		<b>Eliot SMITH</b>		Honda CBR600RR - Pro-Moto Europe Ltd			
IDEAL LAP TIME : 1:52.201		BEST LAP TIME : 1:52.403		DIFFERENCE : 0.202			
LAP	SECTOR 1	SECTOR 2	LAP TIME	MPH	DIFF	TIME OF DAY	
1 -		<b>47.513</b>	1:59.832	65.49	7.429	18:20:03.978	
2 -	1:05.191	48.202	1:53.393 (3)	69.21	0.990	18:21:57.371	
3 -	1:06.755	48.067	1:54.822	68.34	2.419	18:23:52.193	
4 -	1:06.241	47.997	1:54.238	68.69	1.835	18:25:46.431	
5 -	1:04.829	47.574	<b>1:52.403 (1)</b>	<b>69.82</b>		<b>18:27:38.834</b>	
6 -	<b>1:04.688</b>	47.743	1:52.431 (2)	69.80	0.028	18:29:31.265	

<b>P23 30 C</b>		<b>Owen MELLOR</b>		Kawaski ZX-6 - BDS Motorcycles			
IDEAL LAP TIME : 1:36.481		BEST LAP TIME : 1:36.481		DIFFERENCE : 0.000			
LAP	SECTOR 1	SECTOR 2	LAP TIME	MPH	DIFF	TIME OF DAY	
1 -		40.925	1:43.412	75.89	6.931	18:19:47.558	
2 -	55.962	41.025	1:36.987 (2)	80.91	0.506	18:21:24.545	
3 -	<b>55.752</b>	<b>40.729</b>	<b>1:36.481 (1)</b>	<b>81.34</b>		<b>18:23:01.026</b>	

# BMCRC - MRO Championships 2022 - Rnd 5 @ Cadwell Park

## DART Motorsport MRO 600/GP2 inc Clubman 600

### RACE 18 - BEST SECTORS

SECTOR 1			SECTOR 2			IDEAL / BEST COMPARISON						
POS	NO	NAME	TIME	NO	NAME	TIME	POS	NO	NAME	IDEAL	BEST	DIFF
									<b>PERFECT LAP</b>	<b>1:30.448</b>		
1	115	McMANUS	<b>52.452</b>	115	McMANUS	<b>37.996</b>	1	115	McMANUS	1:30.448	1:30.471	<b>0.023</b>
2	52	DIXON	<b>54.794</b>	151	JONES	<b>39.322</b>	2	52	DIXON	1:34.299	1:34.353	<b>0.054</b>
3	212	PALLET	<b>54.982</b>	52	DIXON	<b>39.505</b>	3	15	CROSBY	1:35.049	1:35.336	<b>0.287</b>
4	15	CROSBY	<b>55.097</b>	15	CROSBY	<b>39.952</b>	4	961	SIM	1:35.469	1:35.613	<b>0.144</b>
5	818	BARKER	<b>55.248</b>	961	SIM	<b>39.984</b>	5	212	PALLET	1:35.491	1:35.620	<b>0.129</b>
6	661	HARRIS	<b>55.256</b>	212	PALLET	<b>40.509</b>	6	818	BARKER	1:35.770	1:35.770	<b>0.000</b>
7	169	CUNNINGHAM	<b>55.435</b>	818	BARKER	<b>40.522</b>	7	661	HARRIS	1:35.858	1:35.915	<b>0.057</b>
8	961	SIM	<b>55.485</b>	169	CUNNINGHAM	<b>40.549</b>	8	151	JONES	1:35.910	1:36.057	<b>0.147</b>
9	30	MELLOR	<b>55.752</b>	661	HARRIS	<b>40.602</b>	9	169	CUNNINGHAM	1:35.984	1:36.028	<b>0.044</b>
10	64	REECE	<b>56.562</b>	511	CLARKE	<b>40.674</b>	10	30	MELLOR	1:36.481	1:36.481	<b>0.000</b>
11	151	JONES	<b>56.588</b>	30	MELLOR	<b>40.729</b>	11	64	REECE	1:37.353	1:37.699	<b>0.346</b>
12	321	MORRIS	<b>56.784</b>	64	REECE	<b>40.791</b>	12	511	CLARKE	1:37.517	1:37.843	<b>0.326</b>
13	511	CLARKE	<b>56.843</b>	321	MORRIS	<b>40.980</b>	13	321	MORRIS	1:37.764	1:37.764	<b>0.000</b>
14	191	GOOD	<b>56.856</b>	191	GOOD	<b>41.360</b>	14	191	GOOD	1:38.216	1:38.270	<b>0.054</b>
15	33	CARPENTER	<b>57.525</b>	29	SHEPPHARD	<b>41.539</b>	15	29	SHEPPHARD	1:39.067	1:39.067	<b>0.000</b>
16	29	SHEPPHARD	<b>57.528</b>	33	CARPENTER	<b>41.717</b>	16	33	CARPENTER	1:39.242	1:39.242	<b>0.000</b>
17	45	MARSH	<b>57.644</b>	45	MARSH	<b>41.762</b>	17	45	MARSH	1:39.406	1:39.436	<b>0.030</b>
18	74	VAUGHAN	<b>57.784</b>	779	BRIAN	<b>41.801</b>	18	74	VAUGHAN	1:39.710	1:39.710	<b>0.000</b>
19	779	BRIAN	<b>58.032</b>	74	VAUGHAN	<b>41.926</b>	19	779	BRIAN	1:39.833	1:39.833	<b>0.000</b>
20	168	DALRYMPLE	<b>58.834</b>	168	DALRYMPLE	<b>43.184</b>	20	168	DALRYMPLE	1:42.018	1:42.018	<b>0.000</b>
21	62	NUNN	<b>1:00.664</b>	62	NUNN	<b>44.516</b>	21	62	NUNN	1:45.180	1:45.509	<b>0.329</b>
22	686	SPILLER	<b>1:02.545</b>	686	SPILLER	<b>45.012</b>	22	686	SPILLER	1:47.557	1:47.777	<b>0.220</b>
23	155	SMITH	<b>1:04.688</b>	155	SMITH	<b>47.513</b>	23	155	SMITH	1:52.201	1:52.403	<b>0.202</b>

# BMCRC - MRO Championships 2022 - Rnd 5 @ Cadwell Park

## DART Motorsport MRO 600/GP2 inc Clubman 600

### RACE 18 - STATISTICS

<b>Competitors Started</b>	23
<b>Planned Start</b>	2022-06-25 @ 17:58:00.000
<b>Actual Start</b>	2022-06-25 @ 18:18:04.145
<b>Finish Time</b>	2022-06-25 @ 18:28:47.959
<b>Track Length</b>	2.1800mi.
<b>Total Laps</b>	155
<b>Total Distance Covered</b>	337.9028mi.

#### Session Fastest Lap History

NO	CL	NAME	LAP TIME	TIME OF DAY	LAP	VEHICLE
115		Eugene McMANUS	<b>1:31.434</b>	18:21:12.536	2	Kawasaki ZX6R
115		Eugene McMANUS	<b>1:30.629</b>	18:24:14.683	4	Kawasaki ZX6R
115		Eugene McMANUS	<b>1:30.471</b>	18:27:17.394	6	Kawasaki ZX6R

#### Session Leader History

NO	CL	NAME	FROM LAP	LAPS LED	DISTANCE	VEHICLE
115		Eugene McMANUS	1	7	15.26 miles	Kawasaki ZX6R

#### Flag History

TYPE	TIME OF DAY
GREEN	18:18:04.145
FINISH	18:28:47.959

#### Flag Statistics

TYPE	COUNT	TOTAL LAPS	TOTAL TIME
Green	1	7	12:36.016
Red	0	0	0.000
Safety Car	0	0	0.000
FCY	0	0	0.000

# BMCRC - MRO Championships 2022 - Rnd 5 @ Cadwell Park

## DART Motorsport MRO 600/GP2 inc Clubman 600

### RACE 18 - STATISTICS

**CLASS :**

10 Starters

#### Fastest Lap History

NO	NAME	LAP TIME	TIME OF DAY	LAP	VEHICLE
115	Eugene McMANUS	1:31.434	18:21:12.536	2	Kawasaki ZX6R
115	Eugene McMANUS	1:30.629	18:24:14.683	4	Kawasaki ZX6R
115	Eugene McMANUS	1:30.471	18:27:17.394	6	Kawasaki ZX6R

#### Leader History

NO	NAME	FROM LAP	LAPS LED	DISTANCE	VEHICLE
115	Eugene McMANUS	1	7	15.26 miles	Kawasaki ZX6R

# BMCRC - MRO Championships 2022 - Rnd 5 @ Cadwell Park

## DART Motorsport MRO 600/GP2 inc Clubman 600

### RACE 18 - STATISTICS

CLASS : C

12 Starters

#### Fastest Lap History

NO	NAME	LAP TIME	TIME OF DAY	LAP	VEHICLE
30	Owen MELLOR	<b>1:36.987</b>	18:21:24.579	2	Kawaski ZX-6
212	Matt PALLETT	<b>1:36.844</b>	18:21:25.389	2	Yamaha R6
30	Owen MELLOR	<b>1:36.481</b>	18:23:01.061	3	Kawaski ZX-6
212	Matt PALLETT	<b>1:35.620</b>	18:26:14.217	5	Yamaha R6

#### Leader History

NO	NAME	FROM LAP	LAPS LED	DISTANCE	VEHICLE
30	Owen MELLOR	1	3	6.54 miles	Kawaski ZX-6
212	Matt PALLETT	4	4	8.72 miles	Yamaha R6

# BMCRC - MRO Championships 2022 - Rnd 5 @ Cadwell Park

## DART Motorsport MRO 600/GP2 inc Clubman 600

### RACE 18 - STATISTICS

CLASS : GP2

1 Starters

#### Fastest Lap History

NO	NAME	LAP TIME	TIME OF DAY	LAP	VEHICLE
661	Cameron HARRIS	1:37.087	18:21:23.986	2	Triumph 675R
661	Cameron HARRIS	1:36.627	18:23:00.612	3	Triumph 675R
661	Cameron HARRIS	1:36.027	18:26:13.635	5	Triumph 675R
661	Cameron HARRIS	1:35.915	18:27:49.550	6	Triumph 675R

#### Leader History

NO	NAME	FROM LAP	LAPS LED	DISTANCE	VEHICLE
661	Cameron HARRIS	1	7	15.26 miles	Triumph 675R



BMCRC - MRO Championships 2022 - Rnd 5 @ Cadwell Park



DART Motorsport MRO 600/GP2 inc Clubman 600

RACE 9 - GRID (9 Laps)

ROW 9	25	28	David SPENCER										
ROW 8		22	686	Liam SPILLER	1:47.777	23	155	Eliot SMITH	1:52.403	24	114	Dean HOLLAND	
ROW 7	19	779	Terry BRIAN	1:39.833	20	168	Aaron DALRYMPLE	1:42.018	21	62	Oliver NUNN	1:45.509	
ROW 6		16	33	Aaren CARPENTER	1:39.242	17	45	Jake MARSH	1:39.436	18	74	Tom VAUGHAN	1:39.710
ROW 5	13	511	Ross CLARKE	1:37.843	14	191	Daniel GOOD	1:38.270	15	29	Michael SHEPPHARD	1:39.067	
ROW 4		10	30	Owen MELLOR	1:36.481	11	64	Stuart REECE	1:37.699	12	321	Martin MORRIS	1:37.764
ROW 3	7	661	Cameron HARRIS	1:35.915	8	169	Gareth CUNNINGHAM	1:36.028	9	151	Chloe JONES	1:36.057	
ROW 2		4	961	Jack SIM	1:35.613	5	212	Matt PALLETT	1:35.620	6	818	Alex BARKER	1:35.770
ROW 1	1	115	Eugene McMANUS	1:30.471	2	52	Kam DIXON	1:34.353	3	15	Harrison CROSBY	1:35.336	
				<b>Pole</b>									

Cadwell Park: 2.1800 miles

These results are provisional until the conclusion of any judicial and technical matters.

Clerk Of Course :	Stewards :	Timekeeper : Sarah Evans
-------------------	------------	--------------------------

Results can be found at [www.tsl-timing.com](http://www.tsl-timing.com)

Printed - 18:35 Saturday, 25 June 2022



# BMCRC - MRO Championships 2022 - Rnd 5 @ Cadwell Park



## DART Motorsport MRO 600/GP2 inc Clubman 600

### RACE 9 - CLASSIFICATION

POS	NO	CL	PIC NAME	ENTRY	LAPS	TIME	GAP	DIFF	MPH	BEST	ON
1	15		1 Harrison CROSBY	Yamaha YZF - Mum & Dad	8	12:43.910			82.18	1:34.252	7
2	52		2 Kam DIXON	Kawasaki ZX636 - Delicious Race Wear	8	12:46.091	2.181	2.181	81.95	1:33.985	4
3	818		3 Alex BARKER	Yamaha R6 - Barker Woodrow LTD & Foundry Tyre	8	12:53.468	9.558	7.377	81.17	1:35.322	8
4	661	GP2	1 Cameron HARRIS	Triumph 675R - Harris / Tony Scott Motorsport	8	12:54.217	10.307	0.749	81.09	1:35.609	8
5	961		4 Jack SIM	Kawasaki ZX6 R - Vanguard Motorsport, Platform L	8	12:54.624	10.714	0.407	81.05	1:35.593	7
6	30	C	1 Owen MELLOR	Kawaski ZX-6 - BDS Motorcycles	8	12:54.841	10.931	0.217	81.02	1:35.575	7
7	212	C	2 Matt PALLETT	Yamaha R6 - BDA Chartered Architects	8	12:57.457	13.547	2.616	80.75	1:35.974	5
8	169		5 Gareth CUNNINGHAM	Yamaha R6 - Burnham cars ltd	8	12:57.626	13.716	0.169	80.73	1:35.816	6
9	151		6 Chloe JONES	Yamaha R6 -	8	12:57.998	14.088	0.372	80.70	1:35.731	6
10	321		7 Martin MORRIS	Kawasaki ZX6R - Morris Racing, Obsession Engine	8	13:05.766	21.856	7.768	79.90	1:36.324	6
11	64	C	3 Stuart REECE	Kawasaki ZX-6R - Sheffield Precision	8	13:18.402	34.492	12.636	78.63	1:38.483	2
12	511	C	4 Ross CLARKE	Kawasaki ZX600RR - Ross clarke Farriery	8	13:18.513	34.603	0.111	78.62	1:38.074	5
13	779	C	5 Terry BRIAN	Yamaha R6 - Two Techs Renault Specialist	8	13:26.292	42.382	7.779	77.86	1:39.203	2
14	33	C	6 Aaren CARPENTER	Kawasaki ZX6R - Slugcrow Racing	8	13:26.688	42.778	0.396	77.82	1:39.199	8
15	45	C	7 Jake MARSH	Kawasaki ZX6R - Zipped Up Racing	8	13:34.032	50.122	7.344	77.12	1:39.229	3
16	74	C	8 Tom VAUGHAN	Yamaha R6 -	8	13:34.794	50.884	0.762	77.05	1:40.001	2
17	168	C	9 Aaron DALRYMPLE	Yamaha R6 - Team Blumpkin Racing	8	13:43.029	59.119	8.235	76.28	1:40.571	2
18	114	C	10 Dean HOLLAND	Kawasaki ZX6R - Sambucas forest hall/ merlin side	8	13:43.331	59.421	0.302	76.25	1:41.213	5
19	62	C	11 Oliver NUNN	Yamaha R6 - Intertechnic UK & STVL	8	14:15.998	1:32.088	32.667	73.34	1:45.107	3
20	686	C	12 Liam SPILLER	Yamaha R6 - LD Renovate Ltd	8	14:25.974	1:42.064	9.976	72.50	1:46.200	2

NOT CLASSIFIED

DNF	28		David SPENCER	Suzuki GSXR 600 -	3	5:24.359	5 Laps	5 Laps	72.58	1:44.560	3
-----	----	--	---------------	-------------------	---	----------	--------	--------	-------	----------	---

FASTEST LAP

	52		Kam DIXON	Kawasaki ZX636 - Delicious Race Wear	4	1:33.985			83.50 mph	134.38 kph	
	30	C	Owen MELLOR	Kawaski ZX-6 - BDS Motorcycles	7	1:35.575			82.11 mph	132.15 kph	
	661	GP2	Cameron HARRIS	Triumph 675R - Harris / Tony Scott Motorsport	8	1:35.609			82.08 mph	132.10 kph	

Class - 92.5% of Race Speed = 76.01 mph  
 Class GP2 - 92.5% of Race Speed = 75.00 mph  
 Class C - 92.5% of Race Speed = 74.94 mph

Race Distance: 8 Laps / 17.44 miles

Cadwell Park: 2.1800 miles

Weather / Track : Sunny / Dry

These results are provisional until the conclusion of any judicial and technical matters.

Date: 26/06/2022 Start: 12:47 Finish: 13:00

Clerk Of Course :	Stewards :	Timekeeper : Sarah Evans
-------------------	------------	--------------------------

Results can be found at [www.tsl-timing.com](http://www.tsl-timing.com)

Printed - 13:02 Sunday, 26 June 2022



# BMCRC - MRO Championships 2022 - Rnd 5 @ Cadwell Park

## DART Motorsport MRO 600/GP2 inc Clubman 600

### RACE 9 - LAP CHART

#### LAP 1 @ 12:49:03.027

NO	BEHIND	LAP TIME
961		1:41.173
15	0.026	1:41.199
52	0.503	1:41.676
818	1.510	1:42.683
661	1.691	1:42.864
30	2.067	1:43.240
212	2.307	1:43.480
151	2.675	1:43.848
169	2.886	1:44.059
64	4.150	1:45.323
511	6.520	1:47.693
321	6.550	1:47.723
779	7.121	1:48.294
33	7.771	1:48.944
74	8.419	1:49.592
168	9.224	1:50.397
45	9.870	1:51.043
114	10.368	1:51.541
62	12.463	1:53.636
28	12.880	1:54.053
686	14.110	1:55.283

#### LAP 2 @ 12:50:37.849

NO	BEHIND	LAP TIME
15		1:34.796
52	0.679	1:34.998
961	1.549	1:36.371
818	2.328	1:35.640
661	3.025	1:36.156
30	3.406	1:36.161
212	4.112	1:36.627
169	4.202	1:36.138
151	4.516	1:36.663
64	7.811	1:38.483
321	8.586	1:36.858
511	11.029	1:39.331
779	11.502	1:39.203
33	12.363	1:39.414
74	13.598	1:40.001
168	14.973	1:40.571
45	15.458	1:40.410
114	17.609	1:42.063
62	23.566	1:45.925
28	23.804	1:45.746
686	25.488	1:46.200

#### LAP 3 @ 12:52:12.832

NO	BEHIND	LAP TIME
52		1:34.304
15	0.220	1:35.203
961	2.651	1:36.085
818	3.193	1:35.848
661	3.867	1:35.825
30	4.299	1:35.876
212	5.199	1:36.070
169	5.311	1:36.092
151	5.568	1:36.035
321	11.728	1:38.125
64	11.784	1:38.956
511	15.148	1:39.102
779	16.169	1:39.650
33	17.270	1:39.890

74	18.710	1:40.095
45	19.704	1:39.229
168	21.767	1:41.777
114	23.986	1:41.360
28	33.381	1:44.560
62	33.690	1:45.107
686	36.710	1:46.205

#### LAP 4 @ 12:53:46.817

NO	BEHIND	LAP TIME
52		1:33.985
15	0.607	1:34.372
961	4.559	1:35.893
818	5.023	1:35.815
661	5.719	1:35.837
30	6.087	1:35.773
212	7.198	1:35.984
169	7.400	1:36.074
151	7.707	1:36.124
321	14.074	1:36.331
64	17.721	1:39.922
511	19.614	1:38.451
779	21.726	1:39.542
33	22.513	1:39.228
74	25.564	1:40.839
45	26.041	1:40.322
168	29.730	1:41.948
114	31.442	1:41.441
62	47.715	1:48.010
686	51.072	1:48.347

#### LAP 5 @ 12:55:21.990

NO	BEHIND	LAP TIME
52		1:35.173
15	0.135	1:34.701
961	6.138	1:36.752
818	6.416	1:36.566
661	6.686	1:36.140
30	7.174	1:36.260
212	7.999	1:35.974
169	8.383	1:36.156
151	8.817	1:36.283
321	15.459	1:36.558
64	21.965	1:39.417
511	22.515	1:38.074
779	26.669	1:40.116
33	27.043	1:39.703
74	31.924	1:41.533
45	32.018	1:41.150
168	36.347	1:41.790
114	37.482	1:41.213
62	58.944	1:46.402
686	1:03.258	1:47.359

#### LAP 6 @ 12:56:56.622

NO	BEHIND	LAP TIME
15		1:34.497
52	0.319	1:34.951
818	7.747	1:35.963
961	7.995	1:36.489
661	8.124	1:36.070
30	8.612	1:36.070
212	9.505	1:36.138
169	9.567	1:35.816

151	9.916	1:35.731
321	17.151	1:36.324
64	25.996	1:38.663
511	26.292	1:38.409
779	31.780	1:39.743
33	33.248	1:40.837
74	38.374	1:41.082
45	38.793	1:41.407
168	43.705	1:41.990
114	44.243	1:41.393
62	1:10.084	1:45.772
686	1:16.549	1:47.923

#### LAP 7 @ 12:58:30.874

NO	BEHIND	LAP TIME
15		1:34.252
52	0.669	1:34.602
818	9.126	1:35.631
961	9.336	1:35.593
661	9.588	1:35.716
30	9.935	1:35.575
212	11.465	1:36.212
169	11.697	1:36.382
151	11.894	1:36.230
321	19.282	1:36.383
64	30.355	1:38.611
511	30.624	1:38.584
779	37.355	1:39.827
33	38.469	1:39.473
74	44.891	1:40.769
45	45.280	1:40.739
168	51.351	1:41.898
114	51.815	1:41.824
62	1:21.724	1:45.892
686	1:29.217	1:46.920

#### LAP 8 @ 13:00:05.764

NO	BEHIND	LAP TIME
15		1:34.890
52	2.181	1:36.402
818	9.558	1:35.322
661	10.307	1:35.609
961	10.714	1:36.268
30	10.931	1:35.886
212	13.547	1:36.972
169	13.716	1:36.909
151	14.088	1:37.084
321	21.856	1:37.464
64	34.492	1:39.027
511	34.603	1:38.869
779	42.382	1:39.917
33	42.778	1:39.199
45	50.122	1:39.732
74	50.884	1:40.883
168	59.119	1:42.658
114	59.421	1:42.496
62	1:32.088	1:45.254
686	1:42.064	1:47.737

# BMCRC - MRO Championships 2022 - Rnd 5 @ Cadwell Park

## DART Motorsport MRO 600/GP2 inc Clubman 600

### RACE 9 - SECTOR ANALYSIS



SECTOR 1 = FL to I1, SECTOR 2 = I1 to FL, DIFF = Difference To Personal Best Lap, P = Crossed Finish Line in Pit Lane, D = Time Disallowed

P1 15		Harrison CROSBY		Yamaha YZF - Mum & Dad			
IDEAL LAP TIME : 1:34.162		BEST LAP TIME : 1:34.252		DIFFERENCE : 0.090			
LAP	SECTOR 1	SECTOR 2	LAP TIME	MPH	DIFF	TIME OF DAY	
1 -		40.080	1:41.199	77.55	6.947	12:49:03.053	
2 -	<b>54.605</b>	40.191	1:34.796	82.78	0.544	12:50:37.849	
3 -	55.099	40.104	1:35.203	82.43	0.951	12:52:13.052	
4 -	54.742	39.630	1:34.372 (2)	83.16	0.120	12:53:47.424	
5 -	55.077	39.624	1:34.701	82.87	0.449	12:55:22.125	
6 -	54.679	39.818	1:34.497 (3)	83.05	0.245	12:56:56.622	
7 -	54.695	<b>39.557</b>	<b>1:34.252 (1)</b>	<b>83.26</b>		<b>12:58:30.874</b>	
8 -	54.994	39.896	1:34.890	82.70	0.638	13:00:05.764	

P2 52		Kam DIXON		Kawasaki ZX636 - Delicious Race Wear			
IDEAL LAP TIME : 1:33.985		BEST LAP TIME : 1:33.985		DIFFERENCE : 0.000			
LAP	SECTOR 1	SECTOR 2	LAP TIME	MPH	DIFF	TIME OF DAY	
1 -		40.307	1:41.676	77.18	7.691	12:49:03.530	
2 -	55.057	39.941	1:34.998	82.61	1.013	12:50:38.528	
3 -	54.623	39.681	1:34.304 (2)	83.22	0.319	12:52:12.832	
4 -	<b>54.573</b>	<b>39.412</b>	<b>1:33.985 (1)</b>	<b>83.50</b>		<b>12:53:46.817</b>	
5 -	55.530	39.643	1:35.173	82.46	1.188	12:55:21.990	
6 -	55.088	39.863	1:34.951	82.65	0.966	12:56:56.941	
7 -	55.112	39.490	1:34.602 (3)	82.95	0.617	12:58:31.543	
8 -	55.671	40.731	1:36.402	81.40	2.417	13:00:07.945	

P3 818		Alex BARKER		Yamaha R6 - Barker Woodrow LTD & Foundry Tyres LTD			
IDEAL LAP TIME : 1:35.224		BEST LAP TIME : 1:35.322		DIFFERENCE : 0.098			
LAP	SECTOR 1	SECTOR 2	LAP TIME	MPH	DIFF	TIME OF DAY	
1 -		40.832	1:42.683	76.42	7.361	12:49:04.537	
2 -	55.181	40.459	1:35.640 (3)	82.05	0.318	12:50:40.177	
3 -	55.243	40.605	1:35.848	81.88	0.526	12:52:16.025	
4 -	55.610	<b>40.205</b>	1:35.815	81.90	0.493	12:53:51.840	
5 -	56.289	40.277	1:36.566	81.27	1.244	12:55:28.406	
6 -	55.540	40.423	1:35.963	81.78	0.641	12:57:04.369	
7 -	55.186	40.445	1:35.631 (2)	82.06	0.309	12:58:40.000	
8 -	<b>55.019</b>	40.303	<b>1:35.322 (1)</b>	<b>82.33</b>		<b>13:00:15.322</b>	

P4 661 GP2		Cameron HARRIS		Triumph 675R - Harris / Tony Scott Motorsport			
IDEAL LAP TIME : 1:35.144		BEST LAP TIME : 1:35.609		DIFFERENCE : 0.465			
LAP	SECTOR 1	SECTOR 2	LAP TIME	MPH	DIFF	TIME OF DAY	
1 -		40.850	1:42.864	76.29	7.255	12:49:04.718	
2 -	55.579	40.577	1:36.156	81.61	0.547	12:50:40.874	
3 -	<b>54.988</b>	40.837	1:35.825 (3)	81.89	0.216	12:52:16.699	
4 -	55.232	40.605	1:35.837	81.88	0.228	12:53:52.536	
5 -	55.716	40.424	1:36.140	81.63	0.531	12:55:28.676	
6 -	55.914	<b>40.156</b>	1:36.070	81.69	0.461	12:57:04.746	
7 -	55.407	40.309	1:35.716 (2)	81.99	0.107	12:58:40.462	
8 -	55.116	40.493	<b>1:35.609 (1)</b>	<b>82.08</b>		<b>13:00:16.071</b>	

P5 961		Jack SIM		Kawasaki ZX6 R - Vanguard Motorsport, Platform Lift Engineers			
IDEAL LAP TIME : 1:35.485		BEST LAP TIME : 1:35.593		DIFFERENCE : 0.108			
LAP	SECTOR 1	SECTOR 2	LAP TIME	MPH	DIFF	TIME OF DAY	
1 -		40.330	1:41.173	77.57	5.580	12:49:03.027	
2 -	55.977	40.394	1:36.371	81.43	0.778	12:50:39.398	
3 -	55.645	40.440	1:36.085 (3)	81.67	0.492	12:52:15.483	
4 -	55.731	<b>40.162</b>	1:35.893 (2)	81.84	0.300	12:53:51.376	
5 -	56.222	40.530	1:36.752	81.11	1.159	12:55:28.128	
6 -	56.107	40.382	1:36.489	81.33	0.896	12:57:04.617	
7 -	<b>55.323</b>	40.270	<b>1:35.593 (1)</b>	<b>82.09</b>		<b>12:58:40.210</b>	
8 -	55.624	40.644	1:36.268	81.52	0.675	13:00:16.478	

# BMCRC - MRO Championships 2022 - Rnd 5 @ Cadwell Park

## DART Motorsport MRO 600/GP2 inc Clubman 600

### RACE 9 - SECTOR ANALYSIS



SECTOR 1 = FL to I1, SECTOR 2 = I1 to FL, DIFF = Difference To Personal Best Lap, P = Crossed Finish Line in Pit Lane, D = Time Disallowed

P6 30 C		Owen MELLOR		Kawaski ZX-6 - BDS Motorcycles			
IDEAL LAP TIME : 1:35.421		BEST LAP TIME : 1:35.575		DIFFERENCE : 0.154			
LAP	SECTOR 1	SECTOR 2	LAP TIME	MPH	DIFF	TIME OF DAY	
1 -		40.670	1:43.240	76.01	7.665	12:49:05.094	
2 -	55.501	40.660	1:36.161	81.61	0.586	12:50:41.255	
3 -	<b>55.070</b>	40.806	1:35.876 (3)	81.85	0.301	12:52:17.131	
4 -	55.248	40.525	1:35.773 (2)	81.94	0.198	12:53:52.904	
5 -	55.568	40.692	1:36.260	81.52	0.685	12:55:29.164	
6 -	55.715	40.355	1:36.070	81.69	0.495	12:57:05.234	
7 -	55.224	<b>40.351</b>	<b>1:35.575 (1)</b>	<b>82.11</b>		<b>12:58:40.809</b>	
8 -	55.366	40.520	1:35.886	81.84	0.311	13:00:16.695	

P7 212 C		Matt PALLETT		Yamaha R6 - BDA Chartered Architects			
IDEAL LAP TIME : 1:35.339		BEST LAP TIME : 1:35.974		DIFFERENCE : 0.635			
LAP	SECTOR 1	SECTOR 2	LAP TIME	MPH	DIFF	TIME OF DAY	
1 -		40.658	1:43.480	75.84	7.506	12:49:05.334	
2 -	55.633	40.994	1:36.627	81.22	0.653	12:50:41.961	
3 -	<b>54.934</b>	41.136	1:36.070 (3)	81.69	0.096	12:52:18.031	
4 -	55.375	40.609	1:35.984 (2)	81.76	0.010	12:53:54.015	
5 -	55.569	<b>40.405</b>	<b>1:35.974 (1)</b>	<b>81.77</b>		<b>12:55:29.989</b>	
6 -	55.247	40.891	1:36.138	81.63	0.164	12:57:06.127	
7 -	54.985	41.227	1:36.212	81.57	0.238	12:58:42.339	
8 -	55.570	41.402	1:36.972	80.93	0.998	13:00:19.311	

P8 169		Gareth CUNNINGHAM		Yamaha R6 - Burnham cars ltd			
IDEAL LAP TIME : 1:35.642		BEST LAP TIME : 1:35.816		DIFFERENCE : 0.174			
LAP	SECTOR 1	SECTOR 2	LAP TIME	MPH	DIFF	TIME OF DAY	
1 -		40.806	1:44.059	75.41	8.243	12:49:05.913	
2 -	55.331	40.807	1:36.138	81.63	0.322	12:50:42.051	
3 -	<b>55.199</b>	40.893	1:36.092 (3)	81.67	0.276	12:52:18.143	
4 -	55.562	40.512	1:36.074 (2)	81.68	0.258	12:53:54.217	
5 -	55.594	40.562	1:36.156	81.61	0.340	12:55:30.373	
6 -	55.373	<b>40.443</b>	<b>1:35.816 (1)</b>	<b>81.90</b>		<b>12:57:06.189</b>	
7 -	55.327	41.055	1:36.382	81.42	0.566	12:58:42.571	
8 -	55.560	41.349	1:36.909	80.98	1.093	13:00:19.480	

P9 151		Chloe JONES		Yamaha R6 -			
IDEAL LAP TIME : 1:35.731		BEST LAP TIME : 1:35.731		DIFFERENCE : 0.000			
LAP	SECTOR 1	SECTOR 2	LAP TIME	MPH	DIFF	TIME OF DAY	
1 -		40.703	1:43.848	75.57	8.117	12:49:05.702	
2 -	56.015	40.648	1:36.663	81.18	0.932	12:50:42.365	
3 -	55.555	40.480	1:36.035 (2)	81.72	0.304	12:52:18.400	
4 -	55.786	40.338	1:36.124 (3)	81.64	0.393	12:53:54.524	
5 -	55.833	40.450	1:36.283	81.51	0.552	12:55:30.807	
6 -	<b>55.526</b>	<b>40.205</b>	<b>1:35.731 (1)</b>	<b>81.98</b>		<b>12:57:06.538</b>	
7 -	55.874	40.356	1:36.230	81.55	0.499	12:58:42.768	
8 -	55.803	41.281	1:37.084	80.83	1.353	13:00:19.852	

P10 321		Martin MORRIS		Kawasaki ZX6R - Morris Racing, Obsession Engineering			
IDEAL LAP TIME : 1:35.932		BEST LAP TIME : 1:36.324		DIFFERENCE : 0.392			
LAP	SECTOR 1	SECTOR 2	LAP TIME	MPH	DIFF	TIME OF DAY	
1 -		41.875	1:47.723	72.85	11.399	12:49:09.577	
2 -	56.562	40.296	1:36.858	81.02	0.534	12:50:46.435	
3 -	56.652	41.473	1:38.125	79.98	1.801	12:52:24.560	
4 -	56.059	<b>40.272</b>	1:36.331 (2)	81.46	0.007	12:54:00.891	
5 -	55.881	40.677	1:36.558	81.27	0.234	12:55:37.449	
6 -	55.767	40.557	<b>1:36.324 (1)</b>	<b>81.47</b>		<b>12:57:13.773</b>	
7 -	55.775	40.608	1:36.383 (3)	81.42	0.059	12:58:50.156	
8 -	<b>55.660</b>	41.804	1:37.464	80.52	1.140	13:00:27.620	

# BMCRC - MRO Championships 2022 - Rnd 5 @ Cadwell Park

## DART Motorsport MRO 600/GP2 inc Clubman 600

### RACE 9 - SECTOR ANALYSIS



SECTOR 1 = FL to I1, SECTOR 2 = I1 to FL, DIFF = Difference To Personal Best Lap, P = Crossed Finish Line in Pit Lane, D = Time Disallowed

P11 64 C		Stuart REECE		Kawasaki ZX-6R - Sheffield Precision			
IDEAL LAP TIME : 1:38.274		BEST LAP TIME : 1:38.483		DIFFERENCE : 0.209			
LAP	SECTOR 1	SECTOR 2	LAP TIME	MPH	DIFF	TIME OF DAY	
1 -		41.675	1:45.323	74.51	6.840	12:49:07.177	
2 -	<b>56.769</b>	41.714	<b>1:38.483 (1)</b>	<b>79.68</b>		<b>12:50:45.660</b>	
3 -	57.264	41.692	1:38.956	79.30	0.473	12:52:24.616	
4 -	57.933	41.989	1:39.922	78.54	1.439	12:54:04.538	
5 -	57.573	41.844	1:39.417	78.94	0.934	12:55:43.955	
6 -	57.103	41.560	1:38.663 (3)	79.54	0.180	12:57:22.618	
7 -	57.106	<b>41.505</b>	1:38.611 (2)	79.58	0.128	12:59:01.229	
8 -	57.050	41.977	1:39.027	79.25	0.544	13:00:40.256	

P12 511 C		Ross CLARKE		Kawasaki ZX600RR - Ross clarke Farriery			
IDEAL LAP TIME : 1:38.074		BEST LAP TIME : 1:38.074		DIFFERENCE : 0.000			
LAP	SECTOR 1	SECTOR 2	LAP TIME	MPH	DIFF	TIME OF DAY	
1 -		42.186	1:47.693	72.87	9.619	12:49:09.547	
2 -	57.689	41.642	1:39.331	79.00	1.257	12:50:48.878	
3 -	57.553	41.549	1:39.102	79.19	1.028	12:52:27.980	
4 -	57.046	41.405	1:38.451 (3)	79.71	0.377	12:54:06.431	
5 -	<b>56.863</b>	<b>41.211</b>	<b>1:38.074 (1)</b>	<b>80.02</b>		<b>12:55:44.505</b>	
6 -	57.198	<b>41.211</b>	1:38.409 (2)	79.74	0.335	12:57:22.914	
7 -	57.079	41.505	1:38.584	79.60	0.510	12:59:01.498	
8 -	57.038	41.831	1:38.869	79.37	0.795	13:00:40.367	

P13 779 C		Terry BRIAN		Yamaha R6 - Two Techs Renault Specialist			
IDEAL LAP TIME : 1:38.892		BEST LAP TIME : 1:39.203		DIFFERENCE : 0.311			
LAP	SECTOR 1	SECTOR 2	LAP TIME	MPH	DIFF	TIME OF DAY	
1 -		42.151	1:48.294	72.46	9.091	12:49:10.148	
2 -	<b>57.374</b>	41.829	<b>1:39.203 (1)</b>	<b>79.11</b>		<b>12:50:49.351</b>	
3 -	57.779	41.871	1:39.650 (3)	78.75	0.447	12:52:29.001	
4 -	57.686	41.856	1:39.542 (2)	78.84	0.339	12:54:08.543	
5 -	58.012	42.104	1:40.116	78.38	0.913	12:55:48.659	
6 -	58.225	<b>41.518</b>	1:39.743	78.68	0.540	12:57:28.402	
7 -	57.812	42.015	1:39.827	78.61	0.624	12:59:08.229	
8 -	58.134	41.783	1:39.917	78.54	0.714	13:00:48.146	

P14 33 C		Aaren CARPENTER		Kawasaki ZX6R - Slugcrow Racing			
IDEAL LAP TIME : 1:38.687		BEST LAP TIME : 1:39.199		DIFFERENCE : 0.512			
LAP	SECTOR 1	SECTOR 2	LAP TIME	MPH	DIFF	TIME OF DAY	
1 -		42.781	1:48.944	72.03	9.745	12:49:10.798	
2 -	57.358	42.056	1:39.414 (3)	78.94	0.215	12:50:50.212	
3 -	57.823	42.067	1:39.890	78.56	0.691	12:52:30.102	
4 -	<b>57.017</b>	42.211	1:39.228 (2)	79.09	0.029	12:54:09.330	
5 -	57.807	41.896	1:39.703	78.71	0.504	12:55:49.033	
6 -	58.672	42.165	1:40.837	77.82	1.638	12:57:29.870	
7 -	57.421	42.052	1:39.473	78.89	0.274	12:59:09.343	
8 -	57.529	<b>41.670</b>	<b>1:39.199 (1)</b>	<b>79.11</b>		<b>13:00:48.542</b>	

P15 45 C		Jake MARSH		Kawasaki ZX6R - Zipped Up Racing			
IDEAL LAP TIME : 1:38.951		BEST LAP TIME : 1:39.229		DIFFERENCE : 0.278			
LAP	SECTOR 1	SECTOR 2	LAP TIME	MPH	DIFF	TIME OF DAY	
1 -		43.548	1:51.043	70.67	11.814	12:49:12.897	
2 -	<b>57.317</b>	43.093	1:40.410	78.16	1.181	12:50:53.307	
3 -	57.595	<b>41.634</b>	<b>1:39.229 (1)</b>	<b>79.09</b>		<b>12:52:32.536</b>	
4 -	57.638	42.684	1:40.322 (3)	78.22	1.093	12:54:12.858	
5 -	58.250	42.900	1:41.150	77.58	1.921	12:55:54.008	
6 -	58.519	42.888	1:41.407	77.39	2.178	12:57:35.415	
7 -	58.289	42.450	1:40.739	77.90	1.510	12:59:16.154	
8 -	57.795	41.937	1:39.732 (2)	78.69	0.503	13:00:55.886	

# BMCRC - MRO Championships 2022 - Rnd 5 @ Cadwell Park

## DART Motorsport MRO 600/GP2 inc Clubman 600

### RACE 9 - SECTOR ANALYSIS



SECTOR 1 = FL to I1, SECTOR 2 = I1 to FL, DIFF = Difference To Personal Best Lap, P = Crossed Finish Line in Pit Lane, D = Time Disallowed

P16 74 C Tom VAUGHAN		Yamaha R6 -				
IDEAL LAP TIME : 1:39.938		BEST LAP TIME : 1:40.001		DIFFERENCE : 0.063		
LAP	SECTOR 1	SECTOR 2	LAP TIME	MPH	DIFF	TIME OF DAY
1 -		43.014	1:49.592	71.61	9.591	12:49:11.446
2 -	<b>57.803</b>	42.198	<b>1:40.001 (1)</b>	<b>78.47</b>		<b>12:50:51.447</b>
3 -	57.960	<b>42.135</b>	1:40.095 (2)	78.40	0.094	12:52:31.542
4 -	58.449	42.390	1:40.839	77.82	0.838	12:54:12.381
5 -	58.531	43.002	1:41.533	77.29	1.532	12:55:53.914
6 -	58.426	42.656	1:41.082	77.64	1.081	12:57:34.996
7 -	58.501	42.268	1:40.769 (3)	77.88	0.768	12:59:15.765
8 -	58.066	42.817	1:40.883	77.79	0.882	13:00:56.648

P17 168 C Aaron DALRYMPLE		Yamaha R6 - Team Blumpkin Racing				
IDEAL LAP TIME : 1:40.571		BEST LAP TIME : 1:40.571		DIFFERENCE : 0.000		
LAP	SECTOR 1	SECTOR 2	LAP TIME	MPH	DIFF	TIME OF DAY
1 -		43.417	1:50.397	71.08	9.826	12:49:12.251
2 -	<b>57.686</b>	<b>42.885</b>	<b>1:40.571 (1)</b>	<b>78.03</b>		<b>12:50:52.822</b>
3 -	58.110	43.667	1:41.777 (2)	77.11	1.206	12:52:34.599
4 -	58.612	43.336	1:41.948	76.98	1.377	12:54:16.547
5 -	58.846	42.944	1:41.790 (3)	77.10	1.219	12:55:58.337
6 -	58.844	43.146	1:41.990	76.94	1.419	12:57:40.327
7 -	58.838	43.060	1:41.898	77.01	1.327	12:59:22.225
8 -	58.932	43.726	1:42.658	76.44	2.087	13:01:04.883

P18 114 C Dean HOLLAND		Kawasaki ZX6R - Sambucas forest hall/ merlin sidecars				
IDEAL LAP TIME : 1:41.100		BEST LAP TIME : 1:41.213		DIFFERENCE : 0.113		
LAP	SECTOR 1	SECTOR 2	LAP TIME	MPH	DIFF	TIME OF DAY
1 -		44.318	1:51.541	70.35	10.328	12:49:13.395
2 -	58.649	43.414	1:42.063	76.89	0.850	12:50:55.458
3 -	58.591	42.769	1:41.360 (2)	77.42	0.147	12:52:36.818
4 -	58.681	42.760	1:41.441	77.36	0.228	12:54:18.259
5 -	58.487	<b>42.726</b>	<b>1:41.213 (1)</b>	<b>77.54</b>		<b>12:55:59.472</b>
6 -	<b>58.374</b>	43.019	1:41.393 (3)	77.40	0.180	12:57:40.865
7 -	58.659	43.165	1:41.824	77.07	0.611	12:59:22.689
8 -	58.818	43.678	1:42.496	76.56	1.283	13:01:05.185

P19 62 C Oliver NUNN		Yamaha R6 - Intertechnic UK & STVL				
IDEAL LAP TIME : 1:45.107		BEST LAP TIME : 1:45.107		DIFFERENCE : 0.000		
LAP	SECTOR 1	SECTOR 2	LAP TIME	MPH	DIFF	TIME OF DAY
1 -		45.120	1:53.636	69.06	8.529	12:49:15.490
2 -	1:00.658	45.267	1:45.925	74.09	0.818	12:51:01.415
3 -	<b>1:00.368</b>	<b>44.739</b>	<b>1:45.107 (1)</b>	<b>74.66</b>		<b>12:52:46.522</b>
4 -	1:00.779	47.231	1:48.010	72.66	2.903	12:54:34.532
5 -	1:01.179	45.223	1:46.402	73.75	1.295	12:56:20.934
6 -	1:00.924	44.848	1:45.772 (3)	74.19	0.665	12:58:06.706
7 -	1:00.814	45.078	1:45.892	74.11	0.785	12:59:52.598
8 -	1:00.405	44.849	1:45.254 (2)	74.56	0.147	13:01:37.852

P20 686 C Liam SPILLER		Yamaha R6 - LD Renovate Ltd				
IDEAL LAP TIME : 1:45.885		BEST LAP TIME : 1:46.200		DIFFERENCE : 0.315		
LAP	SECTOR 1	SECTOR 2	LAP TIME	MPH	DIFF	TIME OF DAY
1 -		45.198	1:55.283	68.07	9.083	12:49:17.137
2 -	<b>1:01.414</b>	44.786	<b>1:46.200 (1)</b>	<b>73.89</b>		<b>12:51:03.337</b>
3 -	1:01.734	<b>44.471</b>	1:46.205 (2)	73.89	0.005	12:52:49.542
4 -	1:02.090	46.257	1:48.347	72.43	2.147	12:54:37.889
5 -	1:02.322	45.037	1:47.359	73.10	1.159	12:56:25.248
6 -	1:02.850	45.073	1:47.923	72.71	1.723	12:58:13.171
7 -	1:01.974	44.946	1:46.920 (3)	73.40	0.720	13:00:00.091
8 -	1:02.011	45.726	1:47.737	72.84	1.537	13:01:47.828

# BMCRC - MRO Championships 2022 - Rnd 5 @ Cadwell Park

## DART Motorsport MRO 600/GP2 inc Clubman 600

### RACE 9 - SECTOR ANALYSIS



SECTOR 1 = FL to I1, SECTOR 2 = I1 to FL, DIFF = Difference To Personal Best Lap, P = Crossed Finish Line in Pit Lane, D = Time Disallowed

<b>P21 28</b>		<b>David SPENCER</b>		Suzuki GSXR 600 -			
IDEAL LAP TIME : 1:42.646		BEST LAP TIME : 1:44.560		DIFFERENCE : 1.914			
LAP	SECTOR 1	SECTOR 2	LAP TIME	MPH	DIFF	TIME OF DAY	
1 -		45.308	1:54.053	68.81	9.493	12:49:15.907	
2 -	1:00.422	45.324	1:45.746 (2)	74.21	1.186	12:51:01.653	
3 -	1:00.459	<b>44.101</b>	<b>1:44.560 (1)</b>	<b>75.05</b>		<b>12:52:46.213</b>	



# BMCRC - MRO Championships 2022 - Rnd 5 @ Cadwell Park

## DART Motorsport MRO 600/GP2 inc Clubman 600

### RACE 9 - BEST SECTORS

SECTOR 1			SECTOR 2			IDEAL / BEST COMPARISON						
POS	NO	NAME	TIME	NO	NAME	TIME	POS	NO	NAME	IDEAL	BEST	DIFF
									<b>PERFECT LAP</b>	<b>1:33.985</b>		
1	52	DIXON	54.573	52	DIXON	39.412	1	52	DIXON	1:33.985	1:33.985	0.000
2	15	CROSBY	54.605	15	CROSBY	39.557	2	15	CROSBY	1:34.162	1:34.252	0.090
3	212	PALLET	54.934	661	HARRIS	40.156	3	661	HARRIS	1:35.144	1:35.609	0.465
4	661	HARRIS	54.988	961	SIM	40.162	4	818	BARKER	1:35.224	1:35.322	0.098
5	818	BARKER	55.019	818	BARKER	40.205	5	212	PALLET	1:35.339	1:35.974	0.635
6	30	MELLOR	55.070	151	JONES	40.205	6	30	MELLOR	1:35.421	1:35.575	0.154
7	169	CUNNINGHAM	55.199	321	MORRIS	40.272	7	961	SIM	1:35.485	1:35.593	0.108
8	961	SIM	55.323	30	MELLOR	40.351	8	169	CUNNINGHAM	1:35.642	1:35.816	0.174
9	151	JONES	55.526	212	PALLET	40.405	9	151	JONES	1:35.731	1:35.731	0.000
10	321	MORRIS	55.660	169	CUNNINGHAM	40.443	10	321	MORRIS	1:35.932	1:36.324	0.392
11	64	REECE	56.769	511	CLARKE	41.211	11	511	CLARKE	1:38.074	1:38.074	0.000
12	511	CLARKE	56.863	64	REECE	41.505	12	64	REECE	1:38.274	1:38.483	0.209
13	33	CARPENTER	57.017	779	BRIAN	41.518	13	33	CARPENTER	1:38.687	1:39.199	0.512
14	45	MARSH	57.317	45	MARSH	41.634	14	779	BRIAN	1:38.892	1:39.203	0.311
15	779	BRIAN	57.374	33	CARPENTER	41.670	15	45	MARSH	1:38.951	1:39.229	0.278
16	168	DALRYMPLE	57.686	74	VAUGHAN	42.135	16	74	VAUGHAN	1:39.938	1:40.001	0.063
17	74	VAUGHAN	57.803	114	HOLLAND	42.726	17	168	DALRYMPLE	1:40.571	1:40.571	0.000
18	114	HOLLAND	58.374	168	DALRYMPLE	42.885	18	114	HOLLAND	1:41.100	1:41.213	0.113
19	28	SPENCER	58.545	28	SPENCER	44.101	19	28	SPENCER	1:42.646	1:44.560	1.914
20	62	NUNN	1:00.368	686	SPILLER	44.471	20	62	NUNN	1:45.107	1:45.107	0.000
21	686	SPILLER	1:01.414	62	NUNN	44.739	21	686	SPILLER	1:45.885	1:46.200	0.315

# BMCRC - MRO Championships 2022 - Rnd 5 @ Cadwell Park

## DART Motorsport MRO 600/GP2 inc Clubman 600

### RACE 9 - STATISTICS

<b>Competitors Started</b>	21
<b>Planned Start</b>	2022-06-26 @ 12:30:00.000
<b>Actual Start</b>	2022-06-26 @ 12:47:21.853
<b>Finish Time</b>	2022-06-26 @ 13:00:05.763
<b>Track Length</b>	2.1800mi.
<b>Total Laps</b>	163
<b>Total Distance Covered</b>	355.3430mi.

#### Session Fastest Lap History

NO	CL	NAME	LAP TIME	TIME OF DAY	LAP	VEHICLE
15		Harrison CROSBY	<b>1:34.796</b>	12:50:37.874	2	Yamaha YZF
52		Kam DIXON	<b>1:34.304</b>	12:52:12.857	3	Kawasaki ZX636
52		Kam DIXON	<b>1:33.985</b>	12:53:46.842	4	Kawasaki ZX636

#### Session Leader History

NO	CL	NAME	FROM LAP	LAPS LED	DISTANCE	VEHICLE
961		Jack SIM	1	1	2.18 miles	Kawasaki ZX6 R
15		Harrison CROSBY	2	1	2.18 miles	Yamaha YZF
52		Kam DIXON	3	3	6.54 miles	Kawasaki ZX636
15		Harrison CROSBY	6	3	6.54 miles	Yamaha YZF

#### Flag History

TYPE	TIME OF DAY
GREEN	12:47:21.853
FINISH	13:00:05.763

#### Flag Statistics

TYPE	COUNT	TOTAL LAPS	TOTAL TIME
Green	1	8	14:28.823
Red	0	0	0.000
Safety Car	0	0	0.000
FCY	0	0	0.000

# BMCRC - MRO Championships 2022 - Rnd 5 @ Cadwell Park

## DART Motorsport MRO 600/GP2 inc Clubman 600

### RACE 9 - STATISTICS

CLASS :

8 Starters

#### Fastest Lap History

NO	NAME	LAP TIME	TIME OF DAY	LAP	VEHICLE
15	Harrison CROSBY	<b>1:34.796</b>	12:50:37.874	2	Yamaha YZF
52	Kam DIXON	<b>1:34.304</b>	12:52:12.857	3	Kawasaki ZX636
52	Kam DIXON	<b>1:33.985</b>	12:53:46.842	4	Kawasaki ZX636

#### Leader History

NO	NAME	FROM LAP	LAPS LED	DISTANCE	VEHICLE
961	Jack SIM	1	1	2.18 miles	Kawasaki ZX6 R
15	Harrison CROSBY	2	1	2.18 miles	Yamaha YZF
52	Kam DIXON	3	3	6.54 miles	Kawasaki ZX636
15	Harrison CROSBY	6	3	6.54 miles	Yamaha YZF

# BMCRC - MRO Championships 2022 - Rnd 5 @ Cadwell Park

## DART Motorsport MRO 600/GP2 inc Clubman 600

### RACE 9 - STATISTICS

CLASS : C

12 Starters

#### Fastest Lap History

NO	NAME	LAP TIME	TIME OF DAY	LAP	VEHICLE
30	Owen MELLOR	<b>1:36.161</b>	12:50:41.285	2	Kawaski ZX-6
30	Owen MELLOR	<b>1:35.876</b>	12:52:17.166	3	Kawaski ZX-6
30	Owen MELLOR	<b>1:35.773</b>	12:53:52.935	4	Kawaski ZX-6
30	Owen MELLOR	<b>1:35.575</b>	12:58:40.841	7	Kawaski ZX-6

#### Leader History

NO	NAME	FROM LAP	LAPS LED	DISTANCE	VEHICLE
30	Owen MELLOR	1	8	17.44 miles	Kawaski ZX-6

# BMCRC - MRO Championships 2022 - Rnd 5 @ Cadwell Park

## DART Motorsport MRO 600/GP2 inc Clubman 600

### RACE 9 - STATISTICS

CLASS : GP2

1 Starters

#### Fastest Lap History

NO	NAME	LAP TIME	TIME OF DAY	LAP	VEHICLE
661	Cameron HARRIS	1:36.156	12:50:40.882	2	Triumph 675R
661	Cameron HARRIS	1:35.825	12:52:16.707	3	Triumph 675R
661	Cameron HARRIS	1:35.716	12:58:40.470	7	Triumph 675R
661	Cameron HARRIS	1:35.609	13:00:16.079	8	Triumph 675R

#### Leader History

NO	NAME	FROM LAP	LAPS LED	DISTANCE	VEHICLE
661	Cameron HARRIS	1	8	17.44 miles	Triumph 675R

ROW 9	25	155	Eliot SMITH												
ROW 8		22	28	David SPENCER	1:44.560	23	62	Oliver NUNN	1:45.107	24	686	Liam SPILLER	1:46.200		
ROW 7	19	114	Dean HOLLAND	1:41.213		20	191	Daniel GOOD		21	29	Michael SHEPPHARD			
ROW 6		16	45	Jake MARSH	1:39.229		17	74	Tom VAUGHAN	1:40.001		18	168	Aaron DALRYMPLE	1:40.571
ROW 5	13	64	Stuart REECE	1:38.483		14	33	Aaren CARPENTER	1:39.199		15	779	Terry BRIAN	1:39.203	
ROW 4		10	212	Matt PALLETT	1:35.974		11	321	Martin MORRIS	1:36.324		12	511	Ross CLARKE	1:38.074
ROW 3	7	115	Eugene McMANUS			8	151	Chloe JONES	1:35.731		9	169	Gareth CUNNINGHAM	1:35.816	
ROW 2		4	30	Owen MELLOR	1:35.575		5	961	Jack SIM	1:35.593		6	661	Cameron HARRIS	1:35.609
ROW 1	1	52	Kam DIXON	1:33.985		2	15	Harrison CROSBY	1:34.252		3	818	Alex BARKER	1:35.322	
				<b>Pole</b>											

Cadwell Park: 2.1800 miles

These results are provisional until the conclusion of any judicial and technical matters.

Clerk Of Course :	Stewards :	Timekeeper : Sarah Evans
-------------------	------------	--------------------------

Results can be found at [www.tsl-timing.com](http://www.tsl-timing.com)

Printed - 13:05 Sunday, 26 June 2022



# BMCRC - MRO Championships 2022 - Rnd 5 @ Cadwell Park



## DART Motorsport MRO 600/GP2 inc Clubman 600

### RACE 19 - CLASSIFICATION

POS	NO	CL	PIC NAME	ENTRY	LAPS	TIME	GAP	DIFF	MPH	BEST	ON
1	52		1 Kam DIXON	Kawasaki ZX636 - Delicious Race Wear	6	9:34.234			82.00	1:34.131	5
2	961		2 Jack SIM	Kawasaki ZX6 R - Vanguard Motorsport, Platform L	6	9:36.695	2.461	2.461	81.65	1:34.779	5
3	818		3 Alex BARKER	Yamaha R6 - Barker Woodrow LTD & Foundry Tyre	6	9:41.450	7.216	4.755	80.98	1:35.511	6
4	661	GP2	1 Cameron HARRIS	Triumph 675R - Harris / Tony Scott Motorsport	6	9:41.606	7.372	0.156	80.96	1:35.384	6
5	30	C	1 Owen MELLOR	Kawaski ZX-6 - BDS Motorcycles	6	9:42.227	7.993	0.621	80.87	1:35.952	5
6	212	C	2 Matt PALLETT	Yamaha R6 - BDA Chartered Architects	6	9:45.273	11.039	3.046	80.45	1:36.140	5
7	64	C	3 Stuart REECE	Kawasaki ZX-6R - Sheffield Precision	6	9:51.838	17.604	6.565	79.56	1:37.156	6
8	169		4 Gareth CUNNINGHAM	Yamaha R6 - Burnham cars ltd	6	9:52.517	18.283	0.679	79.47	1:37.197	2
9	511	C	4 Ross CLARKE	Kawasaki ZX600RR - Ross clarke Farriery	6	10:00.414	26.180	7.897	78.42	1:38.045	3
10	191		5 Daniel GOOD	Triumph STREET TRIPLE - QFF, KEP and Joblings	6	10:06.847	32.613	6.433	77.59	1:38.033	6
11	33	C	5 Aaren CARPENTER	Kawasaki ZX6R - Slugcrow Racing	6	10:09.246	35.012	2.399	77.28	1:40.083	2
12	45	C	6 Jake MARSH	Kawasaki ZX6R - Zipped Up Racing	6	10:17.548	43.314	8.302	76.25	1:40.170	6
13	168	C	7 Aaron DALRYMPLE	Yamaha R6 - Team Blumpkin Racing	6	10:19.829	45.595	2.281	75.96	1:41.230	2
14	74	C	8 Tom VAUGHAN	Yamaha R6 -	6	10:20.676	46.442	0.847	75.86	1:41.296	2
15	62	C	9 Oliver NUNN	Yamaha R6 - Intertechnic UK & STVL	6	10:42.900	1:08.666	22.224	73.24	1:45.330	3
16	686	C	10 Liam SPILLER	Yamaha R6 - LD Renovate Ltd	6	10:56.772	1:22.538	13.872	71.69	1:46.881	2

#### FASTEST LAP

52			Kam DIXON	Kawasaki ZX636 - Delicious Race Wear	5	1:34.131		83.37 mph	134.17 kph
661	GP2		Cameron HARRIS	Triumph 675R - Harris / Tony Scott Motorsport	6	1:35.384		82.27 mph	132.41 kph
30	C		Owen MELLOR	Kawaski ZX-6 - BDS Motorcycles	5	1:35.952		81.79 mph	131.63 kph

Class - 92.5% of Race Speed = 75.85 mph  
 Class GP2 - 92.5% of Race Speed = 74.88 mph  
 Class C - 92.5% of Race Speed = 74.80 mph

Race Distance: 6 Laps / 13.08 miles

Cadwell Park: 2.1800 miles

Date: 26/06/2022 Start: 17:41 Finish: 17:50

Weather / Track : Cloudy / Dry

These results are provisional until the conclusion of any judicial and technical matters.

Clerk Of Course :	Stewards :	Timekeeper : Sarah Evans
-------------------	------------	--------------------------

Results can be found at [www.tsl-timing.com](http://www.tsl-timing.com)

Printed - 17:52 Sunday, 26 June 2022



# BMCRC - MRO Championships 2022 - Rnd 5 @ Cadwell Park

## DART Motorsport MRO 600/GP2 inc Clubman 600

### RACE 19 - LAP CHART

#### LAP 1 @ 17:42:45.818

NO	BEHIND	LAP TIME
961		1:40.291
52	0.317	1:40.608
818	1.404	1:41.695
30	1.947	1:42.238
661	2.285	1:42.576
212	2.700	1:42.991
64	3.724	1:44.015
169	3.908	1:44.199
511	5.243	1:45.534
33	6.575	1:46.866
168	8.224	1:48.515
74	8.483	1:48.774
45	8.660	1:48.951
191	8.753	1:49.044
62	13.123	1:53.414
686	14.410	1:54.701

#### LAP 2 @ 17:44:21.125

NO	BEHIND	LAP TIME
961		1:35.307
52	0.226	1:35.216
818	2.454	1:36.357
30	2.633	1:35.993
661	2.934	1:35.956
212	3.760	1:36.367
64	5.723	1:37.306
169	5.798	1:37.197
511	8.300	1:38.364
33	11.351	1:40.083
168	14.147	1:41.230
74	14.472	1:41.296
191	14.603	1:41.157
45	15.397	1:42.044
62	23.523	1:45.707
686	25.984	1:46.881

#### LAP 3 @ 17:45:56.351

NO	BEHIND	LAP TIME
52		1:35.000
961	0.733	1:35.959
818	3.225	1:35.997
30	3.483	1:36.076
661	3.667	1:35.959
212	4.919	1:36.385
64	8.276	1:37.779
169	8.507	1:37.935
511	11.119	1:38.045
33	16.223	1:40.098
168	20.712	1:41.791
191	20.849	1:41.472
74	21.101	1:41.855
45	21.873	1:41.702
62	33.627	1:45.330
686	38.595	1:47.837

#### LAP 4 @ 17:47:30.755

NO	BEHIND	LAP TIME
52		1:34.404
961	1.192	1:34.863
818	4.757	1:35.936
30	5.091	1:36.012

661	5.271	1:36.008
212	7.250	1:36.735
64	11.930	1:38.058
169	12.078	1:37.975
511	15.497	1:38.782
33	22.222	1:40.403
191	25.337	1:38.892
168	29.426	1:43.118
74	29.575	1:42.878
45	30.183	1:42.714
62	45.043	1:45.820
686	52.728	1:48.537

#### LAP 5 @ 17:49:04.886

NO	BEHIND	LAP TIME
52		1:34.131
961	1.840	1:34.779
818	6.580	1:35.954
661	6.863	1:35.723
30	6.912	1:35.952
212	9.259	1:36.140
64	15.323	1:37.524
169	15.833	1:37.886
511	20.431	1:39.065
33	28.884	1:40.793
191	29.455	1:38.249
45	38.019	1:41.967
168	38.187	1:42.892
74	38.402	1:42.958
62	57.362	1:46.450
686	1:07.498	1:48.901

#### LAP 6 @ 17:50:39.761

NO	BEHIND	LAP TIME
52		1:34.875
961	2.461	1:35.496
818	7.216	1:35.511
661	7.372	1:35.384
30	7.993	1:35.956
212	11.039	1:36.655
64	17.604	1:37.156
169	18.283	1:37.325
511	26.180	1:40.624
191	32.613	1:38.033
33	35.012	1:41.003
45	43.314	1:40.170
168	45.595	1:42.283
74	46.442	1:42.915
62	1:08.666	1:46.179
686	1:22.538	1:49.915



# BMCRC - MRO Championships 2022 - Rnd 5 @ Cadwell Park

## DART Motorsport MRO 600/GP2 inc Clubman 600

### RACE 19 - SECTOR ANALYSIS



SECTOR 1 = FL to I1, SECTOR 2 = I1 to FL, DIFF = Difference To Personal Best Lap, P = Crossed Finish Line in Pit Lane, D = Time Disallowed

P1 52		Kam DIXON		Kawasaki ZX636 - Delicious Race Wear			
IDEAL LAP TIME : 1:34.131		BEST LAP TIME : 1:34.131		DIFFERENCE : 0.000			
LAP	SECTOR 1	SECTOR 2	LAP TIME	MPH	DIFF	TIME OF DAY	
1 -		40.252	1:40.608	78.00	6.477	17:42:46.135	
2 -	55.298	39.918	1:35.216	82.42	1.085	17:44:21.351	
3 -	55.414	39.586	1:35.000	82.61	0.869	17:45:56.351	
4 -	54.916	39.488	1:34.404 (2)	83.13	0.273	17:47:30.755	
5 -	<b>54.780</b>	<b>39.351</b>	<b>1:34.131 (1)</b>	<b>83.37</b>		<b>17:49:04.886</b>	
6 -	55.011	39.864	1:34.875 (3)	82.72	0.744	17:50:39.761	

P2 961		Jack SIM		Kawasaki ZX6 R - Vanguard Motorsport, Platform Lift Engineers			
IDEAL LAP TIME : 1:34.758		BEST LAP TIME : 1:34.779		DIFFERENCE : 0.021			
LAP	SECTOR 1	SECTOR 2	LAP TIME	MPH	DIFF	TIME OF DAY	
1 -		40.283	1:40.291	78.25	5.512	17:42:45.818	
2 -	55.372	39.935	1:35.307 (3)	82.34	0.528	17:44:21.125	
3 -	55.999	39.960	1:35.959	81.78	1.180	17:45:57.084	
4 -	55.112	<b>39.751</b>	1:34.863 (2)	82.73	0.084	17:47:31.947	
5 -	<b>55.007</b>	39.772	<b>1:34.779 (1)</b>	<b>82.80</b>		<b>17:49:06.726</b>	
6 -	55.367	40.129	1:35.496	82.18	0.717	17:50:42.222	

P3 818		Alex BARKER		Yamaha R6 - Barker Woodrow LTD & Foundry Tyres LTD			
IDEAL LAP TIME : 1:35.511		BEST LAP TIME : 1:35.511		DIFFERENCE : 0.000			
LAP	SECTOR 1	SECTOR 2	LAP TIME	MPH	DIFF	TIME OF DAY	
1 -		40.823	1:41.695	77.17	6.184	17:42:47.222	
2 -	55.486	40.871	1:36.357	81.44	0.846	17:44:23.579	
3 -	55.511	40.486	1:35.997	81.75	0.486	17:45:59.576	
4 -	55.321	40.615	1:35.936 (2)	81.80	0.425	17:47:35.512	
5 -	55.400	40.554	1:35.954 (3)	81.78	0.443	17:49:11.466	
6 -	<b>55.179</b>	<b>40.332</b>	<b>1:35.511 (1)</b>	<b>82.16</b>		<b>17:50:46.977</b>	

P4 661 GP2		Cameron HARRIS		Triumph 675R - Harris / Tony Scott Motorsport			
IDEAL LAP TIME : 1:35.381		BEST LAP TIME : 1:35.384		DIFFERENCE : 0.003			
LAP	SECTOR 1	SECTOR 2	LAP TIME	MPH	DIFF	TIME OF DAY	
1 -		40.773	1:42.576	76.50	7.192	17:42:48.103	
2 -	55.502	40.454	1:35.956 (3)	81.78	0.572	17:44:24.059	
3 -	55.839	<b>40.120</b>	1:35.959	81.78	0.575	17:46:00.018	
4 -	55.567	40.441	1:36.008	81.74	0.624	17:47:36.026	
5 -	55.549	40.174	1:35.723 (2)	81.98	0.339	17:49:11.749	
6 -	<b>55.261</b>	40.123	<b>1:35.384 (1)</b>	<b>82.27</b>		<b>17:50:47.133</b>	

P5 30 C		Owen MELLOR		Kawasaki ZX-6 - BDS Motorcycles			
IDEAL LAP TIME : 1:35.630		BEST LAP TIME : 1:35.952		DIFFERENCE : 0.322			
LAP	SECTOR 1	SECTOR 2	LAP TIME	MPH	DIFF	TIME OF DAY	
1 -		40.643	1:42.238	76.76	6.286	17:42:47.765	
2 -	55.550	40.443	1:35.993 (3)	81.75	0.041	17:44:23.758	
3 -	55.839	<b>40.237</b>	1:36.076	81.68	0.124	17:45:59.834	
4 -	55.447	40.565	1:36.012	81.74	0.060	17:47:35.846	
5 -	<b>55.393</b>	40.559	<b>1:35.952 (1)</b>	<b>81.79</b>		<b>17:49:11.798</b>	
6 -	55.566	40.390	1:35.956 (2)	81.78	0.004	17:50:47.754	

P6 212 C		Matt PALLETT		Yamaha R6 - BDA Chartered Architects			
IDEAL LAP TIME : 1:35.859		BEST LAP TIME : 1:36.140		DIFFERENCE : 0.281			
LAP	SECTOR 1	SECTOR 2	LAP TIME	MPH	DIFF	TIME OF DAY	
1 -		40.800	1:42.991	76.20	6.851	17:42:48.518	
2 -	55.592	40.775	1:36.367 (2)	81.43	0.227	17:44:24.885	
3 -	55.800	<b>40.585</b>	1:36.385 (3)	81.42	0.245	17:46:01.270	
4 -	55.958	40.777	1:36.735	81.12	0.595	17:47:38.005	
5 -	<b>55.274</b>	40.866	<b>1:36.140 (1)</b>	<b>81.63</b>		<b>17:49:14.145</b>	
6 -	55.796	40.859	1:36.655	81.19	0.515	17:50:50.800	

# BMCRC - MRO Championships 2022 - Rnd 5 @ Cadwell Park

## DART Motorsport MRO 600/GP2 inc Clubman 600

### RACE 19 - SECTOR ANALYSIS



SECTOR 1 = FL to I1, SECTOR 2 = I1 to FL, DIFF = Difference To Personal Best Lap, P = Crossed Finish Line in Pit Lane, D = Time Disallowed

P7 64 C		Stuart REECE		Kawasaki ZX-6R - Sheffield Precision			
IDEAL LAP TIME : 1:36.741		BEST LAP TIME : 1:37.156		DIFFERENCE : 0.415			
LAP	SECTOR 1	SECTOR 2	LAP TIME	MPH	DIFF	TIME OF DAY	
1 -		41.442	1:44.015	75.45	6.859	17:42:49.542	
2 -	<b>56.219</b>	41.087	1:37.306 (2)	80.65	0.150	17:44:26.848	
3 -	56.539	41.240	1:37.779	80.26	0.623	17:46:04.627	
4 -	57.004	41.054	1:38.058	80.03	0.902	17:47:42.685	
5 -	56.624	40.900	1:37.524 (3)	80.47	0.368	17:49:20.209	
6 -	56.634	<b>40.522</b>	<b>1:37.156 (1)</b>	<b>80.77</b>		<b>17:50:57.365</b>	

P8 169		Gareth CUNNINGHAM		Yamaha R6 - Burnham cars ltd			
IDEAL LAP TIME : 1:37.126		BEST LAP TIME : 1:37.197		DIFFERENCE : 0.071			
LAP	SECTOR 1	SECTOR 2	LAP TIME	MPH	DIFF	TIME OF DAY	
1 -		41.464	1:44.199	75.31	7.002	17:42:49.726	
2 -	<b>56.167</b>	41.030	<b>1:37.197 (1)</b>	<b>80.74</b>		<b>17:44:26.923</b>	
3 -	56.583	41.352	1:37.935	80.13	0.738	17:46:04.858	
4 -	56.882	41.093	1:37.975	80.10	0.778	17:47:42.833	
5 -	56.615	41.271	1:37.886 (3)	80.17	0.689	17:49:20.719	
6 -	56.366	<b>40.959</b>	1:37.325 (2)	80.63	0.128	17:50:58.044	

P9 511 C		Ross CLARKE		Kawasaki ZX600RR - Ross clarke Farriery			
IDEAL LAP TIME : 1:38.045		BEST LAP TIME : 1:38.045		DIFFERENCE : 0.000			
LAP	SECTOR 1	SECTOR 2	LAP TIME	MPH	DIFF	TIME OF DAY	
1 -		41.349	1:45.534	74.36	7.489	17:42:51.061	
2 -	57.120	41.244	1:38.364 (2)	79.78	0.319	17:44:29.425	
3 -	<b>57.030</b>	<b>41.015</b>	<b>1:38.045 (1)</b>	<b>80.04</b>		<b>17:46:07.470</b>	
4 -	57.609	41.173	1:38.782 (3)	79.44	0.737	17:47:46.252	
5 -	57.655	41.410	1:39.065	79.22	1.020	17:49:25.317	
6 -	57.952	42.672	1:40.624	77.99	2.579	17:51:05.941	

P10 191		Daniel GOOD		Triumph STREET TRIPLE - QFF, KEP and Joblings of Whitley E			
IDEAL LAP TIME : 1:38.015		BEST LAP TIME : 1:38.033		DIFFERENCE : 0.018			
LAP	SECTOR 1	SECTOR 2	LAP TIME	MPH	DIFF	TIME OF DAY	
1 -		43.123	1:49.044	71.97	11.011	17:42:54.571	
2 -	58.193	42.964	1:41.157	77.58	3.124	17:44:35.728	
3 -	58.497	42.975	1:41.472	77.34	3.439	17:46:17.200	
4 -	57.397	41.495	1:38.892 (3)	79.35	0.859	17:47:56.092	
5 -	56.906	<b>41.343</b>	1:38.249 (2)	79.87	0.216	17:49:34.341	
6 -	<b>56.672</b>	41.361	<b>1:38.033 (1)</b>	<b>80.05</b>		<b>17:51:12.374</b>	

P11 33 C		Aaren CARPENTER		Kawasaki ZX6R - Slugcrow Racing			
IDEAL LAP TIME : 1:39.867		BEST LAP TIME : 1:40.083		DIFFERENCE : 0.216			
LAP	SECTOR 1	SECTOR 2	LAP TIME	MPH	DIFF	TIME OF DAY	
1 -		42.321	1:46.866	73.43	6.783	17:42:52.393	
2 -	<b>57.798</b>	42.285	<b>1:40.083 (1)</b>	<b>78.41</b>		<b>17:44:32.476</b>	
3 -	57.937	42.161	1:40.098 (2)	78.40	0.015	17:46:12.574	
4 -	58.108	42.295	1:40.403 (3)	78.16	0.320	17:47:52.977	
5 -	58.724	<b>42.069</b>	1:40.793	77.86	0.710	17:49:33.770	
6 -	58.533	42.470	1:41.003	77.70	0.920	17:51:14.773	

P12 45 C		Jake MARSH		Kawasaki ZX6R - Zipped Up Racing			
IDEAL LAP TIME : 1:40.170		BEST LAP TIME : 1:40.170		DIFFERENCE : 0.000			
LAP	SECTOR 1	SECTOR 2	LAP TIME	MPH	DIFF	TIME OF DAY	
1 -		43.687	1:48.951	72.03	8.781	17:42:54.478	
2 -	58.661	43.383	1:42.044	76.90	1.874	17:44:36.522	
3 -	58.850	42.852	1:41.702 (2)	77.16	1.532	17:46:18.224	
4 -	58.932	43.782	1:42.714	76.40	2.544	17:48:00.938	
5 -	58.699	43.268	1:41.967 (3)	76.96	1.797	17:49:42.905	
6 -	<b>58.119</b>	<b>42.051</b>	<b>1:40.170 (1)</b>	<b>78.34</b>		<b>17:51:23.075</b>	

# BMCRC - MRO Championships 2022 - Rnd 5 @ Cadwell Park

## DART Motorsport MRO 600/GP2 inc Clubman 600

### RACE 19 - SECTOR ANALYSIS



SECTOR 1 = FL to I1, SECTOR 2 = I1 to FL, DIFF = Difference To Personal Best Lap, P = Crossed Finish Line in Pit Lane, D = Time Disallowed

P13 168 C		Aaron DALRYMPLE		Yamaha R6 - Team Blumpkin Racing		
IDEAL LAP TIME : 1:41.230		BEST LAP TIME : 1:41.230		DIFFERENCE : 0.000		
LAP	SECTOR 1	SECTOR 2	LAP TIME	MPH	DIFF	TIME OF DAY
1 -		43.552	1:48.515	72.32	7.285	17:42:54.042
2 -	<b>58.138</b>	<b>43.092</b>	<b>1:41.230 (1)</b>	<b>77.52</b>		<b>17:44:35.272</b>
3 -	58.483	43.308	1:41.791 (2)	77.09	0.561	17:46:17.063
4 -	59.699	43.419	1:43.118	76.10	1.888	17:48:00.181
5 -	59.129	43.763	1:42.892	76.27	1.662	17:49:43.073
6 -	58.960	43.323	1:42.283 (3)	76.72	1.053	17:51:25.356

P14 74 C		Tom VAUGHAN		Yamaha R6 -		
IDEAL LAP TIME : 1:41.296		BEST LAP TIME : 1:41.296		DIFFERENCE : 0.000		
LAP	SECTOR 1	SECTOR 2	LAP TIME	MPH	DIFF	TIME OF DAY
1 -		43.092	1:48.774	72.14	7.478	17:42:54.301
2 -	<b>58.226</b>	<b>43.070</b>	<b>1:41.296 (1)</b>	<b>77.47</b>		<b>17:44:35.597</b>
3 -	58.475	43.380	1:41.855 (2)	77.05	0.559	17:46:17.452
4 -	59.618	43.260	1:42.878 (3)	76.28	1.582	17:48:00.330
5 -	59.282	43.676	1:42.958	76.22	1.662	17:49:43.288
6 -	58.978	43.937	1:42.915	76.25	1.619	17:51:26.203

P15 62 C		Oliver NUNN		Yamaha R6 - Intertechnic UK & STVL		
IDEAL LAP TIME : 1:45.024		BEST LAP TIME : 1:45.330		DIFFERENCE : 0.306		
LAP	SECTOR 1	SECTOR 2	LAP TIME	MPH	DIFF	TIME OF DAY
1 -		45.491	1:53.414	69.19	8.084	17:42:58.941
2 -	1:00.694	45.013	1:45.707 (2)	74.24	0.377	17:44:44.648
3 -	<b>1:00.371</b>	44.959	<b>1:45.330 (1)</b>	<b>74.50</b>		<b>17:46:29.978</b>
4 -	1:01.167	<b>44.653</b>	1:45.820 (3)	74.16	0.490	17:48:15.798
5 -	1:01.189	45.261	1:46.450	73.72	1.120	17:50:02.248
6 -	1:00.936	45.243	1:46.179	73.91	0.849	17:51:48.427

P16 686 C		Liam SPILLER		Yamaha R6 - LD Renovate Ltd		
IDEAL LAP TIME : 1:46.881		BEST LAP TIME : 1:46.881		DIFFERENCE : 0.000		
LAP	SECTOR 1	SECTOR 2	LAP TIME	MPH	DIFF	TIME OF DAY
1 -		45.464	1:54.701	68.42	7.820	17:43:00.228
2 -	<b>1:02.007</b>	<b>44.874</b>	<b>1:46.881 (1)</b>	<b>73.42</b>		<b>17:44:47.109</b>
3 -	1:02.718	45.119	1:47.837 (2)	72.77	0.956	17:46:34.946
4 -	1:03.003	45.534	1:48.537 (3)	72.30	1.656	17:48:23.483
5 -	1:03.264	45.637	1:48.901	72.06	2.020	17:50:12.384
6 -	1:03.208	46.707	1:49.915	71.40	3.034	17:52:02.299

# BMCRC - MRO Championships 2022 - Rnd 5 @ Cadwell Park

## DART Motorsport MRO 600/GP2 inc Clubman 600

### RACE 19 - BEST SECTORS

SECTOR 1			SECTOR 2			IDEAL / BEST COMPARISON						
POS	NO	NAME	TIME	NO	NAME	TIME	POS	NO	NAME	IDEAL	BEST	DIFF
									<b>PERFECT LAP</b>	<b>1:34.131</b>		
1	52	DIXON	54.780	52	DIXON	39.351	1	52	DIXON	1:34.131	1:34.131	0.000
2	961	SIM	55.007	961	SIM	39.751	2	961	SIM	1:34.758	1:34.779	0.021
3	818	BARKER	55.179	661	HARRIS	40.120	3	661	HARRIS	1:35.381	1:35.384	0.003
4	661	HARRIS	55.261	30	MELLOR	40.237	4	818	BARKER	1:35.511	1:35.511	0.000
5	212	PALLET	55.274	818	BARKER	40.332	5	30	MELLOR	1:35.630	1:35.952	0.322
6	30	MELLOR	55.393	64	REECE	40.522	6	212	PALLET	1:35.859	1:36.140	0.281
7	169	CUNNINGHAM	56.167	212	PALLET	40.585	7	64	REECE	1:36.741	1:37.156	0.415
8	64	REECE	56.219	169	CUNNINGHAM	40.959	8	169	CUNNINGHAM	1:37.126	1:37.197	0.071
9	191	GOOD	56.672	511	CLARKE	41.015	9	191	GOOD	1:38.015	1:38.033	0.018
10	511	CLARKE	57.030	191	GOOD	41.343	10	511	CLARKE	1:38.045	1:38.045	0.000
11	33	CARPENTER	57.798	45	MARSH	42.051	11	33	CARPENTER	1:39.867	1:40.083	0.216
12	45	MARSH	58.119	33	CARPENTER	42.069	12	45	MARSH	1:40.170	1:40.170	0.000
13	168	DALRYMPLE	58.138	74	VAUGHAN	43.070	13	168	DALRYMPLE	1:41.230	1:41.230	0.000
14	74	VAUGHAN	58.226	168	DALRYMPLE	43.092	14	74	VAUGHAN	1:41.296	1:41.296	0.000
15	62	NUNN	1:00.371	62	NUNN	44.653	15	62	NUNN	1:45.024	1:45.330	0.306
16	686	SPILLER	1:02.007	686	SPILLER	44.874	16	686	SPILLER	1:46.881	1:46.881	0.000

# BMCRC - MRO Championships 2022 - Rnd 5 @ Cadwell Park

## DART Motorsport MRO 600/GP2 inc Clubman 600

### RACE 19 - STATISTICS

<b>Competitors Started</b>	16
<b>Planned Start</b>	2022-06-26 @ 17:10:00.000
<b>Actual Start</b>	2022-06-26 @ 17:41:05.526
<b>Finish Time</b>	2022-06-26 @ 17:50:39.760
<b>Track Length</b>	2.1800mi.
<b>Total Laps</b>	96
<b>Total Distance Covered</b>	209.2817mi.

#### Session Fastest Lap History

NO	CL	NAME	LAP TIME	TIME OF DAY	LAP	VEHICLE
961		Jack SIM	1:35.307	17:44:21.151	2	Kawasaki ZX6 R
52		Kam DIXON	1:35.216	17:44:21.376	2	Kawasaki ZX636
52		Kam DIXON	1:35.000	17:45:56.376	3	Kawasaki ZX636
52		Kam DIXON	1:34.404	17:47:30.780	4	Kawasaki ZX636
52		Kam DIXON	1:34.131	17:49:04.912	5	Kawasaki ZX636

#### Session Leader History

NO	CL	NAME	FROM LAP	LAPS LED	DISTANCE	VEHICLE
961		Jack SIM	1	2	4.36 miles	Kawasaki ZX6 R
52		Kam DIXON	3	4	8.72 miles	Kawasaki ZX636

#### Flag History

TYPE	TIME OF DAY
GREEN	17:41:05.526
FINISH	17:50:39.760

#### Flag Statistics

TYPE	COUNT	TOTAL LAPS	TOTAL TIME
Green	1	6	10:57.963
Red	0	0	0.000
Safety Car	0	0	0.000
FCY	0	0	0.000

# BMCRC - MRO Championships 2022 - Rnd 5 @ Cadwell Park

## DART Motorsport MRO 600/GP2 inc Clubman 600

### RACE 19 - STATISTICS

CLASS :

5 Starters

#### Fastest Lap History

NO	NAME	LAP TIME	TIME OF DAY	LAP	VEHICLE
961	Jack SIM	1:35.307	17:44:21.151	2	Kawasaki ZX6 R
52	Kam DIXON	1:35.216	17:44:21.376	2	Kawasaki ZX636
52	Kam DIXON	1:35.000	17:45:56.376	3	Kawasaki ZX636
52	Kam DIXON	1:34.404	17:47:30.780	4	Kawasaki ZX636
52	Kam DIXON	1:34.131	17:49:04.912	5	Kawasaki ZX636

#### Leader History

NO	NAME	FROM LAP	LAPS LED	DISTANCE	VEHICLE
961	Jack SIM	1	2	4.36 miles	Kawasaki ZX6 R
52	Kam DIXON	3	4	8.72 miles	Kawasaki ZX636

# BMCRC - MRO Championships 2022 - Rnd 5 @ Cadwell Park

## DART Motorsport MRO 600/GP2 inc Clubman 600

### RACE 19 - STATISTICS

**CLASS : C**

10 Starters

#### Fastest Lap History

NO	NAME	LAP TIME	TIME OF DAY	LAP	VEHICLE
30	Owen MELLOR	1:35.993	17:44:23.788	2	Kawaski ZX-6
30	Owen MELLOR	1:35.952	17:49:11.798	5	Kawaski ZX-6

#### Leader History

NO	NAME	FROM LAP	LAPS LED	DISTANCE	VEHICLE
30	Owen MELLOR	1	6	13.08 miles	Kawaski ZX-6

# BMCRC - MRO Championships 2022 - Rnd 5 @ Cadwell Park

## DART Motorsport MRO 600/GP2 inc Clubman 600

### RACE 19 - STATISTICS

**CLASS : GP2**

1 Starters

#### Fastest Lap History

NO	NAME	LAP TIME	TIME OF DAY	LAP	VEHICLE
661	Cameron HARRIS	1:35.956	17:44:24.067	2	Triumph 675R
661	Cameron HARRIS	1:35.723	17:49:11.757	5	Triumph 675R
661	Cameron HARRIS	1:35.384	17:50:47.141	6	Triumph 675R

#### Leader History

NO	NAME	FROM LAP	LAPS LED	DISTANCE	VEHICLE
661	Cameron HARRIS	1	6	13.08 miles	Triumph 675R



**Properly  
Protected**

**.CO.UK**



# MRO MINITWINS & ROOKIE MINITWINS

**Supported by Properly Protected**



**BMCRC-MRO Championships - Round 5**

**Cadwell Park**

**25<sup>th</sup> / 26<sup>th</sup> June 2022**



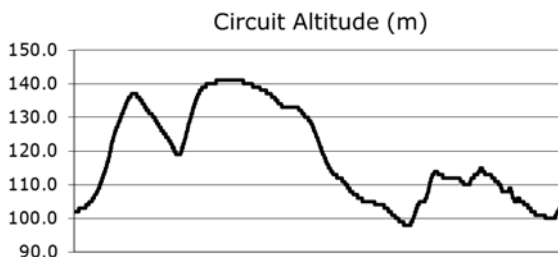
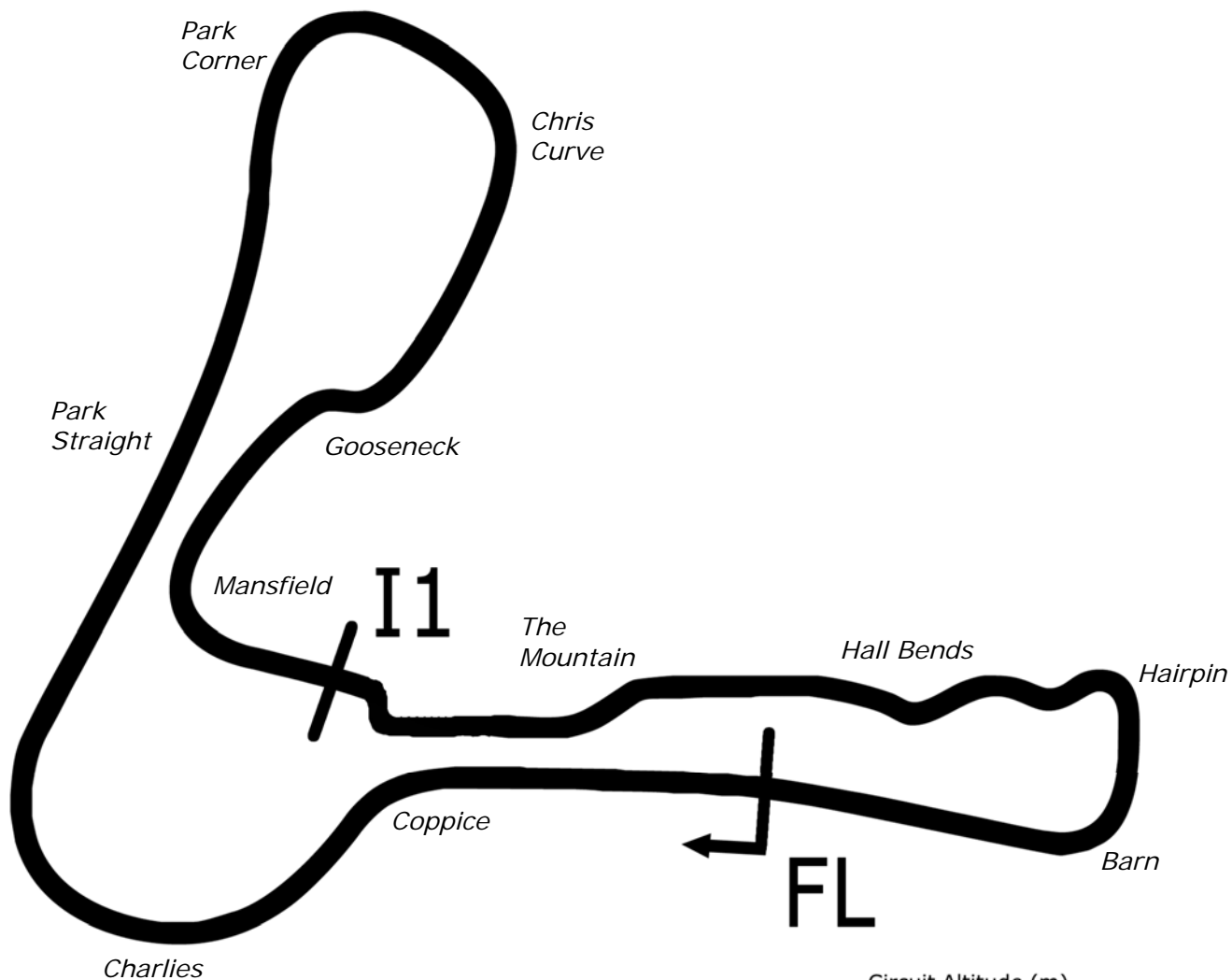
**SPORTS TIMING**

**TIMING SOLUTIONS LTD**

**Timing & Results Provided by Timing Solutions Ltd**

**[www.tsl-timing.com](http://www.tsl-timing.com)**

# Cadwell Park



Length	2.1800 miles	3508.4 m	
FL		53.31024 N	0.05940 W
I1	2330m	53.30708 N	0.06270 W
Pit Entry	3472m	53.31103 N	0.05889 W
Pit Exit	0m after FL	53.31030 N	0.05940 W
Pit Entry-Pit Exit 92m, 6.6s @50kph, 5.5s @60kph			

All results available at [www.tsl-timing.com](http://www.tsl-timing.com)

# BMCRC - MRO Championships 2022 - Rnd 5 @ Cadwell Park



## MRO Minitwins & Rookie Minitwins

### QUALIFYING - CLASSIFICATION - AMENDED

POS	NO	CL	PIC NAME	ENTRY	TIME	ON	LAPS	GAP	DIFF	MPH
1	184*	1	David TWYFORD	Suzuki SV650 - MHP, IMP Racing, RodHarwinE100	1:40.108	7	7			78.39
2	26	2	Glynn DAVIES	Suzuki SV650 -	1:40.774	7	7	0.666	0.666	77.87
3	97	3	Alex MANN	Suzuki SV650 - Michael Jones Jewellers, Esprit Group	1:41.735	6	7	1.627	0.961	77.14
4	9	4	Daniel GOOD	Suzuki SV650 - QFF, KEP and Joblings of Whitley Ba	1:41.941	6	7	1.833	0.206	76.98
5	166	5	Nik BAKER	Suzuki SV650 - K66, DMR customs	1:43.106	7	7	2.998	1.165	76.11
6	79	6	James O'MARA	Suzuki SV650 - BRP Machining Ltd	1:43.176	3	6	3.068	0.070	76.06
7	63	7	Stephen PERFITT	Suzuki SV650 - PKP Services Ltd	1:43.373	7	7	3.265	0.197	75.91
8	117	RMT 1	Brandon WRIGHT	Suzuki SV 650 - OneEliquids.com	1:43.897	7	7	3.789	0.524	75.53
9	114	8	Dean HOLLAND	Suzuki SV 650 - Sambucas forest hall/ merlin sidecars	1:44.184	4	7	4.076	0.287	75.32
10	19	9	Kevin LILLEY	Suzuki SV650 - Trafalgar Cleaning Eqpt. / Steve Jorda	1:44.718	5	7	4.610	0.534	74.94
11	6	10	Martin COOPER	Suzuki SV 650 -	1:45.220	5	6	5.112	0.502	74.58
12	99	RMT 2	Roger PARKES	Suzuki SV650 - Simply Owners Ltd	1:45.575	5	7	5.467	0.355	74.33
13	627	RMT 3	Aaron MONK	Suzuki SV650 - flyaspitfire.co.uk	1:45.865	7	7	5.757	0.290	74.13
14	5	11	Barry MANTLE	-	1:47.027	4	6	6.919	1.162	73.32
15	93	12	Tony BOTTO	Suzuki SV 650 - TB Motorcycles	1:48.187	7	7	8.079	1.160	72.54
16	71	13	Colin CLUNE	Suzuki SV650 -	1:49.027	7	7	8.919	0.840	71.98
17	153	RMT 4	Kristian JOHNSON	Suzuki SV650 - Eden Mobility	1:49.597	7	7	9.489	0.570	71.60
18	21	RMT 5	Clive BUTLER	Kawasaki ER6 -	1:49.921	3	7	9.813	0.324	71.39
19	34	14	Andrew JOHNSON	Suzuki SV650 - Rose & Charlie Racing	1:51.195	4	7	11.087	1.274	70.57
20	167	RMT 6	Terry SMITH	Suzuki SV650 - IMP Racing	1:53.119	7	7	13.011	1.924	69.37
21	47	15	Tristan BOHANAN	Suzuki SV 650 - Myself	1:53.172	7	7	13.064	0.053	69.34
22	116	16	Gareth FAITH	Suzuki SV650 - Sitramoto	1:53.557	3	6	13.449	0.385	69.11
23	18	17	Stephen LANE	Suzuki SV650 -	1:54.405	5	7	14.297	0.848	68.59
24	78	RMT 7	Tim FRAMPTON	Suzuki SV650 - K66	1:54.421	2	7	14.313	0.016	68.58
25	130	RMT 8	Vince JONES	Suzuki SV650 - Centurion Electrical	1:56.099	5	5	15.991	1.678	67.59
26	45	RMT 9	Terence QUINCE	Suzuki SV650 - K&Q	1:56.114	6	6	16.006	0.015	67.58
27	52	RMT 10	Stephen BAYLEY	Suzuki SV 650 - Mander Organ Builders	1:57.888	6	6	17.780	1.774	66.57
28	138	18	Craig JARMIN	Suzuki SV650 - SK PreP	2:05.303	1	1	25.195	7.415	62.63
29	789	RMT 11	Arthur BULL	Suzuki SV650S -	2:05.558	3	6	25.450	0.255	62.50

Bike #5 - Class correction

No. 184 - 1 Lap time disallowed; exceeding track limits.

Weather / Track : Sunny / Dry

These results are provisional until the conclusion of any judicial and technical matters.

Cadwell Park: 2.1800 miles

Date: 25/06/2022 Start: 09:00 Finish: 09:12

Clerk Of Course :	Stewards :	Timekeeper : Sarah Evans
-------------------	------------	--------------------------

Results can be found at [www.tsl-timing.com](http://www.tsl-timing.com)

Printed - 11:12 Saturday, 25 June 2022



# BMCRC - MRO Championships 2022 - Rnd 5 @ Cadwell Park

## MRO Minitwins & Rookie Minitwins

### QUALIFYING - SECTOR ANALYSIS



SECTOR 1 = FL to I1, SECTOR 2 = I1 to FL, DIFF = Difference To Personal Best Lap, P = Crossed Finish Line in Pit Lane, D = Time Disallowed

P1 184		David TWYFORD		Suzuki SV650 - MHP, IMP Racing, RodHarwin£100			
IDEAL LAP TIME : 1:39.188		BEST LAP TIME : 1:40.108		DIFFERENCE : 0.920			
LAP	SECTOR 1	SECTOR 2	LAP TIME	MPH	DIFF	TIME OF DAY	
1 -	1:03.635	45.574	1:49.209	71.86	9.101	09:03:41.894	
2 -	59.780	42.912	1:42.692	76.42	2.584	09:05:24.586	
3 -	59.051	43.474	1:42.525 (3)	76.54	2.417	09:07:07.111	
4 -	1:00.059	44.913	1:44.972	74.76	4.864	09:08:52.083	
5 -	1:00.038	<b>41.009</b>	1:41.047 D	77.66	0.939	09:10:33.130	
6 -	59.093	42.996	1:42.089 (2)	76.87	1.981	09:12:15.219	
7 -	<b>58.179</b>	41.929	<b>1:40.108 (1)</b>	<b>78.39</b>		<b>09:13:55.327</b>	

P2 26		Glynn DAVIES		Suzuki SV650 -			
IDEAL LAP TIME : 1:40.774		BEST LAP TIME : 1:40.774		DIFFERENCE : 0.000			
LAP	SECTOR 1	SECTOR 2	LAP TIME	MPH	DIFF	TIME OF DAY	
1 -	1:04.600	45.921	1:50.521	71.00	9.747	09:03:34.870	
2 -	1:01.188	44.155	1:45.343	74.50	4.569	09:05:20.213	
3 -	1:00.670	45.541	1:46.211	73.89	5.437	09:07:06.424	
4 -	59.989	45.104	1:45.093	74.67	4.319	09:08:51.517	
5 -	1:00.195	42.937	1:43.132 (3)	76.09	2.358	09:10:34.649	
6 -	59.012	42.005	1:41.017 (2)	77.69	0.243	09:12:15.666	
7 -	<b>58.964</b>	<b>41.810</b>	<b>1:40.774 (1)</b>	<b>77.87</b>		<b>09:13:56.440</b>	

P3 97		Alex MANN		Suzuki SV650 - Michael Jones Jewellers, Esprit Group			
IDEAL LAP TIME : 1:41.556		BEST LAP TIME : 1:41.735		DIFFERENCE : 0.179			
LAP	SECTOR 1	SECTOR 2	LAP TIME	MPH	DIFF	TIME OF DAY	
1 -	1:05.206	44.784	1:49.990	71.35	8.255	09:02:28.867	
2 -	1:01.645	43.617	1:45.262	74.55	3.527	09:04:14.129	
3 -	1:00.716	43.353	1:44.069	75.41	2.334	09:05:58.198	
4 -	1:00.687	43.147	1:43.834	75.58	2.099	09:07:42.032	
5 -	59.749	<b>42.229</b>	1:41.978 (2)	76.95	0.243	09:09:24.010	
6 -	<b>59.327</b>	42.408	<b>1:41.735 (1)</b>	<b>77.14</b>		<b>09:11:05.745</b>	
7 -	59.552	42.855	1:42.407 (3)	76.63	0.672	09:12:48.152	

P4 9		Daniel GOOD		Suzuki SV650 - QFF, KEP and Joblings of Whitley Bay			
IDEAL LAP TIME : 1:41.941		BEST LAP TIME : 1:41.941		DIFFERENCE : 0.000			
LAP	SECTOR 1	SECTOR 2	LAP TIME	MPH	DIFF	TIME OF DAY	
1 -	1:01.653	45.789	1:47.442	73.04	5.501	09:03:04.267	
2 -	59.660	46.336	1:45.996	74.04	4.055	09:04:50.263	
3 -	59.336	43.293	1:42.629 (3)	76.47	0.688	09:06:32.892	
4 -	59.364	43.201	1:42.565 (2)	76.51	0.624	09:08:15.457	
5 -	59.650	43.091	1:42.741	76.38	0.800	09:09:58.198	
6 -	<b>59.278</b>	<b>42.663</b>	<b>1:41.941 (1)</b>	<b>76.98</b>		<b>09:11:40.139</b>	
7 -	59.654	44.106	1:43.760	75.63	1.819	09:13:23.899	

P5 166		Nik BAKER		Suzuki SV650 - K66, DMR customs			
IDEAL LAP TIME : 1:42.770		BEST LAP TIME : 1:43.106		DIFFERENCE : 0.336			
LAP	SECTOR 1	SECTOR 2	LAP TIME	MPH	DIFF	TIME OF DAY	
1 -	1:06.815	46.354	1:53.169	69.34	10.063	09:02:43.400	
2 -	1:02.799	47.710	1:50.509	71.01	7.403	09:04:33.909	
3 -	1:00.865	45.283	1:46.148	73.93	3.042	09:06:20.057	
4 -	1:01.116	44.501	1:45.617	74.30	2.511	09:08:05.674	
5 -	1:00.983	43.080	1:44.063 (3)	75.41	0.957	09:09:49.737	
6 -	1:00.201	<b>43.054</b>	1:43.255 (2)	76.00	0.149	09:11:32.992	
7 -	<b>59.716</b>	43.390	<b>1:43.106 (1)</b>	<b>76.11</b>		<b>09:13:16.098</b>	

# BMCRC - MRO Championships 2022 - Rnd 5 @ Cadwell Park

## MRO Minitwins & Rookie Minitwins

### QUALIFYING - SECTOR ANALYSIS



SECTOR 1 = FL to I1, SECTOR 2 = I1 to FL, DIFF = Difference To Personal Best Lap, P = Crossed Finish Line in Pit Lane, D = Time Disallowed

P6 79		James O'MARA		Suzuki SV650 - BRP Machining Ltd			
IDEAL LAP TIME : 1:41.844		BEST LAP TIME : 1:43.176		DIFFERENCE : 1.332			
LAP	SECTOR 1	SECTOR 2	LAP TIME	MPH	DIFF	TIME OF DAY	
1 -	1:01.434	45.849	1:47.283	73.15	4.107	09:04:29.071	
2 -	1:02.789	44.213	1:47.002	73.34	3.826	09:06:16.073	
3 -	1:00.392	<b>42.784</b>	<b>1:43.176 (1)</b>	<b>76.06</b>		<b>09:07:59.249</b>	
4 -	<b>59.060</b>	45.748	1:44.808 (3)	74.88	1.632	09:09:44.057	
5 -	1:00.974	46.614	1:47.588	72.94	4.412	09:11:31.645	
6 -	1:00.169	43.839	1:44.008 (2)	75.45	0.832	09:13:15.653	

P7 63		Stephen PERFITT		Suzuki SV650 - PKP Services Ltd			
IDEAL LAP TIME : 1:43.373		BEST LAP TIME : 1:43.373		DIFFERENCE : 0.000			
LAP	SECTOR 1	SECTOR 2	LAP TIME	MPH	DIFF	TIME OF DAY	
1 -	1:05.159	45.654	1:50.813	70.82	7.440	09:03:17.839	
2 -	1:03.049	45.412	1:48.461	72.35	5.088	09:05:06.300	
3 -	1:01.161	43.958	1:45.119 (2)	74.65	1.746	09:06:51.419	
4 -	1:03.997	43.845	1:47.842	72.77	4.469	09:08:39.261	
5 -	1:03.557	46.574	1:50.131	71.26	6.758	09:10:29.392	
6 -	1:01.533	44.361	1:45.894 (3)	74.11	2.521	09:12:15.286	
7 -	<b>1:00.062</b>	<b>43.311</b>	<b>1:43.373 (1)</b>	<b>75.91</b>		<b>09:13:58.659</b>	

P8 117 RMT		Brandon WRIGHT		Suzuki SV 650 - OneEliquids.com			
IDEAL LAP TIME : 1:43.897		BEST LAP TIME : 1:43.897		DIFFERENCE : 0.000			
LAP	SECTOR 1	SECTOR 2	LAP TIME	MPH	DIFF	TIME OF DAY	
1 -	1:04.641	45.360	1:50.001	71.34	6.104	09:02:31.330	
2 -	1:01.737	44.510	1:46.247	73.86	2.350	09:04:17.577	
3 -	1:01.306	43.444	1:44.750 (2)	74.92	0.853	09:06:02.327	
4 -	1:01.810	43.899	1:45.709	74.24	1.812	09:07:48.036	
5 -	1:01.259	43.851	1:45.110 (3)	74.66	1.213	09:09:33.146	
6 -	1:01.096	44.138	1:45.234	74.57	1.337	09:11:18.380	
7 -	<b>1:00.527</b>	<b>43.370</b>	<b>1:43.897 (1)</b>	<b>75.53</b>		<b>09:13:02.277</b>	

P9 114		Dean HOLLAND		Suzuki SV 650 - Sambucas forest hall/ merlin sidecars			
IDEAL LAP TIME : 1:43.360		BEST LAP TIME : 1:44.184		DIFFERENCE : 0.824			
LAP	SECTOR 1	SECTOR 2	LAP TIME	MPH	DIFF	TIME OF DAY	
1 -	1:03.732	48.209	1:51.941	70.10	7.757	09:03:05.197	
2 -	1:00.557	45.407	1:45.964	74.06	1.780	09:04:51.161	
3 -	1:02.621	44.093	1:46.714	73.54	2.530	09:06:37.875	
4 -	1:00.428	<b>43.756</b>	<b>1:44.184 (1)</b>	<b>75.32</b>		<b>09:08:22.059</b>	
5 -	1:00.420	45.511	1:45.931	74.08	1.747	09:10:07.990	
6 -	1:00.574	43.959	1:44.533 (3)	75.07	0.349	09:11:52.523	
7 -	<b>59.604</b>	44.841	1:44.445 (2)	75.14	0.261	09:13:36.968	

P10 19		Kevin LILLEY		Suzuki SV650 - Trafalgar Cleaning Eqpt. / Steve Jordan Motorcy			
IDEAL LAP TIME : 1:44.188		BEST LAP TIME : 1:44.718		DIFFERENCE : 0.530			
LAP	SECTOR 1	SECTOR 2	LAP TIME	MPH	DIFF	TIME OF DAY	
1 -	1:04.029	44.672	1:48.701	72.19	3.983	09:03:11.307	
2 -	1:02.450	44.697	1:47.147	73.24	2.429	09:04:58.454	
3 -	1:02.043	47.191	1:49.234	71.84	4.516	09:06:47.688	
4 -	1:00.799	46.389	1:47.188	73.21	2.470	09:08:34.876	
5 -	1:00.747	<b>43.971</b>	<b>1:44.718 (1)</b>	<b>74.94</b>		<b>09:10:19.594</b>	
6 -	1:00.717	44.265	1:44.982 (2)	74.75	0.264	09:12:04.576	
7 -	<b>1:00.217</b>	44.883	1:45.100 (3)	74.67	0.382	09:13:49.676	

# BMCRC - MRO Championships 2022 - Rnd 5 @ Cadwell Park

## MRO Minitwins & Rookie Minitwins

### QUALIFYING - SECTOR ANALYSIS



SECTOR 1 = FL to I1, SECTOR 2 = I1 to FL, DIFF = Difference To Personal Best Lap, P = Crossed Finish Line in Pit Lane, D = Time Disallowed

P11 6		Martin COOPER		Suzuki SV 650 -			
IDEAL LAP TIME : 1:44.718		BEST LAP TIME : 1:45.220		DIFFERENCE : 0.502			
LAP	SECTOR 1	SECTOR 2	LAP TIME	MPH	DIFF	TIME OF DAY	
1 -	1:02.568	44.611	1:47.179	73.22	1.959	09:03:52.780	
2 -	1:01.821	44.317	1:46.138	73.94	0.918	09:05:38.918	
3 -	1:01.050	44.298	1:45.348 (2)	74.49	0.128	09:07:24.266	
4 -	1:01.707	43.895	1:45.602 (3)	74.31	0.382	09:09:09.868	
5 -	1:01.340	<b>43.880</b>	<b>1:45.220 (1)</b>	<b>74.58</b>		<b>09:10:55.088</b>	
6 -	<b>1:00.838</b>	45.635	1:46.473	73.70	1.253	09:12:41.561	

P12 99 RMT		Roger PARKES		Suzuki SV650 - Simply Owners Ltd			
IDEAL LAP TIME : 1:45.575		BEST LAP TIME : 1:45.575		DIFFERENCE : 0.000			
LAP	SECTOR 1	SECTOR 2	LAP TIME	MPH	DIFF	TIME OF DAY	
1 -	1:06.204	46.768	1:52.972	69.46	7.397	09:02:42.488	
2 -	1:02.940	45.472	1:48.412	72.39	2.837	09:04:30.900	
3 -	1:01.845	45.112	1:46.957	73.37	1.382	09:06:17.857	
4 -	1:01.729	44.444	1:46.173 (3)	73.91	0.598	09:08:04.030	
5 -	<b>1:01.167</b>	<b>44.408</b>	<b>1:45.575 (1)</b>	<b>74.33</b>		<b>09:09:49.605</b>	
6 -	1:01.509	45.655	1:47.164	73.23	1.589	09:11:36.769	
7 -	1:01.400	44.636	1:46.036 (2)	74.01	0.461	09:13:22.805	

P13 627 RMT		Aaron MONK		Suzuki SV650 - flyaspitfire.co.uk			
IDEAL LAP TIME : 1:45.703		BEST LAP TIME : 1:45.865		DIFFERENCE : 0.162			
LAP	SECTOR 1	SECTOR 2	LAP TIME	MPH	DIFF	TIME OF DAY	
1 -	1:08.465	48.100	1:56.565	67.32	10.700	09:02:36.665	
2 -	1:05.731	46.464	1:52.195	69.95	6.330	09:04:28.860	
3 -	1:03.318	46.013	1:49.331	71.78	3.466	09:06:18.191	
4 -	1:02.230	44.908	1:47.138	73.25	1.273	09:08:05.329	
5 -	1:01.599	44.477	1:46.076 (2)	73.98	0.211	09:09:51.405	
6 -	<b>1:01.550</b>	44.923	1:46.473 (3)	73.70	0.608	09:11:37.878	
7 -	1:01.712	<b>44.153</b>	<b>1:45.865 (1)</b>	<b>74.13</b>		<b>09:13:23.743</b>	

P14 5 RMT		Barry MANTLE		-			
IDEAL LAP TIME : 1:47.027		BEST LAP TIME : 1:47.027		DIFFERENCE : 0.000			
LAP	SECTOR 1	SECTOR 2	LAP TIME	MPH	DIFF	TIME OF DAY	
1 -	1:05.634	46.306	1:51.940	70.10	4.913	09:04:01.141	
2 -	1:05.365	46.268	1:51.633	70.30	4.606	09:05:52.774	
3 -	1:04.076	45.240	1:49.316	71.79	2.289	09:07:42.090	
4 -	<b>1:02.325</b>	<b>44.702</b>	<b>1:47.027 (1)</b>	<b>73.32</b>		<b>09:09:29.117</b>	
5 -	1:03.534	45.755	1:49.289 (3)	71.81	2.262	09:11:18.406	
6 -	1:03.134	45.771	1:48.905 (2)	72.06	1.878	09:13:07.311	

P15 93		Tony BOTTO		Suzuki SV 650 - TB Motorcycles			
IDEAL LAP TIME : 1:48.055		BEST LAP TIME : 1:48.187		DIFFERENCE : 0.132			
LAP	SECTOR 1	SECTOR 2	LAP TIME	MPH	DIFF	TIME OF DAY	
1 -	1:07.616	46.346	1:53.962	68.86	5.775	09:02:37.830	
2 -	1:05.753	46.263	1:52.016	70.06	3.829	09:04:29.846	
3 -	1:04.184	46.405	1:50.589	70.96	2.402	09:06:20.435	
4 -	1:04.078	<b>45.146</b>	1:49.224 (2)	71.85	1.037	09:08:09.659	
5 -	1:03.649	45.612	1:49.261 (3)	71.82	1.074	09:09:58.920	
6 -	1:03.810	45.654	1:49.464	71.69	1.277	09:11:48.384	
7 -	<b>1:02.909</b>	45.278	<b>1:48.187 (1)</b>	<b>72.54</b>		<b>09:13:36.571</b>	

# BMCRC - MRO Championships 2022 - Rnd 5 @ Cadwell Park

## MRO Minitwins & Rookie Minitwins

### QUALIFYING - SECTOR ANALYSIS



SECTOR 1 = FL to I1, SECTOR 2 = I1 to FL, DIFF = Difference To Personal Best Lap, P = Crossed Finish Line in Pit Lane, D = Time Disallowed

P16 71		Colin CLUNE		Suzuki SV650 -			
IDEAL LAP TIME : 1:48.786		BEST LAP TIME : 1:49.027		DIFFERENCE : 0.241			
LAP	SECTOR 1	SECTOR 2	LAP TIME	MPH	DIFF	TIME OF DAY	
1 -	1:06.291	47.319	1:53.610	69.07	4.583	09:02:37.315	
2 -	1:04.486	46.291	1:50.777	70.84	1.750	09:04:28.092	
3 -	1:03.344	46.433	1:49.777	71.49	0.750	09:06:17.869	
4 -	1:03.989	46.233	1:50.222	71.20	1.195	09:08:08.091	
5 -	1:03.114	46.228	1:49.342 (3)	71.77	0.315	09:09:57.433	
6 -	1:03.346	<b>45.768</b>	1:49.114 (2)	71.92	0.087	09:11:46.547	
7 -	<b>1:03.018</b>	46.009	<b>1:49.027 (1)</b>	<b>71.98</b>		<b>09:13:35.574</b>	

P17 153 RMT		Kristian JOHNSON		Suzuki SV650 - Eden Mobility			
IDEAL LAP TIME : 1:49.597		BEST LAP TIME : 1:49.597		DIFFERENCE : 0.000			
LAP	SECTOR 1	SECTOR 2	LAP TIME	MPH	DIFF	TIME OF DAY	
1 -	1:07.523	46.844	1:54.367	68.62	4.770	09:02:39.762	
2 -	1:04.763	46.407	1:51.170	70.59	1.573	09:04:30.932	
3 -	1:03.847	46.652	1:50.499 (3)	71.02	0.902	09:06:21.431	
4 -	1:04.539	46.009	1:50.548	70.99	0.951	09:08:11.979	
5 -	1:04.424	46.064	1:50.488 (2)	71.03	0.891	09:10:02.467	
6 -	1:04.373	46.523	1:50.896	70.76	1.299	09:11:53.363	
7 -	<b>1:03.775</b>	<b>45.822</b>	<b>1:49.597 (1)</b>	<b>71.60</b>		<b>09:13:42.960</b>	

P18 21 RMT		Clive BUTLER		Kawasaki ER6 -			
IDEAL LAP TIME : 1:49.479		BEST LAP TIME : 1:49.921		DIFFERENCE : 0.442			
LAP	SECTOR 1	SECTOR 2	LAP TIME	MPH	DIFF	TIME OF DAY	
1 -	1:09.055	47.686	1:56.741	67.22	6.820	09:02:45.689	
2 -	1:04.096	47.504	1:51.600	70.32	1.679	09:04:37.289	
3 -	1:03.693	<b>46.228</b>	<b>1:49.921 (1)</b>	<b>71.39</b>		<b>09:06:27.210</b>	
4 -	1:03.638	46.750	1:50.388 (3)	71.09	0.467	09:08:17.598	
5 -	1:04.377	46.575	1:50.952	70.73	1.031	09:10:08.550	
6 -	<b>1:03.251</b>	46.990	1:50.241 (2)	71.19	0.320	09:11:58.791	
7 -	1:04.143	46.571	1:50.714	70.88	0.793	09:13:49.505	

P19 34		Andrew JOHNSON		Suzuki SV650 - Rose & Charlie Racing			
IDEAL LAP TIME : 1:51.185		BEST LAP TIME : 1:51.195		DIFFERENCE : 0.010			
LAP	SECTOR 1	SECTOR 2	LAP TIME	MPH	DIFF	TIME OF DAY	
1 -	1:10.203	48.091	1:58.294	66.34	7.099	09:03:22.940	
2 -	1:04.478	46.864	1:51.342 (2)	70.48	0.147	09:05:14.282	
3 -	<b>1:04.380</b>	47.683	1:52.063 (3)	70.03	0.868	09:07:06.345	
4 -	1:04.390	<b>46.805</b>	<b>1:51.195 (1)</b>	<b>70.57</b>		<b>09:08:57.540</b>	
5 -	1:05.256	47.214	1:52.470	69.77	1.275	09:10:50.010	
6 -	1:04.435	47.736	1:52.171	69.96	0.976	09:12:42.181	
7 -	1:05.468	47.117	1:52.585	69.70	1.390	09:14:34.766	

P20 167 RMT		Terry SMITH		Suzuki SV650 - IMP Racing			
IDEAL LAP TIME : 1:53.050		BEST LAP TIME : 1:53.119		DIFFERENCE : 0.069			
LAP	SECTOR 1	SECTOR 2	LAP TIME	MPH	DIFF	TIME OF DAY	
1 -	1:11.544	49.317	2:00.861	64.93	7.742	09:02:51.362	
2 -	1:10.011	49.768	1:59.779	65.52	6.660	09:04:51.141	
3 -	1:08.926	49.421	1:58.347	66.31	5.228	09:06:49.488	
4 -	1:06.632	47.559	1:54.191 (3)	68.72	1.072	09:08:43.679	
5 -	1:06.725	47.517	1:54.242	68.69	1.123	09:10:37.921	
6 -	1:06.582	<b>47.036</b>	1:53.618 (2)	69.07	0.499	09:12:31.539	
7 -	<b>1:06.014</b>	47.105	<b>1:53.119 (1)</b>	<b>69.37</b>		<b>09:14:24.658</b>	

# BMCRC - MRO Championships 2022 - Rnd 5 @ Cadwell Park

## MRO Minitwins & Rookie Minitwins

### QUALIFYING - SECTOR ANALYSIS



SECTOR 1 = FL to I1, SECTOR 2 = I1 to FL, DIFF = Difference To Personal Best Lap, P = Crossed Finish Line in Pit Lane, D = Time Disallowed

P21 47		Tristan BOHANAN		Suzuki SV 650 - Myself			
IDEAL LAP TIME : 1:53.136		BEST LAP TIME : 1:53.172		DIFFERENCE : 0.036			
LAP	SECTOR 1	SECTOR 2	LAP TIME	MPH	DIFF	TIME OF DAY	
1 -	1:09.988	49.044	1:59.032	65.93	5.860	09:02:53.164	
2 -	1:08.944	50.226	1:59.170	65.85	5.998	09:04:52.334	
3 -	1:07.955	49.356	1:57.311	66.89	4.139	09:06:49.645	
4 -	1:08.030	47.810	1:55.840	67.74	2.668	09:08:45.485	
5 -	1:06.219	<b>47.501</b>	1:53.720 (2)	69.01	0.548	09:10:39.205	
6 -	1:06.025	47.863	1:53.888 (3)	68.91	0.716	09:12:33.093	
7 -	<b>1:05.635</b>	47.537	<b>1:53.172 (1)</b>	<b>69.34</b>		<b>09:14:26.265</b>	

P22 116		Gareth FAITH		Suzuki SV650 - Sitramoto			
IDEAL LAP TIME : 1:52.325		BEST LAP TIME : 1:53.557		DIFFERENCE : 1.232			
LAP	SECTOR 1	SECTOR 2	LAP TIME	MPH	DIFF	TIME OF DAY	
1 -	1:06.787	48.080	1:54.867 (3)	68.32	1.310	09:04:00.546	
2 -	1:06.613	<b>47.400</b>	1:54.013 (2)	68.83	0.456	09:05:54.559	
3 -	1:05.268	48.289	<b>1:53.557 (1)</b>	<b>69.11</b>		<b>09:07:48.116</b>	
4 -	1:07.375	48.666	1:56.041	67.63	2.484	09:09:44.157	
5 -	1:06.651	49.428	1:56.079	67.60	2.522	09:11:40.236	
6 -	<b>1:04.925</b>	50.075	1:55.000	68.24	1.443	09:13:35.236	

P23 18		Stephen LANE		Suzuki SV650 -			
IDEAL LAP TIME : 1:54.149		BEST LAP TIME : 1:54.405		DIFFERENCE : 0.256			
LAP	SECTOR 1	SECTOR 2	LAP TIME	MPH	DIFF	TIME OF DAY	
1 -	1:10.676	49.696	2:00.372	65.19	5.967	09:03:06.188	
2 -	1:07.438	48.120	1:55.558	67.91	1.153	09:05:01.746	
3 -	1:06.722	48.128	1:54.850 (3)	68.33	0.445	09:06:56.596	
4 -	1:07.423	48.374	1:55.797	67.77	1.392	09:08:52.393	
5 -	1:06.343	<b>48.062</b>	<b>1:54.405 (1)</b>	<b>68.59</b>		<b>09:10:46.798</b>	
6 -	<b>1:06.087</b>	48.866	1:54.953	68.27	0.548	09:12:41.751	
7 -	1:06.356	48.482	1:54.838 (2)	68.34	0.433	09:14:36.589	

P24 78 RMT		Tim FRAMPTON		Suzuki SV650 - K66			
IDEAL LAP TIME : 1:54.391		BEST LAP TIME : 1:54.421		DIFFERENCE : 0.030			
LAP	SECTOR 1	SECTOR 2	LAP TIME	MPH	DIFF	TIME OF DAY	
1 -	1:08.857	48.815	1:57.672	66.69	3.251	09:02:47.215	
2 -	<b>1:06.374</b>	48.047	<b>1:54.421 (1)</b>	<b>68.58</b>		<b>09:04:41.636</b>	
3 -	1:07.593	50.190	1:57.783	66.63	3.362	09:06:39.419	
4 -	1:07.861	48.342	1:56.203	67.53	1.782	09:08:35.622	
5 -	1:07.083	48.777	1:55.860	67.73	1.439	09:10:31.482	
6 -	1:07.547	48.039	1:55.586 (3)	67.89	1.165	09:12:27.068	
7 -	1:06.862	<b>48.017</b>	1:54.879 (2)	68.31	0.458	09:14:21.947	

P25 130 RMT		Vince JONES		Suzuki SV650 - Centurion Electrical			
IDEAL LAP TIME : 1:56.099		BEST LAP TIME : 1:56.099		DIFFERENCE : 0.000			
LAP	SECTOR 1	SECTOR 2	LAP TIME	MPH	DIFF	TIME OF DAY	
1 -	1:12.224	50.987	2:03.211	63.69	7.112	09:02:50.491	
2 -	1:11.338	50.356	2:01.694 (3)	64.49	5.595	09:04:52.185	
3 -	1:09.696	49.105	1:58.801 (2)	66.06	2.702	09:06:50.986	
4 -	1:13.116	50.976	2:04.092	63.24	7.993	09:08:55.078	
5 -	<b>1:07.621</b>	<b>48.478</b>	<b>1:56.099 (1)</b>	<b>67.59</b>		<b>09:10:51.177</b>	



# BMCRC - MRO Championships 2022 - Rnd 5 @ Cadwell Park

## MRO Minitwins & Rookie Minitwins

### QUALIFYING - SECTOR ANALYSIS



SECTOR 1 = FL to I1, SECTOR 2 = I1 to FL, DIFF = Difference To Personal Best Lap, P = Crossed Finish Line in Pit Lane, D = Time Disallowed

P26		45 RMT		Terence QUINCE		Suzuki SV650 - K&Q	
IDEAL LAP TIME : 1:56.114		BEST LAP TIME : 1:56.114		DIFFERENCE : 0.000			
LAP	SECTOR 1	SECTOR 2	LAP TIME	MPH	DIFF	TIME OF DAY	
1 -	1:11.632	50.820	2:02.452	64.09	6.338	09:03:10.743	
2 -	1:08.933	50.179	1:59.112	65.88	2.998	09:05:09.855	
3 -	1:09.742	49.768	1:59.510	65.66	3.396	09:07:09.365	
4 -	1:08.162	49.597	1:57.759 (2)	66.64	1.645	09:09:07.124	
5 -	1:08.610	49.271	1:57.881 (3)	66.57	1.767	09:11:05.005	
6 -	<b>1:07.458</b>	<b>48.656</b>	<b>1:56.114 (1)</b>	<b>67.58</b>		<b>09:13:01.119</b>	

P27		52 RMT		Stephen BAYLEY		Suzuki SV 650 - Mander Organ Builders	
IDEAL LAP TIME : 1:57.139		BEST LAP TIME : 1:57.888		DIFFERENCE : 0.749			
LAP	SECTOR 1	SECTOR 2	LAP TIME	MPH	DIFF	TIME OF DAY	
1 -	1:14.319	51.863	2:06.182	62.19	8.294	09:02:49.750	
2 -	1:10.869	50.053	2:00.922	64.90	3.034	09:04:50.672	
3 -	1:09.013	49.678	1:58.691 (2)	66.12	0.803	09:06:49.363	
4 -	1:11.264	49.657	2:00.921	64.90	3.033	09:08:50.284	
5 -	1:09.556	49.780	1:59.336 (3)	65.76	1.448	09:10:49.620	
6 -	1:09.014	<b>48.874</b>	<b>1:57.888 (1)</b>	<b>66.57</b>		<b>09:12:47.508</b>	

P28		138		Craig JARMIN		Suzuki SV650 - SK PreP	
IDEAL LAP TIME :		BEST LAP TIME : 2:05.303		DIFFERENCE :			
LAP	SECTOR 1	SECTOR 2	LAP TIME	MPH	DIFF	TIME OF DAY	
1 -			<b>2:05.303 (1)</b>	<b>62.63</b>		<b>09:03:53.609</b>	

P29		789 RMT		Arthur BULL		Suzuki SV650S -	
IDEAL LAP TIME : 2:05.509		BEST LAP TIME : 2:05.558		DIFFERENCE : 0.049			
LAP	SECTOR 1	SECTOR 2	LAP TIME	MPH	DIFF	TIME OF DAY	
1 -	1:16.114	54.390	2:10.504	60.13	4.946	09:02:59.593	
2 -	<b>1:14.115</b>	52.307	2:06.422 (2)	62.07	0.864	09:05:06.015	
3 -	1:14.164	<b>51.394</b>	<b>2:05.558 (1)</b>	<b>62.50</b>		<b>09:07:11.573</b>	
4 -	1:15.658	52.529	2:08.187	61.22	2.629	09:09:19.760	
5 -	1:14.282	53.183	2:07.465 (3)	61.57	1.907	09:11:27.225	
6 -	1:14.602	53.601	2:08.203	61.21	2.645	09:13:35.428	

# BMCRC - MRO Championships 2022 - Rnd 5 @ Cadwell Park

## MRO Minitwins & Rookie Minitwins

### QUALIFYING - BEST SECTORS

SECTOR 1				SECTOR 2				IDEAL / BEST COMPARISON				
POS	NO	NAME	TIME	NO	NAME	TIME	POS	NO	NAME	IDEAL	BEST	DIFF
									<b>PERFECT LAP</b>	<b>1:39.188</b>		
1	184	TWYFORD	<b>58.179</b>	184	TWYFORD	<b>41.009</b>	1	184	TWYFORD	1:39.188	1:40.108	<b>0.920</b>
2	26	DAVIES	<b>58.964</b>	26	DAVIES	<b>41.810</b>	2	26	DAVIES	1:40.774	1:40.774	<b>0.000</b>
3	79	O'MARA	<b>59.060</b>	97	MANN	<b>42.229</b>	3	97	MANN	1:41.556	1:41.735	<b>0.179</b>
4	9	GOOD	<b>59.278</b>	9	GOOD	<b>42.663</b>	4	79	O'MARA	1:41.844	1:43.176	<b>1.332</b>
5	97	MANN	<b>59.327</b>	79	O'MARA	<b>42.784</b>	5	9	GOOD	1:41.941	1:41.941	<b>0.000</b>
6	114	HOLLAND	<b>59.604</b>	166	BAKER	<b>43.054</b>	6	166	BAKER	1:42.770	1:43.106	<b>0.336</b>
7	166	BAKER	<b>59.716</b>	63	PERFITT	<b>43.311</b>	7	114	HOLLAND	1:43.360	1:44.184	<b>0.824</b>
8	63	PERFITT	<b>1:00.062</b>	117	WRIGHT	<b>43.370</b>	8	63	PERFITT	1:43.373	1:43.373	<b>0.000</b>
9	19	LILLEY	<b>1:00.217</b>	114	HOLLAND	<b>43.756</b>	9	117	WRIGHT	1:43.897	1:43.897	<b>0.000</b>
10	117	WRIGHT	<b>1:00.527</b>	6	COOPER	<b>43.880</b>	10	19	LILLEY	1:44.188	1:44.718	<b>0.530</b>
11	6	COOPER	<b>1:00.838</b>	19	LILLEY	<b>43.971</b>	11	6	COOPER	1:44.718	1:45.220	<b>0.502</b>
12	99	PARKES	<b>1:01.167</b>	627	MONK	<b>44.153</b>	12	99	PARKES	1:45.575	1:45.575	<b>0.000</b>
13	627	MONK	<b>1:01.550</b>	99	PARKES	<b>44.408</b>	13	627	MONK	1:45.703	1:45.865	<b>0.162</b>
14	5	MANTLE	<b>1:02.325</b>	5	MANTLE	<b>44.702</b>	14	5	MANTLE	1:47.027	1:47.027	<b>0.000</b>
15	93	BOTTO	<b>1:02.909</b>	93	BOTTO	<b>45.146</b>	15	93	BOTTO	1:48.055	1:48.187	<b>0.132</b>
16	71	CLUNE	<b>1:03.018</b>	71	CLUNE	<b>45.768</b>	16	71	CLUNE	1:48.786	1:49.027	<b>0.241</b>
17	21	BUTLER	<b>1:03.251</b>	153	JOHNSON	<b>45.822</b>	17	21	BUTLER	1:49.479	1:49.921	<b>0.442</b>
18	153	JOHNSON	<b>1:03.775</b>	21	BUTLER	<b>46.228</b>	18	153	JOHNSON	1:49.597	1:49.597	<b>0.000</b>
19	34	JOHNSON	<b>1:04.380</b>	34	JOHNSON	<b>46.805</b>	19	34	JOHNSON	1:51.185	1:51.195	<b>0.010</b>
20	116	FAITH	<b>1:04.925</b>	167	SMITH	<b>47.036</b>	20	116	FAITH	1:52.325	1:53.557	<b>1.232</b>
21	47	BOHANAN	<b>1:05.635</b>	116	FAITH	<b>47.400</b>	21	167	SMITH	1:53.050	1:53.119	<b>0.069</b>
22	167	SMITH	<b>1:06.014</b>	47	BOHANAN	<b>47.501</b>	22	47	BOHANAN	1:53.136	1:53.172	<b>0.036</b>
23	18	LANE	<b>1:06.087</b>	78	FRAMPTON	<b>48.017</b>	23	18	LANE	1:54.149	1:54.405	<b>0.256</b>
24	78	FRAMPTON	<b>1:06.374</b>	18	LANE	<b>48.062</b>	24	78	FRAMPTON	1:54.391	1:54.421	<b>0.030</b>
25	45	QUINCE	<b>1:07.458</b>	130	JONES	<b>48.478</b>	25	130	JONES	1:56.099	1:56.099	<b>0.000</b>
26	130	JONES	<b>1:07.621</b>	45	QUINCE	<b>48.656</b>	26	45	QUINCE	1:56.114	1:56.114	<b>0.000</b>
27	52	BAYLEY	<b>1:08.265</b>	52	BAYLEY	<b>48.874</b>	27	52	BAYLEY	1:57.139	1:57.888	<b>0.749</b>
28	789	BULL	<b>1:14.115</b>	789	BULL	<b>51.394</b>	28	789	BULL	2:05.509	2:05.558	<b>0.049</b>
29							29	138	JARMIN		2:05.303	

# BMCRC - MRO Championships 2022 - Rnd 5 @ Cadwell Park

## MRO Minitwins & Rookie Minitwins

### QUALIFYING - STATISTICS

Competitors Started	29
Planned Start	2022-06-25 @ 09:00:00.000
Actual Start	2022-06-25 @ 09:00:00.207
Finish Time	2022-06-25 @ 09:12:50.662
Track Length	2.1800mi.
Total Laps	188
Total Distance Covered	409.8435mi.

### Session Fastest Lap History

NO	CL	NAME	LAP TIME	TIME OF DAY	LAP	VEHICLE
97		Alex MANN	1:49.990	09:02:28.877	1	Suzuki SV650
9		Daniel GOOD	1:47.442	09:03:04.292	1	Suzuki SV650
6		Martin COOPER	1:47.179	09:03:52.795	1	Suzuki SV 650
97		Alex MANN	1:45.262	09:04:14.140	2	Suzuki SV650
184		David TWYFORD	1:42.692	09:05:24.601	2	Suzuki SV650
9		Daniel GOOD	1:42.629	09:06:32.917	3	Suzuki SV650
184		David TWYFORD	1:42.525	09:07:07.125	3	Suzuki SV650
97		Alex MANN	1:41.978	09:09:24.023	5	Suzuki SV650
97		Alex MANN	1:41.735	09:11:05.754	6	Suzuki SV650
26		Glynn DAVIES	1:41.017	09:12:15.696	6	Suzuki SV650
184		David TWYFORD	1:40.108	09:13:55.341	7	Suzuki SV650

### Flag History

TYPE	TIME OF DAY
GREEN	09:00:00.207
FINISH	09:12:50.662

### Flag Statistics

TYPE	COUNT	TOTAL LAPS	TOTAL TIME
Green	1	7	14:59.782
Red	0	0	0.000
Safety Car	0	0	0.000
FCY	0	0	0.000

# BMCRC - MRO Championships 2022 - Rnd 5 @ Cadwell Park

## MRO Minitwins & Rookie Minitwins

### QUALIFYING - STATISTICS

CLASS :

17 Starters

#### Fastest Lap History

NO	NAME	LAP TIME	TIME OF DAY	LAP	VEHICLE
97	Alex MANN	1:49.990	09:02:28.877	1	Suzuki SV650
9	Daniel GOOD	1:47.442	09:03:04.292	1	Suzuki SV650
6	Martin COOPER	1:47.179	09:03:52.795	1	Suzuki SV 650
97	Alex MANN	1:45.262	09:04:14.140	2	Suzuki SV650
184	David TWYFORD	1:42.692	09:05:24.601	2	Suzuki SV650
9	Daniel GOOD	1:42.629	09:06:32.917	3	Suzuki SV650
184	David TWYFORD	1:42.525	09:07:07.125	3	Suzuki SV650
97	Alex MANN	1:41.978	09:09:24.023	5	Suzuki SV650
97	Alex MANN	1:41.735	09:11:05.754	6	Suzuki SV650
26	Glynn DAVIES	1:41.017	09:12:15.696	6	Suzuki SV650
184	David TWYFORD	1:40.108	09:13:55.341	7	Suzuki SV650

# BMCRC - MRO Championships 2022 - Rnd 5 @ Cadwell Park

## MRO Minitwins & Rookie Minitwins

### QUALIFYING - STATISTICS

CLASS : RMT

12 Starters

#### Fastest Lap History

NO	NAME	LAP TIME	TIME OF DAY	LAP	VEHICLE
117	Brandon WRIGHT	<b>1:50.001</b>	09:02:31.340	1	Suzuki SV 650
117	Brandon WRIGHT	<b>1:46.247</b>	09:04:17.587	2	Suzuki SV 650
117	Brandon WRIGHT	<b>1:44.750</b>	09:06:02.338	3	Suzuki SV 650
117	Brandon WRIGHT	<b>1:43.897</b>	09:13:02.290	7	Suzuki SV 650

# BMCRC - MRO Championships 2022 - Rnd 5 @ Cadwell Park



## MRO Minitwins & Rookie Minitwins

### RACE 1 - GRID (7 Laps)

ROW 11	31	<b>744</b> Gary ANDERSON			
ROW 10	28	<b>138</b> Craig JARMIN	2:05.303	29	<b>789</b> Arthur BULL
					2:05.558
				30	<b>16</b> James BUCHANAN
ROW 9	25	<b>130</b> Vince JONES	1:56.099	26	<b>45</b> Terence QUINCE
					1:56.114
				27	<b>52</b> Stephen BAYLEY
					1:57.888
ROW 8	22	<b>116</b> Gareth FAITH	1:53.557	23	<b>18</b> Stephen LANE
					1:54.405
				24	<b>78</b> Tim FRAMPTON
					1:54.421
ROW 7	19	<b>34</b> Andrew JOHNSON	1:51.195	20	<b>167</b> Terry SMITH
					1:53.119
				21	<b>47</b> Tristan BOHANAN
					1:53.172
ROW 6	16	<b>71</b> Colin CLUNE	1:49.027	17	<b>153</b> Kristian JOHNSON
					1:49.597
				18	<b>21</b> Clive BUTLER
					1:49.921
ROW 5	13	<b>627</b> Aaron MONK	1:45.865	14	<b>5</b> Barry MANTLE
					1:47.027
				15	<b>93</b> Tony BOTTO
					1:48.187
ROW 4	10	<b>19</b> Kevin LILLEY	1:44.718	11	<b>6</b> Martin COOPER
					1:45.220
				12	<b>99</b> Roger PARKES
					1:45.575
ROW 3	7	<b>63</b> Stephen PERFITT	1:43.373	8	<b>117</b> Brandon WRIGHT
					1:43.897
				9	<b>114</b> Dean HOLLAND
					1:44.184
ROW 2	4	<b>9</b> Daniel GOOD	1:41.941	5	<b>166</b> Nik BAKER
					1:43.106
				6	<b>79</b> James O'MARA
					1:43.176
ROW 1	1	<b>184</b> David TWYFORD	1:40.108	2	<b>26</b> Glynn DAVIES
					1:40.774
				3	<b>97</b> Alex MANN
					1:41.735
					<b>Pole</b>

Cadwell Park: 2.1800 miles

These results are provisional until the conclusion of any judicial and technical matters.

Clerk Of Course :	Stewards :	Timekeeper : Sarah Evans
-------------------	------------	--------------------------

Results can be found at [www.tsl-timing.com](http://www.tsl-timing.com)

Printed - 09:17 Saturday, 25 June 2022



# BMCRC - MRO Championships 2022 - Rnd 5 @ Cadwell Park



## MRO Minitwins & Rookie Minitwins

### RACE 1 - CLASSIFICATION

POS	NO	CL	PIC NAME	ENTRY	LAPS	TIME	GAP	DIFF	MPH	BEST	ON
1	26		1 Glynn DAVIES	Suzuki SV650 -	6	10:03.951			77.96	1:39.033	5
2	9		2 Daniel GOOD	Suzuki SV650 - QFF, KEP and Joblings of Whitley	6	10:04.544	0.593	0.593	77.89	1:38.827	6
3	184		3 David TWYFORD	Suzuki SV650 - MHP, IMP Racing, RodHarwinE100	6	10:05.758	1.807	1.214	77.73	1:39.504	5
4	79		4 James O'MARA	Suzuki SV650 - BRP Machining Ltd	6	10:12.383	8.432	6.625	76.89	1:40.414	4
5	19		5 Kevin LILLEY	Suzuki SV650 - Trafalgar Cleaning Eqpt. / Steve Jor	6	10:24.189	20.238	11.806	75.43	1:42.224	2
6	166		6 Nik BAKER	Suzuki SV650 - K66, DMR customs	6	10:25.754	21.803	1.565	75.25	1:42.500	4
7	63		7 Stephen PERFITT	Suzuki SV650 - PKP Services Ltd	6	10:26.091	22.140	0.337	75.21	1:42.682	2
8	117	RMT	1 Brandon WRIGHT	Suzuki SV 650 - OneEliquids.com	6	10:26.789	22.838	0.698	75.12	1:42.851	2
9	6		8 Martin COOPER	Suzuki SV 650 -	6	10:28.077	24.126	1.288	74.97	1:42.375	4
10	5		9 Barry MANTLE	-	6	10:36.460	32.509	8.383	73.98	1:43.926	2
11	99	RMT	2 Roger PARKES	Suzuki SV650 - Simply Owners Ltd	6	10:38.984	35.033	2.524	73.69	1:44.456	2
12	627	RMT	3 Aaron MONK	Suzuki SV650 - flyaspitfire.co.uk	6	10:43.044	39.093	4.060	73.22	1:44.779	4
13	71		10 Colin CLUNE	Suzuki SV650 -	6	10:53.817	49.866	10.773	72.02	1:47.322	2
14	93		11 Tony BOTTO	Suzuki SV 650 - TB Motorcycles	6	11:04.530	1:00.579	10.713	70.85	1:48.178	5
15	34		12 Andrew JOHNSON	Suzuki SV650 - Rose & Charlie Racing	6	11:05.023	1:01.072	0.493	70.80	1:49.018	3
16	21	RMT	4 Clive BUTLER	Kawasaki ER6 -	6	11:12.457	1:08.506	7.434	70.02	1:50.173	4
17	116		13 Gareth FAITH	Suzuki SV650 - Sitramoto	6	11:15.673	1:11.722	3.216	69.69	1:50.963	2
18	153	RMT	5 Kristian JOHNSON	Suzuki SV650 - Eden Mobility	6	11:18.347	1:14.396	2.674	69.41	1:50.974	6
19	47		14 Tristan BOHANAN	Suzuki SV 650 - Myself	6	11:19.063	1:15.112	0.716	69.34	1:50.262	2
20	78	RMT	6 Tim FRAMPTON	Suzuki SV650 - K66	6	11:19.318	1:15.367	0.255	69.31	1:50.711	6
21	167	RMT	7 Terry SMITH	Suzuki SV650 - IMP Racing	6	11:20.024	1:16.073	0.706	69.24	1:51.130	6
22	18		15 Stephen LANE	Suzuki SV650 -	6	12:02.132	1:58.181	42.108	65.20	1:55.022	2
23	45	RMT	8 Terence QUINCE	Suzuki SV650 - K&Q	6	12:02.987	1:59.036	0.855	65.13	1:54.786	5
24	52	RMT	9 Stephen BAYLEY	Suzuki SV 650 - Mander Organ Builders	6	14:14.247	4:10.296	2:11.260	55.12	1:54.430	5
25	789	RMT	10 Arthur BULL	Suzuki SV650S -	5	10:29.230	1 Lap	1 Lap	62.36	2:03.796	5

#### NOT CLASSIFIED

DNF	97		Alex MANN	Suzuki SV650 - Michael Jones Jewellers, Esprit Gro	5	8:40.686	1 Lap		75.36	1:41.510	4
NC	130	RMT	Vince JONES	Suzuki SV650 - Centurion Electrical	5	9:55.035	1 Lap	1:14.349	65.94	1:56.688	5
DNF	114		Dean HOLLAND	Suzuki SV 650 - Sambucas forest hall/ merlin sideca	2	3:32.196	4 Laps	3 Laps	73.96	1:42.759	2
DNF	138		Craig JARMIN	Suzuki SV650 - SK PreP	0						

#### FASTEST LAP

	9		Daniel GOOD	Suzuki SV650 - QFF, KEP and Joblings of Whitley	6	1:38.827			79.41 mph	127.80 kph	
	117	RMT	Brandon WRIGHT	Suzuki SV 650 - OneEliquids.com	2	1:42.851			76.30 mph	122.80 kph	

**Bike #130 - not running at time of red flag**  
**Class - 92.5% of Race Speed = 72.11 mph**  
**Class RMT - 92.5% of Race Speed = 69.48 mph**

Race Distance: 6 Laps / 13.08 miles

Cadwell Park: 2.1800 miles

Date: 25/06/2022 Start: 11:51 Finish: 12:01

Weather / Track : Cloudy / Dry

These results are provisional until the conclusion of any judicial and technical matters.

Clerk Of Course :	Stewards :	Timekeeper : Sarah Evans
-------------------	------------	--------------------------

Results can be found at [www.tsl-timing.com](http://www.tsl-timing.com)

Printed - 12:11 Saturday, 25 June 2022



# BMCRC - MRO Championships 2022 - Rnd 5 @ Cadwell Park

## MRO Minitwins & Rookie Minitwins

### RACE 1 - LAP CHART

LAP 1 @ 11:52:51.144		
NO	BEHIND	LAP TIME

26		1:45.896
9	0.213	1:46.109
184	0.739	1:46.635
63	1.834	1:47.730
79	2.274	1:48.170
117	3.099	1:48.995
166	3.484	1:49.380
114	3.541	1:49.437
6	3.808	1:49.704
19	4.434	1:50.330
97	4.656	1:50.552
5	5.808	1:51.704
99	6.883	1:52.779
627	7.575	1:53.471
71	9.083	1:54.979
116	10.383	1:56.279
34	11.729	1:57.625
93	12.151	1:58.047
21	13.423	1:59.319
153	14.549	2:00.445
47	15.117	2:01.013
78	16.220	2:02.116
167	16.984	2:02.880
18	19.598	2:05.494
45	20.710	2:06.606
130	21.257	2:07.153
52	22.158	2:08.054
789	24.925	2:10.821

LAP 2 @ 11:54:30.889		
NO	BEHIND	LAP TIME

9		1:39.532
26	0.558	1:40.303
184	0.871	1:39.877
79	3.284	1:40.755
63	4.771	1:42.682
117	6.205	1:42.851
166	6.311	1:42.572
114	6.555	1:42.759
19	6.913	1:42.224
6	7.600	1:43.537
97	7.865	1:42.954
5	9.989	1:43.926
99	11.594	1:44.456
627	13.305	1:45.475
71	16.660	1:47.322
34	21.145	1:49.161
116	21.601	1:50.963
93	22.608	1:50.202
21	24.339	1:50.661
47	25.634	1:50.262
153	26.532	1:51.728
78	28.069	1:51.594
167	29.180	1:51.941
18	34.875	1:55.022
45	37.435	1:56.470
130	38.207	1:56.695
52	38.894	1:56.481
789	49.580	2:04.400

LAP 3 @ 11:56:10.783		
NO	BEHIND	LAP TIME

9		1:39.894
26	0.318	1:39.654
184	0.844	1:39.867
79	4.232	1:40.842
63	7.602	1:42.725
117	9.435	1:43.124
19	9.606	1:42.587
97	10.738	1:42.767
166	11.065	1:44.648
6	11.461	1:43.755
5	14.882	1:44.787
99	16.357	1:44.657
627	19.291	1:45.880
71	24.142	1:47.376
34	30.269	1:49.018
93	33.167	1:50.453
116	33.651	1:51.944
21	34.809	1:50.364
47	38.202	1:52.462
153	38.647	1:52.009
78	40.510	1:52.335
167	40.707	1:51.421
18	50.807	1:55.826
45	54.447	1:56.906
130	55.954	1:57.641
52	56.639	1:57.639
789	1:14.493	2:04.807

LAP 4 @ 11:57:50.955		
NO	BEHIND	LAP TIME

9		1:40.172
26	0.145	1:39.999
184	0.728	1:40.056
79	4.474	1:40.414
63	11.268	1:43.838
19	11.751	1:42.317
97	12.076	1:41.510
117	13.124	1:43.861
166	13.393	1:42.500
6	13.664	1:42.375
5	19.064	1:44.354
99	21.153	1:44.968
627	23.898	1:44.779
71	32.295	1:48.325
34	39.298	1:49.201
93	41.853	1:48.858
21	44.810	1:50.173
116	46.198	1:52.719
47	49.622	1:51.592
153	50.083	1:51.608
78	51.553	1:51.215
167	51.981	1:51.446
18	1:05.887	1:55.252
45	1:10.323	1:56.048
52	1:11.370	1:54.903
130	1:12.640	1:56.858

LAP 5 @ 11:59:30.133		
NO	BEHIND	LAP TIME

26		1:39.033
789	1 Lap	2:05.406
9	0.832	1:40.010

184	1.054	1:39.504
79	6.303	1:41.007
97	15.801	1:42.903
19	15.840	1:43.267
63	16.734	1:44.644
166	17.458	1:43.243
117	17.881	1:43.935
6	17.936	1:43.450
5	25.708	1:45.822
99	28.067	1:46.092
627	31.257	1:46.537
71	41.219	1:48.102
34	49.980	1:49.860
93	50.853	1:48.178
21	55.857	1:50.225
116	58.747	1:51.727
47	1:02.062	1:51.618
153	1:02.488	1:51.583
78	1:03.722	1:51.347
167	1:04.009	1:51.206
18	1:23.701	1:56.992
45	1:25.931	1:54.786
52	1:26.622	1:54.430
130	1:30.150	1:56.688

LAP 6 @ 12:01:09.199		
NO	BEHIND	LAP TIME

26		1:39.066
9	0.593	1:38.827
184	1.807	1:39.819
79	8.432	1:41.195
19	20.238	1:43.464
166	21.803	1:43.411
63	22.140	1:44.472
117	22.838	1:44.023
6	24.126	1:45.256
789	1 Lap	2:03.796
5	32.509	1:45.867
99	35.033	1:46.032
627	39.093	1:46.902
71	49.866	1:47.713
93	1:00.579	1:48.792
34	1:01.072	1:50.158
21	1:08.506	1:51.715
116	1:11.722	1:52.041
153	1:14.396	1:50.974
47	1:15.112	1:52.116
78	1:15.367	1:50.711
167	1:16.073	1:51.130
18	1:58.181	2:13.546
45	1:59.036	2:12.171
52	4:10.296	4:22.740



# BMCRC - MRO Championships 2022 - Rnd 5 @ Cadwell Park

## MRO Minitwins & Rookie Minitwins

### RACE 1 - SECTOR ANALYSIS



SECTOR 1 = FL to I1, SECTOR 2 = I1 to FL, DIFF = Difference To Personal Best Lap, P = Crossed Finish Line in Pit Lane, D = Time Disallowed

P1 26		Glynn DAVIES		Suzuki SV650 -		
IDEAL LAP TIME : 1:39.016		BEST LAP TIME : 1:39.033		DIFFERENCE : 0.017		
LAP	SECTOR 1	SECTOR 2	LAP TIME	MPH	DIFF	TIME OF DAY
1 -		42.389	1:45.896	74.11	6.863	11:52:51.144
2 -	58.502	41.801	1:40.303	78.24	1.270	11:54:31.447
3 -	58.170	41.484	1:39.654 (3)	78.75	0.621	11:56:11.101
4 -	58.170	41.829	1:39.999	78.48	0.966	11:57:51.100
5 -	<b>57.824</b>	41.209	<b>1:39.033 (1)</b>	<b>79.24</b>		<b>11:59:30.133</b>
6 -	57.874	<b>41.192</b>	1:39.066 (2)	79.22	0.033	12:01:09.199

P2 9		Daniel GOOD		Suzuki SV650 - QFF, KEP and Joblings of Whitley Bay		
IDEAL LAP TIME : 1:38.827		BEST LAP TIME : 1:38.827		DIFFERENCE : 0.000		
LAP	SECTOR 1	SECTOR 2	LAP TIME	MPH	DIFF	TIME OF DAY
1 -		42.191	1:46.109	73.96	7.282	11:52:51.357
2 -	57.960	41.572	1:39.532 (2)	78.84	0.705	11:54:30.889
3 -	58.416	41.478	1:39.894 (3)	78.56	1.067	11:56:10.783
4 -	58.286	41.886	1:40.172	78.34	1.345	11:57:50.955
5 -	58.474	41.536	1:40.010	78.47	1.183	11:59:30.965
6 -	<b>57.736</b>	<b>41.091</b>	<b>1:38.827 (1)</b>	<b>79.41</b>		<b>12:01:09.792</b>

P3 184		David TWYFORD		Suzuki SV650 - MHP, IMP Racing, RodHarwin£100		
IDEAL LAP TIME : 1:39.375		BEST LAP TIME : 1:39.504		DIFFERENCE : 0.129		
LAP	SECTOR 1	SECTOR 2	LAP TIME	MPH	DIFF	TIME OF DAY
1 -		42.192	1:46.635	73.59	7.131	11:52:51.883
2 -	58.283	41.594	1:39.877	78.57	0.373	11:54:31.760
3 -	58.335	41.532	1:39.867 (3)	78.58	0.363	11:56:11.627
4 -	<b>57.979</b>	42.077	1:40.056	78.43	0.552	11:57:51.683
5 -	58.108	<b>41.396</b>	<b>1:39.504 (1)</b>	<b>78.87</b>		<b>11:59:31.187</b>
6 -	58.137	41.682	1:39.819 (2)	78.62	0.315	12:01:11.006

P4 79		James O'MARA		Suzuki SV650 - BRP Machining Ltd		
IDEAL LAP TIME : 1:40.065		BEST LAP TIME : 1:40.414		DIFFERENCE : 0.349		
LAP	SECTOR 1	SECTOR 2	LAP TIME	MPH	DIFF	TIME OF DAY
1 -		43.604	1:48.170	72.55	7.756	11:52:53.418
2 -	58.350	42.405	1:40.755 (2)	77.89	0.341	11:54:34.173
3 -	58.523	42.319	1:40.842 (3)	77.82	0.428	11:56:15.015
4 -	58.319	<b>42.095</b>	<b>1:40.414 (1)</b>	<b>78.15</b>		<b>11:57:55.429</b>
5 -	<b>57.970</b>	43.037	1:41.007	77.69	0.593	11:59:36.436
6 -	58.755	42.440	1:41.195	77.55	0.781	12:01:17.631

P5 19		Kevin LILLEY		Suzuki SV650 - Trafalgar Cleaning Eqpt. / Steve Jordan Motorcy		
IDEAL LAP TIME : 1:42.207		BEST LAP TIME : 1:42.224		DIFFERENCE : 0.017		
LAP	SECTOR 1	SECTOR 2	LAP TIME	MPH	DIFF	TIME OF DAY
1 -		43.456	1:50.330	71.13	8.106	11:52:55.578
2 -	59.622	<b>42.602</b>	<b>1:42.224 (1)</b>	<b>76.77</b>		<b>11:54:37.802</b>
3 -	59.969	42.618	1:42.587 (3)	76.50	0.363	11:56:20.389
4 -	59.650	42.667	1:42.317 (2)	76.70	0.093	11:58:02.706
5 -	1:00.064	43.203	1:43.267	75.99	1.043	11:59:45.973
6 -	<b>59.605</b>	43.859	1:43.464	75.85	1.240	12:01:29.437

P6 166		Nik BAKER		Suzuki SV650 - K66, DMR customs		
IDEAL LAP TIME : 1:42.318		BEST LAP TIME : 1:42.500		DIFFERENCE : 0.182		
LAP	SECTOR 1	SECTOR 2	LAP TIME	MPH	DIFF	TIME OF DAY
1 -		43.494	1:49.380	71.75	6.880	11:52:54.628
2 -	59.776	<b>42.796</b>	1:42.572 (2)	76.51	0.072	11:54:37.200
3 -	1:00.979	43.669	1:44.648	74.99	2.148	11:56:21.848
4 -	<b>59.522</b>	42.978	<b>1:42.500 (1)</b>	<b>76.56</b>		<b>11:58:04.348</b>
5 -	1:00.198	43.045	1:43.243 (3)	76.01	0.743	11:59:47.591
6 -	59.548	43.863	1:43.411	75.89	0.911	12:01:31.002

# BMCRC - MRO Championships 2022 - Rnd 5 @ Cadwell Park

## MRO Minitwins & Rookie Minitwins

### RACE 1 - SECTOR ANALYSIS



SECTOR 1 = FL to I1, SECTOR 2 = I1 to FL, DIFF = Difference To Personal Best Lap, P = Crossed Finish Line in Pit Lane, D = Time Disallowed

P7 63		Stephen PERFITT		Suzuki SV650 - PKP Services Ltd		
IDEAL LAP TIME : 1:41.960		BEST LAP TIME : 1:42.682		DIFFERENCE : 0.722		
LAP	SECTOR 1	SECTOR 2	LAP TIME	MPH	DIFF	TIME OF DAY
1 -		42.934	1:47.730	72.84	5.048	11:52:52.978
2 -	<b>59.412</b>	43.270	<b>1:42.682 (1)</b>	<b>76.43</b>		<b>11:54:35.660</b>
3 -	1:00.177	<b>42.548</b>	1:42.725 (2)	76.39	0.043	11:56:18.385
4 -	1:00.574	43.264	1:43.838 (3)	75.57	1.156	11:58:02.223
5 -	1:00.720	43.924	1:44.644	74.99	1.962	11:59:46.867
6 -	59.922	44.550	1:44.472	75.12	1.790	12:01:31.339

P8 117 RMT		Brandon WRIGHT		Suzuki SV 650 - OneEliquids.com		
IDEAL LAP TIME : 1:42.549		BEST LAP TIME : 1:42.851		DIFFERENCE : 0.302		
LAP	SECTOR 1	SECTOR 2	LAP TIME	MPH	DIFF	TIME OF DAY
1 -		43.352	1:48.995	72.00	6.144	11:52:54.243
2 -	<b>59.765</b>	43.086	<b>1:42.851 (1)</b>	<b>76.30</b>		<b>11:54:37.094</b>
3 -	1:00.340	<b>42.784</b>	1:43.124 (2)	76.10	0.273	11:56:20.218
4 -	1:01.049	42.812	1:43.861 (3)	75.56	1.010	11:58:04.079
5 -	59.997	43.938	1:43.935	75.50	1.084	11:59:48.014
6 -	59.847	44.176	1:44.023	75.44	1.172	12:01:32.037

P9 6		Martin COOPER		Suzuki SV 650 -		
IDEAL LAP TIME : 1:42.337		BEST LAP TIME : 1:42.375		DIFFERENCE : 0.038		
LAP	SECTOR 1	SECTOR 2	LAP TIME	MPH	DIFF	TIME OF DAY
1 -		43.033	1:49.704	71.53	7.329	11:52:54.952
2 -	1:00.592	<b>42.945</b>	1:43.537 (3)	75.79	1.162	11:54:38.489
3 -	1:00.122	43.633	1:43.755	75.64	1.380	11:56:22.244
4 -	<b>59.392</b>	42.983	<b>1:42.375 (1)</b>	<b>76.65</b>		<b>11:58:04.619</b>
5 -	1:00.231	43.219	1:43.450 (2)	75.86	1.075	11:59:48.069
6 -	1:00.028	45.228	1:45.256	74.56	2.881	12:01:33.325

P10 5		Barry MANTLE		-		
IDEAL LAP TIME : 1:43.926		BEST LAP TIME : 1:43.926		DIFFERENCE : 0.000		
LAP	SECTOR 1	SECTOR 2	LAP TIME	MPH	DIFF	TIME OF DAY
1 -		43.499	1:51.704	70.25	7.778	11:52:56.952
2 -	<b>1:00.430</b>	<b>43.496</b>	<b>1:43.926 (1)</b>	<b>75.51</b>		<b>11:54:40.878</b>
3 -	1:01.087	43.700	1:44.787 (3)	74.89	0.861	11:56:25.665
4 -	1:00.716	43.638	1:44.354 (2)	75.20	0.428	11:58:10.019
5 -	1:01.358	44.464	1:45.822	74.16	1.896	11:59:55.841
6 -	1:01.670	44.197	1:45.867	74.13	1.941	12:01:41.708

P11 99 RMT		Roger PARKES		Suzuki SV650 - Simply Owners Ltd		
IDEAL LAP TIME : 1:44.456		BEST LAP TIME : 1:44.456		DIFFERENCE : 0.000		
LAP	SECTOR 1	SECTOR 2	LAP TIME	MPH	DIFF	TIME OF DAY
1 -		44.006	1:52.779	69.58	8.323	11:52:58.027
2 -	<b>1:00.680</b>	<b>43.776</b>	<b>1:44.456 (1)</b>	<b>75.13</b>		<b>11:54:42.483</b>
3 -	1:00.841	43.816	1:44.657 (2)	74.98	0.201	11:56:27.140
4 -	1:00.979	43.989	1:44.968 (3)	74.76	0.512	11:58:12.108
5 -	1:01.361	44.731	1:46.092	73.97	1.636	11:59:58.200
6 -	1:01.401	44.631	1:46.032	74.01	1.576	12:01:44.232

P12 627 RMT		Aaron MONK		Suzuki SV650 - flyaspitfire.co.uk		
IDEAL LAP TIME : 1:44.779		BEST LAP TIME : 1:44.779		DIFFERENCE : 0.000		
LAP	SECTOR 1	SECTOR 2	LAP TIME	MPH	DIFF	TIME OF DAY
1 -		44.385	1:53.471	69.16	8.692	11:52:58.719
2 -	1:00.773	44.702	1:45.475 (2)	74.40	0.696	11:54:44.194
3 -	1:00.957	44.923	1:45.880 (3)	74.12	1.101	11:56:30.074
4 -	<b>1:00.600</b>	<b>44.179</b>	<b>1:44.779 (1)</b>	<b>74.90</b>		<b>11:58:14.853</b>
5 -	1:02.069	44.468	1:46.537	73.66	1.758	12:00:01.390
6 -	1:01.337	45.565	1:46.902	73.41	2.123	12:01:48.292

# BMCRC - MRO Championships 2022 - Rnd 5 @ Cadwell Park

## MRO Minitwins & Rookie Minitwins

### RACE 1 - SECTOR ANALYSIS



SECTOR 1 = FL to I1, SECTOR 2 = I1 to FL, DIFF = Difference To Personal Best Lap, P = Crossed Finish Line in Pit Lane, D = Time Disallowed

P13 71		Colin CLUNE		Suzuki SV650 -		
IDEAL LAP TIME : 1:47.205		BEST LAP TIME : 1:47.322		DIFFERENCE : 0.117		
LAP	SECTOR 1	SECTOR 2	LAP TIME	MPH	DIFF	TIME OF DAY
1 -		45.358	1:54.979	68.25	7.657	11:53:00.227
2 -	1:02.053	<b>45.269</b>	<b>1:47.322 (1)</b>	<b>73.12</b>		<b>11:54:47.549</b>
3 -	<b>1:01.936</b>	45.440	1:47.376 (2)	73.08	0.054	11:56:34.925
4 -	1:02.516	45.809	1:48.325	72.44	1.003	11:58:23.250
5 -	1:02.549	45.553	1:48.102	72.59	0.780	12:00:11.352
6 -	1:02.180	45.533	1:47.713 (3)	72.86	0.391	12:01:59.065

P14 93		Tony BOTTO		Suzuki SV 650 - TB Motorcycles		
IDEAL LAP TIME : 1:48.178		BEST LAP TIME : 1:48.178		DIFFERENCE : 0.000		
LAP	SECTOR 1	SECTOR 2	LAP TIME	MPH	DIFF	TIME OF DAY
1 -		45.644	1:58.047	66.48	9.869	11:53:03.295
2 -	1:04.310	45.892	1:50.202	71.21	2.024	11:54:53.497
3 -	1:03.627	46.826	1:50.453	71.05	2.275	11:56:43.950
4 -	1:03.414	45.444	1:48.858 (3)	72.09	0.680	11:58:32.808
5 -	<b>1:03.169</b>	<b>45.009</b>	<b>1:48.178 (1)</b>	<b>72.54</b>		<b>12:00:20.986</b>
6 -	1:03.296	45.496	1:48.792 (2)	72.13	0.614	12:02:09.778

P15 34		Andrew JOHNSON		Suzuki SV650 - Rose & Charlie Racing		
IDEAL LAP TIME : 1:48.704		BEST LAP TIME : 1:49.018		DIFFERENCE : 0.314		
LAP	SECTOR 1	SECTOR 2	LAP TIME	MPH	DIFF	TIME OF DAY
1 -		<b>45.873</b>	1:57.625	66.72	8.607	11:53:02.873
2 -	<b>1:02.831</b>	46.330	1:49.161 (2)	71.89	0.143	11:54:52.034
3 -	1:02.952	46.066	<b>1:49.018 (1)</b>	<b>71.98</b>		<b>11:56:41.052</b>
4 -	1:03.280	45.921	1:49.201 (3)	71.86	0.183	11:58:30.253
5 -	1:03.879	45.981	1:49.860	71.43	0.842	12:00:20.113
6 -	1:03.833	46.325	1:50.158	71.24	1.140	12:02:10.271

P16 21 RMT		Clive BUTLER		Kawasaki ER6 -		
IDEAL LAP TIME : 1:49.466		BEST LAP TIME : 1:50.173		DIFFERENCE : 0.707		
LAP	SECTOR 1	SECTOR 2	LAP TIME	MPH	DIFF	TIME OF DAY
1 -		46.300	1:59.319	65.77	9.146	11:53:04.567
2 -	1:04.235	46.426	1:50.661	70.91	0.488	11:54:55.228
3 -	1:04.156	46.208	1:50.364 (3)	71.11	0.191	11:56:45.592
4 -	1:03.909	46.264	<b>1:50.173 (1)</b>	<b>71.23</b>		<b>11:58:35.765</b>
5 -	1:04.225	<b>46.000</b>	1:50.225 (2)	71.20	0.052	12:00:25.990
6 -	<b>1:03.466</b>	48.249	1:51.715	70.25	1.542	12:02:17.705

P17 116		Gareth FAITH		Suzuki SV650 - Sitramoto		
IDEAL LAP TIME : 1:49.458		BEST LAP TIME : 1:50.963		DIFFERENCE : 1.505		
LAP	SECTOR 1	SECTOR 2	LAP TIME	MPH	DIFF	TIME OF DAY
1 -		<b>45.776</b>	1:56.279	67.49	5.316	11:53:01.527
2 -	<b>1:03.682</b>	47.281	<b>1:50.963 (1)</b>	<b>70.72</b>		<b>11:54:52.490</b>
3 -	1:04.222	47.722	1:51.944 (3)	70.10	0.981	11:56:44.434
4 -	1:05.483	47.236	1:52.719	69.62	1.756	11:58:37.153
5 -	1:04.666	47.061	1:51.727 (2)	70.24	0.764	12:00:28.880
6 -	1:04.844	47.197	1:52.041	70.04	1.078	12:02:20.921

P18 153 RMT		Kristian JOHNSON		Suzuki SV650 - Eden Mobility		
IDEAL LAP TIME : 1:50.642		BEST LAP TIME : 1:50.974		DIFFERENCE : 0.332		
LAP	SECTOR 1	SECTOR 2	LAP TIME	MPH	DIFF	TIME OF DAY
1 -		46.766	2:00.445	65.15	9.471	11:53:05.693
2 -	1:05.187	46.541	1:51.728	70.24	0.754	11:54:57.421
3 -	1:05.012	46.997	1:52.009	70.06	1.035	11:56:49.430
4 -	<b>1:04.313</b>	47.295	1:51.608 (3)	70.31	0.634	11:58:41.038
5 -	1:04.706	46.877	1:51.583 (2)	70.33	0.609	12:00:32.621
6 -	1:04.645	<b>46.329</b>	<b>1:50.974 (1)</b>	<b>70.71</b>		<b>12:02:23.595</b>

# BMCRC - MRO Championships 2022 - Rnd 5 @ Cadwell Park

## MRO Minitwins & Rookie Minitwins

### RACE 1 - SECTOR ANALYSIS



SECTOR 1 = FL to I1, SECTOR 2 = I1 to FL, DIFF = Difference To Personal Best Lap, P = Crossed Finish Line in Pit Lane, D = Time Disallowed

P19 47		Tristan BOHANAN		Suzuki SV 650 - Myself		
IDEAL LAP TIME : 1:50.262		BEST LAP TIME : 1:50.262		DIFFERENCE : 0.000		
LAP	SECTOR 1	SECTOR 2	LAP TIME	MPH	DIFF	TIME OF DAY
1 -		46.621	2:01.013	64.85	10.751	11:53:06.261
2 -	<b>1:03.928</b>	<b>46.334</b>	<b>1:50.262 (1)</b>	<b>71.17</b>		<b>11:54:56.523</b>
3 -	1:05.502	46.960	1:52.462	69.78	2.200	11:56:48.985
4 -	1:04.449	47.143	1:51.592 (2)	70.32	1.330	11:58:40.577
5 -	1:04.793	46.825	1:51.618 (3)	70.31	1.356	12:00:32.195
6 -	1:04.668	47.448	1:52.116	69.99	1.854	12:02:24.311

P20 78 RMT		Tim FRAMPTON		Suzuki SV650 - K66		
IDEAL LAP TIME : 1:50.704		BEST LAP TIME : 1:50.711		DIFFERENCE : 0.007		
LAP	SECTOR 1	SECTOR 2	LAP TIME	MPH	DIFF	TIME OF DAY
1 -		47.491	2:02.116	64.26	11.405	11:53:07.364
2 -	1:04.177	47.417	1:51.594	70.32	0.883	11:54:58.958
3 -	1:05.109	47.226	1:52.335	69.86	1.624	11:56:51.293
4 -	1:04.339	46.876	1:51.215 (2)	70.56	0.504	11:58:42.508
5 -	1:04.631	<b>46.716</b>	1:51.347 (3)	70.48	0.636	12:00:33.855
6 -	<b>1:03.988</b>	46.723	<b>1:50.711 (1)</b>	<b>70.88</b>		<b>12:02:24.566</b>

P21 167 RMT		Terry SMITH		Suzuki SV650 - IMP Racing		
IDEAL LAP TIME : 1:50.535		BEST LAP TIME : 1:51.130		DIFFERENCE : 0.595		
LAP	SECTOR 1	SECTOR 2	LAP TIME	MPH	DIFF	TIME OF DAY
1 -		47.869	2:02.880	63.86	11.750	11:53:08.128
2 -	1:05.559	46.382	1:51.941	70.10	0.811	11:55:00.069
3 -	1:05.145	<b>46.276</b>	1:51.421 (3)	70.43	0.291	11:56:51.490
4 -	1:04.743	46.703	1:51.446	70.42	0.316	11:58:42.936
5 -	1:04.721	46.485	1:51.206 (2)	70.57	0.076	12:00:34.142
6 -	<b>1:04.259</b>	46.871	<b>1:51.130 (1)</b>	<b>70.62</b>		<b>12:02:25.272</b>

P22 18		Stephen LANE		Suzuki SV650 -		
IDEAL LAP TIME : 1:54.561		BEST LAP TIME : 1:55.022		DIFFERENCE : 0.461		
LAP	SECTOR 1	SECTOR 2	LAP TIME	MPH	DIFF	TIME OF DAY
1 -		48.466	2:05.494	62.53	10.472	11:53:10.742
2 -	1:07.020	<b>48.002</b>	<b>1:55.022 (1)</b>	<b>68.23</b>		<b>11:55:05.764</b>
3 -	<b>1:06.559</b>	49.267	1:55.826 (3)	67.75	0.804	11:57:01.590
4 -	1:07.057	48.195	1:55.252 (2)	68.09	0.230	11:58:56.842
5 -	1:08.366	48.626	1:56.992	67.08	1.970	12:00:53.834
6 -	1:06.923	1:06.623	2:13.546	58.76	18.524	12:03:07.380

P23 45 RMT		Terence QUINCE		Suzuki SV650 - K&Q		
IDEAL LAP TIME : 1:54.078		BEST LAP TIME : 1:54.786		DIFFERENCE : 0.708		
LAP	SECTOR 1	SECTOR 2	LAP TIME	MPH	DIFF	TIME OF DAY
1 -		49.266	2:06.606	61.98	11.820	11:53:11.854
2 -	1:07.731	48.739	1:56.470 (3)	67.38	1.684	11:55:08.324
3 -	1:07.600	49.306	1:56.906	67.13	2.120	11:57:05.230
4 -	1:07.578	48.470	1:56.048 (2)	67.62	1.262	11:59:01.278
5 -	1:06.975	<b>47.811</b>	<b>1:54.786 (1)</b>	<b>68.37</b>		<b>12:00:56.064</b>
6 -	<b>1:06.267</b>	1:05.904	2:12.171	59.37	17.385	12:03:08.235

P24 52 RMT		Stephen BAYLEY		Suzuki SV 650 - Mander Organ Builders		
IDEAL LAP TIME : 1:53.569		BEST LAP TIME : 1:54.430		DIFFERENCE : 0.861		
LAP	SECTOR 1	SECTOR 2	LAP TIME	MPH	DIFF	TIME OF DAY
1 -		49.697	2:08.054	61.28	13.624	11:53:13.302
2 -	1:08.250	48.231	1:56.481 (3)	67.37	2.051	11:55:09.783
3 -	1:08.669	48.970	1:57.639	66.71	3.209	11:57:07.422
4 -	1:07.403	<b>47.500</b>	1:54.903 (2)	68.30	0.473	11:59:02.325
5 -	1:06.124	48.306	<b>1:54.430 (1)</b>	<b>68.58</b>		<b>12:00:56.755</b>
6 -	<b>1:06.069</b>	3:16.671	4:22.740	29.87	2:28.310	12:05:19.495

# BMCRC - MRO Championships 2022 - Rnd 5 @ Cadwell Park

## MRO Minitwins & Rookie Minitwins

### RACE 1 - SECTOR ANALYSIS



SECTOR 1 = FL to I1, SECTOR 2 = I1 to FL, DIFF = Difference To Personal Best Lap, P = Crossed Finish Line in Pit Lane, D = Time Disallowed

LAP	SECTOR 1	SECTOR 2	LAP TIME	MPH	DIFF	TIME OF DAY
<b>P25 789 RMT Arthur BULL</b> Suzuki SV650S -						
IDEAL LAP TIME : 2:03.002		BEST LAP TIME : 2:03.796		DIFFERENCE : 0.794		
1 -		<b>51.132</b>	2:10.821	59.99	7.025	11:53:16.069
2 -	1:12.277	52.123	2:04.400 (2)	63.08	0.604	11:55:20.469
3 -	1:13.122	51.685	2:04.807 (3)	62.88	1.011	11:57:25.276
4 -	1:13.451	51.955	2:05.406	62.58	1.610	11:59:30.682
5 -	<b>1:11.870</b>	51.926	<b>2:03.796 (1)</b>	<b>63.39</b>		<b>12:01:34.478</b>
<b>P26 97 Alex MANN</b> Suzuki SV650 - Michael Jones Jewellers, Esprit Group						
IDEAL LAP TIME : 1:41.153		BEST LAP TIME : 1:41.510		DIFFERENCE : 0.357		
1 -		43.497	1:50.552	70.98	9.042	11:52:55.800
2 -	59.989	42.965	1:42.954	76.22	1.444	11:54:38.754
3 -	59.596	43.171	1:42.767 (2)	76.36	1.257	11:56:21.521
4 -	59.359	<b>42.151</b>	<b>1:41.510 (1)</b>	<b>77.31</b>		<b>11:58:03.031</b>
5 -	1:00.153	42.750	1:42.903 (3)	76.26	1.393	11:59:45.934
<b>P27 130 RMT Vince JONES</b> Suzuki SV650 - Centurion Electrical						
IDEAL LAP TIME : 1:56.247		BEST LAP TIME : 1:56.688		DIFFERENCE : 0.441		
1 -		49.084	2:07.153	61.72	10.465	11:53:12.401
2 -	<b>1:07.880</b>	48.815	1:56.695 (2)	67.25	0.007	11:55:09.096
3 -	1:08.554	49.087	1:57.641	66.71	0.953	11:57:06.737
4 -	1:08.220	48.638	1:56.858 (3)	67.15	0.170	11:59:03.595
5 -	1:08.321	<b>48.367</b>	<b>1:56.688 (1)</b>	<b>67.25</b>		<b>12:01:00.283</b>
<b>P28 114 Dean HOLLAND</b> Suzuki SV 650 - Sambucas forest hall/ merlin sidecars						
IDEAL LAP TIME : 1:42.759		BEST LAP TIME : 1:42.759		DIFFERENCE : 0.000		
1 -		43.284	1:49.437	71.71	6.678	11:52:54.685
2 -	<b>59.940</b>	<b>42.819</b>	<b>1:42.759 (1)</b>	<b>76.37</b>		<b>11:54:37.444</b>

# BMCRC - MRO Championships 2022 - Rnd 5 @ Cadwell Park

## MRO Minitwins & Rookie Minitwins

### RACE 1 - BEST SECTORS

SECTOR 1			SECTOR 2			IDEAL / BEST COMPARISON						
POS	NO	NAME	TIME	NO	NAME	TIME	POS	NO	NAME	IDEAL	BEST	DIFF
									<b>PERFECT LAP</b>	<b>1:38.827</b>		
1	9	GOOD	57.736	9	GOOD	41.091	1	9	GOOD	1:38.827	1:38.827	0.000
2	26	DAVIES	57.824	26	DAVIES	41.192	2	26	DAVIES	1:39.016	1:39.033	0.017
3	79	O'MARA	57.970	184	TWYFORD	41.396	3	184	TWYFORD	1:39.375	1:39.504	0.129
4	184	TWYFORD	57.979	79	O'MARA	42.095	4	79	O'MARA	1:40.065	1:40.414	0.349
5	97	MANN	59.002	97	MANN	42.151	5	97	MANN	1:41.153	1:41.510	0.357
6	6	COOPER	59.392	63	PERFITT	42.548	6	63	PERFITT	1:41.960	1:42.682	0.722
7	63	PERFITT	59.412	19	LILLEY	42.602	7	19	LILLEY	1:42.207	1:42.224	0.017
8	166	BAKER	59.522	117	WRIGHT	42.784	8	166	BAKER	1:42.318	1:42.500	0.182
9	19	LILLEY	59.605	166	BAKER	42.796	9	6	COOPER	1:42.337	1:42.375	0.038
10	117	WRIGHT	59.765	114	HOLLAND	42.819	10	117	WRIGHT	1:42.549	1:42.851	0.302
11	114	HOLLAND	59.940	6	COOPER	42.945	11	114	HOLLAND	1:42.759	1:42.759	0.000
12	5	MANTLE	1:00.430	5	MANTLE	43.496	12	5	MANTLE	1:43.926	1:43.926	0.000
13	627	MONK	1:00.600	99	PARKES	43.776	13	99	PARKES	1:44.456	1:44.456	0.000
14	99	PARKES	1:00.680	627	MONK	44.179	14	627	MONK	1:44.779	1:44.779	0.000
15	71	CLUNE	1:01.936	93	BOTTO	45.009	15	71	CLUNE	1:47.205	1:47.322	0.117
16	34	JOHNSON	1:02.831	71	CLUNE	45.269	16	93	BOTTO	1:48.178	1:48.178	0.000
17	93	BOTTO	1:03.169	116	FAITH	45.776	17	34	JOHNSON	1:48.704	1:49.018	0.314
18	21	BUTLER	1:03.466	34	JOHNSON	45.873	18	116	FAITH	1:49.458	1:50.963	1.505
19	116	FAITH	1:03.682	21	BUTLER	46.000	19	21	BUTLER	1:49.466	1:50.173	0.707
20	47	BOHANAN	1:03.928	167	SMITH	46.276	20	47	BOHANAN	1:50.262	1:50.262	0.000
21	78	FRAMPTON	1:03.988	153	JOHNSON	46.329	21	167	SMITH	1:50.535	1:51.130	0.595
22	167	SMITH	1:04.259	47	BOHANAN	46.334	22	153	JOHNSON	1:50.642	1:50.974	0.332
23	153	JOHNSON	1:04.313	78	FRAMPTON	46.716	23	78	FRAMPTON	1:50.704	1:50.711	0.007
24	52	BAYLEY	1:06.069	52	BAYLEY	47.500	24	52	BAYLEY	1:53.569	1:54.430	0.861
25	45	QUINCE	1:06.267	45	QUINCE	47.811	25	45	QUINCE	1:54.078	1:54.786	0.708
26	18	LANE	1:06.559	18	LANE	48.002	26	18	LANE	1:54.561	1:55.022	0.461
27	130	JONES	1:07.880	130	JONES	48.367	27	130	JONES	1:56.247	1:56.688	0.441
28	789	BULL	1:11.870	789	BULL	51.132	28	789	BULL	2:03.002	2:03.796	0.794
29												

# BMCRC - MRO Championships 2022 - Rnd 5 @ Cadwell Park

## MRO Minitwins & Rookie Minitwins

### RACE 1 - STATISTICS

**Competitors Started** 28  
**Planned Start** 2022-06-25 @ 11:50:00.000  
**Actual Start** 2022-06-25 @ 11:51:05.247  
**Finish Time** 2022-06-25 @ 12:01:09.198  
**Track Length** 2.1800mi.  
**Total Laps** 158  
**Total Distance Covered** 344.4429mi.

#### Session Fastest Lap History

NO	CL	NAME	LAP TIME	TIME OF DAY	LAP	VEHICLE
9		Daniel GOOD	1:39.532	11:54:30.914	2	Suzuki SV650
26		Glynn DAVIES	1:39.033	11:59:30.166	5	Suzuki SV650
9		Daniel GOOD	1:38.827	12:01:09.816	6	Suzuki SV650

#### Session Leader History

NO	CL	NAME	FROM LAP	LAPS LED	DISTANCE	VEHICLE
26		Glynn DAVIES	1	1	2.18 miles	Suzuki SV650
9		Daniel GOOD	2	3	6.54 miles	Suzuki SV650
26		Glynn DAVIES	5	2	4.36 miles	Suzuki SV650

#### Flag History

TYPE	TIME OF DAY
GREEN	11:51:05.247
FINISH	12:01:09.198

#### Flag Statistics

TYPE	COUNT	TOTAL LAPS	TOTAL TIME
Green	1	6	14:50.690
Red	0	0	0.000
Safety Car	0	0	0.000
FCY	0	0	0.000

# BMCRC - MRO Championships 2022 - Rnd 5 @ Cadwell Park

## MRO Minitwins & Rookie Minitwins

### RACE 1 - STATISTICS

CLASS :

17 Starters

#### Fastest Lap History

NO	NAME	LAP TIME	TIME OF DAY	LAP	VEHICLE
9	Daniel GOOD	1:39.532	11:54:30.914	2	Suzuki SV650
26	Glynn DAVIES	1:39.033	11:59:30.166	5	Suzuki SV650
9	Daniel GOOD	1:38.827	12:01:09.816	6	Suzuki SV650

#### Leader History

NO	NAME	FROM LAP	LAPS LED	DISTANCE	VEHICLE
26	Glynn DAVIES	1	1	2.18 miles	Suzuki SV650
9	Daniel GOOD	2	3	6.54 miles	Suzuki SV650
26	Glynn DAVIES	5	2	4.36 miles	Suzuki SV650



# BMCRC - MRO Championships 2022 - Rnd 5 @ Cadwell Park

## MRO Minitwins & Rookie Minitwins

### RACE 1 - STATISTICS

**CLASS : RMT**

11 Starters

#### Fastest Lap History

NO	NAME	LAP TIME	TIME OF DAY	LAP	VEHICLE
117	Brandon WRIGHT	1:42.851	11:54:37.106	2	Suzuki SV 650

#### Leader History

NO	NAME	FROM LAP	LAPS LED	DISTANCE	VEHICLE
117	Brandon WRIGHT	1	6	13.08 miles	Suzuki SV 650

# BMCRC - MRO Championships 2022 - Rnd 5 @ Cadwell Park



## MRO Minitwins & Rookie Minitwins

### RACE 11 - GRID (7 Laps)

ROW 11	31	<b>744</b> Gary ANDERSON	
ROW 10	28	2:03.796 <b>789</b> Arthur BULL	29 <b>138</b> Craig JARMIN 30 <b>16</b> James BUCHANAN
ROW 9	25	1:54.786 <b>45</b> Terence QUINCE	26 <b>18</b> Stephen LANE 27 <b>130</b> Vince JONES
ROW 8	22	1:50.974 <b>153</b> Kristian JOHNSON	23 <b>167</b> Terry SMITH 24 <b>52</b> Stephen BAYLEY
ROW 7	19	1:50.262 <b>47</b> Tristan BOHANAN	20 <b>78</b> Tim FRAMPTON 21 <b>116</b> Gareth FAITH
ROW 6	16	1:48.178 <b>93</b> Tony BOTTO	17 <b>34</b> Andrew JOHNSON 18 <b>21</b> Clive BUTLER
ROW 5	13	1:44.456 <b>99</b> Roger PARKES	14 <b>627</b> Aaron MONK 15 <b>71</b> Colin CLUNE
ROW 4	10	1:42.759 <b>114</b> Dean HOLLAND	11 <b>117</b> Brandon WRIGHT 12 <b>5</b> Barry MANTLE
ROW 3	7	1:42.375 <b>6</b> Martin COOPER	8 <b>166</b> Nik BAKER 9 <b>63</b> Stephen PERFITT
ROW 2	4	1:40.414 <b>79</b> James O'MARA	5 <b>97</b> Alex MANN 6 <b>19</b> Kevin LILLEY
ROW 1	1	1:38.827 <b>9</b> Daniel GOOD	2 <b>26</b> Glynn DAVIES 3 <b>184</b> David TWYFORD
<b>Pole</b>			

Cadwell Park: 2.1800 miles

These results are provisional until the conclusion of any judicial and technical matters.

Clerk Of Course :	Stewards :	Timekeeper : Sarah Evans
-------------------	------------	--------------------------

Results can be found at [www.tsl-timing.com](http://www.tsl-timing.com)

Printed - 12:14 Saturday, 25 June 2022



# BMCRC - MRO Championships 2022 - Rnd 5 @ Cadwell Park



## MRO Minitwins & Rookie Minitwins

### RACE 11 - CLASSIFICATION

POS	NO	CL	PIC NAME	ENTRY	LAPS	TIME	GAP	DIFF	MPH	BEST	ON
1	26		1 Glynn DAVIES	Suzuki SV650 -	7	11:43.640			78.07	1:39.262	6
2	9		2 Daniel GOOD	Suzuki SV650 - QFF, KEP and Joblings of Whitley	7	11:43.794	0.154	0.154	78.05	1:38.724	6
3	79		3 James O'MARA	Suzuki SV650 - BRP Machining Ltd	7	11:54.084	10.444	10.290	76.93	1:40.321	6
4	184		4 David TWYFORD	Suzuki SV650 - MHP, IMP Racing, RodHarwin£100	7	11:54.941	11.301	0.857	76.84	1:40.730	4
5	63		5 Stephen PERFITT	Suzuki SV650 - PKP Services Ltd	7	12:03.792	20.152	8.851	75.90	1:41.650	2
6	97		6 Alex MANN	Suzuki SV650 - Michael Jones Jewellers, Esprit Gro	7	12:03.998	20.358	0.206	75.87	1:41.830	4
7	19		7 Kevin LILLEY	Suzuki SV650 - Trafalgar Cleaning Eqpt. / Steve Jor	7	12:09.733	26.093	5.735	75.28	1:42.718	4
8	6		8 Martin COOPER	Suzuki SV 650 -	7	12:09.961	26.321	0.228	75.25	1:43.451	2
9	117	RMT	1 Brandon WRIGHT	Suzuki SV 650 - OneEliquids.com	7	12:12.075	28.435	2.114	75.04	1:42.866	3
10	5		9 Barry MANTLE	-	7	12:19.263	35.623	7.188	74.31	1:43.802	4
11	99	RMT	2 Roger PARKES	Suzuki SV650 - Simply Owners Ltd	7	12:29.041	45.401	9.778	73.34	1:45.765	4
12	627	RMT	3 Aaron MONK	Suzuki SV650 - flyaspitfire.co.uk	7	12:29.203	45.563	0.162	73.32	1:45.292	3
13	16		10 James BUCHANAN	Ducati MONSTER - Bluemotion racing	7	12:42.696	59.056	13.493	72.02	1:46.679	6
14	71		11 Colin CLUNE	Suzuki SV650 -	7	12:42.892	59.252	0.196	72.01	1:47.116	2
15	34		12 Andrew JOHNSON	Suzuki SV650 - Rose & Charlie Racing	7	12:46.059	1:02.419	3.167	71.71	1:47.761	5
16	21	RMT	4 Clive BUTLER	Kawasaki ER6 -	7	13:02.432	1:18.792	16.373	70.21	1:50.172	5
17	93		13 Tony BOTTO	Suzuki SV 650 - TB Motorcycles	7	13:02.765	1:19.125	0.333	70.18	1:49.599	6
18	47		14 Tristan BOHANAN	Suzuki SV 650 - Myself	7	13:04.724	1:21.084	1.959	70.00	1:49.206	7
19	116		15 Gareth FAITH	Suzuki SV650 - Sitramoto	7	13:04.852	1:21.212	0.128	69.99	1:48.842	6
20	78	RMT	5 Tim FRAMPTON	Suzuki SV650 - K66	7	13:12.400	1:28.760	7.548	69.32	1:50.344	5
21	18		16 Stephen LANE	Suzuki SV650 -	7	13:38.934	1:55.294	26.534	67.08	1:53.489	4
22	167	RMT	6 Terry SMITH	Suzuki SV650 - IMP Racing	6	11:47.737	1 Lap	1 Lap	66.53	1:53.891	3
23	45	RMT	7 Terence QUINCE	Suzuki SV650 - K&Q	6	11:48.202	1 Lap	0.465	66.48	1:56.372	5
24	789	RMT	8 Arthur BULL	Suzuki SV650S -	6	12:50.187	1 Lap	1:01.985	61.13	2:04.325	5

#### NOT CLASSIFIED

DNF	114		Dean HOLLAND	Suzuki SV 650 - Sambucas forest hall/ merlin sidecz	3	5:25.833	4 Laps	3 Laps	72.25	1:44.787	2
DNF	52	RMT	Stephen BAYLEY	Suzuki SV 650 - Mander Organ Builders	3	6:00.744	4 Laps	34.911	65.26	1:56.545	3
DNF	166		Nik BAKER	Suzuki SV650 - K66, DMR customs	1	1:48.734	6 Laps	2 Laps	72.17		
DNF	138		Craig JARMIN	Suzuki SV650 - SK PreP	0						

#### FASTEST LAP

	9		Daniel GOOD	Suzuki SV650 - QFF, KEP and Joblings of Whitley	6	1:38.724		79.49 mph		127.93 kph	
	117	RMT	Brandon WRIGHT	Suzuki SV 650 - OneEliquids.com	3	1:42.866		76.29 mph		122.78 kph	

Class - 92.5% of Race Speed = 72.21 mph  
 Class RMT - 92.5% of Race Speed = 69.41 mph

Race Distance: 7 Laps / 15.26 miles

Cadwell Park: 2.1800 miles

Weather / Track : Bright / Dry

These results are provisional until the conclusion of any judicial and technical matters.

Date: 25/06/2022 Start: 15:53 Finish: 16:05

Clerk Of Course :	Stewards :	Timekeeper : Sarah Evans
-------------------	------------	--------------------------

Results can be found at [www.tsl-timing.com](http://www.tsl-timing.com)

Printed - 16:08 Saturday, 25 June 2022



# BMCRC - MRO Championships 2022 - Rnd 5 @ Cadwell Park

## MRO Minitwins & Rookie Minitwins

### RACE 11 - LAP CHART

LAP 1 @ 15:55:39.070		
NO	BEHIND	LAP TIME

26		1:44.596
9	0.641	1:45.237
184	2.409	1:47.005
79	2.459	1:47.055
6	3.304	1:47.900
63	3.392	1:47.988
166	4.138	1:48.734
97	4.188	1:48.784
19	5.305	1:49.901
117	5.989	1:50.585
5	6.240	1:50.836
99	7.966	1:52.562
71	9.643	1:54.239
114	9.771	1:54.367
627	10.300	1:54.896
34	10.920	1:55.516
93	12.412	1:57.008
16	12.554	1:57.150
21	14.068	1:58.664
78	15.912	2:00.508
47	17.050	2:01.646
45	19.031	2:03.627
116	19.277	2:03.873
167	19.536	2:04.132
52	20.566	2:05.162
18	21.066	2:05.662
789	26.405	2:11.001

LAP 2 @ 15:57:19.104		
NO	BEHIND	LAP TIME

26		1:40.034
9	1.080	1:40.473
79	3.936	1:41.511
184	4.087	1:41.712
63	5.008	1:41.650
6	6.721	1:43.451
97	7.083	1:42.929
19	8.584	1:43.313
117	10.069	1:44.114
5	10.238	1:44.032
99	14.384	1:46.452
114	14.524	1:44.787
71	16.725	1:47.116
627	16.867	1:46.601
34	19.363	1:48.477
16	21.074	1:48.554
93	23.793	1:51.415
21	25.112	1:51.078
78	29.223	1:53.345
47	29.376	1:52.360
116	30.656	1:51.413
45	36.330	1:57.333
167	36.857	1:57.355
18	37.636	1:56.604
52	39.569	1:59.037
789	57.136	2:10.765

LAP 3 @ 15:58:58.840		
NO	BEHIND	LAP TIME

26		1:39.736
9	1.366	1:40.022
79	5.823	1:41.623

184	5.953	1:41.602
63	7.329	1:42.057
97	9.467	1:42.120
6	10.504	1:43.519
19	11.815	1:42.967
117	13.199	1:42.866
5	14.499	1:43.997
99	21.034	1:46.386
114	21.467	1:46.679
627	22.423	1:45.292
71	25.660	1:48.671
34	27.550	1:47.923
16	28.231	1:46.893
93	34.790	1:50.733
21	36.330	1:50.954
47	40.192	1:50.552
78	40.917	1:51.430
116	41.251	1:50.331
167	51.012	1:53.891
18	53.973	1:56.073
45	54.004	1:57.410
52	56.378	1:56.545
789	1:25.288	2:07.888

LAP 4 @ 16:00:38.286		
NO	BEHIND	LAP TIME

26		1:39.446
9	1.335	1:39.415
184	7.237	1:40.730
79	7.756	1:41.379
63	11.182	1:43.299
97	11.851	1:41.830
6	14.543	1:43.485
19	15.087	1:42.718
117	17.290	1:43.537
5	18.855	1:43.802
99	27.353	1:45.765
627	28.371	1:45.394
71	34.332	1:48.118
34	36.614	1:48.510
16	36.897	1:48.112
93	46.592	1:51.248
21	47.714	1:50.830
47	51.345	1:50.599
78	52.575	1:51.104
116	53.013	1:51.208
167	1:06.223	1:54.657
18	1:08.016	1:53.489
45	1:11.507	1:56.949

LAP 5 @ 16:02:17.930		
NO	BEHIND	LAP TIME

26		1:39.644
9	1.613	1:39.922
184	9.001	1:41.408
79	9.814	1:41.702
789	1 Lap	2:07.666
63	14.778	1:43.240
97	15.232	1:43.025
6	18.685	1:43.786
19	18.936	1:43.493
117	20.824	1:43.178
5	23.645	1:44.434
99	33.950	1:46.241
627	34.247	1:45.520

71	43.199	1:48.511
34	44.731	1:47.761
16	45.006	1:47.753
93	57.693	1:50.745
21	58.242	1:50.172
47	1:01.678	1:49.977
78	1:03.275	1:50.344
116	1:03.354	1:49.985
18	1:24.277	1:55.905
167	1:24.411	1:57.832
45	1:28.235	1:56.372

LAP 6 @ 16:03:57.192		
NO	BEHIND	LAP TIME

26		1:39.262
9	1.075	1:38.724
184	10.675	1:40.936
79	10.873	1:40.321
63	18.257	1:42.741
97	18.587	1:42.617
19	23.072	1:43.398
6	23.221	1:43.798
117	25.291	1:43.729
5	30.541	1:46.158
789	1 Lap	2:04.325
99	40.541	1:45.853
627	40.795	1:45.810
71	52.007	1:48.070
16	52.423	1:46.679
34	53.677	1:48.208
93	1:08.030	1:49.599
21	1:09.463	1:50.483
47	1:12.800	1:50.384
116	1:12.934	1:48.842
78	1:17.541	1:53.528
18	1:38.829	1:53.814

LAP 7 @ 16:05:38.114		
NO	BEHIND	LAP TIME

26		1:40.922
9	0.154	1:40.001
167	1 Lap	1:59.870
45	1 Lap	1:56.511
79	10.444	1:40.493
184	11.301	1:41.548
63	20.152	1:42.817
97	20.358	1:42.693
19	26.093	1:43.943
6	26.321	1:44.022
117	28.435	1:44.066
5	35.623	1:46.004
99	45.401	1:45.782
627	45.563	1:45.690
16	59.056	1:47.555
71	59.252	1:48.167
34	1:02.419	1:49.664
789	1 Lap	2:08.542
21	1:18.792	1:50.251
93	1:19.125	1:52.017
47	1:21.084	1:49.206
116	1:21.212	1:49.200
78	1:28.760	1:52.141
18	1:55.294	1:57.387

# BMCRC - MRO Championships 2022 - Rnd 5 @ Cadwell Park

## MRO Minitwins & Rookie Minitwins

### RACE 11 - SECTOR ANALYSIS



SECTOR 1 = FL to I1, SECTOR 2 = I1 to FL, DIFF = Difference To Personal Best Lap, P = Crossed Finish Line in Pit Lane, D = Time Disallowed

<b>P1 26</b>		<b>Glynn DAVIES</b>		Suzuki SV650 -		
IDEAL LAP TIME : 1:39.103		BEST LAP TIME : 1:39.262		DIFFERENCE : 0.159		
LAP	SECTOR 1	SECTOR 2	LAP TIME	MPH	DIFF	TIME OF DAY
1 -		41.864	1:44.596	75.03	5.334	15:55:39.070
2 -	58.182	41.852	1:40.034	78.45	0.772	15:57:19.104
3 -	<b>57.619</b>	42.117	1:39.736	78.68	0.474	15:58:58.840
4 -	57.688	41.758	1:39.446 (2)	78.91	0.184	16:00:38.286
5 -	58.084	41.560	1:39.644 (3)	78.76	0.382	16:02:17.930
6 -	57.778	<b>41.484</b>	<b>1:39.262 (1)</b>	<b>79.06</b>		<b>16:03:57.192</b>
7 -	57.912	43.010	1:40.922	77.76	1.660	16:05:38.114

<b>P2 9</b>		<b>Daniel GOOD</b>		Suzuki SV650 - QFF, KEP and Joblings of Whitley Bay		
IDEAL LAP TIME : 1:38.645		BEST LAP TIME : 1:38.724		DIFFERENCE : 0.079		
LAP	SECTOR 1	SECTOR 2	LAP TIME	MPH	DIFF	TIME OF DAY
1 -		41.973	1:45.237	74.57	6.513	15:55:39.711
2 -	58.313	42.160	1:40.473	78.11	1.749	15:57:20.184
3 -	57.878	42.144	1:40.022	78.46	1.298	15:59:00.206
4 -	57.806	41.609	1:39.415 (2)	78.94	0.691	16:00:39.621
5 -	58.024	41.898	1:39.922 (3)	78.54	1.198	16:02:19.543
6 -	57.360	<b>41.364</b>	<b>1:38.724 (1)</b>	<b>79.49</b>		<b>16:03:58.267</b>
7 -	<b>57.281</b>	42.720	1:40.001	78.47	1.277	16:05:38.268

<b>P3 79</b>		<b>James O'MARA</b>		Suzuki SV650 - BRP Machining Ltd		
IDEAL LAP TIME : 1:40.042		BEST LAP TIME : 1:40.321		DIFFERENCE : 0.279		
LAP	SECTOR 1	SECTOR 2	LAP TIME	MPH	DIFF	TIME OF DAY
1 -		43.133	1:47.055	73.30	6.734	15:55:41.529
2 -	58.723	42.788	1:41.511	77.31	1.190	15:57:23.040
3 -	59.139	42.484	1:41.623	77.22	1.302	15:59:04.663
4 -	59.110	42.269	1:41.379 (3)	77.41	1.058	16:00:46.042
5 -	58.426	43.276	1:41.702	77.16	1.381	16:02:27.744
6 -	<b>58.058</b>	42.263	<b>1:40.321 (1)</b>	<b>78.22</b>		<b>16:04:08.065</b>
7 -	58.509	<b>41.984</b>	1:40.493 (2)	78.09	0.172	16:05:48.558

<b>P4 184</b>		<b>David TWYFORD</b>		Suzuki SV650 - MHP, IMP Racing, RodHarwin£100		
IDEAL LAP TIME : 1:40.556		BEST LAP TIME : 1:40.730		DIFFERENCE : 0.174		
LAP	SECTOR 1	SECTOR 2	LAP TIME	MPH	DIFF	TIME OF DAY
1 -		42.675	1:47.005	73.34	6.275	15:55:41.479
2 -	59.108	42.604	1:41.712	77.15	0.982	15:57:23.191
3 -	59.212	42.390	1:41.602	77.24	0.872	15:59:04.793
4 -	58.576	<b>42.154</b>	<b>1:40.730 (1)</b>	<b>77.91</b>		<b>16:00:45.523</b>
5 -	<b>58.402</b>	43.006	1:41.408 (3)	77.39	0.678	16:02:26.931
6 -	58.543	42.393	1:40.936 (2)	77.75	0.206	16:04:07.867
7 -	59.195	42.353	1:41.548	77.28	0.818	16:05:49.415

<b>P5 63</b>		<b>Stephen PERFITT</b>		Suzuki SV650 - PKP Services Ltd		
IDEAL LAP TIME : 1:41.650		BEST LAP TIME : 1:41.650		DIFFERENCE : 0.000		
LAP	SECTOR 1	SECTOR 2	LAP TIME	MPH	DIFF	TIME OF DAY
1 -		42.924	1:47.988	72.67	6.338	15:55:42.462
2 -	<b>58.813</b>	<b>42.837</b>	<b>1:41.650 (1)</b>	<b>77.20</b>		<b>15:57:24.112</b>
3 -	59.016	43.041	1:42.057 (2)	76.89	0.407	15:59:06.169
4 -	59.988	43.311	1:43.299	75.97	1.649	16:00:49.468
5 -	1:00.123	43.117	1:43.240	76.01	1.590	16:02:32.708
6 -	59.629	43.112	1:42.741 (3)	76.38	1.091	16:04:15.449
7 -	59.778	43.039	1:42.817	76.33	1.167	16:05:58.266

# BMCRC - MRO Championships 2022 - Rnd 5 @ Cadwell Park

## MRO Minitwins & Rookie Minitwins

### RACE 11 - SECTOR ANALYSIS



SECTOR 1 = FL to I1, SECTOR 2 = I1 to FL, DIFF = Difference To Personal Best Lap, P = Crossed Finish Line in Pit Lane, D = Time Disallowed

P6		97		Alex MANN		Suzuki SV650 - Michael Jones Jewellers, Esprit Group	
IDEAL LAP TIME : 1:41.830		BEST LAP TIME : 1:41.830		DIFFERENCE : 0.000			
LAP	SECTOR 1	SECTOR 2	LAP TIME	MPH	DIFF	TIME OF DAY	
1 -		42.900	1:48.784	72.14	6.954	15:55:43.258	
2 -	59.816	43.113	1:42.929	76.24	1.099	15:57:26.187	
3 -	59.647	42.473	1:42.120 (2)	76.85	0.290	15:59:08.307	
4 -	<b>59.371</b>	<b>42.459</b>	<b>1:41.830 (1)</b>	<b>77.07</b>		<b>16:00:50.137</b>	
5 -	59.746	43.279	1:43.025	76.17	1.195	16:02:33.162	
6 -	59.529	43.088	1:42.617 (3)	76.47	0.787	16:04:15.779	
7 -	59.777	42.916	1:42.693	76.42	0.863	16:05:58.472	

P7		19		Kevin LILLEY		Suzuki SV650 - Trafalgar Cleaning Eqpt. / Steve Jordan Motorcy	
IDEAL LAP TIME : 1:42.515		BEST LAP TIME : 1:42.718		DIFFERENCE : 0.203			
LAP	SECTOR 1	SECTOR 2	LAP TIME	MPH	DIFF	TIME OF DAY	
1 -		43.666	1:49.901	71.40	7.183	15:55:44.375	
2 -	59.661	43.652	1:43.313 (3)	75.96	0.595	15:57:27.688	
3 -	59.677	43.290	1:42.967 (2)	76.21	0.249	15:59:10.655	
4 -	59.710	<b>43.008</b>	<b>1:42.718 (1)</b>	<b>76.40</b>		<b>16:00:53.373</b>	
5 -	<b>59.507</b>	43.986	1:43.493	75.83	0.775	16:02:36.866	
6 -	1:00.202	43.196	1:43.398	75.90	0.680	16:04:20.264	
7 -	1:00.066	43.877	1:43.943	75.50	1.225	16:06:04.207	

P8		6		Martin COOPER		Suzuki SV 650 -	
IDEAL LAP TIME : 1:42.833		BEST LAP TIME : 1:43.451		DIFFERENCE : 0.618			
LAP	SECTOR 1	SECTOR 2	LAP TIME	MPH	DIFF	TIME OF DAY	
1 -		43.022	1:47.900	72.73	4.449	15:55:42.374	
2 -	<b>59.834</b>	43.617	<b>1:43.451 (1)</b>	<b>75.86</b>		<b>15:57:25.825</b>	
3 -	1:00.210	43.309	1:43.519 (3)	75.81	0.068	15:59:09.344	
4 -	1:00.101	43.384	1:43.485 (2)	75.83	0.034	16:00:52.829	
5 -	59.844	43.942	1:43.786	75.61	0.335	16:02:36.615	
6 -	1:00.799	<b>42.999</b>	1:43.798	75.60	0.347	16:04:20.413	
7 -	1:00.219	43.803	1:44.022	75.44	0.571	16:06:04.435	

P9		117 RMT		Brandon WRIGHT		Suzuki SV 650 - OneEliquids.com	
IDEAL LAP TIME : 1:42.866		BEST LAP TIME : 1:42.866		DIFFERENCE : 0.000			
LAP	SECTOR 1	SECTOR 2	LAP TIME	MPH	DIFF	TIME OF DAY	
1 -		43.954	1:50.585	70.96	7.719	15:55:45.059	
2 -	1:00.143	43.971	1:44.114	75.37	1.248	15:57:29.173	
3 -	<b>59.827</b>	<b>43.039</b>	<b>1:42.866 (1)</b>	<b>76.29</b>		<b>15:59:12.039</b>	
4 -	1:00.430	43.107	1:43.537 (3)	75.79	0.671	16:00:55.576	
5 -	59.877	43.301	1:43.178 (2)	76.06	0.312	16:02:38.754	
6 -	1:00.505	43.224	1:43.729	75.65	0.863	16:04:22.483	
7 -	1:00.584	43.482	1:44.066	75.41	1.200	16:06:06.549	

P10		5		Barry MANTLE		-	
IDEAL LAP TIME : 1:43.802		BEST LAP TIME : 1:43.802		DIFFERENCE : 0.000			
LAP	SECTOR 1	SECTOR 2	LAP TIME	MPH	DIFF	TIME OF DAY	
1 -		43.661	1:50.836	70.80	7.034	15:55:45.310	
2 -	1:00.375	43.657	1:44.032 (3)	75.43	0.230	15:57:29.342	
3 -	1:00.397	43.600	1:43.997 (2)	75.46	0.195	15:59:13.339	
4 -	<b>1:00.321</b>	<b>43.481</b>	<b>1:43.802 (1)</b>	<b>75.60</b>		<b>16:00:57.141</b>	
5 -	1:00.667	43.767	1:44.434	75.14	0.632	16:02:41.575	
6 -	1:01.891	44.267	1:46.158	73.92	2.356	16:04:27.733	
7 -	1:01.056	44.948	1:46.004	74.03	2.202	16:06:13.737	

# BMCRC - MRO Championships 2022 - Rnd 5 @ Cadwell Park

## MRO Minitwins & Rookie Minitwins

### RACE 11 - SECTOR ANALYSIS



SECTOR 1 = FL to I1, SECTOR 2 = I1 to FL, DIFF = Difference To Personal Best Lap, P = Crossed Finish Line in Pit Lane, D = Time Disallowed

P11 99 RMT Roger PARKES		Suzuki SV650 - Simply Owners Ltd				
IDEAL LAP TIME : 1:45.383		BEST LAP TIME : 1:45.765		DIFFERENCE : 0.382		
LAP	SECTOR 1	SECTOR 2	LAP TIME	MPH	DIFF	TIME OF DAY
1 -		44.696	1:52.562	69.72	6.797	15:55:47.036
2 -	1:01.257	45.195	1:46.452	73.72	0.687	15:57:33.488
3 -	1:01.954	44.432	1:46.386	73.76	0.621	15:59:19.874
4 -	<b>1:01.097</b>	44.668	<b>1:45.765 (1)</b>	<b>74.20</b>		<b>16:01:05.639</b>
5 -	1:01.493	44.748	1:46.241	73.87	0.476	16:02:51.880
6 -	1:01.489	44.364	1:45.853 (3)	74.14	0.088	16:04:37.733
7 -	1:01.496	<b>44.286</b>	1:45.782 (2)	74.19	0.017	16:06:23.515

P12 627 RMT Aaron MONK		Suzuki SV650 - flyaspitfire.co.uk				
IDEAL LAP TIME : 1:44.812		BEST LAP TIME : 1:45.292		DIFFERENCE : 0.480		
LAP	SECTOR 1	SECTOR 2	LAP TIME	MPH	DIFF	TIME OF DAY
1 -		45.593	1:54.896	68.30	9.604	15:55:49.370
2 -	1:01.695	44.906	1:46.601	73.62	1.309	15:57:35.971
3 -	1:01.032	44.260	<b>1:45.292 (1)</b>	<b>74.53</b>		<b>15:59:21.263</b>
4 -	1:01.410	<b>43.984</b>	1:45.394 (2)	74.46	0.102	16:01:06.657
5 -	<b>1:00.828</b>	44.692	1:45.520 (3)	74.37	0.228	16:02:52.177
6 -	1:01.460	44.350	1:45.810	74.17	0.518	16:04:37.987
7 -	1:01.536	44.154	1:45.690	74.25	0.398	16:06:23.677

P13 16 James BUCHANAN		Ducati MONSTER - Bluemotion racing				
IDEAL LAP TIME : 1:45.725		BEST LAP TIME : 1:46.679		DIFFERENCE : 0.954		
LAP	SECTOR 1	SECTOR 2	LAP TIME	MPH	DIFF	TIME OF DAY
1 -		44.600	1:57.150	66.99	10.471	15:55:51.624
2 -	1:03.514	45.040	1:48.554	72.29	1.875	15:57:40.178
3 -	1:02.787	<b>44.106</b>	1:46.893 (2)	73.41	0.214	15:59:27.071
4 -	1:02.534	45.578	1:48.112	72.59	1.433	16:01:15.183
5 -	1:02.518	45.235	1:47.753	72.83	1.074	16:03:02.936
6 -	<b>1:01.619</b>	45.060	<b>1:46.679 (1)</b>	<b>73.56</b>		<b>16:04:49.615</b>
7 -	1:02.207	45.348	1:47.555 (3)	72.96	0.876	16:06:37.170

P14 71 Colin CLUNE		Suzuki SV650 -				
IDEAL LAP TIME : 1:47.116		BEST LAP TIME : 1:47.116		DIFFERENCE : 0.000		
LAP	SECTOR 1	SECTOR 2	LAP TIME	MPH	DIFF	TIME OF DAY
1 -		45.596	1:54.239	68.69	7.123	15:55:48.713
2 -	<b>1:01.823</b>	<b>45.293</b>	<b>1:47.116 (1)</b>	<b>73.26</b>		<b>15:57:35.829</b>
3 -	1:03.122	45.549	1:48.671	72.21	1.555	15:59:24.500
4 -	1:02.322	45.796	1:48.118 (3)	72.58	1.002	16:01:12.618
5 -	1:02.620	45.891	1:48.511	72.32	1.395	16:03:01.129
6 -	1:02.724	45.346	1:48.070 (2)	72.62	0.954	16:04:49.199
7 -	1:02.518	45.649	1:48.167	72.55	1.051	16:06:37.366

P15 34 Andrew JOHNSON		Suzuki SV650 - Rose & Charlie Racing				
IDEAL LAP TIME : 1:47.509		BEST LAP TIME : 1:47.761		DIFFERENCE : 0.252		
LAP	SECTOR 1	SECTOR 2	LAP TIME	MPH	DIFF	TIME OF DAY
1 -		45.660	1:55.516	67.93	7.755	15:55:49.990
2 -	1:02.454	46.023	1:48.477	72.34	0.716	15:57:38.467
3 -	1:02.648	45.275	1:47.923 (2)	72.71	0.162	15:59:26.390
4 -	1:02.519	45.991	1:48.510	72.32	0.749	16:01:14.900
5 -	<b>1:02.255</b>	45.506	<b>1:47.761 (1)</b>	<b>72.82</b>		<b>16:03:02.661</b>
6 -	1:02.954	<b>45.254</b>	1:48.208 (3)	72.52	0.447	16:04:50.869
7 -	1:03.138	46.526	1:49.664	71.56	1.903	16:06:40.533

# BMCRC - MRO Championships 2022 - Rnd 5 @ Cadwell Park

## MRO Minitwins & Rookie Minitwins

### RACE 11 - SECTOR ANALYSIS



SECTOR 1 = FL to I1, SECTOR 2 = I1 to FL, DIFF = Difference To Personal Best Lap, P = Crossed Finish Line in Pit Lane, D = Time Disallowed

P16		21 RMT		Clive BUTLER		Kawasaki ER6 -	
IDEAL LAP TIME : 1:49.730		BEST LAP TIME : 1:50.172		DIFFERENCE : 0.442			
LAP	SECTOR 1	SECTOR 2	LAP TIME	MPH	DIFF	TIME OF DAY	
1 -		47.299	1:58.664	66.13	8.492	15:55:53.138	
2 -	1:04.262	46.816	1:51.078	70.65	0.906	15:57:44.216	
3 -	1:04.727	46.227	1:50.954	70.73	0.782	15:59:35.170	
4 -	<b>1:04.222</b>	46.608	1:50.830	70.81	0.658	16:01:26.000	
5 -	1:04.258	45.914	<b>1:50.172 (1)</b>	<b>71.23</b>		<b>16:03:16.172</b>	
6 -	1:04.553	45.930	1:50.483 (3)	71.03	0.311	16:05:06.655	
7 -	1:04.743	<b>45.508</b>	1:50.251 (2)	71.18	0.079	16:06:56.906	

P17		93		Tony BOTTO		Suzuki SV 650 - TB Motorcycles	
IDEAL LAP TIME : 1:49.599		BEST LAP TIME : 1:49.599		DIFFERENCE : 0.000			
LAP	SECTOR 1	SECTOR 2	LAP TIME	MPH	DIFF	TIME OF DAY	
1 -		46.224	1:57.008	67.07	7.409	15:55:51.482	
2 -	1:04.677	46.738	1:51.415	70.43	1.816	15:57:42.897	
3 -	1:04.678	46.055	1:50.733 (2)	70.87	1.134	15:59:33.630	
4 -	1:05.188	46.060	1:51.248	70.54	1.649	16:01:24.878	
5 -	1:04.824	45.921	1:50.745 (3)	70.86	1.146	16:03:15.623	
6 -	<b>1:04.330</b>	<b>45.269</b>	<b>1:49.599 (1)</b>	<b>71.60</b>		<b>16:05:05.222</b>	
7 -	1:06.660	45.357	1:52.017	70.06	2.418	16:06:57.239	

P18		47		Tristan BOHANAN		Suzuki SV 650 - Myself	
IDEAL LAP TIME : 1:49.206		BEST LAP TIME : 1:49.206		DIFFERENCE : 0.000			
LAP	SECTOR 1	SECTOR 2	LAP TIME	MPH	DIFF	TIME OF DAY	
1 -		47.162	2:01.646	64.51	12.440	15:55:56.120	
2 -	1:04.779	47.581	1:52.360	69.84	3.154	15:57:48.480	
3 -	1:03.985	46.567	1:50.552	70.98	1.346	15:59:39.032	
4 -	1:04.332	46.267	1:50.599	70.95	1.393	16:01:29.631	
5 -	1:03.554	46.423	1:49.977 (2)	71.36	0.771	16:03:19.608	
6 -	1:04.000	46.384	1:50.384 (3)	71.09	1.178	16:05:09.992	
7 -	<b>1:03.077</b>	<b>46.129</b>	<b>1:49.206 (1)</b>	<b>71.86</b>		<b>16:06:59.198</b>	

P19		116		Gareth FAITH		Suzuki SV650 - Sitramoto	
IDEAL LAP TIME : 1:47.853		BEST LAP TIME : 1:48.842		DIFFERENCE : 0.989			
LAP	SECTOR 1	SECTOR 2	LAP TIME	MPH	DIFF	TIME OF DAY	
1 -		48.593	2:03.873	63.35	15.031	15:55:58.347	
2 -	1:04.485	46.928	1:51.413	70.44	2.571	15:57:49.760	
3 -	1:03.754	46.577	1:50.331	71.13	1.489	15:59:40.091	
4 -	1:04.991	46.217	1:51.208	70.57	2.366	16:01:31.299	
5 -	1:03.828	46.157	1:49.985 (3)	71.35	1.143	16:03:21.284	
6 -	<b>1:01.856</b>	46.986	<b>1:48.842 (1)</b>	<b>72.10</b>		<b>16:05:10.126</b>	
7 -	1:03.203	<b>45.997</b>	1:49.200 (2)	71.86	0.358	16:06:59.326	

P20		78 RMT		Tim FRAMPTON		Suzuki SV650 - K66	
IDEAL LAP TIME : 1:50.311		BEST LAP TIME : 1:50.344		DIFFERENCE : 0.033			
LAP	SECTOR 1	SECTOR 2	LAP TIME	MPH	DIFF	TIME OF DAY	
1 -		47.509	2:00.508	65.12	10.164	15:55:54.982	
2 -	1:05.555	47.790	1:53.345	69.24	3.001	15:57:48.327	
3 -	1:04.872	46.558	1:51.430 (3)	70.43	1.086	15:59:39.757	
4 -	1:04.749	<b>46.355</b>	1:51.104 (2)	70.63	0.760	16:01:30.861	
5 -	<b>1:03.956</b>	46.388	<b>1:50.344 (1)</b>	<b>71.12</b>		<b>16:03:21.205</b>	
6 -	1:05.321	48.207	1:53.528	69.12	3.184	16:05:14.733	
7 -	1:04.834	47.307	1:52.141	69.98	1.797	16:07:06.874	



# BMCRC - MRO Championships 2022 - Rnd 5 @ Cadwell Park

## MRO Minitwins & Rookie Minitwins

### RACE 11 - SECTOR ANALYSIS



SECTOR 1 = FL to I1, SECTOR 2 = I1 to FL, DIFF = Difference To Personal Best Lap, P = Crossed Finish Line in Pit Lane, D = Time Disallowed

P21 18		Stephen LANE		Suzuki SV650 -		
IDEAL LAP TIME : 1:53.462		BEST LAP TIME : 1:53.489		DIFFERENCE : 0.027		
LAP	SECTOR 1	SECTOR 2	LAP TIME	MPH	DIFF	TIME OF DAY
1 -		48.757	2:05.662	62.45	12.173	15:56:00.136
2 -	1:06.966	49.638	1:56.604	67.30	3.115	15:57:56.740
3 -	1:07.216	48.857	1:56.073	67.61	2.584	15:59:52.813
4 -	1:06.082	<b>47.407</b>	<b>1:53.489 (1)</b>	<b>69.15</b>		<b>16:01:46.302</b>
5 -	1:06.874	49.031	1:55.905 (3)	67.71	2.416	16:03:42.207
6 -	<b>1:06.055</b>	47.759	1:53.814 (2)	68.95	0.325	16:05:36.021
7 -	1:06.163	51.224	1:57.387	66.85	3.898	16:07:33.408

P22 167 RMT		Terry SMITH		Suzuki SV650 - IMP Racing		
IDEAL LAP TIME : 1:53.634		BEST LAP TIME : 1:53.891		DIFFERENCE : 0.257		
LAP	SECTOR 1	SECTOR 2	LAP TIME	MPH	DIFF	TIME OF DAY
1 -		48.440	2:04.132	63.22	10.241	15:55:58.606
2 -	1:07.637	49.718	1:57.355 (3)	66.87	3.464	15:57:55.961
3 -	1:07.147	<b>46.744</b>	<b>1:53.891 (1)</b>	<b>68.90</b>		<b>15:59:49.852</b>
4 -	<b>1:06.890</b>	47.767	1:54.657 (2)	68.44	0.766	16:01:44.509
5 -	1:09.687	48.145	1:57.832	66.60	3.941	16:03:42.341
6 -	1:08.568	51.302	1:59.870	65.47	5.979	16:05:42.211

P23 45 RMT		Terence QUINCE		Suzuki SV650 - K&Q		
IDEAL LAP TIME : 1:56.107		BEST LAP TIME : 1:56.372		DIFFERENCE : 0.265		
LAP	SECTOR 1	SECTOR 2	LAP TIME	MPH	DIFF	TIME OF DAY
1 -		<b>48.466</b>	2:03.627	63.48	7.255	15:55:58.101
2 -	1:07.823	49.510	1:57.333	66.88	0.961	15:57:55.434
3 -	1:08.239	49.171	1:57.410	66.84	1.038	15:59:52.844
4 -	1:08.124	48.825	1:56.949 (3)	67.10	0.577	16:01:49.793
5 -	<b>1:07.641</b>	48.731	<b>1:56.372 (1)</b>	<b>67.43</b>		<b>16:03:46.165</b>
6 -	1:08.023	48.488	1:56.511 (2)	67.35	0.139	16:05:42.676

P24 789 RMT		Arthur BULL		Suzuki SV650S -		
IDEAL LAP TIME : 2:04.325		BEST LAP TIME : 2:04.325		DIFFERENCE : 0.000		
LAP	SECTOR 1	SECTOR 2	LAP TIME	MPH	DIFF	TIME OF DAY
1 -		52.479	2:11.001	59.90	6.676	15:56:05.475
2 -	1:14.729	56.036	2:10.765	60.01	6.440	15:58:16.240
3 -	1:14.976	52.912	2:07.888 (3)	61.36	3.563	16:00:24.128
4 -	1:13.921	53.745	2:07.666 (2)	61.47	3.341	16:02:31.794
5 -	<b>1:12.322</b>	<b>52.003</b>	<b>2:04.325 (1)</b>	<b>63.12</b>		<b>16:04:36.119</b>
6 -	1:15.349	53.193	2:08.542	61.05	4.217	16:06:44.661

P25 114		Dean HOLLAND		Suzuki SV 650 - Sambucas forest hall/ merlin sidecars		
IDEAL LAP TIME : 1:44.787		BEST LAP TIME : 1:44.787		DIFFERENCE : 0.000		
LAP	SECTOR 1	SECTOR 2	LAP TIME	MPH	DIFF	TIME OF DAY
1 -		45.609	1:54.367	68.62	9.580	15:55:48.841
2 -	<b>1:00.413</b>	<b>44.374</b>	<b>1:44.787 (1)</b>	<b>74.89</b>		<b>15:57:33.628</b>
3 -	1:02.223	44.456	1:46.679 (2)	73.56	1.892	15:59:20.307

P26 52 RMT		Stephen BAYLEY		Suzuki SV 650 - Mander Organ Builders		
IDEAL LAP TIME : 1:55.091		BEST LAP TIME : 1:56.545		DIFFERENCE : 1.454		
LAP	SECTOR 1	SECTOR 2	LAP TIME	MPH	DIFF	TIME OF DAY
1 -		<b>48.525</b>	2:05.162	62.70	8.617	15:55:59.636
2 -	1:07.124	51.913	1:59.037 (2)	65.92	2.492	15:57:58.673
3 -	1:07.613	48.932	<b>1:56.545 (1)</b>	<b>67.33</b>		<b>15:59:55.218</b>

# BMCRC - MRO Championships 2022 - Rnd 5 @ Cadwell Park

## MRO Minitwins & Rookie Minitwins

### RACE 11 - SECTOR ANALYSIS



SECTOR 1 = FL to I1, SECTOR 2 = I1 to FL, DIFF = Difference To Personal Best Lap, P = Crossed Finish Line in Pit Lane, D = Time Disallowed

<b>P27</b>	<b>166</b>	<b>Nik BAKER</b>	Suzuki SV650 - K66, DMR customs			
IDEAL LAP TIME : 1:42.638		BEST LAP TIME :	DIFFERENCE :			
LAP	SECTOR 1	SECTOR 2	LAP TIME	MPH	DIFF	TIME OF DAY
1 -		<b>43.078</b>	1:48.734	72.17		15:55:43.208

# BMCRC - MRO Championships 2022 - Rnd 5 @ Cadwell Park

## MRO Minitwins & Rookie Minitwins

### RACE 11 - BEST SECTORS

SECTOR 1			SECTOR 2			IDEAL / BEST COMPARISON						
POS	NO	NAME	TIME	NO	NAME	TIME	POS	NO	NAME	IDEAL	BEST	DIFF
									<b>PERFECT LAP</b>	<b>1:38.645</b>		
1	9	GOOD	<b>57.281</b>	9	GOOD	<b>41.364</b>	1	9	GOOD	1:38.645	1:38.724	<b>0.079</b>
2	26	DAVIES	<b>57.619</b>	26	DAVIES	<b>41.484</b>	2	26	DAVIES	1:39.103	1:39.262	<b>0.159</b>
3	79	O'MARA	<b>58.058</b>	79	O'MARA	<b>41.984</b>	3	79	O'MARA	1:40.042	1:40.321	<b>0.279</b>
4	184	TWYFORD	<b>58.402</b>	184	TWYFORD	<b>42.154</b>	4	184	TWYFORD	1:40.556	1:40.730	<b>0.174</b>
5	63	PERFITT	<b>58.813</b>	97	MANN	<b>42.459</b>	5	63	PERFITT	1:41.650	1:41.650	<b>0.000</b>
6	97	MANN	<b>59.371</b>	63	PERFITT	<b>42.837</b>	6	97	MANN	1:41.830	1:41.830	<b>0.000</b>
7	19	LILLEY	<b>59.507</b>	6	COOPER	<b>42.999</b>	7	19	LILLEY	1:42.515	1:42.718	<b>0.203</b>
8	166	BAKER	<b>59.560</b>	19	LILLEY	<b>43.008</b>	8	166	BAKER	1:42.638		
9	117	WRIGHT	<b>59.827</b>	117	WRIGHT	<b>43.039</b>	9	6	COOPER	1:42.833	1:43.451	<b>0.618</b>
10	6	COOPER	<b>59.834</b>	166	BAKER	<b>43.078</b>	10	117	WRIGHT	1:42.866	1:42.866	<b>0.000</b>
11	5	MANTLE	<b>1:00.321</b>	5	MANTLE	<b>43.481</b>	11	5	MANTLE	1:43.802	1:43.802	<b>0.000</b>
12	114	HOLLAND	<b>1:00.413</b>	627	MONK	<b>43.984</b>	12	114	HOLLAND	1:44.787	1:44.787	<b>0.000</b>
13	627	MONK	<b>1:00.828</b>	16	BUCHANAN	<b>44.106</b>	13	627	MONK	1:44.812	1:45.292	<b>0.480</b>
14	99	PARKES	<b>1:01.097</b>	99	PARKES	<b>44.286</b>	14	99	PARKES	1:45.383	1:45.765	<b>0.382</b>
15	16	BUCHANAN	<b>1:01.619</b>	114	HOLLAND	<b>44.374</b>	15	16	BUCHANAN	1:45.725	1:46.679	<b>0.954</b>
16	71	CLUNE	<b>1:01.823</b>	34	JOHNSON	<b>45.254</b>	16	71	CLUNE	1:47.116	1:47.116	<b>0.000</b>
17	116	FAITH	<b>1:01.856</b>	93	BOTTO	<b>45.269</b>	17	34	JOHNSON	1:47.509	1:47.761	<b>0.252</b>
18	34	JOHNSON	<b>1:02.255</b>	71	CLUNE	<b>45.293</b>	18	116	FAITH	1:47.853	1:48.842	<b>0.989</b>
19	47	BOHANAN	<b>1:03.077</b>	21	BUTLER	<b>45.508</b>	19	47	BOHANAN	1:49.206	1:49.206	<b>0.000</b>
20	78	FRAMPTON	<b>1:03.956</b>	116	FAITH	<b>45.997</b>	20	93	BOTTO	1:49.599	1:49.599	<b>0.000</b>
21	21	BUTLER	<b>1:04.222</b>	47	BOHANAN	<b>46.129</b>	21	21	BUTLER	1:49.730	1:50.172	<b>0.442</b>
22	93	BOTTO	<b>1:04.330</b>	78	FRAMPTON	<b>46.355</b>	22	78	FRAMPTON	1:50.311	1:50.344	<b>0.033</b>
23	18	LANE	<b>1:06.055</b>	167	SMITH	<b>46.744</b>	23	18	LANE	1:53.462	1:53.489	<b>0.027</b>
24	52	BAYLEY	<b>1:06.566</b>	18	LANE	<b>47.407</b>	24	167	SMITH	1:53.634	1:53.891	<b>0.257</b>
25	167	SMITH	<b>1:06.890</b>	45	QUINCE	<b>48.466</b>	25	52	BAYLEY	1:55.091	1:56.545	<b>1.454</b>
26	45	QUINCE	<b>1:07.641</b>	52	BAYLEY	<b>48.525</b>	26	45	QUINCE	1:56.107	1:56.372	<b>0.265</b>
27	789	BULL	<b>1:12.322</b>	789	BULL	<b>52.003</b>	27	789	BULL	2:04.325	2:04.325	<b>0.000</b>
28												

# BMCRC - MRO Championships 2022 - Rnd 5 @ Cadwell Park

## MRO Minitwins & Rookie Minitwins

### RACE 11 - STATISTICS

<b>Competitors Started</b>	27
<b>Planned Start</b>	2022-06-25 @ 15:40:00.000
<b>Actual Start</b>	2022-06-25 @ 15:53:54.473
<b>Finish Time</b>	2022-06-25 @ 16:05:38.113
<b>Track Length</b>	2.1800mi.
<b>Total Laps</b>	172
<b>Total Distance Covered</b>	374.9632mi.

#### Session Fastest Lap History

NO	CL	NAME	LAP TIME	TIME OF DAY	LAP	VEHICLE
26		Glynn DAVIES	<b>1:40.034</b>	15:57:19.135	2	Suzuki SV650
26		Glynn DAVIES	<b>1:39.736</b>	15:58:58.871	3	Suzuki SV650
26		Glynn DAVIES	<b>1:39.446</b>	16:00:38.317	4	Suzuki SV650
9		Daniel GOOD	<b>1:39.415</b>	16:00:39.646	4	Suzuki SV650
26		Glynn DAVIES	<b>1:39.262</b>	16:03:57.223	6	Suzuki SV650
9		Daniel GOOD	<b>1:38.724</b>	16:03:58.292	6	Suzuki SV650

#### Session Leader History

NO	CL	NAME	FROM LAP	LAPS LED	DISTANCE	VEHICLE
26		Glynn DAVIES	1	7	15.26 miles	Suzuki SV650

#### Flag History

TYPE	TIME OF DAY
GREEN	15:53:54.473
FINISH	16:05:38.113

#### Flag Statistics

TYPE	COUNT	TOTAL LAPS	TOTAL TIME
Green	1	7	13:41.461
Red	0	0	0.000
Safety Car	0	0	0.000
FCY	0	0	0.000

# BMCRC - MRO Championships 2022 - Rnd 5 @ Cadwell Park

## MRO Minitwins & Rookie Minitwins

### RACE 11 - STATISTICS

CLASS :

18 Starters

#### Fastest Lap History

NO	NAME	LAP TIME	TIME OF DAY	LAP	VEHICLE
26	Glynn DAVIES	1:40.034	15:57:19.135	2	Suzuki SV650
26	Glynn DAVIES	1:39.736	15:58:58.871	3	Suzuki SV650
26	Glynn DAVIES	1:39.446	16:00:38.317	4	Suzuki SV650
9	Daniel GOOD	1:39.415	16:00:39.646	4	Suzuki SV650
26	Glynn DAVIES	1:39.262	16:03:57.223	6	Suzuki SV650
9	Daniel GOOD	1:38.724	16:03:58.292	6	Suzuki SV650

#### Leader History

NO	NAME	FROM LAP	LAPS LED	DISTANCE	VEHICLE
26	Glynn DAVIES	1	7	15.26 miles	Suzuki SV650

# BMCRC - MRO Championships 2022 - Rnd 5 @ Cadwell Park

## MRO Minitwins & Rookie Minitwins

### RACE 11 - STATISTICS

**CLASS : RMT**

9 Starters

#### Fastest Lap History

NO	NAME	LAP TIME	TIME OF DAY	LAP	VEHICLE
117	Brandon WRIGHT	1:44.114	15:57:29.182	2	Suzuki SV 650
117	Brandon WRIGHT	1:42.866	15:59:12.052	3	Suzuki SV 650

#### Leader History

NO	NAME	FROM LAP	LAPS LED	DISTANCE	VEHICLE
117	Brandon WRIGHT	1	7	15.26 miles	Suzuki SV 650

# BMCRC - MRO Championships 2022 - Rnd 5 @ Cadwell Park



## MRO Minitwins & Rookie Minitwins

### RACE 1 - GRID (9 Laps)

ROW 11	31	744 Gary ANDERSON										
ROW 10		28	138 Craig JARMIN	29	153 Kristian JOHNSON	30	130 Vince JONES					
ROW 9		25	52 Stephen BAYLEY	26	789 Arthur BULL	27	166 Nik BAKER					
ROW 8			22	18 Stephen LANE	23	167 Terry SMITH	24	45 Terence QUINCE				
ROW 7			19	93 Tony BOTTO	20	21 Clive BUTLER	21	78 Tim FRAMPTON				
ROW 6				16	34 Andrew JOHNSON	17	116 Gareth FAITH	18	47 Tristan BOHANAN			
ROW 5				13	99 Roger PARKES	14	16 James BUCHANAN	15	71 Colin CLUNE			
ROW 4					10	5 Barry MANTLE	11	114 Dean HOLLAND	12	627 Aaron MONK		
ROW 3					7	19 Kevin LILLEY	8	117 Brandon WRIGHT	9	6 Martin COOPER		
ROW 2						4	184 David TWYFORD	5	63 Stephen PERFITT	6	97 Alex MANN	
ROW 1							1	9 Daniel GOOD	2	26 Glynn DAVIES	3	79 James O'MARA
<b>Pole</b>												

Cadwell Park: 2.1800 miles

These results are provisional until the conclusion of any judicial and technical matters.

Clerk Of Course :	Stewards :	Timekeeper : Sarah Evans

Results can be found at [www.tsl-timing.com](http://www.tsl-timing.com)

Printed - 16:11 Saturday, 25 June 2022



# BMCRC - MRO Championships 2022 - Rnd 5 @ Cadwell Park



## MRO Minitwins & Rookie Minitwins

### RACE 1 - CLASSIFICATION

POS	NO	CL	PIC NAME	ENTRY	LAPS	TIME	GAP	DIFF	MPH	BEST	ON
1	26		1 Glynn DAVIES	Suzuki SV650 -	8	13:24.881			78.00	1:38.959	6
2	9		2 Daniel GOOD	Suzuki SV650 - QFF, KEP and Joblings of Whitley	8	13:25.045	0.164	0.164	77.98	1:39.207	6
3	184		3 David TWYFORD	Suzuki SV650 - MHP, IMP Racing, RodHarwin£100	8	13:31.323	6.442	6.278	77.38	1:39.610	3
4	97		4 Alex MANN	Suzuki SV650 - Michael Jones Jewellers, Esprit Gro	8	13:43.455	18.574	12.132	76.24	1:41.022	5
5	63		5 Stephen PERFITT	Suzuki SV650 - PKP Services Ltd	8	13:43.944	19.063	0.489	76.19	1:41.396	3
6	117	RMT	1 Brandon WRIGHT	Suzuki SV 650 - OneEliquids.com	8	13:44.945	20.064	1.001	76.10	1:40.860	7
7	19		6 Kevin LILLEY	Suzuki SV650 - Trafalgar Cleaning Eqpt. / Steve Jor	8	13:56.228	31.347	11.283	75.08	1:42.213	5
8	6		7 Martin COOPER	Suzuki SV 650 -	8	13:57.575	32.694	1.347	74.95	1:43.285	5
9	166		8 Nik BAKER	Suzuki SV650 - K66, DMR customs	8	14:03.324	38.443	5.749	74.44	1:42.877	8
10	99	RMT	2 Roger PARKES	Suzuki SV650 - Simply Owners Ltd	8	14:06.079	41.198	2.755	74.20	1:44.022	5
11	627	RMT	3 Aaron MONK	Suzuki SV650 - flyaspitfire.co.uk	8	14:06.237	41.356	0.158	74.19	1:44.006	5
12	16		9 James BUCHANAN	Ducati MONSTER - Bluemotion racing	8	14:06.831	41.950	0.594	74.14	1:44.000	5
13	5		10 Barry MANTLE	-	8	14:14.594	49.713	7.763	73.46	1:44.892	6
14	114		11 Dean HOLLAND	Suzuki SV 650 - Sambucas forest hall/ merlin sidecz	8	14:15.366	50.485	0.772	73.40	1:44.052	6
15	71		12 Colin CLUNE	Suzuki SV650 -	8	14:29.425	1:04.544	14.059	72.21	1:46.602	7
16	34		13 Andrew JOHNSON	Suzuki SV650 - Rose & Charlie Racing	8	14:47.889	1:23.008	18.464	70.71	1:48.964	2
17	78	RMT	4 Tim FRAMPTON	Suzuki SV650 - K66	8	15:02.930	1:38.049	15.041	69.53	1:50.474	8
18	167	RMT	5 Terry SMITH	Suzuki SV650 - IMP Racing	8	15:06.685	1:41.804	3.755	69.24	1:50.760	8
19	21	RMT	6 Clive BUTLER	Kawasaki ER6 -	8	15:07.245	1:42.364	0.560	69.20	1:51.343	6
20	47		14 Tristan BOHANAN	Suzuki SV 650 - Myself	8	15:13.636	1:48.755	6.391	68.71	1:51.001	4
21	153*	RMT	7 Kristian JOHNSON	Suzuki SV650 - Eden Mobility	8	15:14.615	1:49.734	0.979	68.64	1:48.652	6
22	18		15 Stephen LANE	Suzuki SV650 -	8	15:27.807	2:02.926	13.192	67.66	1:52.152	5
23	45	RMT	8 Terence QUINCE	Suzuki SV650 - K&Q	7	13:25.182	1 Lap	1 Lap	68.22	1:53.147	6
24	82		16 Simon HEALEY	-	7	13:27.761	1 Lap	2.579	68.01	1:47.944	5
25	52	RMT	9 Stephen BAYLEY	Suzuki SV 650 - Mander Organ Builders	7	13:28.726	1 Lap	0.965	67.92	1:53.068	5
26	138		17 Craig JARMIN	Suzuki SV650 - SK PreP	7	13:28.875	1 Lap	0.149	67.91	1:53.320	5
27	744	RMT	10 Gary ANDERSON	Suzuki SV650 - A&M MOT Services. Guildford	7	13:39.825	1 Lap	10.950	67.00	1:54.609	7

#### NOT CLASSIFIED

DNF	93		Tony BOTTO	Suzuki SV 650 - TB Motorcycles	6	11:19.931	2 Laps	1 Lap	69.25	1:49.784	6
DNF	116		Gareth FAITH	Suzuki SV650 - Sitramoto	4	7:32.023	4 Laps	2 Laps	69.44	1:49.424	2
DNF	789	RMT	Arthur BULL	Suzuki SV650S -	4	8:32.339	4 Laps	1:00.316	61.27	2:04.063	2
DNF	79		James O'MARA	Suzuki SV650 - BRP Machining Ltd	3	5:05.235	5 Laps	1 Lap	77.13	1:38.978	3

#### FASTEST LAP

26			Glynn DAVIES	Suzuki SV650 -	6	1:38.959			79.30 mph	127.63 kph
117	RMT		Brandon WRIGHT	Suzuki SV 650 - OneEliquids.com	7	1:40.860			77.81 mph	125.22 kph

Bike #153 - 10 second penalty for overtaking under yellow flag

Bike #93 - Transponder not working

Class - 92.5% of Race Speed = 72.15 mph

Class RMT - 92.5% of Race Speed = 70.39 mph

Race Distance: 8 Laps / 17.44 miles

Cadwell Park: 2.1800 miles

Date: 26/06/2022 Start: 09:44 Finish: 09:57

Weather / Track : Cloudy / Dry

These results are provisional until the conclusion of any judicial and technical matters.

Clerk Of Course :	Stewards :	Timekeeper : Sarah Evans
-------------------	------------	--------------------------

Results can be found at [www.tsl-timing.com](http://www.tsl-timing.com)

Printed - 10:02 Sunday, 26 June 2022





# BMCRC - MRO Championships 2022 - Rnd 5 @ Cadwell Park

## MRO Minitwins & Rookie Minitwins

### RACE 1 - LAP CHART

LAP 1 @ 09:46:11.569		
NO	BEHIND	LAP TIME
26		1:44.997
9	0.689	1:45.686
79	1.061	1:46.058
184	1.322	1:46.319
63	1.775	1:46.772
97	3.856	1:48.853
6	3.884	1:48.881
117	4.264	1:49.261
99	6.695	1:51.692
19	7.107	1:52.104
627	7.476	1:52.473
5	7.945	1:52.942
16	8.194	1:53.191
71	10.354	1:55.351
166	10.565	1:55.562
34	10.740	1:55.737
114	10.936	1:55.933
116	13.188	1:58.185
78	14.582	1:59.579
47	15.266	2:00.263
21	15.668	2:00.665
93	16.635	2:01.632
45	17.351	2:02.348
167	17.899	2:02.896
52	18.240	2:03.237
18	18.535	2:03.532
82	18.875	2:03.872
153	19.007	2:04.004
138	19.955	2:04.952
744	21.690	2:06.687
789	28.315	2:13.312

LAP 3 @ 09:49:31.641		
NO	BEHIND	LAP TIME
26		1:39.865
79	0.166	1:38.978
9	0.927	1:39.556
184	1.260	1:39.610
63	4.569	1:41.396
117	7.997	1:42.621
97	9.168	1:41.418
6	11.637	1:44.074
19	14.248	1:43.608
99	17.597	1:44.964
627	17.974	1:45.138
5	18.421	1:45.162
16	18.635	1:45.023
166	19.156	1:43.768
71	26.637	1:47.946
114	26.763	1:47.921
34	28.609	1:48.977
116	33.261	1:50.721
78	41.226	1:54.109
47	41.449	1:54.036
21	41.911	1:53.892
167	42.083	1:52.295
93	43.424	1:55.068
45	45.621	1:53.812
18	46.112	1:53.901
82	46.186	1:53.879
153	46.682	1:53.840
52	47.031	1:53.622
138	48.442	1:54.346
744	52.599	1:55.376
789	1:19.459	2:07.153

LAP 5 @ 09:52:51.371		
NO	BEHIND	LAP TIME
26		1:39.927
9	1.038	1:39.644
184	2.096	1:40.380
789	1 Lap	2:07.811
63	11.417	1:43.395
117	11.882	1:42.210
97	12.155	1:41.022
6	19.403	1:43.285
19	20.462	1:42.213
99	26.751	1:44.022
627	27.247	1:44.006
166	27.560	1:43.671
16	28.141	1:44.000
5	29.065	1:45.422
114	36.352	1:44.881
71	43.449	1:47.844
34	49.147	1:50.282
78	1:04.409	1:51.200
93	1:05.348	1:51.368
47	1:05.749	1:53.029
21	1:05.944	1:52.101
167	1:06.497	1:51.344
82	1:08.240	1:47.944
153	1:10.431	1:50.252
18	1:12.296	1:52.152
45	1:13.606	1:54.323
52	1:14.330	1:53.068
138	1:15.407	1:53.320
744	1:24.276	1:54.934

LAP 7 @ 09:56:10.166		
NO	BEHIND	LAP TIME
26		1:39.836
9	1.052	1:39.602
744	1 Lap	1:56.141
184	5.245	1:41.786
117	16.707	1:40.860
63	17.266	1:41.703
97	17.631	1:41.462
19	28.252	1:43.132
6	28.602	1:43.672
166	36.853	1:43.199
99	37.994	1:44.959
627	38.131	1:44.772
16	38.697	1:44.710
5	41.050	1:45.888
114	47.599	1:45.990
71	58.708	1:46.602
34	1:12.603	1:51.385
78	1:28.862	1:51.785
47	1:31.070	1:52.881
21	1:31.224	1:52.732
153	1:31.536	1:51.248
167	1:32.331	1:52.744
18	1:41.020	1:54.676

LAP 8 @ 09:57:51.453		
NO	BEHIND	LAP TIME
26		1:41.287
9	0.164	1:40.399
45	1 Lap	1:53.630
82	1 Lap	1:50.741
52	1 Lap	1:56.105
138	1 Lap	1:54.398
184	6.442	1:42.484
744	1 Lap	1:54.609
97	18.574	1:42.230
63	19.063	1:43.084
117	20.064	1:44.644
19	31.347	1:44.382
6	32.694	1:45.379
166	38.443	1:42.877
99	41.198	1:44.491
627	41.356	1:44.512
16	41.950	1:44.540
5	49.713	1:49.950
114	50.485	1:44.173
71	1:04.544	1:47.123
34	1:23.008	1:51.692
78	1:38.049	1:50.474
153	1:39.734	1:49.485
167	1:41.804	1:50.760
21	1:42.364	1:52.427
47	1:48.755	1:58.972
18	2:02.926	2:03.193

LAP 2 @ 09:47:51.776		
NO	BEHIND	LAP TIME
26		1:40.207
79	1.053	1:40.199
9	1.236	1:40.754
184	1.515	1:40.400
63	3.038	1:41.470
117	5.241	1:41.184
6	7.428	1:43.751
97	7.615	1:43.966
19	10.505	1:43.605
99	12.498	1:46.010
627	12.701	1:45.432
5	13.124	1:45.386
16	13.477	1:45.490
166	15.253	1:44.895
71	18.556	1:48.409
114	18.707	1:47.978
34	19.497	1:48.964
116	22.405	1:49.424
78	26.982	1:52.607
47	27.278	1:52.219
21	27.884	1:52.423
93	28.221	1:51.793
167	29.653	1:51.961
45	31.674	1:54.530
18	32.076	1:53.748
82	32.172	1:53.504
153	32.707	1:53.907
52	33.274	1:55.241
138	33.961	1:54.213

LAP 4 @ 09:51:11.444		
NO	BEHIND	LAP TIME
26		1:39.803
9	1.321	1:40.197
184	1.643	1:40.186
63	7.949	1:43.183
117	9.599	1:41.405
97	11.060	1:41.695
6	16.045	1:44.211
19	18.176	1:43.731
99	22.656	1:44.862
627	23.168	1:44.997
5	23.570	1:44.952
166	23.816	1:44.463
16	24.068	1:45.236
114	31.398	1:44.438
71	35.532	1:48.698
34	38.792	1:49.986
116	47.151	1:53.693
47	52.647	1:51.001
78	53.136	1:51.713
21	53.770	1:51.662
93	53.907	1:50.286
167	55.080	1:52.800
45	59.210	1:53.392
18	1:00.071	1:53.762
153	1:00.106	1:53.227
82	1:00.223	1:53.840

LAP 6 @ 09:54:30.330		
NO	BEHIND	LAP TIME
26		1:38.959
9	1.286	1:39.207
184	3.295	1:40.158
63	15.399	1:42.941
117	15.683	1:42.760
97	16.005	1:42.809
6	24.766	1:44.322
19	24.956	1:43.453
99	32.871	1:45.079
627	33.195	1:44.907
166	33.490	1:44.889
16	33.823	1:44.641
5	34.998	1:44.892
114	41.445	1:44.052
71	51.942	1:47.452
34	1:01.054	1:50.866
93	1:16.173	1:49.784
78	1:16.913	1:51.463
47	1:18.025	1:51.235
21	1:18.328	1:51.343
167	1:19.423	1:51.885
153	1:20.124	1:48.652
18	1:26.180	1:52.843
45	1:27.794	1:53.147
52	1:28.863	1:53.492
138	1:30.719	1:54.271
82	1:33.262	2:03.981

# BMCRC - MRO Championships 2022 - Rnd 5 @ Cadwell Park

## MRO Minitwins & Rookie Minitwins

### RACE 1 - SECTOR ANALYSIS



SECTOR 1 = FL to I1, SECTOR 2 = I1 to FL, DIFF = Difference To Personal Best Lap, P = Crossed Finish Line in Pit Lane, D = Time Disallowed

P1 26		Glynn DAVIES		Suzuki SV650 -			
IDEAL LAP TIME : 1:38.959		BEST LAP TIME : 1:38.959		DIFFERENCE : 0.000			
LAP	SECTOR 1	SECTOR 2	LAP TIME	MPH	DIFF	TIME OF DAY	
1 -		42.120	1:44.997	74.74	6.038	09:46:11.569	
2 -	58.336	41.871	1:40.207	78.31	1.248	09:47:51.776	
3 -	57.968	41.897	1:39.865	78.58	0.906	09:49:31.641	
4 -	58.155	41.648	1:39.803 (2)	78.63	0.844	09:51:11.444	
5 -	57.575	42.352	1:39.927	78.53	0.968	09:52:51.371	
6 -	<b>57.387</b>	<b>41.572</b>	<b>1:38.959 (1)</b>	<b>79.30</b>		<b>09:54:30.330</b>	
7 -	57.597	42.239	1:39.836 (3)	78.60	0.877	09:56:10.166	
8 -	57.686	43.601	1:41.287	77.48	2.328	09:57:51.453	

P2 9		Daniel GOOD		Suzuki SV650 - QFF, KEP and Joblings of Whitley Bay			
IDEAL LAP TIME : 1:38.734		BEST LAP TIME : 1:39.207		DIFFERENCE : 0.473			
LAP	SECTOR 1	SECTOR 2	LAP TIME	MPH	DIFF	TIME OF DAY	
1 -		42.566	1:45.686	74.25	6.479	09:46:12.258	
2 -	58.701	42.053	1:40.754	77.89	1.547	09:47:53.012	
3 -	57.597	41.959	1:39.556 (2)	78.83	0.349	09:49:32.568	
4 -	57.606	42.591	1:40.197	78.32	0.990	09:51:12.765	
5 -	57.657	41.987	1:39.644	78.76	0.437	09:52:52.409	
6 -	57.650	<b>41.557</b>	<b>1:39.207 (1)</b>	<b>79.10</b>		<b>09:54:31.616</b>	
7 -	57.572	42.030	1:39.602 (3)	78.79	0.395	09:56:11.218	
8 -	<b>57.177</b>	43.222	1:40.399	78.16	1.192	09:57:51.617	

P3 184		David TWYFORD		Suzuki SV650 - MHP, IMP Racing, RodHarwin£100			
IDEAL LAP TIME : 1:39.610		BEST LAP TIME : 1:39.610		DIFFERENCE : 0.000			
LAP	SECTOR 1	SECTOR 2	LAP TIME	MPH	DIFF	TIME OF DAY	
1 -		42.632	1:46.319	73.81	6.709	09:46:12.891	
2 -	58.310	42.090	1:40.400	78.16	0.790	09:47:53.291	
3 -	<b>57.861</b>	<b>41.749</b>	<b>1:39.610 (1)</b>	<b>78.78</b>		<b>09:49:32.901</b>	
4 -	58.116	42.070	1:40.186 (3)	78.33	0.576	09:51:13.087	
5 -	58.076	42.304	1:40.380	78.18	0.770	09:52:53.467	
6 -	58.096	42.062	1:40.158 (2)	78.35	0.548	09:54:33.625	
7 -	59.293	42.493	1:41.786	77.10	2.176	09:56:15.411	
8 -	59.346	43.138	1:42.484	76.57	2.874	09:57:57.895	

P4 97		Alex MANN		Suzuki SV650 - Michael Jones Jewellers, Esprit Group			
IDEAL LAP TIME : 1:40.975		BEST LAP TIME : 1:41.022		DIFFERENCE : 0.047			
LAP	SECTOR 1	SECTOR 2	LAP TIME	MPH	DIFF	TIME OF DAY	
1 -		43.313	1:48.853	72.09	7.831	09:46:15.425	
2 -	1:00.467	43.499	1:43.966	75.48	2.944	09:47:59.391	
3 -	59.247	<b>42.171</b>	1:41.418 (2)	77.38	0.396	09:49:40.809	
4 -	58.809	42.886	1:41.695	77.17	0.673	09:51:22.504	
5 -	<b>58.804</b>	42.218	<b>1:41.022 (1)</b>	<b>77.68</b>		<b>09:53:03.526</b>	
6 -	59.918	42.891	1:42.809	76.33	1.787	09:54:46.335	
7 -	59.232	42.230	1:41.462 (3)	77.34	0.440	09:56:27.797	
8 -	59.318	42.912	1:42.230	76.76	1.208	09:58:10.027	

P5 63		Stephen PERFITT		Suzuki SV650 - PKP Services Ltd			
IDEAL LAP TIME : 1:40.955		BEST LAP TIME : 1:41.396		DIFFERENCE : 0.441			
LAP	SECTOR 1	SECTOR 2	LAP TIME	MPH	DIFF	TIME OF DAY	
1 -		42.676	1:46.772	73.50	5.376	09:46:13.344	
2 -	58.794	42.676	1:41.470 (2)	77.34	0.074	09:47:54.814	
3 -	<b>58.640</b>	42.756	<b>1:41.396 (1)</b>	<b>77.40</b>		<b>09:49:36.210</b>	
4 -	59.750	43.433	1:43.183	76.05	1.787	09:51:19.393	
5 -	1:00.097	43.298	1:43.395	75.90	1.999	09:53:02.788	
6 -	59.799	43.142	1:42.941	76.23	1.545	09:54:45.729	
7 -	59.388	<b>42.315</b>	1:41.703 (3)	77.16	0.307	09:56:27.432	
8 -	59.412	43.672	1:43.084	76.13	1.688	09:58:10.516	

# BMCRC - MRO Championships 2022 - Rnd 5 @ Cadwell Park

## MRO Minitwins & Rookie Minitwins

### RACE 1 - SECTOR ANALYSIS



SECTOR 1 = FL to I1, SECTOR 2 = I1 to FL, DIFF = Difference To Personal Best Lap, P = Crossed Finish Line in Pit Lane, D = Time Disallowed

P6		117 RMT		Brandon WRIGHT		Suzuki SV 650 - OneEliquids.com	
IDEAL LAP TIME : 1:40.607		BEST LAP TIME : 1:40.860		DIFFERENCE : 0.253			
LAP	SECTOR 1	SECTOR 2	LAP TIME	MPH	DIFF	TIME OF DAY	
1 -		43.427	1:49.261	71.82	8.401	09:46:15.833	
2 -	<b>58.904</b>	42.280	1:41.184 (2)	77.56	0.324	09:47:57.017	
3 -	1:00.222	42.399	1:42.621	76.47	1.761	09:49:39.638	
4 -	59.702	<b>41.703</b>	1:41.405 (3)	77.39	0.545	09:51:21.043	
5 -	59.504	42.706	1:42.210	76.78	1.350	09:53:03.253	
6 -	59.730	43.030	1:42.760	76.37	1.900	09:54:46.013	
7 -	58.943	41.917	<b>1:40.860 (1)</b>	<b>77.81</b>		<b>09:56:26.873</b>	
8 -	59.865	44.779	1:44.644	74.99	3.784	09:58:11.517	

P7		19		Kevin LILLEY		Suzuki SV650 - Trafalgar Cleaning Eqpt. / Steve Jordan Motorcy	
IDEAL LAP TIME : 1:42.199		BEST LAP TIME : 1:42.213		DIFFERENCE : 0.014			
LAP	SECTOR 1	SECTOR 2	LAP TIME	MPH	DIFF	TIME OF DAY	
1 -		44.588	1:52.104	70.00	9.891	09:46:18.676	
2 -	59.839	43.766	1:43.605	75.74	1.392	09:48:02.281	
3 -	1:00.509	43.099	1:43.608	75.74	1.395	09:49:45.889	
4 -	1:00.128	43.603	1:43.731	75.65	1.518	09:51:29.620	
5 -	59.772	<b>42.441</b>	<b>1:42.213 (1)</b>	<b>76.78</b>		<b>09:53:11.833</b>	
6 -	59.832	43.621	1:43.453 (3)	75.86	1.240	09:54:55.286	
7 -	<b>59.758</b>	43.374	1:43.132 (2)	76.09	0.919	09:56:38.418	
8 -	1:01.322	43.060	1:44.382	75.18	2.169	09:58:22.800	

P8		6		Martin COOPER		Suzuki SV 650 -	
IDEAL LAP TIME : 1:43.285		BEST LAP TIME : 1:43.285		DIFFERENCE : 0.000			
LAP	SECTOR 1	SECTOR 2	LAP TIME	MPH	DIFF	TIME OF DAY	
1 -		43.504	1:48.881	72.07	5.596	09:46:15.453	
2 -	1:00.267	43.484	1:43.751 (3)	75.64	0.466	09:47:59.204	
3 -	1:00.625	43.449	1:44.074	75.40	0.789	09:49:43.278	
4 -	1:00.245	43.966	1:44.211	75.30	0.926	09:51:27.489	
5 -	<b>1:00.186</b>	<b>43.099</b>	<b>1:43.285 (1)</b>	<b>75.98</b>		<b>09:53:10.774</b>	
6 -	1:00.668	43.654	1:44.322	75.22	1.037	09:54:55.096	
7 -	1:00.445	43.227	1:43.672 (2)	75.70	0.387	09:56:38.768	
8 -	1:01.491	43.888	1:45.379	74.47	2.094	09:58:24.147	

P9		166		Nik BAKER		Suzuki SV650 - K66, DMR customs	
IDEAL LAP TIME : 1:42.877		BEST LAP TIME : 1:42.877		DIFFERENCE : 0.000			
LAP	SECTOR 1	SECTOR 2	LAP TIME	MPH	DIFF	TIME OF DAY	
1 -		45.062	1:55.562	67.91	12.685	09:46:22.134	
2 -	1:01.324	43.571	1:44.895	74.81	2.018	09:48:07.029	
3 -	59.976	43.792	1:43.768	75.63	0.891	09:49:50.797	
4 -	1:00.281	44.182	1:44.463	75.12	1.586	09:51:35.260	
5 -	1:00.291	43.380	1:43.671 (3)	75.70	0.794	09:53:18.931	
6 -	1:00.685	44.204	1:44.889	74.82	2.012	09:55:03.820	
7 -	59.928	43.271	1:43.199 (2)	76.04	0.322	09:56:47.019	
8 -	<b>59.676</b>	<b>43.201</b>	<b>1:42.877 (1)</b>	<b>76.28</b>		<b>09:58:29.896</b>	

P10		99 RMT		Roger PARKES		Suzuki SV650 - Simply Owners Ltd	
IDEAL LAP TIME : 1:44.022		BEST LAP TIME : 1:44.022		DIFFERENCE : 0.000			
LAP	SECTOR 1	SECTOR 2	LAP TIME	MPH	DIFF	TIME OF DAY	
1 -		44.357	1:51.692	70.26	7.670	09:46:18.264	
2 -	1:01.560	44.450	1:46.010	74.03	1.988	09:48:04.274	
3 -	1:01.044	43.920	1:44.964	74.76	0.942	09:49:49.238	
4 -	1:00.699	44.163	1:44.862 (3)	74.84	0.840	09:51:34.100	
5 -	<b>1:00.238</b>	<b>43.784</b>	<b>1:44.022 (1)</b>	<b>75.44</b>		<b>09:53:18.122</b>	
6 -	1:00.941	44.138	1:45.079	74.68	1.057	09:55:03.201	
7 -	1:00.750	44.209	1:44.959	74.77	0.937	09:56:48.160	
8 -	1:00.326	44.165	1:44.491 (2)	75.10	0.469	09:58:32.651	

# BMCRC - MRO Championships 2022 - Rnd 5 @ Cadwell Park

## MRO Minitwins & Rookie Minitwins

### RACE 1 - SECTOR ANALYSIS



SECTOR 1 = FL to I1, SECTOR 2 = I1 to FL, DIFF = Difference To Personal Best Lap, P = Crossed Finish Line in Pit Lane, D = Time Disallowed

P11 627 RMT		Aaron MONK		Suzuki SV650 - flyaspitfire.co.uk			
IDEAL LAP TIME : 1:44.006		BEST LAP TIME : 1:44.006		DIFFERENCE : 0.000			
LAP	SECTOR 1	SECTOR 2	LAP TIME	MPH	DIFF	TIME OF DAY	
1 -		44.563	1:52.473	69.77	8.467	09:46:19.045	
2 -	1:01.101	44.331	1:45.432	74.43	1.426	09:48:04.477	
3 -	1:01.025	44.113	1:45.138	74.64	1.132	09:49:49.615	
4 -	1:00.711	44.286	1:44.997	74.74	0.991	09:51:34.612	
5 -	<b>1:00.362</b>	<b>43.644</b>	<b>1:44.006 (1)</b>	<b>75.45</b>		<b>09:53:18.618</b>	
6 -	1:00.860	44.047	1:44.907	74.80	0.901	09:55:03.525	
7 -	1:00.753	44.019	1:44.772 (3)	74.90	0.766	09:56:48.297	
8 -	1:00.513	43.999	1:44.512 (2)	75.09	0.506	09:58:32.809	

P12 16		James BUCHANAN		Ducati MONSTER - Bluemotion racing			
IDEAL LAP TIME : 1:44.000		BEST LAP TIME : 1:44.000		DIFFERENCE : 0.000			
LAP	SECTOR 1	SECTOR 2	LAP TIME	MPH	DIFF	TIME OF DAY	
1 -		44.246	1:53.191	69.33	9.191	09:46:19.763	
2 -	1:01.278	44.212	1:45.490	74.39	1.490	09:48:05.253	
3 -	1:01.207	43.816	1:45.023	74.72	1.023	09:49:50.276	
4 -	1:01.379	43.857	1:45.236	74.57	1.236	09:51:35.512	
5 -	<b>1:00.455</b>	<b>43.545</b>	<b>1:44.000 (1)</b>	<b>75.46</b>		<b>09:53:19.512</b>	
6 -	1:00.602	44.039	1:44.641 (3)	74.99	0.641	09:55:04.153	
7 -	1:00.784	43.926	1:44.710	74.95	0.710	09:56:48.863	
8 -	1:00.551	43.989	1:44.540 (2)	75.07	0.540	09:58:33.403	

P13 5		Barry MANTLE		-			
IDEAL LAP TIME : 1:44.621		BEST LAP TIME : 1:44.892		DIFFERENCE : 0.271			
LAP	SECTOR 1	SECTOR 2	LAP TIME	MPH	DIFF	TIME OF DAY	
1 -		44.718	1:52.942	69.48	8.050	09:46:19.514	
2 -	1:00.962	44.424	1:45.386	74.46	0.494	09:48:04.900	
3 -	1:00.943	44.219	1:45.162 (3)	74.62	0.270	09:49:50.062	
4 -	<b>1:00.786</b>	44.166	1:44.952 (2)	74.77	0.060	09:51:35.014	
5 -	1:01.279	44.143	1:45.422	74.44	0.530	09:53:20.436	
6 -	1:01.057	<b>43.835</b>	<b>1:44.892 (1)</b>	<b>74.82</b>		<b>09:55:05.328</b>	
7 -	1:01.061	44.827	1:45.888	74.11	0.996	09:56:51.216	
8 -	1:03.577	46.373	1:49.950	71.37	5.058	09:58:41.166	

P14 114		Dean HOLLAND		Suzuki SV 650 - Sambucas forest hall/ merlin sidecars			
IDEAL LAP TIME : 1:43.686		BEST LAP TIME : 1:44.052		DIFFERENCE : 0.366			
LAP	SECTOR 1	SECTOR 2	LAP TIME	MPH	DIFF	TIME OF DAY	
1 -		45.165	1:55.933	67.69	11.881	09:46:22.505	
2 -	1:02.361	45.617	1:47.978	72.68	3.926	09:48:10.483	
3 -	1:02.500	45.421	1:47.921	72.72	3.869	09:49:58.404	
4 -	1:00.681	43.757	1:44.438 (3)	75.14	0.386	09:51:42.842	
5 -	1:00.910	43.971	1:44.881	74.82	0.829	09:53:27.723	
6 -	<b>1:00.245</b>	43.807	<b>1:44.052 (1)</b>	<b>75.42</b>		<b>09:55:11.775</b>	
7 -	1:02.028	43.962	1:45.990	74.04	1.938	09:56:57.765	
8 -	1:00.732	<b>43.441</b>	1:44.173 (2)	75.33	0.121	09:58:41.938	

P15 71		Colin CLUNE		Suzuki SV650 -			
IDEAL LAP TIME : 1:46.372		BEST LAP TIME : 1:46.602		DIFFERENCE : 0.230			
LAP	SECTOR 1	SECTOR 2	LAP TIME	MPH	DIFF	TIME OF DAY	
1 -		45.748	1:55.351	68.03	8.749	09:46:21.923	
2 -	1:02.654	45.755	1:48.409	72.39	1.807	09:48:10.332	
3 -	1:02.404	45.542	1:47.946	72.70	1.344	09:49:58.278	
4 -	1:02.462	46.236	1:48.698	72.20	2.096	09:51:46.976	
5 -	1:01.884	45.960	1:47.844	72.77	1.242	09:53:34.820	
6 -	1:02.247	45.205	1:47.452 (3)	73.03	0.850	09:55:22.272	
7 -	<b>1:01.540</b>	45.062	<b>1:46.602 (1)</b>	<b>73.62</b>		<b>09:57:08.874</b>	
8 -	1:02.291	<b>44.832</b>	1:47.123 (2)	73.26	0.521	09:58:55.997	

# BMCRC - MRO Championships 2022 - Rnd 5 @ Cadwell Park

## MRO Minitwins & Rookie Minitwins

### RACE 1 - SECTOR ANALYSIS



SECTOR 1 = FL to I1, SECTOR 2 = I1 to FL, DIFF = Difference To Personal Best Lap, P = Crossed Finish Line in Pit Lane, D = Time Disallowed

P16 34		Andrew JOHNSON		Suzuki SV650 - Rose & Charlie Racing			
IDEAL LAP TIME : 1:48.748		BEST LAP TIME : 1:48.964		DIFFERENCE : 0.216			
LAP	SECTOR 1	SECTOR 2	LAP TIME	MPH	DIFF	TIME OF DAY	
1 -		<b>45.698</b>	1:55.737	67.80	6.773	09:46:22.309	
2 -	<b>1:03.050</b>	45.914	<b>1:48.964 (1)</b>	<b>72.02</b>		<b>09:48:11.273</b>	
3 -	1:03.191	45.786	1:48.977 (2)	72.01	0.013	09:50:00.250	
4 -	1:03.421	46.565	1:49.986 (3)	71.35	1.022	09:51:50.236	
5 -	1:03.593	46.689	1:50.282	71.16	1.318	09:53:40.518	
6 -	1:04.006	46.860	1:50.866	70.78	1.902	09:55:31.384	
7 -	1:03.998	47.387	1:51.385	70.45	2.421	09:57:22.769	
8 -	1:04.628	47.064	1:51.692	70.26	2.728	09:59:14.461	

P17 78 RMT		Tim FRAMPTON		Suzuki SV650 - K66			
IDEAL LAP TIME : 1:50.246		BEST LAP TIME : 1:50.474		DIFFERENCE : 0.228			
LAP	SECTOR 1	SECTOR 2	LAP TIME	MPH	DIFF	TIME OF DAY	
1 -		46.809	1:59.579	65.63	9.105	09:46:26.151	
2 -	1:05.394	47.213	1:52.607	69.69	2.133	09:48:18.758	
3 -	1:05.884	48.225	1:54.109	68.77	3.635	09:50:12.867	
4 -	1:05.329	46.384	1:51.713	70.25	1.239	09:52:04.580	
5 -	<b>1:04.081</b>	47.119	1:51.200 (2)	70.57	0.726	09:53:55.780	
6 -	1:05.236	46.227	1:51.463 (3)	70.40	0.989	09:55:47.243	
7 -	1:04.438	47.347	1:51.785	70.20	1.311	09:57:39.028	
8 -	1:04.309	<b>46.165</b>	<b>1:50.474 (1)</b>	<b>71.03</b>		<b>09:59:29.502</b>	

P18 153 RMT		Kristian JOHNSON		Suzuki SV650 - Eden Mobility			
IDEAL LAP TIME : 1:48.257		BEST LAP TIME : 1:48.652		DIFFERENCE : 0.395			
LAP	SECTOR 1	SECTOR 2	LAP TIME	MPH	DIFF	TIME OF DAY	
1 -		47.896	2:04.004	63.28	15.352	09:46:30.576	
2 -	1:05.719	48.188	1:53.907	68.89	5.255	09:48:24.483	
3 -	1:05.903	47.937	1:53.840	68.93	5.188	09:50:18.323	
4 -	1:05.342	47.885	1:53.227	69.31	4.575	09:52:11.550	
5 -	1:04.864	45.388	1:50.252 (3)	71.18	1.600	09:54:01.802	
6 -	<b>1:03.001</b>	45.651	<b>1:48.652 (1)</b>	<b>72.23</b>		<b>09:55:50.454</b>	
7 -	1:03.915	47.333	1:51.248	70.54	2.596	09:57:41.702	
8 -	1:04.229	<b>45.256</b>	1:49.485 (2)	71.68	0.833	09:59:31.187	

P19 167 RMT		Terry SMITH		Suzuki SV650 - IMP Racing			
IDEAL LAP TIME : 1:50.033		BEST LAP TIME : 1:50.760		DIFFERENCE : 0.727			
LAP	SECTOR 1	SECTOR 2	LAP TIME	MPH	DIFF	TIME OF DAY	
1 -		47.957	2:02.896	63.85	12.136	09:46:29.468	
2 -	1:05.339	46.622	1:51.961	70.09	1.201	09:48:21.429	
3 -	1:05.608	46.687	1:52.295	69.88	1.535	09:50:13.724	
4 -	1:05.287	47.513	1:52.800	69.57	2.040	09:52:06.524	
5 -	1:04.397	46.947	1:51.344 (2)	70.48	0.584	09:53:57.868	
6 -	1:04.347	47.538	1:51.885 (3)	70.14	1.125	09:55:49.753	
7 -	<b>1:04.263</b>	48.481	1:52.744	69.60	1.984	09:57:42.497	
8 -	1:04.990	<b>45.770</b>	<b>1:50.760 (1)</b>	<b>70.85</b>		<b>09:59:33.257</b>	

P20 21 RMT		Clive BUTLER		Kawasaki ER6 -			
IDEAL LAP TIME : 1:49.898		BEST LAP TIME : 1:51.343		DIFFERENCE : 1.445			
LAP	SECTOR 1	SECTOR 2	LAP TIME	MPH	DIFF	TIME OF DAY	
1 -		47.296	2:00.665	65.03	9.322	09:46:27.237	
2 -	1:04.964	47.459	1:52.423	69.80	1.080	09:48:19.660	
3 -	1:05.796	48.096	1:53.892	68.90	2.549	09:50:13.552	
4 -	1:04.845	46.817	1:51.662 (2)	70.28	0.319	09:52:05.214	
5 -	1:04.669	47.432	1:52.101 (3)	70.00	0.758	09:53:57.315	
6 -	<b>1:04.305</b>	47.038	<b>1:51.343 (1)</b>	<b>70.48</b>		<b>09:55:48.658</b>	
7 -	1:04.938	47.794	1:52.732	69.61	1.389	09:57:41.390	
8 -	1:06.834	<b>45.593</b>	1:52.427	69.80	1.084	09:59:33.817	

# BMCRC - MRO Championships 2022 - Rnd 5 @ Cadwell Park

## MRO Minitwins & Rookie Minitwins

### RACE 1 - SECTOR ANALYSIS



SECTOR 1 = FL to I1, SECTOR 2 = I1 to FL, DIFF = Difference To Personal Best Lap, P = Crossed Finish Line in Pit Lane, D = Time Disallowed

P21 47		Tristan BOHANAN		Suzuki SV 650 - Myself		
IDEAL LAP TIME : 1:50.846		BEST LAP TIME : 1:51.001		DIFFERENCE : 0.155		
LAP	SECTOR 1	SECTOR 2	LAP TIME	MPH	DIFF	TIME OF DAY
1 -		47.327	2:00.263	65.25	9.262	09:46:26.835
2 -	1:05.016	47.203	1:52.219 (3)	69.93	1.218	09:48:19.054
3 -	1:05.309	48.727	1:54.036	68.82	3.035	09:50:13.090
4 -	1:04.507	<b>46.494</b>	<b>1:51.001 (1)</b>	<b>70.70</b>		<b>09:52:04.091</b>
5 -	1:05.220	47.809	1:53.029	69.43	2.028	09:53:57.120
6 -	<b>1:04.352</b>	46.883	1:51.235 (2)	70.55	0.234	09:55:48.355
7 -	1:04.947	47.934	1:52.881	69.52	1.880	09:57:41.236
8 -	1:07.025	51.947	1:58.972	65.96	7.971	09:59:40.208

P22 18		Stephen LANE		Suzuki SV650 -		
IDEAL LAP TIME : 1:51.631		BEST LAP TIME : 1:52.152		DIFFERENCE : 0.521		
LAP	SECTOR 1	SECTOR 2	LAP TIME	MPH	DIFF	TIME OF DAY
1 -		47.645	2:03.532	63.53	11.380	09:46:30.104
2 -	1:05.517	48.231	1:53.748 (3)	68.99	1.596	09:48:23.852
3 -	1:06.021	47.880	1:53.901	68.90	1.749	09:50:17.753
4 -	1:05.344	48.418	1:53.762	68.98	1.610	09:52:11.515
5 -	1:05.665	<b>46.487</b>	<b>1:52.152 (1)</b>	<b>69.97</b>		<b>09:54:03.667</b>
6 -	<b>1:05.144</b>	47.699	1:52.843 (2)	69.54	0.691	09:55:56.510
7 -	1:06.888	47.788	1:54.676	68.43	2.524	09:57:51.186
8 -	1:10.587	52.606	2:03.193	63.70	11.041	09:59:54.379

P23 45 RMT		Terence QUINCE		Suzuki SV650 - K&Q		
IDEAL LAP TIME : 1:52.918		BEST LAP TIME : 1:53.147		DIFFERENCE : 0.229		
LAP	SECTOR 1	SECTOR 2	LAP TIME	MPH	DIFF	TIME OF DAY
1 -		47.704	2:02.348	64.14	9.201	09:46:28.920
2 -	1:06.389	48.141	1:54.530	68.52	1.383	09:48:23.450
3 -	1:06.175	47.637	1:53.812	68.95	0.665	09:50:17.262
4 -	1:05.814	<b>47.578</b>	1:53.392 (2)	69.21	0.245	09:52:10.654
5 -	1:06.710	47.613	1:54.323	68.64	1.176	09:54:04.977
6 -	<b>1:05.340</b>	47.807	<b>1:53.147 (1)</b>	<b>69.36</b>		<b>09:55:58.124</b>
7 -	1:05.724	47.906	1:53.630 (3)	69.06	0.483	09:57:51.754

P24 82		Simon HEALEY		-		
IDEAL LAP TIME : 1:47.944		BEST LAP TIME : 1:47.944		DIFFERENCE : 0.000		
LAP	SECTOR 1	SECTOR 2	LAP TIME	MPH	DIFF	TIME OF DAY
1 -		47.383	2:03.872	63.35	15.928	09:46:30.444
2 -	1:05.313	48.191	1:53.504 (3)	69.14	5.560	09:48:23.948
3 -	1:06.116	47.763	1:53.879	68.91	5.935	09:50:17.827
4 -	1:06.008	47.832	1:53.840	68.93	5.896	09:52:11.667
5 -	<b>1:02.707</b>	<b>45.237</b>	<b>1:47.944 (1)</b>	<b>72.70</b>		<b>09:53:59.611</b>
6 -	1:17.801	46.180	2:03.981	63.30	16.037	09:56:03.592
7 -	1:03.597	47.144	1:50.741 (2)	70.86	2.797	09:57:54.333

P25 52 RMT		Stephen BAYLEY		Suzuki SV 650 - Mander Organ Builders		
IDEAL LAP TIME : 1:52.521		BEST LAP TIME : 1:53.068		DIFFERENCE : 0.547		
LAP	SECTOR 1	SECTOR 2	LAP TIME	MPH	DIFF	TIME OF DAY
1 -		<b>47.636</b>	2:03.237	63.68	10.169	09:46:29.809
2 -	1:06.972	48.269	1:55.241	68.10	2.173	09:48:25.050
3 -	1:05.678	47.944	1:53.622 (3)	69.07	0.554	09:50:18.672
4 -	1:05.535	48.426	1:53.961	68.86	0.893	09:52:12.633
5 -	1:04.959	48.109	<b>1:53.068 (1)</b>	<b>69.41</b>		<b>09:54:05.701</b>
6 -	<b>1:04.885</b>	48.607	1:53.492 (2)	69.15	0.424	09:55:59.193
7 -	1:05.216	50.889	1:56.105	67.59	3.037	09:57:55.298

# BMCRC - MRO Championships 2022 - Rnd 5 @ Cadwell Park

## MRO Minitwins & Rookie Minitwins

### RACE 1 - SECTOR ANALYSIS



SECTOR 1 = FL to I1, SECTOR 2 = I1 to FL, DIFF = Difference To Personal Best Lap, P = Crossed Finish Line in Pit Lane, D = Time Disallowed

P26 138		Craig JARMIN		Suzuki SV650 - SK PreP			
IDEAL LAP TIME : 1:52.749		BEST LAP TIME : 1:53.320		DIFFERENCE : 0.571			
LAP	SECTOR 1	SECTOR 2	LAP TIME	MPH	DIFF	TIME OF DAY	
1 -		48.166	2:04.952	62.80	11.632	09:46:31.524	
2 -	1:06.239	47.974	1:54.213 (3)	68.71	0.893	09:48:25.737	
3 -	1:06.135	48.211	1:54.346	68.63	1.026	09:50:20.083	
4 -	<b>1:05.164</b>	48.211	1:53.375 (2)	69.22	0.055	09:52:13.458	
5 -	1:05.735	<b>47.585</b>	<b>1:53.320 (1)</b>	<b>69.25</b>		<b>09:54:06.778</b>	
6 -	1:05.626	48.645	1:54.271	68.67	0.951	09:56:01.049	
7 -	1:05.895	48.503	1:54.398	68.60	1.078	09:57:55.447	

P27 744 RMT		Gary ANDERSON		Suzuki SV650 - A&M MOT Services. Guildford			
IDEAL LAP TIME : 1:54.239		BEST LAP TIME : 1:54.609		DIFFERENCE : 0.370			
LAP	SECTOR 1	SECTOR 2	LAP TIME	MPH	DIFF	TIME OF DAY	
1 -		49.407	2:06.687	61.94	12.078	09:46:33.259	
2 -	1:07.522	48.083	1:55.605	67.88	0.996	09:48:28.864	
3 -	1:07.412	<b>47.964</b>	1:55.376 (3)	68.02	0.767	09:50:24.240	
4 -	1:07.467	49.006	1:56.473	67.38	1.864	09:52:20.713	
5 -	1:06.897	48.037	1:54.934 (2)	68.28	0.325	09:54:15.647	
6 -	1:07.624	48.517	1:56.141	67.57	1.532	09:56:11.788	
7 -	<b>1:06.275</b>	48.334	<b>1:54.609 (1)</b>	<b>68.47</b>		<b>09:58:06.397</b>	

P28 93		Tony BOTTO		Suzuki SV 650 - TB Motorcycles			
IDEAL LAP TIME :		BEST LAP TIME : 1:49.784		DIFFERENCE :			
LAP	SECTOR 1	SECTOR 2	LAP TIME	MPH	DIFF	TIME OF DAY	
1 -			2:01.632	64.52	11.848	09:46:28.204	
2 -			1:51.793	70.20	2.009	09:48:19.997	
3 -			1:55.068	68.20	5.284	09:50:15.065	
4 -			1:50.286 (2)	71.16	0.502	09:52:05.351	
5 -			1:51.368 (3)	70.46	1.584	09:53:56.719	
6 -			<b>1:49.784 (1)</b>	<b>71.48</b>		<b>09:55:46.503</b>	

P29 116		Gareth FAITH		Suzuki SV650 - Sitramoto			
IDEAL LAP TIME : 1:49.424		BEST LAP TIME : 1:49.424		DIFFERENCE : 0.000			
LAP	SECTOR 1	SECTOR 2	LAP TIME	MPH	DIFF	TIME OF DAY	
1 -		46.736	1:58.185	66.40	8.761	09:46:24.757	
2 -	<b>1:03.274</b>	<b>46.150</b>	<b>1:49.424 (1)</b>	<b>71.72</b>		<b>09:48:14.181</b>	
3 -	1:03.741	46.980	1:50.721 (2)	70.88	1.297	09:50:04.902	
4 -	1:06.194	47.499	1:53.693 (3)	69.02	4.269	09:51:58.595	

P30 789 RMT		Arthur BULL		Suzuki SV650S -			
IDEAL LAP TIME : 2:04.063		BEST LAP TIME : 2:04.063		DIFFERENCE : 0.000			
LAP	SECTOR 1	SECTOR 2	LAP TIME	MPH	DIFF	TIME OF DAY	
1 -		52.713	2:13.312	58.86	9.249	09:46:39.884	
2 -	<b>1:12.051</b>	<b>52.012</b>	<b>2:04.063 (1)</b>	<b>63.25</b>		<b>09:48:43.947</b>	
3 -	1:13.792	53.361	2:07.153 (2)	61.72	3.090	09:50:51.100	
4 -	1:15.362	52.449	2:07.811 (3)	61.40	3.748	09:52:58.911	

P31 79		James O'MARA		Suzuki SV650 - BRP Machining Ltd			
IDEAL LAP TIME : 1:38.978		BEST LAP TIME : 1:38.978		DIFFERENCE : 0.000			
LAP	SECTOR 1	SECTOR 2	LAP TIME	MPH	DIFF	TIME OF DAY	
1 -		42.655	1:46.058	73.99	7.080	09:46:12.630	
2 -	57.793	42.406	1:40.199 (2)	78.32	1.221	09:47:52.829	
3 -	<b>57.408</b>	<b>41.570</b>	<b>1:38.978 (1)</b>	<b>79.29</b>		<b>09:49:31.807</b>	

# BMCRC - MRO Championships 2022 - Rnd 5 @ Cadwell Park

## MRO Minitwins & Rookie Minitwins

### RACE 1 - BEST SECTORS

SECTOR 1			SECTOR 2			IDEAL / BEST COMPARISON						
POS	NO	NAME	TIME	NO	NAME	TIME	POS	NO	NAME	IDEAL	BEST	DIFF
									<b>PERFECT LAP</b>	<b>1:38.734</b>		
1	9	GOOD	57.177	9	GOOD	41.557	1	9	GOOD	1:38.734	1:39.207	0.473
2	26	DAVIES	57.387	79	O'MARA	41.570	2	26	DAVIES	1:38.959	1:38.959	0.000
3	79	O'MARA	57.408	26	DAVIES	41.572	3	79	O'MARA	1:38.978	1:38.978	0.000
4	184	TWYFORD	57.861	117	WRIGHT	41.703	4	184	TWYFORD	1:39.610	1:39.610	0.000
5	63	PERFITT	58.640	184	TWYFORD	41.749	5	117	WRIGHT	1:40.607	1:40.860	0.253
6	97	MANN	58.804	97	MANN	42.171	6	63	PERFITT	1:40.955	1:41.396	0.441
7	117	WRIGHT	58.904	63	PERFITT	42.315	7	97	MANN	1:40.975	1:41.022	0.047
8	166	BAKER	59.676	19	LILLEY	42.441	8	19	LILLEY	1:42.199	1:42.213	0.014
9	19	LILLEY	59.758	6	COOPER	43.099	9	166	BAKER	1:42.877	1:42.877	0.000
10	6	COOPER	1:00.186	166	BAKER	43.201	10	6	COOPER	1:43.285	1:43.285	0.000
11	99	PARKES	1:00.238	114	HOLLAND	43.441	11	114	HOLLAND	1:43.686	1:44.052	0.366
12	114	HOLLAND	1:00.245	16	BUCHANAN	43.545	12	16	BUCHANAN	1:44.000	1:44.000	0.000
13	627	MONK	1:00.362	627	MONK	43.644	13	627	MONK	1:44.006	1:44.006	0.000
14	16	BUCHANAN	1:00.455	99	PARKES	43.784	14	99	PARKES	1:44.022	1:44.022	0.000
15	5	MANTLE	1:00.786	5	MANTLE	43.835	15	5	MANTLE	1:44.621	1:44.892	0.271
16	71	CLUNE	1:01.540	71	CLUNE	44.832	16	71	CLUNE	1:46.372	1:46.602	0.230
17	82	HEALEY	1:02.707	82	HEALEY	45.237	17	82	HEALEY	1:47.944	1:47.944	0.000
18	153	JOHNSON	1:03.001	153	JOHNSON	45.256	18	153	JOHNSON	1:48.257	1:48.652	0.395
19	34	JOHNSON	1:03.050	21	BUTLER	45.593	19	34	JOHNSON	1:48.748	1:48.964	0.216
20	116	FAITH	1:03.274	34	JOHNSON	45.698	20	116	FAITH	1:49.424	1:49.424	0.000
21	78	FRAMPTON	1:04.081	167	SMITH	45.770	21	21	BUTLER	1:49.898	1:51.343	1.445
22	167	SMITH	1:04.263	116	FAITH	46.150	22	167	SMITH	1:50.033	1:50.760	0.727
23	21	BUTLER	1:04.305	78	FRAMPTON	46.165	23	78	FRAMPTON	1:50.246	1:50.474	0.228
24	47	BOHANAN	1:04.352	18	LANE	46.487	24	47	BOHANAN	1:50.846	1:51.001	0.155
25	52	BAYLEY	1:04.885	47	BOHANAN	46.494	25	18	LANE	1:51.631	1:52.152	0.521
26	18	LANE	1:05.144	45	QUINCE	47.578	26	52	BAYLEY	1:52.521	1:53.068	0.547
27	138	JARMIN	1:05.164	138	JARMIN	47.585	27	138	JARMIN	1:52.749	1:53.320	0.571
28	45	QUINCE	1:05.340	52	BAYLEY	47.636	28	45	QUINCE	1:52.918	1:53.147	0.229
29	744	ANDERSON	1:06.275	744	ANDERSON	47.964	29	744	ANDERSON	1:54.239	1:54.609	0.370
30	789	BULL	1:12.051	789	BULL	52.012	30	789	BULL	2:04.063	2:04.063	0.000
31							31	93	BOTTO		1:49.784	



# BMCRC - MRO Championships 2022 - Rnd 5 @ Cadwell Park

## MRO Minitwins & Rookie Minitwins

### RACE 1 - STATISTICS

**Competitors Started** 31  
**Planned Start** 2022-06-26 @ 09:21:00.000  
**Actual Start** 2022-06-26 @ 09:44:26.571  
**Finish Time** 2022-06-26 @ 09:57:51.187  
**Track Length** 2.1800mi.  
**Total Laps** 228  
**Total Distance Covered** 497.0442mi.

#### Session Fastest Lap History

NO	CL	NAME	LAP TIME	TIME OF DAY	LAP	VEHICLE
26		Glynn DAVIES	<b>1:40.207</b>	09:47:51.807	2	Suzuki SV650
79		James O'MARA	<b>1:40.199</b>	09:47:52.838	2	Suzuki SV650
26		Glynn DAVIES	<b>1:39.865</b>	09:49:31.672	3	Suzuki SV650
79		James O'MARA	<b>1:38.978</b>	09:49:31.815	3	Suzuki SV650
26		Glynn DAVIES	<b>1:38.959</b>	09:54:30.361	6	Suzuki SV650

#### Session Leader History

NO	CL	NAME	FROM LAP	LAPS LED	DISTANCE	VEHICLE
26		Glynn DAVIES	1	8	17.44 miles	Suzuki SV650

#### Flag History

TYPE	TIME OF DAY
GREEN	09:44:26.571
FINISH	09:57:51.187

#### Flag Statistics

TYPE	COUNT	TOTAL LAPS	TOTAL TIME
Green	1	8	15:46.601
Red	0	0	0.000
Safety Car	0	0	0.000
FCY	0	0	0.000

# BMCRC - MRO Championships 2022 - Rnd 5 @ Cadwell Park

## MRO Minitwins & Rookie Minitwins

### RACE 1 - STATISTICS

CLASS :

20 Starters

#### Fastest Lap History

NO	NAME	LAP TIME	TIME OF DAY	LAP	VEHICLE
26	Glynn DAVIES	<b>1:40.207</b>	09:47:51.807	2	Suzuki SV650
79	James O'MARA	<b>1:40.199</b>	09:47:52.838	2	Suzuki SV650
26	Glynn DAVIES	<b>1:39.865</b>	09:49:31.672	3	Suzuki SV650
79	James O'MARA	<b>1:38.978</b>	09:49:31.815	3	Suzuki SV650
26	Glynn DAVIES	<b>1:38.959</b>	09:54:30.361	6	Suzuki SV650

#### Leader History

NO	NAME	FROM LAP	LAPS LED	DISTANCE	VEHICLE
26	Glynn DAVIES	1	8	17.44 miles	Suzuki SV650

# BMCRC - MRO Championships 2022 - Rnd 5 @ Cadwell Park

## MRO Minitwins & Rookie Minitwins

### RACE 1 - STATISTICS

**CLASS : RMT**

11 Starters

#### Fastest Lap History

NO	NAME	LAP TIME	TIME OF DAY	LAP	VEHICLE
117	Brandon WRIGHT	1:41.184	09:47:57.027	2	Suzuki SV 650
117	Brandon WRIGHT	1:40.860	09:56:26.885	7	Suzuki SV 650

#### Leader History

NO	NAME	FROM LAP	LAPS LED	DISTANCE	VEHICLE
117	Brandon WRIGHT	1	8	17.44 miles	Suzuki SV 650

# BMCRC - MRO Championships 2022 - Rnd 5 @ Cadwell Park



## MRO Minitwins & Rookie Minitwins

### RACE 11 - GRID (8 Laps)

ROW 11	31	2:04.063	789	Arthur BULL	32	130	Vince JONES				
ROW 10	28	1:53.147	45	Terence QUINCE	29	138	Craig JARMIN	30	1:54.609	744	Gary ANDERSON
ROW 9	25	1:51.343	21	Clive BUTLER	26	18	Stephen LANE	27	1:53.068	52	Stephen BAYLEY
ROW 8	22	1:50.474	78	Tim FRAMPTON	23	167	Terry SMITH	24	1:51.001	47	Tristan BOHANAN
ROW 7	19	1:48.964	34	Andrew JOHNSON	20	116	Gareth FAITH	21	1:49.784	93	Tony BOTTO
ROW 6	16	1:46.602	71	Colin CLUNE	17	82	Simon HEALEY	18	1:48.652	153	Kristian JOHNSON
ROW 5	13	1:44.022	99	Roger PARKES	14	114	Dean HOLLAND	15	1:44.892	5	Barry MANTLE
ROW 4	10	1:43.285	6	Martin COOPER	11	16	James BUCHANAN	12	1:44.006	627	Aaron MONK
ROW 3	7	1:41.396	63	Stephen PERFITT	8	19	Kevin LILLEY	9	1:42.877	166	Nik BAKER
ROW 2	4	1:39.610	184	David TWYFORD	5	117	Brandon WRIGHT	6	1:41.022	97	Alex MANN
ROW 1	1	1:38.959	26	Glynn DAVIES	2	79	James O'MARA	3	1:39.207	9	Daniel GOOD
<b>Pole</b>											

Cadwell Park: 2.1800 miles

These results are provisional until the conclusion of any judicial and technical matters.

Clerk Of Course :	Stewards :	Timekeeper : Sarah Evans
-------------------	------------	--------------------------

Results can be found at [www.tsl-timing.com](http://www.tsl-timing.com)

Printed - 10:03 Sunday, 26 June 2022



# BMCRC - MRO Championships 2022 - Rnd 5 @ Cadwell Park



## MRO Minitwins & Rookie Minitwins

### RACE 11 - CLASSIFICATION

POS	NO	CL	PIC NAME	ENTRY	LAPS	TIME	GAP	DIFF	MPH	BEST	ON
1	26		1 Glynn DAVIES	Suzuki SV650 -	8	13:20.565			78.42	1:38.996	7
2	9		2 Daniel GOOD	Suzuki SV650 - QFF, KEP and Joblings of Whitley	8	13:21.726	1.161	1.161	78.31	1:38.729	4
3	79		3 James O'MARA	Suzuki SV650 - BRP Machining Ltd	8	13:27.970	7.405	6.244	77.70	1:39.498	4
4	184		4 David TWYFORD	Suzuki SV650 - MHP, IMP Racing, RodHarwin£100	8	13:35.978	15.413	8.008	76.94	1:40.047	4
5	117	RMT	1 Brandon WRIGHT	Suzuki SV 650 - OneEliquids.com	8	13:40.360	19.795	4.382	76.53	1:40.991	8
6	97		5 Alex MANN	Suzuki SV650 - Michael Jones Jewellers, Esprit Gro	8	13:40.888	20.323	0.528	76.48	1:40.768	5
7	63		6 Stephen PERFITT	Suzuki SV650 - PKP Services Ltd	8	13:46.634	26.069	5.746	75.95	1:41.284	3
8	19		7 Kevin LILLEY	Suzuki SV650 - Trafalgar Cleaning Eqpt. / Steve Jor	8	13:52.505	31.940	5.871	75.41	1:42.780	4
9	6		8 Martin COOPER	Suzuki SV 650 -	8	13:53.968	33.403	1.463	75.28	1:43.230	8
10	627	RMT	2 Aaron MONK	Suzuki SV650 - flyaspitfire.co.uk	8	13:56.358	35.793	2.390	75.06	1:43.285	2
11	114		9 Dean HOLLAND	Suzuki SV 650 - Sambucas forest hall/ merlin sidecz	8	13:56.768	36.203	0.410	75.03	1:42.538	5
12	5		10 Barry MANTLE	-	8	13:58.940	38.375	2.172	74.83	1:43.480	2
13	99	RMT	3 Roger PARKES	Suzuki SV650 - Simply Owners Ltd	8	14:19.399	58.834	20.459	73.05	1:46.238	2
14	71		11 Colin CLUNE	Suzuki SV650 -	8	14:24.141	1:03.576	4.742	72.65	1:46.526	5
15	34		12 Andrew JOHNSON	Suzuki SV650 - Rose & Charlie Racing	8	14:39.989	1:19.424	15.848	71.34	1:47.445	2
16	82		13 Simon HEALEY	-	8	14:40.289	1:19.724	0.300	71.32	1:48.506	8
17	116		14 Gareth FAITH	Suzuki SV650 - Sitramoto	8	14:40.416	1:19.851	0.127	71.31	1:48.188	8
18	153	RMT	4 Kristian JOHNSON	Suzuki SV650 - Eden Mobility	8	14:44.671	1:24.106	4.255	70.96	1:48.649	2
19	78	RMT	5 Tim FRAMPTON	Suzuki SV650 - K66	8	14:50.775	1:30.210	6.104	70.48	1:49.458	2
20	21	RMT	6 Clive BUTLER	Kawasaki ER6 -	8	14:56.404	1:35.839	5.629	70.04	1:49.680	8
21	18		15 Stephen LANE	Suzuki SV650 -	8	15:05.085	1:44.520	8.681	69.36	1:49.671	8
22	167*	RMT	7 Terry SMITH	Suzuki SV650 - IMP Racing	8	15:18.183	1:57.618	13.098	68.37	1:50.621	5
23	744	RMT	8 Gary ANDERSON	Suzuki SV650 - A&M MOT Services. Guildford	7	13:25.290	1 Lap	1 Lap	68.21	1:52.606	3
24	138		16 Craig JARMIN	Suzuki SV650 - SK PreP	7	13:26.732	1 Lap	1.442	68.09	1:52.828	7
25	45	RMT	9 Terence QUINCE	Suzuki SV650 - K&Q	7	13:27.642	1 Lap	0.910	68.02	1:53.817	5

#### NOT CLASSIFIED

DNF	52	RMT	Stephen BAYLEY	Suzuki SV 650 - Mander Organ Builders	3	5:58.443	5 Laps	4 Laps	65.68	1:53.965	2
DNF	47		Tristan BOHANAN	Suzuki SV 650 - Myself	0						

#### FASTEST LAP

	9		Daniel GOOD	Suzuki SV650 - QFF, KEP and Joblings of Whitley	4	1:38.729			79.49 mph	127.92 kph	
	117	RMT	Brandon WRIGHT	Suzuki SV 650 - OneEliquids.com	8	1:40.991			77.71 mph	125.06 kph	

**Bike #167 - 10 second penalty - Jump start**  
**Class - 92.5% of Race Speed = 72.53 mph**  
**Class RMT - 92.5% of Race Speed = 70.79 mph**

Race Distance: 8 Laps / 17.44 miles

Cadwell Park: 2.1800 miles

Date: 26/06/2022 Start: 13:54 Finish: 14:07

Weather / Track : Cloudy / Dry

These results are provisional until the conclusion of any judicial and technical matters.

Clerk Of Course :	Stewards :	Timekeeper : Sarah Evans
-------------------	------------	--------------------------

Results can be found at [www.tsl-timing.com](http://www.tsl-timing.com)

Printed - 14:13 Sunday, 26 June 2022



# BMCRC - MRO Championships 2022 - Rnd 5 @ Cadwell Park

## MRO Minitwins & Rookie Minitwins

### RACE 11 - LAP CHART

#### LAP 1 @ 13:56:05.956

NO	BEHIND	LAP TIME
79		1:45.140
26	0.219	1:45.359
9	0.322	1:45.462
117	1.002	1:46.142
184	1.141	1:46.281
6	2.812	1:47.952
63	2.940	1:48.080
19	3.857	1:48.997
97	3.892	1:49.032
627	5.337	1:50.477
5	5.531	1:50.671
99	6.967	1:52.107
114	7.111	1:52.251
71	9.747	1:54.887
34	10.546	1:55.686
82	12.325	1:57.465
116	12.957	1:58.097
153	13.384	1:58.524
78	14.405	1:59.545
45	17.042	2:02.182
21	17.233	2:02.373
18	17.782	2:02.922
52	19.034	2:04.174
167	19.280	2:04.420
744	19.535	2:04.675
138	20.296	2:05.436

#### LAP 2 @ 13:57:45.459

NO	BEHIND	LAP TIME
26		1:39.284
79	0.971	1:40.474
9	1.110	1:40.291
184	2.940	1:41.302
117	2.963	1:41.464
63	5.211	1:41.774
6	6.790	1:43.481
19	8.092	1:43.738
97	8.119	1:43.730
627	9.119	1:43.285
5	9.508	1:43.480
114	10.918	1:43.310
99	13.702	1:46.238
71	17.555	1:47.311
34	18.488	1:47.445
82	21.531	1:48.709
116	22.055	1:48.601
153	22.530	1:48.649
78	24.360	1:49.458
21	28.560	1:50.830
18	30.814	1:52.535
45	31.904	1:54.365
167	32.119	1:52.342
52	33.496	1:53.965
744	33.698	1:53.666
138	34.189	1:53.396

#### LAP 3 @ 13:59:24.637

NO	BEHIND	LAP TIME
26		1:39.178
79	1.859	1:40.066
9	2.014	1:40.082
184	4.137	1:40.375

117	6.428	1:42.643
63	7.317	1:41.284
97	10.203	1:41.262
6	11.835	1:44.223
19	12.091	1:43.177
627	13.784	1:43.843
5	14.126	1:43.796
114	15.931	1:44.191
99	21.169	1:46.645
71	25.045	1:46.668
34	28.516	1:49.206
82	31.355	1:49.002
116	32.413	1:49.536
153	32.732	1:49.380
78	35.327	1:50.145
21	40.933	1:51.551
18	43.832	1:52.196
167	44.726	1:51.785
45	47.000	1:54.274
744	47.126	1:52.606
138	48.685	1:53.674
52	54.622	2:00.304

#### LAP 4 @ 14:01:04.175

NO	BEHIND	LAP TIME
26		1:39.538
9	1.205	1:38.729
79	1.819	1:39.498
184	4.646	1:40.047
63	9.303	1:41.524
117	9.914	1:43.024
97	11.657	1:40.992
19	15.333	1:42.780
6	16.614	1:44.317
627	17.923	1:43.677
5	18.097	1:43.509
114	19.567	1:43.174
99	28.696	1:47.065
71	32.520	1:47.013
34	38.595	1:49.617
82	41.197	1:49.380
153	42.238	1:49.044
116	42.970	1:50.095
78	46.140	1:50.351
21	52.405	1:51.010
18	56.012	1:51.718
167	56.993	1:51.805
45	1:01.367	1:53.905
744	1:01.633	1:54.045
138	1:02.217	1:53.070

#### LAP 5 @ 14:02:43.735

NO	BEHIND	LAP TIME
26		1:39.560
9	0.410	1:38.765
79	1.783	1:39.524
184	6.363	1:41.277
63	11.803	1:42.060
117	12.200	1:41.846
97	12.865	1:40.768
19	19.451	1:43.678
6	20.614	1:43.560
627	21.854	1:43.491
5	22.108	1:43.571
114	22.545	1:42.538

99	35.911	1:46.775
71	39.486	1:46.526
34	48.720	1:49.685
82	51.247	1:49.610
116	52.638	1:49.228
153	52.977	1:50.299
78	56.654	1:50.074
21	1:03.315	1:50.470
18	1:07.074	1:50.622
167	1:08.054	1:50.621
45	1:15.624	1:53.817
744	1:15.842	1:53.769
138	1:16.227	1:53.570

#### LAP 6 @ 14:04:22.922

NO	BEHIND	LAP TIME
26		1:39.187
9	0.158	1:38.935
79	2.419	1:39.823
184	9.558	1:42.382
117	14.579	1:41.566
63	14.677	1:42.061
97	15.488	1:41.810
19	23.781	1:43.517
6	24.835	1:43.408
627	26.297	1:43.630
5	26.852	1:43.931
114	27.061	1:43.703
99	43.106	1:46.382
71	46.996	1:46.697
34	58.787	1:49.254
82	1:00.764	1:48.704
116	1:01.711	1:48.260
153	1:02.720	1:48.930
78	1:07.969	1:50.502
21	1:14.479	1:50.351
18	1:19.490	1:51.603
167	1:19.960	1:51.093
744	1:30.145	1:53.490
45	1:31.322	1:54.885
138	1:31.798	1:54.758

#### LAP 7 @ 14:06:01.918

NO	BEHIND	LAP TIME
26		1:38.996
9	0.044	1:38.882
79	3.448	1:40.025
184	12.571	1:42.009
97	17.904	1:41.412
117	18.267	1:42.684
63	21.144	1:45.463
19	28.394	1:43.609
6	29.636	1:43.797
627	31.485	1:44.184
114	31.804	1:43.739
5	32.355	1:44.499
99	50.782	1:46.672
71	55.006	1:47.006
34	1:09.245	1:49.454
82	1:10.681	1:48.913
116	1:11.126	1:48.411
153	1:13.328	1:49.604
78	1:19.061	1:50.088
21	1:25.622	1:50.139
167	1:33.743	1:52.779

#### LAP 8 @ 14:07:41.381

NO	BEHIND	LAP TIME
26		1:39.463
9	1.161	1:40.580
744	1 Lap	1:53.039
138	1 Lap	1:52.828
45	1 Lap	1:54.214
79	7.405	1:43.420
184	15.413	1:42.305
117	19.795	1:40.991
97	20.323	1:41.882
63	26.069	1:44.388
19	31.940	1:43.009
6	33.403	1:43.230
627	35.793	1:43.771
114	36.203	1:43.862
5	38.375	1:45.483
99	58.834	1:47.515
71	1:03.576	1:48.033
34	1:19.424	1:49.642
82	1:19.724	1:48.506
116	1:19.851	1:48.188
153	1:24.106	1:50.241
78	1:30.210	1:50.612
21	1:35.839	1:49.680
18	1:44.520	1:49.671
167	1:47.618	1:53.338

# BMCRC - MRO Championships 2022 - Rnd 5 @ Cadwell Park

## MRO Minitwins & Rookie Minitwins

### RACE 11 - SECTOR ANALYSIS



SECTOR 1 = FL to I1, SECTOR 2 = I1 to FL, DIFF = Difference To Personal Best Lap, P = Crossed Finish Line in Pit Lane, D = Time Disallowed

P1 26		Glynn DAVIES		Suzuki SV650 -			
IDEAL LAP TIME : 1:38.929		BEST LAP TIME : 1:38.996		DIFFERENCE : 0.067			
LAP	SECTOR 1	SECTOR 2	LAP TIME	MPH	DIFF	TIME OF DAY	
1 -		42.771	1:45.359	74.48	6.363	13:56:06.175	
2 -	57.791	41.493	1:39.284	79.04	0.288	13:57:45.459	
3 -	57.705	41.473	1:39.178 (2)	79.13	0.182	13:59:24.637	
4 -	57.808	41.730	1:39.538	78.84	0.542	14:01:04.175	
5 -	57.890	41.670	1:39.560	78.82	0.564	14:02:43.735	
6 -	57.585	41.602	1:39.187 (3)	79.12	0.191	14:04:22.922	
7 -	<b>57.536</b>	41.460	<b>1:38.996 (1)</b>	<b>79.27</b>		<b>14:06:01.918</b>	
8 -	58.070	<b>41.393</b>	1:39.463	78.90	0.467	14:07:41.381	

P2 9		Daniel GOOD		Suzuki SV650 - QFF, KEP and Joblings of Whitley Bay			
IDEAL LAP TIME : 1:38.448		BEST LAP TIME : 1:38.729		DIFFERENCE : 0.281			
LAP	SECTOR 1	SECTOR 2	LAP TIME	MPH	DIFF	TIME OF DAY	
1 -		42.404	1:45.462	74.41	6.733	13:56:06.278	
2 -	58.382	41.909	1:40.291	78.25	1.562	13:57:46.569	
3 -	57.860	42.222	1:40.082	78.41	1.353	13:59:26.651	
4 -	<b>57.321</b>	41.408	<b>1:38.729 (1)</b>	<b>79.49</b>		<b>14:01:05.380</b>	
5 -	57.427	41.338	1:38.765 (2)	79.46	0.036	14:02:44.145	
6 -	57.808	<b>41.127</b>	1:38.935	79.32	0.206	14:04:23.080	
7 -	57.606	41.276	1:38.882 (3)	79.36	0.153	14:06:01.962	
8 -	58.220	42.360	1:40.580	78.02	1.851	14:07:42.542	

P3 79		James O'MARA		Suzuki SV650 - BRP Machining Ltd			
IDEAL LAP TIME : 1:39.463		BEST LAP TIME : 1:39.498		DIFFERENCE : 0.035			
LAP	SECTOR 1	SECTOR 2	LAP TIME	MPH	DIFF	TIME OF DAY	
1 -		42.775	1:45.140	74.64	5.642	13:56:05.956	
2 -	58.456	42.018	1:40.474	78.11	0.976	13:57:46.430	
3 -	57.829	42.237	1:40.066	78.42	0.568	13:59:26.496	
4 -	57.649	41.849	<b>1:39.498 (1)</b>	<b>78.87</b>		<b>14:01:05.994</b>	
5 -	<b>57.621</b>	41.903	1:39.524 (2)	78.85	0.026	14:02:45.518	
6 -	57.816	42.007	1:39.823 (3)	78.61	0.325	14:04:25.341	
7 -	58.183	<b>41.842</b>	1:40.025	78.46	0.527	14:06:05.366	
8 -	57.887	45.533	1:43.420	75.88	3.922	14:07:48.786	

P4 184		David TWYFORD		Suzuki SV650 - MHP, IMP Racing, RodHarwin£100			
IDEAL LAP TIME : 1:40.047		BEST LAP TIME : 1:40.047		DIFFERENCE : 0.000			
LAP	SECTOR 1	SECTOR 2	LAP TIME	MPH	DIFF	TIME OF DAY	
1 -		42.283	1:46.281	73.84	6.234	13:56:07.097	
2 -	59.120	42.182	1:41.302	77.47	1.255	13:57:48.399	
3 -	58.236	42.139	1:40.375 (2)	78.18	0.328	13:59:28.774	
4 -	<b>58.186</b>	<b>41.861</b>	<b>1:40.047 (1)</b>	<b>78.44</b>		<b>14:01:08.821</b>	
5 -	59.034	42.243	1:41.277 (3)	77.49	1.230	14:02:50.098	
6 -	59.877	42.505	1:42.382	76.65	2.335	14:04:32.480	
7 -	59.562	42.447	1:42.009	76.93	1.962	14:06:14.489	
8 -	59.857	42.448	1:42.305	76.71	2.258	14:07:56.794	

P5 117 RMT		Brandon WRIGHT		Suzuki SV 650 - OneElíquids.com			
IDEAL LAP TIME : 1:40.991		BEST LAP TIME : 1:40.991		DIFFERENCE : 0.000			
LAP	SECTOR 1	SECTOR 2	LAP TIME	MPH	DIFF	TIME OF DAY	
1 -		42.597	1:46.142	73.93	5.151	13:56:06.958	
2 -	59.074	42.390	1:41.464 (2)	77.34	0.473	13:57:48.422	
3 -	59.887	42.756	1:42.643	76.45	1.652	13:59:31.065	
4 -	59.903	43.121	1:43.024	76.17	2.033	14:01:14.089	
5 -	59.316	42.530	1:41.846	77.05	0.855	14:02:55.935	
6 -	59.120	42.446	1:41.566 (3)	77.27	0.575	14:04:37.501	
7 -	1:00.049	42.635	1:42.684	76.42	1.693	14:06:20.185	
8 -	<b>58.789</b>	<b>42.202</b>	<b>1:40.991 (1)</b>	<b>77.71</b>		<b>14:08:01.176</b>	

# BMCRC - MRO Championships 2022 - Rnd 5 @ Cadwell Park

## MRO Minitwins & Rookie Minitwins

### RACE 11 - SECTOR ANALYSIS



SECTOR 1 = FL to I1, SECTOR 2 = I1 to FL, DIFF = Difference To Personal Best Lap, P = Crossed Finish Line in Pit Lane, D = Time Disallowed

P6 97 Alex MANN		Suzuki SV650 - Michael Jones Jewellers, Esprit Group				
IDEAL LAP TIME : 1:40.629		BEST LAP TIME : 1:40.768		DIFFERENCE : 0.139		
LAP	SECTOR 1	SECTOR 2	LAP TIME	MPH	DIFF	TIME OF DAY
1 -		43.359	1:49.032	71.97	8.264	13:56:09.848
2 -	1:00.436	43.294	1:43.730	75.65	2.962	13:57:53.578
3 -	58.958	42.304	1:41.262 (3)	77.50	0.494	13:59:34.840
4 -	<b>58.722</b>	42.270	1:40.992 (2)	77.70	0.224	14:01:15.832
5 -	58.861	<b>41.907</b>	<b>1:40.768 (1)</b>	<b>77.88</b>		<b>14:02:56.600</b>
6 -	58.820	42.990	1:41.810	77.08	1.042	14:04:38.410
7 -	58.835	42.577	1:41.412	77.38	0.644	14:06:19.822
8 -	59.327	42.555	1:41.882	77.03	1.114	14:08:01.704

P7 63 Stephen PERFITT		Suzuki SV650 - PKP Services Ltd				
IDEAL LAP TIME : 1:41.083		BEST LAP TIME : 1:41.284		DIFFERENCE : 0.201		
LAP	SECTOR 1	SECTOR 2	LAP TIME	MPH	DIFF	TIME OF DAY
1 -		42.996	1:48.080	72.61	6.796	13:56:08.896
2 -	58.945	42.829	1:41.774 (3)	77.11	0.490	13:57:50.670
3 -	58.810	42.474	<b>1:41.284 (1)</b>	<b>77.48</b>		<b>13:59:31.954</b>
4 -	<b>58.706</b>	42.818	1:41.524 (2)	77.30	0.240	14:01:13.478
5 -	59.073	42.987	1:42.060	76.89	0.776	14:02:55.538
6 -	59.684	<b>42.377</b>	1:42.061	76.89	0.777	14:04:37.599
7 -	1:02.173	43.290	1:45.463	74.41	4.179	14:06:23.062
8 -	1:00.414	43.974	1:44.388	75.18	3.104	14:08:07.450

P8 19 Kevin LILLEY		Suzuki SV650 - Trafalgar Cleaning Eqpt. / Steve Jordan Motorcy				
IDEAL LAP TIME : 1:42.525		BEST LAP TIME : 1:42.780		DIFFERENCE : 0.255		
LAP	SECTOR 1	SECTOR 2	LAP TIME	MPH	DIFF	TIME OF DAY
1 -		43.496	1:48.997	72.00	6.217	13:56:09.813
2 -	1:00.009	43.729	1:43.738	75.65	0.958	13:57:53.551
3 -	59.587	43.590	1:43.177 (3)	76.06	0.397	13:59:36.728
4 -	<b>59.502</b>	43.278	<b>1:42.780 (1)</b>	<b>76.35</b>		<b>14:01:19.508</b>
5 -	1:00.258	43.420	1:43.678	75.69	0.898	14:03:03.186
6 -	1:00.069	43.448	1:43.517	75.81	0.737	14:04:46.703
7 -	1:00.303	43.306	1:43.609	75.74	0.829	14:06:30.312
8 -	59.986	<b>43.023</b>	1:43.009 (2)	76.18	0.229	14:08:13.321

P9 6 Martin COOPER		Suzuki SV 650 -				
IDEAL LAP TIME : 1:42.844		BEST LAP TIME : 1:43.230		DIFFERENCE : 0.386		
LAP	SECTOR 1	SECTOR 2	LAP TIME	MPH	DIFF	TIME OF DAY
1 -		<b>42.988</b>	1:47.952	72.69	4.722	13:56:08.768
2 -	1:00.103	43.378	1:43.481 (3)	75.84	0.251	13:57:52.249
3 -	1:00.461	43.762	1:44.223	75.30	0.993	13:59:36.472
4 -	1:00.764	43.553	1:44.317	75.23	1.087	14:01:20.789
5 -	59.921	43.639	1:43.560	75.78	0.330	14:03:04.349
6 -	1:00.083	43.325	1:43.408 (2)	75.89	0.178	14:04:47.757
7 -	1:00.597	43.200	1:43.797	75.60	0.567	14:06:31.554
8 -	<b>59.856</b>	43.374	<b>1:43.230 (1)</b>	<b>76.02</b>		<b>14:08:14.784</b>

P10 627 RMT Aaron MONK		Suzuki SV650 - flyaspitfire.co.uk				
IDEAL LAP TIME : 1:43.220		BEST LAP TIME : 1:43.285		DIFFERENCE : 0.065		
LAP	SECTOR 1	SECTOR 2	LAP TIME	MPH	DIFF	TIME OF DAY
1 -		44.103	1:50.477	71.03	7.192	13:56:11.293
2 -	<b>59.991</b>	43.294	<b>1:43.285 (1)</b>	<b>75.98</b>		<b>13:57:54.578</b>
3 -	1:00.284	43.559	1:43.843	75.57	0.558	13:59:38.421
4 -	1:00.158	43.519	1:43.677	75.69	0.392	14:01:22.098
5 -	1:00.262	<b>43.229</b>	1:43.491 (2)	75.83	0.206	14:03:05.589
6 -	1:00.252	43.378	1:43.630 (3)	75.73	0.345	14:04:49.219
7 -	1:00.616	43.568	1:44.184	75.32	0.899	14:06:33.403
8 -	1:00.287	43.484	1:43.771	75.62	0.486	14:08:17.174



# BMCRC - MRO Championships 2022 - Rnd 5 @ Cadwell Park

## MRO Minitwins & Rookie Minitwins

### RACE 11 - SECTOR ANALYSIS



SECTOR 1 = FL to I1, SECTOR 2 = I1 to FL, DIFF = Difference To Personal Best Lap, P = Crossed Finish Line in Pit Lane, D = Time Disallowed

P11 114		Dean HOLLAND		Suzuki SV 650 - Sambucas forest hall/ merlin sidecars			
IDEAL LAP TIME : 1:42.538		BEST LAP TIME : 1:42.538		DIFFERENCE : 0.000			
LAP	SECTOR 1	SECTOR 2	LAP TIME	MPH	DIFF	TIME OF DAY	
1 -		44.670	1:52.251	69.91	9.713	13:56:13.067	
2 -	59.649	43.661	1:43.310 (3)	75.96	0.772	13:57:56.377	
3 -	1:00.517	43.674	1:44.191	75.32	1.653	13:59:40.568	
4 -	59.866	43.308	1:43.174 (2)	76.06	0.636	14:01:23.742	
5 -	<b>59.524</b>	<b>43.014</b>	<b>1:42.538 (1)</b>	<b>76.53</b>		<b>14:03:06.280</b>	
6 -	1:00.012	43.691	1:43.703	75.67	1.165	14:04:49.983	
7 -	1:00.028	43.711	1:43.739	75.65	1.201	14:06:33.722	
8 -	1:00.253	43.609	1:43.862	75.56	1.324	14:08:17.584	

P12 5		Barry MANTLE		-			
IDEAL LAP TIME : 1:43.362		BEST LAP TIME : 1:43.480		DIFFERENCE : 0.118			
LAP	SECTOR 1	SECTOR 2	LAP TIME	MPH	DIFF	TIME OF DAY	
1 -		<b>43.311</b>	1:50.671	70.91	7.191	13:56:11.487	
2 -	<b>1:00.051</b>	43.429	<b>1:43.480 (1)</b>	<b>75.84</b>		<b>13:57:54.967</b>	
3 -	1:00.138	43.658	1:43.796	75.61	0.316	13:59:38.763	
4 -	1:00.190	43.319	1:43.509 (2)	75.82	0.029	14:01:22.272	
5 -	1:00.234	43.337	1:43.571 (3)	75.77	0.091	14:03:05.843	
6 -	1:00.164	43.767	1:43.931	75.51	0.451	14:04:49.774	
7 -	1:00.607	43.892	1:44.499	75.10	1.019	14:06:34.273	
8 -	1:00.970	44.513	1:45.483	74.40	2.003	14:08:19.756	

P13 99 RMT		Roger PARKES		Suzuki SV650 - Simply Owners Ltd			
IDEAL LAP TIME : 1:46.189		BEST LAP TIME : 1:46.238		DIFFERENCE : 0.049			
LAP	SECTOR 1	SECTOR 2	LAP TIME	MPH	DIFF	TIME OF DAY	
1 -		44.803	1:52.107	70.00	5.869	13:56:12.923	
2 -	<b>1:01.483</b>	44.755	<b>1:46.238 (1)</b>	<b>73.87</b>		<b>13:57:59.161</b>	
3 -	1:01.760	44.885	1:46.645 (3)	73.59	0.407	13:59:45.806	
4 -	1:02.217	44.848	1:47.065	73.30	0.827	14:01:32.871	
5 -	1:01.895	44.880	1:46.775	73.50	0.537	14:03:19.646	
6 -	1:01.676	<b>44.706</b>	1:46.382 (2)	73.77	0.144	14:05:06.028	
7 -	1:01.559	45.113	1:46.672	73.57	0.434	14:06:52.700	
8 -	1:02.000	45.515	1:47.515	72.99	1.277	14:08:40.215	

P14 71		Colin CLUNE		Suzuki SV650 -			
IDEAL LAP TIME : 1:46.443		BEST LAP TIME : 1:46.526		DIFFERENCE : 0.083			
LAP	SECTOR 1	SECTOR 2	LAP TIME	MPH	DIFF	TIME OF DAY	
1 -		45.159	1:54.887	68.31	8.361	13:56:15.703	
2 -	1:02.057	45.254	1:47.311	73.13	0.785	13:58:03.014	
3 -	1:01.938	<b>44.730</b>	1:46.668 (2)	73.57	0.142	13:59:49.682	
4 -	1:01.951	45.062	1:47.013	73.33	0.487	14:01:36.695	
5 -	1:01.716	44.810	<b>1:46.526 (1)</b>	<b>73.67</b>		<b>14:03:23.221</b>	
6 -	<b>1:01.713</b>	44.984	1:46.697 (3)	73.55	0.171	14:05:09.918	
7 -	1:02.106	44.900	1:47.006	73.34	0.480	14:06:56.924	
8 -	1:03.165	44.868	1:48.033	72.64	1.507	14:08:44.957	

P15 34		Andrew JOHNSON		Suzuki SV650 - Rose & Charlie Racing			
IDEAL LAP TIME : 1:47.162		BEST LAP TIME : 1:47.445		DIFFERENCE : 0.283			
LAP	SECTOR 1	SECTOR 2	LAP TIME	MPH	DIFF	TIME OF DAY	
1 -		<b>45.141</b>	1:55.686	67.83	8.241	13:56:16.502	
2 -	<b>1:02.021</b>	45.424	<b>1:47.445 (1)</b>	<b>73.04</b>		<b>13:58:03.947</b>	
3 -	1:03.307	45.899	1:49.206 (2)	71.86	1.761	13:59:53.153	
4 -	1:04.163	45.454	1:49.617	71.59	2.172	14:01:42.770	
5 -	1:03.264	46.421	1:49.685	71.55	2.240	14:03:32.455	
6 -	1:02.984	46.270	1:49.254 (3)	71.83	1.809	14:05:21.709	
7 -	1:03.059	46.395	1:49.454	71.70	2.009	14:07:11.163	
8 -	1:03.370	46.272	1:49.642	71.57	2.197	14:09:00.805	

# BMCRC - MRO Championships 2022 - Rnd 5 @ Cadwell Park

## MRO Minitwins & Rookie Minitwins

### RACE 11 - SECTOR ANALYSIS



SECTOR 1 = FL to I1, SECTOR 2 = I1 to FL, DIFF = Difference To Personal Best Lap, P = Crossed Finish Line in Pit Lane, D = Time Disallowed

P16 82		Simon HEALEY					
IDEAL LAP TIME : 1:47.973		BEST LAP TIME : 1:48.506		DIFFERENCE : 0.533			
LAP	SECTOR 1	SECTOR 2	LAP TIME	MPH	DIFF	TIME OF DAY	
1 -		46.157	1:57.465	66.81	8.959	13:56:18.281	
2 -	1:02.691	46.018	1:48.709 (3)	72.19	0.203	13:58:06.990	
3 -	1:03.405	45.597	1:49.002	71.99	0.496	13:59:55.992	
4 -	1:03.850	45.530	1:49.380	71.75	0.874	14:01:45.372	
5 -	1:03.600	46.010	1:49.610	71.59	1.104	14:03:34.982	
6 -	1:03.388	<b>45.316</b>	1:48.704 (2)	72.19	0.198	14:05:23.686	
7 -	1:03.291	45.622	1:48.913	72.05	0.407	14:07:12.599	
8 -	<b>1:02.657</b>	45.849	<b>1:48.506 (1)</b>	<b>72.32</b>		<b>14:09:01.105</b>	

P17 116		Gareth FAITH		Suzuki SV650 - Sitramoto			
IDEAL LAP TIME : 1:47.927		BEST LAP TIME : 1:48.188		DIFFERENCE : 0.261			
LAP	SECTOR 1	SECTOR 2	LAP TIME	MPH	DIFF	TIME OF DAY	
1 -		46.349	1:58.097	66.45	9.909	13:56:18.913	
2 -	1:02.686	45.915	1:48.601	72.26	0.413	13:58:07.514	
3 -	1:03.243	46.293	1:49.536	71.64	1.348	13:59:57.050	
4 -	1:04.407	45.688	1:50.095	71.28	1.907	14:01:47.145	
5 -	1:02.974	46.254	1:49.228	71.85	1.040	14:03:36.373	
6 -	1:02.858	<b>45.402</b>	1:48.260 (2)	72.49	0.072	14:05:24.633	
7 -	1:02.651	45.760	1:48.411 (3)	72.39	0.223	14:07:13.044	
8 -	<b>1:02.525</b>	45.663	<b>1:48.188 (1)</b>	<b>72.54</b>		<b>14:09:01.232</b>	

P18 153 RMT		Kristian JOHNSON		Suzuki SV650 - Eden Mobility			
IDEAL LAP TIME : 1:48.283		BEST LAP TIME : 1:48.649		DIFFERENCE : 0.366			
LAP	SECTOR 1	SECTOR 2	LAP TIME	MPH	DIFF	TIME OF DAY	
1 -		46.412	1:58.524	66.21	9.875	13:56:19.340	
2 -	<b>1:02.831</b>	45.818	<b>1:48.649 (1)</b>	<b>72.23</b>		<b>13:58:07.989</b>	
3 -	1:03.322	46.058	1:49.380	71.75	0.731	13:59:57.369	
4 -	1:03.592	<b>45.452</b>	1:49.044 (3)	71.97	0.395	14:01:46.413	
5 -	1:04.211	46.088	1:50.299	71.15	1.650	14:03:36.712	
6 -	1:03.234	45.696	1:48.930 (2)	72.04	0.281	14:05:25.642	
7 -	1:03.379	46.225	1:49.604	71.60	0.955	14:07:15.246	
8 -	1:03.815	46.426	1:50.241	71.19	1.592	14:09:05.487	

P19 78 RMT		Tim FRAMPTON		Suzuki SV650 - K66			
IDEAL LAP TIME : 1:49.184		BEST LAP TIME : 1:49.458		DIFFERENCE : 0.274			
LAP	SECTOR 1	SECTOR 2	LAP TIME	MPH	DIFF	TIME OF DAY	
1 -		46.814	1:59.545	65.64	10.087	13:56:20.361	
2 -	<b>1:03.163</b>	46.295	<b>1:49.458 (1)</b>	<b>71.69</b>		<b>13:58:09.819</b>	
3 -	1:03.906	46.239	1:50.145	71.25	0.687	13:59:59.964	
4 -	1:04.330	<b>46.021</b>	1:50.351	71.11	0.893	14:01:50.315	
5 -	1:03.661	46.413	1:50.074 (2)	71.29	0.616	14:03:40.389	
6 -	1:04.341	46.161	1:50.502	71.02	1.044	14:05:30.891	
7 -	1:03.844	46.244	1:50.088 (3)	71.28	0.630	14:07:20.979	
8 -	1:03.745	46.867	1:50.612	70.95	1.154	14:09:11.591	

P20 21 RMT		Clive BUTLER		Kawasaki ER6 -			
IDEAL LAP TIME : 1:49.159		BEST LAP TIME : 1:49.680		DIFFERENCE : 0.521			
LAP	SECTOR 1	SECTOR 2	LAP TIME	MPH	DIFF	TIME OF DAY	
1 -		47.776	2:02.373	64.13	12.693	13:56:23.189	
2 -	1:03.900	46.930	1:50.830	70.81	1.150	13:58:14.019	
3 -	1:04.815	46.736	1:51.551	70.35	1.871	14:00:05.570	
4 -	1:04.415	46.595	1:51.010	70.69	1.330	14:01:56.580	
5 -	1:04.264	46.206	1:50.470	71.04	0.790	14:03:47.050	
6 -	1:04.159	46.192	1:50.351 (3)	71.11	0.671	14:05:37.401	
7 -	1:04.466	<b>45.673</b>	1:50.139 (2)	71.25	0.459	14:07:27.540	
8 -	<b>1:03.486</b>	46.194	<b>1:49.680 (1)</b>	<b>71.55</b>		<b>14:09:17.220</b>	

# BMCRC - MRO Championships 2022 - Rnd 5 @ Cadwell Park

## MRO Minitwins & Rookie Minitwins

### RACE 11 - SECTOR ANALYSIS



SECTOR 1 = FL to I1, SECTOR 2 = I1 to FL, DIFF = Difference To Personal Best Lap, P = Crossed Finish Line in Pit Lane, D = Time Disallowed

P21 18		Stephen LANE		Suzuki SV650 -			
IDEAL LAP TIME : 1:49.671		BEST LAP TIME : 1:49.671		DIFFERENCE : 0.000			
LAP	SECTOR 1	SECTOR 2	LAP TIME	MPH	DIFF	TIME OF DAY	
1 -		47.809	2:02.922	63.84	13.251	13:56:23.738	
2 -	1:05.049	47.486	1:52.535	69.73	2.864	13:58:16.273	
3 -	1:05.018	47.178	1:52.196	69.94	2.525	14:00:08.469	
4 -	1:04.469	47.249	1:51.718	70.24	2.047	14:02:00.187	
5 -	1:03.869	46.753	1:50.622 (2)	70.94	0.951	14:03:50.809	
6 -	1:04.642	46.961	1:51.603 (3)	70.32	1.932	14:05:42.412	
7 -	1:05.439	48.379	1:53.818	68.95	4.147	14:07:36.230	
8 -	<b>1:03.250</b>	<b>46.421</b>	<b>1:49.671 (1)</b>	<b>71.56</b>		<b>14:09:25.901</b>	

P22 167 RMT		Terry SMITH		Suzuki SV650 - IMP Racing			
IDEAL LAP TIME : 1:50.433		BEST LAP TIME : 1:50.621		DIFFERENCE : 0.188			
LAP	SECTOR 1	SECTOR 2	LAP TIME	MPH	DIFF	TIME OF DAY	
1 -		48.675	2:04.420	63.07	13.799	13:56:25.236	
2 -	1:04.487	47.855	1:52.342	69.85	1.721	13:58:17.578	
3 -	1:05.275	46.510	1:51.785 (3)	70.20	1.164	14:00:09.363	
4 -	1:05.489	<b>46.316</b>	1:51.805	70.19	1.184	14:02:01.168	
5 -	<b>1:04.117</b>	46.504	<b>1:50.621 (1)</b>	<b>70.94</b>		<b>14:03:51.789</b>	
6 -	1:04.184	46.909	1:51.093 (2)	70.64	0.472	14:05:42.882	
7 -	1:05.426	47.353	1:52.779	69.58	2.158	14:07:35.661	
8 -	1:04.530	48.808	1:53.338	69.24	2.717	14:09:28.999	

P23 744 RMT		Gary ANDERSON		Suzuki SV650 - A&M MOT Services. Guildford			
IDEAL LAP TIME : 1:52.187		BEST LAP TIME : 1:52.606		DIFFERENCE : 0.419			
LAP	SECTOR 1	SECTOR 2	LAP TIME	MPH	DIFF	TIME OF DAY	
1 -		48.639	2:04.675	62.94	12.069	13:56:25.491	
2 -	1:05.694	47.972	1:53.666	69.04	1.060	13:58:19.157	
3 -	<b>1:05.140</b>	47.466	<b>1:52.606 (1)</b>	<b>69.69</b>		<b>14:00:11.763</b>	
4 -	1:06.244	47.801	1:54.045	68.81	1.439	14:02:05.808	
5 -	1:05.920	47.849	1:53.769	68.98	1.163	14:03:59.577	
6 -	1:05.971	47.519	1:53.490 (3)	69.15	0.884	14:05:53.067	
7 -	1:05.992	<b>47.047</b>	1:53.039 (2)	69.42	0.433	14:07:46.106	

P24 138		Craig JARMIN		Suzuki SV650 - SK PreP			
IDEAL LAP TIME : 1:52.219		BEST LAP TIME : 1:52.828		DIFFERENCE : 0.609			
LAP	SECTOR 1	SECTOR 2	LAP TIME	MPH	DIFF	TIME OF DAY	
1 -		49.018	2:05.436	62.56	12.608	13:56:26.252	
2 -	1:05.488	47.908	1:53.396 (3)	69.20	0.568	13:58:19.648	
3 -	1:06.472	<b>47.202</b>	1:53.674	69.04	0.846	14:00:13.322	
4 -	<b>1:05.017</b>	48.053	1:53.070 (2)	69.40	0.242	14:02:06.392	
5 -	1:05.493	48.077	1:53.570	69.10	0.742	14:03:59.962	
6 -	1:05.873	48.885	1:54.758	68.38	1.930	14:05:54.720	
7 -	1:05.283	47.545	<b>1:52.828 (1)</b>	<b>69.55</b>		<b>14:07:47.548</b>	

P25 45 RMT		Terence QUINCE		Suzuki SV650 - K&Q			
IDEAL LAP TIME : 1:53.210		BEST LAP TIME : 1:53.817		DIFFERENCE : 0.607			
LAP	SECTOR 1	SECTOR 2	LAP TIME	MPH	DIFF	TIME OF DAY	
1 -		47.863	2:02.182	64.23	8.365	13:56:22.998	
2 -	1:05.968	48.397	1:54.365	68.62	0.548	13:58:17.363	
3 -	1:05.912	48.362	1:54.274	68.67	0.457	14:00:11.637	
4 -	1:06.260	<b>47.645</b>	1:53.905 (2)	68.90	0.088	14:02:05.542	
5 -	1:06.043	47.774	<b>1:53.817 (1)</b>	<b>68.95</b>		<b>14:03:59.359</b>	
6 -	1:06.035	48.850	1:54.885	68.31	1.068	14:05:54.244	
7 -	<b>1:05.565</b>	48.649	1:54.214 (3)	68.71	0.397	14:07:48.458	

# BMCRC - MRO Championships 2022 - Rnd 5 @ Cadwell Park

## MRO Minitwins & Rookie Minitwins

### RACE 11 - SECTOR ANALYSIS



SECTOR 1 = FL to I1, SECTOR 2 = I1 to FL, DIFF = Difference To Personal Best Lap, P = Crossed Finish Line in Pit Lane, D = Time Disallowed

<b>P26 52 RMT Stephen BAYLEY</b>		Suzuki SV 650 - Mander Organ Builders				
IDEAL LAP TIME : 1:53.965		BEST LAP TIME : 1:53.965		DIFFERENCE : 0.000		
LAP	SECTOR 1	SECTOR 2	LAP TIME	MPH	DIFF	TIME OF DAY
1 -		48.913	2:04.174	63.20	10.209	13:56:24.990
<b>2 -</b>	<b>1:05.855</b>	<b>48.110</b>	<b>1:53.965 (1)</b>	<b>68.86</b>		<b>13:58:18.955</b>
3 -	1:06.639	53.665	2:00.304 (2)	65.23	6.339	14:00:19.259

# BMCRC - MRO Championships 2022 - Rnd 5 @ Cadwell Park

## MRO Minitwins & Rookie Minitwins

### RACE 11 - BEST SECTORS

SECTOR 1			SECTOR 2			IDEAL / BEST COMPARISON						
POS	NO	NAME	TIME	NO	NAME	TIME	POS	NO	NAME	IDEAL	BEST	DIFF
									<b>PERFECT LAP</b>	<b>1:38.448</b>		
1	9	GOOD	57.321	9	GOOD	41.127	1	9	GOOD	1:38.448	1:38.729	0.281
2	26	DAVIES	57.536	26	DAVIES	41.393	2	26	DAVIES	1:38.929	1:38.996	0.067
3	79	O'MARA	57.621	79	O'MARA	41.842	3	79	O'MARA	1:39.463	1:39.498	0.035
4	184	TWYFORD	58.186	184	TWYFORD	41.861	4	184	TWYFORD	1:40.047	1:40.047	0.000
5	63	PERFITT	58.706	97	MANN	41.907	5	97	MANN	1:40.629	1:40.768	0.139
6	97	MANN	58.722	117	WRIGHT	42.202	6	117	WRIGHT	1:40.991	1:40.991	0.000
7	117	WRIGHT	58.789	63	PERFITT	42.377	7	63	PERFITT	1:41.083	1:41.284	0.201
8	19	LILLEY	59.502	6	COOPER	42.988	8	19	LILLEY	1:42.525	1:42.780	0.255
9	114	HOLLAND	59.524	114	HOLLAND	43.014	9	114	HOLLAND	1:42.538	1:42.538	0.000
10	6	COOPER	59.856	19	LILLEY	43.023	10	6	COOPER	1:42.844	1:43.230	0.386
11	627	MONK	59.991	627	MONK	43.229	11	627	MONK	1:43.220	1:43.285	0.065
12	5	MANTLE	1:00.051	5	MANTLE	43.311	12	5	MANTLE	1:43.362	1:43.480	0.118
13	99	PARKES	1:01.483	99	PARKES	44.706	13	99	PARKES	1:46.189	1:46.238	0.049
14	71	CLUNE	1:01.713	71	CLUNE	44.730	14	71	CLUNE	1:46.443	1:46.526	0.083
15	34	JOHNSON	1:02.021	34	JOHNSON	45.141	15	34	JOHNSON	1:47.162	1:47.445	0.283
16	116	FAITH	1:02.525	82	HEALEY	45.316	16	116	FAITH	1:47.927	1:48.188	0.261
17	82	HEALEY	1:02.657	116	FAITH	45.402	17	82	HEALEY	1:47.973	1:48.506	0.533
18	153	JOHNSON	1:02.831	153	JOHNSON	45.452	18	153	JOHNSON	1:48.283	1:48.649	0.366
19	78	FRAMPTON	1:03.163	21	BUTLER	45.673	19	21	BUTLER	1:49.159	1:49.680	0.521
20	18	LANE	1:03.250	78	FRAMPTON	46.021	20	78	FRAMPTON	1:49.184	1:49.458	0.274
21	21	BUTLER	1:03.486	167	SMITH	46.316	21	18	LANE	1:49.671	1:49.671	0.000
22	167	SMITH	1:04.117	18	LANE	46.421	22	167	SMITH	1:50.433	1:50.621	0.188
23	138	JARMIN	1:05.017	744	ANDERSON	47.047	23	744	ANDERSON	1:52.187	1:52.606	0.419
24	744	ANDERSON	1:05.140	138	JARMIN	47.202	24	138	JARMIN	1:52.219	1:52.828	0.609
25	45	QUINCE	1:05.565	45	QUINCE	47.645	25	45	QUINCE	1:53.210	1:53.817	0.607
26	52	BAYLEY	1:05.855	52	BAYLEY	48.110	26	52	BAYLEY	1:53.965	1:53.965	0.000
27												

# BMCRC - MRO Championships 2022 - Rnd 5 @ Cadwell Park

## MRO Minitwins & Rookie Minitwins

### RACE 11 - STATISTICS

**Competitors Started** 27  
**Planned Start** 2022-06-26 @ 14:00:00.000  
**Actual Start** 2022-06-26 @ 13:54:20.815  
**Finish Time** 2022-06-26 @ 14:07:41.380  
**Track Length** 2.1800mi.  
**Total Laps** 200  
**Total Distance Covered** 436.0037mi.

#### Session Fastest Lap History

NO	CL	NAME	LAP TIME	TIME OF DAY	LAP	VEHICLE
26		Glynn DAVIES	<b>1:39.284</b>	13:57:45.490	2	Suzuki SV650
26		Glynn DAVIES	<b>1:39.178</b>	13:59:24.669	3	Suzuki SV650
9		Daniel GOOD	<b>1:38.729</b>	14:01:05.406	4	Suzuki SV650

#### Session Leader History

NO	CL	NAME	FROM LAP	LAPS LED	DISTANCE	VEHICLE
79		James O'MARA	1	1	2.18 miles	Suzuki SV650
26		Glynn DAVIES	2	7	15.26 miles	Suzuki SV650

#### Flag History

TYPE	TIME OF DAY
GREEN	13:54:20.815
FINISH	14:07:41.380

#### Flag Statistics

TYPE	COUNT	TOTAL LAPS	TOTAL TIME
Green	1	8	15:10.936
Red	0	0	0.000
Safety Car	0	0	0.000
FCY	0	0	0.000

# BMCRC - MRO Championships 2022 - Rnd 5 @ Cadwell Park

## MRO Minitwins & Rookie Minitwins

### RACE 11 - STATISTICS

**CLASS :**

17 Starters

#### Fastest Lap History

NO	NAME	LAP TIME	TIME OF DAY	LAP	VEHICLE
26	Glynn DAVIES	1:39.284	13:57:45.490	2	Suzuki SV650
26	Glynn DAVIES	1:39.178	13:59:24.669	3	Suzuki SV650
9	Daniel GOOD	1:38.729	14:01:05.406	4	Suzuki SV650

#### Leader History

NO	NAME	FROM LAP	LAPS LED	DISTANCE	VEHICLE
79	James O'MARA	1	1	2.18 miles	Suzuki SV650
26	Glynn DAVIES	2	7	15.26 miles	Suzuki SV650

# BMCRC - MRO Championships 2022 - Rnd 5 @ Cadwell Park

## MRO Minitwins & Rookie Minitwins

### RACE 11 - STATISTICS

**CLASS : RMT**

10 Starters

#### Fastest Lap History

NO	NAME	LAP TIME	TIME OF DAY	LAP	VEHICLE
117	Brandon WRIGHT	<b>1:41.464</b>	13:57:48.422	2	Suzuki SV 650
117	Brandon WRIGHT	<b>1:40.991</b>	14:08:01.188	8	Suzuki SV 650

#### Leader History

NO	NAME	FROM LAP	LAPS LED	DISTANCE	VEHICLE
117	Brandon WRIGHT	1	8	17.44 miles	Suzuki SV 650



# Kawasaki

*Team  
Green*  
**JUNIOR CUP**

## ACU TEAM GREEN JUNIOR CUP & SENIOR 300



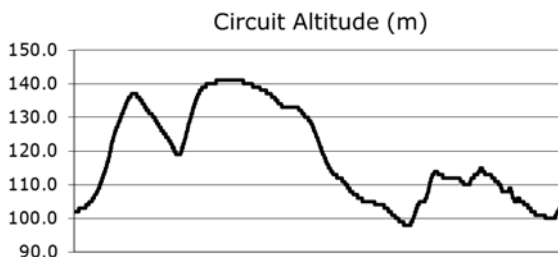
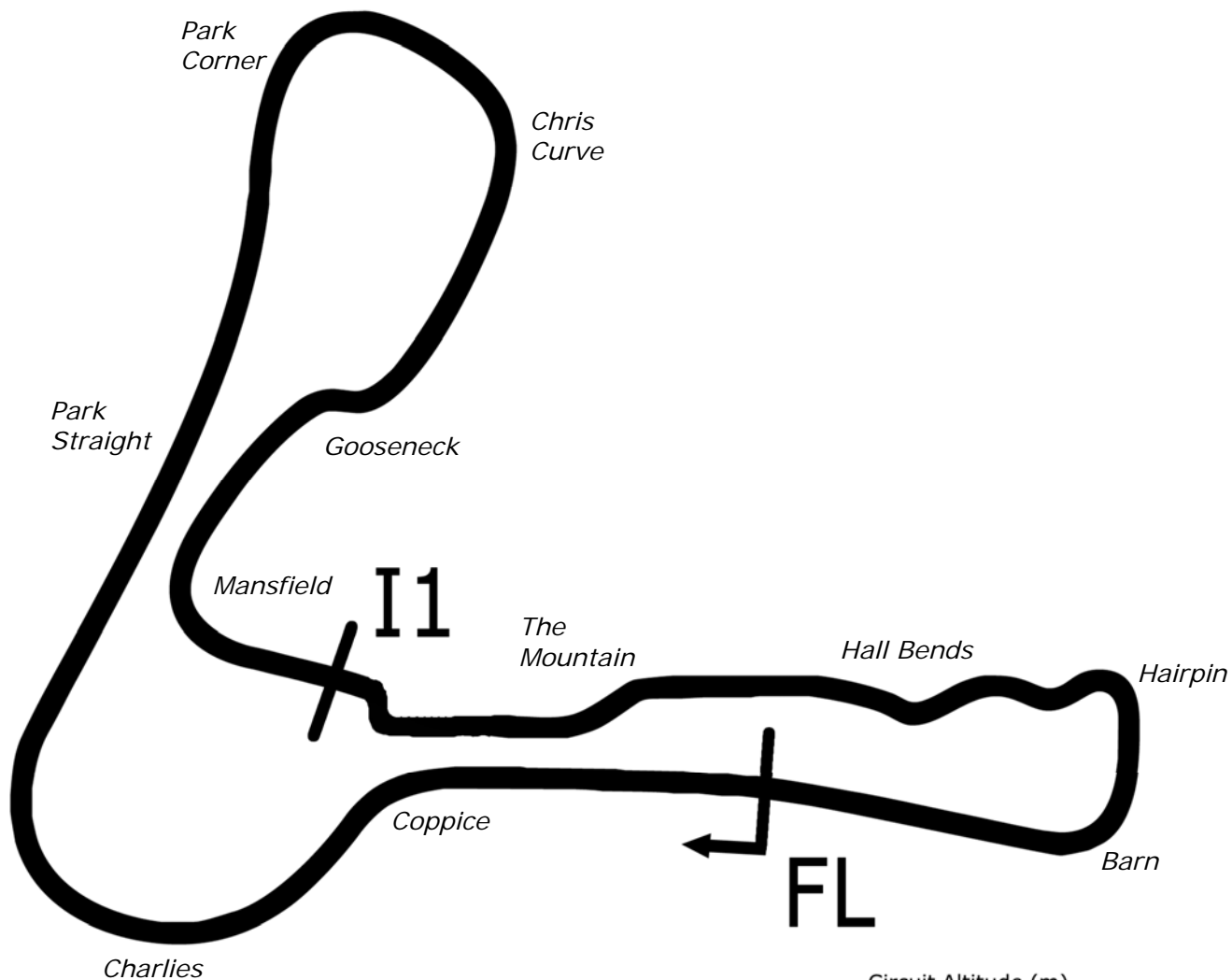
BMCRC-MRO Championships - Round 5  
Cadwell Park  
25<sup>th</sup> / 26<sup>th</sup> June 2022



Timing & Results Provided by Timing Solutions Ltd

[www.tsl-timing.com](http://www.tsl-timing.com)

# Cadwell Park



Length	2.1800 miles	3508.4 m	
FL		53.31024 N	0.05940 W
I1	2330m	53.30708 N	0.06270 W
Pit Entry	3472m	53.31103 N	0.05889 W
Pit Exit	0m after FL	53.31030 N	0.05940 W
Pit Entry-Pit Exit 92m, 6.6s @50kph, 5.5s @60kph			

All results available at [www.tsl-timing.com](http://www.tsl-timing.com)

# BMCRC - MRO Championships 2022 - Rnd 5 @ Cadwell Park



## ACU Team Green Junior Cup & Senior 300

### QUALIFYING - CLASSIFICATION

# Kawasaki

POS	NO	CL	PIC NAME	ENTRY	TIME	ON	LAPS	GAP	DIFF	MPH
1	777	J	1 Maximus HARDY	Kawasaki NINJA 400 - DAD	1:45.632	6	7			74.29
2	60	J	2 Lennon DOCHERTY	Kawasaki NINJA 400 - Doc Fit Training	1:45.753	3	7	0.121	0.121	74.21
3	8	S	1 Phil ATKINSON	Kawasaki NINJA 400 - ROSE MOT/Q Oil Treatments	1:46.097	7	7	0.465	0.344	73.97
4	19	J	3 James O'MARA	Kawasaki NINJA 400 - BRP Machining Ltd	1:46.122	5	7	0.490	0.025	73.95
5	131	J	4 Dylan MELLOR	Kawasaki NINJA 300 - BDS Motorcycles	1:46.510	3	7	0.878	0.388	73.68
6	35	J	5 Zack WESTON	Kawasaki NINJA 400 - NW Racing	1:47.916	4	7	2.284	1.406	72.72
7	125	J	6 Ben JOLLIFFE	Kawasaki NINJA -	1:48.051	6	7	2.419	0.135	72.63
8	311	J	7 Nathan-Ellis WARD	Kawasaki NINJA 300 - Zipped up racing	1:48.144	3	7	2.512	0.093	72.57
9	20	J	8 Jack MUIR	Kawasaki NINJA 400 -	1:48.512	6	7	2.880	0.368	72.32
10	77	J	9 Joe WHITE	Kawasaki NINJA 400 - Just In Graphics /MZ CONTRAC	1:48.666	4	7	3.034	0.154	72.22
11	91	J	10 Sam HIRST	Kawasaki NINJA - Valley Racing	1:48.666	7	7	3.034	0.000	72.22
12	34	J	11 Oliver ARBON	Kawasaki NINJA 400 - tt plumbing and heating	1:48.863	7	7	3.231	0.197	72.09
13	58	J	12 Matthew WOOD	Kawasaki NINJA 300 -	1:49.265	6	7	3.633	0.402	71.82
14	31	J	13 Robbie PARK	Kawasaki NINJA - Mom	1:49.559	3	7	3.927	0.294	71.63
15	44	J	14 Sam GREEN	Kawasaki NINJA 300 -	1:50.103	3	5	4.471	0.544	71.27
16	95	J	15 Greg MARSHALL	Kawasaki NINJA 300 - Mum & Dad; HEL Performance	1:50.168	4	7	4.536	0.065	71.23
17	32	S	2 Conor MURRAY	Kawasaki NINJA 300 -	1:50.473	4	7	4.841	0.305	71.04
18	27	J	16 Felix DORLING	Kawasaki NINJA 400 - Kernow Controls	1:50.862	6	7	5.230	0.389	70.79
19	10	S	3 Mike BRUNSDON	Kawasaki NINJA 400 - CF Fairford	1:51.054	4	7	5.422	0.192	70.66
20	97	J	17 Ben PLATT	Kawasaki NINJA 400 - adss ltd	1:51.202	2	7	5.570	0.148	70.57
21	55*	J	18 Brandon BAKER	Kawasaki NINJA 300 - K-66, ION.	1:52.079	6	7	6.447	0.877	70.02
22	18	J	19 George HIGGINS	Kawasaki NINJA 400 - Aztec Racing	1:52.316	6	7	6.684	0.237	69.87
23	191	J	20 Craig DANCE	Kawasaki NINJA 300 - 2 brothers scaffolding	1:52.665	5	7	7.033	0.349	69.65
24	99	S	4 Malvern MAY	Kawasaki NINJA 300 - IMP racing	1:52.690	7	7	7.058	0.025	69.64
25	0	S	5 Graeme HARDIE	Kawasaki NINJA 400 - 113 Events Ltd	1:53.140	2	4	7.508	0.450	69.36
26	70	S	6 Justin WHITE	Kawasaki NINJA 400 - Just In Graphics	1:53.593	2	7	7.961	0.453	69.08
27	66	S	7 Mark SMITH	Kawasaki NINJA 300 - MHP EXHAUST'S	1:55.348	7	7	9.716	1.755	68.03
28	48	S	8 Kevin SABBARTON	Kawasaki NINJA 300 -	1:55.793	5	6	10.161	0.445	67.77
29	400	S	9 Stuart THURTL	Kawasaki NINJA 400 - TeamTortoise Racing	1:56.316	4	6	10.684	0.523	67.47
30	156	S	10 Jack WOLFF	Kawasaki NINJA 300 -	2:00.714	6	6	15.082	4.398	65.01
31	73	S	11 Jemma HANNAFORD	Kawasaki NINJA 300 -	2:01.182	5	6	15.550	0.468	64.76
32	14	J	21 Maryann McCARTNEY	Kawasaki NINJA 300 - McCartney Racing	2:01.236	4	6	15.604	0.054	64.73
33	4	S	12 Nigel FRANKLIN	Kawasaki NINJA - Jane Franklin	2:01.964	6	6	16.332	0.728	64.34
34	69	J	22 Dan DEARING	Kawasaki NINJA -	2:02.105	3	6	16.473	0.141	64.27
35	23	S	13 Saskya BUSH	Kawasaki NINJA 300 -	2:02.522	4	6	16.890	0.417	64.05

No. 55 - 1 Lap time disallowed; exceeding track limits.

Weather / Track : Sunny / Dry

Cadwell Park: 2.1800 miles

These results are provisional until the conclusion of any judicial and technical matters.

Date: 25/06/2022 Start: 09:33 Finish: 09:46

Clerk Of Course :	Stewards :	Timekeeper : Sarah Evans
-------------------	------------	--------------------------

Results can be found at [www.tsl-timing.com](http://www.tsl-timing.com)

Printed - 09:56 Saturday, 25 June 2022



# BMCRC - MRO Championships 2022 - Rnd 5 @ Cadwell Park

## ACU Team Green Junior Cup & Senior 300

### QUALIFYING - SECTOR ANALYSIS



SECTOR 1 = FL to I1, SECTOR 2 = I1 to FL, DIFF = Difference To Personal Best Lap, P = Crossed Finish Line in Pit Lane, D = Time Disallowed

P1 777 J		Maximus HARDY		Kawasaki NINJA 400 - DAD			
IDEAL LAP TIME : 1:45.632		BEST LAP TIME : 1:45.632		DIFFERENCE : 0.000			
LAP	SECTOR 1	SECTOR 2	LAP TIME	MPH	DIFF	TIME OF DAY	
1 -	1:06.589	45.358	1:51.947	70.10	6.315	09:36:37.321	
2 -	1:03.730	44.375	1:48.105	72.59	2.473	09:38:25.426	
3 -	1:03.191	44.276	1:47.467 (3)	73.02	1.835	09:40:12.893	
4 -	1:02.784	43.565	1:46.349 (2)	73.79	0.717	09:41:59.242	
5 -	1:03.084	48.695	1:51.779	70.21	6.147	09:43:51.021	
6 -	<b>1:02.362</b>	<b>43.270</b>	<b>1:45.632 (1)</b>	<b>74.29</b>		<b>09:45:36.653</b>	
7 -	1:04.307	45.554	1:49.861	71.43	4.229	09:47:26.514	

P2 60 J		Lennon DOCHERTY		Kawasaki NINJA 400 - Doc Fit Training			
IDEAL LAP TIME : 1:45.393		BEST LAP TIME : 1:45.753		DIFFERENCE : 0.360			
LAP	SECTOR 1	SECTOR 2	LAP TIME	MPH	DIFF	TIME OF DAY	
1 -	1:04.976	45.573	1:50.549	70.99	4.796	09:36:23.422	
2 -	1:02.294	44.244	1:46.538 (3)	73.66	0.785	09:38:09.960	
3 -	1:01.991	<b>43.762</b>	<b>1:45.753 (1)</b>	<b>74.21</b>		<b>09:39:55.713</b>	
4 -	1:01.937	44.340	1:46.277 (2)	73.84	0.524	09:41:41.990	
5 -	1:01.896	44.947	1:46.843	73.45	1.090	09:43:28.833	
6 -	1:02.213	44.775	1:46.988	73.35	1.235	09:45:15.821	
7 -	<b>1:01.631</b>	46.111	1:47.742	72.84	1.989	09:47:03.563	

P3 8 S		Phil ATKINSON		Kawasaki NINJA 400 - ROSE MOT/Q Oil Treatments			
IDEAL LAP TIME : 1:46.078		BEST LAP TIME : 1:46.097		DIFFERENCE : 0.019			
LAP	SECTOR 1	SECTOR 2	LAP TIME	MPH	DIFF	TIME OF DAY	
1 -	1:08.172	45.778	1:53.950	68.87	7.853	09:36:30.848	
2 -	1:03.948	44.838	1:48.786	72.14	2.689	09:38:19.634	
3 -	1:03.351	44.248	1:47.599	72.93	1.502	09:40:07.233	
4 -	1:02.684	<b>43.638</b>	1:46.322	73.81	0.225	09:41:53.555	
5 -	1:02.549	43.650	1:46.199 (2)	73.89	0.102	09:43:39.754	
6 -	1:02.445	43.778	1:46.223 (3)	73.88	0.126	09:45:25.977	
7 -	<b>1:02.440</b>	43.657	<b>1:46.097 (1)</b>	<b>73.97</b>		<b>09:47:12.074</b>	

P4 19 J		James O'MARA		Kawasaki NINJA 400 - BRP Machining Ltd			
IDEAL LAP TIME : 1:45.688		BEST LAP TIME : 1:46.122		DIFFERENCE : 0.434			
LAP	SECTOR 1	SECTOR 2	LAP TIME	MPH	DIFF	TIME OF DAY	
1 -	1:05.805	48.289	1:54.094	68.78	7.972	09:36:47.663	
2 -	1:03.140	45.945	1:49.085	71.94	2.963	09:38:36.748	
3 -	1:02.428	45.482	1:47.910	72.72	1.788	09:40:24.658	
4 -	1:02.556	44.658	1:47.214 (2)	73.20	1.092	09:42:11.872	
5 -	1:02.501	<b>43.621</b>	<b>1:46.122 (1)</b>	<b>73.95</b>		<b>09:43:57.994</b>	
6 -	1:02.846	45.184	1:48.030	72.64	1.908	09:45:46.024	
7 -	<b>1:02.067</b>	45.160	1:47.227 (3)	73.19	1.105	09:47:33.251	

P5 131 J		Dylan MELLOR		Kawasaki NINJA 300 - BDS Motorcycles			
IDEAL LAP TIME : 1:46.258		BEST LAP TIME : 1:46.510		DIFFERENCE : 0.252			
LAP	SECTOR 1	SECTOR 2	LAP TIME	MPH	DIFF	TIME OF DAY	
1 -	1:05.556	45.018	1:50.574	70.97	4.064	09:36:22.548	
2 -	1:04.206	43.781	1:47.987	72.67	1.477	09:38:10.535	
3 -	1:02.943	<b>43.567</b>	<b>1:46.510 (1)</b>	<b>73.68</b>		<b>09:39:57.045</b>	
4 -	1:03.118	43.805	1:46.923 (3)	73.39	0.413	09:41:43.968	
5 -	1:02.902	44.149	1:47.051	73.31	0.541	09:43:31.019	
6 -	1:03.197	43.752	1:46.949	73.38	0.439	09:45:17.968	
7 -	<b>1:02.691</b>	44.156	1:46.847 (2)	73.45	0.337	09:47:04.815	

# BMCRC - MRO Championships 2022 - Rnd 5 @ Cadwell Park

## ACU Team Green Junior Cup & Senior 300

### QUALIFYING - SECTOR ANALYSIS



SECTOR 1 = FL to I1, SECTOR 2 = I1 to FL, DIFF = Difference To Personal Best Lap, P = Crossed Finish Line in Pit Lane, D = Time Disallowed

P6		35 J		Zack WESTON		Kawasaki NINJA 400 - NW Racing	
IDEAL LAP TIME : 1:47.290		BEST LAP TIME : 1:47.916		DIFFERENCE : 0.626			
LAP	SECTOR 1	SECTOR 2	LAP TIME	MPH	DIFF	TIME OF DAY	
1 -	1:06.247	47.225	1:53.472	69.16	5.556	09:36:30.301	
2 -	1:04.645	45.920	1:50.565	70.98	2.649	09:38:20.866	
3 -	1:04.872	<b>44.488</b>	1:49.360	71.76	1.444	09:40:10.226	
<b>4 -</b>	<b>1:02.802</b>	45.114	<b>1:47.916 (1)</b>	<b>72.72</b>		<b>09:41:58.142</b>	
5 -	1:03.362	44.571	1:47.933 (2)	72.71	0.017	09:43:46.075	
6 -	1:02.821	45.350	1:48.171 (3)	72.55	0.255	09:45:34.246	
7 -	1:03.297	45.366	1:48.663	72.22	0.747	09:47:22.909	

P7		125 J		Ben JOLLIFFE		Kawasaki NINJA -	
IDEAL LAP TIME : 1:48.051		BEST LAP TIME : 1:48.051		DIFFERENCE : 0.000			
LAP	SECTOR 1	SECTOR 2	LAP TIME	MPH	DIFF	TIME OF DAY	
1 -	1:07.103	46.327	1:53.430	69.18	5.379	09:36:28.451	
2 -	1:04.158	45.153	1:49.311	71.79	1.260	09:38:17.762	
3 -	1:03.738	45.449	1:49.187 (2)	71.87	1.136	09:40:06.949	
4 -	1:04.886	46.219	1:51.105	70.63	3.054	09:41:58.054	
5 -	1:04.069	45.182	1:49.251 (3)	71.83	1.200	09:43:47.305	
<b>6 -</b>	<b>1:03.055</b>	<b>44.996</b>	<b>1:48.051 (1)</b>	<b>72.63</b>		<b>09:45:35.356</b>	
7 -	1:04.304	45.039	1:49.343	71.77	1.292	09:47:24.699	

P8		311 J		Nathan-Ellis WARD		Kawasaki NINJA 300 - Zipped up racing	
IDEAL LAP TIME : 1:47.944		BEST LAP TIME : 1:48.144		DIFFERENCE : 0.200			
LAP	SECTOR 1	SECTOR 2	LAP TIME	MPH	DIFF	TIME OF DAY	
1 -	1:06.188	46.815	1:53.003	69.45	4.859	09:36:29.875	
2 -	1:04.499	45.280	1:49.779	71.48	1.635	09:38:19.654	
<b>3 -</b>	<b>1:03.241</b>	<b>44.903</b>	<b>1:48.144 (1)</b>	<b>72.57</b>		<b>09:40:07.798</b>	
4 -	1:03.822	45.457	1:49.279	71.81	1.135	09:41:57.077	
5 -	1:03.998	44.916	1:48.914	72.05	0.770	09:43:45.991	
6 -	1:03.089	45.558	1:48.647 (3)	72.23	0.503	09:45:34.638	
7 -	<b>1:03.041</b>	45.446	1:48.487 (2)	72.34	0.343	09:47:23.125	

P9		20 J		Jack MUIR		Kawasaki NINJA 400 -	
IDEAL LAP TIME : 1:48.415		BEST LAP TIME : 1:48.512		DIFFERENCE : 0.097			
LAP	SECTOR 1	SECTOR 2	LAP TIME	MPH	DIFF	TIME OF DAY	
1 -	1:08.328	47.571	1:55.899	67.71	7.387	09:36:30.447	
2 -	1:05.698	46.174	1:51.872	70.15	3.360	09:38:22.319	
3 -	1:04.189	45.663	1:49.852 (3)	71.44	1.340	09:40:12.171	
4 -	1:05.243	46.077	1:51.320	70.50	2.808	09:42:03.491	
5 -	1:04.879	45.348	1:50.227	71.19	1.715	09:43:53.718	
<b>6 -</b>	<b>1:03.406</b>	45.106	<b>1:48.512 (1)</b>	<b>72.32</b>		<b>09:45:42.230</b>	
7 -	1:03.912	<b>45.009</b>	1:48.921 (2)	72.05	0.409	09:47:31.151	

P10		77 J		Joe WHITE		Kawasaki NINJA 400 - Just In Graphics /MZ CONTRACTS/ Silver	
IDEAL LAP TIME : 1:48.666		BEST LAP TIME : 1:48.666		DIFFERENCE : 0.000			
LAP	SECTOR 1	SECTOR 2	LAP TIME	MPH	DIFF	TIME OF DAY	
1 -	1:10.048	47.490	1:57.538	66.77	8.872	09:36:37.031	
2 -	1:04.381	46.525	1:50.906	70.76	2.240	09:38:27.937	
3 -	1:03.569	46.103	1:49.672 (3)	71.55	1.006	09:40:17.609	
<b>4 -</b>	<b>1:03.041</b>	<b>45.625</b>	<b>1:48.666 (1)</b>	<b>72.22</b>		<b>09:42:06.275</b>	
5 -	1:03.764	46.256	1:50.020	71.33	1.354	09:43:56.295	
6 -	1:03.860	45.790	1:49.650 (2)	71.57	0.984	09:45:45.945	
7 -	1:05.127	46.409	1:51.536	70.36	2.870	09:47:37.481	

# BMCRC - MRO Championships 2022 - Rnd 5 @ Cadwell Park

## ACU Team Green Junior Cup & Senior 300

### QUALIFYING - SECTOR ANALYSIS



SECTOR 1 = FL to I1, SECTOR 2 = I1 to FL, DIFF = Difference To Personal Best Lap, P = Crossed Finish Line in Pit Lane, D = Time Disallowed

P11 91 J Sam HIRST		Kawasaki NINJA - Valley Racing				
IDEAL LAP TIME : 1:48.666		BEST LAP TIME : 1:48.666		DIFFERENCE : 0.000		
LAP	SECTOR 1	SECTOR 2	LAP TIME	MPH	DIFF	TIME OF DAY
1 -	1:11.273	48.191	1:59.464	65.69	10.798	09:37:01.712
2 -	1:05.786	45.406	1:51.192	70.58	2.526	09:38:52.904
3 -	1:04.215	45.533	1:49.748 (2)	71.50	1.082	09:40:42.652
4 -	1:04.891	44.917	1:49.808	71.47	1.142	09:42:32.460
5 -	1:04.849	44.922	1:49.771 (3)	71.49	1.105	09:44:22.231
6 -	1:04.936	45.790	1:50.726	70.87	2.060	09:46:12.957
7 -	<b>1:03.889</b>	<b>44.777</b>	<b>1:48.666 (1)</b>	<b>72.22</b>		<b>09:48:01.623</b>

P12 34 J Oliver ARBON		Kawasaki NINJA 400 - tt plumbing and heating				
IDEAL LAP TIME : 1:47.617		BEST LAP TIME : 1:48.863		DIFFERENCE : 1.246		
LAP	SECTOR 1	SECTOR 2	LAP TIME	MPH	DIFF	TIME OF DAY
1 -	1:07.692	46.673	1:54.365	68.62	5.502	09:36:50.902
2 -	1:04.530	46.421	1:50.951	70.73	2.088	09:38:41.853
3 -	1:03.884	<b>45.171</b>	1:49.055 (2)	71.96	0.192	09:40:30.908
4 -	1:03.204	46.618	1:49.822	71.46	0.959	09:42:20.730
5 -	1:04.300	46.496	1:50.796	70.83	1.933	09:44:11.526
6 -	1:03.526	45.530	1:49.056 (3)	71.96	0.193	09:46:00.582
7 -	<b>1:02.446</b>	46.417	<b>1:48.863 (1)</b>	<b>72.09</b>		<b>09:47:49.445</b>

P13 58 J Matthew WOOD		Kawasaki NINJA 300 -				
IDEAL LAP TIME : 1:49.052		BEST LAP TIME : 1:49.265		DIFFERENCE : 0.213		
LAP	SECTOR 1	SECTOR 2	LAP TIME	MPH	DIFF	TIME OF DAY
1 -	1:08.269	47.526	1:55.795	67.77	6.530	09:36:23.971
2 -	1:04.592	47.074	1:51.666	70.28	2.401	09:38:15.637
3 -	1:05.015	46.371	1:51.386	70.45	2.121	09:40:07.023
4 -	1:04.361	46.514	1:50.875 (3)	70.78	1.610	09:41:57.898
5 -	1:04.056	<b>45.308</b>	1:49.364 (2)	71.76	0.099	09:43:47.262
6 -	<b>1:03.744</b>	45.521	<b>1:49.265 (1)</b>	<b>71.82</b>		<b>09:45:36.527</b>
7 -	1:05.509	46.807	1:52.316	69.87	3.051	09:47:28.843

P14 31 J Robbie PARK		Kawasaki NINJA - Mom				
IDEAL LAP TIME : 1:49.539		BEST LAP TIME : 1:49.559		DIFFERENCE : 0.020		
LAP	SECTOR 1	SECTOR 2	LAP TIME	MPH	DIFF	TIME OF DAY
1 -	1:07.452	47.976	1:55.428	67.99	5.869	09:36:45.184
2 -	1:04.664	46.817	1:51.481	70.39	1.922	09:38:36.665
3 -	1:03.753	<b>45.806</b>	<b>1:49.559 (1)</b>	<b>71.63</b>		<b>09:40:26.224</b>
4 -	<b>1:03.733</b>	46.669	1:50.402 (3)	71.08	0.843	09:42:16.626
5 -	1:04.156	46.138	1:50.294 (2)	71.15	0.735	09:44:06.920
6 -	1:04.832	46.146	1:50.978	70.71	1.419	09:45:57.898
7 -	1:04.331	46.110	1:50.441	71.06	0.882	09:47:48.339

P15 44 J Sam GREEN		Kawasaki NINJA 300 -				
IDEAL LAP TIME : 1:49.865		BEST LAP TIME : 1:50.103		DIFFERENCE : 0.238		
LAP	SECTOR 1	SECTOR 2	LAP TIME	MPH	DIFF	TIME OF DAY
1 -	1:09.786	49.480	1:59.266	65.80	9.163	09:36:47.837
2 -	1:05.048	46.520	1:51.568	70.34	1.465	09:38:39.405
3 -	1:04.222	<b>45.881</b>	<b>1:50.103 (1)</b>	<b>71.27</b>		<b>09:40:29.508</b>
4 -	<b>1:03.984</b>	46.794	1:50.778 (2)	70.84	0.675	09:42:20.286
5 -	1:04.153	46.991	1:51.144 (3)	70.61	1.041	09:44:11.430

# BMCRC - MRO Championships 2022 - Rnd 5 @ Cadwell Park

## ACU Team Green Junior Cup & Senior 300

### QUALIFYING - SECTOR ANALYSIS



SECTOR 1 = FL to I1, SECTOR 2 = I1 to FL, DIFF = Difference To Personal Best Lap, P = Crossed Finish Line in Pit Lane, D = Time Disallowed

P16 95 J		Greg MARSHALL		Kawasaki NINJA 300 - Mum & Dad; HEL Performance		
IDEAL LAP TIME : 1:49.623		BEST LAP TIME : 1:50.168		DIFFERENCE : 0.545		
LAP	SECTOR 1	SECTOR 2	LAP TIME	MPH	DIFF	TIME OF DAY
1 -	1:07.445	47.708	1:55.153	68.15	4.985	09:36:33.184
2 -	1:04.365	46.663	1:51.028	70.68	0.860	09:38:24.212
3 -	1:04.288	46.577	1:50.865	70.78	0.697	09:40:15.077
<b>4 -</b>	<b>1:03.874</b>	46.294	<b>1:50.168 (1)</b>	<b>71.23</b>		<b>09:42:05.245</b>
5 -	1:05.615	46.326	1:51.941	70.10	1.773	09:43:57.186
6 -	1:04.520	<b>45.749</b>	1:50.269 (2)	71.17	0.101	09:45:47.455
7 -	1:04.272	46.097	1:50.369 (3)	71.10	0.201	09:47:37.824

P17 32 S		Conor MURRAY		Kawasaki NINJA 300 -		
IDEAL LAP TIME : 1:50.408		BEST LAP TIME : 1:50.473		DIFFERENCE : 0.065		
LAP	SECTOR 1	SECTOR 2	LAP TIME	MPH	DIFF	TIME OF DAY
1 -	1:08.926	47.711	1:56.637	67.28	6.164	09:36:33.610
2 -	1:05.042	46.931	1:51.973	70.08	1.500	09:38:25.583
3 -	1:05.128	46.109	1:51.237	70.55	0.764	09:40:16.820
<b>4 -</b>	1:04.624	<b>45.849</b>	<b>1:50.473 (1)</b>	<b>71.04</b>		<b>09:42:07.293</b>
5 -	1:04.697	45.979	1:50.676 (2)	70.91	0.203	09:43:57.969
6 -	<b>1:04.559</b>	46.233	1:50.792 (3)	70.83	0.319	09:45:48.761
7 -	1:04.690	46.123	1:50.813	70.82	0.340	09:47:39.574

P18 27 J		Felix DORLING		Kawasaki NINJA 400 - Kernow Controls		
IDEAL LAP TIME : 1:50.397		BEST LAP TIME : 1:50.862		DIFFERENCE : 0.465		
LAP	SECTOR 1	SECTOR 2	LAP TIME	MPH	DIFF	TIME OF DAY
1 -	1:09.953	49.499	1:59.452	65.70	8.590	09:36:48.131
2 -	1:06.800	46.294	1:53.094	69.39	2.232	09:38:41.225
3 -	1:05.586	<b>45.687</b>	1:51.273 (3)	70.52	0.411	09:40:32.498
4 -	1:05.355	45.942	1:51.297	70.51	0.435	09:42:23.795
5 -	<b>1:04.710</b>	46.391	1:51.101 (2)	70.63	0.239	09:44:14.896
<b>6 -</b>	1:05.137	45.725	<b>1:50.862 (1)</b>	<b>70.79</b>		<b>09:46:05.758</b>
7 -	1:05.211	46.482	1:51.693	70.26	0.831	09:47:57.451

P19 10 S		Mike BRUNSDON		Kawasaki NINJA 400 - CF Fairford		
IDEAL LAP TIME : 1:50.632		BEST LAP TIME : 1:51.054		DIFFERENCE : 0.422		
LAP	SECTOR 1	SECTOR 2	LAP TIME	MPH	DIFF	TIME OF DAY
1 -	1:09.825	46.911	1:56.736	67.22	5.682	09:36:28.596
2 -	1:06.966	46.180	1:53.146	69.36	2.092	09:38:21.742
3 -	1:05.187	<b>45.901</b>	1:51.088 (2)	70.64	0.034	09:40:12.830
<b>4 -</b>	1:04.936	46.118	<b>1:51.054 (1)</b>	<b>70.66</b>		<b>09:42:03.884</b>
5 -	1:06.452	46.631	1:53.083	69.40	2.029	09:43:56.967
6 -	1:05.053	46.130	1:51.183 (3)	70.58	0.129	09:45:48.150
7 -	<b>1:04.731</b>	46.674	1:51.405	70.44	0.351	09:47:39.555

P20 97 J		Ben PLATT		Kawasaki NINJA 400 - adss ltd		
IDEAL LAP TIME : 1:50.977		BEST LAP TIME : 1:51.202		DIFFERENCE : 0.225		
LAP	SECTOR 1	SECTOR 2	LAP TIME	MPH	DIFF	TIME OF DAY
1 -	1:07.649	47.204	1:54.853	68.33	3.651	09:36:29.554
<b>2 -</b>	<b>1:05.129</b>	46.073	<b>1:51.202 (1)</b>	<b>70.57</b>		<b>09:38:20.756</b>
3 -	1:05.361	<b>45.848</b>	1:51.209 (2)	70.57	0.007	09:40:11.965
4 -	1:05.295	46.126	1:51.421 (3)	70.43	0.219	09:42:03.386
5 -	1:06.422	45.905	1:52.327	69.86	1.125	09:43:55.713
6 -	1:05.620	45.986	1:51.606	70.31	0.404	09:45:47.319
7 -	1:05.398	46.445	1:51.843	70.17	0.641	09:47:39.162

# BMCRC - MRO Championships 2022 - Rnd 5 @ Cadwell Park

## ACU Team Green Junior Cup & Senior 300

### QUALIFYING - SECTOR ANALYSIS



SECTOR 1 = FL to I1, SECTOR 2 = I1 to FL, DIFF = Difference To Personal Best Lap, P = Crossed Finish Line in Pit Lane, D = Time Disallowed

P21 55 J		Brandon BAKER		Kawasaki NINJA 300 - K-66, ION.			
IDEAL LAP TIME : 1:51.443		BEST LAP TIME : 1:52.079		DIFFERENCE : 0.636			
LAP	SECTOR 1	SECTOR 2	LAP TIME	MPH	DIFF	TIME OF DAY	
1 -	1:10.409	48.920	1:59.329	65.76	7.250	09:36:52.936	
2 -	1:07.653	46.882	1:54.535	68.52	2.456	09:38:47.471	
3 -	1:07.579	46.461	1:54.040	<b>D</b> 68.81	1.961	09:40:41.511	
4 -	1:07.403	47.164	1:54.567	68.50	2.488	09:42:36.078	
5 -	1:07.013	46.158	1:53.171	<b>(2)</b> 69.34	1.092	09:44:29.249	
6 -	1:06.134	<b>45.945</b>	<b>1:52.079</b>	<b>(1)</b> <b>70.02</b>		<b>09:46:21.328</b>	
7 -	<b>1:05.498</b>	48.777	1:54.275	<b>(3)</b> 68.67	2.196	09:48:15.603	

P22 18 J		George HIGGINS		Kawasaki NINJA 400 - Aztec Racing			
IDEAL LAP TIME : 1:52.194		BEST LAP TIME : 1:52.316		DIFFERENCE : 0.122			
LAP	SECTOR 1	SECTOR 2	LAP TIME	MPH	DIFF	TIME OF DAY	
1 -	1:09.905	50.920	2:00.825	64.95	8.509	09:36:55.481	
2 -	1:07.161	48.149	1:55.310	68.06	2.994	09:38:50.791	
3 -	1:06.313	47.043	1:53.356	<b>(3)</b> 69.23	1.040	09:40:44.147	
4 -	1:07.145	<b>46.634</b>	1:53.779	68.97	1.463	09:42:37.926	
5 -	1:06.360	47.077	1:53.437	69.18	1.121	09:44:31.363	
6 -	<b>1:05.560</b>	46.756	<b>1:52.316</b>	<b>(1)</b> <b>69.87</b>		<b>09:46:23.679</b>	
7 -	1:05.584	46.848	1:52.432	<b>(2)</b> 69.80	0.116	09:48:16.111	

P23 191 J		Craig DANCE		Kawasaki NINJA 300 - 2 brothers scaffolding			
IDEAL LAP TIME : 1:52.665		BEST LAP TIME : 1:52.665		DIFFERENCE : 0.000			
LAP	SECTOR 1	SECTOR 2	LAP TIME	MPH	DIFF	TIME OF DAY	
1 -	1:11.419	48.614	2:00.033	65.38	7.368	09:37:02.083	
2 -	1:07.356	46.894	1:54.250	68.69	1.585	09:38:56.333	
3 -	1:07.149	47.260	1:54.409	68.59	1.744	09:40:50.742	
4 -	1:06.522	46.776	1:53.298	<b>(2)</b> 69.26	0.633	09:42:44.040	
5 -	<b>1:06.364</b>	<b>46.301</b>	<b>1:52.665</b>	<b>(1)</b> <b>69.65</b>		<b>09:44:36.705</b>	
6 -	1:06.465	47.319	1:53.784	<b>(3)</b> 68.97	1.119	09:46:30.489	
7 -	1:07.083	49.923	1:57.006	67.07	4.341	09:48:27.495	

P24 99 S		Malvern MAY		Kawasaki NINJA 300 - IMP racing			
IDEAL LAP TIME : 1:51.961		BEST LAP TIME : 1:52.690		DIFFERENCE : 0.729			
LAP	SECTOR 1	SECTOR 2	LAP TIME	MPH	DIFF	TIME OF DAY	
1 -	1:10.726	48.805	1:59.531	65.65	6.841	09:36:49.608	
2 -	1:10.363	47.322	1:57.685	66.68	4.995	09:38:47.293	
3 -	1:08.172	47.160	1:55.332	68.04	2.642	09:40:42.625	
4 -	1:09.441	<b>46.273</b>	1:55.714	67.82	3.024	09:42:38.339	
5 -	1:06.246	46.638	1:52.884	<b>(3)</b> 69.52	0.194	09:44:31.223	
6 -	1:06.162	46.578	1:52.740	<b>(2)</b> 69.61	0.050	09:46:23.963	
7 -	<b>1:05.688</b>	47.002	<b>1:52.690</b>	<b>(1)</b> <b>69.64</b>		<b>09:48:16.653</b>	

P25 0 S		Graeme HARDIE		Kawasaki NINJA 400 - 113 Events Ltd			
IDEAL LAP TIME : 1:53.140		BEST LAP TIME : 1:53.140		DIFFERENCE : 0.000			
LAP	SECTOR 1	SECTOR 2	LAP TIME	MPH	DIFF	TIME OF DAY	
1 -	1:09.498	47.725	1:57.223	66.94	4.083	09:36:36.055	
2 -	<b>1:06.378</b>	<b>46.762</b>	<b>1:53.140</b>	<b>(1)</b> <b>69.36</b>		<b>09:38:29.195</b>	
3 -	1:06.706	47.055	1:53.761	<b>(2)</b> 68.98	0.621	09:40:22.956	
4 -	1:06.874	47.046	1:53.920	<b>(3)</b> 68.89	0.780	09:42:16.876	



# BMCRC - MRO Championships 2022 - Rnd 5 @ Cadwell Park

## ACU Team Green Junior Cup & Senior 300

### QUALIFYING - SECTOR ANALYSIS



SECTOR 1 = FL to I1, SECTOR 2 = I1 to FL, DIFF = Difference To Personal Best Lap, P = Crossed Finish Line in Pit Lane, D = Time Disallowed

P26		70 S		Justin WHITE		Kawasaki NINJA 400 - Just In Graphics	
IDEAL LAP TIME : 1:53.593		BEST LAP TIME : 1:53.593		DIFFERENCE : 0.000			
LAP	SECTOR 1	SECTOR 2	LAP TIME	MPH	DIFF	TIME OF DAY	
1 -	1:09.736	48.229	1:57.965	66.52	4.372	09:36:38.165	
2 -	<b>1:06.268</b>	<b>47.325</b>	<b>1:53.593 (1)</b>	<b>69.08</b>		<b>09:38:31.758</b>	
3 -	1:06.642	47.749	1:54.391 (3)	68.60	0.798	09:40:26.149	
4 -	1:06.634	47.560	1:54.194 (2)	68.72	0.601	09:42:20.343	
5 -	1:07.043	47.534	1:54.577	68.49	0.984	09:44:14.920	
6 -	1:06.992	47.806	1:54.798	68.36	1.205	09:46:09.718	
7 -	1:07.484	48.017	1:55.501	67.94	1.908	09:48:05.219	

P27		66 S		Mark SMITH		Kawasaki NINJA 300 - MHP EXHAUST'S	
IDEAL LAP TIME : 1:55.090		BEST LAP TIME : 1:55.348		DIFFERENCE : 0.258			
LAP	SECTOR 1	SECTOR 2	LAP TIME	MPH	DIFF	TIME OF DAY	
1 -	1:11.527	49.343	2:00.870	64.92	5.522	09:36:49.351	
2 -	1:08.450	47.932	1:56.382 (3)	67.43	1.034	09:38:45.733	
3 -	1:09.082	47.676	1:56.758	67.21	1.410	09:40:42.491	
4 -	1:09.851	48.104	1:57.955	66.53	2.607	09:42:40.446	
5 -	1:08.000	<b>47.400</b>	1:55.400 (2)	68.00	0.052	09:44:35.846	
6 -	1:08.798	48.347	1:57.145	66.99	1.797	09:46:32.991	
7 -	<b>1:07.690</b>	47.658	<b>1:55.348 (1)</b>	<b>68.03</b>		<b>09:48:28.339</b>	

P28		48 S		Kevin SABBARTON		Kawasaki NINJA 300 -	
IDEAL LAP TIME : 1:55.793		BEST LAP TIME : 1:55.793		DIFFERENCE : 0.000			
LAP	SECTOR 1	SECTOR 2	LAP TIME	MPH	DIFF	TIME OF DAY	
1 -	1:12.744	49.735	2:02.479	64.07	6.686	09:37:02.273	
2 -	1:08.872	48.740	1:57.612	66.72	1.819	09:38:59.885	
3 -	1:07.574	50.607	1:58.181	66.40	2.388	09:40:58.066	
4 -	1:08.263	48.546	1:56.809 (2)	67.18	1.016	09:42:54.875	
5 -	<b>1:07.555</b>	<b>48.238</b>	<b>1:55.793 (1)</b>	<b>67.77</b>		<b>09:44:50.668</b>	
6 -	1:07.795	49.736	1:57.531 (3)	66.77	1.738	09:46:48.199	

P29		400 S		Stuart THURTLÉ		Kawasaki NINJA 400 - TeamTortoise Racing	
IDEAL LAP TIME : 1:55.911		BEST LAP TIME : 1:56.316		DIFFERENCE : 0.405			
LAP	SECTOR 1	SECTOR 2	LAP TIME	MPH	DIFF	TIME OF DAY	
1 -	1:12.033	49.001	2:01.034	64.84	4.718	09:37:00.897	
2 -	1:09.464	48.247	1:57.711	66.67	1.395	09:38:58.608	
3 -	1:08.433	50.136	1:58.569	66.18	2.253	09:40:57.177	
4 -	<b>1:07.897</b>	48.419	<b>1:56.316 (1)</b>	<b>67.47</b>		<b>09:42:53.493</b>	
5 -	1:09.051	<b>48.014</b>	1:57.065 (3)	67.04	0.749	09:44:50.558	
6 -	1:08.428	48.510	1:56.938 (2)	67.11	0.622	09:46:47.496	

P30		156 S		Jack WOLFF		Kawasaki NINJA 300 -	
IDEAL LAP TIME : 2:00.714		BEST LAP TIME : 2:00.714		DIFFERENCE : 0.000			
LAP	SECTOR 1	SECTOR 2	LAP TIME	MPH	DIFF	TIME OF DAY	
1 -	1:16.809	53.658	2:10.467	60.15	9.753	09:36:49.212	
2 -	1:13.425	51.584	2:05.009	62.78	4.295	09:38:54.221	
3 -	1:12.094	51.611	2:03.705	63.44	2.991	09:40:57.926	
4 -	1:11.280	51.037	2:02.317 (2)	64.16	1.603	09:43:00.243	
5 -	1:11.233	51.171	2:02.404 (3)	64.11	1.690	09:45:02.647	
6 -	<b>1:10.608</b>	<b>50.106</b>	<b>2:00.714 (1)</b>	<b>65.01</b>		<b>09:47:03.361</b>	

# BMCRC - MRO Championships 2022 - Rnd 5 @ Cadwell Park

## ACU Team Green Junior Cup & Senior 300

### QUALIFYING - SECTOR ANALYSIS



SECTOR 1 = FL to I1, SECTOR 2 = I1 to FL, DIFF = Difference To Personal Best Lap, P = Crossed Finish Line in Pit Lane, D = Time Disallowed

P31 73 S		Jemma HANNAFORD		Kawasaki NINJA 300 -			
IDEAL LAP TIME : 2:00.522		BEST LAP TIME : 2:01.182		DIFFERENCE : 0.660			
LAP	SECTOR 1	SECTOR 2	LAP TIME	MPH	DIFF	TIME OF DAY	
1 -	1:16.352	53.624	2:09.976	60.38	8.794	09:37:22.996	
2 -	1:13.072	52.215	2:05.287	62.64	4.105	09:39:28.283	
3 -	1:11.446	51.495	2:02.941 (3)	63.83	1.759	09:41:31.224	
4 -	1:11.033	51.969	2:03.002	63.80	1.820	09:43:34.226	
5 -	1:10.496	<b>50.686</b>	<b>2:01.182 (1)</b>	<b>64.76</b>		<b>09:45:35.408</b>	
6 -	<b>1:09.836</b>	52.428	2:02.264 (2)	64.18	1.082	09:47:37.672	

P32 14 J		Maryann McCARTNEY		Kawasaki NINJA 300 - McCartney Racing			
IDEAL LAP TIME : 2:00.976		BEST LAP TIME : 2:01.236		DIFFERENCE : 0.260			
LAP	SECTOR 1	SECTOR 2	LAP TIME	MPH	DIFF	TIME OF DAY	
1 -	1:12.862	51.429	2:04.291	63.14	3.055	09:36:36.868	
2 -	1:11.698	50.650	2:02.348	64.14	1.112	09:38:39.216	
3 -	1:11.309	50.474	2:01.783 (3)	64.44	0.547	09:40:40.999	
4 -	1:11.099	<b>50.137</b>	<b>2:01.236 (1)</b>	<b>64.73</b>		<b>09:42:42.235</b>	
5 -	1:12.388	50.829	2:03.217	63.69	1.981	09:44:45.452	
6 -	<b>1:10.839</b>	50.569	2:01.408 (2)	64.64	0.172	09:46:46.860	

P33 4 S		Nigel FRANKLIN		Kawasaki NINJA - Jane Franklin			
IDEAL LAP TIME : 2:01.947		BEST LAP TIME : 2:01.964		DIFFERENCE : 0.017			
LAP	SECTOR 1	SECTOR 2	LAP TIME	MPH	DIFF	TIME OF DAY	
1 -	1:17.938	53.141	2:11.079	59.87	9.115	09:37:06.674	
2 -	1:15.363	51.311	2:06.674	61.95	4.710	09:39:13.348	
3 -	1:13.549	50.890	2:04.439	63.06	2.475	09:41:17.787	
4 -	1:13.217	<b>50.431</b>	2:03.648 (2)	63.47	1.684	09:43:21.435	
5 -	1:12.911	51.362	2:04.273 (3)	63.15	2.309	09:45:25.708	
6 -	<b>1:11.516</b>	50.448	<b>2:01.964 (1)</b>	<b>64.34</b>		<b>09:47:27.672</b>	

P34 69 J		Dan DEARING		Kawasaki NINJA -			
IDEAL LAP TIME : 2:02.041		BEST LAP TIME : 2:02.105		DIFFERENCE : 0.064			
LAP	SECTOR 1	SECTOR 2	LAP TIME	MPH	DIFF	TIME OF DAY	
1 -	1:16.161	51.369	2:07.530	61.53	5.425	09:37:07.409	
2 -	1:12.494	<b>49.862</b>	2:02.356 (2)	64.14	0.251	09:39:09.765	
3 -	<b>1:12.179</b>	49.926	<b>2:02.105 (1)</b>	<b>64.27</b>		<b>09:41:11.870</b>	
4 -	1:13.034	50.030	2:03.064	63.77	0.959	09:43:14.934	
5 -	1:12.502	50.372	2:02.874	63.87	0.769	09:45:17.808	
6 -	1:12.220	50.614	2:02.834 (3)	63.89	0.729	09:47:20.642	

P35 23 S		Saskya BUSH		Kawasaki NINJA 300 -			
IDEAL LAP TIME : 2:02.432		BEST LAP TIME : 2:02.522		DIFFERENCE : 0.090			
LAP	SECTOR 1	SECTOR 2	LAP TIME	MPH	DIFF	TIME OF DAY	
1 -	1:15.146	54.372	2:09.518	60.59	6.996	09:36:47.928	
2 -	1:12.544	52.488	2:05.032	62.76	2.510	09:38:52.960	
3 -	1:11.384	<b>51.143</b>	2:02.527 (2)	64.05	0.005	09:40:55.487	
4 -	1:11.371	51.151	<b>2:02.522 (1)</b>	<b>64.05</b>		<b>09:42:58.009</b>	
5 -	1:12.816	51.893	2:04.709	62.93	2.187	09:45:02.718	
6 -	<b>1:11.289</b>	51.875	2:03.164 (3)	63.72	0.642	09:47:05.882	

# BMCRC - MRO Championships 2022 - Rnd 5 @ Cadwell Park

## ACU Team Green Junior Cup & Senior 300

### QUALIFYING - BEST SECTORS

SECTOR 1				SECTOR 2				IDEAL / BEST COMPARISON				
POS	NO	NAME	TIME	NO	NAME	TIME	POS	NO	NAME	IDEAL	BEST	DIFF
1	60	DOCHERTY	1:01.631	777	HARDY	43.270	1	60	DOCHERTY	1:45.393	1:45.753	0.360
2	19	O'MARA	1:02.067	131	MELLOR	43.567	2	777	HARDY	1:45.632	1:45.632	0.000
3	777	HARDY	1:02.362	19	O'MARA	43.621	3	19	O'MARA	1:45.688	1:46.122	0.434
4	8	ATKINSON	1:02.440	8	ATKINSON	43.638	4	8	ATKINSON	1:46.078	1:46.097	0.019
5	34	ARBON	1:02.446	60	DOCHERTY	43.762	5	131	MELLOR	1:46.258	1:46.510	0.252
6	131	MELLOR	1:02.691	35	WESTON	44.488	6	35	WESTON	1:47.290	1:47.916	0.626
7	35	WESTON	1:02.802	91	HIRST	44.777	7	34	ARBON	1:47.617	1:48.863	1.246
8	311	WARD	1:03.041	311	WARD	44.903	8	311	WARD	1:47.944	1:48.144	0.200
9	77	WHITE	1:03.041	125	JOLLIFFE	44.996	9	125	JOLLIFFE	1:48.051	1:48.051	0.000
10	125	JOLLIFFE	1:03.055	20	MUIR	45.009	10	20	MUIR	1:48.415	1:48.512	0.097
11	20	MUIR	1:03.406	34	ARBON	45.171	11	77	WHITE	1:48.666	1:48.666	0.000
12	31	PARK	1:03.733	58	WOOD	45.308	12	91	HIRST	1:48.666	1:48.666	0.000
13	58	WOOD	1:03.744	77	WHITE	45.625	13	58	WOOD	1:49.052	1:49.265	0.213
14	95	MARSHALL	1:03.874	27	DORLING	45.687	14	31	PARK	1:49.539	1:49.559	0.020
15	91	HIRST	1:03.889	95	MARSHALL	45.749	15	95	MARSHALL	1:49.623	1:50.168	0.545
16	44	GREEN	1:03.984	31	PARK	45.806	16	44	GREEN	1:49.865	1:50.103	0.238
17	32	MURRAY	1:04.559	97	PLATT	45.848	17	27	DORLING	1:50.397	1:50.862	0.465
18	27	DORLING	1:04.710	32	MURRAY	45.849	18	32	MURRAY	1:50.408	1:50.473	0.065
19	10	BRUNSDON	1:04.731	44	GREEN	45.881	19	10	BRUNSDON	1:50.632	1:51.054	0.422
20	97	PLATT	1:05.129	10	BRUNSDON	45.901	20	97	PLATT	1:50.977	1:51.202	0.225
21	55	BAKER	1:05.498	55	BAKER	45.945	21	55	BAKER	1:51.443	1:52.079	0.636
22	18	HIGGINS	1:05.560	99	MAY	46.273	22	99	MAY	1:51.961	1:52.690	0.729
23	99	MAY	1:05.688	191	DANCE	46.301	23	18	HIGGINS	1:52.194	1:52.316	0.122
24	70	WHITE	1:06.268	18	HIGGINS	46.634	24	191	DANCE	1:52.665	1:52.665	0.000
25	191	DANCE	1:06.364	0	HARDIE	46.762	25	0	HARDIE	1:53.140	1:53.140	0.000
26	0	HARDIE	1:06.378	70	WHITE	47.325	26	70	WHITE	1:53.593	1:53.593	0.000
27	48	SABBARTON	1:07.555	66	SMITH	47.400	27	66	SMITH	1:55.090	1:55.348	0.258
28	66	SMITH	1:07.690	400	THURTL	48.014	28	48	SABBARTON	1:55.793	1:55.793	0.000
29	400	THURTL	1:07.897	48	SABBARTON	48.238	29	400	THURTL	1:55.911	1:56.316	0.405
30	73	HANNAFORD	1:09.836	69	DEARING	49.862	30	73	HANNAFORD	2:00.522	2:01.182	0.660
31	156	WOLFF	1:10.608	156	WOLFF	50.106	31	156	WOLFF	2:00.714	2:00.714	0.000
32	14	McCARTNEY	1:10.839	14	McCARTNEY	50.137	32	14	McCARTNEY	2:00.976	2:01.236	0.260
33	23	BUSH	1:11.289	4	FRANKLIN	50.431	33	4	FRANKLIN	2:01.947	2:01.964	0.017
34	4	FRANKLIN	1:11.516	73	HANNAFORD	50.686	34	69	DEARING	2:02.041	2:02.105	0.064
35	69	DEARING	1:12.179	23	BUSH	51.143	35	23	BUSH	2:02.432	2:02.522	0.090

# BMCRC - MRO Championships 2022 - Rnd 5 @ Cadwell Park

## ACU Team Green Junior Cup & Senior 300

### QUALIFYING - STATISTICS

**Competitors Started** 35  
**Planned Start** 2022-06-25 @ 09:34:00.000  
**Actual Start** 2022-06-25 @ 09:33:47.566  
**Finish Time** 2022-06-25 @ 09:46:43.331  
**Track Length** 2.1800mi.  
**Total Laps** 232  
**Total Distance Covered** 505.7643mi.

### Session Fastest Lap History

NO	CL	NAME	LAP TIME	TIME OF DAY	LAP	VEHICLE
131	J	Dylan MELLOR	<b>1:50.574</b>	09:36:22.590	1	Kawasaki NINJA 300
60	J	Lennon DOCHERTY	<b>1:50.549</b>	09:36:23.436	1	Kawasaki NINJA 400
60	J	Lennon DOCHERTY	<b>1:46.538</b>	09:38:09.974	2	Kawasaki NINJA 400
60	J	Lennon DOCHERTY	<b>1:45.753</b>	09:39:55.728	3	Kawasaki NINJA 400
777	J	Maximus HARDY	<b>1:45.632</b>	09:45:36.629	6	Kawasaki NINJA 400

### Flag History

TYPE	TIME OF DAY
GREEN	09:33:47.566
FINISH	09:46:43.331

### Flag Statistics

TYPE	COUNT	TOTAL LAPS	TOTAL TIME
Green	1	7	15:02.149
Red	0	0	0.000
Safety Car	0	0	0.000
FCY	0	0	0.000

# BMCRC - MRO Championships 2022 - Rnd 5 @ Cadwell Park

## ACU Team Green Junior Cup & Senior 300

### QUALIFYING - STATISTICS

CLASS : J

22 Starters

#### Fastest Lap History

NO	NAME	LAP TIME	TIME OF DAY	LAP	VEHICLE
131	Dylan MELLOR	<b>1:50.574</b>	09:36:22.590	1	Kawasaki NINJA 300
60	Lennon DOCHERTY	<b>1:50.549</b>	09:36:23.436	1	Kawasaki NINJA 400
60	Lennon DOCHERTY	<b>1:46.538</b>	09:38:09.974	2	Kawasaki NINJA 400
60	Lennon DOCHERTY	<b>1:45.753</b>	09:39:55.728	3	Kawasaki NINJA 400
777	Maximus HARDY	<b>1:45.632</b>	09:45:36.629	6	Kawasaki NINJA 400

# BMCRC - MRO Championships 2022 - Rnd 5 @ Cadwell Park

## ACU Team Green Junior Cup & Senior 300

### QUALIFYING - STATISTICS

CLASS : S

13 Starters

#### Fastest Lap History

NO	NAME	LAP TIME	TIME OF DAY	LAP	VEHICLE
10	Mike BRUNSDON	1:56.736	09:36:28.569	1	Kawasaki NINJA 400
8	Phil ATKINSON	1:53.950	09:36:30.858	1	Kawasaki NINJA 400
8	Phil ATKINSON	1:48.786	09:38:19.666	2	Kawasaki NINJA 400
8	Phil ATKINSON	1:47.599	09:40:07.243	3	Kawasaki NINJA 400
8	Phil ATKINSON	1:46.322	09:41:53.565	4	Kawasaki NINJA 400
8	Phil ATKINSON	1:46.199	09:43:39.764	5	Kawasaki NINJA 400
8	Phil ATKINSON	1:46.097	09:47:12.085	7	Kawasaki NINJA 400

**BMCRC - MRO Championships 2022 - Rnd 5 @ Cadwell Park**



**ACU Team Green Junior Cup & Senior 300**

**RACE 3 - GRID (7 Laps)**



ROW 12	34	<b>69</b> Dan DEARING	2:02.105	35	<b>23</b> Saskya BUSH	2:02.522	36	<b>22</b> Greg STUBBERFIELD
ROW 11	31	<b>73</b> Jemma HANNAFORD	2:01.182	32	<b>14</b> Maryann McCARTNEY	2:01.236	33	<b>4</b> Nigel FRANKLIN
ROW 10	28	<b>48</b> Kevin SABBARTON	1:55.793	29	<b>400</b> Stuart THURTL	1:56.316	30	<b>156</b> Jack WOLFF
ROW 9	25	<b>0</b> Graeme HARDIE	1:53.140	26	<b>70</b> Justin WHITE	1:53.593	27	<b>66</b> Mark SMITH
ROW 8	22	<b>18</b> George HIGGINS	1:52.316	23	<b>191</b> Craig DANCE	1:52.665	24	<b>99</b> Malvern MAY
ROW 7	19	<b>10</b> Mike BRUNSDON	1:51.054	20	<b>97</b> Ben PLATT	1:51.202	21	<b>55</b> Brandon BAKER
ROW 6	16	<b>95</b> Greg MARSHALL	1:50.168	17	<b>32</b> Conor MURRAY	1:50.473	18	<b>27</b> Felix DORLING
ROW 5	13	<b>58</b> Matthew WOOD	1:49.265	14	<b>31</b> Robbie PARK	1:49.559	15	<b>44</b> Sam GREEN
ROW 4	10	<b>77</b> Joe WHITE	1:48.666	11	<b>91</b> Sam HIRST	1:48.666	12	<b>34</b> Oliver ARBON
ROW 3	7	<b>125</b> Ben JOLLIFFE	1:48.051	8	<b>311</b> Nathan-Ellis WARD	1:48.144	9	<b>20</b> Jack MUIR
ROW 2	4	<b>19</b> James O'MARA	1:46.122	5	<b>131</b> Dylan MELLOR	1:46.510	6	<b>35</b> Zack WESTON
ROW 1	1	<b>777</b> Maximus HARDY	1:45.632	2	<b>60</b> Lennon DOCHERTY	1:45.753	3	<b>8</b> Phil ATKINSON
<b>Pole</b>								

Cadwell Park: 2.1800 miles

These results are provisional until the conclusion of any judicial and technical matters.

Clerk Of Course :	Stewards :	Timekeeper : Sarah Evans
-------------------	------------	--------------------------

Results can be found at [www.tsl-timing.com](http://www.tsl-timing.com)

Printed - 09:56 Saturday, 25 June 2022



# BMCRC - MRO Championships 2022 - Rnd 5 @ Cadwell Park



## ACU Team Green Junior Cup & Senior 300

### RACE 3 - CLASSIFICATION

# Kawasaki

POS	NO	CL	PIC NAME	ENTRY	LAPS	TIME	GAP	DIFF	MPH	BEST	ON
1	60	J	1 Lennon DOCHERTY	Kawasaki NINJA 400 - Doc Fit Training	7	12:24.630			73.77	1:44.247	7
2	777	J	2 Maximus HARDY	Kawasaki NINJA 400 - DAD	7	12:24.833	0.203	0.203	73.75	1:43.747	7
3	19	J	3 James O'MARA	Kawasaki NINJA 400 - BRP Machining Ltd	7	12:25.431	0.801	0.598	73.69	1:44.476	7
4	8	S	1 Phil ATKINSON	Kawasaki NINJA 400 - ROSE MOT/O Oil Treatment	7	12:26.247	1.617	0.816	73.61	1:44.767	7
5	131	J	4 Dylan MELLOR	Kawasaki NINJA 300 - BDS Motorcycles	7	12:26.399	1.769	0.152	73.60	1:44.813	7
6	311	J	5 Nathan-Ellis WARD	Kawasaki NINJA 300 - Zipped up racing	7	12:45.144	20.514	18.745	71.79	1:47.895	7
7	34	J	6 Oliver ARBON	Kawasaki NINJA 400 - tt plumbing and heating	7	12:45.959	21.329	0.815	71.72	1:47.015	7
8	35	J	7 Zack WESTON	Kawasaki NINJA 400 - NW Racing	7	12:46.179	21.549	0.220	71.70	1:46.559	6
9	125	J	8 Ben JOLLIFFE	Kawasaki NINJA -	7	12:46.961	22.331	0.782	71.62	1:47.455	5
10	77	J	9 Joe WHITE	Kawasaki NINJA 400 - Just In Graphics /MZ CONTF	7	12:50.112	25.482	3.151	71.33	1:47.566	6
11	31	J	10 Robbie PARK	Kawasaki NINJA - Mom	7	12:51.240	26.610	1.128	71.23	1:47.981	3
12	20	J	11 Jack MUIR	Kawasaki NINJA 400 -	7	12:55.775	31.145	4.535	70.81	1:48.660	7
13	91	J	12 Sam HIRST	Kawasaki NINJA - Valley Racing	7	12:58.446	33.816	2.671	70.57	1:49.538	4
14	95	J	13 Greg MARSHALL	Kawasaki NINJA 300 - Mum & Dad; HEL Performan	7	13:01.962	37.332	3.516	70.25	1:49.797	2
15	58	J	14 Matthew WOOD	Kawasaki NINJA 300 -	7	13:04.640	40.010	2.678	70.01	1:50.061	3
16	97	J	15 Ben PLATT	Kawasaki NINJA 400 - adss ltd	7	13:05.347	40.717	0.707	69.95	1:50.446	6
17	27	J	16 Felix DORLING	Kawasaki NINJA 400 - Kernow Controls	7	13:05.495	40.865	0.148	69.93	1:50.027	4
18	191	J	17 Craig DANCE	Kawasaki NINJA 300 - 2 brothers scaffolding	7	13:05.934	41.304	0.439	69.89	1:50.225	5
19	55	J	18 Brandon BAKER	Kawasaki NINJA 300 - K-66, ION.	7	13:05.983	41.353	0.049	69.89	1:50.196	3
20	32	S	2 Conor MURRAY	Kawasaki NINJA 300 -	7	13:10.143	45.513	4.160	69.52	1:50.518	4
21	99	S	3 Malvern MAY	Kawasaki NINJA 300 - IMP racing	7	13:10.421	45.791	0.278	69.50	1:50.207	4
22	10	S	4 Mike BRUNSDON	Kawasaki NINJA 400 - CF Fairford	7	13:10.826	46.196	0.405	69.46	1:50.480	4
23	18	J	19 George HIGGINS	Kawasaki NINJA 400 - Aztec Racing	7	13:23.192	58.562	12.366	68.39	1:52.799	4
24	66	S	5 Mark SMITH	Kawasaki NINJA 300 - MHP EXHAUST S	7	13:30.388	1:05.758	7.196	67.79	1:53.968	2
25	400	S	6 Stuart THURTL	Kawasaki NINJA 400 - TeamTortoise Racing	7	13:30.986	1:06.356	0.598	67.74	1:53.431	5
26	48	S	7 Kevin SABBARTON	Kawasaki NINJA 300 -	7	13:32.826	1:08.196	1.840	67.58	1:53.586	6
27	70	S	8 Justin WHITE	Kawasaki NINJA 400 - Just In Graphics	7	13:33.097	1:08.467	0.271	67.56	1:53.463	3
28	156	S	9 Jack WOLFF	Kawasaki NINJA 300 -	7	13:54.257	1:29.627	21.160	65.85	1:57.336	2
29	73	S	10 Jemma HANNAFORD	Kawasaki NINJA 300 -	7	14:00.759	1:36.129	6.502	65.34	1:57.449	6
30	69	J	20 Dan DEARING	Kawasaki NINJA -	7	14:01.416	1:36.786	0.657	65.29	1:57.271	7
31	14	J	21 Maryann McCARTNEY	Kawasaki NINJA 300 - McCartney Racing	7	14:03.668	1:39.038	2.252	65.11	1:58.383	3
32	4	S	11 Nigel FRANKLIN	Kawasaki NINJA - Jane Franklin	7	14:31.506	2:06.876	27.838	63.03	2:01.443	4

#### NOT CLASSIFIED

DNF	44	J	Sam GREEN	Kawasaki NINJA 300 -	0
DNF	23	S	Saskya BUSH	Kawasaki NINJA 300 -	0

#### FASTEST LAP

777	J	Maximus HARDY	Kawasaki NINJA 400 - DAD	7	1:43.747	75.64 mph	121.74 kph
8	S	Phil ATKINSON	Kawasaki NINJA 400 - ROSE MOT/O Oil Treatment	7	1:44.767	74.90 mph	120.55 kph

Class J - 92.5% of Race Speed = 68.23 mph

Class S - 92.5% of Race Speed = 68.08 mph

Race Distance: 7 Laps / 15.26 miles

Cadwell Park: 2.1800 miles

Weather / Track : Bright / Dry

These results are provisional until the conclusion of any judicial and technical matters.

Date: 25/06/2022 Start: 12:33 Finish: 12:46

Clerk Of Course :	Stewards :	Timekeeper : Sarah Evans
-------------------	------------	--------------------------

Results can be found at [www.tsl-timing.com](http://www.tsl-timing.com)

Printed - 12:48 Saturday, 25 June 2022





# BMCRC - MRO Championships 2022 - Rnd 5 @ Cadwell Park

## ACU Team Green Junior Cup & Senior 300

### RACE 3 - LAP CHART

#### LAP 1 @ 12:35:37.922

NO	BEHIND	LAP TIME
19		1:52.569
777	0.062	1:52.631
8	0.343	1:52.912
60	0.356	1:52.925
131	0.545	1:53.114
311	3.113	1:55.682
34	3.286	1:55.855
35	3.495	1:56.064
125	3.813	1:56.382
20	4.031	1:56.600
77	4.818	1:57.387
31	5.292	1:57.861
91	6.196	1:58.765
95	6.527	1:59.096
97	7.034	1:59.603
58	8.792	2:01.361
27	8.920	2:01.489
32	9.188	2:01.757
55	9.772	2:02.341
10	10.664	2:03.233
191	10.907	2:03.476
99	10.967	2:03.536
18	11.495	2:04.064
70	11.688	2:04.257
66	12.419	2:04.988
400	12.926	2:05.495
48	13.922	2:06.491
156	15.238	2:07.807
73	16.860	2:09.429
69	17.074	2:09.643
14	17.272	2:09.841
4	19.753	2:12.322

#### LAP 2 @ 12:37:24.441

NO	BEHIND	LAP TIME
19		1:46.519
8	0.300	1:46.476
777	0.355	1:46.812
131	0.698	1:46.672
60	1.200	1:47.363
311	4.970	1:48.376
35	6.145	1:49.169
34	6.340	1:49.573
20	6.775	1:49.263
125	6.900	1:49.606
77	7.997	1:49.698
31	8.264	1:49.491
95	9.805	1:49.797
91	10.207	1:50.530
97	11.734	1:51.219
27	13.537	1:51.136
58	13.688	1:51.415
55	14.233	1:50.980
191	15.026	1:50.638
32	15.051	1:52.382
10	15.793	1:51.648
99	16.280	1:51.832
18	18.816	1:53.840
70	19.397	1:54.228
66	19.868	1:53.968
400	21.313	1:54.906
48	22.783	1:55.380
156	26.055	1:57.336

#### LAP 3 @ 12:39:09.622

NO	BEHIND	LAP TIME
777		1:44.826
8	0.018	1:44.899
19	0.528	1:45.709
131	0.756	1:45.239
60	1.238	1:45.219
311	7.769	1:47.980
34	9.990	1:48.831
35	10.185	1:49.221
20	10.371	1:48.777
125	10.629	1:48.910
31	11.064	1:47.981
77	12.332	1:49.516
95	14.592	1:49.968
91	14.638	1:49.612
97	18.002	1:51.449
58	18.568	1:50.061
27	18.924	1:50.568
55	19.248	1:50.196
191	20.118	1:50.273
32	21.130	1:51.260
10	21.327	1:50.715
99	21.901	1:50.802
18	26.746	1:53.111
70	27.679	1:53.463
66	28.961	1:54.274
400	30.813	1:54.681
48	32.633	1:55.031
156	38.468	1:57.594
69	42.224	1:58.586
73	43.903	1:58.295
14	44.286	1:58.383
4	53.141	2:03.132

#### LAP 4 @ 12:40:55.241

NO	BEHIND	LAP TIME
19		1:45.091
777	0.139	1:45.758
8	0.622	1:46.223
60	0.645	1:45.026
131	0.947	1:45.810
311	10.828	1:48.678
34	13.099	1:48.728
125	13.282	1:48.272
20	14.112	1:49.360
31	14.349	1:48.904
35	14.454	1:49.888
77	15.527	1:48.814
91	18.557	1:49.538
95	19.846	1:50.873
58	23.072	1:50.123
27	23.332	1:50.027
97	23.577	1:51.194
55	24.153	1:50.524
191	24.926	1:50.427
32	26.029	1:50.518
10	26.188	1:50.480
99	26.489	1:50.207
18	33.926	1:52.799

#### LAP 5 @ 12:42:41.072

NO	BEHIND	LAP TIME
70	36.777	1:54.717
66	37.805	1:54.463
400	38.860	1:53.666
48	41.245	1:54.231
156	50.365	1:57.516
69	56.222	1:59.617
73	56.813	1:58.529
14	57.176	1:58.509
4	1:08.965	2:01.443
19		1:45.831
60	0.056	1:45.242
777	0.359	1:46.051
8	0.826	1:46.035
131	0.962	1:45.846
311	13.222	1:48.225
125	14.906	1:47.455
34	15.758	1:48.490
35	17.267	1:48.644
20	17.449	1:49.168
31	17.795	1:49.277
77	18.153	1:48.457
91	22.716	1:49.990
95	24.162	1:50.147
58	27.991	1:50.750
97	28.417	1:50.671
27	28.677	1:51.176
55	29.184	1:50.862
191	29.320	1:50.225
99	32.268	1:51.610
32	32.802	1:52.604
10	32.929	1:52.572
18	41.344	1:53.249
70	46.132	1:55.186
66	46.167	1:54.193
400	46.460	1:53.431
48	49.637	1:54.223
156	1:02.462	1:57.928
69	1:09.662	1:59.271
73	1:10.014	1:59.032
14	1:10.577	1:59.232
4	1:25.876	2:02.742

#### LAP 6 @ 12:44:25.736

NO	BEHIND	LAP TIME
60		1:44.608
19	0.572	1:45.236
777	0.703	1:45.008
8	1.097	1:44.935
131	1.203	1:44.905
311	16.866	1:48.308
125	17.896	1:47.654
34	18.561	1:47.467
35	19.162	1:46.559
77	21.055	1:47.566
31	21.783	1:48.652
20	26.732	1:53.947
91	27.816	1:49.764
95	30.605	1:51.107
58	34.079	1:50.752
97	34.199	1:50.446
27	34.809	1:50.796
55	35.071	1:50.551

191	35.222	1:50.566
32	38.807	1:50.669
99	39.215	1:51.611
10	39.435	1:51.170
18	49.675	1:52.995
66	55.834	1:54.331
400	56.786	1:54.990
70	56.825	1:55.357
48	58.559	1:53.586
156	1:15.982	1:58.184
73	1:22.799	1:57.449
69	1:23.762	1:58.764
14	1:24.724	1:58.811
4	1:42.970	2:01.758

#### LAP 7 @ 12:46:09.983

NO	BEHIND	LAP TIME
60		1:44.247
777	0.203	1:43.747
19	0.801	1:44.476
8	1.617	1:44.767
131	1.769	1:44.813
311	20.514	1:47.895
34	21.329	1:47.015
35	21.549	1:46.634
125	22.331	1:48.682
77	25.482	1:48.674
31	26.610	1:49.074
20	31.145	1:48.660
91	33.816	1:50.247
95	37.332	1:50.974
58	40.010	1:50.178
97	40.717	1:50.765
27	40.865	1:50.303
191	41.304	1:50.329
55	41.353	1:50.529
32	45.513	1:50.953
99	45.791	1:50.823
10	46.196	1:51.008
18	58.562	1:53.134
66	1:05.758	1:54.171
400	1:06.356	1:53.817
48	1:08.196	1:53.884
70	1:08.467	1:55.889
156	1:29.627	1:57.892
73	1:36.129	1:57.577
69	1:36.786	1:57.271
14	1:39.038	1:58.561
4	2:06.876	2:08.153

# BMCRC - MRO Championships 2022 - Rnd 5 @ Cadwell Park

## ACU Team Green Junior Cup & Senior 300

### RACE 3 - SECTOR ANALYSIS



SECTOR 1 = FL to I1, SECTOR 2 = I1 to FL, DIFF = Difference To Personal Best Lap, P = Crossed Finish Line in Pit Lane, D = Time Disallowed

P1 60 J		Lennon DOCHERTY		Kawasaki NINJA 400 - Doc Fit Training		
IDEAL LAP TIME : 1:44.247		BEST LAP TIME : 1:44.247		DIFFERENCE : 0.000		
LAP	SECTOR 1	SECTOR 2	LAP TIME	MPH	DIFF	TIME OF DAY
1 -		44.233	1:52.925	69.49	8.678	12:35:38.278
2 -	1:03.214	44.149	1:47.363	73.09	3.116	12:37:25.641
3 -	1:01.679	43.540	1:45.219	74.58	0.972	12:39:10.860
4 -	1:01.545	43.481	1:45.026 (3)	74.72	0.779	12:40:55.886
5 -	1:01.634	43.608	1:45.242	74.57	0.995	12:42:41.128
6 -	1:01.395	43.213	1:44.608 (2)	75.02	0.361	12:44:25.736
7 -	<b>1:01.071</b>	<b>43.176</b>	<b>1:44.247 (1)</b>	<b>75.28</b>		<b>12:46:09.983</b>

P2 777 J		Maximus HARDY		Kawasaki NINJA 400 - DAD		
IDEAL LAP TIME : 1:43.747		BEST LAP TIME : 1:43.747		DIFFERENCE : 0.000		
LAP	SECTOR 1	SECTOR 2	LAP TIME	MPH	DIFF	TIME OF DAY
1 -		44.342	1:52.631	69.67	8.884	12:35:37.984
2 -	1:02.926	43.886	1:46.812	73.47	3.065	12:37:24.796
3 -	1:01.588	43.238	1:44.826 (2)	74.86	1.079	12:39:09.622
4 -	1:02.201	43.557	1:45.758	74.20	2.011	12:40:55.380
5 -	1:02.299	43.752	1:46.051	74.00	2.304	12:42:41.431
6 -	1:01.245	43.763	1:45.008 (3)	74.73	1.261	12:44:26.439
7 -	<b>1:00.990</b>	<b>42.757</b>	<b>1:43.747 (1)</b>	<b>75.64</b>		<b>12:46:10.186</b>

P3 19 J		James O'MARA		Kawasaki NINJA 400 - BRP Machining Ltd		
IDEAL LAP TIME : 1:44.476		BEST LAP TIME : 1:44.476		DIFFERENCE : 0.000		
LAP	SECTOR 1	SECTOR 2	LAP TIME	MPH	DIFF	TIME OF DAY
1 -		44.509	1:52.569	69.71	8.093	12:35:37.922
2 -	1:02.660	43.859	1:46.519	73.67	2.043	12:37:24.441
3 -	1:02.209	43.500	1:45.709	74.24	1.233	12:39:10.150
4 -	1:01.528	43.563	1:45.091 (2)	74.67	0.615	12:40:55.241
5 -	1:02.134	43.697	1:45.831	74.15	1.355	12:42:41.072
6 -	1:01.600	43.636	1:45.236 (3)	74.57	0.760	12:44:26.308
7 -	<b>1:01.390</b>	<b>43.086</b>	<b>1:44.476 (1)</b>	<b>75.11</b>		<b>12:46:10.784</b>

P4 8 S		Phil ATKINSON		Kawasaki NINJA 400 - ROSE MOT/Q Oil Treatments		
IDEAL LAP TIME : 1:44.431		BEST LAP TIME : 1:44.767		DIFFERENCE : 0.336		
LAP	SECTOR 1	SECTOR 2	LAP TIME	MPH	DIFF	TIME OF DAY
1 -		44.446	1:52.912	69.50	8.145	12:35:38.265
2 -	1:02.495	43.981	1:46.476	73.70	1.709	12:37:24.741
3 -	1:01.522	<b>43.377</b>	1:44.899 (2)	74.81	0.132	12:39:09.640
4 -	1:02.487	43.736	1:46.223	73.88	1.456	12:40:55.863
5 -	1:02.046	43.989	1:46.035	74.01	1.268	12:42:41.898
6 -	1:01.136	43.799	1:44.935 (3)	74.78	0.168	12:44:26.833
7 -	<b>1:01.054</b>	43.713	<b>1:44.767 (1)</b>	<b>74.90</b>		<b>12:46:11.600</b>

P5 131 J		Dylan MELLOR		Kawasaki NINJA 300 - BDS Motorcycles		
IDEAL LAP TIME : 1:44.457		BEST LAP TIME : 1:44.813		DIFFERENCE : 0.356		
LAP	SECTOR 1	SECTOR 2	LAP TIME	MPH	DIFF	TIME OF DAY
1 -		44.190	1:53.114	69.38	8.301	12:35:38.467
2 -	1:02.751	43.921	1:46.672	73.57	1.859	12:37:25.139
3 -	1:01.894	43.345	1:45.239 (3)	74.57	0.426	12:39:10.378
4 -	1:02.304	43.506	1:45.810	74.17	0.997	12:40:56.188
5 -	1:02.232	43.614	1:45.846	74.14	1.033	12:42:42.034
6 -	1:01.709	<b>43.196</b>	1:44.905 (2)	74.81	0.092	12:44:26.939
7 -	<b>1:01.261</b>	43.552	<b>1:44.813 (1)</b>	<b>74.87</b>		<b>12:46:11.752</b>

# BMCRC - MRO Championships 2022 - Rnd 5 @ Cadwell Park

## ACU Team Green Junior Cup & Senior 300

### RACE 3 - SECTOR ANALYSIS



SECTOR 1 = FL to I1, SECTOR 2 = I1 to FL, DIFF = Difference To Personal Best Lap, P = Crossed Finish Line in Pit Lane, D = Time Disallowed

<b>P6 311 J Nathan-Ellis WARD</b>		Kawasaki NINJA 300 - Zipped up racing				
IDEAL LAP TIME : 1:47.676		BEST LAP TIME : 1:47.895		DIFFERENCE : 0.219		
LAP	SECTOR 1	SECTOR 2	LAP TIME	MPH	DIFF	TIME OF DAY
1 -		45.601	1:55.682	67.84	7.787	12:35:41.035
2 -	1:03.954	<b>44.422</b>	1:48.376	72.41	0.481	12:37:29.411
3 -	1:03.277	44.703	1:47.980 (2)	72.68	0.085	12:39:17.391
4 -	1:03.740	44.938	1:48.678	72.21	0.783	12:41:06.069
5 -	1:03.469	44.756	1:48.225 (3)	72.51	0.330	12:42:54.294
6 -	1:03.573	44.735	1:48.308	72.46	0.413	12:44:42.602
7 -	<b>1:03.254</b>	44.641	<b>1:47.895 (1)</b>	<b>72.73</b>		<b>12:46:30.497</b>

<b>P7 34 J Oliver ARBON</b>		Kawasaki NINJA 400 - tt plumbing and heating				
IDEAL LAP TIME : 1:47.015		BEST LAP TIME : 1:47.015		DIFFERENCE : 0.000		
LAP	SECTOR 1	SECTOR 2	LAP TIME	MPH	DIFF	TIME OF DAY
1 -		46.026	1:55.855	67.74	8.840	12:35:41.208
2 -	1:03.933	45.640	1:49.573	71.62	2.558	12:37:30.781
3 -	1:03.644	45.187	1:48.831	72.11	1.816	12:39:19.612
4 -	1:03.867	44.861	1:48.728	72.18	1.713	12:41:08.340
5 -	1:03.936	44.554	1:48.490 (3)	72.33	1.475	12:42:56.830
6 -	1:02.905	44.562	1:47.467 (2)	73.02	0.452	12:44:44.297
7 -	<b>1:02.869</b>	<b>44.146</b>	<b>1:47.015 (1)</b>	<b>73.33</b>		<b>12:46:31.312</b>

<b>P8 35 J Zack WESTON</b>		Kawasaki NINJA 400 - NW Racing				
IDEAL LAP TIME : 1:46.450		BEST LAP TIME : 1:46.559		DIFFERENCE : 0.109		
LAP	SECTOR 1	SECTOR 2	LAP TIME	MPH	DIFF	TIME OF DAY
1 -		45.806	1:56.064	67.61	9.505	12:35:41.417
2 -	1:04.053	45.116	1:49.169	71.88	2.610	12:37:30.586
3 -	1:03.993	45.228	1:49.221	71.85	2.662	12:39:19.807
4 -	1:04.451	45.437	1:49.888	71.41	3.329	12:41:09.695
5 -	1:03.321	45.323	1:48.644 (3)	72.23	2.085	12:42:58.339
6 -	1:02.672	<b>43.887</b>	<b>1:46.559 (1)</b>	<b>73.64</b>		<b>12:44:44.898</b>
7 -	<b>1:02.563</b>	44.071	1:46.634 (2)	73.59	0.075	12:46:31.532

<b>P9 125 J Ben JOLLIFFE</b>		Kawasaki NINJA -				
IDEAL LAP TIME : 1:47.455		BEST LAP TIME : 1:47.455		DIFFERENCE : 0.000		
LAP	SECTOR 1	SECTOR 2	LAP TIME	MPH	DIFF	TIME OF DAY
1 -		46.120	1:56.382	67.43	8.927	12:35:41.735
2 -	1:03.995	45.611	1:49.606	71.60	2.151	12:37:31.341
3 -	1:03.785	45.125	1:48.910	72.06	1.455	12:39:20.251
4 -	1:03.672	44.600	1:48.272 (3)	72.48	0.817	12:41:08.523
5 -	<b>1:03.297</b>	<b>44.158</b>	<b>1:47.455 (1)</b>	<b>73.03</b>		<b>12:42:55.978</b>
6 -	1:03.492	44.162	1:47.654 (2)	72.90	0.199	12:44:43.632
7 -	1:03.852	44.830	1:48.682	72.21	1.227	12:46:32.314

<b>P10 77 J Joe WHITE</b>		Kawasaki NINJA 400 - Just In Graphics /MZ CONTRACTS/ Silver				
IDEAL LAP TIME : 1:47.566		BEST LAP TIME : 1:47.566		DIFFERENCE : 0.000		
LAP	SECTOR 1	SECTOR 2	LAP TIME	MPH	DIFF	TIME OF DAY
1 -		46.440	1:57.387	66.85	9.821	12:35:42.740
2 -	1:03.665	46.033	1:49.698	71.54	2.132	12:37:32.438
3 -	1:03.598	45.918	1:49.516	71.66	1.950	12:39:21.954
4 -	1:03.302	45.512	1:48.814	72.12	1.248	12:41:10.768
5 -	1:02.965	45.492	1:48.457 (2)	72.36	0.891	12:42:59.225
6 -	<b>1:02.260</b>	<b>45.306</b>	<b>1:47.566 (1)</b>	<b>72.96</b>		<b>12:44:46.791</b>
7 -	1:03.095	45.579	1:48.674 (3)	72.21	1.108	12:46:35.465

# BMCRC - MRO Championships 2022 - Rnd 5 @ Cadwell Park

## ACU Team Green Junior Cup & Senior 300

### RACE 3 - SECTOR ANALYSIS



SECTOR 1 = FL to I1, SECTOR 2 = I1 to FL, DIFF = Difference To Personal Best Lap, P = Crossed Finish Line in Pit Lane, D = Time Disallowed

P11 31 J		Robbie PARK		Kawasaki NINJA - Mom			
IDEAL LAP TIME : 1:47.981		BEST LAP TIME : 1:47.981		DIFFERENCE : 0.000			
LAP	SECTOR 1	SECTOR 2	LAP TIME	MPH	DIFF	TIME OF DAY	
1 -		46.443	1:57.861	66.58	9.880	12:35:43.214	
2 -	1:03.469	46.022	1:49.491	71.67	1.510	12:37:32.705	
3 -	<b>1:02.841</b>	<b>45.140</b>	<b>1:47.981 (1)</b>	<b>72.68</b>		<b>12:39:20.686</b>	
4 -	1:03.255	45.649	1:48.904 (3)	72.06	0.923	12:41:09.590	
5 -	1:03.172	46.105	1:49.277	71.81	1.296	12:42:58.867	
6 -	1:03.151	45.501	1:48.652 (2)	72.23	0.671	12:44:47.519	
7 -	1:03.478	45.596	1:49.074	71.95	1.093	12:46:36.593	

P12 20 J		Jack MUIR		Kawasaki NINJA 400 -			
IDEAL LAP TIME : 1:48.526		BEST LAP TIME : 1:48.660		DIFFERENCE : 0.134			
LAP	SECTOR 1	SECTOR 2	LAP TIME	MPH	DIFF	TIME OF DAY	
1 -		45.523	1:56.600	67.30	7.940	12:35:41.953	
2 -	1:03.673	45.590	1:49.263	71.82	0.603	12:37:31.216	
3 -	1:03.724	45.053	1:48.777 (2)	72.14	0.117	12:39:19.993	
4 -	1:03.687	45.673	1:49.360	71.76	0.700	12:41:09.353	
5 -	<b>1:03.496</b>	45.672	1:49.168 (3)	71.88	0.508	12:42:58.521	
6 -	1:08.016	45.931	1:53.947	68.87	5.287	12:44:52.468	
7 -	1:03.630	<b>45.030</b>	<b>1:48.660 (1)</b>	<b>72.22</b>		<b>12:46:41.128</b>	

P13 91 J		Sam HIRST		Kawasaki NINJA - Valley Racing			
IDEAL LAP TIME : 1:48.961		BEST LAP TIME : 1:49.538		DIFFERENCE : 0.577			
LAP	SECTOR 1	SECTOR 2	LAP TIME	MPH	DIFF	TIME OF DAY	
1 -		46.199	1:58.765	66.08	9.227	12:35:44.118	
2 -	1:04.472	46.058	1:50.530	71.00	0.992	12:37:34.648	
3 -	<b>1:03.831</b>	45.781	1:49.612 (2)	71.59	0.074	12:39:24.260	
4 -	1:04.353	45.185	<b>1:49.538 (1)</b>	<b>71.64</b>		<b>12:41:13.798</b>	
5 -	1:04.532	45.458	1:49.990	71.35	0.452	12:43:03.788	
6 -	1:04.634	<b>45.130</b>	1:49.764 (3)	71.49	0.226	12:44:53.552	
7 -	1:04.644	45.603	1:50.247	71.18	0.709	12:46:43.799	

P14 95 J		Greg MARSHALL		Kawasaki NINJA 300 - Mum & Dad; HEL Performance			
IDEAL LAP TIME : 1:49.286		BEST LAP TIME : 1:49.797		DIFFERENCE : 0.511			
LAP	SECTOR 1	SECTOR 2	LAP TIME	MPH	DIFF	TIME OF DAY	
1 -		46.202	1:59.096	65.89	9.299	12:35:44.449	
2 -	1:03.884	45.913	<b>1:49.797 (1)</b>	<b>71.47</b>		<b>12:37:34.246</b>	
3 -	<b>1:03.466</b>	46.502	1:49.968 (2)	71.36	0.171	12:39:24.214	
4 -	1:04.853	46.020	1:50.873	70.78	1.076	12:41:15.087	
5 -	1:04.327	<b>45.820</b>	1:50.147 (3)	71.25	0.350	12:43:05.234	
6 -	1:04.846	46.261	1:51.107	70.63	1.310	12:44:56.341	
7 -	1:04.692	46.282	1:50.974	70.71	1.177	12:46:47.315	

P15 58 J		Matthew WOOD		Kawasaki NINJA 300 -			
IDEAL LAP TIME : 1:49.740		BEST LAP TIME : 1:50.061		DIFFERENCE : 0.321			
LAP	SECTOR 1	SECTOR 2	LAP TIME	MPH	DIFF	TIME OF DAY	
1 -		47.586	2:01.361	64.66	11.300	12:35:46.714	
2 -	1:05.593	45.822	1:51.415	70.43	1.354	12:37:38.129	
3 -	<b>1:04.108</b>	45.953	<b>1:50.061 (1)</b>	<b>71.30</b>		<b>12:39:28.190</b>	
4 -	1:04.479	45.644	1:50.123 (2)	71.26	0.062	12:41:18.313	
5 -	1:04.901	45.849	1:50.750	70.86	0.689	12:43:09.063	
6 -	1:04.874	45.878	1:50.752	70.86	0.691	12:44:59.815	
7 -	1:04.546	<b>45.632</b>	1:50.178 (3)	71.23	0.117	12:46:49.993	

# BMCRC - MRO Championships 2022 - Rnd 5 @ Cadwell Park

## ACU Team Green Junior Cup & Senior 300

### RACE 3 - SECTOR ANALYSIS



SECTOR 1 = FL to I1, SECTOR 2 = I1 to FL, DIFF = Difference To Personal Best Lap, P = Crossed Finish Line in Pit Lane, D = Time Disallowed

P16 97 J Ben PLATT		Kawasaki NINJA 400 - adss ltd				
IDEAL LAP TIME : 1:49.906		BEST LAP TIME : 1:50.446		DIFFERENCE : 0.540		
LAP	SECTOR 1	SECTOR 2	LAP TIME	MPH	DIFF	TIME OF DAY
1 -		46.038	1:59.603	65.61	9.157	12:35:44.956
2 -	1:05.211	46.008	1:51.219	70.56	0.773	12:37:36.175
3 -	1:05.277	46.172	1:51.449	70.41	1.003	12:39:27.624
4 -	1:05.962	<b>45.232</b>	1:51.194	70.57	0.748	12:41:18.818
5 -	1:05.312	45.359	1:50.671 (2)	70.91	0.225	12:43:09.489
6 -	1:04.987	45.459	<b>1:50.446 (1)</b>	<b>71.05</b>		<b>12:44:59.935</b>
7 -	<b>1:04.674</b>	46.091	1:50.765 (3)	70.85	0.319	12:46:50.700

P17 27 J Felix DORLING		Kawasaki NINJA 400 - Kernow Controls				
IDEAL LAP TIME : 1:49.828		BEST LAP TIME : 1:50.027		DIFFERENCE : 0.199		
LAP	SECTOR 1	SECTOR 2	LAP TIME	MPH	DIFF	TIME OF DAY
1 -		47.585	2:01.489	64.59	11.462	12:35:46.842
2 -	1:05.068	46.068	1:51.136	70.61	1.109	12:37:37.978
3 -	1:05.028	<b>45.540</b>	1:50.568 (3)	70.97	0.541	12:39:28.546
4 -	1:04.454	45.573	<b>1:50.027 (1)</b>	<b>71.32</b>		<b>12:41:18.573</b>
5 -	1:05.172	46.004	1:51.176	70.59	1.149	12:43:09.749
6 -	1:04.870	45.926	1:50.796	70.83	0.769	12:45:00.545
7 -	<b>1:04.288</b>	46.015	1:50.303 (2)	71.15	0.276	12:46:50.848

P18 191 J Craig DANCE		Kawasaki NINJA 300 - 2 brothers scaffolding				
IDEAL LAP TIME : 1:49.921		BEST LAP TIME : 1:50.225		DIFFERENCE : 0.304		
LAP	SECTOR 1	SECTOR 2	LAP TIME	MPH	DIFF	TIME OF DAY
1 -		47.245	2:03.476	63.55	13.251	12:35:48.829
2 -	1:04.731	45.907	1:50.638	70.93	0.413	12:37:39.467
3 -	1:04.578	45.695	1:50.273 (2)	71.16	0.048	12:39:29.740
4 -	1:04.565	45.862	1:50.427	71.07	0.202	12:41:20.167
5 -	1:04.863	<b>45.362</b>	<b>1:50.225 (1)</b>	<b>71.20</b>		<b>12:43:10.392</b>
6 -	1:04.885	45.681	1:50.566	70.98	0.341	12:45:00.958
7 -	<b>1:04.559</b>	45.770	1:50.329 (3)	71.13	0.104	12:46:51.287

P19 55 J Brandon BAKER		Kawasaki NINJA 300 - K-66, ION.				
IDEAL LAP TIME : 1:49.738		BEST LAP TIME : 1:50.196		DIFFERENCE : 0.458		
LAP	SECTOR 1	SECTOR 2	LAP TIME	MPH	DIFF	TIME OF DAY
1 -		47.085	2:02.341	64.14	12.145	12:35:47.694
2 -	1:05.222	45.758	1:50.980	70.71	0.784	12:37:38.674
3 -	1:04.838	<b>45.358</b>	<b>1:50.196 (1)</b>	<b>71.21</b>		<b>12:39:28.870</b>
4 -	1:04.948	45.576	1:50.524 (2)	71.00	0.328	12:41:19.394
5 -	1:05.001	45.861	1:50.862	70.79	0.666	12:43:10.256
6 -	1:04.704	45.847	1:50.551	70.99	0.355	12:45:00.807
7 -	<b>1:04.380</b>	46.149	1:50.529 (3)	71.00	0.333	12:46:51.336

P20 32 S Conor MURRAY		Kawasaki NINJA 300 -				
IDEAL LAP TIME : 1:50.019		BEST LAP TIME : 1:50.518		DIFFERENCE : 0.499		
LAP	SECTOR 1	SECTOR 2	LAP TIME	MPH	DIFF	TIME OF DAY
1 -		47.422	2:01.757	64.45	11.239	12:35:47.110
2 -	1:06.182	46.200	1:52.382	69.83	1.864	12:37:39.492
3 -	1:05.046	46.214	1:51.260	70.53	0.742	12:39:30.752
4 -	1:04.340	46.178	<b>1:50.518 (1)</b>	<b>71.01</b>		<b>12:41:21.270</b>
5 -	<b>1:04.261</b>	48.343	1:52.604	69.69	2.086	12:43:13.874
6 -	1:04.911	<b>45.758</b>	1:50.669 (2)	70.91	0.151	12:45:04.543
7 -	1:04.720	46.233	1:50.953 (3)	70.73	0.435	12:46:55.496

# BMCRC - MRO Championships 2022 - Rnd 5 @ Cadwell Park

## ACU Team Green Junior Cup & Senior 300

### RACE 3 - SECTOR ANALYSIS



SECTOR 1 = FL to I1, SECTOR 2 = I1 to FL, DIFF = Difference To Personal Best Lap, P = Crossed Finish Line in Pit Lane, D = Time Disallowed

P21 99 S Malvern MAY		Kawasaki NINJA 300 - IMP racing				
IDEAL LAP TIME : 1:50.146		BEST LAP TIME : 1:50.207		DIFFERENCE : 0.061		
LAP	SECTOR 1	SECTOR 2	LAP TIME	MPH	DIFF	TIME OF DAY
1 -		47.733	2:03.536	63.52	13.329	12:35:48.889
2 -	1:05.389	46.443	1:51.832	70.17	1.625	12:37:40.721
3 -	1:04.647	46.155	1:50.802 (2)	70.82	0.595	12:39:31.523
4 -	<b>1:04.249</b>	45.958	<b>1:50.207 (1)</b>	<b>71.21</b>		<b>12:41:21.730</b>
5 -	1:04.747	46.863	1:51.610	70.31	1.403	12:43:13.340
6 -	1:05.714	<b>45.897</b>	1:51.611	70.31	1.404	12:45:04.951
7 -	1:04.543	46.280	1:50.823 (3)	70.81	0.616	12:46:55.774

P22 10 S Mike BRUNSDON		Kawasaki NINJA 400 - CF Fairford				
IDEAL LAP TIME : 1:50.346		BEST LAP TIME : 1:50.480		DIFFERENCE : 0.134		
LAP	SECTOR 1	SECTOR 2	LAP TIME	MPH	DIFF	TIME OF DAY
1 -		47.864	2:03.233	63.68	12.753	12:35:48.586
2 -	1:05.298	46.350	1:51.648	70.29	1.168	12:37:40.234
3 -	1:04.540	46.175	1:50.715 (2)	70.88	0.235	12:39:30.949
4 -	<b>1:04.357</b>	46.123	<b>1:50.480 (1)</b>	<b>71.03</b>		<b>12:41:21.429</b>
5 -	1:04.379	48.193	1:52.572	69.71	2.092	12:43:14.001
6 -	1:05.181	<b>45.989</b>	1:51.170	70.59	0.690	12:45:05.171
7 -	1:04.623	46.385	1:51.008 (3)	70.69	0.528	12:46:56.179

P23 18 J George HIGGINS		Kawasaki NINJA 400 - Aztec Racing				
IDEAL LAP TIME : 1:52.676		BEST LAP TIME : 1:52.799		DIFFERENCE : 0.123		
LAP	SECTOR 1	SECTOR 2	LAP TIME	MPH	DIFF	TIME OF DAY
1 -		48.992	2:04.064	63.25	11.265	12:35:49.417
2 -	1:06.584	47.256	1:53.840	68.93	1.041	12:37:43.257
3 -	1:06.233	46.878	1:53.111 (3)	69.38	0.312	12:39:36.368
4 -	<b>1:06.172</b>	46.627	<b>1:52.799 (1)</b>	<b>69.57</b>		<b>12:41:29.167</b>
5 -	1:06.541	46.708	1:53.249	69.29	0.450	12:43:22.416
6 -	1:06.186	46.809	1:52.995 (2)	69.45	0.196	12:45:15.411
7 -	1:06.630	<b>46.504</b>	1:53.134	69.36	0.335	12:47:08.545

P24 66 S Mark SMITH		Kawasaki NINJA 300 - MHP EXHAUST'S				
IDEAL LAP TIME : 1:53.617		BEST LAP TIME : 1:53.968		DIFFERENCE : 0.351		
LAP	SECTOR 1	SECTOR 2	LAP TIME	MPH	DIFF	TIME OF DAY
1 -		48.046	2:04.988	62.79	11.020	12:35:50.341
2 -	<b>1:06.601</b>	47.367	<b>1:53.968 (1)</b>	<b>68.86</b>		<b>12:37:44.309</b>
3 -	1:06.764	47.510	1:54.274	68.67	0.306	12:39:38.583
4 -	1:07.069	47.394	1:54.463	68.56	0.495	12:41:33.046
5 -	1:07.177	<b>47.016</b>	1:54.193 (3)	68.72	0.225	12:43:27.239
6 -	1:06.985	47.346	1:54.331	68.64	0.363	12:45:21.570
7 -	1:06.815	47.356	1:54.171 (2)	68.73	0.203	12:47:15.741

P25 400 S Stuart THURTLÉ		Kawasaki NINJA 400 - TeamTortoise Racing				
IDEAL LAP TIME : 1:53.355		BEST LAP TIME : 1:53.431		DIFFERENCE : 0.076		
LAP	SECTOR 1	SECTOR 2	LAP TIME	MPH	DIFF	TIME OF DAY
1 -		48.125	2:05.495	62.53	12.064	12:35:50.848
2 -	1:07.117	47.789	1:54.906	68.29	1.475	12:37:45.754
3 -	1:07.018	47.663	1:54.681	68.43	1.250	12:39:40.435
4 -	1:06.623	<b>47.043</b>	1:53.666 (2)	69.04	0.235	12:41:34.101
5 -	1:06.321	47.110	<b>1:53.431 (1)</b>	<b>69.18</b>		<b>12:43:27.532</b>
6 -	1:07.163	47.827	1:54.990	68.24	1.559	12:45:22.522
7 -	<b>1:06.312</b>	47.505	1:53.817 (3)	68.95	0.386	12:47:16.339

# BMCRC - MRO Championships 2022 - Rnd 5 @ Cadwell Park

## ACU Team Green Junior Cup & Senior 300

### RACE 3 - SECTOR ANALYSIS



SECTOR 1 = FL to I1, SECTOR 2 = I1 to FL, DIFF = Difference To Personal Best Lap, P = Crossed Finish Line in Pit Lane, D = Time Disallowed

P26 48 S		Kevin SABBARTON		Kawasaki NINJA 300 -		
IDEAL LAP TIME : 1:53.220		BEST LAP TIME : 1:53.586		DIFFERENCE : 0.366		
LAP	SECTOR 1	SECTOR 2	LAP TIME	MPH	DIFF	TIME OF DAY
1 -		48.626	2:06.491	62.04	12.905	12:35:51.844
2 -	1:06.714	48.666	1:55.380	68.01	1.794	12:37:47.224
3 -	1:06.683	48.348	1:55.031	68.22	1.445	12:39:42.255
4 -	1:06.501	47.730	1:54.231	68.70	0.645	12:41:36.486
5 -	1:06.279	47.944	1:54.223 (3)	68.70	0.637	12:43:30.709
6 -	1:06.205	<b>47.381</b>	<b>1:53.586 (1)</b>	<b>69.09</b>		<b>12:45:24.295</b>
7 -	<b>1:05.839</b>	48.045	1:53.884 (2)	68.91	0.298	12:47:18.179

P27 70 S		Justin WHITE		Kawasaki NINJA 400 - Just In Graphics		
IDEAL LAP TIME : 1:53.463		BEST LAP TIME : 1:53.463		DIFFERENCE : 0.000		
LAP	SECTOR 1	SECTOR 2	LAP TIME	MPH	DIFF	TIME OF DAY
1 -		47.621	2:04.257	63.15	10.794	12:35:49.610
2 -	1:06.647	47.581	1:54.228 (2)	68.70	0.765	12:37:43.838
3 -	<b>1:06.011</b>	<b>47.452</b>	<b>1:53.463 (1)</b>	<b>69.16</b>		<b>12:39:37.301</b>
4 -	1:06.813	47.904	1:54.717 (3)	68.41	1.254	12:41:32.018
5 -	1:07.617	47.569	1:55.186	68.13	1.723	12:43:27.204
6 -	1:07.387	47.970	1:55.357	68.03	1.894	12:45:22.561
7 -	1:07.714	48.175	1:55.889	67.72	2.426	12:47:18.450

P28 156 S		Jack WOLFF		Kawasaki NINJA 300 -		
IDEAL LAP TIME : 1:56.880		BEST LAP TIME : 1:57.336		DIFFERENCE : 0.456		
LAP	SECTOR 1	SECTOR 2	LAP TIME	MPH	DIFF	TIME OF DAY
1 -		<b>48.770</b>	2:07.807	61.40	10.471	12:35:53.160
2 -	<b>1:08.110</b>	49.226	<b>1:57.336 (1)</b>	<b>66.88</b>		<b>12:37:50.496</b>
3 -	1:08.416	49.178	1:57.594 (3)	66.73	0.258	12:39:48.090
4 -	1:08.683	48.833	1:57.516 (2)	66.78	0.180	12:41:45.606
5 -	1:08.896	49.032	1:57.928	66.54	0.592	12:43:43.534
6 -	1:08.621	49.563	1:58.184	66.40	0.848	12:45:41.718
7 -	1:08.906	48.986	1:57.892	66.56	0.556	12:47:39.610

P29 73 S		Jemma HANNAFORD		Kawasaki NINJA 300 -		
IDEAL LAP TIME : 1:57.249		BEST LAP TIME : 1:57.449		DIFFERENCE : 0.200		
LAP	SECTOR 1	SECTOR 2	LAP TIME	MPH	DIFF	TIME OF DAY
1 -		49.870	2:09.429	60.63	11.980	12:35:54.782
2 -	1:10.738	49.710	2:00.448	65.15	2.999	12:37:55.230
3 -	1:08.844	49.451	1:58.295 (3)	66.34	0.846	12:39:53.525
4 -	1:09.405	49.124	1:58.529	66.21	1.080	12:41:52.054
5 -	<b>1:08.379</b>	50.653	1:59.032	65.93	1.583	12:43:51.086
6 -	1:08.579	<b>48.870</b>	<b>1:57.449 (1)</b>	<b>66.82</b>		<b>12:45:48.535</b>
7 -	1:08.658	48.919	1:57.577 (2)	66.74	0.128	12:47:46.112

P30 69 J		Dan DEARING		Kawasaki NINJA -		
IDEAL LAP TIME : 1:57.271		BEST LAP TIME : 1:57.271		DIFFERENCE : 0.000		
LAP	SECTOR 1	SECTOR 2	LAP TIME	MPH	DIFF	TIME OF DAY
1 -		49.986	2:09.643	60.53	12.372	12:35:54.996
2 -	1:10.088	48.176	1:58.264 (2)	66.36	0.993	12:37:53.260
3 -	1:09.819	48.767	1:58.586 (3)	66.18	1.315	12:39:51.846
4 -	1:10.893	48.724	1:59.617	65.60	2.346	12:41:51.463
5 -	1:09.843	49.428	1:59.271	65.80	2.000	12:43:50.734
6 -	1:10.156	48.608	1:58.764	66.08	1.493	12:45:49.498
7 -	<b>1:09.298</b>	<b>47.973</b>	<b>1:57.271 (1)</b>	<b>66.92</b>		<b>12:47:46.769</b>

# BMCRC - MRO Championships 2022 - Rnd 5 @ Cadwell Park

## ACU Team Green Junior Cup & Senior 300

### RACE 3 - SECTOR ANALYSIS



SECTOR 1 = FL to I1, SECTOR 2 = I1 to FL, DIFF = Difference To Personal Best Lap, P = Crossed Finish Line in Pit Lane, D = Time Disallowed

<b>P31 14 J</b>		<b>Maryann McCARTNEY</b>		Kawasaki NINJA 300 - McCartney Racing			
IDEAL LAP TIME : 1:57.941		BEST LAP TIME : 1:58.383		DIFFERENCE : 0.442			
LAP	SECTOR 1	SECTOR 2	LAP TIME	MPH	DIFF	TIME OF DAY	
1 -		49.487	2:09.841	60.44	11.458	12:35:55.194	
2 -	1:10.829	49.502	2:00.331	65.22	1.948	12:37:55.525	
3 -	1:09.291	49.092	<b>1:58.383 (1)</b>	<b>66.29</b>		<b>12:39:53.908</b>	
4 -	1:09.612	<b>48.897</b>	1:58.509 (2)	66.22	0.126	12:41:52.417	
5 -	1:09.626	49.606	1:59.232	65.82	0.849	12:43:51.649	
6 -	1:09.669	49.142	1:58.811	66.05	0.428	12:45:50.460	
7 -	<b>1:09.044</b>	49.517	1:58.561 (3)	66.19	0.178	12:47:49.021	

<b>P32 4 S</b>		<b>Nigel FRANKLIN</b>		Kawasaki NINJA - Jane Franklin			
IDEAL LAP TIME : 2:01.443		BEST LAP TIME : 2:01.443		DIFFERENCE : 0.000			
LAP	SECTOR 1	SECTOR 2	LAP TIME	MPH	DIFF	TIME OF DAY	
1 -		50.618	2:12.322	59.31	10.879	12:35:57.675	
2 -	1:11.851	50.105	2:01.956 (3)	64.35	0.513	12:37:59.631	
3 -	1:12.302	50.830	2:03.132	63.73	1.689	12:40:02.763	
4 -	<b>1:11.528</b>	<b>49.915</b>	<b>2:01.443 (1)</b>	<b>64.62</b>		<b>12:42:04.206</b>	
5 -	1:12.180	50.562	2:02.742	63.93	1.299	12:44:06.948	
6 -	1:11.737	50.021	2:01.758 (2)	64.45	0.315	12:46:08.706	
7 -	1:13.557	54.596	2:08.153	61.23	6.710	12:48:16.859	



# BMCRC - MRO Championships 2022 - Rnd 5 @ Cadwell Park

## ACU Team Green Junior Cup & Senior 300

### RACE 3 - BEST SECTORS

SECTOR 1			SECTOR 2			IDEAL / BEST COMPARISON						
POS	NO	NAME	TIME	NO	NAME	TIME	POS	NO	NAME	IDEAL	BEST	DIFF
									<b>PERFECT LAP</b>	<b>1:43.747</b>		
1	777	HARDY	1:00.990	777	HARDY	42.757	1	777	HARDY	1:43.747	1:43.747	0.000
2	8	ATKINSON	1:01.054	19	O'MARA	43.086	2	60	DOCHERTY	1:44.247	1:44.247	0.000
3	60	DOCHERTY	1:01.071	60	DOCHERTY	43.176	3	8	ATKINSON	1:44.431	1:44.767	0.336
4	131	MELLOR	1:01.261	131	MELLOR	43.196	4	131	MELLOR	1:44.457	1:44.813	0.356
5	19	O'MARA	1:01.390	8	ATKINSON	43.377	5	19	O'MARA	1:44.476	1:44.476	0.000
6	77	WHITE	1:02.260	35	WESTON	43.887	6	35	WESTON	1:46.450	1:46.559	0.109
7	35	WESTON	1:02.563	34	ARBON	44.146	7	34	ARBON	1:47.015	1:47.015	0.000
8	31	PARK	1:02.841	125	JOLLIFFE	44.158	8	125	JOLLIFFE	1:47.455	1:47.455	0.000
9	34	ARBON	1:02.869	311	WARD	44.422	9	77	WHITE	1:47.566	1:47.566	0.000
10	311	WARD	1:03.254	20	MUIR	45.030	10	311	WARD	1:47.676	1:47.895	0.219
11	125	JOLLIFFE	1:03.297	91	HIRST	45.130	11	31	PARK	1:47.981	1:47.981	0.000
12	95	MARSHALL	1:03.466	31	PARK	45.140	12	20	MUIR	1:48.526	1:48.660	0.134
13	20	MUIR	1:03.496	97	PLATT	45.232	13	91	HIRST	1:48.961	1:49.538	0.577
14	91	HIRST	1:03.831	77	WHITE	45.306	14	95	MARSHALL	1:49.286	1:49.797	0.511
15	58	WOOD	1:04.108	55	BAKER	45.358	15	55	BAKER	1:49.738	1:50.196	0.458
16	99	MAY	1:04.249	191	DANCE	45.362	16	58	WOOD	1:49.740	1:50.061	0.321
17	32	MURRAY	1:04.261	27	DORLING	45.540	17	27	DORLING	1:49.828	1:50.027	0.199
18	27	DORLING	1:04.288	58	WOOD	45.632	18	97	PLATT	1:49.906	1:50.446	0.540
19	10	BRUNSDON	1:04.357	32	MURRAY	45.758	19	191	DANCE	1:49.921	1:50.225	0.304
20	55	BAKER	1:04.380	95	MARSHALL	45.820	20	32	MURRAY	1:50.019	1:50.518	0.499
21	191	DANCE	1:04.559	99	MAY	45.897	21	99	MAY	1:50.146	1:50.207	0.061
22	97	PLATT	1:04.674	10	BRUNSDON	45.989	22	10	BRUNSDON	1:50.346	1:50.480	0.134
23	48	SABBARTON	1:05.839	18	HIGGINS	46.504	23	18	HIGGINS	1:52.676	1:52.799	0.123
24	70	WHITE	1:06.011	66	SMITH	47.016	24	48	SABBARTON	1:53.220	1:53.586	0.366
25	18	HIGGINS	1:06.172	400	THURTLÉ	47.043	25	400	THURTLÉ	1:53.355	1:53.431	0.076
26	400	THURTLÉ	1:06.312	48	SABBARTON	47.381	26	70	WHITE	1:53.463	1:53.463	0.000
27	66	SMITH	1:06.601	70	WHITE	47.452	27	66	SMITH	1:53.617	1:53.968	0.351
28	156	WOLFF	1:08.110	69	DEARING	47.973	28	156	WOLFF	1:56.880	1:57.336	0.456
29	73	HANNAFORD	1:08.379	156	WOLFF	48.770	29	73	HANNAFORD	1:57.249	1:57.449	0.200
30	14	McCARTNEY	1:09.044	73	HANNAFORD	48.870	30	69	DEARING	1:57.271	1:57.271	0.000
31	69	DEARING	1:09.298	14	McCARTNEY	48.897	31	14	McCARTNEY	1:57.941	1:58.383	0.442
32	4	FRANKLIN	1:11.528	4	FRANKLIN	49.915	32	4	FRANKLIN	2:01.443	2:01.443	0.000
33												
34												

# BMCRC - MRO Championships 2022 - Rnd 5 @ Cadwell Park

## ACU Team Green Junior Cup & Senior 300

### RACE 3 - STATISTICS

**Competitors Started** 32  
**Planned Start** 2022-06-25 @ 12:30:00.000  
**Actual Start** 2022-06-25 @ 12:33:45.352  
**Finish Time** 2022-06-25 @ 12:46:09.982  
**Track Length** 2.1800mi.  
**Total Laps** 224  
**Total Distance Covered** 488.3241mi.

#### Session Fastest Lap History

NO	CL	NAME	LAP TIME	TIME OF DAY	LAP	VEHICLE
19	J	James O'MARA	1:46.519	12:37:24.453	2	Kawasaki NINJA 400
8	S	Phil ATKINSON	1:46.476	12:37:24.752	2	Kawasaki NINJA 400
777	J	Maximus HARDY	1:44.826	12:39:09.639	3	Kawasaki NINJA 400
60	J	Lennon DOCHERTY	1:44.608	12:44:25.750	6	Kawasaki NINJA 400
60	J	Lennon DOCHERTY	1:44.247	12:46:09.997	7	Kawasaki NINJA 400
777	J	Maximus HARDY	1:43.747	12:46:10.204	7	Kawasaki NINJA 400

#### Session Leader History

NO	CL	NAME	FROM LAP	LAPS LED	DISTANCE	VEHICLE
19	J	James O'MARA	1	2	4.36 miles	Kawasaki NINJA 400
777	J	Maximus HARDY	3	1	2.18 miles	Kawasaki NINJA 400
19	J	James O'MARA	4	2	4.36 miles	Kawasaki NINJA 400
60	J	Lennon DOCHERTY	6	2	4.36 miles	Kawasaki NINJA 400

#### Flag History

TYPE	TIME OF DAY
GREEN	12:33:45.352
FINISH	12:46:09.982

#### Flag Statistics

TYPE	COUNT	TOTAL LAPS	TOTAL TIME
Green	1	7	14:36.899
Red	0	0	0.000
Safety Car	0	0	0.000
FCY	0	0	0.000

# BMCRC - MRO Championships 2022 - Rnd 5 @ Cadwell Park

## ACU Team Green Junior Cup & Senior 300

### RACE 3 - STATISTICS

CLASS : J

21 Starters

#### Fastest Lap History

NO	NAME	LAP TIME	TIME OF DAY	LAP	VEHICLE
19	James O'MARA	1:46.519	12:37:24.453	2	Kawasaki NINJA 400
777	Maximus HARDY	1:44.826	12:39:09.639	3	Kawasaki NINJA 400
60	Lennon DOCHERTY	1:44.608	12:44:25.750	6	Kawasaki NINJA 400
60	Lennon DOCHERTY	1:44.247	12:46:09.997	7	Kawasaki NINJA 400
777	Maximus HARDY	1:43.747	12:46:10.204	7	Kawasaki NINJA 400

#### Leader History

NO	NAME	FROM LAP	LAPS LED	DISTANCE	VEHICLE
19	James O'MARA	1	2	4.36 miles	Kawasaki NINJA 400
777	Maximus HARDY	3	1	2.18 miles	Kawasaki NINJA 400
19	James O'MARA	4	2	4.36 miles	Kawasaki NINJA 400
60	Lennon DOCHERTY	6	2	4.36 miles	Kawasaki NINJA 400

# BMCRC - MRO Championships 2022 - Rnd 5 @ Cadwell Park

## ACU Team Green Junior Cup & Senior 300

### RACE 3 - STATISTICS

**CLASS : S**

11 Starters

#### Fastest Lap History

NO	NAME	LAP TIME	TIME OF DAY	LAP	VEHICLE
8	Phil ATKINSON	<b>1:46.476</b>	12:37:24.752	2	Kawasaki NINJA 400
8	Phil ATKINSON	<b>1:44.899</b>	12:39:09.640	3	Kawasaki NINJA 400
8	Phil ATKINSON	<b>1:44.767</b>	12:46:11.610	7	Kawasaki NINJA 400

#### Leader History

NO	NAME	FROM LAP	LAPS LED	DISTANCE	VEHICLE
8	Phil ATKINSON	1	7	15.26 miles	Kawasaki NINJA 400

# BMCRC - MRO Championships 2022 - Rnd 5 @ Cadwell Park



## ACU Team Green Junior Cup & Senior 300

### RACE 13 - GRID (7 Laps)



ROW 12	34	<b>23</b> Saskya BUSH	35	<b>0</b> Graeme HARDIE	36	<b>22</b> Greg STUBBERFIELD
ROW 11	31	1:58.383 <b>14</b> Maryann McCARTNEY	32	2:01.443 <b>4</b> Nigel FRANKLIN	33	<b>44</b> Sam GREEN
ROW 10	28	1:57.271 <b>69</b> Dan DEARING	29	1:57.336 <b>156</b> Jack WOLFF	30	1:57.449 <b>73</b> Jemma HANNAFORD
ROW 9	25	1:53.463 <b>70</b> Justin WHITE	26	1:53.586 <b>48</b> Kevin SABBARTON	27	1:53.968 <b>66</b> Mark SMITH
ROW 8	22	1:50.518 <b>32</b> Conor MURRAY	23	1:52.799 <b>18</b> George HIGGINS	24	1:53.431 <b>400</b> Stuart THURTLE
ROW 7	19	1:50.225 <b>191</b> Craig DANCE	20	1:50.446 <b>97</b> Ben PLATT	21	1:50.480 <b>10</b> Mike BRUNSDON
ROW 6	16	1:50.061 <b>58</b> Matthew WOOD	17	1:50.196 <b>55</b> Brandon BAKER	18	1:50.207 <b>99</b> Malvern MAY
ROW 5	13	1:49.538 <b>91</b> Sam HIRST	14	1:49.797 <b>95</b> Greg MARSHALL	15	1:50.027 <b>27</b> Felix DORLING
ROW 4	10	1:47.895 <b>311</b> Nathan-Ellis WARD	11	1:47.981 <b>31</b> Robbie PARK	12	1:48.660 <b>20</b> Jack MUIR
ROW 3	7	1:47.015 <b>34</b> Oliver ARBON	8	1:47.455 <b>125</b> Ben JOLLIFFE	9	1:47.566 <b>77</b> Joe WHITE
ROW 2	4	1:44.767 <b>8</b> Phil ATKINSON	5	1:44.813 <b>131</b> Dylan MELLOR	6	1:46.559 <b>35</b> Zack WESTON
ROW 1	1	1:43.747 <b>777</b> Maximus HARDY	2	1:44.247 <b>60</b> Lennon DOCHERTY	3	1:44.476 <b>19</b> James O'MARA
<b>Pole</b>						

Cadwell Park: 2.1800 miles

These results are provisional until the conclusion of any judicial and technical matters.

Clerk Of Course :	Stewards :	Timekeeper : Sarah Evans
-------------------	------------	--------------------------

Results can be found at [www.tsl-timing.com](http://www.tsl-timing.com)

Printed - 12:50 Saturday, 25 June 2022



# BMCRC - MRO Championships 2022 - Rnd 5 @ Cadwell Park

## ACU Team Green Junior Cup & Senior 300

### RACE 13 - CLASSIFICATION



# Kawasaki

POS	NO	CL	PIC NAME	ENTRY	LAPS	TIME	GAP	DIFF	MPH	BEST	ON
1	777	J	1 Maximus HARDY	Kawasaki NINJA 400 - DAD	7	12:20.690			74.16	1:44.614	3
2	19	J	2 James O'MARA	Kawasaki NINJA 400 - BRP Machining Ltd	7	12:27.303	6.613	6.613	73.51	1:45.234	2
3	131	J	3 Dylan MELLOR	Kawasaki NINJA 300 - BDS Motorcycles	7	12:27.440	6.750	0.137	73.49	1:45.472	2
4	8	S	1 Phil ATKINSON	Kawasaki NINJA 400 - ROSE MOT/Q Oil Treatment	7	12:27.876	7.186	0.436	73.45	1:45.478	7
5	34	J	4 Oliver ARBON	Kawasaki NINJA 400 - tt plumbing and heating	7	12:41.118	20.428	13.242	72.17	1:47.154	5
6	35	J	5 Zack WESTON	Kawasaki NINJA 400 - NW Racing	7	12:41.382	20.692	0.264	72.15	1:47.194	4
7	311	J	6 Nathan-Ellis WARD	Kawasaki NINJA 300 - Zipped up racing	7	12:41.406	20.716	0.024	72.15	1:47.192	6
8	31	J	7 Robbie PARK	Kawasaki NINJA - Mom	7	12:42.325	21.635	0.919	72.06	1:47.229	4
9	125	J	8 Ben JOLLIFFE	Kawasaki NINJA -	7	12:42.521	21.831	0.196	72.04	1:47.199	6
10	20	J	9 Jack MUIR	Kawasaki NINJA 400 -	7	12:48.138	27.448	5.617	71.51	1:48.172	4
11	91	J	10 Sam HIRST	Kawasaki NINJA - Valley Racing	7	12:51.072	30.382	2.934	71.24	1:47.885	7
12	77	J	11 Joe WHITE	Kawasaki NINJA 400 - Just In Graphics /MZ CONTF	7	12:53.529	32.839	2.457	71.02	1:48.546	3
13	97	J	12 Ben PLATT	Kawasaki NINJA 400 - adss ltd	7	12:59.836	39.146	6.307	70.44	1:49.476	3
14	95	J	13 Greg MARSHALL	Kawasaki NINJA 300 - Mum & Dad; HEL Performan	7	13:02.303	41.613	2.467	70.22	1:49.738	6
15	27	J	14 Felix DORLING	Kawasaki NINJA 400 - Kernow Controls	7	13:02.989	42.299	0.686	70.16	1:50.176	4
16	58	J	15 Matthew WOOD	Kawasaki NINJA 400 (JSS) -	7	13:03.331	42.641	0.342	70.13	1:49.776	4
17	32	S	2 Conor MURRAY	Kawasaki NINJA 300 -	7	13:04.390	43.700	1.059	70.03	1:50.256	5
18	10	S	3 Mike BRUNSDON	Kawasaki NINJA 400 - CF Fairford	7	13:06.174	45.484	1.784	69.87	1:49.785	7
19	44	J	16 Sam GREEN	Kawasaki NINJA 300 -	7	13:10.831	50.141	4.657	69.46	1:48.880	6
20	55	J	17 Brandon BAKER	Kawasaki NINJA 300 - K-66, ION.	7	13:14.823	54.133	3.992	69.11	1:51.397	5
21	191	J	18 Craig DANCE	Kawasaki NINJA 300 - 2 brothers scaffolding	7	13:19.298	58.608	4.475	68.73	1:49.997	7
22	18	J	19 George HIGGINS	Kawasaki NINJA 400 - Aztec Racing	7	13:21.450	1:00.760	2.152	68.54	1:52.320	3
23	99	S	4 Malvern MAY	Kawasaki NINJA 300 - IMP racing	7	13:21.953	1:01.263	0.503	68.50	1:52.072	3
24	70	S	5 Justin WHITE	Kawasaki NINJA 400 - Just In Graphics	7	13:23.268	1:02.578	1.315	68.39	1:51.945	2
25	400	S	6 Stuart THURTLIE	Kawasaki NINJA 400 - TeamTortoise Racing	7	13:36.120	1:15.430	12.852	67.31	1:54.575	2
26	66	S	7 Mark SMITH	Kawasaki NINJA 300 - MHP EXHAUST S	7	13:36.397	1:15.707	0.277	67.29	1:54.547	5
27	69	J	20 Dan DEARING	Kawasaki NINJA -	7	13:54.435	1:33.745	18.038	65.83	1:56.595	4
28	156	S	8 Jack WOLFF	Kawasaki NINJA 300 -	7	13:56.064	1:35.374	1.629	65.70	1:56.864	4
29	73	S	9 Jemma HANNAFORD	Kawasaki NINJA 300 -	7	14:10.386	1:49.696	14.322	64.60	1:58.733	6
30	14	J	21 Maryann MCCARTNEY	Kawasaki NINJA 300 - McCartney Racing	7	14:14.933	1:54.243	4.547	64.25	1:59.019	7
31	4	S	10 Nigel FRANKLIN	Kawasaki NINJA - Jane Franklin	7	14:16.452	1:55.762	1.519	64.14	1:59.968	6

#### NOT CLASSIFIED

DNF	48	S	Kevin SABBARTON	Kawasaki NINJA 300 -	6	11:43.515	1 Lap	1 Lap	66.93	1:53.440	6
DNF	60	J	Lennon DOCHERTY	Kawasaki NINJA 400 - Doc Fit Training	3	5:19.777	4 Laps	3 Laps	73.62	1:44.718	3

#### FASTEST LAP

777	J	Maximus HARDY	Kawasaki NINJA 400 - DAD	3	1:44.614	75.01 mph	120.73 kph
8	S	Phil ATKINSON	Kawasaki NINJA 400 - ROSE MOT/Q Oil Treatment	7	1:45.478	74.40 mph	119.74 kph

Class J - 92.5% of Race Speed = 68.59 mph  
 Class S - 92.5% of Race Speed = 67.94 mph

Race Distance: 7 Laps / 15.26 miles

Cadwell Park: 2.1800 miles

Weather / Track : Bright / Dry

These results are provisional until the conclusion of any judicial and technical matters.

Date: 25/06/2022 Start: 16:34 Finish: 16:46

Clerk Of Course :	Stewards :	Timekeeper : Sarah Evans
-------------------	------------	--------------------------

Results can be found at [www.tsl-timing.com](http://www.tsl-timing.com)

Printed - 16:50 Saturday, 25 June 2022



# BMCRC - MRO Championships 2022 - Rnd 5 @ Cadwell Park

## ACU Team Green Junior Cup & Senior 300

### RACE 13 - LAP CHART

#### LAP 1 @ 16:36:23.147

NO	BEHIND	LAP TIME
777		1:50.124
60	0.212	1:50.336
8	2.264	1:52.388
19	3.079	1:53.203
131	3.188	1:53.312
311	4.477	1:54.601
125	5.082	1:55.206
34	5.304	1:55.428
31	5.583	1:55.707
35	5.669	1:55.793
77	6.626	1:56.750
20	7.165	1:57.289
91	7.495	1:57.619
95	8.472	1:58.596
97	8.519	1:58.643
27	8.957	1:59.081
55	10.053	2:00.177
58	10.217	2:00.341
32	10.360	2:00.484
70	10.636	2:00.760
10	11.757	2:01.881
99	13.035	2:03.159
18	13.186	2:03.310
44	13.510	2:03.634
400	14.516	2:04.640
66	15.200	2:05.324
191	16.446	2:06.570
48	16.866	2:06.990
156	16.981	2:07.105
69	17.141	2:07.265
73	20.498	2:10.622
4	21.435	2:11.559
14	21.634	2:11.758

#### LAP 2 @ 16:38:07.801

NO	BEHIND	LAP TIME
777		1:44.654
60	0.281	1:44.723
19	3.659	1:45.234
8	3.824	1:46.214
131	4.006	1:45.472
311	7.064	1:47.241
125	7.866	1:47.438
34	8.142	1:47.492
35	8.320	1:47.305
31	9.496	1:48.567
77	10.950	1:48.978
20	11.219	1:48.708
91	11.635	1:48.794
95	14.529	1:50.711
97	14.619	1:50.754
27	14.900	1:50.597
58	15.343	1:49.780
32	16.554	1:50.848
70	17.927	1:51.945
55	18.696	1:53.297
10	18.827	1:51.724
44	20.890	1:52.034
18	21.767	1:53.235
99	22.282	1:53.901
400	24.437	1:54.575
66	25.420	1:54.874
191	27.921	1:56.129

Weather / Track : Bright / Dry

Results can be found at [www.tsl-timing.com](http://www.tsl-timing.com)

156	29.761	1:57.434
48	30.531	1:58.319
69	30.687	1:58.200
73	36.553	2:00.709
4	37.329	2:00.548
14	37.532	2:00.552

#### LAP 3 @ 16:39:52.415

NO	BEHIND	LAP TIME
777		1:44.614
60	0.385	1:44.718
19	4.443	1:45.398
8	4.824	1:45.614
131	4.866	1:45.474
311	9.895	1:47.445
34	11.401	1:47.873
125	12.020	1:48.768
35	12.156	1:48.450
31	12.920	1:48.038
77	14.882	1:48.546
20	14.921	1:48.316
91	15.749	1:48.728
97	19.481	1:49.476
27	20.850	1:50.564
95	21.649	1:51.734
58	22.072	1:51.343
32	22.724	1:50.784
10	26.624	1:52.411
70	26.694	1:53.381
55	26.902	1:52.820
44	27.191	1:50.915
18	29.473	1:52.320
99	29.740	1:52.072
400	34.974	1:55.151
66	35.358	1:54.552
191	35.693	1:52.386
48	41.728	1:55.811
156	42.648	1:57.501
69	43.195	1:57.122
73	52.096	2:00.157
4	54.404	2:01.689
14	54.591	2:01.673

#### LAP 4 @ 16:41:37.423

NO	BEHIND	LAP TIME
777		1:45.008
19	5.579	1:46.144
8	6.148	1:46.332
131	6.207	1:46.349
311	13.178	1:48.291
34	14.188	1:47.795
35	14.342	1:47.194
31	15.141	1:47.229
125	15.544	1:48.532
20	18.085	1:48.172
77	19.514	1:49.640
91	19.861	1:49.120
97	23.994	1:49.521
27	26.018	1:50.176
58	26.840	1:49.776
95	27.891	1:51.250
32	28.352	1:50.636
10	32.113	1:50.497
55	33.442	1:51.548
44	34.011	1:51.828

70	35.805	1:54.119
18	37.733	1:53.268
99	38.081	1:53.349
191	43.604	1:52.919
400	46.393	1:56.427
66	46.535	1:56.185
48	51.836	1:55.116
156	54.504	1:56.864
69	54.782	1:56.595
73	1:07.863	2:00.775
4	1:10.331	2:00.935
14	1:10.776	2:01.193

#### LAP 5 @ 16:43:22.761

NO	BEHIND	LAP TIME
777		1:45.338
19	6.410	1:46.169
131	6.572	1:45.703
8	6.897	1:46.087
34	16.004	1:47.154
311	16.268	1:48.428
35	16.378	1:47.374
31	17.243	1:47.440
125	17.814	1:47.608
20	21.558	1:48.811
77	23.998	1:49.822
91	24.266	1:49.743
97	28.205	1:49.549
27	31.622	1:50.942
58	32.572	1:51.070
95	32.736	1:50.183
32	33.270	1:50.256
10	36.569	1:49.794
44	38.364	1:49.691
55	39.501	1:51.397
70	44.571	1:54.104
18	45.396	1:53.001
99	45.646	1:52.903
191	49.080	1:50.814
66	55.744	1:54.547
400	56.354	1:55.299
48	1:00.337	1:53.839
156	1:06.976	1:57.810
69	1:07.323	1:57.879
73	1:21.716	1:59.191
4	1:25.720	2:00.727
14	1:25.910	2:00.472

#### LAP 6 @ 16:45:07.824

NO	BEHIND	LAP TIME
777		1:45.063
19	6.972	1:45.625
131	7.108	1:45.599
8	7.597	1:45.763
311	18.397	1:47.192
34	18.839	1:47.898
35	18.993	1:47.678
31	19.597	1:47.417
125	19.950	1:47.199
20	24.842	1:48.347
77	28.142	1:49.207
91	28.386	1:49.183
97	34.045	1:50.903
95	37.411	1:49.738
27	37.905	1:51.346

58	38.339	1:50.830
32	39.090	1:50.883
10	41.588	1:50.082
44	42.181	1:48.880
55	47.030	1:52.592
18	53.526	1:53.193
191	54.500	1:50.483
70	54.536	1:55.028
99	54.693	1:54.110
66	1:06.451	1:55.770
400	1:06.498	1:55.207
48	1:08.714	1:53.440
156	1:20.791	1:58.878
69	1:21.238	1:58.978
73	1:35.386	1:58.733
4	1:40.625	1:59.968
14	1:41.113	2:00.266

#### LAP 7 @ 16:46:53.713

NO	BEHIND	LAP TIME
777		1:45.889
19	6.613	1:45.530
131	6.750	1:45.531
8	7.186	1:45.478
34	20.428	1:47.478
35	20.692	1:47.588
311	20.716	1:48.208
31	21.635	1:47.927
125	21.831	1:47.770
20	27.448	1:48.495
91	30.382	1:47.885
77	32.839	1:50.586
97	39.146	1:50.990
95	41.613	1:50.091
27	42.299	1:50.283
58	42.641	1:50.191
32	43.700	1:50.499
10	45.484	1:49.785
44	50.141	1:53.849
55	54.133	1:52.992
191	58.608	1:49.997
18	1:00.760	1:53.123
99	1:01.263	1:52.459
70	1:02.578	1:53.931
400	1:15.430	1:54.821
66	1:15.707	1:55.145
69	1:33.745	1:58.396
156	1:35.374	2:00.472
73	1:49.696	2:00.199
14	1:54.243	1:59.019
4	1:55.762	2:01.026

Cadwell Park: 2.1800 miles  
Date: 25/06/2022 Start: 16:34 Finish: 16:46

Printed - 16:51 Saturday, 25 June 2022

# BMCRC - MRO Championships 2022 - Rnd 5 @ Cadwell Park

## ACU Team Green Junior Cup & Senior 300

### RACE 13 - SECTOR ANALYSIS



SECTOR 1 = FL to I1, SECTOR 2 = I1 to FL, DIFF = Difference To Personal Best Lap, P = Crossed Finish Line in Pit Lane, D = Time Disallowed

P1 777 J		Maximus HARDY		Kawasaki NINJA 400 - DAD		
IDEAL LAP TIME : 1:44.585		BEST LAP TIME : 1:44.614		DIFFERENCE : 0.029		
LAP	SECTOR 1	SECTOR 2	LAP TIME	MPH	DIFF	TIME OF DAY
1 -		43.059	1:50.124	71.26	5.510	16:36:23.147
2 -	<b>1:01.635</b>	43.019	1:44.654 (2)	74.99	0.040	16:38:07.801
3 -	1:01.664	<b>42.950</b>	<b>1:44.614 (1)</b>	<b>75.01</b>		<b>16:39:52.415</b>
4 -	1:02.002	43.006	1:45.008 (3)	74.73	0.394	16:41:37.423
5 -	1:01.987	43.351	1:45.338	74.50	0.724	16:43:22.761
6 -	1:01.859	43.204	1:45.063	74.69	0.449	16:45:07.824
7 -	1:02.025	43.864	1:45.889	74.11	1.275	16:46:53.713

P2 19 J		James O'MARA		Kawasaki NINJA 400 - BRP Machining Ltd		
IDEAL LAP TIME : 1:45.027		BEST LAP TIME : 1:45.234		DIFFERENCE : 0.207		
LAP	SECTOR 1	SECTOR 2	LAP TIME	MPH	DIFF	TIME OF DAY
1 -		44.149	1:53.203	69.32	7.969	16:36:26.226
2 -	<b>1:01.315</b>	43.919	<b>1:45.234 (1)</b>	<b>74.57</b>		<b>16:38:11.460</b>
3 -	1:01.686	<b>43.712</b>	1:45.398 (2)	74.46	0.164	16:39:56.858
4 -	1:02.059	44.085	1:46.144	73.93	0.910	16:41:43.002
5 -	1:02.253	43.916	1:46.169	73.92	0.935	16:43:29.171
6 -	1:01.868	43.757	1:45.625	74.30	0.391	16:45:14.796
7 -	1:01.689	43.841	1:45.530 (3)	74.36	0.296	16:47:00.326

P3 131 J		Dylan MELLOR		Kawasaki NINJA 300 - BDS Motorcycles		
IDEAL LAP TIME : 1:45.012		BEST LAP TIME : 1:45.472		DIFFERENCE : 0.460		
LAP	SECTOR 1	SECTOR 2	LAP TIME	MPH	DIFF	TIME OF DAY
1 -		44.165	1:53.312	69.26	7.840	16:36:26.335
2 -	<b>1:01.575</b>	43.897	<b>1:45.472 (1)</b>	<b>74.40</b>		<b>16:38:11.807</b>
3 -	1:02.005	43.469	1:45.474 (2)	74.40	0.002	16:39:57.281
4 -	1:02.515	43.834	1:46.349	73.79	0.877	16:41:43.630
5 -	1:02.266	<b>43.437</b>	1:45.703	74.24	0.231	16:43:29.333
6 -	1:01.949	43.650	1:45.599	74.31	0.127	16:45:14.932
7 -	1:01.919	43.612	1:45.531 (3)	74.36	0.059	16:47:00.463

P4 8 S		Phil ATKINSON		Kawasaki NINJA 400 - ROSE MOT/Q Oil Treatments		
IDEAL LAP TIME : 1:45.468		BEST LAP TIME : 1:45.478		DIFFERENCE : 0.010		
LAP	SECTOR 1	SECTOR 2	LAP TIME	MPH	DIFF	TIME OF DAY
1 -		<b>43.709</b>	1:52.388	69.82	6.910	16:36:25.411
2 -	1:02.312	43.902	1:46.214	73.88	0.736	16:38:11.625
3 -	1:01.890	43.724	1:45.614 (2)	74.30	0.136	16:39:57.239
4 -	1:02.391	43.941	1:46.332	73.80	0.854	16:41:43.571
5 -	1:02.116	43.971	1:46.087	73.97	0.609	16:43:29.658
6 -	1:01.894	43.869	1:45.763 (3)	74.20	0.285	16:45:15.421
7 -	<b>1:01.759</b>	43.719	<b>1:45.478 (1)</b>	<b>74.40</b>		<b>16:47:00.899</b>

P5 34 J		Oliver ARBON		Kawasaki NINJA 400 - tt plumbing and heating		
IDEAL LAP TIME : 1:46.977		BEST LAP TIME : 1:47.154		DIFFERENCE : 0.177		
LAP	SECTOR 1	SECTOR 2	LAP TIME	MPH	DIFF	TIME OF DAY
1 -		46.489	1:55.428	67.99	8.274	16:36:28.451
2 -	1:02.946	<b>44.546</b>	1:47.492 (3)	73.01	0.338	16:38:15.943
3 -	1:03.074	44.799	1:47.873	72.75	0.719	16:40:03.816
4 -	1:03.041	44.754	1:47.795	72.80	0.641	16:41:51.611
5 -	<b>1:02.431</b>	44.723	<b>1:47.154 (1)</b>	<b>73.24</b>		<b>16:43:38.765</b>
6 -	1:03.340	44.558	1:47.898	72.73	0.744	16:45:26.663
7 -	1:02.914	44.564	1:47.478 (2)	73.02	0.324	16:47:14.141



# BMCRC - MRO Championships 2022 - Rnd 5 @ Cadwell Park

## ACU Team Green Junior Cup & Senior 300

### RACE 13 - SECTOR ANALYSIS



SECTOR 1 = FL to I1, SECTOR 2 = I1 to FL, DIFF = Difference To Personal Best Lap, P = Crossed Finish Line in Pit Lane, D = Time Disallowed

P6		35 J		Zack WESTON		Kawasaki NINJA 400 - NW Racing	
IDEAL LAP TIME : 1:46.833		BEST LAP TIME : 1:47.194		DIFFERENCE : 0.361			
LAP	SECTOR 1	SECTOR 2	LAP TIME	MPH	DIFF	TIME OF DAY	
1 -		45.358	1:55.793	67.77	8.599	16:36:28.816	
2 -	1:02.881	44.424	1:47.305 (2)	73.13	0.111	16:38:16.121	
3 -	1:03.415	45.035	1:48.450	72.36	1.256	16:40:04.571	
4 -	<b>1:02.526</b>	44.668	<b>1:47.194 (1)</b>	<b>73.21</b>		<b>16:41:51.765</b>	
5 -	1:02.901	44.473	1:47.374 (3)	73.09	0.180	16:43:39.139	
6 -	1:03.371	<b>44.307</b>	1:47.678	72.88	0.484	16:45:26.817	
7 -	1:03.046	44.542	1:47.588	72.94	0.394	16:47:14.405	

P7		311 J		Nathan-Ellis WARD		Kawasaki NINJA 300 - Zipped up racing	
IDEAL LAP TIME : 1:47.112		BEST LAP TIME : 1:47.192		DIFFERENCE : 0.080			
LAP	SECTOR 1	SECTOR 2	LAP TIME	MPH	DIFF	TIME OF DAY	
1 -		45.111	1:54.601	68.48	7.409	16:36:27.624	
2 -	1:03.092	<b>44.149</b>	1:47.241 (2)	73.18	0.049	16:38:14.865	
3 -	<b>1:02.963</b>	44.482	1:47.445 (3)	73.04	0.253	16:40:02.310	
4 -	1:03.823	44.468	1:48.291	72.47	1.099	16:41:50.601	
5 -	1:03.662	44.766	1:48.428	72.38	1.236	16:43:39.029	
6 -	1:02.990	44.202	<b>1:47.192 (1)</b>	<b>73.21</b>		<b>16:45:26.221</b>	
7 -	1:03.651	44.557	1:48.208	72.52	1.016	16:47:14.429	

P8		31 J		Robbie PARK		Kawasaki NINJA - Mom	
IDEAL LAP TIME : 1:47.066		BEST LAP TIME : 1:47.229		DIFFERENCE : 0.163			
LAP	SECTOR 1	SECTOR 2	LAP TIME	MPH	DIFF	TIME OF DAY	
1 -		45.699	1:55.707	67.82	8.478	16:36:28.730	
2 -	1:03.603	44.964	1:48.567	72.28	1.338	16:38:17.297	
3 -	1:02.941	45.097	1:48.038	72.64	0.809	16:40:05.335	
4 -	<b>1:02.383</b>	44.846	<b>1:47.229 (1)</b>	<b>73.18</b>		<b>16:41:52.564</b>	
5 -	1:02.450	44.990	1:47.440 (3)	73.04	0.211	16:43:40.004	
6 -	1:02.734	<b>44.683</b>	1:47.417 (2)	73.06	0.188	16:45:27.421	
7 -	1:02.748	45.179	1:47.927	72.71	0.698	16:47:15.348	

P9		125 J		Ben JOLLIFFE		Kawasaki NINJA -	
IDEAL LAP TIME : 1:46.946		BEST LAP TIME : 1:47.199		DIFFERENCE : 0.253			
LAP	SECTOR 1	SECTOR 2	LAP TIME	MPH	DIFF	TIME OF DAY	
1 -		45.460	1:55.206	68.12	8.007	16:36:28.229	
2 -	1:02.913	44.525	1:47.438 (2)	73.04	0.239	16:38:15.667	
3 -	1:03.466	45.302	1:48.768	72.15	1.569	16:40:04.435	
4 -	1:03.562	44.970	1:48.532	72.31	1.333	16:41:52.967	
5 -	1:03.176	44.432	1:47.608 (3)	72.93	0.409	16:43:40.575	
6 -	1:02.867	<b>44.332</b>	<b>1:47.199 (1)</b>	<b>73.21</b>		<b>16:45:27.774</b>	
7 -	<b>1:02.614</b>	45.156	1:47.770	72.82	0.571	16:47:15.544	

P10		20 J		Jack MUIR		Kawasaki NINJA 400 -	
IDEAL LAP TIME : 1:47.749		BEST LAP TIME : 1:48.172		DIFFERENCE : 0.423			
LAP	SECTOR 1	SECTOR 2	LAP TIME	MPH	DIFF	TIME OF DAY	
1 -		45.626	1:57.289	66.91	9.117	16:36:30.312	
2 -	1:02.900	45.808	1:48.708	72.19	0.536	16:38:19.020	
3 -	1:03.053	45.263	1:48.316 (2)	72.45	0.144	16:40:07.336	
4 -	<b>1:02.823</b>	45.349	<b>1:48.172 (1)</b>	<b>72.55</b>		<b>16:41:55.508</b>	
5 -	1:03.885	<b>44.926</b>	1:48.811	72.12	0.639	16:43:44.319	
6 -	1:03.280	45.067	1:48.347 (3)	72.43	0.175	16:45:32.666	
7 -	1:03.532	44.963	1:48.495	72.33	0.323	16:47:21.161	

# BMCRC - MRO Championships 2022 - Rnd 5 @ Cadwell Park

## ACU Team Green Junior Cup & Senior 300

### RACE 13 - SECTOR ANALYSIS



SECTOR 1 = FL to I1, SECTOR 2 = I1 to FL, DIFF = Difference To Personal Best Lap, P = Crossed Finish Line in Pit Lane, D = Time Disallowed

P11 91 J Sam HIRST		Kawasaki NINJA - Valley Racing				
IDEAL LAP TIME : 1:47.885		BEST LAP TIME : 1:47.885		DIFFERENCE : 0.000		
LAP	SECTOR 1	SECTOR 2	LAP TIME	MPH	DIFF	TIME OF DAY
1 -		46.044	1:57.619	66.72	9.734	16:36:30.642
2 -	1:03.759	45.035	1:48.794 (3)	72.13	0.909	16:38:19.436
3 -	1:03.591	45.137	1:48.728 (2)	72.18	0.843	16:40:08.164
4 -	1:03.551	45.569	1:49.120	71.92	1.235	16:41:57.284
5 -	1:03.606	46.137	1:49.743	71.51	1.858	16:43:47.027
6 -	1:03.507	45.676	1:49.183	71.87	1.298	16:45:36.210
7 -	<b>1:03.319</b>	<b>44.566</b>	<b>1:47.885 (1)</b>	<b>72.74</b>		<b>16:47:24.095</b>

P12 77 J Joe WHITE		Kawasaki NINJA 400 - Just In Graphics /MZ CONTRACTS/ Silver				
IDEAL LAP TIME : 1:48.429		BEST LAP TIME : 1:48.546		DIFFERENCE : 0.117		
LAP	SECTOR 1	SECTOR 2	LAP TIME	MPH	DIFF	TIME OF DAY
1 -		<b>45.684</b>	1:56.750	67.22	8.204	16:36:29.773
2 -	1:03.117	45.861	1:48.978 (2)	72.01	0.432	16:38:18.751
3 -	<b>1:02.745</b>	45.801	<b>1:48.546 (1)</b>	<b>72.30</b>		<b>16:40:07.297</b>
4 -	1:03.511	46.129	1:49.640	71.58	1.094	16:41:56.937
5 -	1:03.754	46.068	1:49.822	71.46	1.276	16:43:46.759
6 -	1:03.309	45.898	1:49.207 (3)	71.86	0.661	16:45:35.966
7 -	1:04.190	46.396	1:50.586	70.96	2.040	16:47:26.552

P13 97 J Ben PLATT		Kawasaki NINJA 400 - adss ltd				
IDEAL LAP TIME : 1:49.325		BEST LAP TIME : 1:49.476		DIFFERENCE : 0.151		
LAP	SECTOR 1	SECTOR 2	LAP TIME	MPH	DIFF	TIME OF DAY
1 -		46.331	1:58.643	66.14	9.167	16:36:31.666
2 -	1:04.843	45.911	1:50.754	70.86	1.278	16:38:22.420
3 -	<b>1:04.194</b>	45.282	<b>1:49.476 (1)</b>	<b>71.68</b>		<b>16:40:11.896</b>
4 -	1:04.390	<b>45.131</b>	1:49.521 (2)	71.65	0.045	16:42:01.417
5 -	1:04.358	45.191	1:49.549 (3)	71.63	0.073	16:43:50.966
6 -	1:05.294	45.609	1:50.903	70.76	1.427	16:45:41.869
7 -	1:05.330	45.660	1:50.990	70.70	1.514	16:47:32.859

P14 95 J Greg MARSHALL		Kawasaki NINJA 300 - Mum & Dad; HEL Performance				
IDEAL LAP TIME : 1:49.654		BEST LAP TIME : 1:49.738		DIFFERENCE : 0.084		
LAP	SECTOR 1	SECTOR 2	LAP TIME	MPH	DIFF	TIME OF DAY
1 -		46.534	1:58.596	66.17	8.858	16:36:31.619
2 -	1:04.468	46.243	1:50.711	70.88	0.973	16:38:22.330
3 -	1:05.628	46.106	1:51.734	70.23	1.996	16:40:14.064
4 -	1:05.013	46.237	1:51.250	70.54	1.512	16:42:05.314
5 -	1:03.895	46.288	1:50.183 (3)	71.22	0.445	16:43:55.497
6 -	<b>1:03.759</b>	45.979	<b>1:49.738 (1)</b>	<b>71.51</b>		<b>16:45:45.235</b>
7 -	1:04.196	<b>45.895</b>	1:50.091 (2)	71.28	0.353	16:47:35.326

P15 27 J Felix DORLING		Kawasaki NINJA 400 - Kernow Controls				
IDEAL LAP TIME : 1:49.779		BEST LAP TIME : 1:50.176		DIFFERENCE : 0.397		
LAP	SECTOR 1	SECTOR 2	LAP TIME	MPH	DIFF	TIME OF DAY
1 -		46.326	1:59.081	65.90	8.905	16:36:32.104
2 -	1:04.718	45.879	1:50.597	70.96	0.421	16:38:22.701
3 -	1:04.853	45.711	1:50.564 (3)	70.98	0.388	16:40:13.265
4 -	<b>1:04.458</b>	45.718	<b>1:50.176 (1)</b>	<b>71.23</b>		<b>16:42:03.441</b>
5 -	1:05.258	45.684	1:50.942	70.74	0.766	16:43:54.383
6 -	1:05.349	45.997	1:51.346	70.48	1.170	16:45:45.729
7 -	1:04.962	<b>45.321</b>	1:50.283 (2)	71.16	0.107	16:47:36.012

# BMCRC - MRO Championships 2022 - Rnd 5 @ Cadwell Park

## ACU Team Green Junior Cup & Senior 300

### RACE 13 - SECTOR ANALYSIS



SECTOR 1 = FL to I1, SECTOR 2 = I1 to FL, DIFF = Difference To Personal Best Lap, P = Crossed Finish Line in Pit Lane, D = Time Disallowed

<b>P16</b>	<b>58 J</b>	<b>Matthew WOOD</b>	Kawasaki NINJA 400 (JSS) -			
IDEAL LAP TIME : 1:49.438		BEST LAP TIME : 1:49.776	DIFFERENCE : 0.338			

LAP	SECTOR 1	SECTOR 2	LAP TIME	MPH	DIFF	TIME OF DAY
1 -		46.701	2:00.341	65.21	10.565	16:36:33.364
2 -	1:04.227	45.553	1:49.780 (2)	71.48	0.004	16:38:23.144
3 -	1:05.082	46.261	1:51.343	70.48	1.567	16:40:14.487
<b>4 -</b>	<b>1:04.064</b>	45.712	<b>1:49.776 (1)</b>	<b>71.49</b>		<b>16:42:04.263</b>
5 -	1:05.056	46.014	1:51.070	70.65	1.294	16:43:55.333
6 -	1:05.290	45.540	1:50.830	70.81	1.054	16:45:46.163
7 -	1:04.817	<b>45.374</b>	1:50.191 (3)	71.22	0.415	16:47:36.354

<b>P17</b>	<b>32 S</b>	<b>Conor MURRAY</b>	Kawasaki NINJA 300 -			
IDEAL LAP TIME : 1:50.177		BEST LAP TIME : 1:50.256	DIFFERENCE : 0.079			

LAP	SECTOR 1	SECTOR 2	LAP TIME	MPH	DIFF	TIME OF DAY
1 -		46.591	2:00.484	65.13	10.228	16:36:33.507
2 -	1:04.757	46.091	1:50.848	70.80	0.592	16:38:24.355
3 -	1:04.857	45.927	1:50.784	70.84	0.528	16:40:15.139
4 -	1:04.809	45.827	1:50.636 (3)	70.93	0.380	16:42:05.775
<b>5 -</b>	<b>1:04.574</b>	<b>45.682</b>	<b>1:50.256 (1)</b>	<b>71.18</b>		<b>16:43:56.031</b>
6 -	1:04.920	45.963	1:50.883	70.77	0.627	16:45:46.914
7 -	<b>1:04.495</b>	46.004	1:50.499 (2)	71.02	0.243	16:47:37.413

<b>P18</b>	<b>10 S</b>	<b>Mike BRUNSDON</b>	Kawasaki NINJA 400 - CF Fairford			
IDEAL LAP TIME : 1:49.535		BEST LAP TIME : 1:49.785	DIFFERENCE : 0.250			

LAP	SECTOR 1	SECTOR 2	LAP TIME	MPH	DIFF	TIME OF DAY
1 -		46.750	2:01.881	64.39	12.096	16:36:34.904
2 -	1:04.345	47.379	1:51.724	70.24	1.939	16:38:26.628
3 -	1:05.708	46.703	1:52.411	69.81	2.626	16:40:19.039
4 -	1:04.585	45.912	1:50.497	71.02	0.712	16:42:09.536
5 -	<b>1:04.046</b>	45.748	1:49.794 (2)	71.47	0.009	16:43:59.330
6 -	1:04.593	<b>45.489</b>	1:50.082 (3)	71.29	0.297	16:45:49.412
7 -	1:04.277	45.508	<b>1:49.785 (1)</b>	<b>71.48</b>		<b>16:47:39.197</b>

<b>P19</b>	<b>44 J</b>	<b>Sam GREEN</b>	Kawasaki NINJA 300 -			
IDEAL LAP TIME : 1:48.880		BEST LAP TIME : 1:48.880	DIFFERENCE : 0.000			

LAP	SECTOR 1	SECTOR 2	LAP TIME	MPH	DIFF	TIME OF DAY
1 -		47.245	2:03.634	63.47	14.754	16:36:36.657
2 -	1:05.264	46.770	1:52.034	70.05	3.154	16:38:28.691
3 -	1:04.479	46.436	1:50.915 (3)	70.75	2.035	16:40:19.606
4 -	1:05.378	46.450	1:51.828	70.17	2.948	16:42:11.434
5 -	1:04.136	45.555	1:49.691 (2)	71.54	0.811	16:44:01.125
<b>6 -</b>	<b>1:03.512</b>	<b>45.368</b>	<b>1:48.880 (1)</b>	<b>72.07</b>		<b>16:45:50.005</b>
7 -	1:05.182	48.667	1:53.849	68.93	4.969	16:47:43.854

<b>P20</b>	<b>55 J</b>	<b>Brandon BAKER</b>	Kawasaki NINJA 300 - K-66, ION.			
IDEAL LAP TIME : 1:51.386		BEST LAP TIME : 1:51.397	DIFFERENCE : 0.011			

LAP	SECTOR 1	SECTOR 2	LAP TIME	MPH	DIFF	TIME OF DAY
1 -		46.925	2:00.177	65.30	8.780	16:36:33.200
2 -	1:05.424	47.873	1:53.297	69.26	1.900	16:38:26.497
3 -	1:05.801	47.019	1:52.820	69.56	1.423	16:40:19.317
4 -	<b>1:05.312</b>	46.236	1:51.548 (2)	70.35	0.151	16:42:10.865
<b>5 -</b>	<b>1:05.323</b>	<b>46.074</b>	<b>1:51.397 (1)</b>	<b>70.45</b>		<b>16:44:02.262</b>
6 -	1:06.123	46.469	1:52.592 (3)	69.70	1.195	16:45:54.854
7 -	1:06.376	46.616	1:52.992	69.45	1.595	16:47:47.846

# BMCRC - MRO Championships 2022 - Rnd 5 @ Cadwell Park

## ACU Team Green Junior Cup & Senior 300

### RACE 13 - SECTOR ANALYSIS



SECTOR 1 = FL to I1, SECTOR 2 = I1 to FL, DIFF = Difference To Personal Best Lap, P = Crossed Finish Line in Pit Lane, D = Time Disallowed

P21 191 J		Craig DANCE		Kawasaki NINJA 300 - 2 brothers scaffolding		
IDEAL LAP TIME : 1:49.997		BEST LAP TIME : 1:49.997		DIFFERENCE : 0.000		
LAP	SECTOR 1	SECTOR 2	LAP TIME	MPH	DIFF	TIME OF DAY
1 -		51.759	2:06.570	62.00	16.573	16:36:39.593
2 -	1:08.997	47.132	1:56.129	67.58	6.132	16:38:35.722
3 -	1:05.751	46.635	1:52.386	69.83	2.389	16:40:28.108
4 -	1:06.196	46.723	1:52.919	69.50	2.922	16:42:21.027
5 -	1:04.937	45.877	1:50.814 (3)	70.82	0.817	16:44:11.841
6 -	1:05.008	45.475	1:50.483 (2)	71.03	0.486	16:46:02.324
7 -	<b>1:04.567</b>	<b>45.430</b>	<b>1:49.997 (1)</b>	<b>71.34</b>		<b>16:47:52.321</b>

P22 18 J		George HIGGINS		Kawasaki NINJA 400 - Aztec Racing		
IDEAL LAP TIME : 1:52.320		BEST LAP TIME : 1:52.320		DIFFERENCE : 0.000		
LAP	SECTOR 1	SECTOR 2	LAP TIME	MPH	DIFF	TIME OF DAY
1 -		47.436	2:03.310	63.64	10.990	16:36:36.333
2 -	1:06.297	46.938	1:53.235	69.30	0.915	16:38:29.568
3 -	<b>1:05.637</b>	<b>46.683</b>	<b>1:52.320 (1)</b>	<b>69.87</b>		<b>16:40:21.888</b>
4 -	1:06.137	47.131	1:53.268	69.28	0.948	16:42:15.156
5 -	1:06.032	46.969	1:53.001 (2)	69.45	0.681	16:44:08.157
6 -	1:06.119	47.074	1:53.193	69.33	0.873	16:46:01.350
7 -	1:06.258	46.865	1:53.123 (3)	69.37	0.803	16:47:54.473

P23 99 S		Malvern MAY		Kawasaki NINJA 300 - IMP racing		
IDEAL LAP TIME : 1:52.072		BEST LAP TIME : 1:52.072		DIFFERENCE : 0.000		
LAP	SECTOR 1	SECTOR 2	LAP TIME	MPH	DIFF	TIME OF DAY
1 -		46.965	2:03.159	63.72	11.087	16:36:36.182
2 -	1:06.898	47.003	1:53.901	68.90	1.829	16:38:30.083
3 -	<b>1:05.684</b>	<b>46.388</b>	<b>1:52.072 (1)</b>	<b>70.02</b>		<b>16:40:22.155</b>
4 -	1:06.114	47.235	1:53.349	69.23	1.277	16:42:15.504
5 -	1:06.034	46.869	1:52.903 (3)	69.51	0.831	16:44:08.407
6 -	1:06.453	47.657	1:54.110	68.77	2.038	16:46:02.517
7 -	1:06.014	46.445	1:52.459 (2)	69.78	0.387	16:47:54.976

P24 70 S		Justin WHITE		Kawasaki NINJA 400 - Just In Graphics		
IDEAL LAP TIME : 1:51.781		BEST LAP TIME : 1:51.945		DIFFERENCE : 0.164		
LAP	SECTOR 1	SECTOR 2	LAP TIME	MPH	DIFF	TIME OF DAY
1 -		<b>46.467</b>	2:00.760	64.98	8.815	16:36:33.783
2 -	<b>1:05.314</b>	46.631	<b>1:51.945 (1)</b>	<b>70.10</b>		<b>16:38:25.728</b>
3 -	1:05.907	47.474	1:53.381 (2)	69.21	1.436	16:40:19.109
4 -	1:06.668	47.451	1:54.119	68.77	2.174	16:42:13.228
5 -	1:06.499	47.605	1:54.104	68.77	2.159	16:44:07.332
6 -	1:07.298	47.730	1:55.028	68.22	3.083	16:46:02.360
7 -	1:06.677	47.254	1:53.931 (3)	68.88	1.986	16:47:56.291

P25 400 S		Stuart THURTLÉ		Kawasaki NINJA 400 - TeamTortoise Racing		
IDEAL LAP TIME : 1:53.986		BEST LAP TIME : 1:54.575		DIFFERENCE : 0.589		
LAP	SECTOR 1	SECTOR 2	LAP TIME	MPH	DIFF	TIME OF DAY
1 -		47.939	2:04.640	62.96	10.065	16:36:37.663
2 -	<b>1:06.486</b>	48.089	<b>1:54.575 (1)</b>	<b>68.49</b>		<b>16:38:32.238</b>
3 -	1:07.014	48.137	1:55.151 (3)	68.15	0.576	16:40:27.389
4 -	1:07.914	48.513	1:56.427	67.40	1.852	16:42:23.816
5 -	1:07.799	<b>47.500</b>	1:55.299	68.06	0.724	16:44:19.115
6 -	1:07.549	47.658	1:55.207	68.12	0.632	16:46:14.322
7 -	1:06.756	48.065	1:54.821 (2)	68.35	0.246	16:48:09.143

# BMCRC - MRO Championships 2022 - Rnd 5 @ Cadwell Park

## ACU Team Green Junior Cup & Senior 300

### RACE 13 - SECTOR ANALYSIS



SECTOR 1 = FL to I1, SECTOR 2 = I1 to FL, DIFF = Difference To Personal Best Lap, P = Crossed Finish Line in Pit Lane, D = Time Disallowed

P26 66 S		Mark SMITH		Kawasaki NINJA 300 - MHP EXHAUST'S			
IDEAL LAP TIME : 1:54.212		BEST LAP TIME : 1:54.547		DIFFERENCE : 0.335			
LAP	SECTOR 1	SECTOR 2	LAP TIME	MPH	DIFF	TIME OF DAY	
1 -		48.274	2:05.324	62.62	10.777	16:36:38.347	
2 -	<b>1:06.717</b>	48.157	1:54.874 (3)	68.31	0.327	16:38:33.221	
3 -	1:07.057	<b>47.495</b>	1:54.552 (2)	68.51	0.005	16:40:27.773	
4 -	1:08.099	48.086	1:56.185	67.54	1.638	16:42:23.958	
5 -	1:06.940	47.607	<b>1:54.547 (1)</b>	<b>68.51</b>		<b>16:44:18.505</b>	
6 -	1:07.802	47.968	1:55.770	67.79	1.223	16:46:14.275	
7 -	1:07.560	47.585	1:55.145	68.15	0.598	16:48:09.420	

P27 69 J		Dan DEARING		Kawasaki NINJA -			
IDEAL LAP TIME : 1:56.308		BEST LAP TIME : 1:56.595		DIFFERENCE : 0.287			
LAP	SECTOR 1	SECTOR 2	LAP TIME	MPH	DIFF	TIME OF DAY	
1 -		<b>48.163</b>	2:07.265	61.66	10.670	16:36:40.288	
2 -	1:09.358	48.842	1:58.200	66.39	1.605	16:38:38.488	
3 -	1:08.313	48.809	1:57.122 (2)	67.00	0.527	16:40:35.610	
4 -	<b>1:08.145</b>	48.450	<b>1:56.595 (1)</b>	<b>67.31</b>		<b>16:42:32.205</b>	
5 -	1:08.968	48.911	1:57.879 (3)	66.57	1.284	16:44:30.084	
6 -	1:09.558	49.420	1:58.978	65.96	2.383	16:46:29.062	
7 -	1:09.648	48.748	1:58.396	66.28	1.801	16:48:27.458	

P28 156 S		Jack WOLFF		Kawasaki NINJA 300 -			
IDEAL LAP TIME : 1:56.362		BEST LAP TIME : 1:56.864		DIFFERENCE : 0.502			
LAP	SECTOR 1	SECTOR 2	LAP TIME	MPH	DIFF	TIME OF DAY	
1 -		48.915	2:07.105	61.74	10.241	16:36:40.128	
2 -	1:08.931	<b>48.503</b>	1:57.434 (2)	66.82	0.570	16:38:37.562	
3 -	1:08.921	48.580	1:57.501 (3)	66.79	0.637	16:40:35.063	
4 -	<b>1:07.859</b>	49.005	<b>1:56.864 (1)</b>	<b>67.15</b>		<b>16:42:31.927</b>	
5 -	1:08.882	48.928	1:57.810	66.61	0.946	16:44:29.737	
6 -	1:09.686	49.192	1:58.878	66.01	2.014	16:46:28.615	
7 -	1:11.628	48.844	2:00.472	65.14	3.608	16:48:29.087	

P29 73 S		Jemma HANNAFORD		Kawasaki NINJA 300 -			
IDEAL LAP TIME : 1:58.610		BEST LAP TIME : 1:58.733		DIFFERENCE : 0.123			
LAP	SECTOR 1	SECTOR 2	LAP TIME	MPH	DIFF	TIME OF DAY	
1 -		51.820	2:10.622	60.08	11.889	16:36:43.645	
2 -	1:09.422	51.287	2:00.709	65.01	1.976	16:38:44.354	
3 -	1:10.405	<b>49.752</b>	2:00.157 (3)	65.31	1.424	16:40:44.511	
4 -	1:10.220	50.555	2:00.775	64.98	2.042	16:42:45.286	
5 -	1:09.429	49.762	1:59.191 (2)	65.84	0.458	16:44:44.477	
6 -	<b>1:08.858</b>	49.875	<b>1:58.733 (1)</b>	<b>66.09</b>		<b>16:46:43.210</b>	
7 -	1:10.056	50.143	2:00.199	65.29	1.466	16:48:43.409	

P30 14 J		Maryann McCARTNEY		Kawasaki NINJA 300 - McCartney Racing			
IDEAL LAP TIME : 1:58.588		BEST LAP TIME : 1:59.019		DIFFERENCE : 0.431			
LAP	SECTOR 1	SECTOR 2	LAP TIME	MPH	DIFF	TIME OF DAY	
1 -		50.820	2:11.758	59.56	12.739	16:36:44.781	
2 -	1:10.717	49.835	2:00.552	65.10	1.533	16:38:45.333	
3 -	1:11.514	50.159	2:01.673	64.50	2.654	16:40:47.006	
4 -	1:10.674	50.519	2:01.193	64.75	2.174	16:42:48.199	
5 -	1:10.826	49.646	2:00.472 (3)	65.14	1.453	16:44:48.671	
6 -	1:11.409	<b>48.857</b>	2:00.266 (2)	65.25	1.247	16:46:48.937	
7 -	<b>1:09.731</b>	49.288	<b>1:59.019 (1)</b>	<b>65.93</b>		<b>16:48:47.956</b>	

# BMCRC - MRO Championships 2022 - Rnd 5 @ Cadwell Park

## ACU Team Green Junior Cup & Senior 300

### RACE 13 - SECTOR ANALYSIS



SECTOR 1 = FL to I1, SECTOR 2 = I1 to FL, DIFF = Difference To Personal Best Lap, P = Crossed Finish Line in Pit Lane, D = Time Disallowed

P31		4 S		Nigel FRANKLIN		Kawasaki NINJA - Jane Franklin	
IDEAL LAP TIME : 1:59.872		BEST LAP TIME : 1:59.968		DIFFERENCE : 0.096			
LAP	SECTOR 1	SECTOR 2	LAP TIME	MPH	DIFF	TIME OF DAY	
1 -		50.930	2:11.559	59.65	11.591	16:36:44.582	
2 -	1:10.578	49.970	2:00.548 (2)	65.10	0.580	16:38:45.130	
3 -	1:11.336	50.353	2:01.689	64.49	1.721	16:40:46.819	
4 -	<b>1:10.532</b>	50.403	2:00.935	64.89	0.967	16:42:47.754	
5 -	1:10.834	49.893	2:00.727 (3)	65.00	0.759	16:44:48.481	
6 -	1:10.628	<b>49.340</b>	<b>1:59.968 (1)</b>	<b>65.41</b>		<b>16:46:48.449</b>	
7 -	1:11.435	49.591	2:01.026	64.84	1.058	16:48:49.475	

P32		48 S		Kevin SABBARTON		Kawasaki NINJA 300 -	
IDEAL LAP TIME : 1:53.440		BEST LAP TIME : 1:53.440		DIFFERENCE : 0.000			
LAP	SECTOR 1	SECTOR 2	LAP TIME	MPH	DIFF	TIME OF DAY	
1 -		49.632	2:06.990	61.80	13.550	16:36:40.013	
2 -	1:09.239	49.080	1:58.319	66.32	4.879	16:38:38.332	
3 -	1:07.858	47.953	1:55.811	67.76	2.371	16:40:34.143	
4 -	1:06.900	48.216	1:55.116 (3)	68.17	1.676	16:42:29.259	
5 -	1:06.428	47.411	1:53.839 (2)	68.94	0.399	16:44:23.098	
6 -	<b>1:06.334</b>	<b>47.106</b>	<b>1:53.440 (1)</b>	<b>69.18</b>		<b>16:46:16.538</b>	

P33		60 J		Lennon DOCHERTY		Kawasaki NINJA 400 - Doc Fit Training	
IDEAL LAP TIME : 1:44.103		BEST LAP TIME : 1:44.718		DIFFERENCE : 0.615			
LAP	SECTOR 1	SECTOR 2	LAP TIME	MPH	DIFF	TIME OF DAY	
1 -		43.092	1:50.336	71.12	5.618	16:36:23.359	
2 -	1:01.540	43.183	1:44.723 (2)	74.94	0.005	16:38:08.082	
3 -	1:01.977	<b>42.741</b>	<b>1:44.718 (1)</b>	<b>74.94</b>		<b>16:39:52.800</b>	

# BMCRC - MRO Championships 2022 - Rnd 5 @ Cadwell Park

## ACU Team Green Junior Cup & Senior 300

### RACE 13 - BEST SECTORS

SECTOR 1			SECTOR 2			IDEAL / BEST COMPARISON						
POS	NO	NAME	TIME	NO	NAME	TIME	POS	NO	NAME	IDEAL	BEST	DIFF
									<b>PERFECT LAP</b>	<b>1:44.056</b>		
1	19	O'MARA	1:01.315	60	DOCHERTY	42.741	1	60	DOCHERTY	1:44.103	1:44.718	0.615
2	60	DOCHERTY	1:01.362	777	HARDY	42.950	2	777	HARDY	1:44.585	1:44.614	0.029
3	131	MELLOR	1:01.575	131	MELLOR	43.437	3	131	MELLOR	1:45.012	1:45.472	0.460
4	777	HARDY	1:01.635	8	ATKINSON	43.709	4	19	O'MARA	1:45.027	1:45.234	0.207
5	8	ATKINSON	1:01.759	19	O'MARA	43.712	5	8	ATKINSON	1:45.468	1:45.478	0.010
6	31	PARK	1:02.383	311	WARD	44.149	6	35	WESTON	1:46.833	1:47.194	0.361
7	34	ARBON	1:02.431	35	WESTON	44.307	7	125	JOLLIFFE	1:46.946	1:47.199	0.253
8	35	WESTON	1:02.526	125	JOLLIFFE	44.332	8	34	ARBON	1:46.977	1:47.154	0.177
9	125	JOLLIFFE	1:02.614	34	ARBON	44.546	9	31	PARK	1:47.066	1:47.229	0.163
10	77	WHITE	1:02.745	91	HIRST	44.566	10	311	WARD	1:47.112	1:47.192	0.080
11	20	MUIR	1:02.823	31	PARK	44.683	11	20	MUIR	1:47.749	1:48.172	0.423
12	311	WARD	1:02.963	20	MUIR	44.926	12	91	HIRST	1:47.885	1:47.885	0.000
13	91	HIRST	1:03.319	97	PLATT	45.131	13	77	WHITE	1:48.429	1:48.546	0.117
14	44	GREEN	1:03.512	27	DORLING	45.321	14	44	GREEN	1:48.880	1:48.880	0.000
15	95	MARSHALL	1:03.759	44	GREEN	45.368	15	97	PLATT	1:49.325	1:49.476	0.151
16	10	BRUNSDON	1:04.046	58	WOOD	45.374	16	58	WOOD	1:49.438	1:49.776	0.338
17	58	WOOD	1:04.064	191	DANCE	45.430	17	10	BRUNSDON	1:49.535	1:49.785	0.250
18	97	PLATT	1:04.194	10	BRUNSDON	45.489	18	95	MARSHALL	1:49.654	1:49.738	0.084
19	27	DORLING	1:04.458	32	MURRAY	45.682	19	27	DORLING	1:49.779	1:50.176	0.397
20	32	MURRAY	1:04.495	77	WHITE	45.684	20	191	DANCE	1:49.997	1:49.997	0.000
21	191	DANCE	1:04.567	95	MARSHALL	45.895	21	32	MURRAY	1:50.177	1:50.256	0.079
22	55	BAKER	1:05.312	55	BAKER	46.074	22	55	BAKER	1:51.386	1:51.397	0.011
23	70	WHITE	1:05.314	99	MAY	46.388	23	70	WHITE	1:51.781	1:51.945	0.164
24	18	HIGGINS	1:05.637	70	WHITE	46.467	24	99	MAY	1:52.072	1:52.072	0.000
25	99	MAY	1:05.684	18	HIGGINS	46.683	25	18	HIGGINS	1:52.320	1:52.320	0.000
26	48	SABBARTON	1:06.334	48	SABBARTON	47.106	26	48	SABBARTON	1:53.440	1:53.440	0.000
27	400	THURTL	1:06.486	66	SMITH	47.495	27	400	THURTL	1:53.986	1:54.575	0.589
28	66	SMITH	1:06.717	400	THURTL	47.500	28	66	SMITH	1:54.212	1:54.547	0.335
29	156	WOLFF	1:07.859	69	DEARING	48.163	29	69	DEARING	1:56.308	1:56.595	0.287
30	69	DEARING	1:08.145	156	WOLFF	48.503	30	156	WOLFF	1:56.362	1:56.864	0.502
31	73	HANNAFORD	1:08.858	14	McCARTNEY	48.857	31	14	McCARTNEY	1:58.588	1:59.019	0.431
32	14	McCARTNEY	1:09.731	4	FRANKLIN	49.340	32	73	HANNAFORD	1:58.610	1:58.733	0.123
33	4	FRANKLIN	1:10.532	73	HANNAFORD	49.752	33	4	FRANKLIN	1:59.872	1:59.968	0.096

# BMCRC - MRO Championships 2022 - Rnd 5 @ Cadwell Park

## ACU Team Green Junior Cup & Senior 300

### RACE 13 - STATISTICS

**Competitors Started** 33  
**Planned Start** 2022-06-25 @ 16:20:00.000  
**Actual Start** 2022-06-25 @ 16:34:33.022  
**Finish Time** 2022-06-25 @ 16:46:53.712  
**Track Length** 2.1800mi.  
**Total Laps** 226  
**Total Distance Covered** 492.6842mi.

#### Session Fastest Lap History

NO	CL	NAME	LAP TIME	TIME OF DAY	LAP	VEHICLE
777	J	Maximus HARDY	<b>1:44.654</b>	16:38:07.819	2	Kawasaki NINJA 400
777	J	Maximus HARDY	<b>1:44.614</b>	16:39:52.434	3	Kawasaki NINJA 400

#### Session Leader History

NO	CL	NAME	FROM LAP	LAPS LED	DISTANCE	VEHICLE
777	J	Maximus HARDY	1	7	15.26 miles	Kawasaki NINJA 400

#### Flag History

TYPE	TIME OF DAY
GREEN	16:34:33.022
FINISH	16:46:53.712

#### Flag Statistics

TYPE	COUNT	TOTAL LAPS	TOTAL TIME
Green	1	7	15:17.248
Red	0	0	0.000
Safety Car	0	0	0.000
FCY	0	0	0.000



# BMCRC - MRO Championships 2022 - Rnd 5 @ Cadwell Park

## ACU Team Green Junior Cup & Senior 300

### RACE 13 - STATISTICS

CLASS : J

22 Starters

#### Fastest Lap History

NO	NAME	LAP TIME	TIME OF DAY	LAP	VEHICLE
777	Maximus HARDY	1:44.654	16:38:07.819	2	Kawasaki NINJA 400
777	Maximus HARDY	1:44.614	16:39:52.434	3	Kawasaki NINJA 400

#### Leader History

NO	NAME	FROM LAP	LAPS LED	DISTANCE	VEHICLE
777	Maximus HARDY	1	7	15.26 miles	Kawasaki NINJA 400

# BMCRC - MRO Championships 2022 - Rnd 5 @ Cadwell Park

## ACU Team Green Junior Cup & Senior 300

### RACE 13 - STATISTICS

CLASS : S

11 Starters

#### Fastest Lap History

NO	NAME	LAP TIME	TIME OF DAY	LAP	VEHICLE
8	Phil ATKINSON	1:46.214	16:38:11.636	2	Kawasaki NINJA 400
8	Phil ATKINSON	1:45.614	16:39:57.261	3	Kawasaki NINJA 400
8	Phil ATKINSON	1:45.478	16:47:00.909	7	Kawasaki NINJA 400

#### Leader History

NO	NAME	FROM LAP	LAPS LED	DISTANCE	VEHICLE
8	Phil ATKINSON	1	7	15.26 miles	Kawasaki NINJA 400

# BMCRC - MRO Championships 2022 - Rnd 5 @ Cadwell Park



## ACU Team Green Junior Cup & Senior 300

### RACE 3 - GRID (9 Laps)

# Kawasaki

ROW 12	34	23	Saskya BUSH	35	0	Graeme HARDIE	36	22	Greg STUBBERFIELD
ROW 11	31	73	Jemma HANNAFORD	32	14	Maryann McCARTNEY	33	4	Nigel FRANKLIN
ROW 10	28	400	Stuart THURTL	29	69	Dan DEARING	30	156	Jack WOLFF
ROW 9	25	18	George HIGGINS	26	48	Kevin SABBARTON	27	66	Mark SMITH
ROW 8	22	55	Brandon BAKER	23	70	Justin WHITE	24	99	Malvern MAY
ROW 7	19	191	Craig DANCE	20	27	Felix DORLING	21	32	Conor MURRAY
ROW 6	16	95	Greg MARSHALL	17	58	Matthew WOOD	18	10	Mike BRUNSDON
ROW 5	13	77	Joe WHITE	14	44	Sam GREEN	15	97	Ben PLATT
ROW 4	10	31	Robbie PARK	11	91	Sam HIRST	12	20	Jack MUIR
ROW 3	7	311	Nathan-Ellis WARD	8	35	Zack WESTON	9	125	Ben JOLLIFFE
ROW 2	4	131	Dylan MELLOR	5	8	Phil ATKINSON	6	34	Oliver ARBON
ROW 1	1	777	Maximus HARDY	2	60	Lennon DOCHERTY	3	19	James O'MARA
			<b>Pole</b>						

Cadwell Park: 2.1800 miles

These results are provisional until the conclusion of any judicial and technical matters.

Clerk Of Course :	Stewards :	Timekeeper : Sarah Evans
-------------------	------------	--------------------------

Results can be found at [www.tsl-timing.com](http://www.tsl-timing.com)

Printed - 16:54 Saturday, 25 June 2022



# BMCRC - MRO Championships 2022 - Rnd 5 @ Cadwell Park

## ACU Team Green Junior Cup & Senior 300

### RACE 3 - CLASSIFICATION



# Kawasaki

POS	NO	CL	PIC NAME	ENTRY	LAPS	TIME	GAP	DIFF	MPH	BEST	ON
1	777	J	1 Maximus HARDY	Kawasaki NINJA 400 - DAD	6	10:35.406			74.10	1:43.959	4
2	60	J	2 Lennon DOCHERTY	Kawasaki NINJA 400 - Doc Fit Training	6	10:35.898	0.492	0.492	74.05	1:44.512	3
3	131	J	3 Dylan MELLOR	Kawasaki NINJA 300 - BDS Motorcycles	6	10:40.649	5.243	4.751	73.50	1:45.035	3
4	8	S	1 Phil ATKINSON	Kawasaki NINJA 400 - ROSE MOT/Q Oil Treatment	6	10:40.919	5.513	0.270	73.47	1:44.430	2
5	19	J	4 James O'MARA	Kawasaki NINJA 400 - BRP Machining Ltd	6	10:44.001	8.595	3.082	73.11	1:44.853	6
6	34	J	5 Oliver ARBON	Kawasaki NINJA 400 - tt plumbing and heating	6	10:49.367	13.961	5.366	72.51	1:46.653	6
7	35	J	6 Zack WESTON	Kawasaki NINJA 400 - NW Racing	6	10:49.640	14.234	0.273	72.48	1:46.539	2
8	311	J	7 Nathan-Ellis WARD	Kawasaki NINJA 300 - Zipped up racing	6	10:52.440	17.034	2.800	72.17	1:46.911	5
9	125	J	8 Ben JOLLIFFE	Kawasaki NINJA -	6	10:52.519	17.113	0.079	72.16	1:46.826	2
10	31	J	9 Robbie PARK	Kawasaki NINJA - Mom	6	10:56.325	20.919	3.806	71.74	1:47.455	3
11	20	J	10 Jack MUIR	Kawasaki NINJA 400 -	6	10:58.267	22.861	1.942	71.53	1:46.952	6
12	91	J	11 Sam HIRST	Kawasaki NINJA - Valley Racing	6	10:59.782	24.376	1.515	71.36	1:47.921	5
13	58	J	12 Matthew WOOD	Kawasaki NINJA 400 (JSS) -	6	11:04.142	28.736	4.360	70.90	1:48.353	3
14	77	J	14 Joe WHITE	Kawasaki NINJA 400 - Just In Graphics /MZ CONTF	6	11:05.778	30.372	1.636	70.72	1:48.701	2
15	27	J	14 Felix DORLING	Kawasaki NINJA 400 - Kernow Controls	6	11:05.925	30.519	0.147	70.71	1:47.732	5
16	97	J	15 Ben PLATT	Kawasaki NINJA 400 - adss ltd	6	11:06.177	30.771	0.252	70.68	1:48.697	5
17	191	J	16 Craig DANCE	Kawasaki NINJA 300 - 2 brothers scaffolding	6	11:09.837	34.431	3.660	70.29	1:49.196	4
18	95	J	17 Greg MARSHALL	Kawasaki NINJA 300 - Mum & Dad; HEL Performa	6	11:11.435	36.029	1.598	70.13	1:48.680	5
19	10	S	2 Mike BRUNSDON	Kawasaki NINJA 400 - CF Fairford	5	9:22.667	1 Lap	1 Lap	69.73	1:49.915	3
20	66	S	3 Mark SMITH	Kawasaki NINJA 300 - MHP EXHAUST S	5	9:40.454	1 Lap	17.787	67.60	1:53.707	2
21	99	S	4 Malvern MAY	Kawasaki NINJA 300 - IMP racing	5	9:40.846	1 Lap	0.392	67.55	1:53.129	3
22	18	J	18 George HIGGINS	Kawasaki NINJA 400 - Aztec Racing	5	9:41.106	1 Lap	0.260	67.52	1:53.652	3
23	70	S	5 Justin WHITE	Kawasaki NINJA 400 - Just In Graphics	5	9:41.447	1 Lap	0.341	67.48	1:54.051	5
24	400	S	6 Stuart THURTLIE	Kawasaki NINJA 400 - TeamTortoise Racing	5	9:41.500	1 Lap	0.053	67.48	1:53.428	3
25	69	J	19 Dan DEARING	Kawasaki NINJA -	5	9:56.516	1 Lap	15.016	65.78	1:56.129	5
26	156	S	7 Jack WOLFF	Kawasaki NINJA 300 -	5	9:57.178	1 Lap	0.662	65.70	1:56.347	2
27	73	S	8 Jemma HANNAFORD	Kawasaki NINJA 300 -	5	9:58.879	1 Lap	1.701	65.52	1:57.248	3
28	14	J	20 Maryann McCARTNEY	Kawasaki NINJA 300 - McCartney Racing	5	9:59.132	1 Lap	0.253	65.49	1:57.280	3

#### NOT CLASSIFIED

NC	55	J	Brandon BAKER	Kawasaki NINJA 300 - K-66, ION.	5	9:20.587	1 Lap		69.99	1:48.414	5
DNF	44	J	Sam GREEN	Kawasaki NINJA 300 -	3	5:35.585	3 Laps	2 Laps	70.15	1:48.330	3
DNF	32	S	Conor MURRAY	Kawasaki NINJA 300 -	3	5:43.608	3 Laps	8.023	68.52	1:50.734	3

#### FASTEST LAP

777	J	Maximus HARDY	Kawasaki NINJA 400 - DAD	4	1:43.959	75.49 mph	121.49 kph
8	S	Phil ATKINSON	Kawasaki NINJA 400 - ROSE MOT/Q Oil Treatment	2	1:44.430	75.15 mph	120.94 kph

**Bike #55 - not running at time of Red Flag**

**Class J - 92.5% of Race Speed = 68.54 mph**

**Class S - 92.5% of Race Speed = 67.95 mph**

Red Flag (end of session): 10:37

Race Distance: 6 Laps / 13.08 miles

Cadwell Park: 2.1800 miles

Weather / Track : Sunny / Dry

These results are provisional until the conclusion of any judicial and technical matters.

Date: 26/06/2022 Start: 10:26 Finish: 00:00

Clerk Of Course :	Stewards :	Timekeeper : Sarah Evans
-------------------	------------	--------------------------

Results can be found at [www.tsl-timing.com](http://www.tsl-timing.com)

Printed - 10:43 Sunday, 26 June 2022



# BMCRC - MRO Championships 2022 - Rnd 5 @ Cadwell Park

## ACU Team Green Junior Cup & Senior 300

### RACE 3 - LAP CHART

#### LAP 1 @ 10:28:23.632

NO	BEHIND	LAP TIME
777		1:50.009
60	1.374	1:51.383
131	2.107	1:52.116
8	2.532	1:52.541
34	3.809	1:53.818
311	3.989	1:53.998
31	4.971	1:54.980
19	5.001	1:55.010
35	5.138	1:55.147
125	5.613	1:55.622
91	6.800	1:56.809
20	7.064	1:57.073
44	8.351	1:58.360
77	9.163	1:59.172
97	9.466	1:59.475
27	9.687	1:59.696
58	9.928	1:59.937
95	10.554	2:00.563
10	10.930	2:00.939
55	11.174	2:01.183
191	11.474	2:01.483
32	11.532	2:01.541
18	13.778	2:03.787
70	14.062	2:04.071
66	14.189	2:04.198
99	14.542	2:04.551
400	14.892	2:04.901
73	17.483	2:07.492
156	17.638	2:07.647
69	17.768	2:07.777
14	18.176	2:08.185

#### LAP 2 @ 10:30:09.305

NO	BEHIND	LAP TIME
777		1:45.673
60	0.225	1:44.524
8	1.289	1:44.430
131	1.595	1:45.161
311	5.258	1:46.942
34	5.584	1:47.448
19	5.827	1:46.499
35	6.004	1:46.539
125	6.766	1:46.826
31	7.792	1:48.494
20	10.451	1:49.060
91	10.957	1:49.830
44	11.573	1:48.895
77	12.191	1:48.701
97	12.845	1:49.052
58	13.056	1:48.801
27	13.939	1:49.925
95	15.903	1:51.022
55	16.536	1:51.035
10	16.669	1:51.412
191	16.714	1:50.913
32	17.192	1:51.333
18	22.007	1:53.902
66	22.223	1:53.707
70	22.879	1:54.490
99	23.285	1:54.416
400	23.813	1:54.594
156	28.312	1:56.347
73	29.745	1:57.935

69	29.912	1:57.817
14	30.618	1:58.115

#### LAP 3 @ 10:31:54.042

NO	BEHIND	LAP TIME
60		1:44.512
777	0.254	1:44.991
8	1.764	1:45.212
131	1.893	1:45.035
311	7.972	1:47.451
19	8.011	1:46.921
34	8.524	1:47.677
35	8.863	1:47.596
125	9.172	1:47.143
31	10.510	1:47.455
20	14.338	1:48.624
91	14.833	1:48.613
44	15.166	1:48.330
77	16.425	1:48.971
58	16.672	1:48.353
97	17.474	1:49.366
27	18.282	1:49.080
95	21.073	1:49.907
55	21.206	1:49.407
191	21.212	1:49.235
10	21.847	1:49.915
32	23.189	1:50.734
18	30.922	1:53.652
66	31.364	1:53.878
99	31.677	1:53.129
70	32.377	1:54.235
400	32.504	1:53.428
156	40.946	1:57.371
73	42.256	1:57.248
69	42.420	1:57.245
14	43.161	1:57.280

#### LAP 4 @ 10:33:38.255

NO	BEHIND	LAP TIME
777		1:43.959
60	0.323	1:44.536
8	3.339	1:45.788
131	3.682	1:46.002
19	9.107	1:45.309
34	11.134	1:46.823
35	11.285	1:46.635
311	13.783	1:50.024
125	14.082	1:49.123
31	15.140	1:48.843
20	18.672	1:48.547
91	19.084	1:48.464
77	21.274	1:49.062
58	21.580	1:49.121
97	22.423	1:49.162
27	22.916	1:48.847
191	26.195	1:49.196
95	27.401	1:50.541
55	27.541	1:50.548
10	27.961	1:50.327
66	41.444	1:54.293
99	42.151	1:54.687
18	42.434	1:55.725
400	42.603	1:54.312
70	42.764	1:54.600
73	55.624	1:57.581

69	55.755	1:57.548
156	55.948	1:59.215
14	56.945	1:57.997

#### LAP 5 @ 10:35:23.984

NO	BEHIND	LAP TIME
777		1:45.729
60	0.129	1:45.535
131	4.217	1:46.264
8	4.368	1:46.758
19	8.787	1:45.409
34	12.353	1:46.948
35	12.534	1:46.978
311	14.965	1:46.911
125	15.275	1:46.922
31	17.344	1:47.933
20	20.954	1:48.011
91	21.276	1:47.921
77	24.457	1:48.912
58	24.731	1:48.880
27	24.919	1:47.732
97	25.391	1:48.697
191	29.783	1:49.317
55	30.226	1:48.414
95	30.352	1:48.680
10	32.306	1:50.074
66	50.093	1:54.378
99	50.485	1:54.063
18	50.745	1:54.040
70	51.086	1:54.051
400	51.139	1:54.265
69	1:06.155	1:56.129
156	1:06.817	1:56.598
73	1:08.518	1:58.623
14	1:08.771	1:57.555

#### LAP 6 @ 10:37:09.029

NO	BEHIND	LAP TIME
777		1:45.045
60	0.492	1:45.408
131	5.243	1:46.071
8	5.513	1:46.190
19	8.595	1:44.853
34	13.961	1:46.653
35	14.234	1:46.745
311	17.034	1:47.114
125	17.113	1:46.883
31	20.919	1:48.620
20	22.861	1:46.952
91	24.376	1:48.145
58	28.736	1:49.050
77	30.372	1:50.960
27	30.519	1:50.645
97	30.771	1:50.425
191	34.431	1:49.693
95	36.029	1:50.722

# BMCRC - MRO Championships 2022 - Rnd 5 @ Cadwell Park

## ACU Team Green Junior Cup & Senior 300

### RACE 3 - SECTOR ANALYSIS



SECTOR 1 = FL to I1, SECTOR 2 = I1 to FL, DIFF = Difference To Personal Best Lap, P = Crossed Finish Line in Pit Lane, D = Time Disallowed

P1		777 J		Maximus HARDY		Kawasaki NINJA 400 - DAD	
IDEAL LAP TIME : 1:43.863		BEST LAP TIME : 1:43.959		DIFFERENCE : 0.096			
LAP	SECTOR 1	SECTOR 2	LAP TIME	MPH	DIFF	TIME OF DAY	
1 -		<b>42.908</b>	1:50.009	71.34	6.050	10:28:23.632	
2 -	1:02.617	43.056	1:45.673	74.26	1.714	10:30:09.305	
3 -	1:01.625	43.366	1:44.991 (2)	74.74	1.032	10:31:54.296	
4 -	<b>1:00.955</b>	43.004	<b>1:43.959 (1)</b>	<b>75.49</b>		<b>10:33:38.255</b>	
5 -	1:01.897	43.832	1:45.729	74.22	1.770	10:35:23.984	
6 -	1:02.092	42.953	1:45.045 (3)	74.71	1.086	10:37:09.029	

P2		60 J		Lennon DOCHERTY		Kawasaki NINJA 400 - Doc Fit Training	
IDEAL LAP TIME : 1:44.263		BEST LAP TIME : 1:44.512		DIFFERENCE : 0.249			
LAP	SECTOR 1	SECTOR 2	LAP TIME	MPH	DIFF	TIME OF DAY	
1 -		43.125	1:51.383	70.45	6.871	10:28:25.006	
2 -	1:01.499	<b>43.025</b>	1:44.524 (2)	75.08	0.012	10:30:09.530	
3 -	<b>1:01.238</b>	43.274	<b>1:44.512 (1)</b>	<b>75.09</b>		<b>10:31:54.042</b>	
4 -	1:01.474	43.062	1:44.536 (3)	75.07	0.024	10:33:38.578	
5 -	1:01.981	43.554	1:45.535	74.36	1.023	10:35:24.113	
6 -	1:01.810	43.598	1:45.408	74.45	0.896	10:37:09.521	

P3		131 J		Dylan MELLOR		Kawasaki NINJA 300 - BDS Motorcycles	
IDEAL LAP TIME : 1:45.035		BEST LAP TIME : 1:45.035		DIFFERENCE : 0.000			
LAP	SECTOR 1	SECTOR 2	LAP TIME	MPH	DIFF	TIME OF DAY	
1 -		43.378	1:52.116	69.99	7.081	10:28:25.739	
2 -	1:01.884	43.277	1:45.161 (2)	74.62	0.126	10:30:10.900	
3 -	<b>1:01.832</b>	<b>43.203</b>	<b>1:45.035 (1)</b>	<b>74.71</b>		<b>10:31:55.935</b>	
4 -	1:02.507	43.495	1:46.002 (3)	74.03	0.967	10:33:41.937	
5 -	1:02.528	43.736	1:46.264	73.85	1.229	10:35:28.201	
6 -	1:02.683	43.388	1:46.071	73.98	1.036	10:37:14.272	

P4		8 S		Phil ATKINSON		Kawasaki NINJA 400 - ROSE MOT/Q Oil Treatments	
IDEAL LAP TIME : 1:44.430		BEST LAP TIME : 1:44.430		DIFFERENCE : 0.000			
LAP	SECTOR 1	SECTOR 2	LAP TIME	MPH	DIFF	TIME OF DAY	
1 -		43.447	1:52.541	69.73	8.111	10:28:26.164	
2 -	<b>1:01.229</b>	<b>43.201</b>	<b>1:44.430 (1)</b>	<b>75.15</b>		<b>10:30:10.594</b>	
3 -	1:01.777	43.435	1:45.212 (2)	74.59	0.782	10:31:55.806	
4 -	1:02.307	43.481	1:45.788 (3)	74.18	1.358	10:33:41.594	
5 -	1:03.033	43.725	1:46.758	73.51	2.328	10:35:28.352	
6 -	1:02.626	43.564	1:46.190	73.90	1.760	10:37:14.542	

P5		19 J		James O'MARA		Kawasaki NINJA 400 - BRP Machining Ltd	
IDEAL LAP TIME : 1:44.853		BEST LAP TIME : 1:44.853		DIFFERENCE : 0.000			
LAP	SECTOR 1	SECTOR 2	LAP TIME	MPH	DIFF	TIME OF DAY	
1 -		44.951	1:55.010	68.23	10.157	10:28:28.633	
2 -	1:01.761	44.738	1:46.499	73.69	1.646	10:30:15.132	
3 -	1:02.604	44.317	1:46.921	73.40	2.068	10:32:02.053	
4 -	1:01.596	43.713	1:45.309 (2)	74.52	0.456	10:33:47.362	
5 -	1:01.924	43.485	1:45.409 (3)	74.45	0.556	10:35:32.771	
6 -	<b>1:01.590</b>	<b>43.263</b>	<b>1:44.853 (1)</b>	<b>74.84</b>		<b>10:37:17.624</b>	

P6		34 J		Oliver ARBON		Kawasaki NINJA 400 - tt plumbing and heating	
IDEAL LAP TIME : 1:46.578		BEST LAP TIME : 1:46.653		DIFFERENCE : 0.075			
LAP	SECTOR 1	SECTOR 2	LAP TIME	MPH	DIFF	TIME OF DAY	
1 -		44.813	1:53.818	68.95	7.165	10:28:27.441	
2 -	1:02.660	44.788	1:47.448	73.04	0.795	10:30:14.889	
3 -	1:02.562	45.115	1:47.677	72.88	1.024	10:32:02.566	
4 -	1:02.278	44.545	1:46.823 (2)	73.46	0.170	10:33:49.389	
5 -	1:02.640	<b>44.308</b>	1:46.948 (3)	73.38	0.295	10:35:36.337	
6 -	<b>1:02.270</b>	44.383	<b>1:46.653 (1)</b>	<b>73.58</b>		<b>10:37:22.990</b>	

# BMCRC - MRO Championships 2022 - Rnd 5 @ Cadwell Park

## ACU Team Green Junior Cup & Senior 300

### RACE 3 - SECTOR ANALYSIS



SECTOR 1 = FL to I1, SECTOR 2 = I1 to FL, DIFF = Difference To Personal Best Lap, P = Crossed Finish Line in Pit Lane, D = Time Disallowed

P7 35 J		Zack WESTON		Kawasaki NINJA 400 - NW Racing			
IDEAL LAP TIME : 1:46.206		BEST LAP TIME : 1:46.539		DIFFERENCE : 0.333			
LAP	SECTOR 1	SECTOR 2	LAP TIME	MPH	DIFF	TIME OF DAY	
1 -		44.825	1:55.147	68.15	8.608	10:28:28.770	
2 -	<b>1:01.845</b>	44.694	<b>1:46.539 (1)</b>	<b>73.66</b>		<b>10:30:15.309</b>	
3 -	1:02.903	44.693	1:47.596	72.94	1.057	10:32:02.905	
4 -	1:02.182	44.453	1:46.635 (2)	73.59	0.096	10:33:49.540	
5 -	1:02.617	<b>44.361</b>	1:46.978	73.36	0.439	10:35:36.518	
6 -	1:02.339	44.406	1:46.745 (3)	73.52	0.206	10:37:23.263	

P8 311 J		Nathan-Ellis WARD		Kawasaki NINJA 300 - Zipped up racing			
IDEAL LAP TIME : 1:46.872		BEST LAP TIME : 1:46.911		DIFFERENCE : 0.039			
LAP	SECTOR 1	SECTOR 2	LAP TIME	MPH	DIFF	TIME OF DAY	
1 -		44.668	1:53.998	68.84	7.087	10:28:27.621	
2 -	1:02.487	44.455	1:46.942 (2)	73.38	0.031	10:30:14.563	
3 -	1:02.965	44.486	1:47.451	73.03	0.540	10:32:02.014	
4 -	1:05.386	44.638	1:50.024	71.33	3.113	10:33:52.038	
5 -	1:02.486	<b>44.425</b>	<b>1:46.911 (1)</b>	<b>73.40</b>		<b>10:35:38.949</b>	
6 -	<b>1:02.447</b>	44.667	1:47.114 (3)	73.26	0.203	10:37:26.063	

P9 125 J		Ben JOLLIFFE		Kawasaki NINJA -			
IDEAL LAP TIME : 1:46.431		BEST LAP TIME : 1:46.826		DIFFERENCE : 0.395			
LAP	SECTOR 1	SECTOR 2	LAP TIME	MPH	DIFF	TIME OF DAY	
1 -		45.277	1:55.622	67.87	8.796	10:28:29.245	
2 -	<b>1:02.185</b>	44.641	<b>1:46.826 (1)</b>	<b>73.46</b>		<b>10:30:16.071</b>	
3 -	1:02.232	44.911	1:47.143	73.24	0.317	10:32:03.214	
4 -	1:04.416	44.707	1:49.123	71.91	2.297	10:33:52.337	
5 -	1:02.676	<b>44.246</b>	1:46.922 (3)	73.39	0.096	10:35:39.259	
6 -	1:02.418	44.465	1:46.883 (2)	73.42	0.057	10:37:26.142	

P10 31 J		Robbie PARK		Kawasaki NINJA - Mom			
IDEAL LAP TIME : 1:46.735		BEST LAP TIME : 1:47.455		DIFFERENCE : 0.720			
LAP	SECTOR 1	SECTOR 2	LAP TIME	MPH	DIFF	TIME OF DAY	
1 -		45.045	1:54.980	68.25	7.525	10:28:28.603	
2 -	<b>1:02.084</b>	46.410	1:48.494 (3)	72.33	1.039	10:30:17.097	
3 -	1:02.804	<b>44.651</b>	<b>1:47.455 (1)</b>	<b>73.03</b>		<b>10:32:04.552</b>	
4 -	1:03.077	45.766	1:48.843	72.10	1.388	10:33:53.395	
5 -	1:02.653	45.280	1:47.933 (2)	72.71	0.478	10:35:41.328	
6 -	1:03.156	45.464	1:48.620	72.25	1.165	10:37:29.948	

P11 20 J		Jack MUIR		Kawasaki NINJA 400 -			
IDEAL LAP TIME : 1:46.952		BEST LAP TIME : 1:46.952		DIFFERENCE : 0.000			
LAP	SECTOR 1	SECTOR 2	LAP TIME	MPH	DIFF	TIME OF DAY	
1 -		45.457	1:57.073	67.03	10.121	10:28:30.696	
2 -	1:03.810	45.250	1:49.060	71.96	2.108	10:30:19.756	
3 -	1:03.522	45.102	1:48.624	72.24	1.672	10:32:08.380	
4 -	1:03.643	44.904	1:48.547 (3)	72.30	1.595	10:33:56.927	
5 -	1:03.217	44.794	1:48.011 (2)	72.65	1.059	10:35:44.938	
6 -	<b>1:02.477</b>	<b>44.475</b>	<b>1:46.952 (1)</b>	<b>73.37</b>		<b>10:37:31.890</b>	

P12 91 J		Sam HIRST		Kawasaki NINJA - Valley Racing			
IDEAL LAP TIME : 1:47.921		BEST LAP TIME : 1:47.921		DIFFERENCE : 0.000			
LAP	SECTOR 1	SECTOR 2	LAP TIME	MPH	DIFF	TIME OF DAY	
1 -		45.802	1:56.809	67.18	8.888	10:28:30.432	
2 -	1:04.295	45.535	1:49.830	71.45	1.909	10:30:20.262	
3 -	1:03.591	45.022	1:48.613	72.25	0.692	10:32:08.875	
4 -	1:03.561	44.903	1:48.464 (3)	72.35	0.543	10:33:57.339	
5 -	<b>1:03.134</b>	<b>44.787</b>	<b>1:47.921 (1)</b>	<b>72.72</b>		<b>10:35:45.260</b>	
6 -	1:03.244	44.901	1:48.145 (2)	72.56	0.224	10:37:33.405	

# BMCRC - MRO Championships 2022 - Rnd 5 @ Cadwell Park

## ACU Team Green Junior Cup & Senior 300

### RACE 3 - SECTOR ANALYSIS



SECTOR 1 = FL to I1, SECTOR 2 = I1 to FL, DIFF = Difference To Personal Best Lap, P = Crossed Finish Line in Pit Lane, D = Time Disallowed

P13 58 J		Matthew WOOD		Kawasaki NINJA 400 (JSS) -			
IDEAL LAP TIME : 1:47.961		BEST LAP TIME : 1:48.353		DIFFERENCE : 0.392			
LAP	SECTOR 1	SECTOR 2	LAP TIME	MPH	DIFF	TIME OF DAY	
1 -		46.788	1:59.937	65.43	11.584	10:28:33.560	
2 -	1:03.609	45.192	1:48.801 (2)	72.13	0.448	10:30:22.361	
3 -	1:03.335	<b>45.018</b>	<b>1:48.353 (1)</b>	<b>72.43</b>		<b>10:32:10.714</b>	
4 -	<b>1:02.943</b>	46.178	1:49.121	71.92	0.768	10:33:59.835	
5 -	1:03.272	45.608	1:48.880 (3)	72.07	0.527	10:35:48.715	
6 -	1:03.310	45.740	1:49.050	71.96	0.697	10:37:37.765	

P14 77 J		Joe WHITE		Kawasaki NINJA 400 - Just In Graphics /MZ CONTRACTS/ Silve			
IDEAL LAP TIME : 1:48.545		BEST LAP TIME : 1:48.701		DIFFERENCE : 0.156			
LAP	SECTOR 1	SECTOR 2	LAP TIME	MPH	DIFF	TIME OF DAY	
1 -		47.473	1:59.172	65.85	10.471	10:28:32.795	
2 -	<b>1:02.869</b>	45.832	<b>1:48.701 (1)</b>	<b>72.19</b>		<b>10:30:21.496</b>	
3 -	1:03.295	<b>45.676</b>	1:48.971 (3)	72.01	0.270	10:32:10.467	
4 -	1:03.022	46.040	1:49.062	71.95	0.361	10:33:59.529	
5 -	1:03.010	45.902	1:48.912 (2)	72.05	0.211	10:35:48.441	
6 -	1:04.473	46.487	1:50.960	70.72	2.259	10:37:39.401	

P15 27 J		Felix DORLING		Kawasaki NINJA 400 - Kernow Controls			
IDEAL LAP TIME : 1:47.732		BEST LAP TIME : 1:47.732		DIFFERENCE : 0.000			
LAP	SECTOR 1	SECTOR 2	LAP TIME	MPH	DIFF	TIME OF DAY	
1 -		46.832	1:59.696	65.56	11.964	10:28:33.319	
2 -	1:04.194	45.731	1:49.925	71.39	2.193	10:30:23.244	
3 -	1:03.729	45.351	1:49.080 (3)	71.94	1.348	10:32:12.324	
4 -	1:03.528	45.319	1:48.847 (2)	72.10	1.115	10:34:01.171	
5 -	<b>1:02.747</b>	<b>44.985</b>	<b>1:47.732 (1)</b>	<b>72.84</b>		<b>10:35:48.903</b>	
6 -	1:04.204	46.441	1:50.645	70.93	2.913	10:37:39.548	

P16 97 J		Ben PLATT		Kawasaki NINJA 400 - adss ltd			
IDEAL LAP TIME : 1:48.549		BEST LAP TIME : 1:48.697		DIFFERENCE : 0.148			
LAP	SECTOR 1	SECTOR 2	LAP TIME	MPH	DIFF	TIME OF DAY	
1 -		47.150	1:59.475	65.68	10.778	10:28:33.098	
2 -	<b>1:03.765</b>	45.287	1:49.052 (2)	71.96	0.355	10:30:22.150	
3 -	1:04.175	45.191	1:49.366	71.75	0.669	10:32:11.516	
4 -	1:04.030	45.132	1:49.162 (3)	71.89	0.465	10:34:00.678	
5 -	1:03.913	<b>44.784</b>	<b>1:48.697 (1)</b>	<b>72.20</b>		<b>10:35:49.375</b>	
6 -	1:04.133	46.292	1:50.425	71.07	1.728	10:37:39.800	

P17 191 J		Craig DANCE		Kawasaki NINJA 300 - 2 brothers scaffolding			
IDEAL LAP TIME : 1:48.975		BEST LAP TIME : 1:49.196		DIFFERENCE : 0.221			
LAP	SECTOR 1	SECTOR 2	LAP TIME	MPH	DIFF	TIME OF DAY	
1 -		46.589	2:01.483	64.60	12.287	10:28:35.106	
2 -	1:04.067	46.846	1:50.913	70.75	1.717	10:30:26.019	
3 -	1:03.864	45.371	1:49.235 (2)	71.84	0.039	10:32:15.254	
4 -	1:03.798	45.398	<b>1:49.196 (1)</b>	<b>71.87</b>		<b>10:34:04.450</b>	
5 -	<b>1:03.718</b>	45.599	1:49.317 (3)	71.79	0.121	10:35:53.767	
6 -	1:04.436	<b>45.257</b>	1:49.693	71.54	0.497	10:37:43.460	

P18 95 J		Greg MARSHALL		Kawasaki NINJA 300 - Mum & Dad; HEL Performance			
IDEAL LAP TIME : 1:48.680		BEST LAP TIME : 1:48.680		DIFFERENCE : 0.000			
LAP	SECTOR 1	SECTOR 2	LAP TIME	MPH	DIFF	TIME OF DAY	
1 -		47.074	2:00.563	65.09	11.883	10:28:34.186	
2 -	1:04.437	46.585	1:51.022	70.68	2.342	10:30:25.208	
3 -	1:03.832	46.075	1:49.907 (2)	71.40	1.227	10:32:15.115	
4 -	1:04.299	46.242	1:50.541 (3)	70.99	1.861	10:34:05.656	
5 -	<b>1:03.126</b>	<b>45.554</b>	<b>1:48.680 (1)</b>	<b>72.21</b>		<b>10:35:54.336</b>	
6 -	1:04.142	46.580	1:50.722	70.88	2.042	10:37:45.058	



# BMCRC - MRO Championships 2022 - Rnd 5 @ Cadwell Park

## ACU Team Green Junior Cup & Senior 300

### RACE 3 - SECTOR ANALYSIS



SECTOR 1 = FL to I1, SECTOR 2 = I1 to FL, DIFF = Difference To Personal Best Lap, P = Crossed Finish Line in Pit Lane, D = Time Disallowed

P19 10 S		Mike BRUNSDON		Kawasaki NINJA 400 - CF Fairford		
IDEAL LAP TIME : 1:49.823		BEST LAP TIME : 1:49.915		DIFFERENCE : 0.092		
LAP	SECTOR 1	SECTOR 2	LAP TIME	MPH	DIFF	TIME OF DAY
1 -		47.034	2:00.939	64.89	11.024	10:28:34.562
2 -	1:04.238	47.174	1:51.412	70.44	1.497	10:30:25.974
3 -	1:04.165	<b>45.750</b>	<b>1:49.915 (1)</b>	<b>71.40</b>		<b>10:32:15.889</b>
4 -	1:04.140	46.187	1:50.327 (3)	71.13	0.412	10:34:06.216
5 -	<b>1:04.073</b>	46.001	1:50.074 (2)	71.29	0.159	10:35:56.290

P20 66 S		Mark SMITH		Kawasaki NINJA 300 - MHP EXHAUST'S		
IDEAL LAP TIME : 1:53.490		BEST LAP TIME : 1:53.707		DIFFERENCE : 0.217		
LAP	SECTOR 1	SECTOR 2	LAP TIME	MPH	DIFF	TIME OF DAY
1 -		47.988	2:04.198	63.18	10.491	10:28:37.821
2 -	<b>1:06.509</b>	47.198	<b>1:53.707 (1)</b>	<b>69.02</b>		<b>10:30:31.528</b>
3 -	1:06.897	<b>46.981</b>	1:53.878 (2)	68.91	0.171	10:32:25.406
4 -	1:06.576	47.717	1:54.293 (3)	68.66	0.586	10:34:19.699
5 -	1:07.165	47.213	1:54.378	68.61	0.671	10:36:14.077

P21 99 S		Malvern MAY		Kawasaki NINJA 300 - IMP racing		
IDEAL LAP TIME : 1:53.129		BEST LAP TIME : 1:53.129		DIFFERENCE : 0.000		
LAP	SECTOR 1	SECTOR 2	LAP TIME	MPH	DIFF	TIME OF DAY
1 -		48.135	2:04.551	63.01	11.422	10:28:38.174
2 -	1:07.146	47.270	1:54.416 (3)	68.59	1.287	10:30:32.590
3 -	<b>1:06.217</b>	<b>46.912</b>	<b>1:53.129 (1)</b>	<b>69.37</b>		<b>10:32:25.719</b>
4 -	1:06.892	47.795	1:54.687	68.43	1.558	10:34:20.406
5 -	1:06.760	47.303	1:54.063 (2)	68.80	0.934	10:36:14.469

P22 18 J		George HIGGINS		Kawasaki NINJA 400 - Aztec Racing		
IDEAL LAP TIME : 1:53.205		BEST LAP TIME : 1:53.652		DIFFERENCE : 0.447		
LAP	SECTOR 1	SECTOR 2	LAP TIME	MPH	DIFF	TIME OF DAY
1 -		48.080	2:03.787	63.39	10.135	10:28:37.410
2 -	1:06.700	47.202	1:53.902 (2)	68.90	0.250	10:30:31.312
3 -	1:06.506	<b>47.146</b>	<b>1:53.652 (1)</b>	<b>69.05</b>		<b>10:32:24.964</b>
4 -	1:07.310	48.415	1:55.725	67.81	2.073	10:34:20.689
5 -	1:06.674	47.366	1:54.040 (3)	68.81	0.388	10:36:14.729

P23 70 S		Justin WHITE		Kawasaki NINJA 400 - Just In Graphics		
IDEAL LAP TIME : 1:53.846		BEST LAP TIME : 1:54.051		DIFFERENCE : 0.205		
LAP	SECTOR 1	SECTOR 2	LAP TIME	MPH	DIFF	TIME OF DAY
1 -		48.299	2:04.071	63.25	10.020	10:28:37.694
2 -	1:07.284	<b>47.206</b>	1:54.490 (3)	68.54	0.439	10:30:32.184
3 -	1:06.822	47.413	1:54.235 (2)	68.70	0.184	10:32:26.419
4 -	1:06.809	47.791	1:54.600	68.48	0.549	10:34:21.019
5 -	<b>1:06.640</b>	47.411	<b>1:54.051 (1)</b>	<b>68.81</b>		<b>10:36:15.070</b>

P24 400 S		Stuart THURTLÉ		Kawasaki NINJA 400 - TeamTortoise Racing		
IDEAL LAP TIME : 1:53.263		BEST LAP TIME : 1:53.428		DIFFERENCE : 0.165		
LAP	SECTOR 1	SECTOR 2	LAP TIME	MPH	DIFF	TIME OF DAY
1 -		48.119	2:04.901	62.83	11.473	10:28:38.524
2 -	1:07.074	47.520	1:54.594	68.48	1.166	10:30:33.118
3 -	<b>1:06.026</b>	47.402	<b>1:53.428 (1)</b>	<b>69.18</b>		<b>10:32:26.546</b>
4 -	1:06.239	48.073	1:54.312 (3)	68.65	0.884	10:34:20.858
5 -	1:07.028	<b>47.237</b>	1:54.265 (2)	68.68	0.837	10:36:15.123

# BMCRC - MRO Championships 2022 - Rnd 5 @ Cadwell Park

## ACU Team Green Junior Cup & Senior 300

### RACE 3 - SECTOR ANALYSIS



SECTOR 1 = FL to I1, SECTOR 2 = I1 to FL, DIFF = Difference To Personal Best Lap, P = Crossed Finish Line in Pit Lane, D = Time Disallowed

P25 69 J Dan DEARING		Kawasaki NINJA -				
IDEAL LAP TIME : 1:56.129		BEST LAP TIME : 1:56.129		DIFFERENCE : 0.000		
LAP	SECTOR 1	SECTOR 2	LAP TIME	MPH	DIFF	TIME OF DAY
1 -		49.582	2:07.777	61.41	11.648	10:28:41.400
2 -	1:08.595	49.222	1:57.817	66.61	1.688	10:30:39.217
3 -	1:08.141	49.104	1:57.245 (2)	66.93	1.116	10:32:36.462
4 -	1:08.480	49.068	1:57.548 (3)	66.76	1.419	10:34:34.010
5 -	<b>1:07.742</b>	<b>48.387</b>	<b>1:56.129 (1)</b>	<b>67.58</b>		<b>10:36:30.139</b>

P26 156 S Jack WOLFF		Kawasaki NINJA 300 -				
IDEAL LAP TIME : 1:55.543		BEST LAP TIME : 1:56.347		DIFFERENCE : 0.804		
LAP	SECTOR 1	SECTOR 2	LAP TIME	MPH	DIFF	TIME OF DAY
1 -		49.737	2:07.647	61.48	11.300	10:28:41.270
2 -	<b>1:07.477</b>	48.870	<b>1:56.347 (1)</b>	<b>67.45</b>		<b>10:30:37.617</b>
3 -	1:08.188	49.183	1:57.371 (3)	66.86	1.024	10:32:34.988
4 -	1:10.520	48.695	1:59.215	65.83	2.868	10:34:34.203
5 -	1:08.532	<b>48.066</b>	1:56.598 (2)	67.30	0.251	10:36:30.801

P27 73 S Jemma HANNAFORD		Kawasaki NINJA 300 -				
IDEAL LAP TIME : 1:55.836		BEST LAP TIME : 1:57.248		DIFFERENCE : 1.412		
LAP	SECTOR 1	SECTOR 2	LAP TIME	MPH	DIFF	TIME OF DAY
1 -		50.032	2:07.492	61.55	10.244	10:28:41.115
2 -	1:08.562	49.373	1:57.935 (3)	66.54	0.687	10:30:39.050
3 -	1:08.203	<b>49.045</b>	<b>1:57.248 (1)</b>	<b>66.93</b>		<b>10:32:36.298</b>
4 -	1:07.813	49.768	1:57.581 (2)	66.74	0.333	10:34:33.879
5 -	1:09.328	49.295	1:58.623	66.15	1.375	10:36:32.502

P28 14 J Maryann McCARTNEY		Kawasaki NINJA 300 - McCartney Racing				
IDEAL LAP TIME : 1:55.922		BEST LAP TIME : 1:57.280		DIFFERENCE : 1.358		
LAP	SECTOR 1	SECTOR 2	LAP TIME	MPH	DIFF	TIME OF DAY
1 -		49.530	2:08.185	61.22	10.905	10:28:41.808
2 -	1:08.813	49.302	1:58.115	66.44	0.835	10:30:39.923
3 -	1:08.010	49.270	<b>1:57.280 (1)</b>	<b>66.91</b>		<b>10:32:37.203</b>
4 -	1:08.946	49.051	1:57.997 (3)	66.51	0.717	10:34:35.200
5 -	1:08.756	<b>48.799</b>	1:57.555 (2)	66.76	0.275	10:36:32.755

P29 55 J Brandon BAKER		Kawasaki NINJA 300 - K-66, ION.				
IDEAL LAP TIME : 1:48.356		BEST LAP TIME : 1:48.414		DIFFERENCE : 0.058		
LAP	SECTOR 1	SECTOR 2	LAP TIME	MPH	DIFF	TIME OF DAY
1 -		47.431	2:01.183	64.76	12.769	10:28:34.806
2 -	1:04.212	46.823	1:51.035	70.68	2.621	10:30:25.841
3 -	1:03.773	<b>45.634</b>	1:49.407 (2)	71.73	0.993	10:32:15.248
4 -	1:04.617	45.931	1:50.548 (3)	70.99	2.134	10:34:05.796
5 -	<b>1:02.722</b>	45.692	<b>1:48.414 (1)</b>	<b>72.38</b>		<b>10:35:54.210</b>

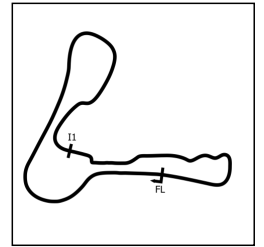
  

P30 44 J Sam GREEN		Kawasaki NINJA 300 -				
IDEAL LAP TIME : 1:48.162		BEST LAP TIME : 1:48.330		DIFFERENCE : 0.168		
LAP	SECTOR 1	SECTOR 2	LAP TIME	MPH	DIFF	TIME OF DAY
1 -		46.466	1:58.360	66.30	10.030	10:28:31.983
2 -	<b>1:03.059</b>	45.836	1:48.895 (2)	72.07	0.565	10:30:20.878
3 -	1:03.227	<b>45.103</b>	<b>1:48.330 (1)</b>	<b>72.44</b>		<b>10:32:09.208</b>

# BMCRC - MRO Championships 2022 - Rnd 5 @ Cadwell Park

## ACU Team Green Junior Cup & Senior 300

### RACE 3 - SECTOR ANALYSIS



SECTOR 1 = FL to I1, SECTOR 2 = I1 to FL, DIFF = Difference To Personal Best Lap, P = Crossed Finish Line in Pit Lane, D = Time Disallowed

P31 32 S		Conor MURRAY		Kawasaki NINJA 300 -			
IDEAL LAP TIME : 1:50.724		BEST LAP TIME : 1:50.734		DIFFERENCE : 0.010			
LAP	SECTOR 1	SECTOR 2	LAP TIME	MPH	DIFF	TIME OF DAY	
1 -		47.247	2:01.541	64.57	10.807	10:28:35.164	
2 -	<b>1:04.583</b>	46.750	1:51.333 (2)	70.49	0.599	10:30:26.497	
3 -	1:04.593	<b>46.141</b>	<b>1:50.734 (1)</b>	<b>70.87</b>		<b>10:32:17.231</b>	

# BMCRC - MRO Championships 2022 - Rnd 5 @ Cadwell Park

## ACU Team Green Junior Cup & Senior 300

### RACE 3 - BEST SECTORS

SECTOR 1			SECTOR 2			IDEAL / BEST COMPARISON						
POS	NO	NAME	TIME	NO	NAME	TIME	POS	NO	NAME	IDEAL	BEST	DIFF
1	777	HARDY	1:00.955	777	HARDY	42.908	1	777	HARDY	1:43.863	1:43.959	0.096
2	8	ATKINSON	1:01.229	60	DOCHERTY	43.025	2	60	DOCHERTY	1:44.263	1:44.512	0.249
3	60	DOCHERTY	1:01.238	8	ATKINSON	43.201	3	8	ATKINSON	1:44.430	1:44.430	0.000
4	19	O'MARA	1:01.590	131	MELLOR	43.203	4	19	O'MARA	1:44.853	1:44.853	0.000
5	131	MELLOR	1:01.832	19	O'MARA	43.263	5	131	MELLOR	1:45.035	1:45.035	0.000
6	35	WESTON	1:01.845	125	JOLLIFFE	44.246	6	35	WESTON	1:46.206	1:46.539	0.333
7	31	PARK	1:02.084	34	ARBON	44.308	7	125	JOLLIFFE	1:46.431	1:46.826	0.395
8	125	JOLLIFFE	1:02.185	35	WESTON	44.361	8	34	ARBON	1:46.578	1:46.653	0.075
9	34	ARBON	1:02.270	311	WARD	44.425	9	31	PARK	1:46.735	1:47.455	0.720
10	311	WARD	1:02.447	20	MUIR	44.475	10	311	WARD	1:46.872	1:46.911	0.039
11	20	MUIR	1:02.477	31	PARK	44.651	11	20	MUIR	1:46.952	1:46.952	0.000
12	55	BAKER	1:02.722	97	PLATT	44.784	12	27	DORLING	1:47.732	1:47.732	0.000
13	27	DORLING	1:02.747	91	HIRST	44.787	13	91	HIRST	1:47.921	1:47.921	0.000
14	77	WHITE	1:02.869	27	DORLING	44.985	14	58	WOOD	1:47.961	1:48.353	0.392
15	58	WOOD	1:02.943	58	WOOD	45.018	15	44	GREEN	1:48.162	1:48.330	0.168
16	44	GREEN	1:03.059	44	GREEN	45.103	16	55	BAKER	1:48.356	1:48.414	0.058
17	95	MARSHALL	1:03.126	191	DANCE	45.257	17	77	WHITE	1:48.545	1:48.701	0.156
18	91	HIRST	1:03.134	95	MARSHALL	45.554	18	97	PLATT	1:48.549	1:48.697	0.148
19	191	DANCE	1:03.718	55	BAKER	45.634	19	95	MARSHALL	1:48.680	1:48.680	0.000
20	97	PLATT	1:03.765	77	WHITE	45.676	20	191	DANCE	1:48.975	1:49.196	0.221
21	10	BRUNSDON	1:04.073	10	BRUNSDON	45.750	21	10	BRUNSDON	1:49.823	1:49.915	0.092
22	32	MURRAY	1:04.583	32	MURRAY	46.141	22	32	MURRAY	1:50.724	1:50.734	0.010
23	400	THURTLER	1:06.026	99	MAY	46.912	23	99	MAY	1:53.129	1:53.129	0.000
24	18	HIGGINS	1:06.059	66	SMITH	46.981	24	18	HIGGINS	1:53.205	1:53.652	0.447
25	99	MAY	1:06.217	18	HIGGINS	47.146	25	400	THURTLER	1:53.263	1:53.428	0.165
26	66	SMITH	1:06.509	70	WHITE	47.206	26	66	SMITH	1:53.490	1:53.707	0.217
27	70	WHITE	1:06.640	400	THURTLER	47.237	27	70	WHITE	1:53.846	1:54.051	0.205
28	73	HANNAFORD	1:06.791	156	WOLFF	48.066	28	156	WOLFF	1:55.543	1:56.347	0.804
29	14	McCARTNEY	1:07.123	69	DEARING	48.387	29	73	HANNAFORD	1:55.836	1:57.248	1.412
30	156	WOLFF	1:07.477	14	McCARTNEY	48.799	30	14	McCARTNEY	1:55.922	1:57.280	1.358
31	69	DEARING	1:07.742	73	HANNAFORD	49.045	31	69	DEARING	1:56.129	1:56.129	0.000

# BMCRC - MRO Championships 2022 - Rnd 5 @ Cadwell Park

## ACU Team Green Junior Cup & Senior 300

### RACE 3 - STATISTICS

**Competitors Started** 31  
**Planned Start** 2022-06-26 @ 10:05:00.000  
**Actual Start** 2022-06-26 @ 10:26:33.622  
**Finish Time**  
**Track Length** 2.1800mi.  
**Total Laps** 169  
**Total Distance Covered** 368.4231mi.

#### Session Fastest Lap History

NO	CL	NAME	LAP TIME	TIME OF DAY	LAP	VEHICLE
777	J	Maximus HARDY	1:45.673	10:30:09.323	2	Kawasaki NINJA 400
60	J	Lennon DOCHERTY	1:44.524	10:30:09.544	2	Kawasaki NINJA 400
8	S	Phil ATKINSON	1:44.430	10:30:10.604	2	Kawasaki NINJA 400
777	J	Maximus HARDY	1:43.959	10:33:38.275	4	Kawasaki NINJA 400

#### Session Leader History

NO	CL	NAME	FROM LAP	LAPS LED	DISTANCE	VEHICLE
777	J	Maximus HARDY	1	2	4.36 miles	Kawasaki NINJA 400
60	J	Lennon DOCHERTY	3	1	2.18 miles	Kawasaki NINJA 400
777	J	Maximus HARDY	4	3	6.54 miles	Kawasaki NINJA 400

#### Flag History

TYPE	TIME OF DAY
GREEN	10:26:33.622
RED	10:37:46.586

#### Flag Statistics

TYPE	COUNT	TOTAL LAPS	TOTAL TIME
Green	1	6	11:12.964
Red	1	0	4:27.588
Safety Car	0	0	0.000
FCY	0	0	0.000

# BMCRC - MRO Championships 2022 - Rnd 5 @ Cadwell Park

## ACU Team Green Junior Cup & Senior 300

### RACE 3 - STATISTICS

CLASS : J

22 Starters

#### Fastest Lap History

NO	NAME	LAP TIME	TIME OF DAY	LAP	VEHICLE
777	Maximus HARDY	1:45.673	10:30:09.323	2	Kawasaki NINJA 400
60	Lennon DOCHERTY	1:44.524	10:30:09.544	2	Kawasaki NINJA 400
60	Lennon DOCHERTY	1:44.512	10:31:54.056	3	Kawasaki NINJA 400
777	Maximus HARDY	1:43.959	10:33:38.275	4	Kawasaki NINJA 400

#### Leader History

NO	NAME	FROM LAP	LAPS LED	DISTANCE	VEHICLE
777	Maximus HARDY	1	2	4.36 miles	Kawasaki NINJA 400
60	Lennon DOCHERTY	3	1	2.18 miles	Kawasaki NINJA 400
777	Maximus HARDY	4	3	6.54 miles	Kawasaki NINJA 400

# BMCRC - MRO Championships 2022 - Rnd 5 @ Cadwell Park

## ACU Team Green Junior Cup & Senior 300

### RACE 3 - STATISTICS

**CLASS : S**

9 Starters

#### Fastest Lap History

NO	NAME	LAP TIME	TIME OF DAY	LAP	VEHICLE
8	Phil ATKINSON	1:44.430	10:30:10.604	2	Kawasaki NINJA 400

#### Leader History

NO	NAME	FROM LAP	LAPS LED	DISTANCE	VEHICLE
8	Phil ATKINSON	1	6	13.08 miles	Kawasaki NINJA 400

# BMCRC - MRO Championships 2022 - Rnd 5 @ Cadwell Park



## ACU Team Green Junior Cup & Senior 300

### RACE 13 - GRID (8 Laps)



ROW 12	34	23	Saskya BUSH	35	0	Graeme HARDIE	36	22	Greg STUBBERFIELD
ROW 11	31	14	Maryann McCARTNEY	32	48	Kevin SABBARTON	33	4	Nigel FRANKLIN
ROW 10	28	69	Dan DEARING	29	156	Jack WOLFF	30	73	Jemma HANNAFORD
ROW 9	25	18	George HIGGINS	26	66	Mark SMITH	27	70	Justin WHITE
ROW 8	22	32	Conor MURRAY	23	99	Malvern MAY	24	400	Stuart THURTLÉ
ROW 7	19	77	Joe WHITE	20	191	Craig DANCE	21	10	Mike BRUNSDON
ROW 6	16	55	Brandon BAKER	17	95	Greg MARSHALL	18	97	Ben PLATT
ROW 5	13	91	Sam HIRST	14	44	Sam GREEN	15	58	Matthew WOOD
ROW 4	10	20	Jack MUIR	11	31	Robbie PARK	12	27	Felix DORLING
ROW 3	7	34	Oliver ARBON	8	125	Ben JOLLIFFE	9	311	Nathan-Ellis WARD
ROW 2	4	19	James O'MARA	5	131	Dylan MELLOR	6	35	Zack WESTON
ROW 1	1	777	Maximus HARDY	2	8	Phil ATKINSON	3	60	Lennon DOCHERTY
<b>Pole</b>									

Cadwell Park: 2.1800 miles

These results are provisional until the conclusion of any judicial and technical matters.

Clerk Of Course :	Stewards :	Timekeeper : Sarah Evans
-------------------	------------	--------------------------

Results can be found at [www.tsl-timing.com](http://www.tsl-timing.com)

Printed - 10:48 Sunday, 26 June 2022





# BMCRC - MRO Championships 2022 - Rnd 5 @ Cadwell Park



## ACU Team Green Junior Cup & Senior 300

### RACE 13 - RESTART - CLASSIFICATION

# Kawasaki

POS	NO	CL	PIC NAME	ENTRY	LAPS	TIME	GAP	DIFF	MPH	BEST	ON
1	777	J	1 Maximus HARDY	Kawasaki NINJA 400 - DAD	6	10:34.320			74.23	1:43.550	4
2	60	J	2 Lennon DOCHERTY	Kawasaki NINJA 400 - Doc Fit Training	6	10:34.417	0.097	0.097	74.22	1:43.932	6
3	8	S	1 Phil ATKINSON	Kawasaki NINJA 400 - ROSE MOT/O Oil Treatment	6	10:36.309	1.989	1.892	74.00	1:44.257	5
4	131	J	3 Dylan MELLOR	Kawasaki NINJA 300 - BDS Motorcycles	6	10:39.373	5.053	3.064	73.64	1:44.579	5
5	19	J	4 James O'MARA	Kawasaki NINJA 400 - BRP Machining Ltd	6	10:43.802	9.482	4.429	73.14	1:45.320	6
6	34	J	5 Oliver ARBON	Kawasaki NINJA 400 - tt plumbing and heating	6	10:46.323	12.003	2.521	72.85	1:46.178	4
7	20	J	6 Jack MUIR	Kawasaki NINJA 400 -	6	10:49.642	15.322	3.319	72.48	1:46.498	6
8	311	J	7 Nathan-Ellis WARD	Kawasaki NINJA 300 - Zipped up racing	6	10:49.872	15.552	0.230	72.45	1:46.002	6
9	35	J	8 Zack WESTON	Kawasaki NINJA 400 - NW Racing	6	10:50.311	15.991	0.439	72.40	1:46.632	5
10	125	J	9 Ben JOLLIFFE	Kawasaki NINJA -	6	10:51.130	16.810	0.819	72.31	1:47.032	2
11	31	J	10 Robbie PARK	Kawasaki NINJA - Mom	6	10:59.757	25.437	8.627	71.37	1:47.676	2
12	77	J	11 Joe WHITE	Kawasaki NINJA 400 - Just In Graphics /MZ CONTF	6	11:12.453	38.133	12.696	70.02	1:50.484	4
13	91	J	12 Sam HIRST	Kawasaki NINJA - Valley Racing	6	11:12.480	38.160	0.027	70.02	1:50.129	5
14	191	J	13 Craig DANCE	Kawasaki NINJA 300 - 2 brothers scaffolding	6	11:13.101	38.781	0.621	69.95	1:49.091	6
15	44	J	14 Sam GREEN	Kawasaki NINJA 300 -	6	11:15.758	41.438	2.657	69.68	1:51.085	4
16	27	J	15 Felix DORLING	Kawasaki NINJA 400 - Kernow Controls	6	11:15.917	41.597	0.159	69.66	1:50.414	2
17	95	J	16 Greg MARSHALL	Kawasaki NINJA 300 - Mum & Dad; HEL Performa	6	11:15.945	41.625	0.028	69.66	1:50.427	2
18	97	J	17 Ben PLATT	Kawasaki NINJA 400 - adss ltd	6	11:16.315	41.995	0.370	69.62	1:50.380	4
19	32	S	2 Conor MURRAY	Kawasaki NINJA 300 -	6	11:17.808	43.488	1.493	69.47	1:51.039	3
20	99	S	3 Malvern MAY	Kawasaki NINJA 300 - IMP racing	6	11:22.907	48.587	5.099	68.95	1:51.529	5
21	66	S	4 Mark SMITH	Kawasaki NINJA 300 - MHP EXHAUST S	6	11:35.250	1:00.930	12.343	67.72	1:53.510	4
22	400	S	5 Stuart THURTLIE	Kawasaki NINJA 400 - TeamTortoise Racing	6	11:35.451	1:01.131	0.201	67.70	1:53.643	3
23	70	S	6 Justin WHITE	Kawasaki NINJA 400 - Just In Graphics	6	11:35.497	1:01.177	0.046	67.70	1:53.741	2
24	18	J	18 George HIGGINS	Kawasaki NINJA 400 - Aztec Racing	6	11:35.623	1:01.303	0.126	67.69	1:53.335	5
25	69	J	19 Dan DEARING	Kawasaki NINJA -	6	11:46.944	1:12.624	11.321	66.60	1:55.581	3
26	156	S	7 Jack WOLFF	Kawasaki NINJA 300 -	6	11:49.743	1:15.423	2.799	66.34	1:55.668	3

#### NOT STARTED

NS	10	S	Mike BRUNSDON	Kawasaki NINJA 400 - CF Fairford
NS	14	J	Maryann McCARTNEY	Kawasaki NINJA 300 - McCartney Racing
NS	58	J	Matthew WOOD	Kawasaki NINJA 400 (JSS) -
NS	73	S	Jemma HANNAFORD	Kawasaki NINJA 300 -

#### FASTEST LAP

777	J	Maximus HARDY	Kawasaki NINJA 400 - DAD	4	1:43.550	75.79 mph	121.97 kph
8	S	Phil ATKINSON	Kawasaki NINJA 400 - ROSE MOT/O Oil Treatment	5	1:44.257	75.27 mph	121.14 kph

Bikes #10, #14, #58 & #73 - did not start restarted race

Class J - 92.5% of Race Speed = 68.66 mph

Class S - 92.5% of Race Speed = 68.45 mph

Weather / Track : Cloudy / Dry

These results are provisional until the conclusion of any judicial and technical matters.

Race Distance: 6 Laps / 13.08 miles

Cadwell Park: 2.1800 miles

Date: 26/06/2022 Start: 16:01 Finish: 16:12

Clerk Of Course :	Stewards :	Timekeeper : Sarah Evans
-------------------	------------	--------------------------

Results can be found at [www.tsl-timing.com](http://www.tsl-timing.com)

Printed - 16:13 Sunday, 26 June 2022



# BMCRC - MRO Championships 2022 - Rnd 5 @ Cadwell Park

## ACU Team Green Junior Cup & Senior 300

### RACE 13 - RESTART - LAP CHART

#### LAP 1 @ 16:03:27.122

NO	BEHIND	LAP TIME
777		1:50.784
60	0.429	1:51.213
8	1.184	1:51.968
131	1.241	1:52.025
311	2.319	1:53.103
34	2.913	1:53.697
35	3.198	1:53.982
19	3.566	1:54.350
125	3.951	1:54.735
20	4.672	1:55.456
44	6.281	1:57.065
31	6.494	1:57.278
27	7.509	1:58.293
91	8.082	1:58.866
77	8.309	1:59.093
95	9.053	1:59.837
32	9.874	2:00.658
191	10.012	2:00.796
70	11.131	2:01.915
97	11.418	2:02.202
99	11.972	2:02.756
400	12.171	2:02.955
66	12.835	2:03.619
156	14.253	2:05.037
18	14.911	2:05.695
69	15.239	2:06.023

#### LAP 2 @ 16:05:12.433

NO	BEHIND	LAP TIME
777		1:45.311
60	0.147	1:45.029
8	0.602	1:44.729
131	0.867	1:44.937
311	4.317	1:47.309
34	4.612	1:47.010
35	4.837	1:46.950
19	5.123	1:46.868
125	5.672	1:47.032
20	5.875	1:46.514
31	8.859	1:47.676
44	12.227	1:51.257
27	12.612	1:50.414
77	13.566	1:50.568
95	14.169	1:50.427
91	14.333	1:51.562
191	14.636	1:49.935
97	16.665	1:50.558
32	17.202	1:52.639
70	19.561	1:53.741
99	19.886	1:53.225
400	20.974	1:54.114
66	21.592	1:54.068
18	24.523	1:54.923
156	25.457	1:56.515
69	25.886	1:55.958

#### LAP 3 @ 16:06:58.508

NO	BEHIND	LAP TIME
60		1:45.928
777	0.126	1:46.201
8	0.544	1:46.017
131	0.585	1:45.793

19	4.867	1:45.819
34	5.553	1:47.016
311	6.523	1:48.281
35	6.972	1:48.210
125	7.253	1:47.656
20	7.699	1:47.899
31	11.464	1:48.680
77	18.019	1:50.528
44	18.208	1:52.056
27	18.386	1:51.849
95	18.859	1:50.765
91	18.904	1:50.646
191	19.097	1:50.536
97	21.202	1:50.612
32	22.166	1:51.039
99	25.973	1:52.162
70	27.836	1:54.350
400	28.542	1:53.643
66	29.353	1:53.836
18	32.474	1:54.026
156	35.050	1:55.668
69	35.392	1:55.581

#### LAP 4 @ 16:08:42.184

NO	BEHIND	LAP TIME
777		1:43.550
60	0.640	1:44.316
8	1.415	1:44.547
131	1.903	1:44.994
19	6.881	1:45.690
34	8.055	1:46.178
311	10.423	1:47.576
35	10.539	1:47.243
20	10.705	1:46.682
125	10.863	1:47.286
31	16.330	1:48.542
77	24.827	1:50.484
44	25.617	1:51.085
27	25.814	1:51.104
91	25.944	1:50.716
95	26.396	1:51.213
191	26.469	1:51.048
97	27.906	1:50.380
32	29.760	1:51.270
99	33.993	1:51.696
70	38.883	1:54.723
66	39.187	1:53.510
400	40.056	1:55.190
18	42.781	1:53.983
156	47.462	1:56.088
69	47.821	1:56.105

#### LAP 5 @ 16:10:26.823

NO	BEHIND	LAP TIME
60		1:43.999
777	0.184	1:44.823
8	1.033	1:44.257
131	1.843	1:44.579
19	7.997	1:45.755
34	9.645	1:46.229
35	12.532	1:46.632
20	12.659	1:46.593
311	13.385	1:47.601
125	13.606	1:47.382
31	20.807	1:49.116

#### LAP 6 @ 16:12:10.658

NO	BEHIND	LAP TIME
777		1:43.651
60	0.097	1:43.932
8	1.989	1:44.791
131	5.053	1:47.045
19	9.482	1:45.320
34	12.003	1:46.193
20	15.322	1:46.498
311	15.552	1:46.002
35	15.991	1:47.294
125	16.810	1:47.039
31	25.437	1:48.465
77	38.133	1:50.990
91	38.160	1:50.561
191	38.781	1:49.091
44	41.438	1:51.730
27	41.597	1:51.849
95	41.625	1:51.095
97	41.995	1:51.482
32	43.488	1:51.150
99	48.587	1:51.539
66	1:00.930	1:55.734
400	1:01.131	1:55.010
70	1:01.177	1:54.986
18	1:01.303	1:53.661
69	1:12.624	1:56.534
156	1:15.423	1:59.551

# BMCRC - MRO Championships 2022 - Rnd 5 @ Cadwell Park

## ACU Team Green Junior Cup & Senior 300

### RACE 13 - RESTART - SECTOR ANALYSIS



SECTOR 1 = FL to I1, SECTOR 2 = I1 to FL, DIFF = Difference To Personal Best Lap, P = Crossed Finish Line in Pit Lane, D = Time Disallowed

P1		777 J		Maximus HARDY		Kawasaki NINJA 400 - DAD	
IDEAL LAP TIME : 1:43.550		BEST LAP TIME : 1:43.550		DIFFERENCE : 0.000			
LAP	SECTOR 1	SECTOR 2	LAP TIME	MPH	DIFF	TIME OF DAY	
1 -		43.251	1:50.784	70.84	7.234	16:03:27.122	
2 -	1:02.078	43.233	1:45.311	74.52	1.761	16:05:12.433	
3 -	1:02.644	43.557	1:46.201	73.89	2.651	16:06:58.634	
4 -	<b>1:01.029</b>	<b>42.521</b>	<b>1:43.550 (1)</b>	<b>75.79</b>		<b>16:08:42.184</b>	
5 -	1:01.503	43.320	1:44.823 (3)	74.86	1.273	16:10:27.007	
6 -	1:01.090	42.561	1:43.651 (2)	75.71	0.101	16:12:10.658	

P2		60 J		Lennon DOCHERTY		Kawasaki NINJA 400 - Doc Fit Training	
IDEAL LAP TIME : 1:43.265		BEST LAP TIME : 1:43.932		DIFFERENCE : 0.667			
LAP	SECTOR 1	SECTOR 2	LAP TIME	MPH	DIFF	TIME OF DAY	
1 -		43.848	1:51.213	70.56	7.281	16:03:27.551	
2 -	1:01.856	43.173	1:45.029	74.72	1.097	16:05:12.580	
3 -	1:02.337	43.591	1:45.928	74.08	1.996	16:06:58.508	
4 -	1:01.310	43.006	1:44.316 (3)	75.23	0.384	16:08:42.824	
5 -	<b>1:00.729</b>	43.270	1:43.999 (2)	75.46	0.067	16:10:26.823	
6 -	1:01.396	<b>42.536</b>	<b>1:43.932 (1)</b>	<b>75.51</b>		<b>16:12:10.755</b>	

P3		8 S		Phil ATKINSON		Kawasaki NINJA 400 - ROSE MOT/Q Oil Treatments	
IDEAL LAP TIME : 1:44.234		BEST LAP TIME : 1:44.257		DIFFERENCE : 0.023			
LAP	SECTOR 1	SECTOR 2	LAP TIME	MPH	DIFF	TIME OF DAY	
1 -		44.321	1:51.968	70.09	7.711	16:03:28.306	
2 -	1:01.667	43.062	1:44.729 (3)	74.93	0.472	16:05:13.035	
3 -	1:02.241	43.776	1:46.017	74.02	1.760	16:06:59.052	
4 -	1:01.552	<b>42.995</b>	1:44.547 (2)	75.06	0.290	16:08:43.599	
5 -	<b>1:01.239</b>	43.018	<b>1:44.257 (1)</b>	<b>75.27</b>		<b>16:10:27.856</b>	
6 -	1:01.341	43.450	1:44.791	74.89	0.534	16:12:12.647	

P4		131 J		Dylan MELLOR		Kawasaki NINJA 300 - BDS Motorcycles	
IDEAL LAP TIME : 1:44.294		BEST LAP TIME : 1:44.579		DIFFERENCE : 0.285			
LAP	SECTOR 1	SECTOR 2	LAP TIME	MPH	DIFF	TIME OF DAY	
1 -		43.772	1:52.025	70.05	7.446	16:03:28.363	
2 -	1:01.902	<b>43.035</b>	1:44.937 (2)	74.78	0.358	16:05:13.300	
3 -	1:02.150	43.643	1:45.793	74.18	1.214	16:06:59.093	
4 -	1:01.813	43.181	1:44.994 (3)	74.74	0.415	16:08:44.087	
5 -	<b>1:01.259</b>	43.320	<b>1:44.579 (1)</b>	<b>75.04</b>		<b>16:10:28.666</b>	
6 -	1:02.606	44.439	1:47.045	73.31	2.466	16:12:15.711	

P5		19 J		James O'MARA		Kawasaki NINJA 400 - BRP Machining Ltd	
IDEAL LAP TIME : 1:45.320		BEST LAP TIME : 1:45.320		DIFFERENCE : 0.000			
LAP	SECTOR 1	SECTOR 2	LAP TIME	MPH	DIFF	TIME OF DAY	
1 -		44.728	1:54.350	68.63	9.030	16:03:30.688	
2 -	1:02.233	44.635	1:46.868	73.43	1.548	16:05:17.556	
3 -	1:02.136	43.683	1:45.819	74.16	0.499	16:07:03.375	
4 -	1:02.078	43.612	1:45.690 (2)	74.25	0.370	16:08:49.065	
5 -	1:01.837	43.918	1:45.755 (3)	74.20	0.435	16:10:34.820	
6 -	<b>1:01.725</b>	<b>43.595</b>	<b>1:45.320 (1)</b>	<b>74.51</b>		<b>16:12:20.140</b>	

P6		34 J		Oliver ARBON		Kawasaki NINJA 400 - tt plumbing and heating	
IDEAL LAP TIME : 1:45.941		BEST LAP TIME : 1:46.178		DIFFERENCE : 0.237			
LAP	SECTOR 1	SECTOR 2	LAP TIME	MPH	DIFF	TIME OF DAY	
1 -		44.640	1:53.697	69.02	7.519	16:03:30.035	
2 -	1:02.474	44.536	1:47.010	73.33	0.832	16:05:17.045	
3 -	1:02.790	44.226	1:47.016	73.33	0.838	16:07:04.061	
4 -	<b>1:01.970</b>	44.208	<b>1:46.178 (1)</b>	<b>73.91</b>		<b>16:08:50.239</b>	
5 -	1:02.258	<b>43.971</b>	1:46.229 (3)	73.87	0.051	16:10:36.468	
6 -	1:02.124	44.069	1:46.193 (2)	73.90	0.015	16:12:22.661	

# BMCRC - MRO Championships 2022 - Rnd 5 @ Cadwell Park

## ACU Team Green Junior Cup & Senior 300

### RACE 13 - RESTART - SECTOR ANALYSIS



SECTOR 1 = FL to I1, SECTOR 2 = I1 to FL, DIFF = Difference To Personal Best Lap, P = Crossed Finish Line in Pit Lane, D = Time Disallowed

P7 20 J		Jack MUIR		Kawasaki NINJA 400 -			
IDEAL LAP TIME : 1:46.128		BEST LAP TIME : 1:46.498		DIFFERENCE : 0.370			
LAP	SECTOR 1	SECTOR 2	LAP TIME	MPH	DIFF	TIME OF DAY	
1 -		45.018	1:55.456	67.97	8.958	16:03:31.794	
2 -	<b>1:02.144</b>	44.370	1:46.514 (2)	73.68	0.016	16:05:18.308	
3 -	1:02.670	45.229	1:47.899	72.73	1.401	16:07:06.207	
4 -	1:02.349	44.333	1:46.682	73.56	0.184	16:08:52.889	
5 -	1:02.518	44.075	1:46.593 (3)	73.62	0.095	16:10:39.482	
6 -	1:02.514	<b>43.984</b>	<b>1:46.498 (1)</b>	<b>73.69</b>		<b>16:12:25.980</b>	

P8 31 J		Nathan-Ellis WARD		Kawasaki NINJA 300 - Zipped up racing			
IDEAL LAP TIME : 1:46.002		BEST LAP TIME : 1:46.002		DIFFERENCE : 0.000			
LAP	SECTOR 1	SECTOR 2	LAP TIME	MPH	DIFF	TIME OF DAY	
1 -		44.126	1:53.103	69.38	7.101	16:03:29.441	
2 -	1:02.638	44.671	1:47.309 (2)	73.13	1.307	16:05:16.750	
3 -	1:03.465	44.816	1:48.281	72.47	2.279	16:07:05.031	
4 -	1:02.967	44.609	1:47.576 (3)	72.95	1.574	16:08:52.607	
5 -	1:02.999	44.602	1:47.601	72.93	1.599	16:10:40.208	
6 -	<b>1:02.000</b>	<b>44.002</b>	<b>1:46.002 (1)</b>	<b>74.03</b>		<b>16:12:26.210</b>	

P9 35 J		Zack WESTON		Kawasaki NINJA 400 - NW Racing			
IDEAL LAP TIME : 1:46.463		BEST LAP TIME : 1:46.632		DIFFERENCE : 0.169			
LAP	SECTOR 1	SECTOR 2	LAP TIME	MPH	DIFF	TIME OF DAY	
1 -		44.594	1:53.982	68.85	7.350	16:03:30.320	
2 -	<b>1:02.391</b>	44.559	1:46.950 (2)	73.38	0.318	16:05:17.270	
3 -	1:03.303	44.907	1:48.210	72.52	1.578	16:07:05.480	
4 -	1:02.677	44.566	1:47.243 (3)	73.18	0.611	16:08:52.723	
5 -	1:02.452	44.180	<b>1:46.632 (1)</b>	<b>73.59</b>		<b>16:10:39.355</b>	
6 -	1:03.222	<b>44.072</b>	1:47.294	73.14	0.662	16:12:26.649	

P10 125 J		Ben JOLLIFFE		Kawasaki NINJA -			
IDEAL LAP TIME : 1:46.961		BEST LAP TIME : 1:47.032		DIFFERENCE : 0.071			
LAP	SECTOR 1	SECTOR 2	LAP TIME	MPH	DIFF	TIME OF DAY	
1 -		44.795	1:54.735	68.40	7.703	16:03:31.073	
2 -	<b>1:02.583</b>	44.449	<b>1:47.032 (1)</b>	<b>73.32</b>		<b>16:05:18.105</b>	
3 -	1:02.600	45.056	1:47.656	72.89	0.624	16:07:05.761	
4 -	1:02.676	44.610	1:47.286 (3)	73.15	0.254	16:08:53.047	
5 -	1:02.969	44.413	1:47.382	73.08	0.350	16:10:40.429	
6 -	1:02.661	<b>44.378</b>	1:47.039 (2)	73.31	0.007	16:12:27.468	

P11 31 J		Robbie PARK		Kawasaki NINJA - Mom			
IDEAL LAP TIME : 1:47.465		BEST LAP TIME : 1:47.676		DIFFERENCE : 0.211			
LAP	SECTOR 1	SECTOR 2	LAP TIME	MPH	DIFF	TIME OF DAY	
1 -		45.993	1:57.278	66.91	9.602	16:03:33.616	
2 -	<b>1:02.099</b>	45.577	<b>1:47.676 (1)</b>	<b>72.88</b>		<b>16:05:21.292</b>	
3 -	1:03.050	45.630	1:48.680	72.21	1.004	16:07:09.972	
4 -	1:03.176	<b>45.366</b>	1:48.542 (3)	72.30	0.866	16:08:58.514	
5 -	1:03.506	45.610	1:49.116	71.92	1.440	16:10:47.630	
6 -	1:03.030	45.435	1:48.465 (2)	72.35	0.789	16:12:36.095	

P12 77 J		Joe WHITE		Kawasaki NINJA 400 - Just In Graphics /MZ CONTRACTS/ Silve			
IDEAL LAP TIME : 1:50.156		BEST LAP TIME : 1:50.484		DIFFERENCE : 0.328			
LAP	SECTOR 1	SECTOR 2	LAP TIME	MPH	DIFF	TIME OF DAY	
1 -		46.340	1:59.093	65.89	8.609	16:03:35.431	
2 -	1:04.287	46.281	1:50.568 (3)	70.97	0.084	16:05:25.999	
3 -	<b>1:03.887</b>	46.641	1:50.528 (2)	71.00	0.044	16:07:16.527	
4 -	1:04.085	46.399	<b>1:50.484 (1)</b>	<b>71.03</b>		<b>16:09:07.011</b>	
5 -	1:04.521	<b>46.269</b>	1:50.790	70.83	0.306	16:10:57.801	
6 -	1:04.541	46.449	1:50.990	70.70	0.506	16:12:48.791	

# BMCRC - MRO Championships 2022 - Rnd 5 @ Cadwell Park

## ACU Team Green Junior Cup & Senior 300

### RACE 13 - RESTART - SECTOR ANALYSIS



SECTOR 1 = FL to I1, SECTOR 2 = I1 to FL, DIFF = Difference To Personal Best Lap, P = Crossed Finish Line in Pit Lane, D = Time Disallowed

P13 91 J Sam HIRST		Kawasaki NINJA - Valley Racing				
IDEAL LAP TIME : 1:50.129		BEST LAP TIME : 1:50.129		DIFFERENCE : 0.000		
LAP	SECTOR 1	SECTOR 2	LAP TIME	MPH	DIFF	TIME OF DAY
1 -		46.540	1:58.866	66.02	8.737	16:03:35.204
2 -	1:05.356	46.206	1:51.562	70.34	1.433	16:05:26.766
3 -	1:04.396	46.250	1:50.646 (3)	70.92	0.517	16:07:17.412
4 -	1:04.485	46.231	1:50.716	70.88	0.587	16:09:08.128
5 -	<b>1:03.993</b>	<b>46.136</b>	<b>1:50.129 (1)</b>	<b>71.26</b>		<b>16:10:58.257</b>
6 -	1:04.252	46.309	1:50.561 (2)	70.98	0.432	16:12:48.818

P14 191 J Craig DANCE		Kawasaki NINJA 300 - 2 brothers scaffolding				
IDEAL LAP TIME : 1:49.091		BEST LAP TIME : 1:49.091		DIFFERENCE : 0.000		
LAP	SECTOR 1	SECTOR 2	LAP TIME	MPH	DIFF	TIME OF DAY
1 -		47.026	2:00.796	64.96	11.705	16:03:37.134
2 -	1:03.926	46.009	1:49.935 (2)	71.38	0.844	16:05:27.069
3 -	1:04.407	46.129	1:50.536 (3)	71.00	1.445	16:07:17.605
4 -	1:04.750	46.298	1:51.048	70.67	1.957	16:09:08.653
5 -	1:05.057	46.638	1:51.695	70.26	2.604	16:11:00.348
6 -	<b>1:03.716</b>	<b>45.375</b>	<b>1:49.091 (1)</b>	<b>71.94</b>		<b>16:12:49.439</b>

P15 44 J Sam GREEN		Kawasaki NINJA 300 -				
IDEAL LAP TIME : 1:50.217		BEST LAP TIME : 1:51.085		DIFFERENCE : 0.868		
LAP	SECTOR 1	SECTOR 2	LAP TIME	MPH	DIFF	TIME OF DAY
1 -		<b>45.952</b>	1:57.065	67.04	5.980	16:03:33.403
2 -	<b>1:04.265</b>	46.992	1:51.257 (2)	70.53	0.172	16:05:24.660
3 -	1:04.939	47.117	1:52.056	70.03	0.971	16:07:16.716
4 -	1:04.449	46.636	<b>1:51.085 (1)</b>	<b>70.64</b>		<b>16:09:07.801</b>
5 -	1:05.372	47.193	1:52.565	69.72	1.480	16:11:00.366
6 -	1:05.041	46.689	1:51.730 (3)	70.24	0.645	16:12:52.096

P16 27 J Felix DORLING		Kawasaki NINJA 400 - Kernow Controls				
IDEAL LAP TIME : 1:50.414		BEST LAP TIME : 1:50.414		DIFFERENCE : 0.000		
LAP	SECTOR 1	SECTOR 2	LAP TIME	MPH	DIFF	TIME OF DAY
1 -		46.542	1:58.293	66.34	7.879	16:03:34.631
2 -	<b>1:04.596</b>	<b>45.818</b>	<b>1:50.414 (1)</b>	<b>71.07</b>		<b>16:05:25.045</b>
3 -	1:05.490	46.359	1:51.849 (3)	70.16	1.435	16:07:16.894
4 -	1:04.745	46.359	1:51.104 (2)	70.63	0.690	16:09:07.998
5 -	1:05.390	47.018	1:52.408	69.81	1.994	16:11:00.406
6 -	1:05.284	46.565	1:51.849 (3)	70.16	1.435	16:12:52.255

P17 95 J Greg MARSHALL		Kawasaki NINJA 300 - Mum & Dad; HEL Performance				
IDEAL LAP TIME : 1:50.266		BEST LAP TIME : 1:50.427		DIFFERENCE : 0.161		
LAP	SECTOR 1	SECTOR 2	LAP TIME	MPH	DIFF	TIME OF DAY
1 -		46.638	1:59.837	65.48	9.410	16:03:36.175
2 -	<b>1:03.898</b>	46.529	<b>1:50.427 (1)</b>	<b>71.07</b>		<b>16:05:26.602</b>
3 -	1:04.227	46.538	1:50.765 (2)	70.85	0.338	16:07:17.367
4 -	1:04.845	<b>46.368</b>	1:51.213	70.56	0.786	16:09:08.580
5 -	1:05.087	47.521	1:52.608	69.69	2.181	16:11:01.188
6 -	1:04.725	46.370	1:51.095 (3)	70.64	0.668	16:12:52.283

P18 97 J Ben PLATT		Kawasaki NINJA 400 - adss ltd				
IDEAL LAP TIME : 1:49.999		BEST LAP TIME : 1:50.380		DIFFERENCE : 0.381		
LAP	SECTOR 1	SECTOR 2	LAP TIME	MPH	DIFF	TIME OF DAY
1 -		49.216	2:02.202	64.22	11.822	16:03:38.540
2 -	1:05.104	45.454	1:50.558 (2)	70.98	0.178	16:05:29.098
3 -	1:04.752	45.860	1:50.612 (3)	70.95	0.232	16:07:19.710
4 -	1:05.024	<b>45.356</b>	<b>1:50.380 (1)</b>	<b>71.10</b>		<b>16:09:10.090</b>
5 -	<b>1:04.643</b>	46.438	1:51.081	70.65	0.701	16:11:01.171
6 -	1:05.150	46.332	1:51.482	70.39	1.102	16:12:52.653

# BMCRC - MRO Championships 2022 - Rnd 5 @ Cadwell Park

## ACU Team Green Junior Cup & Senior 300

### RACE 13 - RESTART - SECTOR ANALYSIS



SECTOR 1 = FL to I1, SECTOR 2 = I1 to FL, DIFF = Difference To Personal Best Lap, P = Crossed Finish Line in Pit Lane, D = Time Disallowed

P19 32 S		Conor MURRAY		Kawasaki NINJA 300 -		
IDEAL LAP TIME : 1:50.706		BEST LAP TIME : 1:51.039		DIFFERENCE : 0.333		
LAP	SECTOR 1	SECTOR 2	LAP TIME	MPH	DIFF	TIME OF DAY
1 -		46.971	2:00.658	65.04	9.619	16:03:36.996
2 -	1:05.263	47.376	1:52.639	69.67	1.600	16:05:29.635
3 -	1:05.085	<b>45.954</b>	<b>1:51.039 (1)</b>	<b>70.67</b>		<b>16:07:20.674</b>
4 -	1:04.845	46.425	1:51.270	70.53	0.231	16:09:11.944
5 -	<b>1:04.752</b>	46.300	1:51.052 (2)	70.67	0.013	16:11:02.996
6 -	1:04.754	46.396	1:51.150 (3)	70.60	0.111	16:12:54.146

P20 99 S		Malvern MAY		Kawasaki NINJA 300 - IMP racing		
IDEAL LAP TIME : 1:51.501		BEST LAP TIME : 1:51.529		DIFFERENCE : 0.028		
LAP	SECTOR 1	SECTOR 2	LAP TIME	MPH	DIFF	TIME OF DAY
1 -		47.779	2:02.756	63.93	11.227	16:03:39.094
2 -	1:06.349	46.876	1:53.225	69.31	1.696	16:05:32.319
3 -	1:05.844	46.318	1:52.162	69.97	0.633	16:07:24.481
4 -	1:05.787	45.909	1:51.696 (3)	70.26	0.167	16:09:16.177
5 -	1:05.656	<b>45.873</b>	<b>1:51.529 (1)</b>	<b>70.36</b>		<b>16:11:07.706</b>
6 -	<b>1:05.628</b>	45.911	1:51.539 (2)	70.36	0.010	16:12:59.245

P21 66 S		Mark SMITH		Kawasaki NINJA 300 - MHP EXHAUST'S		
IDEAL LAP TIME : 1:52.890		BEST LAP TIME : 1:53.510		DIFFERENCE : 0.620		
LAP	SECTOR 1	SECTOR 2	LAP TIME	MPH	DIFF	TIME OF DAY
1 -		48.211	2:03.619	63.48	10.109	16:03:39.957
2 -	1:06.143	47.925	1:54.068 (3)	68.80	0.558	16:05:34.025
3 -	<b>1:05.973</b>	47.863	1:53.836 (2)	68.94	0.326	16:07:27.861
4 -	1:06.593	<b>46.917</b>	<b>1:53.510 (1)</b>	<b>69.13</b>		<b>16:09:21.371</b>
5 -	1:06.906	47.577	1:54.483	68.55	0.973	16:11:15.854
6 -	1:07.449	48.285	1:55.734	67.81	2.224	16:13:11.588

P22 400 S		Stuart THURTL		Kawasaki NINJA 400 - TeamTortoise Racing		
IDEAL LAP TIME : 1:53.519		BEST LAP TIME : 1:53.643		DIFFERENCE : 0.124		
LAP	SECTOR 1	SECTOR 2	LAP TIME	MPH	DIFF	TIME OF DAY
1 -		48.049	2:02.955	63.82	9.312	16:03:39.293
2 -	1:06.434	47.680	1:54.114 (2)	68.77	0.471	16:05:33.407
3 -	<b>1:05.914</b>	47.729	<b>1:53.643 (1)</b>	<b>69.05</b>		<b>16:07:27.050</b>
4 -	1:07.361	47.829	1:55.190	68.13	1.547	16:09:22.240
5 -	1:06.934	<b>47.605</b>	1:54.539 (3)	68.51	0.896	16:11:16.779
6 -	1:06.802	48.208	1:55.010	68.23	1.367	16:13:11.789

P23 70 S		Justin WHITE		Kawasaki NINJA 400 - Just In Graphics		
IDEAL LAP TIME : 1:53.741		BEST LAP TIME : 1:53.741		DIFFERENCE : 0.000		
LAP	SECTOR 1	SECTOR 2	LAP TIME	MPH	DIFF	TIME OF DAY
1 -		47.283	2:01.915	64.37	8.174	16:03:38.253
2 -	<b>1:06.471</b>	<b>47.270</b>	<b>1:53.741 (1)</b>	<b>68.99</b>		<b>16:05:31.994</b>
3 -	1:06.684	47.666	1:54.350 (2)	68.63	0.609	16:07:26.344
4 -	1:07.203	47.520	1:54.723 (3)	68.40	0.982	16:09:21.067
5 -	1:07.583	48.199	1:55.782	67.78	2.041	16:11:16.849
6 -	1:07.106	47.880	1:54.986	68.25	1.245	16:13:11.835

P24 18 J		George HIGGINS		Kawasaki NINJA 400 - Aztec Racing		
IDEAL LAP TIME : 1:53.018		BEST LAP TIME : 1:53.335		DIFFERENCE : 0.317		
LAP	SECTOR 1	SECTOR 2	LAP TIME	MPH	DIFF	TIME OF DAY
1 -		49.154	2:05.695	62.43	12.360	16:03:42.033
2 -	1:06.787	48.136	1:54.923	68.28	1.588	16:05:36.956
3 -	1:06.471	47.555	1:54.026	68.82	0.691	16:07:30.982
4 -	1:06.850	47.133	1:53.983 (3)	68.85	0.648	16:09:24.965
5 -	1:06.263	<b>47.072</b>	<b>1:53.335 (1)</b>	<b>69.24</b>		<b>16:11:18.300</b>
6 -	<b>1:05.946</b>	47.715	1:53.661 (2)	69.04	0.326	16:13:11.961

# BMCRC - MRO Championships 2022 - Rnd 5 @ Cadwell Park

## ACU Team Green Junior Cup & Senior 300

### RACE 13 - RESTART - SECTOR ANALYSIS



SECTOR 1 = FL to I1, SECTOR 2 = I1 to FL, DIFF = Difference To Personal Best Lap, P = Crossed Finish Line in Pit Lane, D = Time Disallowed

P25 69 J		Dan DEARING		Kawasaki NINJA -			
IDEAL LAP TIME : 1:55.398		BEST LAP TIME : 1:55.581		DIFFERENCE : 0.183			
LAP	SECTOR 1	SECTOR 2	LAP TIME	MPH	DIFF	TIME OF DAY	
1 -		48.885	2:06.023	62.27	10.442	16:03:42.361	
2 -	<b>1:07.037</b>	48.921	1:55.958 (2)	67.68	0.377	16:05:38.319	
3 -	1:07.220	<b>48.361</b>	<b>1:55.581 (1)</b>	<b>67.90</b>		<b>16:07:33.900</b>	
4 -	1:07.521	48.584	1:56.105 (3)	67.59	0.524	16:09:30.005	
5 -	1:08.200	48.543	1:56.743	67.22	1.162	16:11:26.748	
6 -	1:08.155	48.379	1:56.534	67.34	0.953	16:13:23.282	

P26 156 S		Jack WOLFF		Kawasaki NINJA 300 -			
IDEAL LAP TIME : 1:55.668		BEST LAP TIME : 1:55.668		DIFFERENCE : 0.000			
LAP	SECTOR 1	SECTOR 2	LAP TIME	MPH	DIFF	TIME OF DAY	
1 -		48.644	2:05.037	62.76	9.369	16:03:41.375	
2 -	1:07.353	49.162	1:56.515 (3)	67.35	0.847	16:05:37.890	
3 -	<b>1:07.217</b>	<b>48.451</b>	<b>1:55.668 (1)</b>	<b>67.84</b>		<b>16:07:33.558</b>	
4 -	1:07.622	48.466	1:56.088 (2)	67.60	0.420	16:09:29.646	
5 -	1:08.113	48.771	1:56.884	67.14	1.216	16:11:26.530	
6 -	1:08.024	51.527	1:59.551	65.64	3.883	16:13:26.081	

# BMCRC - MRO Championships 2022 - Rnd 5 @ Cadwell Park

## ACU Team Green Junior Cup & Senior 300

### RACE 13 - RESTART - BEST SECTORS

SECTOR 1			SECTOR 2			IDEAL / BEST COMPARISON						
POS	NO	NAME	TIME	NO	NAME	TIME	POS	NO	NAME	IDEAL	BEST	DIFF
									<b>PERFECT LAP</b>	<b>1:43.250</b>		
1	60	DOCHERTY	1:00.729	777	HARDY	42.521	1	60	DOCHERTY	1:43.265	1:43.932	0.667
2	777	HARDY	1:01.029	60	DOCHERTY	42.536	2	777	HARDY	1:43.550	1:43.550	0.000
3	8	ATKINSON	1:01.239	8	ATKINSON	42.995	3	8	ATKINSON	1:44.234	1:44.257	0.023
4	131	MELLOR	1:01.259	131	MELLOR	43.035	4	131	MELLOR	1:44.294	1:44.579	0.285
5	19	O'MARA	1:01.725	19	O'MARA	43.595	5	19	O'MARA	1:45.320	1:45.320	0.000
6	34	ARBON	1:01.970	34	ARBON	43.971	6	34	ARBON	1:45.941	1:46.178	0.237
7	311	WARD	1:02.000	20	MUIR	43.984	7	311	WARD	1:46.002	1:46.002	0.000
8	31	PARK	1:02.099	311	WARD	44.002	8	20	MUIR	1:46.128	1:46.498	0.370
9	20	MUIR	1:02.144	35	WESTON	44.072	9	35	WESTON	1:46.463	1:46.632	0.169
10	35	WESTON	1:02.391	125	JOLLIFFE	44.378	10	125	JOLLIFFE	1:46.961	1:47.032	0.071
11	125	JOLLIFFE	1:02.583	97	PLATT	45.356	11	31	PARK	1:47.465	1:47.676	0.211
12	191	DANCE	1:03.716	31	PARK	45.366	12	191	DANCE	1:49.091	1:49.091	0.000
13	77	WHITE	1:03.887	191	DANCE	45.375	13	97	PLATT	1:49.999	1:50.380	0.381
14	95	MARSHALL	1:03.898	27	DORLING	45.818	14	91	HIRST	1:50.129	1:50.129	0.000
15	91	HIRST	1:03.993	99	MAY	45.873	15	77	WHITE	1:50.156	1:50.484	0.328
16	44	GREEN	1:04.265	44	GREEN	45.952	16	44	GREEN	1:50.217	1:51.085	0.868
17	27	DORLING	1:04.596	32	MURRAY	45.954	17	95	MARSHALL	1:50.266	1:50.427	0.161
18	97	PLATT	1:04.643	91	HIRST	46.136	18	27	DORLING	1:50.414	1:50.414	0.000
19	32	MURRAY	1:04.752	77	WHITE	46.269	19	32	MURRAY	1:50.706	1:51.039	0.333
20	99	MAY	1:05.628	95	MARSHALL	46.368	20	99	MAY	1:51.501	1:51.529	0.028
21	400	THURTL	1:05.914	66	SMITH	46.917	21	66	SMITH	1:52.890	1:53.510	0.620
22	18	HIGGINS	1:05.946	18	HIGGINS	47.072	22	18	HIGGINS	1:53.018	1:53.335	0.317
23	66	SMITH	1:05.973	70	WHITE	47.270	23	400	THURTL	1:53.519	1:53.643	0.124
24	70	WHITE	1:06.471	400	THURTL	47.605	24	70	WHITE	1:53.741	1:53.741	0.000
25	69	DEARING	1:07.037	69	DEARING	48.361	25	69	DEARING	1:55.398	1:55.581	0.183
26	156	WOLFF	1:07.217	156	WOLFF	48.451	26	156	WOLFF	1:55.668	1:55.668	0.000



# BMCRC - MRO Championships 2022 - Rnd 5 @ Cadwell Park

## ACU Team Green Junior Cup & Senior 300

### RACE 13 - RESTART - STATISTICS

<b>Competitors Started</b>	26
<b>Planned Start</b>	2022-06-26 @ 14:55:00.000
<b>Actual Start</b>	2022-06-26 @ 16:01:36.337
<b>Finish Time</b>	2022-06-26 @ 16:12:10.657
<b>Track Length</b>	2.1800mi.
<b>Total Laps</b>	156
<b>Total Distance Covered</b>	340.0829mi.

#### Session Fastest Lap History

NO	CL	NAME	LAP TIME	TIME OF DAY	LAP	VEHICLE
777	J	Maximus HARDY	1:45.311	16:05:12.452	2	Kawasaki NINJA 400
60	J	Lennon DOCHERTY	1:45.029	16:05:12.553	2	Kawasaki NINJA 400
8	S	Phil ATKINSON	1:44.729	16:05:13.047	2	Kawasaki NINJA 400
777	J	Maximus HARDY	1:43.550	16:08:42.203	4	Kawasaki NINJA 400

#### Session Leader History

NO	CL	NAME	FROM LAP	LAPS LED	DISTANCE	VEHICLE
777	J	Maximus HARDY	1	2	4.36 miles	Kawasaki NINJA 400
60	J	Lennon DOCHERTY	3	1	2.18 miles	Kawasaki NINJA 400
777	J	Maximus HARDY	4	1	2.18 miles	Kawasaki NINJA 400
60	J	Lennon DOCHERTY	5	1	2.18 miles	Kawasaki NINJA 400
777	J	Maximus HARDY	6	1	2.18 miles	Kawasaki NINJA 400

#### Flag History

TYPE	TIME OF DAY
GREEN	16:01:36.337
FINISH	16:12:10.657

#### Flag Statistics

TYPE	COUNT	TOTAL LAPS	TOTAL TIME
Green	1	6	11:52.170
Red	0	0	0.000
Safety Car	0	0	0.000
FCY	0	0	0.000

# BMCRC - MRO Championships 2022 - Rnd 5 @ Cadwell Park

## ACU Team Green Junior Cup & Senior 300

### RACE 13 - RESTART - STATISTICS

CLASS : J

19 Starters

#### Fastest Lap History

NO	NAME	LAP TIME	TIME OF DAY	LAP	VEHICLE
777	Maximus HARDY	1:45.311	16:05:12.452	2	Kawasaki NINJA 400
60	Lennon DOCHERTY	1:45.029	16:05:12.553	2	Kawasaki NINJA 400
131	Dylan MELLOR	1:44.937	16:05:13.341	2	Kawasaki NINJA 300
777	Maximus HARDY	1:43.550	16:08:42.203	4	Kawasaki NINJA 400

#### Leader History

NO	NAME	FROM LAP	LAPS LED	DISTANCE	VEHICLE
777	Maximus HARDY	1	2	4.36 miles	Kawasaki NINJA 400
60	Lennon DOCHERTY	3	1	2.18 miles	Kawasaki NINJA 400
777	Maximus HARDY	4	1	2.18 miles	Kawasaki NINJA 400
60	Lennon DOCHERTY	5	1	2.18 miles	Kawasaki NINJA 400
777	Maximus HARDY	6	1	2.18 miles	Kawasaki NINJA 400

# BMCRC - MRO Championships 2022 - Rnd 5 @ Cadwell Park

## ACU Team Green Junior Cup & Senior 300

### RACE 13 - RESTART - STATISTICS

CLASS : S

7 Starters

#### Fastest Lap History

NO	NAME	LAP TIME	TIME OF DAY	LAP	VEHICLE
8	Phil ATKINSON	1:44.729	16:05:13.047	2	Kawasaki NINJA 400
8	Phil ATKINSON	1:44.547	16:08:43.610	4	Kawasaki NINJA 400
8	Phil ATKINSON	1:44.257	16:10:27.867	5	Kawasaki NINJA 400

#### Leader History

NO	NAME	FROM LAP	LAPS LED	DISTANCE	VEHICLE
8	Phil ATKINSON	1	6	13.08 miles	Kawasaki NINJA 400



# REACTIVE PARTS MRO POWERBIKES inc CLUBMAN 1000



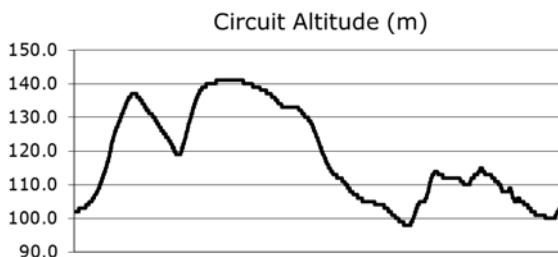
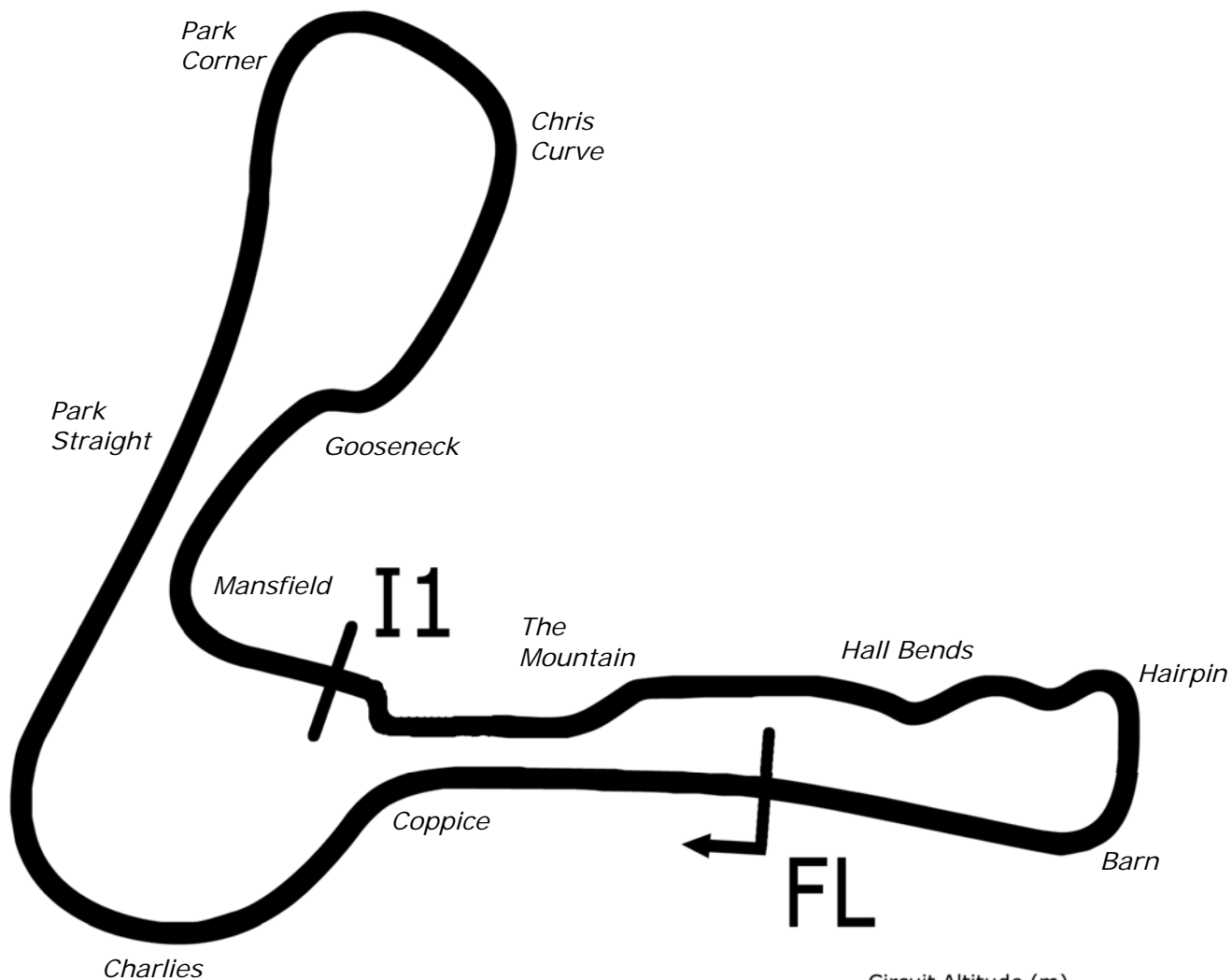
BMCRC-MRO Championships - Round 5  
Cadwell Park  
25<sup>th</sup> / 26<sup>th</sup> June 2022



Timing & Results Provided by Timing Solutions Ltd

[www.tsl-timing.com](http://www.tsl-timing.com)

# Cadwell Park



Length	2.1800 miles	3508.4 m	
FL		53.31024 N	0.05940 W
I1	2330m	53.30708 N	0.06270 W
Pit Entry	3472m	53.31103 N	0.05889 W
Pit Exit	0m after FL	53.31030 N	0.05940 W
Pit Entry-Pit Exit 92m, 6.6s @50kph, 5.5s @60kph			

All results available at [www.tsl-timing.com](http://www.tsl-timing.com)

# BMCRC - MRO Championships 2022 - Rnd 5 @ Cadwell Park

Reactive Parts MRO Powerbikes inc Clubman 1000



## QUALIFYING - CLASSIFICATION

POS	NO	CL	PIC NAME	ENTRY	TIME	ON	LAPS	GAP	DIFF	MPH
1	26		1 Josh WAINWRIGHT	Honda Fireblade - JW MOT Centre	1:31.419	7	7			85.84
2	31		2 Sam COX	BMW S1000RR - Belcom Cable Ltd	1:32.769	4	8	1.350	1.350	84.59
3	48		3 Nicky WILSON	Suzuki GSXR 1000 - Demon GP/Haslemere Motorcycle	1:32.966	5	8	1.547	0.197	84.41
4	9		4 Luke DIXON	BMW S1000RR -	1:33.253	4	7	1.834	0.287	84.15
5	2		5 Peter BAKER	Kawasaki ZX10R - TJ & Peter Baker MC/Dodfrey Eng	1:33.334	4	8	1.915	0.081	84.08
6	711		6 Ritchie THORNTON	Kawasaki ZX10R - Team 71	1:33.356	7	8	1.937	0.022	84.06
7	32		7 Martin MORRIS	BMW S1000RR - Morris Racing, Obsession Engineerin	1:33.942	7	7	2.523	0.586	83.54
8	98		8 Rick DICKINSON	Ducati PANIGALE V4 - MotorcycleRaceParts.co.uk	1:35.284	8	8	3.865	1.342	82.36
9	60		9 Jack YOUNGE	Kawasaki ZX10R - Chase Timber products	1:35.571	8	8	4.152	0.287	82.11
10	222	C	1 Phil ROOKE	Kawasaki ZX10R - Team Blumpkin Racing	1:37.186	7	7	5.767	1.615	80.75
11	53	C	2 Seamus McGLYNN	Yamaha R1 -	1:37.197	7	8	5.778	0.011	80.74
12	16		10 James BUCHANAN	Kawasaki ZX10RR - Bluemotion racing	1:37.330	3	7	5.911	0.133	80.63
13	449	C	3 Luke WALLINGTON	Yamaha R1 4C8 - BW Bespoke Developments Ltd	1:37.441	3	6	6.022	0.111	80.54
14	17		11 Phil BAKER	Ducati -	1:37.555	7	8	6.136	0.114	80.44
15	110	C	4 Michael CLARKE	Yamaha R1 - BIKEBASE - MX5 PARTS WAREHOUSE	1:37.580	5	5	6.161	0.025	80.42
16	57	C	5 Scott FORBES-COWDRY	Kawasaki ZX10R -	1:37.879	7	8	6.460	0.299	80.18
17	7	C	6 Seb JENKINS	Suzuki GSX-R 1000 - Long hours and hard graft	1:37.929	3	5	6.510	0.050	80.14
18	334	C	7 Anthony BRANDISH	Suzuki GSXR 1000 - BW bespoke developments ltd	1:38.359	6	8	6.940	0.430	79.79
19	63		12 Matthew WREN	Suzuki GSXR - TBR performance	1:40.349	3	5	8.930	1.990	78.20
20	179		13 Jason BURRILL	Ducati PANIGALE V2 -	1:42.125	6	6	10.706	1.776	76.84

Weather / Track : Sunny / Dry

These results are provisional until the conclusion of any judicial and technical matters.

Cadwell Park: 2.1800 miles

Date: 25/06/2022 Start: 10:39 Finish: 10:52

Clerk Of Course :

Stewards :

Timekeeper : Sarah Evans

Results can be found at [www.tsl-timing.com](http://www.tsl-timing.com)

Printed - 11:08 Saturday, 25 June 2022



# BMCRC - MRO Championships 2022 - Rnd 5 @ Cadwell Park

Reactive Parts MRO Powerbikes inc Clubman 1000

## QUALIFYING - SECTOR ANALYSIS



SECTOR 1 = FL to I1, SECTOR 2 = I1 to FL, DIFF = Difference To Personal Best Lap, P = Crossed Finish Line in Pit Lane, D = Time Disallowed

P1 26		Josh WAINWRIGHT		Honda Fireblade - JW MOT Centre			
IDEAL LAP TIME : 1:31.125		BEST LAP TIME : 1:31.419		DIFFERENCE : 0.294			
LAP	SECTOR 1	SECTOR 2	LAP TIME	MPH	DIFF	TIME OF DAY	
1 -	56.149	41.682	1:37.831	80.22	6.412	10:41:55.349	
2 -	53.597	38.232	1:31.829 (2)	85.46	0.410	10:43:27.178	
3 -	<b>53.002</b>	39.130	1:32.132 (3)	85.18	0.713	10:44:59.310	
4 -	54.756	41.985	1:36.741	81.12	5.322	10:46:36.051	
5 -	56.014	1:58.915	2:54.929	44.86	1:23.510	10:49:30.980	
6 -	56.167	39.163	1:35.330	82.32	3.911	10:51:06.310	
7 -	53.296	<b>38.123</b>	<b>1:31.419 (1)</b>	<b>85.84</b>		<b>10:52:37.729</b>	

P2 31		Sam COX		BMW S1000RR - Belcom Cable Ltd			
IDEAL LAP TIME : 1:32.769		BEST LAP TIME : 1:32.769		DIFFERENCE : 0.000			
LAP	SECTOR 1	SECTOR 2	LAP TIME	MPH	DIFF	TIME OF DAY	
1 -	55.007	40.028	1:35.035	82.58	2.266	10:41:52.608	
2 -	54.033	39.647	1:33.680	83.77	0.911	10:43:26.288	
3 -	53.609	39.434	1:33.043 (2)	84.34	0.274	10:44:59.331	
4 -	<b>53.441</b>	<b>39.328</b>	<b>1:32.769 (1)</b>	<b>84.59</b>		<b>10:46:32.100</b>	
5 -	53.744	39.446	1:33.190 (3)	84.21	0.421	10:48:05.290	
6 -	54.386	39.849	1:34.235	83.28	1.466	10:49:39.525	
7 -	54.020	39.859	1:33.879	83.59	1.110	10:51:13.404	
8 -	54.112	40.061	1:34.173	83.33	1.404	10:52:47.577	

P3 48		Nicky WILSON		Suzuki GSXR 1000 - Demon GP/Haslemere Motorcycles			
IDEAL LAP TIME : 1:32.966		BEST LAP TIME : 1:32.966		DIFFERENCE : 0.000			
LAP	SECTOR 1	SECTOR 2	LAP TIME	MPH	DIFF	TIME OF DAY	
1 -	58.232	40.845	1:39.077	79.21	6.111	10:42:09.447	
2 -	55.057	39.892	1:34.949	82.65	1.983	10:43:44.396	
3 -	54.682	39.451	1:34.133 (3)	83.37	1.167	10:45:18.529	
4 -	56.820	40.467	1:37.287	80.66	4.321	10:46:55.816	
5 -	<b>53.865</b>	<b>39.101</b>	<b>1:32.966 (1)</b>	<b>84.41</b>		<b>10:48:28.782</b>	
6 -	53.868	40.237	1:34.105 (2)	83.39	1.139	10:50:02.887	
7 -	55.884	41.391	1:37.275	80.67	4.309	10:51:40.162	
8 -	54.509	39.912	1:34.421	83.11	1.455	10:53:14.583	

P4 9		Luke DIXON		BMW S1000RR -			
IDEAL LAP TIME : 1:33.253		BEST LAP TIME : 1:33.253		DIFFERENCE : 0.000			
LAP	SECTOR 1	SECTOR 2	LAP TIME	MPH	DIFF	TIME OF DAY	
1 -	56.171	40.684	1:36.855	81.02	3.602	10:41:56.987	
2 -	54.707	40.202	1:34.909	82.69	1.656	10:43:31.896	
3 -	54.815	40.013	1:34.828	82.76	1.575	10:45:06.724	
4 -	<b>53.614</b>	<b>39.639</b>	<b>1:33.253 (1)</b>	<b>84.15</b>		<b>10:46:39.977</b>	
5 -	53.740	39.920	1:33.660 (3)	83.79	0.407	10:48:13.637	
6 -	53.677	39.916	1:33.593 (2)	83.85	0.340	10:49:47.230	
7 -	55.694	41.533	1:37.227	80.71	3.974	10:51:24.457	

P5 2		Peter BAKER		Kawasaki ZX10R - TJ & Peter Baker MC/Dodfrey Eng			
IDEAL LAP TIME : 1:33.266		BEST LAP TIME : 1:33.334		DIFFERENCE : 0.068			
LAP	SECTOR 1	SECTOR 2	LAP TIME	MPH	DIFF	TIME OF DAY	
1 -	57.166	40.202	1:37.368	80.60	4.034	10:41:57.879	
2 -	54.683	40.762	1:35.445	82.22	2.111	10:43:33.324	
3 -	54.316	39.733	1:34.049	83.44	0.715	10:45:07.373	
4 -	53.896	<b>39.438</b>	<b>1:33.334 (1)</b>	<b>84.08</b>		<b>10:46:40.707</b>	
5 -	<b>53.828</b>	39.639	1:33.467 (2)	83.96	0.133	10:48:14.174	
6 -	54.013	39.464	1:33.477 (3)	83.95	0.143	10:49:47.651	
7 -	54.507	39.682	1:34.189	83.32	0.855	10:51:21.840	
8 -	53.934	39.678	1:33.612	83.83	0.278	10:52:55.452	

# BMCRC - MRO Championships 2022 - Rnd 5 @ Cadwell Park

Reactive Parts MRO Powerbikes inc Clubman 1000

## QUALIFYING - SECTOR ANALYSIS



SECTOR 1 = FL to I1, SECTOR 2 = I1 to FL, DIFF = Difference To Personal Best Lap, P = Crossed Finish Line in Pit Lane, D = Time Disallowed

P6 711		Ritchie THORNTON		Kawasaki ZX10R - Team 71			
IDEAL LAP TIME : 1:33.356		BEST LAP TIME : 1:33.356		DIFFERENCE : 0.000			
LAP	SECTOR 1	SECTOR 2	LAP TIME	MPH	DIFF	TIME OF DAY	
1 -	57.128	42.230	1:39.358	78.98	6.002	10:42:40.529	
2 -	55.766	40.509	1:36.275	81.51	2.919	10:44:16.804	
3 -	54.883	39.796	1:34.679	82.89	1.323	10:45:51.483	
4 -	54.447	39.767	1:34.214 (3)	83.30	0.858	10:47:25.697	
5 -	56.675	43.086	1:39.761	78.66	6.405	10:49:05.458	
6 -	55.875	41.360	1:37.235	80.71	3.879	10:50:42.693	
7 -	<b>53.764</b>	<b>39.592</b>	<b>1:33.356 (1)</b>	<b>84.06</b>		<b>10:52:16.049</b>	
8 -	53.766	39.687	1:33.453 (2)	83.97	0.097	10:53:49.502	

P7 32		Martin MORRIS		BMW S1000RR - Morris Racing, Obsession Engineering			
IDEAL LAP TIME : 1:33.756		BEST LAP TIME : 1:33.942		DIFFERENCE : 0.186			
LAP	SECTOR 1	SECTOR 2	LAP TIME	MPH	DIFF	TIME OF DAY	
1 -	57.843	41.718	1:39.561	78.82	5.619	10:42:29.203	
2 -	55.711	40.501	1:36.212	81.57	2.270	10:44:05.415	
3 -	54.721	<b>39.551</b>	1:34.272 (3)	83.24	0.330	10:45:39.687	
4 -	55.772	41.006	1:36.778	81.09	2.836	10:47:16.465	
5 -	54.291	39.702	1:33.993 (2)	83.49	0.051	10:48:50.458	
6 -	55.847	41.746	1:37.593	80.41	3.651	10:50:28.051	
7 -	<b>54.205</b>	39.737	<b>1:33.942 (1)</b>	<b>83.54</b>		<b>10:52:01.993</b>	

P8 98		Rick DICKINSON		Ducati PANIGALE V4 - MotorcycleRaceParts.co.uk			
IDEAL LAP TIME : 1:35.274		BEST LAP TIME : 1:35.284		DIFFERENCE : 0.010			
LAP	SECTOR 1	SECTOR 2	LAP TIME	MPH	DIFF	TIME OF DAY	
1 -	1:03.845	43.998	1:47.843	72.77	12.559	10:42:29.524	
2 -	57.824	41.308	1:39.132	79.16	3.848	10:44:08.656	
3 -	56.721	40.856	1:37.577	80.42	2.293	10:45:46.233	
4 -	56.641	40.441	1:37.082	80.83	1.798	10:47:23.315	
5 -	55.921	40.398	1:36.319 (3)	81.47	1.035	10:48:59.634	
6 -	57.552	40.712	1:38.264	79.86	2.980	10:50:37.898	
7 -	55.987	<b>40.145</b>	1:36.132 (2)	81.63	0.848	10:52:14.030	
8 -	<b>55.129</b>	40.155	<b>1:35.284 (1)</b>	<b>82.36</b>		<b>10:53:49.314</b>	

P9 60		Jack YOUNGE		Kawasaki ZX10R - Chase Timber products			
IDEAL LAP TIME : 1:35.529		BEST LAP TIME : 1:35.571		DIFFERENCE : 0.042			
LAP	SECTOR 1	SECTOR 2	LAP TIME	MPH	DIFF	TIME OF DAY	
1 -	58.548	41.883	1:40.431	78.14	4.860	10:42:00.457	
2 -	55.852	<b>40.290</b>	1:36.142	81.62	0.571	10:43:36.599	
3 -	55.442	40.597	1:36.039 (2)	81.71	0.468	10:45:12.638	
4 -	56.080	40.917	1:36.997	80.91	1.426	10:46:49.635	
5 -	55.939	41.242	1:37.181	80.75	1.610	10:48:26.816	
6 -	55.645	40.448	1:36.093 (3)	81.67	0.522	10:50:02.909	
7 -	55.660	40.465	1:36.125	81.64	0.554	10:51:39.034	
8 -	<b>55.239</b>	40.332	<b>1:35.571 (1)</b>	<b>82.11</b>		<b>10:53:14.605</b>	

P10 222 C		Phil ROOKE		Kawasaki ZX10R - Team Blumpkin Racing			
IDEAL LAP TIME : 1:36.956		BEST LAP TIME : 1:37.186		DIFFERENCE : 0.230			
LAP	SECTOR 1	SECTOR 2	LAP TIME	MPH	DIFF	TIME OF DAY	
1 -	1:02.087	43.709	1:45.796	74.18	8.610	10:42:08.167	
2 -	56.872	41.596	1:38.468 (3)	79.70	1.282	10:43:46.635	
3 -	56.878	41.611	1:38.489	79.68	1.303	10:45:25.124	
4 -	56.185	41.025	1:37.210 (2)	80.73	0.024	10:47:02.334	
5 -	<b>55.937</b>	42.562	1:38.499	79.67	1.313	10:48:40.833	
6 -	59.817	43.071	1:42.888	76.27	5.702	10:50:23.721	
7 -	56.167	<b>41.019</b>	<b>1:37.186 (1)</b>	<b>80.75</b>		<b>10:52:00.907</b>	



# BMCRC - MRO Championships 2022 - Rnd 5 @ Cadwell Park

## Reactive Parts MRO Powerbikes inc Clubman 1000

### QUALIFYING - SECTOR ANALYSIS



SECTOR 1 = FL to I1, SECTOR 2 = I1 to FL, DIFF = Difference To Personal Best Lap, P = Crossed Finish Line in Pit Lane, D = Time Disallowed

P11 53 C		Seamus McGLYNN		Yamaha R1 -		
IDEAL LAP TIME : 1:37.197		BEST LAP TIME : 1:37.197		DIFFERENCE : 0.000		
LAP	SECTOR 1	SECTOR 2	LAP TIME	MPH	DIFF	TIME OF DAY
1 -	1:00.302	41.273	1:41.575	77.26	4.378	10:42:12.080
2 -	57.455	40.580	1:38.035	80.05	0.838	10:43:50.115
3 -	57.173	40.707	1:37.880	80.18	0.683	10:45:27.995
4 -	57.111	40.895	1:38.006	80.07	0.809	10:47:06.001
5 -	56.984	40.879	1:37.863 (3)	80.19	0.666	10:48:43.864
6 -	57.238	40.963	1:38.201	79.91	1.004	10:50:22.065
7 -	<b>56.838</b>	<b>40.359</b>	<b>1:37.197 (1)</b>	<b>80.74</b>		<b>10:51:59.262</b>
8 -	57.295	40.386	1:37.681 (2)	80.34	0.484	10:53:36.943

P12 16		James BUCHANAN		Kawasaki ZX10RR - Bluemotion racing		
IDEAL LAP TIME : 1:36.139		BEST LAP TIME : 1:37.330		DIFFERENCE : 1.191		
LAP	SECTOR 1	SECTOR 2	LAP TIME	MPH	DIFF	TIME OF DAY
1 -	56.908	41.587	1:38.495	79.67	1.165	10:41:56.446
2 -	56.027	42.160	1:38.187	79.92	0.857	10:43:34.633
3 -	56.114	41.216	<b>1:37.330 (1)</b>	<b>80.63</b>		<b>10:45:11.963</b>
4 -	55.920	41.606	1:37.526 (2)	80.47	0.196	10:46:49.489
5 -	55.889	IN PIT	2:28.802 P	52.74	51.472	10:49:18.291
6 -	OUTLAP	<b>40.758</b>	1:41.904	77.01	4.574	10:51:00.195
7 -	<b>55.381</b>	42.236	1:37.617 (3)	80.39	0.287	10:52:37.812

P13 449 C		Luke WALLINGTON		Yamaha R1 4C8 - BW Bespoke Developments Ltd		
IDEAL LAP TIME : 1:37.324		BEST LAP TIME : 1:37.441		DIFFERENCE : 0.117		
LAP	SECTOR 1	SECTOR 2	LAP TIME	MPH	DIFF	TIME OF DAY
1 -	1:00.752	3:21.671	4:22.423	29.90	2:44.982	10:45:31.760
2 -	57.705	41.395	1:39.100	79.19	1.659	10:47:10.860
3 -	56.274	<b>41.167</b>	<b>1:37.441 (1)</b>	<b>80.54</b>		<b>10:48:48.301</b>
4 -	56.647	41.418	1:38.065	80.02	0.624	10:50:26.366
5 -	<b>56.157</b>	41.366	1:37.523 (2)	80.47	0.082	10:52:03.889
6 -	56.353	41.250	1:37.603 (3)	80.40	0.162	10:53:41.492

P14 17		Phil BAKER		Ducati -		
IDEAL LAP TIME : 1:37.447		BEST LAP TIME : 1:37.555		DIFFERENCE : 0.108		
LAP	SECTOR 1	SECTOR 2	LAP TIME	MPH	DIFF	TIME OF DAY
1 -	1:01.571	42.405	1:43.976	75.47	6.421	10:42:19.010
2 -	58.827	41.648	1:40.475	78.10	2.920	10:43:59.485
3 -	57.987	41.425	1:39.412 (3)	78.94	1.857	10:45:38.897
4 -	57.555	41.930	1:39.485	78.88	1.930	10:47:18.382
5 -	58.641	41.793	1:40.434	78.14	2.879	10:48:58.816
6 -	58.960	<b>40.823</b>	1:39.783	78.65	2.228	10:50:38.599
7 -	<b>56.624</b>	40.931	<b>1:37.555 (1)</b>	<b>80.44</b>		<b>10:52:16.154</b>
8 -	56.780	41.191	1:37.971 (2)	80.10	0.416	10:53:54.125

P15 110 C		Michael CLARKE		Yamaha R1 - BIKEBASE - MX5 PARTS WAREHOUSE		
IDEAL LAP TIME : 1:37.580		BEST LAP TIME : 1:37.580		DIFFERENCE : 0.000		
LAP	SECTOR 1	SECTOR 2	LAP TIME	MPH	DIFF	TIME OF DAY
1 -	59.673	42.242	1:41.915	77.00	4.335	10:42:14.471
2 -	58.492	41.307	1:39.799	78.63	2.219	10:43:54.270
3 -	56.738	41.606	1:38.344 (2)	79.80	0.764	10:45:32.614
4 -	57.310	41.416	1:38.726 (3)	79.49	1.146	10:47:11.340
5 -	<b>56.482</b>	<b>41.098</b>	<b>1:37.580 (1)</b>	<b>80.42</b>		<b>10:48:48.920</b>

# BMCRC - MRO Championships 2022 - Rnd 5 @ Cadwell Park

## Reactive Parts MRO Powerbikes inc Clubman 1000

### QUALIFYING - SECTOR ANALYSIS



SECTOR 1 = FL to I1, SECTOR 2 = I1 to FL, DIFF = Difference To Personal Best Lap, P = Crossed Finish Line in Pit Lane, D = Time Disallowed

P16 57 C		Scott FORBES-COWDRY		Kawasaki ZX10R -			
IDEAL LAP TIME : 1:37.453		BEST LAP TIME : 1:37.879		DIFFERENCE : 0.426			
LAP	SECTOR 1	SECTOR 2	LAP TIME	MPH	DIFF	TIME OF DAY	
1 -	58.667	42.724	1:41.391	77.40	3.512	10:42:00.325	
2 -	57.881	41.766	1:39.647	78.75	1.768	10:43:39.972	
3 -	57.150	<b>41.112</b>	1:38.262 (3)	79.86	0.383	10:45:18.234	
4 -	56.924	41.399	1:38.323	79.81	0.444	10:46:56.557	
5 -	56.802	41.150	1:37.952 (2)	80.12	0.073	10:48:34.509	
6 -	57.195	41.771	1:38.966	79.30	1.087	10:50:13.475	
7 -	56.743	41.136	<b>1:37.879 (1)</b>	<b>80.18</b>		<b>10:51:51.354</b>	
8 -	<b>56.341</b>	42.763	1:39.104	79.19	1.225	10:53:30.458	

P17 7 C		Seb JENKINS		Suzuki GSX-R 1000 - Long hours and hard graft			
IDEAL LAP TIME : 1:37.832		BEST LAP TIME : 1:37.929		DIFFERENCE : 0.097			
LAP	SECTOR 1	SECTOR 2	LAP TIME	MPH	DIFF	TIME OF DAY	
1 -	58.019	41.684	1:39.703	78.71	1.774	10:42:10.869	
2 -	56.354	41.766	1:38.120 (3)	79.98	0.191	10:43:48.989	
3 -	<b>56.278</b>	41.651	<b>1:37.929 (1)</b>	<b>80.14</b>		<b>10:45:26.918</b>	
4 -	56.643	42.188	1:38.831	79.40	0.902	10:47:05.749	
5 -	56.410	<b>41.554</b>	1:37.964 (2)	80.11	0.035	10:48:43.713	

P18 334 C		Anthony BRANDISH		Suzuki GSXR 1000 - BW bespoke developments ltd			
IDEAL LAP TIME : 1:38.088		BEST LAP TIME : 1:38.359		DIFFERENCE : 0.271			
LAP	SECTOR 1	SECTOR 2	LAP TIME	MPH	DIFF	TIME OF DAY	
1 -	58.768	42.460	1:41.228	77.52	2.869	10:42:02.245	
2 -	57.673	42.255	1:39.928	78.53	1.569	10:43:42.173	
3 -	57.522	41.340	1:38.862 (3)	79.38	0.503	10:45:21.035	
4 -	56.940	41.799	1:38.739 (2)	79.48	0.380	10:46:59.774	
5 -	57.758	<b>41.290</b>	1:39.048	79.23	0.689	10:48:38.822	
6 -	<b>56.798</b>	41.561	<b>1:38.359 (1)</b>	<b>79.79</b>		<b>10:50:17.181</b>	
7 -	57.808	41.824	1:39.632	78.77	1.273	10:51:56.813	
8 -	57.165	42.125	1:39.290	79.04	0.931	10:53:36.103	

P19 63		Matthew WREN		Suzuki GSXR - TBR performance			
IDEAL LAP TIME : 1:39.788		BEST LAP TIME : 1:40.349		DIFFERENCE : 0.561			
LAP	SECTOR 1	SECTOR 2	LAP TIME	MPH	DIFF	TIME OF DAY	
1 -	59.738	42.695	1:42.433	76.61	2.084	10:42:14.410	
2 -	58.249	42.908	1:41.157 (3)	77.58	0.808	10:43:55.567	
3 -	<b>57.764</b>	42.585	<b>1:40.349 (1)</b>	<b>78.20</b>		<b>10:45:35.916</b>	
4 -	59.309	42.899	1:42.208	76.78	1.859	10:47:18.124	
5 -	58.400	<b>42.024</b>	1:40.424 (2)	78.14	0.075	10:48:58.548	

P20 179		Jason BURRILL		Ducati PANIGALE V2 -			
IDEAL LAP TIME : 1:42.125		BEST LAP TIME : 1:42.125		DIFFERENCE : 0.000			
LAP	SECTOR 1	SECTOR 2	LAP TIME	MPH	DIFF	TIME OF DAY	
1 -	1:03.351	44.573	1:47.924	72.71	5.799	10:42:40.704	
2 -	59.570	43.501	1:43.071 (2)	76.14	0.946	10:44:23.775	
3 -	59.798	43.705	1:43.503 (3)	75.82	1.378	10:46:07.278	
4 -	1:01.313	2:18.410	3:19.723	39.29	1:37.598	10:49:27.001	
5 -	59.849	44.291	1:44.140	75.36	2.015	10:51:11.141	
6 -	<b>58.737</b>	<b>43.388</b>	<b>1:42.125 (1)</b>	<b>76.84</b>		<b>10:52:53.266</b>	

# BMCRC - MRO Championships 2022 - Rnd 5 @ Cadwell Park

## Reactive Parts MRO Powerbikes inc Clubman 1000

### QUALIFYING - BEST SECTORS

SECTOR 1			SECTOR 2			IDEAL / BEST COMPARISON						
POS	NO	NAME	TIME	NO	NAME	TIME	POS	NO	NAME	IDEAL	BEST	DIFF
1	26	WAINWRIGHT	53.002	26	WAINWRIGHT	38.123	1	26	WAINWRIGHT	1:31.125	1:31.419	0.294
2	31	COX	53.441	48	WILSON	39.101	2	31	COX	1:32.769	1:32.769	0.000
3	9	DIXON	53.614	31	COX	39.328	3	48	WILSON	1:32.966	1:32.966	0.000
4	711	THORNTON	53.764	2	BAKER	39.438	4	9	DIXON	1:33.253	1:33.253	0.000
5	2	BAKER	53.828	32	MORRIS	39.551	5	2	BAKER	1:33.266	1:33.334	0.068
6	48	WILSON	53.865	711	THORNTON	39.592	6	711	THORNTON	1:33.356	1:33.356	0.000
7	32	MORRIS	54.205	9	DIXON	39.639	7	32	MORRIS	1:33.756	1:33.942	0.186
8	98	DICKINSON	55.129	98	DICKINSON	40.145	8	98	DICKINSON	1:35.274	1:35.284	0.010
9	60	YOUNGE	55.239	60	YOUNGE	40.290	9	60	YOUNGE	1:35.529	1:35.571	0.042
10	16	BUCHANAN	55.381	53	McGLYNN	40.359	10	16	BUCHANAN	1:36.139	1:37.330	1.191
11	222	ROOKE	55.937	16	BUCHANAN	40.758	11	222	ROOKE	1:36.956	1:37.186	0.230
12	449	WALLINGTON	56.157	17	BAKER	40.823	12	53	McGLYNN	1:37.197	1:37.197	0.000
13	7	JENKINS	56.278	222	ROOKE	41.019	13	449	WALLINGTON	1:37.324	1:37.441	0.117
14	57	FORBES-COWDRY	56.341	110	CLARKE	41.098	14	17	BAKER	1:37.447	1:37.555	0.108
15	110	CLARKE	56.482	57	FORBES-COWDRY	41.112	15	57	FORBES-COWDRY	1:37.453	1:37.879	0.426
16	17	BAKER	56.624	449	WALLINGTON	41.167	16	110	CLARKE	1:37.580	1:37.580	0.000
17	334	BRANDISH	56.798	334	BRANDISH	41.290	17	7	JENKINS	1:37.832	1:37.929	0.097
18	53	McGLYNN	56.838	7	JENKINS	41.554	18	334	BRANDISH	1:38.088	1:38.359	0.271
19	63	WREN	57.764	63	WREN	42.024	19	63	WREN	1:39.788	1:40.349	0.561
20	179	BURRILL	58.737	179	BURRILL	43.388	20	179	BURRILL	1:42.125	1:42.125	0.000

# BMCRC - MRO Championships 2022 - Rnd 5 @ Cadwell Park

Reactive Parts MRO Powerbikes inc Clubman 1000

## QUALIFYING - STATISTICS

**Competitors Started** 20  
**Planned Start** 2022-06-25 @ 10:42:00.000  
**Actual Start** 2022-06-25 @ 10:39:43.763  
**Finish Time** 2022-06-25 @ 10:52:25.590  
**Track Length** 2.1800mi.  
**Total Laps** 142  
**Total Distance Covered** 309.5626mi.

### Session Fastest Lap History

NO	CL	NAME	LAP TIME	TIME OF DAY	LAP	VEHICLE
31		Sam COX	1:35.035	10:41:52.629	1	BMW S1000RR
31		Sam COX	1:33.680	10:43:26.309	2	BMW S1000RR
26		Josh WAINWRIGHT	1:31.829	10:43:27.210	2	Honda Fireblade
26		Josh WAINWRIGHT	1:31.419	10:52:37.760	7	Honda Fireblade

### Flag History

TYPE	TIME OF DAY
GREEN	10:39:43.763
FINISH	10:52:25.590

### Flag Statistics

TYPE	COUNT	TOTAL LAPS	TOTAL TIME
Green	1	8	14:16.050
Red	0	0	0.000
Safety Car	0	0	0.000
FCY	0	0	0.000

# BMCRC - MRO Championships 2022 - Rnd 5 @ Cadwell Park

Reactive Parts MRO Powerbikes inc Clubman 1000

## QUALIFYING - STATISTICS

CLASS :

13 Starters

### Fastest Lap History

NO	NAME	LAP TIME	TIME OF DAY	LAP	VEHICLE
31	Sam COX	<b>1:35.035</b>	10:41:52.629	1	BMW S1000RR
31	Sam COX	<b>1:33.680</b>	10:43:26.309	2	BMW S1000RR
26	Josh WAINWRIGHT	<b>1:31.829</b>	10:43:27.210	2	Honda Fireblade
26	Josh WAINWRIGHT	<b>1:31.419</b>	10:52:37.760	7	Honda Fireblade

# BMCRC - MRO Championships 2022 - Rnd 5 @ Cadwell Park

Reactive Parts MRO Powerbikes inc Clubman 1000

## QUALIFYING - STATISTICS

CLASS : C

7 Starters

### Fastest Lap History

NO	NAME	LAP TIME	TIME OF DAY	LAP	VEHICLE
57	Scott FORBES-COWDRY	1:41.391	10:42:00.347	1	Kawasaki ZX10R
334	Anthony BRANDISH	1:41.228	10:42:02.250	1	Suzuki GSXR 1000
7	Seb JENKINS	1:39.703	10:42:10.881	1	Suzuki GSX-R 1000
57	Scott FORBES-COWDRY	1:39.647	10:43:39.995	2	Kawasaki ZX10R
222	Phil ROOKE	1:38.468	10:43:46.658	2	Kawasaki ZX10R
7	Seb JENKINS	1:38.120	10:43:49.001	2	Suzuki GSX-R 1000
53	Seamus McGLYNN	1:38.035	10:43:50.136	2	Yamaha R1
7	Seb JENKINS	1:37.929	10:45:26.929	3	Suzuki GSX-R 1000
53	Seamus McGLYNN	1:37.880	10:45:28.017	3	Yamaha R1
222	Phil ROOKE	1:37.210	10:47:02.357	4	Kawasaki ZX10R
53	Seamus McGLYNN	1:37.197	10:51:59.283	7	Yamaha R1
222	Phil ROOKE	1:37.186	10:52:00.930	7	Kawasaki ZX10R

# BMCRC - MRO Championships 2022 - Rnd 5 @ Cadwell Park



## Reactive Parts MRO Powerbikes inc Clubman 1000

### RACE 7 - GRID (10 Laps)

ROW 8	22	<b>55</b> Matthew WREN	
ROW 7	19	1:40.349 <b>63</b> Matthew WREN	21 <b>12</b> David COMBRINCK
ROW 6	16	1:37.879 <b>57</b> Scott FORBES-COWDRY	17 <b>7</b> Seb JENKINS
ROW 5	13	1:37.441 <b>449</b> Luke WALLINGTON	15 <b>110</b> Michael CLARKE
ROW 4	10	1:37.186 <b>222</b> Phil ROOKE	12 <b>16</b> James BUCHANAN
ROW 3	7	1:33.942 <b>32</b> Martin MORRIS	9 <b>60</b> Jack YOUNGE
ROW 2	4	1:33.253 <b>9</b> Luke DIXON	6 <b>711</b> Ritchie THORNTON
ROW 1	1	1:31.419 <b>26</b> Josh WAINWRIGHT	3 <b>48</b> Nicky WILSON
	2	1:32.769 <b>31</b> Sam COX	
		<b>Pole</b>	

Cadwell Park: 2.1800 miles

These results are provisional until the conclusion of any judicial and technical matters.

Clerk Of Course :	Stewards :	Timekeeper : Sarah Evans
-------------------	------------	--------------------------

Results can be found at [www.tsl-timing.com](http://www.tsl-timing.com)

Printed - 11:09 Saturday, 25 June 2022



# BMCRC - MRO Championships 2022 - Rnd 5 @ Cadwell Park

## Reactive Parts MRO Powerbikes inc Clubman 1000



### RACE 7 - CLASSIFICATION

POS	NO	CL	PIC NAME	ENTRY	LAPS	TIME	GAP	DIFF	MPH	BEST	ON
1	26		1 Josh WAINWRIGHT	Honda Fireblade - JW MOT Centre	10	15:34.690			83.96	1:32.487	3
2	31		2 Sam COX	BMW S1000RR - Belcom Cable Ltd	10	15:43.064	8.374	8.374	83.21	1:32.687	2
3	2		3 Peter BAKER	Kawasaki ZX10R - TJ & Peter Baker MC/Dodfrey Er	10	15:43.174	8.484	0.110	83.20	1:33.151	2
4	48		4 Nicky WILSON	Suzuki GSXR 1000 - Demon GP/Haslemere Motorc	10	15:43.976	9.286	0.802	83.13	1:33.038	2
5	9		5 Luke DIXON	BMW S1000RR -	10	15:44.239	9.549	0.263	83.11	1:33.306	2
6	32		6 Martin MORRIS	BMW S1000RR - Morris Racing, Obsession Engine	10	16:05.821	31.131	21.582	81.25	1:34.618	5
7	60		7 Jack YOUNGE	Kawasaki ZX10R - Chase Timber products	10	16:06.855	32.165	1.034	81.17	1:35.535	5
8	53	C	1 Seamus McGLYNN	Yamaha R1 -	10	16:11.592	36.902	4.737	80.77	1:35.966	4
9	98		8 Rick DICKINSON	Ducati PANIGALE V4 - MotorcycleRaceParts.co.uk	10	16:17.707	43.017	6.115	80.27	1:35.230	10
10	110	C	2 Michael CLARKE	Yamaha R1 - BIKEBASE - MX5 PARTS WAREHOL	10	16:18.707	44.017	1.000	80.18	1:36.527	4
11	16		9 James BUCHANAN	Kawasaki ZX10RR - Bluemotion racing	10	16:19.190	44.500	0.483	80.14	1:36.344	5
12	449	C	3 Luke WALLINGTON	Yamaha R1 4C8 - BW Bespoke Developments Ltd	10	16:22.506	47.816	3.316	79.87	1:36.159	3
13	17		10 Phil BAKER	Ducati -	10	16:26.579	51.889	4.073	79.54	1:36.731	10
14	222	C	4 Phil ROOKE	Kawasaki ZX10R - Team Blumpkin Racing	10	16:30.567	55.877	3.988	79.22	1:36.560	4
15	334	C	5 Anthony BRANDISH	Suzuki GSXR 1000 - BW bespoke developments ltr	10	16:37.810	1:03.120	7.243	78.65	1:37.896	10
16	57	C	6 Scott FORBES-COWDRY	Kawasaki ZX10R -	10	16:38.307	1:03.617	0.497	78.61	1:37.874	10
17	179		11 Jason BURRILL	Ducati PANIGALE V2 -	9	15:43.334	1 Lap	1 Lap	74.87	1:42.116	2

#### NOT CLASSIFIED

DNF	63		Matthew WREN	Suzuki GSXR - TBR performance	4	6:47.119	6 Laps	5 Laps	77.10	1:38.919	4
DNF	7	C	Seb JENKINS	Suzuki GSX-R 1000 - Long hours and hard graft	1	1:50.808	9 Laps	3 Laps	70.82		
DNF	711		Ritchie THORNTON	Kawasaki ZX10R - Team 71	0						

#### FASTEST LAP

26			Josh WAINWRIGHT	Honda Fireblade - JW MOT Centre	3	1:32.487			84.85 mph	136.56 kph
53	C		Seamus McGLYNN	Yamaha R1 -	4	1:35.966			81.77 mph	131.61 kph

Class - 92.5% of Race Speed = 77.66 mph  
 Class C - 92.5% of Race Speed = 74.71 mph

Weather / Track : Bright / Dry

These results are provisional until the conclusion of any judicial and technical matters.

Race Distance: 10 Laps / 21.80 miles

Cadwell Park: 2.1800 miles

Date: 25/06/2022 Start: 14:26 Finish: 14:41

Clerk Of Course :	Stewards :	Timekeeper : Sarah Evans
-------------------	------------	--------------------------

Results can be found at [www.tsl-timing.com](http://www.tsl-timing.com)

Printed - 14:43 Saturday, 25 June 2022





# BMCRC - MRO Championships 2022 - Rnd 5 @ Cadwell Park

## Reactive Parts MRO Powerbikes inc Clubman 1000

### RACE 7 - LAP CHART

LAP 1 @ 14:27:39.104			LAP 4 @ 14:32:16.719			LAP 7 @ 14:36:55.164					
NO	BEHIND	LAP TIME	NO	BEHIND	LAP TIME	NO	BEHIND	LAP TIME			
26		1:37.122	26		1:32.596	26		1:32.821	2	8.484	1:33.907
9	1.522	1:38.644	31	4.410	1:33.354	31	7.696	1:34.313	179	1 Lap	1:43.022
31	2.326	1:39.448	9	4.781	1:33.853	9	8.090	1:34.062	48	9.286	1:33.782
2	2.722	1:39.844	2	5.170	1:33.416	2	8.398	1:34.172	9	9.549	1:33.910
48	3.427	1:40.549	48	5.498	1:33.513	48	8.645	1:33.885	32	31.131	1:36.672
60	5.292	1:42.414	60	16.732	1:35.876	32	23.888	1:35.098	60	32.165	1:36.085
53	5.334	1:42.456	53	17.334	1:35.966	60	25.784	1:35.952	53	36.902	1:36.406
449	6.736	1:43.858	32	17.627	1:35.141	53	28.882	1:36.660	98	43.017	1:35.230
110	6.877	1:43.999	449	19.453	1:37.051	110	33.340	1:36.831	110	44.017	1:37.215
17	8.177	1:45.299	110	19.761	1:36.527	449	35.453	1:38.970	16	44.500	1:36.533
32	9.086	1:46.208	16	23.503	1:36.989	16	35.698	1:37.566	449	47.816	1:37.445
16	10.771	1:47.893	222	25.302	1:36.560	98	37.523	1:35.966	17	51.889	1:36.731
57	11.485	1:48.607	98	26.038	1:36.818	222	40.496	1:37.478	222	55.877	1:39.806
222	11.701	1:48.823	17	26.063	1:38.429	17	41.331	1:37.976	334	1:03.120	1:37.896
334	12.359	1:49.481	57	30.633	1:39.217	334	49.684	1:38.097	57	1:03.617	1:37.874
63	12.718	1:49.840	334	31.605	1:39.241	57	50.803	1:39.567			
98	12.950	1:50.072	63	32.382	1:38.919	179	1:22.869	1:44.630			
7	13.686	1:50.808	179	46.765	1:43.965						
179	14.670	1:51.792									

LAP 2 @ 14:29:11.636			LAP 5 @ 14:33:49.510			LAP 8 @ 14:38:28.057		
NO	BEHIND	LAP TIME	NO	BEHIND	LAP TIME	NO	BEHIND	LAP TIME
26		1:32.532	26		1:32.791	26		1:32.893
9	2.296	1:33.306	31	5.373	1:33.754	31	8.761	1:33.958
31	2.481	1:32.687	9	5.899	1:33.909	9	9.049	1:33.852
2	3.341	1:33.151	2	6.286	1:33.907	2	9.393	1:33.888
48	3.933	1:33.038	48	6.465	1:33.758	48	9.559	1:33.807
60	9.181	1:36.421	32	19.454	1:34.618	32	27.821	1:36.826
53	9.854	1:37.052	60	19.476	1:35.535	60	29.011	1:36.120
449	11.326	1:37.122	53	21.144	1:36.601	53	32.806	1:36.817
110	11.429	1:37.084	449	24.284	1:37.622	110	38.328	1:37.881
32	12.150	1:35.596	110	24.823	1:37.853	16	39.407	1:36.602
17	13.991	1:38.346	16	27.056	1:36.344	98	41.096	1:36.466
16	15.153	1:36.914	222	29.690	1:37.179	449	41.268	1:38.708
222	16.706	1:37.537	98	29.851	1:36.604	222	45.247	1:37.644
57	17.116	1:38.163	17	30.760	1:37.488	17	45.962	1:37.524
334	17.972	1:38.145	57	36.982	1:39.140	334	55.278	1:38.487
98	17.992	1:37.574	334	37.831	1:39.017	57	56.207	1:38.297
63	19.306	1:39.120	179	58.776	1:44.802			
179	24.254	1:42.116						

LAP 3 @ 14:30:44.123			LAP 6 @ 14:35:22.343			LAP 9 @ 14:40:01.836		
NO	BEHIND	LAP TIME	NO	BEHIND	LAP TIME	NO	BEHIND	LAP TIME
26		1:32.487	26		1:32.833	26		1:33.779
9	3.524	1:33.715	31	6.204	1:33.664	179	1 Lap	1:44.261
31	3.652	1:33.658	9	6.849	1:33.783	31	8.724	1:33.742
2	4.350	1:33.496	2	7.047	1:33.594	2	9.413	1:33.799
48	4.581	1:33.135	48	7.581	1:33.949	48	10.340	1:34.560
60	13.452	1:36.758	32	21.611	1:34.990	9	10.475	1:35.205
53	13.964	1:36.597	60	22.653	1:36.010	32	29.295	1:35.253
449	14.998	1:36.159	53	25.043	1:36.732	60	30.916	1:35.684
32	15.082	1:35.419	449	29.304	1:37.853	53	35.332	1:36.305
110	15.830	1:36.888	110	29.330	1:37.340	110	41.638	1:37.089
16	19.110	1:36.444	16	30.953	1:36.730	98	42.623	1:35.306
17	20.230	1:38.726	98	34.378	1:37.360	16	42.803	1:37.175
222	21.338	1:37.119	222	35.839	1:38.982	449	45.207	1:37.718
98	21.816	1:36.311	17	36.176	1:38.249	17	49.994	1:37.811
57	24.012	1:39.383	57	44.057	1:39.908	222	50.907	1:39.439
334	24.960	1:39.475	334	44.408	1:39.410	334	1:00.060	1:38.561
63	26.059	1:39.240	179	1:11.060	1:45.117	57	1:00.579	1:38.151
179	35.396	1:43.629						

LAP 10 @ 14:41:36.672		
NO	BEHIND	LAP TIME
26		1:34.836
31	8.374	1:34.486

# BMCRC - MRO Championships 2022 - Rnd 5 @ Cadwell Park

## Reactive Parts MRO Powerbikes inc Clubman 1000

### RACE 7 - SECTOR ANALYSIS



SECTOR 1 = FL to I1, SECTOR 2 = I1 to FL, DIFF = Difference To Personal Best Lap, P = Crossed Finish Line in Pit Lane, D = Time Disallowed

<b>P1 26</b>		<b>Josh WAINWRIGHT</b>		Honda Fireblade - JW MOT Centre			
IDEAL LAP TIME : 1:32.270		BEST LAP TIME : 1:32.487		DIFFERENCE : 0.217			
LAP	SECTOR 1	SECTOR 2	LAP TIME	MPH	DIFF	TIME OF DAY	
1 -		<b>38.651</b>	1:37.122	80.80	4.635	14:27:39.104	
2 -	<b>53.619</b>	38.913	1:32.532 (2)	84.81	0.045	14:29:11.636	
3 -	53.652	38.835	<b>1:32.487 (1)</b>	<b>84.85</b>		<b>14:30:44.123</b>	
4 -	53.864	38.732	1:32.596 (3)	84.75	0.109	14:32:16.719	
5 -	53.729	39.062	1:32.791	84.57	0.304	14:33:49.510	
6 -	54.156	38.677	1:32.833	84.53	0.346	14:35:22.343	
7 -	53.908	38.913	1:32.821	84.55	0.334	14:36:55.164	
8 -	53.953	38.940	1:32.893	84.48	0.406	14:38:28.057	
9 -	53.741	40.038	1:33.779	83.68	1.292	14:40:01.836	
10 -	53.977	40.859	1:34.836	82.75	2.349	14:41:36.672	

<b>P2 31</b>		<b>Sam COX</b>		BMW S1000RR - Belcom Cable Ltd			
IDEAL LAP TIME : 1:32.687		BEST LAP TIME : 1:32.687		DIFFERENCE : 0.000			
LAP	SECTOR 1	SECTOR 2	LAP TIME	MPH	DIFF	TIME OF DAY	
1 -		39.631	1:39.448	78.91	6.761	14:27:41.430	
2 -	<b>53.426</b>	<b>39.261</b>	<b>1:32.687 (1)</b>	<b>84.67</b>		<b>14:29:14.117</b>	
3 -	54.038	39.620	1:33.658 (3)	83.79	0.971	14:30:47.775	
4 -	53.508	39.846	1:33.354 (2)	84.06	0.667	14:32:21.129	
5 -	54.135	39.619	1:33.754	83.70	1.067	14:33:54.883	
6 -	54.164	39.500	1:33.664	83.78	0.977	14:35:28.547	
7 -	54.439	39.874	1:34.313	83.21	1.626	14:37:02.860	
8 -	53.958	40.000	1:33.958	83.52	1.271	14:38:36.818	
9 -	53.979	39.763	1:33.742	83.71	1.055	14:40:10.560	
10 -	53.724	40.762	1:34.486	83.06	1.799	14:41:45.046	

<b>P3 2</b>		<b>Peter BAKER</b>		Kawasaki ZX10R - TJ & Peter Baker MC/Dodfrey Eng			
IDEAL LAP TIME : 1:32.953		BEST LAP TIME : 1:33.151		DIFFERENCE : 0.198			
LAP	SECTOR 1	SECTOR 2	LAP TIME	MPH	DIFF	TIME OF DAY	
1 -		39.561	1:39.844	78.60	6.693	14:27:41.826	
2 -	<b>53.687</b>	39.464	<b>1:33.151 (1)</b>	<b>84.25</b>		<b>14:29:14.977</b>	
3 -	53.818	39.678	1:33.496 (3)	83.94	0.345	14:30:48.473	
4 -	53.939	39.477	1:33.416 (2)	84.01	0.265	14:32:21.889	
5 -	54.205	39.702	1:33.907	83.57	0.756	14:33:55.796	
6 -	54.328	<b>39.266</b>	1:33.594	83.85	0.443	14:35:29.390	
7 -	54.274	39.898	1:34.172	83.33	1.021	14:37:03.562	
8 -	54.049	39.839	1:33.888	83.58	0.737	14:38:37.450	
9 -	54.096	39.703	1:33.799	83.66	0.648	14:40:11.249	
10 -	53.782	40.125	1:33.907	83.57	0.756	14:41:45.156	

<b>P4 48</b>		<b>Nicky WILSON</b>		Suzuki GSXR 1000 - Demon GP/Haslemere Motorcycles			
IDEAL LAP TIME : 1:32.919		BEST LAP TIME : 1:33.038		DIFFERENCE : 0.119			
LAP	SECTOR 1	SECTOR 2	LAP TIME	MPH	DIFF	TIME OF DAY	
1 -		39.594	1:40.549	78.05	7.511	14:27:42.531	
2 -	54.020	<b>39.018</b>	<b>1:33.038 (1)</b>	<b>84.35</b>		<b>14:29:15.569</b>	
3 -	<b>53.901</b>	39.234	1:33.135 (2)	84.26	0.097	14:30:48.704	
4 -	54.075	39.438	1:33.513 (3)	83.92	0.475	14:32:22.217	
5 -	54.233	39.525	1:33.758	83.70	0.720	14:33:55.975	
6 -	54.903	39.046	1:33.949	83.53	0.911	14:35:29.924	
7 -	54.364	39.521	1:33.885	83.59	0.847	14:37:03.809	
8 -	53.967	39.840	1:33.807	83.66	0.769	14:38:37.616	
9 -	54.427	40.133	1:34.560	82.99	1.522	14:40:12.176	
10 -	54.007	39.775	1:33.782	83.68	0.744	14:41:45.958	

# BMCRC - MRO Championships 2022 - Rnd 5 @ Cadwell Park

## Reactive Parts MRO Powerbikes inc Clubman 1000

### RACE 7 - SECTOR ANALYSIS



SECTOR 1 = FL to I1, SECTOR 2 = I1 to FL, DIFF = Difference To Personal Best Lap, P = Crossed Finish Line in Pit Lane, D = Time Disallowed

P5 9		Luke DIXON		BMW S1000RR -			
IDEAL LAP TIME : 1:33.306		BEST LAP TIME : 1:33.306		DIFFERENCE : 0.000			
LAP	SECTOR 1	SECTOR 2	LAP TIME	MPH	DIFF	TIME OF DAY	
1 -		39.737	1:38.644	79.55	5.338	14:27:40.626	
2 -	<b>53.610</b>	<b>39.696</b>	<b>1:33.306 (1)</b>	<b>84.11</b>		<b>14:29:13.932</b>	
3 -	53.869	39.846	1:33.715 (2)	83.74	0.409	14:30:47.647	
4 -	53.955	39.898	1:33.853	83.62	0.547	14:32:21.500	
5 -	54.104	39.805	1:33.909	83.57	0.603	14:33:55.409	
6 -	54.012	39.771	1:33.783 (3)	83.68	0.477	14:35:29.192	
7 -	53.978	40.084	1:34.062	83.43	0.756	14:37:03.254	
8 -	53.916	39.936	1:33.852	83.62	0.546	14:38:37.106	
9 -	54.696	40.509	1:35.205	82.43	1.899	14:40:12.311	
10 -	54.011	39.899	1:33.910	83.57	0.604	14:41:46.221	

P6 32		Martin MORRIS		BMW S1000RR - Morris Racing, Obsession Engineering			
IDEAL LAP TIME : 1:34.329		BEST LAP TIME : 1:34.618		DIFFERENCE : 0.289			
LAP	SECTOR 1	SECTOR 2	LAP TIME	MPH	DIFF	TIME OF DAY	
1 -		42.373	1:46.208	73.89	11.590	14:27:48.190	
2 -	55.628	39.968	1:35.596	82.09	0.978	14:29:23.786	
3 -	55.177	40.242	1:35.419	82.24	0.801	14:30:59.205	
4 -	54.989	40.152	1:35.141	82.48	0.523	14:32:34.346	
5 -	54.985	<b>39.633</b>	<b>1:34.618 (1)</b>	<b>82.94</b>		<b>14:34:08.964</b>	
6 -	55.139	39.851	1:34.990 (2)	82.61	0.372	14:35:43.954	
7 -	55.244	39.854	1:35.098 (3)	82.52	0.480	14:37:19.052	
8 -	56.742	40.084	1:36.826	81.05	2.208	14:38:55.878	
9 -	55.358	39.895	1:35.253	82.39	0.635	14:40:31.131	
10 -	<b>54.696</b>	41.976	1:36.672	81.18	2.054	14:42:07.803	

P7 60		Jack YOUNGE		Kawasaki ZX10R - Chase Timber products			
IDEAL LAP TIME : 1:35.337		BEST LAP TIME : 1:35.535		DIFFERENCE : 0.198			
LAP	SECTOR 1	SECTOR 2	LAP TIME	MPH	DIFF	TIME OF DAY	
1 -		40.807	1:42.414	76.63	6.879	14:27:44.396	
2 -	55.874	40.547	1:36.421	81.39	0.886	14:29:20.817	
3 -	55.795	40.963	1:36.758	81.11	1.223	14:30:57.575	
4 -	55.509	40.367	1:35.876 (3)	81.85	0.341	14:32:33.451	
5 -	<b>55.139</b>	40.396	<b>1:35.535 (1)</b>	<b>82.14</b>		<b>14:34:08.986</b>	
6 -	55.812	<b>40.198</b>	1:36.010	81.74	0.475	14:35:44.996	
7 -	55.709	40.243	1:35.952	81.79	0.417	14:37:20.948	
8 -	55.729	40.391	1:36.120	81.64	0.585	14:38:57.068	
9 -	55.444	40.240	1:35.684 (2)	82.02	0.149	14:40:32.752	
10 -	55.728	40.357	1:36.085	81.67	0.550	14:42:08.837	

P8 53 C		Seamus McGLYNN		Yamaha R1 -			
IDEAL LAP TIME : 1:35.966		BEST LAP TIME : 1:35.966		DIFFERENCE : 0.000			
LAP	SECTOR 1	SECTOR 2	LAP TIME	MPH	DIFF	TIME OF DAY	
1 -		40.124	1:42.456	76.59	6.490	14:27:44.438	
2 -	56.857	40.195	1:37.052	80.86	1.086	14:29:21.490	
3 -	56.461	40.136	1:36.597	81.24	0.631	14:30:58.087	
4 -	<b>55.946</b>	<b>40.020</b>	<b>1:35.966 (1)</b>	<b>81.77</b>		<b>14:32:34.053</b>	
5 -	56.119	40.482	1:36.601	81.24	0.635	14:34:10.654	
6 -	56.346	40.386	1:36.732	81.13	0.766	14:35:47.386	
7 -	56.576	40.084	1:36.660	81.19	0.694	14:37:24.046	
8 -	56.566	40.251	1:36.817	81.06	0.851	14:39:00.863	
9 -	56.019	40.286	1:36.305 (2)	81.49	0.339	14:40:37.168	
10 -	56.123	40.283	1:36.406 (3)	81.40	0.440	14:42:13.574	

# BMCRC - MRO Championships 2022 - Rnd 5 @ Cadwell Park

## Reactive Parts MRO Powerbikes inc Clubman 1000

### RACE 7 - SECTOR ANALYSIS



SECTOR 1 = FL to I1, SECTOR 2 = I1 to FL, DIFF = Difference To Personal Best Lap, P = Crossed Finish Line in Pit Lane, D = Time Disallowed

P9 98		Rick DICKINSON		Ducati PANIGALE V4 - MotorcycleRaceParts.co.uk			
IDEAL LAP TIME : 1:35.088		BEST LAP TIME : 1:35.230		DIFFERENCE : 0.142			
LAP	SECTOR 1	SECTOR 2	LAP TIME	MPH	DIFF	TIME OF DAY	
1 -		43.101	1:50.072	71.29	14.842	14:27:52.054	
2 -	56.065	41.509	1:37.574	80.43	2.344	14:29:29.628	
3 -	55.148	41.163	1:36.311	81.48	1.081	14:31:05.939	
4 -	55.950	40.868	1:36.818	81.06	1.588	14:32:42.757	
5 -	55.433	41.171	1:36.604	81.23	1.374	14:34:19.361	
6 -	56.701	40.659	1:37.360	80.60	2.130	14:35:56.721	
7 -	55.570	40.396	1:35.966 (3)	81.77	0.736	14:37:32.687	
8 -	55.361	41.105	1:36.466	81.35	1.236	14:39:09.153	
9 -	<b>54.742</b>	40.564	1:35.306 (2)	82.34	0.076	14:40:44.459	
10 -	54.884	<b>40.346</b>	<b>1:35.230 (1)</b>	<b>82.41</b>		<b>14:42:19.689</b>	

P10 110 C		Michael CLARKE		Yamaha R1 - BIKEBASE - MX5 PARTS WAREHOUSE			
IDEAL LAP TIME : 1:36.439		BEST LAP TIME : 1:36.527		DIFFERENCE : 0.088			
LAP	SECTOR 1	SECTOR 2	LAP TIME	MPH	DIFF	TIME OF DAY	
1 -		<b>40.582</b>	1:43.999	75.46	7.472	14:27:45.981	
2 -	55.895	41.189	1:37.084	80.83	0.557	14:29:23.065	
3 -	56.114	40.774	1:36.888 (3)	81.00	0.361	14:30:59.953	
4 -	<b>55.857</b>	40.670	<b>1:36.527 (1)</b>	<b>81.30</b>		<b>14:32:36.480</b>	
5 -	56.097	41.756	1:37.853	80.20	1.326	14:34:14.333	
6 -	56.429	40.911	1:37.340	80.62	0.813	14:35:51.673	
7 -	56.035	40.796	1:36.831 (2)	81.04	0.304	14:37:28.504	
8 -	56.668	41.213	1:37.881	80.17	1.354	14:39:06.385	
9 -	56.283	40.806	1:37.089	80.83	0.562	14:40:43.474	
10 -	56.363	40.852	1:37.215	80.72	0.688	14:42:20.689	

P11 16		James BUCHANAN		Kawasaki ZX10RR - Bluemotion racing			
IDEAL LAP TIME : 1:35.883		BEST LAP TIME : 1:36.344		DIFFERENCE : 0.461			
LAP	SECTOR 1	SECTOR 2	LAP TIME	MPH	DIFF	TIME OF DAY	
1 -		43.713	1:47.893	72.73	11.549	14:27:49.875	
2 -	55.611	41.303	1:36.914	80.97	0.570	14:29:26.789	
3 -	55.737	40.707	1:36.444 (2)	81.37	0.100	14:31:03.233	
4 -	<b>55.526</b>	41.463	1:36.989	80.91	0.645	14:32:40.222	
5 -	55.618	40.726	<b>1:36.344 (1)</b>	<b>81.45</b>		<b>14:34:16.566</b>	
6 -	55.916	40.814	1:36.730	81.13	0.386	14:35:53.296	
7 -	56.400	41.166	1:37.566	80.43	1.222	14:37:30.862	
8 -	56.245	<b>40.357</b>	1:36.602	81.24	0.258	14:39:07.464	
9 -	56.102	41.073	1:37.175	80.76	0.831	14:40:44.639	
10 -	56.060	40.473	1:36.533 (3)	81.29	0.189	14:42:21.172	

P12 449 C		Luke WALLINGTON		Yamaha R1 4C8 - BW Bespoke Developments Ltd			
IDEAL LAP TIME : 1:36.159		BEST LAP TIME : 1:36.159		DIFFERENCE : 0.000			
LAP	SECTOR 1	SECTOR 2	LAP TIME	MPH	DIFF	TIME OF DAY	
1 -		41.150	1:43.858	75.56	7.699	14:27:45.840	
2 -	55.762	41.360	1:37.122 (3)	80.80	0.963	14:29:22.962	
3 -	<b>55.402</b>	<b>40.757</b>	<b>1:36.159 (1)</b>	<b>81.61</b>		<b>14:30:59.121</b>	
4 -	55.794	41.257	1:37.051 (2)	80.86	0.892	14:32:36.172	
5 -	56.130	41.492	1:37.622	80.39	1.463	14:34:13.794	
6 -	56.568	41.285	1:37.853	80.20	1.694	14:35:51.647	
7 -	57.797	41.173	1:38.970	79.29	2.811	14:37:30.617	
8 -	57.127	41.581	1:38.708	79.50	2.549	14:39:09.325	
9 -	56.209	41.509	1:37.718	80.31	1.559	14:40:47.043	
10 -	55.959	41.486	1:37.445	80.53	1.286	14:42:24.488	

# BMCRC - MRO Championships 2022 - Rnd 5 @ Cadwell Park

## Reactive Parts MRO Powerbikes inc Clubman 1000

### RACE 7 - SECTOR ANALYSIS



SECTOR 1 = FL to I1, SECTOR 2 = I1 to FL, DIFF = Difference To Personal Best Lap, P = Crossed Finish Line in Pit Lane, D = Time Disallowed

P13 17		Phil BAKER		Ducati -			
IDEAL LAP TIME : 1:36.731		BEST LAP TIME : 1:36.731		DIFFERENCE : 0.000			
LAP	SECTOR 1	SECTOR 2	LAP TIME	MPH	DIFF	TIME OF DAY	
1 -		41.886	1:45.299	74.53	8.568	14:27:47.281	
2 -	57.016	41.330	1:38.346	79.80	1.615	14:29:25.627	
3 -	57.636	41.090	1:38.726	79.49	1.995	14:31:04.353	
4 -	57.418	41.011	1:38.429	79.73	1.698	14:32:42.782	
5 -	56.544	40.944	1:37.488 (2)	80.50	0.757	14:34:20.270	
6 -	56.684	41.565	1:38.249	79.87	1.518	14:35:58.519	
7 -	56.254	41.722	1:37.976	80.10	1.245	14:37:36.495	
8 -	56.306	41.218	1:37.524 (3)	80.47	0.793	14:39:14.019	
9 -	56.802	41.009	1:37.811	80.23	1.080	14:40:51.830	
10 -	<b>55.952</b>	<b>40.779</b>	<b>1:36.731 (1)</b>	<b>81.13</b>		<b>14:42:28.561</b>	

P14 222 C		Phil ROOKE		Kawasaki ZX10R - Team Blumpkin Racing			
IDEAL LAP TIME : 1:36.560		BEST LAP TIME : 1:36.560		DIFFERENCE : 0.000			
LAP	SECTOR 1	SECTOR 2	LAP TIME	MPH	DIFF	TIME OF DAY	
1 -		43.158	1:48.823	72.11	12.263	14:27:50.805	
2 -	56.187	41.350	1:37.537	80.46	0.977	14:29:28.342	
3 -	55.967	41.152	1:37.119 (2)	80.80	0.559	14:31:05.461	
4 -	<b>55.782</b>	<b>40.778</b>	<b>1:36.560 (1)</b>	<b>81.27</b>		<b>14:32:42.021</b>	
5 -	56.042	41.137	1:37.179 (3)	80.75	0.619	14:34:19.200	
6 -	56.927	42.055	1:38.982	79.28	2.422	14:35:58.182	
7 -	56.231	41.247	1:37.478	80.51	0.918	14:37:35.660	
8 -	56.467	41.177	1:37.644	80.37	1.084	14:39:13.304	
9 -	56.988	42.451	1:39.439	78.92	2.879	14:40:52.743	
10 -	56.937	42.869	1:39.806	78.63	3.246	14:42:32.549	

P15 334 C		Anthony BRANDISH		Suzuki GSXR 1000 - BW bespoke developments ltd			
IDEAL LAP TIME : 1:37.694		BEST LAP TIME : 1:37.896		DIFFERENCE : 0.202			
LAP	SECTOR 1	SECTOR 2	LAP TIME	MPH	DIFF	TIME OF DAY	
1 -		43.672	1:49.481	71.68	11.585	14:27:51.463	
2 -	<b>56.512</b>	41.633	1:38.145 (3)	79.96	0.249	14:29:29.608	
3 -	57.427	42.048	1:39.475	78.89	1.579	14:31:09.083	
4 -	57.676	41.565	1:39.241	79.08	1.345	14:32:48.324	
5 -	57.149	41.868	1:39.017	79.25	1.121	14:34:27.341	
6 -	57.711	41.699	1:39.410	78.94	1.514	14:36:06.751	
7 -	56.820	41.277	1:38.097 (2)	80.00	0.201	14:37:44.848	
8 -	57.018	41.469	1:38.487	79.68	0.591	14:39:23.335	
9 -	56.865	41.696	1:38.561	79.62	0.665	14:41:01.896	
10 -	56.714	<b>41.182</b>	<b>1:37.896 (1)</b>	<b>80.16</b>		<b>14:42:39.792</b>	

P16 57 C		Scott FORBES-COWDRY		Kawasaki ZX10R -			
IDEAL LAP TIME : 1:37.874		BEST LAP TIME : 1:37.874		DIFFERENCE : 0.000			
LAP	SECTOR 1	SECTOR 2	LAP TIME	MPH	DIFF	TIME OF DAY	
1 -		43.229	1:48.607	72.26	10.733	14:27:50.589	
2 -	56.965	41.198	1:38.163 (3)	79.94	0.289	14:29:28.752	
3 -	57.386	41.997	1:39.383	78.96	1.509	14:31:08.135	
4 -	57.694	41.523	1:39.217	79.10	1.343	14:32:47.352	
5 -	57.490	41.650	1:39.140	79.16	1.266	14:34:26.492	
6 -	58.313	41.595	1:39.908	78.55	2.034	14:36:06.400	
7 -	57.796	41.771	1:39.567	78.82	1.693	14:37:45.967	
8 -	56.931	41.366	1:38.297	79.84	0.423	14:39:24.264	
9 -	56.984	41.167	1:38.151 (2)	79.95	0.277	14:41:02.415	
10 -	<b>56.847</b>	<b>41.027</b>	<b>1:37.874 (1)</b>	<b>80.18</b>		<b>14:42:40.289</b>	

# BMCRC - MRO Championships 2022 - Rnd 5 @ Cadwell Park

## Reactive Parts MRO Powerbikes inc Clubman 1000

### RACE 7 - SECTOR ANALYSIS



SECTOR 1 = FL to I1, SECTOR 2 = I1 to FL, DIFF = Difference To Personal Best Lap, P = Crossed Finish Line in Pit Lane, D = Time Disallowed

<b>P17 179</b>		<b>Jason BURRILL</b>		Ducati PANIGALE V2 -			
IDEAL LAP TIME : 1:42.116		BEST LAP TIME : 1:42.116		DIFFERENCE : 0.000			
LAP	SECTOR 1	SECTOR 2	LAP TIME	MPH	DIFF	TIME OF DAY	
1 -		43.673	1:51.792	70.20	9.676	14:27:53.774	
<b>2 -</b>	<b>58.957</b>	<b>43.159</b>	<b>1:42.116 (1)</b>	<b>76.85</b>		<b>14:29:35.890</b>	
3 -	59.801	43.828	1:43.629 (3)	75.73	1.513	14:31:19.519	
4 -	1:00.236	43.729	1:43.965	75.48	1.849	14:33:03.484	
5 -	1:00.875	43.927	1:44.802	74.88	2.686	14:34:48.286	
6 -	1:00.638	44.479	1:45.117	74.66	3.001	14:36:33.403	
7 -	1:00.556	44.074	1:44.630	75.00	2.514	14:38:18.033	
8 -	1:00.136	44.125	1:44.261	75.27	2.145	14:40:02.294	
9 -	59.337	43.685	1:43.022 (2)	76.17	0.906	14:41:45.316	

<b>P18 63</b>		<b>Matthew WREN</b>		Suzuki GSXR - TBR performance			
IDEAL LAP TIME : 1:38.919		BEST LAP TIME : 1:38.919		DIFFERENCE : 0.000			
LAP	SECTOR 1	SECTOR 2	LAP TIME	MPH	DIFF	TIME OF DAY	
1 -		43.232	1:49.840	71.44	10.921	14:27:51.822	
2 -	57.380	41.740	1:39.120 (2)	79.17	0.201	14:29:30.942	
3 -	57.376	41.864	1:39.240 (3)	79.08	0.321	14:31:10.182	
<b>4 -</b>	<b>57.355</b>	<b>41.564</b>	<b>1:38.919 (1)</b>	<b>79.33</b>		<b>14:32:49.101</b>	

<b>P19 7 C</b>		<b>Seb JENKINS</b>		Suzuki GSX-R 1000 - Long hours and hard graft			
IDEAL LAP TIME :		BEST LAP TIME :		DIFFERENCE :			
LAP	SECTOR 1	SECTOR 2	LAP TIME	MPH	DIFF	TIME OF DAY	
1 -		<b>43.545</b>	1:50.808	70.82		14:27:52.790	

# BMCRC - MRO Championships 2022 - Rnd 5 @ Cadwell Park

## Reactive Parts MRO Powerbikes inc Clubman 1000

### RACE 7 - BEST SECTORS

SECTOR 1			SECTOR 2			IDEAL / BEST COMPARISON						
POS	NO	NAME	TIME	NO	NAME	TIME	POS	NO	NAME	IDEAL	BEST	DIFF
1	31	COX	53.426	26	WAINWRIGHT	38.651	1	26	WAINWRIGHT	1:32.270	1:32.487	0.217
2	9	DIXON	53.610	48	WILSON	39.018	2	31	COX	1:32.687	1:32.687	0.000
3	26	WAINWRIGHT	53.619	31	COX	39.261	3	48	WILSON	1:32.919	1:33.038	0.119
4	2	BAKER	53.687	2	BAKER	39.266	4	2	BAKER	1:32.953	1:33.151	0.198
5	48	WILSON	53.901	32	MORRIS	39.633	5	9	DIXON	1:33.306	1:33.306	0.000
6	32	MORRIS	54.696	9	DIXON	39.696	6	32	MORRIS	1:34.329	1:34.618	0.289
7	98	DICKINSON	54.742	53	McGLYNN	40.020	7	98	DICKINSON	1:35.088	1:35.230	0.142
8	60	YOUNGE	55.139	60	YOUNGE	40.198	8	60	YOUNGE	1:35.337	1:35.535	0.198
9	449	WALLINGTON	55.402	98	DICKINSON	40.346	9	16	BUCHANAN	1:35.883	1:36.344	0.461
10	16	BUCHANAN	55.526	16	BUCHANAN	40.357	10	53	McGLYNN	1:35.966	1:35.966	0.000
11	222	ROOKE	55.782	110	CLARKE	40.582	11	449	WALLINGTON	1:36.159	1:36.159	0.000
12	110	CLARKE	55.857	449	WALLINGTON	40.757	12	110	CLARKE	1:36.439	1:36.527	0.088
13	53	McGLYNN	55.946	222	ROOKE	40.778	13	222	ROOKE	1:36.560	1:36.560	0.000
14	17	BAKER	55.952	17	BAKER	40.779	14	17	BAKER	1:36.731	1:36.731	0.000
15	334	BRANDISH	56.512	57	FORBES-COWDRY	41.027	15	334	BRANDISH	1:37.694	1:37.896	0.202
16	57	FORBES-COWDRY	56.847	334	BRANDISH	41.182	16	57	FORBES-COWDRY	1:37.874	1:37.874	0.000
17	63	WREN	57.355	63	WREN	41.564	17	63	WREN	1:38.919	1:38.919	0.000
18	179	BURRILL	58.957	179	BURRILL	43.159	18	179	BURRILL	1:42.116	1:42.116	0.000
19				7	JENKINS	43.545	19	7	JENKINS			
20												

# BMCRC - MRO Championships 2022 - Rnd 5 @ Cadwell Park

## Reactive Parts MRO Powerbikes inc Clubman 1000

### RACE 7 - STATISTICS

**Competitors Started** 20  
**Planned Start** 2022-06-25 @ 14:20:00.000  
**Actual Start** 2022-06-25 @ 14:26:01.981  
**Finish Time** 2022-06-25 @ 14:41:36.671  
**Track Length** 2.1800mi.  
**Total Laps** 174  
**Total Distance Covered** 379.3232mi.

#### Session Fastest Lap History

NO	CL	NAME	LAP TIME	TIME OF DAY	LAP	VEHICLE
26		Josh WAINWRIGHT	<b>1:32.532</b>	14:29:11.668	2	Honda Fireblade
26		Josh WAINWRIGHT	<b>1:32.487</b>	14:30:44.155	3	Honda Fireblade

#### Session Leader History

NO	CL	NAME	FROM LAP	LAPS LED	DISTANCE	VEHICLE
26		Josh WAINWRIGHT	1	10	21.80 miles	Honda Fireblade

#### Flag History

TYPE	TIME OF DAY
GREEN	14:26:01.981
FINISH	14:41:36.671

#### Flag Statistics

TYPE	COUNT	TOTAL LAPS	TOTAL TIME
Green	1	10	16:41.255
Red	0	0	0.000
Safety Car	0	0	0.000
FCY	0	0	0.000



# BMCRC - MRO Championships 2022 - Rnd 5 @ Cadwell Park

Reactive Parts MRO Powerbikes inc Clubman 1000

## RACE 7 - STATISTICS

**CLASS :**

13 Starters

### Fastest Lap History

NO	NAME	LAP TIME	TIME OF DAY	LAP	VEHICLE
26	Josh WAINWRIGHT	1:32.532	14:29:11.668	2	Honda Fireblade
26	Josh WAINWRIGHT	1:32.487	14:30:44.155	3	Honda Fireblade

### Leader History

NO	NAME	FROM LAP	LAPS LED	DISTANCE	VEHICLE
26	Josh WAINWRIGHT	1	10	21.80 miles	Honda Fireblade

# BMCRC - MRO Championships 2022 - Rnd 5 @ Cadwell Park

## Reactive Parts MRO Powerbikes inc Clubman 1000

### RACE 7 - STATISTICS

CLASS : C

7 Starters

#### Fastest Lap History

NO	NAME	LAP TIME	TIME OF DAY	LAP	VEHICLE
53	Seamus McGLYNN	1:37.052	14:29:21.511	2	Yamaha R1
53	Seamus McGLYNN	1:36.597	14:30:58.109	3	Yamaha R1
449	Luke WALLINGTON	1:36.159	14:30:59.131	3	Yamaha R1 4C8
53	Seamus McGLYNN	1:35.966	14:32:34.074	4	Yamaha R1

#### Leader History

NO	NAME	FROM LAP	LAPS LED	DISTANCE	VEHICLE
53	Seamus McGLYNN	1	10	21.80 miles	Yamaha R1

# BMCRC - MRO Championships 2022 - Rnd 5 @ Cadwell Park

## Reactive Parts MRO Powerbikes inc Clubman 1000

### RACE 7 - GRID (12 Laps) - AMENDED



ROW 7	19	1:42.116	179	Jason BURRILL	20	7	Seb JENKINS	21	12	David COMBRINCK										
ROW 6					16	1:37.874	57	Scott FORBES-COWDRY	17	1:37.896	334	Anthony BRANDISH	18	1:38.919	63	Matthew WREN				
ROW 5					13	1:36.527	110	Michael CLARKE	14	1:36.560	222	Phil ROOKE	15	1:36.731	17	Phil BAKER				
ROW 4									10	1:36.159	449	Luke WALLINGTON	11	1:36.344	16	James BUCHANAN	12	711	Ritchie THORNTON	
ROW 3					7	1:35.230	98	Rick DICKINSON	8	1:35.535	60	Jack YOUNGE	9	1:35.966	53	Seamus McGLYNN				
ROW 2									4	1:33.151	2	Peter BAKER	5	1:33.306	9	Luke DIXON	6	1:34.618	32	Martin MORRIS
ROW 1									1	1:32.487	26	Josh WAINWRIGHT	2	1:32.687	31	Sam COX	3	1:33.038	48	Nicky WILSON
												<b>Pole</b>								

Cadwell Park: 2.1800 miles

These results are provisional until the conclusion of any judicial and technical matters.

Clerk Of Course :	Stewards :	Timekeeper : Sarah Evans
-------------------	------------	--------------------------

Results can be found at [www.tsl-timing.com](http://www.tsl-timing.com)

Printed - 18:09 Saturday, 25 June 2022



# BMCRC - MRO Championships 2022 - Rnd 5 @ Cadwell Park

## Reactive Parts MRO Powerbikes inc Clubman 1000

### RACE 7 - GRID (12 Laps)



ROW 7	19	<b>7</b> Seb JENKINS	20	<b>711</b> Ritchie THORNTON	21	<b>12</b> David COMBRINCK
ROW 6			16	<b>334</b> Anthony BRANDISH	17	<b>63</b> Matthew WREN
					18	<b>179</b> Jason BURRILL
ROW 5	13	<b>222</b> Phil ROOKE	14	<b>17</b> Phil BAKER	15	<b>57</b> Scott FORBES-COWDRY
ROW 4			10	<b>449</b> Luke WALLINGTON	11	<b>16</b> James BUCHANAN
					12	<b>110</b> Michael CLARKE
ROW 3	7	<b>98</b> Rick DICKINSON	8	<b>60</b> Jack YOUNGE	9	<b>53</b> Seamus McGLYNN
ROW 2			4	<b>2</b> Peter BAKER	5	<b>9</b> Luke DIXON
					6	<b>32</b> Martin MORRIS
ROW 1	1	<b>26</b> Josh WAINWRIGHT	2	<b>31</b> Sam COX	3	<b>48</b> Nicky WILSON
						<b>Pole</b>

Cadwell Park: 2.1800 miles

These results are provisional until the conclusion of any judicial and technical matters.

Clerk Of Course :	Stewards :	Timekeeper : Sarah Evans
-------------------	------------	--------------------------

Results can be found at [www.tsl-timing.com](http://www.tsl-timing.com)

Printed - 14:48 Saturday, 25 June 2022



# BMCRC - MRO Championships 2022 - Rnd 5 @ Cadwell Park

## Reactive Parts MRO Powerbikes inc Clubman 1000



### RACE 7 - CLASSIFICATION

POS	NO	CL	PIC NAME	ENTRY	LAPS	TIME	GAP	DIFF	MPH	BEST	ON
1	26		1 Josh WAINWRIGHT	Honda Fireblade - JW MOT Centre	10	15:34.197			84.00	1:31.441	2
2	31		2 Sam COX	BMW S1000RR - Belcom Cable Ltd	10	15:39.993	5.796	5.796	83.49	1:32.720	3
3	48		3 Nicky WILSON	Suzuki GSXR 1000 - Demon GP/Haslemere Motorc	10	15:41.069	6.872	1.076	83.39	1:32.913	8
4	2		4 Peter BAKER	Kawasaki ZX10R - TJ & Peter Baker MC/Dodfrey E	10	15:50.268	16.071	9.199	82.58	1:33.950	4
5	711		5 Ritchie THORNTON	Kawasaki ZX10R - Team 71	10	15:50.355	16.158	0.087	82.58	1:33.246	9
6	32		6 Martin MORRIS	BMW S1000RR - Morris Racing, Obsession Engine	10	15:52.684	18.487	2.329	82.37	1:33.048	9
7	60		7 Jack YOUNGE	Kawasaki ZX10R - Chase Timber products	10	15:56.345	22.148	3.661	82.06	1:34.136	5
8	98		8 Rick DICKINSON	Ducati PANIGALE V4 - MotorcycleRaceParts.co.uk	10	16:05.234	31.037	8.889	81.30	1:35.056	2
9	110	C	1 Michael CLARKE	Yamaha R1 - BIKEBASE - MX5 PARTS WAREHOL	10	16:05.914	31.717	0.680	81.25	1:34.908	9
10	449	C	2 Luke WALLINGTON	Yamaha R1 4C8 - BW Bespoke Developments Ltd	10	16:13.387	39.190	7.473	80.62	1:35.874	7
11	53*	C	3 Seamus McGLYNN	Yamaha R1 -	10	16:15.208	41.011	1.821	80.47	1:34.205	2
12	16		9 James BUCHANAN	Kawasaki ZX10RR - Bluemotion racing	10	16:18.472	44.275	3.264	80.20	1:35.539	2
13	222	C	4 Phil ROOKE	Kawasaki ZX10R - Team Blumpkin Racing	10	16:28.373	54.176	9.901	79.40	1:36.334	2
14	57	C	5 Scott FORBES-COWDRY	Kawasaki ZX10R -	10	16:36.929	1:02.732	8.556	78.72	1:38.202	6
15	17		10 Phil BAKER	Ducati -	10	16:36.969	1:02.772	0.040	78.71	1:37.888	3
16	7	C	6 Seb JENKINS	Suzuki GSX-R 1000 - Long hours and hard graft	10	16:37.968	1:03.771	0.999	78.64	1:37.830	10

#### NOT CLASSIFIED

DNF	9		Luke DIXON	BMW S1000RR -	6	9:27.581	4 Laps	4 Laps	82.96	1:32.533	5
DNF	179		Jason BURRILL	Ducati PANIGALE V2 -	5	8:38.340	5 Laps	1 Lap	75.70	1:41.196	3
DNF	334	C	Anthony BRANDISH	Suzuki GSXR 1000 - BW bespoke developments ltr	2	3:31.804	8 Laps	3 Laps	74.10	1:43.069	2

#### FASTEST LAP

	26		Josh WAINWRIGHT	Honda Fireblade - JW MOT Centre	2	1:31.441			85.82 mph	138.12 kph	
	53	C	Seamus McGLYNN	Yamaha R1 -	2	1:34.205			83.30 mph	134.07 kph	

**Bike #53 - 10 second penalty - Jump start**  
**Class - 92.5% of Race Speed = 77.70 mph**  
**Class C - 92.5% of Race Speed = 75.15 mph**

Weather / Track : Sunny / Dry

These results are provisional until the conclusion of any judicial and technical matters.

Race Distance: 10 Laps / 21.80 miles

Cadwell Park: 2.1800 miles

Date: 26/06/2022 Start: 12:03 Finish: 12:19

Clerk Of Course :	Stewards :	Timekeeper : Sarah Evans
-------------------	------------	--------------------------

Results can be found at [www.tsl-timing.com](http://www.tsl-timing.com)

Printed - 12:24 Sunday, 26 June 2022



# BMCRC - MRO Championships 2022 - Rnd 5 @ Cadwell Park

## Reactive Parts MRO Powerbikes inc Clubman 1000

### RACE 7 - LAP CHART

#### LAP 1 @ 12:05:35.305

NO	BEHIND	LAP TIME
26		1:36.035
53	3.214	1:39.249
48	3.527	1:39.562
31	3.819	1:39.854
9	4.208	1:40.243
2	4.424	1:40.459
60	5.348	1:41.383
98	6.319	1:42.354
711	6.484	1:42.519
449	7.555	1:43.590
32	7.862	1:43.897
16	8.643	1:44.678
110	8.845	1:44.880
222	9.329	1:45.364
57	11.292	1:47.327
334	12.700	1:48.735
7	12.730	1:48.765
17	12.751	1:48.786
179	13.826	1:49.861

#### LAP 2 @ 12:07:06.746

NO	BEHIND	LAP TIME
26		1:31.441
48	5.475	1:33.389
53	5.978	1:34.205
9	6.519	1:33.752
31	6.583	1:34.205
2	7.226	1:34.243
60	8.093	1:34.186
98	9.934	1:35.056
711	10.069	1:35.026
449	12.432	1:36.318
32	12.492	1:36.071
16	12.741	1:35.539
110	13.234	1:35.830
222	14.222	1:36.334
57	19.119	1:39.268
7	19.903	1:38.614
17	21.394	1:40.084
334	24.328	1:43.069
179	24.357	1:41.972

#### LAP 3 @ 12:08:38.972

NO	BEHIND	LAP TIME
26		1:32.226
48	6.332	1:33.083
31	7.077	1:32.720
53	8.943	1:35.191
9	9.214	1:34.921
2	9.719	1:34.719
60	10.105	1:34.238
711	12.222	1:34.379
98	13.870	1:36.162
32	14.011	1:33.745
449	16.834	1:36.628
110	17.242	1:36.234
16	17.966	1:37.451
222	18.455	1:36.459
57	25.796	1:38.903
7	26.538	1:38.861
17	27.056	1:37.888
179	33.327	1:41.196

#### LAP 4 @ 12:10:11.973

NO	BEHIND	LAP TIME
26		1:33.001
48	6.557	1:33.226
31	6.865	1:32.789
9	9.087	1:32.874
2	10.668	1:33.950
60	11.520	1:34.416
53	12.668	1:36.726
711	12.884	1:33.663
98	16.291	1:35.422
32	16.417	1:35.407
110	19.220	1:34.979
449	20.924	1:37.091
16	21.067	1:36.102
222	22.620	1:37.166
57	31.672	1:38.877
7	32.211	1:38.674
17	32.561	1:38.506
179	42.791	1:42.465

#### LAP 5 @ 12:11:45.698

NO	BEHIND	LAP TIME
26		1:33.725
48	6.615	1:33.783
31	6.792	1:33.652
9	7.895	1:32.533
2	11.573	1:34.630
60	11.931	1:34.136
711	13.615	1:34.456
53	16.008	1:37.065
98	18.238	1:35.672
32	18.340	1:35.648
110	21.063	1:35.568
16	24.853	1:37.511
449	25.157	1:37.958
222	26.247	1:37.352
57	36.921	1:38.974
7	37.475	1:38.989
17	38.026	1:39.190
179	51.912	1:42.846

#### LAP 6 @ 12:13:18.826

NO	BEHIND	LAP TIME
26		1:33.128
31	7.135	1:33.471
48	7.582	1:34.095
9	8.025	1:33.258
2	12.703	1:34.258
60	13.416	1:34.613
711	13.993	1:33.506
32	19.273	1:34.061
53	19.295	1:36.415
98	20.674	1:35.564
110	24.459	1:36.524
16	28.205	1:36.480
449	29.065	1:37.036
222	30.471	1:37.352
57	41.995	1:38.202
7	42.738	1:38.391
17	43.230	1:38.332

#### LAP 7 @ 12:14:52.323

NO	BEHIND	LAP TIME
26		1:33.497
31	6.611	1:32.973
48	7.442	1:33.357
2	13.388	1:34.182
60	14.933	1:35.014
711	15.018	1:34.522
32	19.757	1:33.981
53	23.177	1:37.379
98	23.556	1:36.379
110	26.813	1:35.851
449	31.442	1:35.874
16	32.360	1:37.652
222	35.277	1:38.303
57	47.805	1:39.307
7	48.043	1:38.802
17	48.491	1:38.758

#### LAP 8 @ 12:16:25.024

NO	BEHIND	LAP TIME
26		1:32.701
31	6.835	1:32.925
48	7.654	1:32.913
2	15.035	1:34.348
711	17.057	1:34.740
60	17.153	1:34.921
32	20.218	1:33.162
53	26.493	1:36.017
98	26.869	1:36.014
110	29.462	1:35.350
449	34.709	1:35.968
16	37.804	1:38.145
222	43.448	1:40.872
57	53.642	1:38.538
17	54.105	1:38.315
7	54.910	1:39.568

#### LAP 9 @ 12:17:58.389

NO	BEHIND	LAP TIME
26		1:33.365
31	6.926	1:33.456
48	7.831	1:33.542
2	16.541	1:34.871
711	16.938	1:33.246
32	19.901	1:33.048
60	19.977	1:36.189
98	30.003	1:36.499
53	30.344	1:37.216
110	31.005	1:34.908
449	38.072	1:36.728
16	42.381	1:37.942
222	49.665	1:39.582
57	59.428	1:39.151
17	59.907	1:39.167
7	1:01.019	1:39.474

#### LAP 10 @ 12:19:33.467

NO	BEHIND	LAP TIME
26		1:35.078
31	5.796	1:33.948
48	6.872	1:34.119
2	16.071	1:34.608

711	16.158	1:34.298
32	18.487	1:33.664
60	22.148	1:37.249
53	31.011	1:35.745
98	31.037	1:36.112
110	31.717	1:35.790
449	39.190	1:36.196
16	44.275	1:36.972
222	54.176	1:39.589
57	1:02.732	1:38.382
17	1:02.772	1:37.943
7	1:03.771	1:37.830

# BMCRC - MRO Championships 2022 - Rnd 5 @ Cadwell Park

## Reactive Parts MRO Powerbikes inc Clubman 1000

### RACE 7 - SECTOR ANALYSIS



SECTOR 1 = FL to I1, SECTOR 2 = I1 to FL, DIFF = Difference To Personal Best Lap, P = Crossed Finish Line in Pit Lane, D = Time Disallowed

<b>P1 26</b>		<b>Josh WAINWRIGHT</b>		Honda Fireblade - JW MOT Centre			
IDEAL LAP TIME : 1:31.441		BEST LAP TIME : 1:31.441		DIFFERENCE : 0.000			
LAP	SECTOR 1	SECTOR 2	LAP TIME	MPH	DIFF	TIME OF DAY	
1 -		38.379	1:36.035	81.72	4.594	12:05:35.305	
<b>2 -</b>	<b>53.165</b>	<b>38.276</b>	<b>1:31.441 (1)</b>	<b>85.82</b>		<b>12:07:06.746</b>	
3 -	53.490	38.736	1:32.226 (2)	85.09	0.785	12:08:38.972	
4 -	54.160	38.841	1:33.001	84.38	1.560	12:10:11.973	
5 -	53.968	39.757	1:33.725	83.73	2.284	12:11:45.698	
6 -	54.136	38.992	1:33.128	84.27	1.687	12:13:18.826	
7 -	54.396	39.101	1:33.497	83.93	2.056	12:14:52.323	
8 -	53.871	38.830	1:32.701 (3)	84.66	1.260	12:16:25.024	
9 -	54.114	39.251	1:33.365	84.05	1.924	12:17:58.389	
10 -	54.108	40.970	1:35.078	82.54	3.637	12:19:33.467	

<b>P2 31</b>		<b>Sam COX</b>		BMW S1000RR - Belcom Cable Ltd			
IDEAL LAP TIME : 1:32.599		BEST LAP TIME : 1:32.720		DIFFERENCE : 0.121			
LAP	SECTOR 1	SECTOR 2	LAP TIME	MPH	DIFF	TIME OF DAY	
1 -		39.660	1:39.854	78.59	7.134	12:05:39.124	
2 -	54.783	39.422	1:34.205	83.30	1.485	12:07:13.329	
<b>3 -</b>	<b>53.373</b>	<b>39.347</b>	<b>1:32.720 (1)</b>	<b>84.64</b>		<b>12:08:46.049</b>	
4 -	53.425	39.364	1:32.789 (2)	84.57	0.069	12:10:18.838	
5 -	54.100	39.552	1:33.652	83.80	0.932	12:11:52.490	
6 -	54.097	39.374	1:33.471	83.96	0.751	12:13:25.961	
7 -	53.520	39.453	1:32.973	84.41	0.253	12:14:58.934	
8 -	53.658	<b>39.267</b>	1:32.925 (3)	84.45	0.205	12:16:31.859	
9 -	<b>53.332</b>	40.124	1:33.456	83.97	0.736	12:18:05.315	
10 -	53.662	40.286	1:33.948	83.53	1.228	12:19:39.263	

<b>P3 48</b>		<b>Nicky WILSON</b>		Suzuki GSXR 1000 - Demon GP/Haslemere Motorcycles			
IDEAL LAP TIME : 1:32.796		BEST LAP TIME : 1:32.913		DIFFERENCE : 0.117			
LAP	SECTOR 1	SECTOR 2	LAP TIME	MPH	DIFF	TIME OF DAY	
1 -		39.642	1:39.562	78.82	6.649	12:05:38.832	
2 -	54.017	39.372	1:33.389	84.03	0.476	12:07:12.221	
3 -	<b>53.555</b>	39.528	1:33.083 (2)	84.31	0.170	12:08:45.304	
4 -	53.847	39.379	1:33.226 (3)	84.18	0.313	12:10:18.530	
5 -	54.121	39.662	1:33.783	83.68	0.870	12:11:52.313	
6 -	54.472	39.623	1:34.095	83.40	1.182	12:13:26.408	
7 -	53.895	39.462	1:33.357	84.06	0.444	12:14:59.765	
<b>8 -</b>	<b>53.672</b>	<b>39.241</b>	<b>1:32.913 (1)</b>	<b>84.46</b>		<b>12:16:32.678</b>	
9 -	54.018	39.524	1:33.542	83.89	0.629	12:18:06.220	
10 -	54.408	39.711	1:34.119	83.38	1.206	12:19:40.339	

<b>P4 2</b>		<b>Peter BAKER</b>		Kawasaki ZX10R - TJ & Peter Baker MC/Dodfrey Eng			
IDEAL LAP TIME : 1:33.575		BEST LAP TIME : 1:33.950		DIFFERENCE : 0.375			
LAP	SECTOR 1	SECTOR 2	LAP TIME	MPH	DIFF	TIME OF DAY	
1 -		39.687	1:40.459	78.12	6.509	12:05:39.729	
2 -	54.538	39.705	1:34.243 (3)	83.27	0.293	12:07:13.972	
3 -	54.637	40.082	1:34.719	82.85	0.769	12:08:48.691	
<b>4 -</b>	<b>54.392</b>	<b>39.558</b>	<b>1:33.950 (1)</b>	<b>83.53</b>		<b>12:10:22.641</b>	
5 -	54.139	40.491	1:34.630	82.93	0.680	12:11:57.271	
6 -	54.193	40.065	1:34.258	83.26	0.308	12:13:31.529	
7 -	<b>54.017</b>	40.165	1:34.182 (2)	83.32	0.232	12:15:05.711	
8 -	54.038	40.310	1:34.348	83.18	0.398	12:16:40.059	
9 -	54.735	40.136	1:34.871	82.72	0.921	12:18:14.930	
10 -	54.362	40.246	1:34.608	82.95	0.658	12:19:49.538	

# BMCRC - MRO Championships 2022 - Rnd 5 @ Cadwell Park

Reactive Parts MRO Powerbikes inc Clubman 1000

## RACE 7 - SECTOR ANALYSIS



SECTOR 1 = FL to I1, SECTOR 2 = I1 to FL, DIFF = Difference To Personal Best Lap, P = Crossed Finish Line in Pit Lane, D = Time Disallowed

P5 711		Ritchie THORNTON		Kawasaki ZX10R - Team 71		
IDEAL LAP TIME : 1:33.065		BEST LAP TIME : 1:33.246		DIFFERENCE : 0.181		
LAP	SECTOR 1	SECTOR 2	LAP TIME	MPH	DIFF	TIME OF DAY
1 -		40.370	1:42.519	76.55	9.273	12:05:41.789
2 -	55.128	39.898	1:35.026	82.58	1.780	12:07:16.815
3 -	54.786	39.593	1:34.379	83.15	1.133	12:08:51.194
4 -	54.213	39.450	1:33.663 (3)	83.79	0.417	12:10:24.857
5 -	55.192	<b>39.264</b>	1:34.456	83.08	1.210	12:11:59.313
6 -	54.141	39.365	1:33.506 (2)	83.93	0.260	12:13:32.819
7 -	54.637	39.885	1:34.522	83.02	1.276	12:15:07.341
8 -	55.029	39.711	1:34.740	82.83	1.494	12:16:42.081
9 -	<b>53.801</b>	39.445	<b>1:33.246 (1)</b>	<b>84.16</b>		<b>12:18:15.327</b>
10 -	54.175	40.123	1:34.298	83.22	1.052	12:19:49.625

P6 32		Martin MORRIS		BMW S1000RR - Morris Racing, Obsession Engineering		
IDEAL LAP TIME : 1:32.971		BEST LAP TIME : 1:33.048		DIFFERENCE : 0.077		
LAP	SECTOR 1	SECTOR 2	LAP TIME	MPH	DIFF	TIME OF DAY
1 -		40.617	1:43.897	75.53	10.849	12:05:43.167
2 -	55.318	40.753	1:36.071	81.69	3.023	12:07:19.238
3 -	54.205	39.540	1:33.745	83.71	0.697	12:08:52.983
4 -	55.312	40.095	1:35.407	82.25	2.359	12:10:28.390
5 -	55.478	40.170	1:35.648	82.05	2.600	12:12:04.038
6 -	54.314	39.747	1:34.061	83.43	1.013	12:13:38.099
7 -	54.348	39.633	1:33.981	83.50	0.933	12:15:12.080
8 -	53.981	<b>39.181</b>	1:33.162 (2)	84.24	0.114	12:16:45.242
9 -	<b>53.790</b>	39.258	<b>1:33.048 (1)</b>	<b>84.34</b>		<b>12:18:18.290</b>
10 -	53.800	39.864	1:33.664 (3)	83.78	0.616	12:19:51.954

P7 60		Jack YOUNGE		Kawasaki ZX10R - Chase Timber products		
IDEAL LAP TIME : 1:33.866		BEST LAP TIME : 1:34.136		DIFFERENCE : 0.270		
LAP	SECTOR 1	SECTOR 2	LAP TIME	MPH	DIFF	TIME OF DAY
1 -		40.249	1:41.383	77.40	7.247	12:05:40.653
2 -	54.523	39.663	1:34.186 (2)	83.32	0.050	12:07:14.839
3 -	<b>54.287</b>	39.951	1:34.238 (3)	83.27	0.102	12:08:49.077
4 -	54.837	<b>39.579</b>	1:34.416	83.12	0.280	12:10:23.493
5 -	54.346	39.790	<b>1:34.136 (1)</b>	<b>83.36</b>		<b>12:11:57.629</b>
6 -	54.768	39.845	1:34.613	82.94	0.477	12:13:32.242
7 -	54.877	40.137	1:35.014	82.59	0.878	12:15:07.256
8 -	54.951	39.970	1:34.921	82.67	0.785	12:16:42.177
9 -	55.321	40.868	1:36.189	81.59	2.053	12:18:18.366
10 -	56.029	41.220	1:37.249	80.70	3.113	12:19:55.615

P8 98		Rick DICKINSON		Ducati PANIGALE V4 - MotorcycleRaceParts.co.uk		
IDEAL LAP TIME : 1:35.056		BEST LAP TIME : 1:35.056		DIFFERENCE : 0.000		
LAP	SECTOR 1	SECTOR 2	LAP TIME	MPH	DIFF	TIME OF DAY
1 -		40.427	1:42.354	76.67	7.298	12:05:41.624
2 -	<b>54.951</b>	<b>40.105</b>	<b>1:35.056 (1)</b>	<b>82.56</b>		<b>12:07:16.680</b>
3 -	55.829	40.333	1:36.162	81.61	1.106	12:08:52.842
4 -	55.176	40.246	1:35.422 (2)	82.24	0.366	12:10:28.264
5 -	55.328	40.344	1:35.672	82.03	0.616	12:12:03.936
6 -	55.099	40.465	1:35.564 (3)	82.12	0.508	12:13:39.500
7 -	54.993	41.386	1:36.379	81.42	1.323	12:15:15.879
8 -	55.784	40.230	1:36.014	81.73	0.958	12:16:51.893
9 -	55.603	40.896	1:36.499	81.32	1.443	12:18:28.392
10 -	55.343	40.769	1:36.112	81.65	1.056	12:20:04.504



# BMCRC - MRO Championships 2022 - Rnd 5 @ Cadwell Park

## Reactive Parts MRO Powerbikes inc Clubman 1000

### RACE 7 - SECTOR ANALYSIS



SECTOR 1 = FL to I1, SECTOR 2 = I1 to FL, DIFF = Difference To Personal Best Lap, P = Crossed Finish Line in Pit Lane, D = Time Disallowed

P9 110 C		Michael CLARKE		Yamaha R1 - BIKEBASE - MX5 PARTS WAREHOUSE			
IDEAL LAP TIME : 1:34.700		BEST LAP TIME : 1:34.908		DIFFERENCE : 0.208			
LAP	SECTOR 1	SECTOR 2	LAP TIME	MPH	DIFF	TIME OF DAY	
1 -		41.439	1:44.880	74.82	9.972	12:05:44.150	
2 -	55.128	40.702	1:35.830	81.89	0.922	12:07:19.980	
3 -	55.408	40.826	1:36.234	81.55	1.326	12:08:56.214	
4 -	54.946	<b>40.033</b>	1:34.979 (2)	82.62	0.071	12:10:31.193	
5 -	<b>54.667</b>	40.901	1:35.568	82.12	0.660	12:12:06.761	
6 -	55.699	40.825	1:36.524	81.30	1.616	12:13:43.285	
7 -	55.477	40.374	1:35.851	81.87	0.943	12:15:19.136	
8 -	55.053	40.297	1:35.350 (3)	82.30	0.442	12:16:54.486	
9 -	54.806	40.102	<b>1:34.908 (1)</b>	<b>82.69</b>		<b>12:18:29.394</b>	
10 -	55.437	40.353	1:35.790	81.92	0.882	12:20:05.184	

P10 449 C		Luke WALLINGTON		Yamaha R1 4C8 - BW Bespoke Developments Ltd			
IDEAL LAP TIME : 1:35.711		BEST LAP TIME : 1:35.874		DIFFERENCE : 0.163			
LAP	SECTOR 1	SECTOR 2	LAP TIME	MPH	DIFF	TIME OF DAY	
1 -		40.938	1:43.590	75.76	7.716	12:05:42.860	
2 -	55.478	40.840	1:36.318	81.48	0.444	12:07:19.178	
3 -	55.624	41.004	1:36.628	81.21	0.754	12:08:55.806	
4 -	55.813	41.278	1:37.091	80.83	1.217	12:10:32.897	
5 -	55.849	42.109	1:37.958	80.11	2.084	12:12:10.855	
6 -	55.807	41.229	1:37.036	80.87	1.162	12:13:47.891	
7 -	<b>55.076</b>	40.798	<b>1:35.874 (1)</b>	<b>81.85</b>		<b>12:15:23.765</b>	
8 -	55.333	<b>40.635</b>	1:35.968 (2)	81.77	0.094	12:16:59.733	
9 -	55.822	40.906	1:36.728	81.13	0.854	12:18:36.461	
10 -	55.125	41.071	1:36.196 (3)	81.58	0.322	12:20:12.657	

P11 53 C		Seamus McGLYNN		Yamaha R1 -			
IDEAL LAP TIME : 1:34.205		BEST LAP TIME : 1:34.205		DIFFERENCE : 0.000			
LAP	SECTOR 1	SECTOR 2	LAP TIME	MPH	DIFF	TIME OF DAY	
1 -		39.489	1:39.249	79.07	5.044	12:05:38.519	
2 -	<b>54.934</b>	<b>39.271</b>	<b>1:34.205 (1)</b>	<b>83.30</b>		<b>12:07:12.724</b>	
3 -	55.433	39.758	1:35.191 (2)	82.44	0.986	12:08:47.915	
4 -	56.011	40.715	1:36.726	81.13	2.521	12:10:24.641	
5 -	56.484	40.581	1:37.065	80.85	2.860	12:12:01.706	
6 -	56.156	40.259	1:36.415	81.39	2.210	12:13:38.121	
7 -	56.391	40.988	1:37.379	80.59	3.174	12:15:15.500	
8 -	55.945	40.072	1:36.017	81.73	1.812	12:16:51.517	
9 -	56.722	40.494	1:37.216	80.72	3.011	12:18:28.733	
10 -	55.863	39.882	1:35.745 (3)	81.96	1.540	12:20:04.478	

P12 16		James BUCHANAN		Kawasaki ZX10RR - Bluemotion racing			
IDEAL LAP TIME : 1:35.539		BEST LAP TIME : 1:35.539		DIFFERENCE : 0.000			
LAP	SECTOR 1	SECTOR 2	LAP TIME	MPH	DIFF	TIME OF DAY	
1 -		41.548	1:44.678	74.97	9.139	12:05:43.948	
2 -	<b>55.033</b>	<b>40.506</b>	<b>1:35.539 (1)</b>	<b>82.14</b>		<b>12:07:19.487</b>	
3 -	55.722	41.729	1:37.451	80.53	1.912	12:08:56.938	
4 -	55.389	40.713	1:36.102 (2)	81.66	0.563	12:10:33.040	
5 -	55.813	41.698	1:37.511	80.48	1.972	12:12:10.551	
6 -	55.801	40.679	1:36.480 (3)	81.34	0.941	12:13:47.031	
7 -	56.608	41.044	1:37.652	80.36	2.113	12:15:24.683	
8 -	56.445	41.700	1:38.145	79.96	2.606	12:17:02.828	
9 -	55.713	42.229	1:37.942	80.12	2.403	12:18:40.770	
10 -	55.931	41.041	1:36.972	80.93	1.433	12:20:17.742	

# BMCRC - MRO Championships 2022 - Rnd 5 @ Cadwell Park

Reactive Parts MRO Powerbikes inc Clubman 1000

## RACE 7 - SECTOR ANALYSIS



SECTOR 1 = FL to I1, SECTOR 2 = I1 to FL, DIFF = Difference To Personal Best Lap, P = Crossed Finish Line in Pit Lane, D = Time Disallowed

P13 222 C		Phil ROOKE		Kawasaki ZX10R - Team Blumpkin Racing			
IDEAL LAP TIME :		BEST LAP TIME : 1:36.334		DIFFERENCE :			
LAP	SECTOR 1	SECTOR 2	LAP TIME	MPH	DIFF	TIME OF DAY	
1 -		<b>41.214</b>	1:45.364	74.48	9.030	12:05:44.634	
2 -			<b>1:36.334 (1)</b>	<b>81.46</b>		<b>12:07:20.968</b>	
3 -			1:36.459 (2)	81.36	0.125	12:08:57.427	
4 -			1:37.166 (3)	80.76	0.832	12:10:34.593	
5 -			1:37.352	80.61	1.018	12:12:11.945	
6 -			1:37.352	80.61	1.018	12:13:49.297	
7 -			1:38.303	79.83	1.969	12:15:27.600	
8 -			1:40.872	77.80	4.538	12:17:08.472	
9 -			1:39.582	78.81	3.248	12:18:48.054	
10 -			1:39.589	78.80	3.255	12:20:27.643	

P14 57 C		Scott FORBES-COWDRY		Kawasaki ZX10R -			
IDEAL LAP TIME : 1:38.123		BEST LAP TIME : 1:38.202		DIFFERENCE : 0.079			
LAP	SECTOR 1	SECTOR 2	LAP TIME	MPH	DIFF	TIME OF DAY	
1 -		41.898	1:47.327	73.12	9.125	12:05:46.597	
2 -	57.574	41.694	1:39.268	79.05	1.066	12:07:25.865	
3 -	57.277	41.626	1:38.903	79.35	0.701	12:09:04.768	
4 -	57.200	41.677	1:38.877	79.37	0.675	12:10:43.645	
5 -	57.350	41.624	1:38.974	79.29	0.772	12:12:22.619	
6 -	56.724	41.478	<b>1:38.202 (1)</b>	<b>79.91</b>		<b>12:14:00.821</b>	
7 -	57.266	42.041	1:39.307	79.02	1.105	12:15:40.128	
8 -	56.974	41.564	1:38.538 (3)	79.64	0.336	12:17:18.666	
9 -	57.702	<b>41.449</b>	1:39.151	79.15	0.949	12:18:57.817	
10 -	<b>56.674</b>	41.708	1:38.382 (2)	79.77	0.180	12:20:36.199	

P15 17		Phil BAKER		Ducati -			
IDEAL LAP TIME : 1:37.600		BEST LAP TIME : 1:37.888		DIFFERENCE : 0.288			
LAP	SECTOR 1	SECTOR 2	LAP TIME	MPH	DIFF	TIME OF DAY	
1 -		43.226	1:48.786	72.14	10.898	12:05:48.056	
2 -	58.176	41.908	1:40.084	78.41	2.196	12:07:28.140	
3 -	56.775	<b>41.113</b>	<b>1:37.888 (1)</b>	<b>80.17</b>		<b>12:09:06.028</b>	
4 -	56.841	41.665	1:38.506	79.67	0.618	12:10:44.534	
5 -	56.935	42.255	1:39.190	79.12	1.302	12:12:23.724	
6 -	56.617	41.715	1:38.332	79.81	0.444	12:14:02.056	
7 -	56.606	42.152	1:38.758	79.46	0.870	12:15:40.814	
8 -	56.848	41.467	1:38.315 (3)	79.82	0.427	12:17:19.129	
9 -	57.474	41.693	1:39.167	79.13	1.279	12:18:58.296	
10 -	<b>56.487</b>	41.456	1:37.943 (2)	80.12	0.055	12:20:36.239	

P16 7 C		Seb JENKINS		Suzuki GSX-R 1000 - Long hours and hard graft			
IDEAL LAP TIME : 1:37.830		BEST LAP TIME : 1:37.830		DIFFERENCE : 0.000			
LAP	SECTOR 1	SECTOR 2	LAP TIME	MPH	DIFF	TIME OF DAY	
1 -		43.134	1:48.765	72.15	10.935	12:05:48.035	
2 -	56.509	42.105	1:38.614 (3)	79.58	0.784	12:07:26.649	
3 -	56.675	42.186	1:38.861	79.38	1.031	12:09:05.510	
4 -	56.649	42.025	1:38.674	79.53	0.844	12:10:44.184	
5 -	57.057	41.932	1:38.989	79.28	1.159	12:12:23.173	
6 -	56.553	41.838	1:38.391 (2)	79.76	0.561	12:14:01.564	
7 -	56.775	42.027	1:38.802	79.43	0.972	12:15:40.366	
8 -	57.089	42.479	1:39.568	78.82	1.738	12:17:19.934	
9 -	56.901	42.573	1:39.474	78.89	1.644	12:18:59.408	
10 -	<b>56.279</b>	<b>41.551</b>	<b>1:37.830 (1)</b>	<b>80.22</b>		<b>12:20:37.238</b>	

# BMCRC - MRO Championships 2022 - Rnd 5 @ Cadwell Park

## Reactive Parts MRO Powerbikes inc Clubman 1000

### RACE 7 - SECTOR ANALYSIS



SECTOR 1 = FL to I1, SECTOR 2 = I1 to FL, DIFF = Difference To Personal Best Lap, P = Crossed Finish Line in Pit Lane, D = Time Disallowed

<b>P17 9</b>		<b>Luke DIXON</b>		BMW S1000RR -			
IDEAL LAP TIME : 1:32.464		BEST LAP TIME : 1:32.533		DIFFERENCE : 0.069			
LAP	SECTOR 1	SECTOR 2	LAP TIME	MPH	DIFF	TIME OF DAY	
1 -		39.655	1:40.243	78.28	7.710	12:05:39.513	
2 -	54.225	39.527	1:33.752	83.71	1.219	12:07:13.265	
3 -	55.029	39.892	1:34.921	82.67	2.388	12:08:48.186	
4 -	53.665	<b>39.209</b>	1:32.874 (2)	84.50	0.341	12:10:21.060	
5 -	<b>53.255</b>	39.278	<b>1:32.533 (1)</b>	<b>84.81</b>		<b>12:11:53.593</b>	
6 -	53.378	39.880	1:33.258 (3)	84.15	0.725	12:13:26.851	

<b>P18 179</b>		<b>Jason BURRILL</b>		Ducati PANIGALE V2 -			
IDEAL LAP TIME : 1:41.196		BEST LAP TIME : 1:41.196		DIFFERENCE : 0.000			
LAP	SECTOR 1	SECTOR 2	LAP TIME	MPH	DIFF	TIME OF DAY	
1 -		43.177	1:49.861	71.43	8.665	12:05:49.131	
2 -	58.287	43.685	1:41.972 (2)	76.96	0.776	12:07:31.103	
3 -	<b>58.275</b>	<b>42.921</b>	<b>1:41.196 (1)</b>	<b>77.55</b>		<b>12:09:12.299</b>	
4 -	58.990	43.475	1:42.465 (3)	76.59	1.269	12:10:54.764	
5 -	59.296	43.550	1:42.846	76.30	1.650	12:12:37.610	

<b>P19 334 C</b>		<b>Anthony BRANDISH</b>		Suzuki GSXR 1000 - BW bespoke developments ltd			
IDEAL LAP TIME : 1:41.941		BEST LAP TIME : 1:43.069		DIFFERENCE : 1.128			
LAP	SECTOR 1	SECTOR 2	LAP TIME	MPH	DIFF	TIME OF DAY	
1 -		<b>43.868</b>	1:48.735	72.17	5.666	12:05:48.005	
2 -	<b>58.073</b>	44.996	<b>1:43.069 (1)</b>	<b>76.14</b>		<b>12:07:31.074</b>	

# BMCRC - MRO Championships 2022 - Rnd 5 @ Cadwell Park

## Reactive Parts MRO Powerbikes inc Clubman 1000

### RACE 7 - BEST SECTORS

SECTOR 1			SECTOR 2			IDEAL / BEST COMPARISON						
POS	NO	NAME	TIME	NO	NAME	TIME	POS	NO	NAME	IDEAL	BEST	DIFF
									<b>PERFECT LAP</b>	<b>1:31.441</b>		
1	26	WAINWRIGHT	53.165	26	WAINWRIGHT	38.276	1	26	WAINWRIGHT	1:31.441	1:31.441	0.000
2	9	DIXON	53.255	32	MORRIS	39.181	2	9	DIXON	1:32.464	1:32.533	0.069
3	31	COX	53.332	9	DIXON	39.209	3	31	COX	1:32.599	1:32.720	0.121
4	48	WILSON	53.555	48	WILSON	39.241	4	48	WILSON	1:32.796	1:32.913	0.117
5	32	MORRIS	53.790	711	THORNTON	39.264	5	32	MORRIS	1:32.971	1:33.048	0.077
6	711	THORNTON	53.801	31	COX	39.267	6	711	THORNTON	1:33.065	1:33.246	0.181
7	2	BAKER	54.017	53	McGLYNN	39.271	7	2	BAKER	1:33.575	1:33.950	0.375
8	60	YOUNGE	54.287	2	BAKER	39.558	8	60	YOUNGE	1:33.866	1:34.136	0.270
9	110	CLARKE	54.667	60	YOUNGE	39.579	9	53	McGLYNN	1:34.205	1:34.205	0.000
10	53	McGLYNN	54.934	110	CLARKE	40.033	10	110	CLARKE	1:34.700	1:34.908	0.208
11	98	DICKINSON	54.951	98	DICKINSON	40.105	11	98	DICKINSON	1:35.056	1:35.056	0.000
12	16	BUCHANAN	55.033	16	BUCHANAN	40.506	12	16	BUCHANAN	1:35.539	1:35.539	0.000
13	449	WALLINGTON	55.076	449	WALLINGTON	40.635	13	449	WALLINGTON	1:35.711	1:35.874	0.163
14	7	JENKINS	56.279	17	BAKER	41.113	14	17	BAKER	1:37.600	1:37.888	0.288
15	17	BAKER	56.487	222	ROOKE	41.214	15	7	JENKINS	1:37.830	1:37.830	0.000
16	57	FORBES-COWDRY	56.674	57	FORBES-COWDRY	41.449	16	57	FORBES-COWDRY	1:38.123	1:38.202	0.079
17	334	BRANDISH	58.073	7	JENKINS	41.551	17	179	BURRILL	1:41.196	1:41.196	0.000
18	179	BURRILL	58.275	179	BURRILL	42.921	18	334	BRANDISH	1:41.941	1:43.069	1.128
19				334	BRANDISH	43.868	19	222	ROOKE		1:36.334	

# BMCRC - MRO Championships 2022 - Rnd 5 @ Cadwell Park

## Reactive Parts MRO Powerbikes inc Clubman 1000

### RACE 7 - STATISTICS

**Competitors Started** 19  
**Planned Start** 2022-06-26 @ 11:40:00.000  
**Actual Start** 2022-06-26 @ 12:03:59.269  
**Finish Time** 2022-06-26 @ 12:19:33.466  
**Track Length** 2.1800mi.  
**Total Laps** 173  
**Total Distance Covered** 377.1432mi.

#### Session Fastest Lap History

NO	CL	NAME	LAP TIME	TIME OF DAY	LAP	VEHICLE
26		Josh WAINWRIGHT	1:31.441	12:07:06.779	2	Honda Fireblade

#### Session Leader History

NO	CL	NAME	FROM LAP	LAPS LED	DISTANCE	VEHICLE
26		Josh WAINWRIGHT	1	10	21.80 miles	Honda Fireblade

#### Flag History

TYPE	TIME OF DAY
GREEN	12:03:59.269
FINISH	12:19:33.466

#### Flag Statistics

TYPE	COUNT	TOTAL LAPS	TOTAL TIME
Green	1	10	17:37.225
Red	0	0	0.000
Safety Car	0	0	0.000
FCY	0	0	0.000

# BMCRC - MRO Championships 2022 - Rnd 5 @ Cadwell Park

Reactive Parts MRO Powerbikes inc Clubman 1000

## RACE 7 - STATISTICS

**CLASS :**

12 Starters

### Fastest Lap History

NO	NAME	LAP TIME	TIME OF DAY	LAP	VEHICLE
26	Josh WAINWRIGHT	1:31.441	12:07:06.779	2	Honda Fireblade

### Leader History

NO	NAME	FROM LAP	LAPS LED	DISTANCE	VEHICLE
26	Josh WAINWRIGHT	1	10	21.80 miles	Honda Fireblade

# BMCRC - MRO Championships 2022 - Rnd 5 @ Cadwell Park

Reactive Parts MRO Powerbikes inc Clubman 1000

## RACE 7 - STATISTICS

**CLASS : C**

7 Starters

### Fastest Lap History

NO	NAME	LAP TIME	TIME OF DAY	LAP	VEHICLE
53	Seamus McGLYNN	1:34.205	12:07:12.745	2	Yamaha R1

### Leader History

NO	NAME	FROM LAP	LAPS LED	DISTANCE	VEHICLE
53	Seamus McGLYNN	1	10	21.80 miles	Yamaha R1

# BMCRC - MRO Championships 2022 - Rnd 5 @ Cadwell Park

## Reactive Parts MRO Powerbikes inc Clubman 1000

### RACE 17 - GRID (11 Laps)



ROW 7	19   <b>334</b> Anthony BRANDISH   1:43.069	20   <b>63</b> Matthew WREN	21   <b>12</b> David COMBRINCK	
ROW 6		16   <b>17</b> Phil BAKER   1:37.888	17   <b>57</b> Scott FORBES-COWDRY   1:38.202	18   <b>179</b> Jason BURRILL   1:41.196
ROW 5	13   <b>449</b> Luke WALLINGTON   1:35.874	14   <b>222</b> Phil ROOKE   1:36.334	15   <b>7</b> Seb JENKINS   1:37.830	
ROW 4		10   <b>110</b> Michael CLARKE   1:34.908	11   <b>98</b> Rick DICKINSON   1:35.056	12   <b>16</b> James BUCHANAN   1:35.539
ROW 3	7   <b>2</b> Peter BAKER   1:33.950	8   <b>60</b> Jack YOUNGE   1:34.136	9   <b>53</b> Seamus McGLYNN   1:34.205	
ROW 2		4   <b>48</b> Nicky WILSON   1:32.913	5   <b>32</b> Martin MORRIS   1:33.048	6   <b>711</b> Ritchie THORNTON   1:33.246
ROW 1	1   <b>26</b> Josh WAINWRIGHT   1:31.441	2   <b>9</b> Luke DIXON   1:32.533	3   <b>31</b> Sam COX   1:32.720	
	<b>Pole</b>			

Cadwell Park: 2.1800 miles

These results are provisional until the conclusion of any judicial and technical matters.

Clerk Of Course :	Stewards :	Timekeeper : Sarah Evans
-------------------	------------	--------------------------

Results can be found at [www.tsl-timing.com](http://www.tsl-timing.com)

Printed - 12:25 Sunday, 26 June 2022





# BMCRC - MRO Championships 2022 - Rnd 5 @ Cadwell Park

## Reactive Parts MRO Powerbikes inc Clubman 1000



### RACE 17 - CLASSIFICATION

POS	NO	CL	PIC NAME	ENTRY	LAPS	TIME	GAP	DIFF	MPH	BEST	ON
1	26		1 Josh WAINWRIGHT	Honda Fireblade - JW MOT Centre	6	9:17.721			84.42	1:31.820	2
2	31		2 Sam COX	BMW S1000RR - Belcom Cable Ltd	6	9:27.223	9.502	9.502	83.01	1:33.292	5
3	2		3 Peter BAKER	Kawasaki ZX10R - TJ & Peter Baker MC/Dodfrey Er	6	9:27.548	9.827	0.325	82.96	1:33.091	5
4	9		4 Luke DIXON	BMW S1000RR -	6	9:27.816	10.095	0.268	82.92	1:33.462	6
5	48		5 Nicky WILSON	Suzuki GSXR 1000 - Demon GP/Haslemere Motorc	6	9:28.199	10.478	0.383	82.87	1:33.293	6
6	711		6 Ritchie THORNTON	Kawasaki ZX10R - Team 71	6	9:28.675	10.954	0.476	82.80	1:33.462	5
7	110	C	1 Michael CLARKE	Yamaha R1 - BIKEBASE - MX5 PARTS WAREHOL	6	9:38.334	20.613	9.659	81.42	1:34.833	2
8	60		7 Jack YOUNGE	Kawasaki ZX10R - Chase Timber products	6	9:43.500	25.779	5.166	80.69	1:35.414	5
9	449	C	2 Luke WALLINGTON	Yamaha R1 4C8 - BW Bespoke Developments Ltd	6	9:44.021	26.300	0.521	80.62	1:35.414	6
10	53	C	3 Seamus McGLYNN	Yamaha R1 -	6	9:45.882	28.161	1.861	80.37	1:36.306	3
11	63		8 Matthew WREN	Suzuki GSXR - TBR performance	6	10:08.015	50.294	22.133	77.44	1:39.828	5
12	334	C	4 Anthony BRANDISH	Suzuki GSXR 1000 - BW bespoke developments ltr	6	10:08.089	50.368	0.074	77.43	1:39.727	4
13	57	C	5 Scott FORBES-COWDRY	Kawasaki ZX10R -	6	10:08.416	50.695	0.327	77.39	1:39.290	2
14	179		9 Jason BURRILL	Ducati PANIGALE V2 -	6	10:21.774	1:04.053	13.358	75.73	1:42.081	2

#### NOT CLASSIFIED

DNF	222	C	Phil ROOKE	Kawasaki ZX10R - Team Blumpkin Racing	5	8:09.755	1 Lap	1 Lap	80.12	1:36.005	3
-----	-----	---	------------	---------------------------------------	---	----------	-------	-------	-------	----------	---

#### FASTEST LAP

	26		Josh WAINWRIGHT	Honda Fireblade - JW MOT Centre	2	1:31.820			85.47 mph	137.55 kph	
	110	C	Michael CLARKE	Yamaha R1 - BIKEBASE - MX5 PARTS WAREHOL	2	1:34.833			82.75 mph	133.18 kph	

Class - 92.5% of Race Speed = 78.08 mph  
 Class C - 92.5% of Race Speed = 75.31 mph

Race Distance: 6 Laps / 13.08 miles

Cadwell Park: 2.1800 miles

Date: 26/06/2022 Start: 17:09 Finish: 17:19

Weather / Track : Cloudy / Dry

These results are provisional until the conclusion of any judicial and technical matters.

Clerk Of Course :	Stewards :	Timekeeper : Sarah Evans
-------------------	------------	--------------------------

Results can be found at [www.tsl-timing.com](http://www.tsl-timing.com)

Printed - 17:20 Sunday, 26 June 2022



# BMCRC - MRO Championships 2022 - Rnd 5 @ Cadwell Park

## Reactive Parts MRO Powerbikes inc Clubman 1000

### RACE 17 - LAP CHART

#### LAP 1 @ 17:11:23.454

NO	BEHIND	LAP TIME
26		1:37.161
31	1.636	1:38.797
9	1.923	1:39.084
2	2.183	1:39.344
711	2.685	1:39.846
48	2.919	1:40.080
110	3.605	1:40.766
53	5.200	1:42.361
60	6.045	1:43.206
449	6.654	1:43.815
222	7.756	1:44.917
57	8.617	1:45.778
63	9.498	1:46.659
334	9.974	1:47.135
179	11.809	1:48.970

#### LAP 2 @ 17:12:55.274

NO	BEHIND	LAP TIME
26		1:31.820
31	3.275	1:33.459
9	3.800	1:33.697
2	4.167	1:33.804
711	4.580	1:33.715
48	4.709	1:33.610
110	6.618	1:34.833
53	9.715	1:36.335
60	10.404	1:36.179
449	11.240	1:36.406
222	12.126	1:36.190
57	16.087	1:39.290
63	17.647	1:39.969
334	18.594	1:40.440
179	22.070	1:42.081

#### LAP 3 @ 17:14:27.206

NO	BEHIND	LAP TIME
26		1:31.932
31	5.288	1:33.945
9	5.723	1:33.855
2	5.954	1:33.719
711	6.264	1:33.616
48	6.453	1:33.676
110	9.749	1:35.063
53	14.089	1:36.306
60	14.542	1:36.070
449	16.076	1:36.768
222	16.199	1:36.005
57	24.719	1:40.564
63	26.068	1:40.353
334	26.719	1:40.057
179	32.298	1:42.160

#### LAP 4 @ 17:15:59.666

NO	BEHIND	LAP TIME
26		1:32.460
31	6.617	1:33.789
9	7.151	1:33.888
2	7.415	1:33.921
711	7.813	1:34.009
48	7.999	1:34.006
110	12.211	1:34.922

53	18.155	1:36.526
60	18.770	1:36.688
449	19.720	1:36.104
222	20.095	1:36.356
57	32.795	1:40.536
63	33.550	1:39.942
334	33.986	1:39.727
179	42.435	1:42.597

#### LAP 5 @ 17:17:31.726

NO	BEHIND	LAP TIME
26		1:32.060
31	7.849	1:33.292
2	8.446	1:33.091
9	8.921	1:33.830
711	9.215	1:33.462
48	9.473	1:33.534
110	16.749	1:36.598
60	22.124	1:35.414
449	23.187	1:35.527
53	23.806	1:37.711
222	24.322	1:36.287
57	40.829	1:40.094
63	41.318	1:39.828
334	41.908	1:39.982
179	53.157	1:42.782

#### LAP 6 @ 17:19:04.014

NO	BEHIND	LAP TIME
26		1:32.288
31	9.502	1:33.941
2	9.827	1:33.669
9	10.095	1:33.462
48	10.478	1:33.293
711	10.954	1:34.027
110	20.613	1:36.152
60	25.779	1:35.943
449	26.300	1:35.401
53	28.161	1:36.643
63	50.294	1:41.264
334	50.368	1:40.748
57	50.695	1:42.154
179	1:04.053	1:43.184

# BMCRC - MRO Championships 2022 - Rnd 5 @ Cadwell Park

## Reactive Parts MRO Powerbikes inc Clubman 1000

### RACE 17 - SECTOR ANALYSIS



SECTOR 1 = FL to I1, SECTOR 2 = I1 to FL, DIFF = Difference To Personal Best Lap, P = Crossed Finish Line in Pit Lane, D = Time Disallowed

P1 26		Josh WAINWRIGHT		Honda Fireblade - JW MOT Centre			
IDEAL LAP TIME : 1:31.665		BEST LAP TIME : 1:31.820		DIFFERENCE : 0.155			
LAP	SECTOR 1	SECTOR 2	LAP TIME	MPH	DIFF	TIME OF DAY	
1 -		38.849	1:37.161	80.77	5.341	17:11:23.454	
2 -	53.346	<b>38.474</b>	<b>1:31.820 (1)</b>	<b>85.47</b>		<b>17:12:55.274</b>	
3 -	<b>53.191</b>	38.741	1:31.932 (2)	85.36	0.112	17:14:27.206	
4 -	53.649	38.811	1:32.460	84.88	0.640	17:15:59.666	
5 -	53.413	38.647	1:32.060 (3)	85.24	0.240	17:17:31.726	
6 -	53.264	39.024	1:32.288	85.03	0.468	17:19:04.014	

P2 31		Sam COX		BMW S1000RR - Belcom Cable Ltd			
IDEAL LAP TIME : 1:33.211		BEST LAP TIME : 1:33.292		DIFFERENCE : 0.081			
LAP	SECTOR 1	SECTOR 2	LAP TIME	MPH	DIFF	TIME OF DAY	
1 -		39.987	1:38.797	79.43	5.505	17:11:25.090	
2 -	53.951	<b>39.508</b>	1:33.459 (2)	83.97	0.167	17:12:58.549	
3 -	53.952	39.993	1:33.945	83.53	0.653	17:14:32.494	
4 -	54.151	39.638	1:33.789 (3)	83.67	0.497	17:16:06.283	
5 -	<b>53.703</b>	39.589	<b>1:33.292 (1)</b>	<b>84.12</b>		<b>17:17:39.575</b>	
6 -	54.058	39.883	1:33.941	83.54	0.649	17:19:13.516	

P3 2		Peter BAKER		Kawasaki ZX10R - TJ & Peter Baker MC/Dodfrey Eng			
IDEAL LAP TIME : 1:33.091		BEST LAP TIME : 1:33.091		DIFFERENCE : 0.000			
LAP	SECTOR 1	SECTOR 2	LAP TIME	MPH	DIFF	TIME OF DAY	
1 -		39.841	1:39.344	78.99	6.253	17:11:25.637	
2 -	54.175	39.629	1:33.804	83.66	0.713	17:12:59.441	
3 -	54.026	39.693	1:33.719 (3)	83.74	0.628	17:14:33.160	
4 -	53.998	39.923	1:33.921	83.56	0.830	17:16:07.081	
5 -	<b>53.505</b>	<b>39.586</b>	<b>1:33.091 (1)</b>	<b>84.30</b>		<b>17:17:40.172</b>	
6 -	53.921	39.748	1:33.669 (2)	83.78	0.578	17:19:13.841	

P4 9		Luke DIXON		BMW S1000RR -			
IDEAL LAP TIME : 1:33.462		BEST LAP TIME : 1:33.462		DIFFERENCE : 0.000			
LAP	SECTOR 1	SECTOR 2	LAP TIME	MPH	DIFF	TIME OF DAY	
1 -		39.997	1:39.084	79.20	5.622	17:11:25.377	
2 -	53.870	39.827	1:33.697 (2)	83.76	0.235	17:12:59.074	
3 -	53.922	39.933	1:33.855	83.61	0.393	17:14:32.929	
4 -	53.918	39.970	1:33.888	83.58	0.426	17:16:06.817	
5 -	53.990	39.840	1:33.830 (3)	83.64	0.368	17:17:40.647	
6 -	<b>53.766</b>	<b>39.696</b>	<b>1:33.462 (1)</b>	<b>83.97</b>		<b>17:19:14.109</b>	

P5 48		Nicky WILSON		Suzuki GSXR 1000 - Demon GP/Haslemere Motorcycles			
IDEAL LAP TIME : 1:33.293		BEST LAP TIME : 1:33.293		DIFFERENCE : 0.000			
LAP	SECTOR 1	SECTOR 2	LAP TIME	MPH	DIFF	TIME OF DAY	
1 -		39.805	1:40.080	78.41	6.787	17:11:26.373	
2 -	53.930	39.680	1:33.610 (3)	83.83	0.317	17:12:59.983	
3 -	53.997	39.679	1:33.676	83.77	0.383	17:14:33.659	
4 -	54.004	40.002	1:34.006	83.48	0.713	17:16:07.665	
5 -	53.697	39.837	1:33.534 (2)	83.90	0.241	17:17:41.199	
6 -	<b>53.622</b>	<b>39.671</b>	<b>1:33.293 (1)</b>	<b>84.12</b>		<b>17:19:14.492</b>	

P6 711		Ritchie THORNTON		Kawasaki ZX10R - Team 71			
IDEAL LAP TIME : 1:33.397		BEST LAP TIME : 1:33.462		DIFFERENCE : 0.065			
LAP	SECTOR 1	SECTOR 2	LAP TIME	MPH	DIFF	TIME OF DAY	
1 -		39.731	1:39.846	78.60	6.384	17:11:26.139	
2 -	53.938	39.777	1:33.715 (3)	83.74	0.253	17:12:59.854	
3 -	53.897	<b>39.719</b>	1:33.616 (2)	83.83	0.154	17:14:33.470	
4 -	53.967	40.042	1:34.009	83.48	0.547	17:16:07.479	
5 -	<b>53.678</b>	39.784	<b>1:33.462 (1)</b>	<b>83.97</b>		<b>17:17:40.941</b>	
6 -	54.208	39.819	1:34.027	83.46	0.565	17:19:14.968	

# BMCRC - MRO Championships 2022 - Rnd 5 @ Cadwell Park

## Reactive Parts MRO Powerbikes inc Clubman 1000

### RACE 17 - SECTOR ANALYSIS



SECTOR 1 = FL to I1, SECTOR 2 = I1 to FL, DIFF = Difference To Personal Best Lap, P = Crossed Finish Line in Pit Lane, D = Time Disallowed

P7 110 C		Michael CLARKE		Yamaha R1 - BIKEBASE - MX5 PARTS WAREHOUSE		
IDEAL LAP TIME : 1:34.395		BEST LAP TIME : 1:34.833		DIFFERENCE : 0.438		
LAP	SECTOR 1	SECTOR 2	LAP TIME	MPH	DIFF	TIME OF DAY
1 -		<b>39.916</b>	1:40.766	77.88	5.933	17:11:27.059
2 -	<b>54.479</b>	40.354	<b>1:34.833 (1)</b>	<b>82.75</b>		<b>17:13:01.892</b>
3 -	54.830	40.233	1:35.063 (3)	82.55	0.230	17:14:36.955
4 -	54.907	40.015	1:34.922 (2)	82.67	0.089	17:16:11.877
5 -	55.656	40.942	1:36.598	81.24	1.765	17:17:48.475
6 -	55.479	40.673	1:36.152	81.62	1.319	17:19:24.627

P8 60		Jack YOUNGE		Kawasaki ZX10R - Chase Timber products		
IDEAL LAP TIME : 1:35.414		BEST LAP TIME : 1:35.414		DIFFERENCE : 0.000		
LAP	SECTOR 1	SECTOR 2	LAP TIME	MPH	DIFF	TIME OF DAY
1 -		40.848	1:43.206	76.04	7.792	17:11:29.499
2 -	55.710	40.469	1:36.179	81.59	0.765	17:13:05.678
3 -	55.528	40.542	1:36.070 (3)	81.69	0.656	17:14:41.748
4 -	55.788	40.900	1:36.688	81.16	1.274	17:16:18.436
5 -	<b>55.208</b>	<b>40.206</b>	<b>1:35.414 (1)</b>	<b>82.25</b>		<b>17:17:53.850</b>
6 -	55.563	40.380	1:35.943 (2)	81.79	0.529	17:19:29.793

P9 449 C		Luke WALLINGTON		Yamaha R1 4C8 - BW Bespoke Developments Ltd		
IDEAL LAP TIME : 1:35.193		BEST LAP TIME : 1:35.401		DIFFERENCE : 0.208		
LAP	SECTOR 1	SECTOR 2	LAP TIME	MPH	DIFF	TIME OF DAY
1 -		41.213	1:43.815	75.59	8.414	17:11:30.108
2 -	55.566	40.840	1:36.406	81.40	1.005	17:13:06.514
3 -	55.667	41.101	1:36.768	81.10	1.367	17:14:43.282
4 -	55.553	40.551	1:36.104 (3)	81.66	0.703	17:16:19.386
5 -	55.132	<b>40.395</b>	1:35.527 (2)	82.15	0.126	17:17:54.913
6 -	<b>54.798</b>	40.603	<b>1:35.401 (1)</b>	<b>82.26</b>		<b>17:19:30.314</b>

P10 53 C		Seamus McGLYNN		Yamaha R1 -		
IDEAL LAP TIME : 1:36.154		BEST LAP TIME : 1:36.306		DIFFERENCE : 0.152		
LAP	SECTOR 1	SECTOR 2	LAP TIME	MPH	DIFF	TIME OF DAY
1 -		<b>40.345</b>	1:42.361	76.67	6.055	17:11:28.654
2 -	<b>55.809</b>	40.526	1:36.335 (2)	81.46	0.029	17:13:04.989
3 -	55.955	40.351	<b>1:36.306 (1)</b>	<b>81.49</b>		<b>17:14:41.295</b>
4 -	56.077	40.449	1:36.526 (3)	81.30	0.220	17:16:17.821
5 -	57.219	40.492	1:37.711	80.31	1.405	17:17:55.532
6 -	56.062	40.581	1:36.643	81.20	0.337	17:19:32.175

P11 63		Matthew WREN		Suzuki GSXR - TBR performance		
IDEAL LAP TIME : 1:39.717		BEST LAP TIME : 1:39.828		DIFFERENCE : 0.111		
LAP	SECTOR 1	SECTOR 2	LAP TIME	MPH	DIFF	TIME OF DAY
1 -		42.417	1:46.659	73.58	6.831	17:11:32.952
2 -	<b>57.940</b>	42.029	1:39.969 (3)	78.50	0.141	17:13:12.921
3 -	58.158	42.195	1:40.353	78.20	0.525	17:14:53.274
4 -	58.110	41.832	1:39.942 (2)	78.52	0.114	17:16:33.216
5 -	58.051	<b>41.777</b>	<b>1:39.828 (1)</b>	<b>78.61</b>		<b>17:18:13.044</b>
6 -	58.244	43.020	1:41.264	77.50	1.436	17:19:54.308

P12 334 C		Anthony BRANDISH		Suzuki GSXR 1000 - BW bespoke developments ltd		
IDEAL LAP TIME : 1:39.727		BEST LAP TIME : 1:39.727		DIFFERENCE : 0.000		
LAP	SECTOR 1	SECTOR 2	LAP TIME	MPH	DIFF	TIME OF DAY
1 -		42.536	1:47.135	73.25	7.408	17:11:33.428
2 -	57.977	42.463	1:40.440	78.13	0.713	17:13:13.868
3 -	58.022	42.035	1:40.057 (3)	78.43	0.330	17:14:53.925
4 -	<b>57.887</b>	<b>41.840</b>	<b>1:39.727 (1)</b>	<b>78.69</b>		<b>17:16:33.652</b>
5 -	57.925	42.057	1:39.982 (2)	78.49	0.255	17:18:13.634
6 -	57.971	42.777	1:40.748	77.89	1.021	17:19:54.382

# BMCRC - MRO Championships 2022 - Rnd 5 @ Cadwell Park

## Reactive Parts MRO Powerbikes inc Clubman 1000

### RACE 17 - SECTOR ANALYSIS



SECTOR 1 = FL to I1, SECTOR 2 = I1 to FL, DIFF = Difference To Personal Best Lap, P = Crossed Finish Line in Pit Lane, D = Time Disallowed

<b>P13 57 C</b>		<b>Scott FORBES-COWDRY</b>		Kawasaki ZX10R -		
IDEAL LAP TIME : 1:39.002		BEST LAP TIME : 1:39.290		DIFFERENCE : 0.288		
LAP	SECTOR 1	SECTOR 2	LAP TIME	MPH	DIFF	TIME OF DAY
1 -		<b>41.817</b>	1:45.778	74.19	6.488	17:11:32.071
<b>2 -</b>	<b>57.185</b>	42.105	<b>1:39.290 (1)</b>	<b>79.04</b>		<b>17:13:11.361</b>
3 -	58.112	42.452	1:40.564	78.04	1.274	17:14:51.925
4 -	58.273	42.263	1:40.536 (3)	78.06	1.246	17:16:32.461
5 -	57.964	42.130	1:40.094 (2)	78.40	0.804	17:18:12.555
6 -	59.878	42.276	1:42.154	76.82	2.864	17:19:54.709

<b>P14 179</b>		<b>Jason BURRILL</b>		Ducati PANIGALE V2 -		
IDEAL LAP TIME : 1:41.863		BEST LAP TIME : 1:42.081		DIFFERENCE : 0.218		
LAP	SECTOR 1	SECTOR 2	LAP TIME	MPH	DIFF	TIME OF DAY
1 -		<b>43.104</b>	1:48.970	72.02	6.889	17:11:35.263
<b>2 -</b>	<b>58.759</b>	43.322	<b>1:42.081 (1)</b>	<b>76.88</b>		<b>17:13:17.344</b>
3 -	58.976	43.184	1:42.160 (2)	76.82	0.079	17:14:59.504
4 -	59.066	43.531	1:42.597 (3)	76.49	0.516	17:16:42.101
5 -	59.341	43.441	1:42.782	76.35	0.701	17:18:24.883
6 -	59.318	43.866	1:43.184	76.05	1.103	17:20:08.067

<b>P15 222 C</b>		<b>Phil ROOKE</b>		Kawasaki ZX10R - Team Blumpkin Racing		
IDEAL LAP TIME : 1:35.845		BEST LAP TIME : 1:36.005		DIFFERENCE : 0.160		
LAP	SECTOR 1	SECTOR 2	LAP TIME	MPH	DIFF	TIME OF DAY
1 -		41.586	1:44.917	74.80	8.912	17:11:31.210
2 -	55.508	40.682	1:36.190 (2)	81.58	0.185	17:13:07.400
<b>3 -</b>	<b>55.234</b>	40.771	<b>1:36.005 (1)</b>	<b>81.74</b>		<b>17:14:43.405</b>
4 -	55.745	<b>40.611</b>	1:36.356	81.44	0.351	17:16:19.761
5 -	55.595	40.692	1:36.287 (3)	81.50	0.282	17:17:56.048

# BMCRC - MRO Championships 2022 - Rnd 5 @ Cadwell Park

## Reactive Parts MRO Powerbikes inc Clubman 1000

### RACE 17 - BEST SECTORS

SECTOR 1			SECTOR 2			IDEAL / BEST COMPARISON						
POS	NO	NAME	TIME	NO	NAME	TIME	POS	NO	NAME	IDEAL	BEST	DIFF
1	26	WAINWRIGHT	53.191	26	WAINWRIGHT	38.474	1	26	WAINWRIGHT	1:31.665	1:31.820	0.155
2	2	BAKER	53.505	31	COX	39.508	2	2	BAKER	1:33.091	1:33.091	0.000
3	48	WILSON	53.622	2	BAKER	39.586	3	31	COX	1:33.211	1:33.292	0.081
4	711	THORNTON	53.678	48	WILSON	39.671	4	48	WILSON	1:33.293	1:33.293	0.000
5	31	COX	53.703	9	DIXON	39.696	5	711	THORNTON	1:33.397	1:33.462	0.065
6	9	DIXON	53.766	711	THORNTON	39.719	6	9	DIXON	1:33.462	1:33.462	0.000
7	110	CLARKE	54.479	110	CLARKE	39.916	7	110	CLARKE	1:34.395	1:34.833	0.438
8	449	WALLINGTON	54.798	60	YOUNGE	40.206	8	449	WALLINGTON	1:35.193	1:35.401	0.208
9	60	YOUNGE	55.208	53	McGLYNN	40.345	9	60	YOUNGE	1:35.414	1:35.414	0.000
10	222	ROOKE	55.234	449	WALLINGTON	40.395	10	222	ROOKE	1:35.845	1:36.005	0.160
11	53	McGLYNN	55.809	222	ROOKE	40.611	11	53	McGLYNN	1:36.154	1:36.306	0.152
12	57	FORBES-COWDRY	57.185	63	WREN	41.777	12	57	FORBES-COWDRY	1:39.002	1:39.290	0.288
13	334	BRANDISH	57.887	57	FORBES-COWDRY	41.817	13	63	WREN	1:39.717	1:39.828	0.111
14	63	WREN	57.940	334	BRANDISH	41.840	14	334	BRANDISH	1:39.727	1:39.727	0.000
15	179	BURRILL	58.759	179	BURRILL	43.104	15	179	BURRILL	1:41.863	1:42.081	0.218

# BMCRC - MRO Championships 2022 - Rnd 5 @ Cadwell Park

## Reactive Parts MRO Powerbikes inc Clubman 1000

### RACE 17 - STATISTICS

**Competitors Started** 15  
**Planned Start** 2022-06-26 @ 16:25:00.000  
**Actual Start** 2022-06-26 @ 17:09:46.292  
**Finish Time** 2022-06-26 @ 17:19:04.013  
**Track Length** 2.1800mi.  
**Total Laps** 89  
**Total Distance Covered** 194.0216mi.

#### Session Fastest Lap History

NO	CL	NAME	LAP TIME	TIME OF DAY	LAP	VEHICLE
26		Josh WAINWRIGHT	1:31.820	17:12:55.307	2	Honda Fireblade

#### Session Leader History

NO	CL	NAME	FROM LAP	LAPS LED	DISTANCE	VEHICLE
26		Josh WAINWRIGHT	1	6	13.08 miles	Honda Fireblade

#### Flag History

TYPE	TIME OF DAY
GREEN	17:09:46.292
FINISH	17:19:04.013

#### Flag Statistics

TYPE	COUNT	TOTAL LAPS	TOTAL TIME
Green	1	6	10:24.909
Red	0	0	0.000
Safety Car	0	0	0.000
FCY	0	0	0.000

# BMCRC - MRO Championships 2022 - Rnd 5 @ Cadwell Park

Reactive Parts MRO Powerbikes inc Clubman 1000

## RACE 17 - STATISTICS

**CLASS :**

9 Starters

### Fastest Lap History

NO	NAME	LAP TIME	TIME OF DAY	LAP	VEHICLE
26	Josh WAINWRIGHT	1:31.820	17:12:55.307	2	Honda Fireblade

### Leader History

NO	NAME	FROM LAP	LAPS LED	DISTANCE	VEHICLE
26	Josh WAINWRIGHT	1	6	13.08 miles	Honda Fireblade



# BMCRC - MRO Championships 2022 - Rnd 5 @ Cadwell Park

Reactive Parts MRO Powerbikes inc Clubman 1000

## RACE 17 - STATISTICS

**CLASS : C**

6 Starters

### Fastest Lap History

NO	NAME	LAP TIME	TIME OF DAY	LAP	VEHICLE
110	Michael CLARKE	1:34.833	17:13:01.917	2	Yamaha R1

### Leader History

NO	NAME	FROM LAP	LAPS LED	DISTANCE	VEHICLE
110	Michael CLARKE	1	6	13.08 miles	Yamaha R1

**RKB-F1**  
**MOTORSPORT**



# RKB MOTORSPORT / BREITENBACH RENNSPORT F1 & F2 SIDECARS



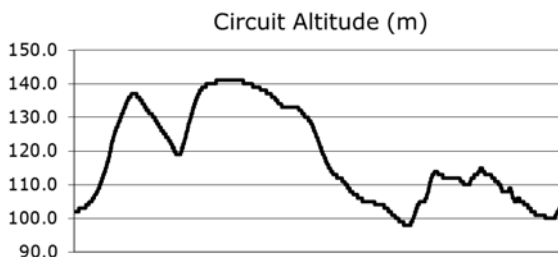
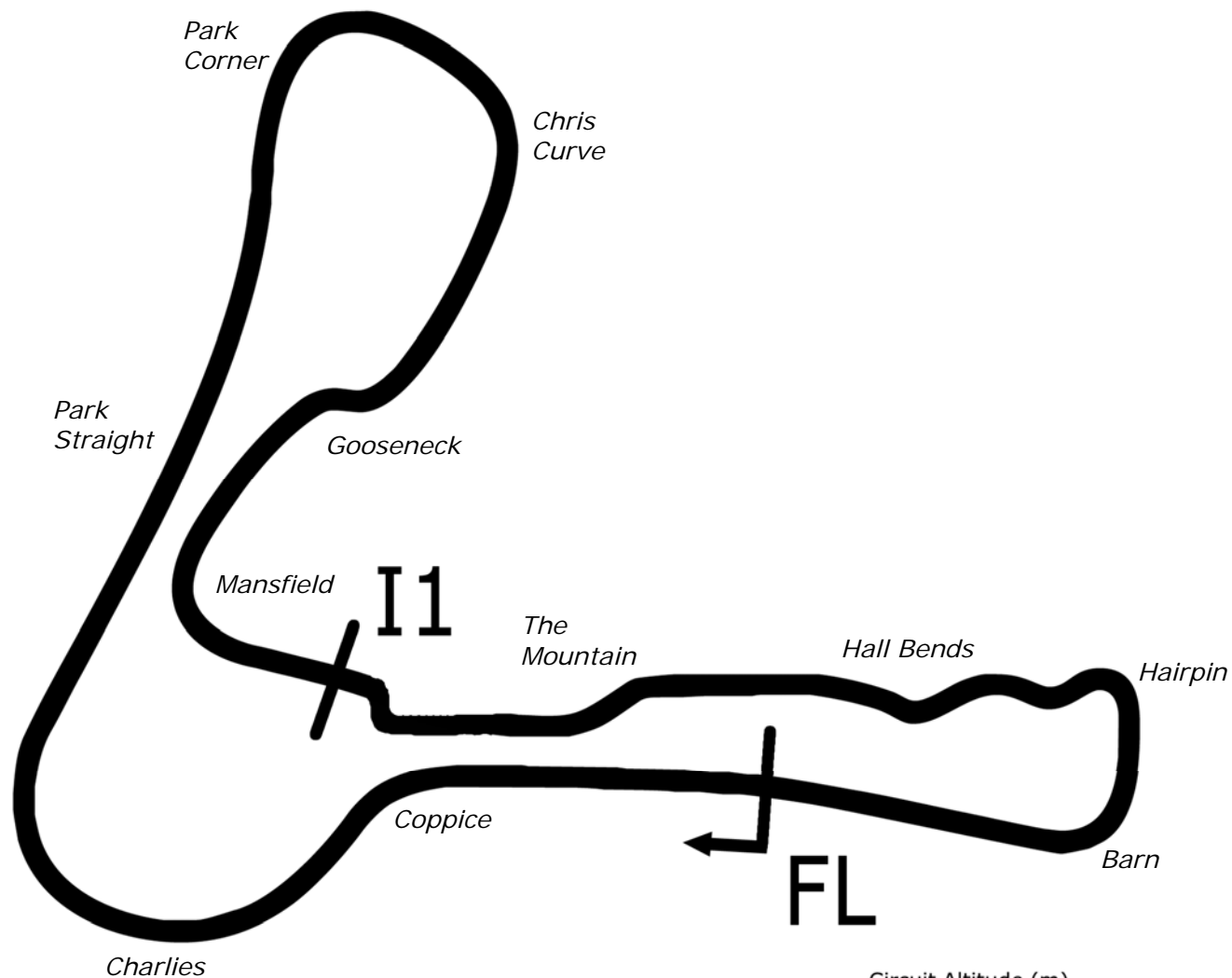
BMCRC-MRO Championships - Round 5  
Cadwell Park  
25<sup>th</sup> / 26<sup>th</sup> June 2022



Timing & Results Provided by Timing Solutions Ltd

[www.tsl-timing.com](http://www.tsl-timing.com)

# Cadwell Park



Length	2.1800 miles	3508.4 m	
FL		53.31024 N	0.05940 W
I1	2330m	53.30708 N	0.06270 W
Pit Entry	3472m	53.31103 N	0.05889 W
Pit Exit	0m after FL	53.31030 N	0.05940 W
Pit Entry-Pit Exit 92m, 6.6s @50kph, 5.5s @60kph			

All results available at [www.tsl-timing.com](http://www.tsl-timing.com)



### BMCRC - MRO Championships 2022 - Rnd 5 @ Cadwell Park

### BMCRC-RKB F1 & F2 Sidecars

### QUALIFYING - CLASSIFICATION

POS	NO	CL	PIC NAME	ENTRY	TIME	ON	LAPS	GAP	DIFF	MPH
1	58	F1	1 KIRK / RYDER	LCR Yamaha -	1:39.630	7	7			78.77
2	91	F1	2 WILLIAMS / HILDIGE	LCR Yamaha -	1:40.415	6	6	0.785	0.785	78.15
3	117	F1	3 POTTINGER / DODD	LCR YAMAHA - GB Precision Eng/Opal Fabrication	1:44.318	6	7	4.688	3.903	75.23
4	69	F2	1 LAMBERT / McBRIDE	Honda LCR - graham anne ward	1:47.192	2	2	7.562	2.874	73.21
5	11	F2	2 GILBERT / PITT	Shelbourne HONDA - West Ewell fencing	1:47.291	2	4	7.661	0.099	73.14
6	62	F1	4 WRIGHT / BAILEY	RYDE YAMAHA - Stainless Steel Designs Ltd.	1:47.660	4	4	8.030	0.369	72.89
7	73	F2	3 GOODIER / STONE	LCR F2 - Rowtec Ltd	1:48.038	3	7	8.408	0.378	72.64
8	22	F2	4 PEARSON / PARKER	LCR SUZUKI -	1:48.446	5	5	8.816	0.408	72.36
9	23	F2	5 J SAUNDERS / R SAUNDERS	Baker HONDA - Vacuum & Pressure Leeds	1:48.560	5	5	8.930	0.114	72.29
10	95	F2	6 REMNANT / TILLEY	Lumley KAWASAKI -	1:49.314	5	5	9.684	0.754	71.79
11	28	F2	7 KING / SIGSWORTH	Lumley Ireson F2 - T E Solutions uk	1:49.404	4	5	9.774	0.090	71.73
12	121	F1	5 LAWRENCE / HUGHES	LCR YAMAHA - highfield transport, JHM autos	1:49.823	2	5	10.193	0.419	71.46
13	136	F1	6 EDWARDS / HART	LCR SUZUKI - Economy Heating Services Ltd	1:50.080	6	6	10.450	0.257	71.29
14	61	F1	7 FORREST / McCAULEY	WRINN/TAYLOR YAMAHA - Tweedvale Motorcycles	1:52.307	3	3	12.677	2.227	69.88
15	65	F1	8 FAIERS / PLUCKROSE	Windle YAMAHA - AWracing ltd	1:53.765	4	5	14.135	1.458	68.98
16	67	F1	9 JEFFREY / ELSNOR	Windle - MJP racing	1:54.241	3	6	14.611	0.476	68.69
17	38	F2	8 MOSS / GEDDES	Shelbourne YAMAHA - LifeSafety Motorsport - Charitel	1:54.962	3	3	15.332	0.721	68.26
18	19	F1	10 MACBRIDE / THOMPSON	LCR SUZUKI - Lifesafety Motorsport	2:05.607	3	5	25.977	10.645	62.48

Weather / Track : Cloudy / Dry

These results are provisional until the conclusion of any judicial and technical matters.

Cadwell Park: 2.1800 miles

Date: 25/06/2022 Start: 11:29 Finish: 11:42

Clerk Of Course :

Stewards :

Timekeeper : Sarah Evans

Results can be found at [www.tsl-timing.com](http://www.tsl-timing.com)

Printed - 11:57 Saturday, 25 June 2022



# BMCRC - MRO Championships 2022 - Rnd 5 @ Cadwell Park

## BMCRC-RKB F1 & F2 Sidecars

### QUALIFYING - SECTOR ANALYSIS



SECTOR 1 = FL to I1, SECTOR 2 = I1 to FL, DIFF = Difference To Personal Best Lap, P = Crossed Finish Line in Pit Lane, D = Time Disallowed

P1 58 F1		KIRK / RYDER		LCR Yamaha -			
IDEAL LAP TIME : 1:39.630		BEST LAP TIME : 1:39.630		DIFFERENCE : 0.000			
LAP	SECTOR 1	SECTOR 2	LAP TIME	MPH	DIFF	TIME OF DAY	
1 -	1:10.263	50.955	2:01.218	64.74	21.588	11:33:28.902	
2 -	1:02.881	43.459	1:46.340	73.80	6.710	11:35:15.242	
3 -	59.578	44.252	1:43.830	75.58	4.200	11:36:59.072	
4 -	59.227	42.534	1:41.761	77.12	2.131	11:38:40.833	
5 -	58.094	42.588	1:40.682 (2)	77.94	1.052	11:40:21.515	
6 -	57.759	43.641	1:41.400 (3)	77.39	1.770	11:42:02.915	
7 -	<b>57.658</b>	<b>41.972</b>	<b>1:39.630 (1)</b>	<b>78.77</b>		<b>11:43:42.545</b>	

P2 91 F1		WILLIAMS / HILDIGE		LCR Yamaha -			
IDEAL LAP TIME : 1:40.025		BEST LAP TIME : 1:40.415		DIFFERENCE : 0.390			
LAP	SECTOR 1	SECTOR 2	LAP TIME	MPH	DIFF	TIME OF DAY	
1 -	1:03.876	44.601	1:48.477	72.34	8.062	11:32:36.631	
2 -	1:00.011	43.551	1:43.562 (3)	75.78	3.147	11:34:20.193	
3 -	59.498	<b>41.982</b>	1:41.480 (2)	77.33	1.065	11:36:01.673	
4 -	58.645	45.746	1:44.391	75.17	3.976	11:37:46.064	
5 -	1:02.240	42.818	1:45.058	74.70	4.643	11:39:31.122	
6 -	<b>58.043</b>	42.372	<b>1:40.415 (1)</b>	<b>78.15</b>		<b>11:41:11.537</b>	

P3 117 F1		POTTINGER / DODD		LCR YAMAHA - GB Precision Eng/Opal Fabrication			
IDEAL LAP TIME : 1:43.778		BEST LAP TIME : 1:44.318		DIFFERENCE : 0.540			
LAP	SECTOR 1	SECTOR 2	LAP TIME	MPH	DIFF	TIME OF DAY	
1 -	1:03.560	44.837	1:48.397	72.40	4.079	11:32:32.839	
2 -	1:01.143	46.031	1:47.174	73.22	2.856	11:34:20.013	
3 -	1:01.215	<b>43.433</b>	1:44.648 (3)	74.99	0.330	11:36:04.661	
4 -	1:00.780	43.647	1:44.427 (2)	75.15	0.109	11:37:49.088	
5 -	1:05.368	48.609	1:53.977	68.85	9.659	11:39:43.065	
6 -	<b>1:00.345</b>	43.973	<b>1:44.318 (1)</b>	<b>75.23</b>		<b>11:41:27.383</b>	
7 -	1:07.410	47.400	1:54.810	68.35	10.492	11:43:22.193	

P4 69 F2		LAMBERT / McBRIDE		Honda LCR - graham anne ward			
IDEAL LAP TIME : 1:47.192		BEST LAP TIME : 1:47.192		DIFFERENCE : 0.000			
LAP	SECTOR 1	SECTOR 2	LAP TIME	MPH	DIFF	TIME OF DAY	
1 -	1:04.219	46.966	1:51.185 (2)	70.58	3.993	11:32:57.686	
2 -	<b>1:00.256</b>	<b>46.936</b>	<b>1:47.192 (1)</b>	<b>73.21</b>		<b>11:34:44.878</b>	

P5 11 F2		GILBERT / PITT		Shelbourne HONDA - West Ewell fencing			
IDEAL LAP TIME : 1:47.291		BEST LAP TIME : 1:47.291		DIFFERENCE : 0.000			
LAP	SECTOR 1	SECTOR 2	LAP TIME	MPH	DIFF	TIME OF DAY	
1 -	1:03.948	45.998	1:49.946	71.38	2.655	11:32:32.388	
2 -	<b>1:01.506</b>	<b>45.785</b>	<b>1:47.291 (1)</b>	<b>73.14</b>		<b>11:34:19.679</b>	
3 -	1:02.356	45.856	1:48.212 (2)	72.52	0.921	11:36:07.891	
4 -	1:02.495	46.046	1:48.541 (3)	72.30	1.250	11:37:56.432	

P6 62 F1		WRIGHT / BAILEY		RYDE YAMAHA - Stainless Steel Designs Ltd.			
IDEAL LAP TIME : 1:47.252		BEST LAP TIME : 1:47.660		DIFFERENCE : 0.408			
LAP	SECTOR 1	SECTOR 2	LAP TIME	MPH	DIFF	TIME OF DAY	
1 -	1:04.559	47.152	1:51.711	70.25	4.051	11:32:40.333	
2 -	1:02.237	46.488	1:48.725 (2)	72.18	1.065	11:34:29.058	
3 -	1:03.920	<b>45.362</b>	1:49.282 (3)	71.81	1.622	11:36:18.340	
4 -	<b>1:01.890</b>	45.770	<b>1:47.660 (1)</b>	<b>72.89</b>		<b>11:38:06.000</b>	

# BMCRC - MRO Championships 2022 - Rnd 5 @ Cadwell Park

## BMCRC-RKB F1 & F2 Sidecars

### QUALIFYING - SECTOR ANALYSIS



SECTOR 1 = FL to I1, SECTOR 2 = I1 to FL, DIFF = Difference To Personal Best Lap, P = Crossed Finish Line in Pit Lane, D = Time Disallowed

P7 73 F2 GOODIER / STONE			LCR F2 - Rowtec ltd			
IDEAL LAP TIME : 1:48.038		BEST LAP TIME : 1:48.038		DIFFERENCE : 0.000		
LAP	SECTOR 1	SECTOR 2	LAP TIME	MPH	DIFF	TIME OF DAY
1 -	1:05.950	46.137	1:52.087	70.01	4.049	11:32:35.668
2 -	1:04.182	45.439	1:49.621 (3)	71.59	1.583	11:34:25.289
3 -	<b>1:02.696</b>	<b>45.342</b>	<b>1:48.038 (1)</b>	<b>72.64</b>		<b>11:36:13.327</b>
4 -	1:03.537	46.457	1:49.994	71.34	1.956	11:38:03.321
5 -	1:03.964	46.699	1:50.663	70.91	2.625	11:39:53.984
6 -	1:04.881	45.560	1:50.441	71.06	2.403	11:41:44.425
7 -	1:03.696	45.835	1:49.531 (2)	71.65	1.493	11:43:33.956

P8 22 F2 PEARSON / PARKER			LCR SUZUKI -			
IDEAL LAP TIME : 1:48.331		BEST LAP TIME : 1:48.446		DIFFERENCE : 0.115		
LAP	SECTOR 1	SECTOR 2	LAP TIME	MPH	DIFF	TIME OF DAY
1 -	1:11.594	49.576	2:01.170	64.76	12.724	11:33:04.872
2 -	1:06.577	47.280	1:53.857	68.92	5.411	11:34:58.729
3 -	1:04.230	46.305	1:50.535 (3)	71.00	2.089	11:36:49.264
4 -	<b>1:02.767</b>	47.074	1:49.841 (2)	71.44	1.395	11:38:39.105
5 -	1:02.882	<b>45.564</b>	<b>1:48.446 (1)</b>	<b>72.36</b>		<b>11:40:27.551</b>

P9 23 F2 J SAUNDERS / R SAUNDERS			Baker HONDA - Vacuum & Pressure Leeds			
IDEAL LAP TIME : 1:48.428		BEST LAP TIME : 1:48.560		DIFFERENCE : 0.132		
LAP	SECTOR 1	SECTOR 2	LAP TIME	MPH	DIFF	TIME OF DAY
1 -	1:09.230	52.896	2:02.126 (3)	64.26	13.566	11:33:31.462
2 -	1:03.763	IN PIT	2:17.767 P	56.96	29.207	11:35:49.229
3 -	OUTLAP	46.451	1:58.841	66.03	10.281	11:37:48.070
4 -	1:03.857	<b>45.745</b>	1:49.602 (2)	71.60	1.042	11:39:37.672
5 -	<b>1:02.683</b>	45.877	<b>1:48.560 (1)</b>	<b>72.29</b>		<b>11:41:26.232</b>

P10 95 F2 REMNANT / TILLEY			Lumley KAWASAKI -			
IDEAL LAP TIME : 1:49.314		BEST LAP TIME : 1:49.314		DIFFERENCE : 0.000		
LAP	SECTOR 1	SECTOR 2	LAP TIME	MPH	DIFF	TIME OF DAY
1 -	1:07.526	48.118	1:55.644	67.86	6.330	11:33:15.231
2 -	1:26.833	48.549	2:15.382	57.96	26.068	11:35:30.613
3 -	1:04.298	46.427	1:50.725 (2)	70.87	1.411	11:37:21.338
4 -	1:05.370	46.904	1:52.274 (3)	69.90	2.960	11:39:13.612
5 -	<b>1:03.236</b>	<b>46.078</b>	<b>1:49.314 (1)</b>	<b>71.79</b>		<b>11:41:02.926</b>

P11 28 F2 KING / SIGSWORTH			Lumley Ireson F2 - T E Solutions uk			
IDEAL LAP TIME : 1:49.404		BEST LAP TIME : 1:49.404		DIFFERENCE : 0.000		
LAP	SECTOR 1	SECTOR 2	LAP TIME	MPH	DIFF	TIME OF DAY
1 -	1:10.431	48.790	1:59.221	65.82	9.817	11:32:53.593
2 -	1:04.174	46.812	1:50.986	70.71	1.582	11:34:44.579
3 -	1:03.651	46.593	1:50.244 (2)	71.18	0.840	11:36:34.823
4 -	<b>1:02.951</b>	<b>46.453</b>	<b>1:49.404 (1)</b>	<b>71.73</b>		<b>11:38:24.227</b>
5 -	1:03.500	46.786	1:50.286 (3)	71.16	0.882	11:40:14.513

P12 121 F1 LAWRENCE / HUGHES			LCR YAMAHA - highfield transport, JHM autos			
IDEAL LAP TIME : 1:49.823		BEST LAP TIME : 1:49.823		DIFFERENCE : 0.000		
LAP	SECTOR 1	SECTOR 2	LAP TIME	MPH	DIFF	TIME OF DAY
1 -	1:11.211	49.314	2:00.525	65.11	10.702	11:33:05.064
2 -	<b>1:03.057</b>	<b>46.766</b>	<b>1:49.823 (1)</b>	<b>71.46</b>		<b>11:34:54.887</b>
3 -	1:04.093	46.877	1:50.970 (3)	70.72	1.147	11:36:45.857
4 -	1:03.106	46.839	1:49.945 (2)	71.38	0.122	11:38:35.802
5 -	1:03.319	48.089	1:51.408	70.44	1.585	11:40:27.210

# BMCRC - MRO Championships 2022 - Rnd 5 @ Cadwell Park

## BMCRC-RKB F1 & F2 Sidecars

### QUALIFYING - SECTOR ANALYSIS



SECTOR 1 = FL to I1, SECTOR 2 = I1 to FL, DIFF = Difference To Personal Best Lap, P = Crossed Finish Line in Pit Lane, D = Time Disallowed

P13 136 F1 EDWARDS / HART		LCR SUZUKI - Economy Heating Services Ltd				
IDEAL LAP TIME : 1:49.599		BEST LAP TIME : 1:50.080		DIFFERENCE : 0.481		
LAP	SECTOR 1	SECTOR 2	LAP TIME	MPH	DIFF	TIME OF DAY
1 -	1:13.894	48.802	2:02.696	63.96	12.616	11:33:26.474
2 -	1:07.373	46.307	1:53.680	69.03	3.600	11:35:20.154
3 -	1:05.666	45.832	1:51.498 (3)	70.38	1.418	11:37:11.652
4 -	<b>1:04.120</b>	46.026	1:50.146 (2)	71.25	0.066	11:39:01.798
5 -	1:05.814	46.047	1:51.861	70.15	1.781	11:40:53.659
6 -	1:04.601	<b>45.479</b>	<b>1:50.080 (1)</b>	<b>71.29</b>		<b>11:42:43.739</b>

P14 61 F1 FORREST / McCAULEY		WRINN/TAYLOR YAMAHA - Tweedvale Motorcycles				
IDEAL LAP TIME : 1:51.885		BEST LAP TIME : 1:52.307		DIFFERENCE : 0.422		
LAP	SECTOR 1	SECTOR 2	LAP TIME	MPH	DIFF	TIME OF DAY
1 -	1:09.457	48.088	1:57.545 (3)	66.76	5.238	11:33:17.407
2 -	1:05.448	<b>46.907</b>	1:52.355 (2)	69.85	0.048	11:35:09.762
3 -	<b>1:04.978</b>	47.329	<b>1:52.307 (1)</b>	<b>69.88</b>		<b>11:37:02.069</b>

P15 65 F1 FAIERS / PLUCKROSE		Windle YAMAHA - AWracing Ltd				
IDEAL LAP TIME : 1:53.713		BEST LAP TIME : 1:53.765		DIFFERENCE : 0.052		
LAP	SECTOR 1	SECTOR 2	LAP TIME	MPH	DIFF	TIME OF DAY
1 -	1:12.707	48.981	2:01.688	64.49	7.923	11:33:06.660
2 -	1:08.846	47.761	1:56.607	67.30	2.842	11:35:03.267
3 -	1:08.431	<b>46.775</b>	1:55.206 (3)	68.12	1.441	11:36:58.473
4 -	<b>1:06.938</b>	46.827	<b>1:53.765 (1)</b>	<b>68.98</b>		<b>11:38:52.238</b>
5 -	1:07.524	46.955	1:54.479 (2)	68.55	0.714	11:40:46.717

P16 67 F1 JEFFREY / ELSNOR		Windle - MJP racing				
IDEAL LAP TIME : 1:53.877		BEST LAP TIME : 1:54.241		DIFFERENCE : 0.364		
LAP	SECTOR 1	SECTOR 2	LAP TIME	MPH	DIFF	TIME OF DAY
1 -	1:14.170	51.755	2:05.925	62.32	11.684	11:33:31.980
2 -	1:10.557	49.355	1:59.912	65.44	5.671	11:35:31.892
3 -	<b>1:06.861</b>	47.380	<b>1:54.241 (1)</b>	<b>68.69</b>		<b>11:37:26.133</b>
4 -	1:07.755	47.730	1:55.485 (2)	67.95	1.244	11:39:21.618
5 -	1:08.655	<b>47.016</b>	1:55.671 (3)	67.84	1.430	11:41:17.289
6 -	1:09.490	47.645	1:57.135	67.00	2.894	11:43:14.424

P17 38 F2 MOSS / GEDDES		Shelbourne YAMAHA - LifeSafety Motorsport - CharlieMossRac				
IDEAL LAP TIME : 1:54.962		BEST LAP TIME : 1:54.962		DIFFERENCE : 0.000		
LAP	SECTOR 1	SECTOR 2	LAP TIME	MPH	DIFF	TIME OF DAY
1 -	1:09.347	49.614	1:58.961 (3)	65.97	3.999	11:33:08.222
2 -	1:07.675	48.539	1:56.214 (2)	67.53	1.252	11:35:04.436
3 -	<b>1:07.622</b>	<b>47.340</b>	<b>1:54.962 (1)</b>	<b>68.26</b>		<b>11:36:59.398</b>

P18 19 F1 MACBRIDE / THOMPSON		LCR SUZUKI - Lifesafety Motorsport				
IDEAL LAP TIME : 2:05.246		BEST LAP TIME : 2:05.607		DIFFERENCE : 0.361		
LAP	SECTOR 1	SECTOR 2	LAP TIME	MPH	DIFF	TIME OF DAY
1 -	1:14.294	54.258	2:08.552	61.04	2.945	11:33:31.631
2 -	1:12.744	<b>53.005</b>	2:05.749 (2)	62.41	0.142	11:35:37.380
3 -	<b>1:12.241</b>	53.366	<b>2:05.607 (1)</b>	<b>62.48</b>		<b>11:37:42.987</b>
4 -	1:14.568	53.891	2:08.459 (3)	61.09	2.852	11:39:51.446
5 -	1:15.334	1:03.026	2:18.360	56.72	12.753	11:42:09.806

# BMCRC - MRO Championships 2022 - Rnd 5 @ Cadwell Park

## BMCRC-RKB F1 & F2 Sidecars

### QUALIFYING - BEST SECTORS

SECTOR 1			SECTOR 2			IDEAL / BEST COMPARISON						
POS	NO	NAME	TIME	NO	NAME	TIME	POS	NO	NAME	IDEAL	BEST	DIFF
									<b>PERFECT LAP</b>	<b>1:39.630</b>		
1	58	KIRK / RYDER	<b>57.658</b>	58	KIRK / RYDER	<b>41.972</b>	1	58	KIRK / RYDER	1:39.630	1:39.630	<b>0.000</b>
2	91	WILLIAMS / HILDIGE	<b>58.043</b>	91	WILLIAMS / HILDIGE	<b>41.982</b>	2	91	WILLIAMS / HILDIGE	1:40.025	1:40.415	<b>0.390</b>
3	69	LAMBERT / McBRIDE	<b>1:00.256</b>	117	POTTINGER / DODD	<b>43.433</b>	3	117	POTTINGER / DODD	1:43.778	1:44.318	<b>0.540</b>
4	117	POTTINGER / DODD	<b>1:00.345</b>	73	GOODIER / STONE	<b>45.342</b>	4	69	LAMBERT / McBRIDE	1:47.192	1:47.192	<b>0.000</b>
5	11	GILBERT / PITT	<b>1:01.506</b>	62	WRIGHT / BAILEY	<b>45.362</b>	5	62	WRIGHT / BAILEY	1:47.252	1:47.660	<b>0.408</b>
6	62	WRIGHT / BAILEY	<b>1:01.890</b>	136	EDWARDS / HART	<b>45.479</b>	6	11	GILBERT / PITT	1:47.291	1:47.291	<b>0.000</b>
7	23	J SAUNDERS / R SAUNDERS	<b>1:02.683</b>	22	PEARSON / PARKER	<b>45.564</b>	7	73	GOODIER / STONE	1:48.038	1:48.038	<b>0.000</b>
8	73	GOODIER / STONE	<b>1:02.696</b>	23	J SAUNDERS / R SAUNDERS	<b>45.745</b>	8	22	PEARSON / PARKER	1:48.331	1:48.446	<b>0.115</b>
9	22	PEARSON / PARKER	<b>1:02.767</b>	11	GILBERT / PITT	<b>45.785</b>	9	23	J SAUNDERS / R SAL	1:48.428	1:48.560	<b>0.132</b>
10	28	KING / SIGSWORTH	<b>1:02.951</b>	95	REMNANT / TILLEY	<b>46.078</b>	10	95	REMNANT / TILLEY	1:49.314	1:49.314	<b>0.000</b>
11	121	LAWRENCE / HUGHES	<b>1:03.057</b>	28	KING / SIGSWORTH	<b>46.453</b>	11	28	KING / SIGSWORTH	1:49.404	1:49.404	<b>0.000</b>
12	95	REMNANT / TILLEY	<b>1:03.236</b>	121	LAWRENCE / HUGHES	<b>46.766</b>	12	136	EDWARDS / HART	1:49.599	1:50.080	<b>0.481</b>
13	136	EDWARDS / HART	<b>1:04.120</b>	65	FAIERS / PLUCKROSE	<b>46.775</b>	13	121	LAWRENCE / HUGHE	1:49.823	1:49.823	<b>0.000</b>
14	61	FORREST / McCAULEY	<b>1:04.978</b>	61	FORREST / McCAULEY	<b>46.907</b>	14	61	FORREST / McCAULEY	1:51.885	1:52.307	<b>0.422</b>
15	67	JEFFREY / ELSNOR	<b>1:06.861</b>	69	LAMBERT / McBRIDE	<b>46.936</b>	15	65	FAIERS / PLUCKROSE	1:53.713	1:53.765	<b>0.052</b>
16	65	FAIERS / PLUCKROSE	<b>1:06.938</b>	67	JEFFREY / ELSNOR	<b>47.016</b>	16	67	JEFFREY / ELSNOR	1:53.877	1:54.241	<b>0.364</b>
17	38	MOSS / GEDDES	<b>1:07.622</b>	38	MOSS / GEDDES	<b>47.340</b>	17	38	MOSS / GEDDES	1:54.962	1:54.962	<b>0.000</b>
18	19	MACBRIDE / THOMPSON	<b>1:12.241</b>	19	MACBRIDE / THOMPSON	<b>53.005</b>	18	19	MACBRIDE / THOMPSON	2:05.246	2:05.607	<b>0.361</b>



# BMCRC - MRO Championships 2022 - Rnd 5 @ Cadwell Park

## BMCRC-RKB F1 & F2 Sidecars

### QUALIFYING - STATISTICS

<b>Competitors Started</b>	18
<b>Planned Start</b>	2022-06-25 @ 11:33:00.000
<b>Actual Start</b>	2022-06-25 @ 11:29:56.311
<b>Finish Time</b>	2022-06-25 @ 11:42:40.996
<b>Track Length</b>	2.1800mi.
<b>Total Laps</b>	90
<b>Total Distance Covered</b>	196.2016mi.

### Session Fastest Lap History

NO	CL	NAME	LAP TIME	TIME OF DAY	LAP	VEHICLE
11	F2	GILBERT / PITT	1:49.946	11:32:32.424	1	Shelbourne HONDA
117	F1	POTTINGER / DODD	1:48.397	11:32:32.854	1	LCR YAMAHA
11	F2	GILBERT / PITT	1:47.291	11:34:19.715	2	Shelbourne HONDA
117	F1	POTTINGER / DODD	1:47.174	11:34:20.028	2	LCR YAMAHA
91	F1	WILLIAMS / HILDIGE	1:43.562	11:34:20.155	2	LCR Yamaha
91	F1	WILLIAMS / HILDIGE	1:41.480	11:36:01.695	3	LCR Yamaha
58	F1	KIRK / RYDER	1:40.682	11:40:21.530	5	LCR Yamaha
91	F1	WILLIAMS / HILDIGE	1:40.415	11:41:11.560	6	LCR Yamaha
58	F1	KIRK / RYDER	1:39.630	11:43:42.559	7	LCR Yamaha

### Flag History

TYPE	TIME OF DAY
GREEN	11:29:56.311
FINISH	11:42:40.996

### Flag Statistics

TYPE	COUNT	TOTAL LAPS	TOTAL TIME
Green	1	7	14:10.078
Red	0	0	0.000
Safety Car	0	0	0.000
FCY	0	0	0.000

# BMCRC - MRO Championships 2022 - Rnd 5 @ Cadwell Park

## BMCRC-RKB F1 & F2 Sidecars

### QUALIFYING - STATISTICS

CLASS : F1

10 Starters

#### Fastest Lap History

NO	NAME	LAP TIME	TIME OF DAY	LAP	VEHICLE
117	POTTINGER / DODD	1:48.397	11:32:32.854	1	LCR YAMAHA
117	POTTINGER / DODD	1:47.174	11:34:20.028	2	LCR YAMAHA
91	WILLIAMS / HILDIGE	1:43.562	11:34:20.155	2	LCR Yamaha
91	WILLIAMS / HILDIGE	1:41.480	11:36:01.695	3	LCR Yamaha
58	KIRK / RYDER	1:40.682	11:40:21.530	5	LCR Yamaha
91	WILLIAMS / HILDIGE	1:40.415	11:41:11.560	6	LCR Yamaha
58	KIRK / RYDER	1:39.630	11:43:42.559	7	LCR Yamaha

# BMCRC - MRO Championships 2022 - Rnd 5 @ Cadwell Park

## BMCRC-RKB F1 & F2 Sidecars

### QUALIFYING - STATISTICS

CLASS : F2

8 Starters

#### Fastest Lap History

NO	NAME	LAP TIME	TIME OF DAY	LAP	VEHICLE
11	GILBERT / PITT	<b>1:49.946</b>	11:32:32.424	1	Shelbourne HONDA
11	GILBERT / PITT	<b>1:47.291</b>	11:34:19.715	2	Shelbourne HONDA
69	LAMBERT / McBRIDE	<b>1:47.192</b>	11:34:44.894	2	Honda LCR



### BMCRC - MRO Championships 2022 - Rnd 5 @ Cadwell Park

### BMCRC-RKB F1 & F2 Sidecars

### RACE 10 - GRID (7 Laps)

ROW 9	17	1:54.962	<b>38</b> MOSS / GEDDES	18	2:05.607	<b>19</b> MACBRIDE / THOMPSON		
ROW 8			15	1:53.765	<b>65</b> FAIERS / PLUCKROSE	16	1:54.241	<b>67</b> JEFFREY / ELSNOR
ROW 7	13	1:50.080	<b>136</b> EDWARDS / HART	14	1:52.307	<b>61</b> FORREST / McCAULEY		
ROW 6			11	1:49.404	<b>28</b> KING / SIGSWORTH	12	1:49.823	<b>121</b> LAWRENCE / HUGHES
ROW 5	9	1:48.560	<b>23</b> J SAUNDERS / R SAUNDERS	10	1:49.314	<b>95</b> REMNANT / TILLEY		
ROW 4			7	1:48.038	<b>73</b> GOODIER / STONE	8	1:48.446	<b>22</b> PEARSON / PARKER
ROW 3	5	1:47.291	<b>11</b> GILBERT / PITT	6	1:47.660	<b>62</b> WRIGHT / BAILEY		
ROW 2			3	1:44.318	<b>117</b> POTTINGER / DODD	4	1:47.192	<b>69</b> LAMBERT / McBRIDE
ROW 1	1	1:39.630	<b>58</b> KIRK / RYDER	2	1:40.415	<b>91</b> WILLIAMS / HILDIGE		
<b>Pole</b>								

Cadwell Park: 2.1800 miles

These results are provisional until the conclusion of any judicial and technical matters.

Clerk Of Course :	Stewards :	Timekeeper : Sarah Evans
-------------------	------------	--------------------------

Results can be found at [www.tsl-timing.com](http://www.tsl-timing.com)

Printed - 11:58 Saturday, 25 June 2022





### BMCRC - MRO Championships 2022 - Rnd 5 @ Cadwell Park

### BMCRC-RKB F1 & F2 Sidecars

### RACE 10 - CLASSIFICATION

POS	NO	CL	PIC NAME	ENTRY	LAPS	TIME	GAP	DIFF	MPH	BEST	ON
1	91	F1	1 WILLIAMS / HILDIGE	LCR Yamaha -	7	12:06.949			75.57	1:40.148	4
2	69	F2	1 LAMBERT / JEVANS	Honda LCR - graham anne ward	7	12:11.778	4.829	4.829	75.07	1:42.674	5
3	117	F1	2 POTTINGER / DODD	LCR YAMAHA - GB Precision Eng/Opal Fabrication	7	12:13.687	6.738	1.909	74.87	1:42.959	4
4	11	F2	2 GILBERT / PITT	Shelbourne HONDA - West Ewell fencing	7	12:40.849	33.900	27.162	72.20	1:46.606	2
5	73	F2	3 GOODIER / STONE	LCR F2 - Rowtec Ltd	7	12:47.189	40.240	6.340	71.60	1:47.633	2
6	28	F2	4 KING / SIGSWORTH	Lumley Ireson F2 - T E Solutions uk	7	12:49.502	42.553	2.313	71.39	1:47.386	7
7	22	F2	5 PEARSON / PARKER	LCR SUZUKI -	7	12:52.708	45.759	3.206	71.09	1:47.988	2
8	121	F1	3 LAWRENCE / HUGHES	LCR YAMAHA - highfield transport, JHM autos	7	12:53.535	46.586	0.827	71.02	1:48.122	6
9	136	F1	4 EDWARDS / HART	LCR SUZUKI - Economy Heating Services Ltd	7	13:08.072	1:01.123	14.537	69.70	1:49.348	7
10	61	F1	5 FORREST / McCAULEY	WRINN/TAYLOR YAMAHA - Tweedvale Motorcycle	7	13:11.381	1:04.432	3.309	69.41	1:50.010	2
11	95	F2	6 REMNANT / TILLEY	Lumley KAWASAKI -	7	13:21.431	1:14.482	10.050	68.54	1:49.398	3
12	38	F2	7 MOSS / GEDDES	Shelbourne YAMAHA - LifeSafety Motorsport - Cha	7	13:21.511	1:14.562	0.080	68.54	1:51.625	6
13	65	F1	6 FAIERS / PLUCKROSE	Windle YAMAHA - AWracing Ltd	6	12:12.836	1 Lap	1 Lap	64.25	1:50.665	4
14	19	F1	7 MACBRIDE / THOMPSON	LCR SUZUKI - Lifesafety Motorsport	6	12:48.670	1 Lap	35.834	61.25	2:05.765	4

#### NOT CLASSIFIED

DNF	58	F1	KIRK / RYDER	LCR Yamaha -	4	6:47.904	3 Laps	2 Laps	76.95	1:39.934	4
DNF	62	F1	WRIGHT / BAILEY	RYDE YAMAHA - Stainless Steel Designs Ltd.	4	7:41.129	3 Laps	53.225	68.07	1:52.256	3
DNF	67	F1	JEFFREY / ELSNOR	Windle - MJP racing	4	7:53.017	3 Laps	11.888	66.36	1:52.537	2
DNF	23	F2	J SAUNDERS / R SAUNDERS	Baker HONDA - Vacuum & Pressure Leeds	0						

#### FASTEST LAP

58	F1	KIRK / RYDER	LCR Yamaha -	4	1:39.934	78.53 mph	126.38 kph
69	F2	LAMBERT / JEVANS	Honda LCR - graham anne ward	5	1:42.674	76.43 mph	123.01 kph

Class F1 - 92.5% of Race Speed = 69.90 mph

Class F2 - 92.5% of Race Speed = 69.43 mph

Weather / Track : Bright / Dry

These results are provisional until the conclusion of any judicial and technical matters.

Race Distance: 7 Laps / 15.26 miles

Cadwell Park: 2.1800 miles

Date: 25/06/2022 Start: 15:34 Finish: 15:46

Clerk Of Course :	Stewards :	Timekeeper : Sarah Evans
-------------------	------------	--------------------------

Results can be found at [www.tsl-timing.com](http://www.tsl-timing.com)

Printed - 15:48 Saturday, 25 June 2022



# BMCRC - MRO Championships 2022 - Rnd 5 @ Cadwell Park

## BMCRC-RKB F1 & F2 Sidecars

### RACE 10 - LAP CHART

#### LAP 1 @ 15:35:56.409

NO	BEHIND	LAP TIME
58		1:46.393
91	0.215	1:46.608
69	4.585	1:50.978
117	5.229	1:51.622
11	5.914	1:52.307
73	7.530	1:53.923
95	9.260	1:55.653
62	12.001	1:58.394
22	12.176	1:58.569
28	12.269	1:58.662
121	12.524	1:58.917
61	13.366	1:59.759
136	13.721	2:00.114
67	14.840	2:01.233
65	16.106	2:02.499
38	17.428	2:03.821
19	25.678	2:12.071

91	0.448	1:40.148
69	13.729	1:42.931
117	14.525	1:42.959
11	26.026	1:47.360
73	30.748	1:49.275
95	37.210	1:49.961
28	37.346	1:49.739
121	37.808	1:49.204
22	38.656	1:50.224
61	42.930	1:50.485
136	47.159	1:51.687
65	52.517	1:50.665
62	53.225	1:57.788
38	56.091	1:52.899
67	1:05.113	2:02.468

38 1:14.562 1:51.791

#### LAP 5 @ 15:42:43.968

NO	BEHIND	LAP TIME
91		1:45.600
19	1 Lap	2:05.765
69	10.355	1:42.674
117	11.934	1:43.457
11	27.917	1:47.939
73	34.375	1:49.675
28	40.092	1:48.794
121	41.359	1:49.599
22	42.129	1:49.521
95	45.625	1:54.463
61	49.429	1:52.547
136	50.676	1:49.565
65	1:00.653	1:54.184
38	1:04.143	1:54.100

#### LAP 2 @ 15:37:37.453

NO	BEHIND	LAP TIME
58		1:41.044
91	0.181	1:41.010
69	7.763	1:44.222
117	8.268	1:44.083
11	11.476	1:46.606
73	14.119	1:47.633
95	18.318	1:50.102
22	19.120	1:47.988
28	20.053	1:48.828
121	20.475	1:48.995
61	22.332	1:50.010
62	23.648	1:52.691
136	24.116	1:51.439
67	26.333	1:52.537
65	27.676	1:52.614
38	28.831	1:52.447
19	52.714	2:08.080

#### LAP 6 @ 15:44:29.477

NO	BEHIND	LAP TIME
91		1:45.509
69	8.659	1:43.813
117	9.655	1:43.230
19	1 Lap	2:06.013
11	31.916	1:49.508
73	36.709	1:47.843
28	42.655	1:48.072
121	43.972	1:48.122
22	45.153	1:48.533
61	58.867	1:54.947
136	59.263	1:54.096
95	1:00.186	2:00.070
38	1:10.259	1:51.625

#### LAP 3 @ 15:39:17.986

NO	BEHIND	LAP TIME
58		1:40.533
91	0.234	1:40.586
69	10.732	1:43.502
117	11.500	1:43.765
11	18.600	1:47.657
73	21.407	1:47.821
95	27.183	1:49.398
28	27.541	1:48.021
22	28.366	1:49.779
121	28.538	1:48.596
61	32.379	1:50.580
62	35.371	1:52.256
136	35.406	1:51.823
65	41.786	1:54.643
67	42.579	1:56.779
38	43.126	1:54.828
19	1:22.280	2:10.099

#### LAP 7 @ 15:46:16.965

NO	BEHIND	LAP TIME
91		1:47.488
69	4.829	1:43.658
65	1 Lap	2:38.231
117	6.738	1:44.571
11	33.900	1:49.472
73	40.240	1:51.019
19	1 Lap	2:06.642
28	42.553	1:47.386
22	45.759	1:48.094
121	46.586	1:50.102
136	1:01.123	1:49.348
61	1:04.432	1:53.053
95	1:14.482	2:01.784

#### LAP 4 @ 15:40:57.920

NO	BEHIND	LAP TIME
58		1:39.934

# BMCRC - MRO Championships 2022 - Rnd 5 @ Cadwell Park

## BMCRC-RKB F1 & F2 Sidecars

### RACE 10 - SECTOR ANALYSIS



SECTOR 1 = FL to I1, SECTOR 2 = I1 to FL, DIFF = Difference To Personal Best Lap, P = Crossed Finish Line in Pit Lane, D = Time Disallowed

P1 91 F1 WILLIAMS / HILDIGE		LCR Yamaha -				
IDEAL LAP TIME : 1:39.668		BEST LAP TIME : 1:40.148		DIFFERENCE : 0.480		
LAP	SECTOR 1	SECTOR 2	LAP TIME	MPH	DIFF	TIME OF DAY
1 -		<b>42.230</b>	1:46.608	73.61	6.460	15:35:56.624
2 -	58.314	42.696	1:41.010 (3)	77.69	0.862	15:37:37.634
3 -	57.963	42.623	1:40.586 (2)	78.02	0.438	15:39:18.220
4 -	57.898	42.250	<b>1:40.148 (1)</b>	<b>78.36</b>		<b>15:40:58.368</b>
5 -	<b>57.438</b>	48.162	1:45.600	74.31	5.452	15:42:43.968
6 -	58.699	46.810	1:45.509	74.38	5.361	15:44:29.477
7 -	1:01.923	45.565	1:47.488	73.01	7.340	15:46:16.965

P2 69 F2 LAMBERT / JEVANS		Honda LCR - graham anne ward				
IDEAL LAP TIME : 1:42.674		BEST LAP TIME : 1:42.674		DIFFERENCE : 0.000		
LAP	SECTOR 1	SECTOR 2	LAP TIME	MPH	DIFF	TIME OF DAY
1 -		45.294	1:50.978	70.71	8.304	15:36:00.994
2 -	59.252	44.970	1:44.222	75.30	1.548	15:37:45.216
3 -	59.277	44.225	1:43.502 (3)	75.82	0.828	15:39:28.718
4 -	58.708	44.223	1:42.931 (2)	76.24	0.257	15:41:11.649
5 -	<b>58.575</b>	<b>44.099</b>	<b>1:42.674 (1)</b>	<b>76.43</b>		<b>15:42:54.323</b>
6 -	59.513	44.300	1:43.813	75.59	1.139	15:44:38.136
7 -	59.077	44.581	1:43.658	75.71	0.984	15:46:21.794

P3 117 F1 POTTINGER / DODD		LCR YAMAHA - GB Precision Eng/Opal Fabrication				
IDEAL LAP TIME : 1:42.436		BEST LAP TIME : 1:42.959		DIFFERENCE : 0.523		
LAP	SECTOR 1	SECTOR 2	LAP TIME	MPH	DIFF	TIME OF DAY
1 -		45.579	1:51.622	70.30	8.663	15:36:01.638
2 -	<b>59.127</b>	44.956	1:44.083	75.40	1.124	15:37:45.721
3 -	59.334	44.431	1:43.765	75.63	0.806	15:39:29.486
4 -	59.317	43.642	<b>1:42.959 (1)</b>	<b>76.22</b>		<b>15:41:12.445</b>
5 -	1:00.148	<b>43.309</b>	1:43.457 (3)	75.85	0.498	15:42:55.902
6 -	59.381	43.849	1:43.230 (2)	76.02	0.271	15:44:39.132
7 -	59.744	44.827	1:44.571	75.05	1.612	15:46:23.703

P4 11 F2 GILBERT / PITT		Shelbourne HONDA - West Ewell fencing				
IDEAL LAP TIME : 1:45.966		BEST LAP TIME : 1:46.606		DIFFERENCE : 0.640		
LAP	SECTOR 1	SECTOR 2	LAP TIME	MPH	DIFF	TIME OF DAY
1 -		<b>45.110</b>	1:52.307	69.88	5.701	15:36:02.323
2 -	<b>1:00.856</b>	45.750	<b>1:46.606 (1)</b>	<b>73.61</b>		<b>15:37:48.929</b>
3 -	1:01.310	46.347	1:47.657 (3)	72.89	1.051	15:39:36.586
4 -	1:01.353	46.007	1:47.360 (2)	73.10	0.754	15:41:23.946
5 -	1:01.391	46.548	1:47.939	72.70	1.333	15:43:11.885
6 -	1:02.316	47.192	1:49.508	71.66	2.902	15:45:01.393
7 -	1:02.755	46.717	1:49.472	71.69	2.866	15:46:50.865

P5 73 F2 GOODIER / STONE		LCR F2 - Rowtec ltd				
IDEAL LAP TIME : 1:47.601		BEST LAP TIME : 1:47.633		DIFFERENCE : 0.032		
LAP	SECTOR 1	SECTOR 2	LAP TIME	MPH	DIFF	TIME OF DAY
1 -		45.372	1:53.923	68.88	6.290	15:36:03.939
2 -	1:02.502	<b>45.131</b>	<b>1:47.633 (1)</b>	<b>72.91</b>		<b>15:37:51.572</b>
3 -	1:02.679	45.142	1:47.821 (2)	72.78	0.188	15:39:39.393
4 -	<b>1:02.470</b>	46.805	1:49.275	71.81	1.642	15:41:28.668
5 -	1:03.475	46.200	1:49.675	71.55	2.042	15:43:18.343
6 -	1:02.509	45.334	1:47.843 (3)	72.77	0.210	15:45:06.186
7 -	1:02.757	48.262	1:51.019	70.69	3.386	15:46:57.205

# BMCRC - MRO Championships 2022 - Rnd 5 @ Cadwell Park

## BMCRC-RKB F1 & F2 Sidecars

### RACE 10 - SECTOR ANALYSIS



SECTOR 1 = FL to I1, SECTOR 2 = I1 to FL, DIFF = Difference To Personal Best Lap, P = Crossed Finish Line in Pit Lane, D = Time Disallowed

<b>P6 28 F2 KING / SIGSWORTH</b>		<b>Lumley Ireson F2 - T E Solutions uk</b>				
IDEAL LAP TIME : 1:46.914		BEST LAP TIME : 1:47.386		DIFFERENCE : 0.472		
LAP	SECTOR 1	SECTOR 2	LAP TIME	MPH	DIFF	TIME OF DAY
1 -		46.788	1:58.662	66.13	11.276	15:36:08.678
2 -	1:03.132	45.696	1:48.828	72.11	1.442	15:37:57.506
3 -	1:02.252	45.769	1:48.021 (2)	72.65	0.635	15:39:45.527
4 -	1:03.033	46.706	1:49.739	71.51	2.353	15:41:35.266
5 -	1:03.293	<b>45.501</b>	1:48.794	72.13	1.408	15:43:24.060
6 -	1:02.431	45.641	1:48.072 (3)	72.61	0.686	15:45:12.132
7 -	<b>1:01.413</b>	45.973	<b>1:47.386 (1)</b>	<b>73.08</b>		<b>15:46:59.518</b>

<b>P7 22 F2 PEARSON / PARKER</b>		<b>LCR SUZUKI -</b>				
IDEAL LAP TIME : 1:47.785		BEST LAP TIME : 1:47.988		DIFFERENCE : 0.203		
LAP	SECTOR 1	SECTOR 2	LAP TIME	MPH	DIFF	TIME OF DAY
1 -		47.207	1:58.569	66.18	10.581	15:36:08.585
2 -	1:02.563	<b>45.425</b>	<b>1:47.988 (1)</b>	<b>72.67</b>		<b>15:37:56.573</b>
3 -	1:02.817	46.962	1:49.779	71.48	1.791	15:39:46.352
4 -	1:02.936	47.288	1:50.224	71.20	2.236	15:41:36.576
5 -	1:02.714	46.807	1:49.521	71.65	1.533	15:43:26.097
6 -	1:02.853	45.680	1:48.533 (3)	72.31	0.545	15:45:14.630
7 -	<b>1:02.360</b>	45.734	1:48.094 (2)	72.60	0.106	15:47:02.724

<b>P8 121 F1 LAWRENCE / HUGHES</b>		<b>LCR YAMAHA - highfield transport, JHM autos</b>				
IDEAL LAP TIME : 1:47.311		BEST LAP TIME : 1:48.122		DIFFERENCE : 0.811		
LAP	SECTOR 1	SECTOR 2	LAP TIME	MPH	DIFF	TIME OF DAY
1 -		46.825	1:58.917	65.99	10.795	15:36:08.933
2 -	1:03.227	45.768	1:48.995 (3)	72.00	0.873	15:37:57.928
3 -	<b>1:02.202</b>	46.394	1:48.596 (2)	72.26	0.474	15:39:46.524
4 -	1:02.237	46.967	1:49.204	71.86	1.082	15:41:35.728
5 -	1:03.237	46.362	1:49.599	71.60	1.477	15:43:25.327
6 -	1:03.013	<b>45.109</b>	<b>1:48.122 (1)</b>	<b>72.58</b>		<b>15:45:13.449</b>
7 -	1:04.014	46.088	1:50.102	71.27	1.980	15:47:03.551

<b>P9 136 F1 EDWARDS / HART</b>		<b>LCR SUZUKI - Economy Heating Services Ltd</b>				
IDEAL LAP TIME : 1:49.041		BEST LAP TIME : 1:49.348		DIFFERENCE : 0.307		
LAP	SECTOR 1	SECTOR 2	LAP TIME	MPH	DIFF	TIME OF DAY
1 -		46.835	2:00.114	65.33	10.766	15:36:10.130
2 -	1:04.471	46.968	1:51.439 (3)	70.42	2.091	15:38:01.569
3 -	1:05.749	46.074	1:51.823	70.18	2.475	15:39:53.392
4 -	1:05.814	45.873	1:51.687	70.26	2.339	15:41:45.079
5 -	<b>1:03.700</b>	45.865	1:49.565 (2)	71.62	0.217	15:43:34.644
6 -	1:05.155	48.941	1:54.096	68.78	4.748	15:45:28.740
7 -	1:04.007	<b>45.341</b>	<b>1:49.348 (1)</b>	<b>71.77</b>		<b>15:47:18.088</b>

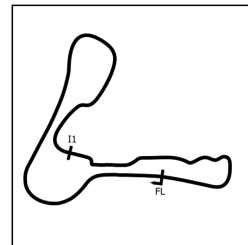
<b>P10 61 F1 FORREST / McCAULEY</b>		<b>WRINN/TAYLOR YAMAHA - Tweedvale Motorcycles</b>				
IDEAL LAP TIME : 1:50.010		BEST LAP TIME : 1:50.010		DIFFERENCE : 0.000		
LAP	SECTOR 1	SECTOR 2	LAP TIME	MPH	DIFF	TIME OF DAY
1 -		46.633	1:59.759	65.53	9.749	15:36:09.775
2 -	<b>1:03.830</b>	<b>46.180</b>	<b>1:50.010 (1)</b>	<b>71.33</b>		<b>15:37:59.785</b>
3 -	1:04.337	46.243	1:50.580 (3)	70.97	0.570	15:39:50.365
4 -	1:04.002	46.483	1:50.485 (2)	71.03	0.475	15:41:40.850
5 -	1:05.417	47.130	1:52.547	69.73	2.537	15:43:33.397
6 -	1:06.335	48.612	1:54.947	68.27	4.937	15:45:28.344
7 -	1:05.687	47.366	1:53.053	69.41	3.043	15:47:21.397



# BMCRC - MRO Championships 2022 - Rnd 5 @ Cadwell Park

## BMCRC-RKB F1 & F2 Sidecars

### RACE 10 - SECTOR ANALYSIS



SECTOR 1 = FL to I1, SECTOR 2 = I1 to FL, DIFF = Difference To Personal Best Lap, P = Crossed Finish Line in Pit Lane, D = Time Disallowed

P11 95 F2		REMNANT / TILLEY		Lumley KAWASAKI -		
IDEAL LAP TIME : 1:49.123		BEST LAP TIME : 1:49.398		DIFFERENCE : 0.275		
LAP	SECTOR 1	SECTOR 2	LAP TIME	MPH	DIFF	TIME OF DAY
1 -		<b>45.925</b>	1:55.653	67.85	6.255	15:36:05.669
2 -	1:03.481	46.621	1:50.102 (3)	71.27	0.704	15:37:55.771
3 -	1:03.311	46.087	<b>1:49.398 (1)</b>	<b>71.73</b>		<b>15:39:45.169</b>
4 -	<b>1:03.198</b>	46.763	1:49.961 (2)	71.37	0.563	15:41:35.130
5 -	1:05.004	49.459	1:54.463	68.56	5.065	15:43:29.593
6 -	1:07.698	52.372	2:00.070	65.36	10.672	15:45:29.663
7 -	1:10.359	51.425	2:01.784	64.44	12.386	15:47:31.447

P12 38 F2		MOSS / GEDDES		Shelbourne YAMAHA - LifeSafety Motorsport - Char		
IDEAL LAP TIME : 1:51.382		BEST LAP TIME : 1:51.625		DIFFERENCE : 0.243		
LAP	SECTOR 1	SECTOR 2	LAP TIME	MPH	DIFF	TIME OF DAY
1 -		48.199	2:03.821	63.38	12.196	15:36:13.837
2 -	<b>1:04.500</b>	47.947	1:52.447 (3)	69.79	0.822	15:38:06.284
3 -	1:05.726	49.102	1:54.828	68.34	3.203	15:40:01.112
4 -	1:05.259	47.640	1:52.899	69.51	1.274	15:41:54.011
5 -	1:07.078	47.022	1:54.100	68.78	2.475	15:43:48.111
6 -	1:04.743	<b>46.882</b>	<b>1:51.625 (1)</b>	<b>70.30</b>		<b>15:45:39.736</b>
7 -	1:04.660	47.131	1:51.791 (2)	70.20	0.166	15:47:31.527

P13 65 F1		FAIERS / PLUCKROSE		Windle YAMAHA - AWracing ltd		
IDEAL LAP TIME : 1:50.665		BEST LAP TIME : 1:50.665		DIFFERENCE : 0.000		
LAP	SECTOR 1	SECTOR 2	LAP TIME	MPH	DIFF	TIME OF DAY
1 -		47.305	2:02.499	64.06	11.834	15:36:12.515
2 -	1:05.361	47.253	1:52.614 (2)	69.68	1.949	15:38:05.129
3 -	1:06.662	47.981	1:54.643	68.45	3.978	15:39:59.772
4 -	<b>1:04.308</b>	<b>46.357</b>	<b>1:50.665 (1)</b>	<b>70.91</b>		<b>15:41:50.437</b>
5 -	1:06.537	47.647	1:54.184 (3)	68.73	3.519	15:43:44.621
6 -	1:46.263	51.968	2:38.231	49.59	47.566	15:46:22.852

P14 19 F1		MACBRIDE / THOMPSON		LCR SUZUKI - Lifesafety Motorsport		
IDEAL LAP TIME : 2:05.251		BEST LAP TIME : 2:05.765		DIFFERENCE : 0.514		
LAP	SECTOR 1	SECTOR 2	LAP TIME	MPH	DIFF	TIME OF DAY
1 -		52.469	2:12.071	59.42	6.306	15:36:22.087
2 -	1:15.352	52.728	2:08.080	61.27	2.315	15:38:30.167
3 -	1:17.002	53.097	2:10.099	60.32	4.334	15:40:40.266
4 -	1:12.895	52.870	<b>2:05.765 (1)</b>	<b>62.40</b>		<b>15:42:46.031</b>
5 -	<b>1:12.881</b>	53.132	2:06.013 (2)	62.27	0.248	15:44:52.044
6 -	1:14.272	<b>52.370</b>	2:06.642 (3)	61.97	0.877	15:46:58.686

P15 58 F1		KIRK / RYDER		LCR Yamaha -		
IDEAL LAP TIME : 1:39.476		BEST LAP TIME : 1:39.934		DIFFERENCE : 0.458		
LAP	SECTOR 1	SECTOR 2	LAP TIME	MPH	DIFF	TIME OF DAY
1 -		42.582	1:46.393	73.76	6.459	15:35:56.409
2 -	58.212	42.832	1:41.044 (3)	77.66	1.110	15:37:37.453
3 -	<b>57.445</b>	43.088	1:40.533 (2)	78.06	0.599	15:39:17.986
4 -	57.903	<b>42.031</b>	<b>1:39.934 (1)</b>	<b>78.53</b>		<b>15:40:57.920</b>

P16 62 F1		WRIGHT / BAILEY		RYDE YAMAHA - Stainless Steel Designs Ltd.		
IDEAL LAP TIME : 1:52.105		BEST LAP TIME : 1:52.256		DIFFERENCE : 0.151		
LAP	SECTOR 1	SECTOR 2	LAP TIME	MPH	DIFF	TIME OF DAY
1 -		47.822	1:58.394	66.28	6.138	15:36:08.410
2 -	1:05.282	<b>47.409</b>	1:52.691 (2)	69.64	0.435	15:38:01.101
3 -	<b>1:04.696</b>	47.560	<b>1:52.256 (1)</b>	<b>69.91</b>		<b>15:39:53.357</b>
4 -	1:06.820	50.968	1:57.788 (3)	66.62	5.532	15:41:51.145

# BMCRC - MRO Championships 2022 - Rnd 5 @ Cadwell Park

## BMCRC-RKB F1 & F2 Sidecars

### RACE 10 - SECTOR ANALYSIS



SECTOR 1 = FL to I1, SECTOR 2 = I1 to FL, DIFF = Difference To Personal Best Lap, P = Crossed Finish Line in Pit Lane, D = Time Disallowed

P17 67 F1		JEFFREY / ELSNOR		Windle - MJP racing			
IDEAL LAP TIME : 1:52.537		BEST LAP TIME : 1:52.537		DIFFERENCE : 0.000			
LAP	SECTOR 1	SECTOR 2	LAP TIME	MPH	DIFF	TIME OF DAY	
1 -		46.799	2:01.233	64.73	8.696	15:36:11.249	
2 -	<b>1:05.823</b>	<b>46.714</b>	<b>1:52.537 (1)</b>	<b>69.73</b>		<b>15:38:03.786</b>	
3 -	1:07.469	49.310	1:56.779 (2)	67.20	4.242	15:40:00.565	
4 -	1:10.821	51.647	2:02.468 (3)	64.08	9.931	15:42:03.033	

# BMCRC - MRO Championships 2022 - Rnd 5 @ Cadwell Park

## BMCRC-RKB F1 & F2 Sidecars

### RACE 10 - BEST SECTORS

SECTOR 1				SECTOR 2				IDEAL / BEST COMPARISON				
POS	NO	NAME	TIME	NO	NAME	TIME	POS	NO	NAME	IDEAL	BEST	DIFF
									<b>PERFECT LAP 1:39.469</b>			
1	91	WILLIAMS / HILDIGE	<b>57.438</b>	58	KIRK / RYDER	<b>42.031</b>	1	58	KIRK / RYDER	1:39.476	1:39.934	0.458
2	58	KIRK / RYDER	<b>57.445</b>	91	WILLIAMS / HILDIGE	<b>42.230</b>	2	91	WILLIAMS / HILDIGE	1:39.668	1:40.148	0.480
3	69	LAMBERT / JEVANS	<b>58.575</b>	117	POTTINGER / DODD	<b>43.309</b>	3	117	POTTINGER / DODD	1:42.436	1:42.959	0.523
4	117	POTTINGER / DODD	<b>59.127</b>	69	LAMBERT / JEVANS	<b>44.099</b>	4	69	LAMBERT / JEVANS	1:42.674	1:42.674	0.000
5	11	GILBERT / PITT	<b>1:00.856</b>	121	LAWRENCE / HUGHES	<b>45.109</b>	5	11	GILBERT / PITT	1:45.966	1:46.606	0.640
6	28	KING / SIGSWORTH	<b>1:01.413</b>	11	GILBERT / PITT	<b>45.110</b>	6	28	KING / SIGSWORTH	1:46.914	1:47.386	0.472
7	121	LAWRENCE / HUGHES	<b>1:02.202</b>	73	GOODIER / STONE	<b>45.131</b>	7	121	LAWRENCE / HUGHES	1:47.311	1:48.122	0.811
8	22	PEARSON / PARKER	<b>1:02.360</b>	136	EDWARDS / HART	<b>45.341</b>	8	73	GOODIER / STONE	1:47.601	1:47.633	0.032
9	73	GOODIER / STONE	<b>1:02.470</b>	22	PEARSON / PARKER	<b>45.425</b>	9	22	PEARSON / PARKER	1:47.785	1:47.988	0.203
10	95	REMNANT / TILLEY	<b>1:03.198</b>	28	KING / SIGSWORTH	<b>45.501</b>	10	136	EDWARDS / HART	1:49.041	1:49.348	0.307
11	136	EDWARDS / HART	<b>1:03.700</b>	95	REMNANT / TILLEY	<b>45.925</b>	11	95	REMNANT / TILLEY	1:49.123	1:49.398	0.275
12	61	FORREST / McCAULEY	<b>1:03.830</b>	61	FORREST / McCAULEY	<b>46.180</b>	12	61	FORREST / McCAULEY	1:50.010	1:50.010	0.000
13	65	FAIERS / PLUCKROSE	<b>1:04.308</b>	65	FAIERS / PLUCKROSE	<b>46.357</b>	13	65	FAIERS / PLUCKROSE	1:50.665	1:50.665	0.000
14	38	MOSS / GEDDES	<b>1:04.500</b>	67	JEFFREY / ELSNOR	<b>46.714</b>	14	38	MOSS / GEDDES	1:51.382	1:51.625	0.243
15	62	WRIGHT / BAILEY	<b>1:04.696</b>	38	MOSS / GEDDES	<b>46.882</b>	15	62	WRIGHT / BAILEY	1:52.105	1:52.256	0.151
16	67	JEFFREY / ELSNOR	<b>1:05.823</b>	62	WRIGHT / BAILEY	<b>47.409</b>	16	67	JEFFREY / ELSNOR	1:52.537	1:52.537	0.000
17	19	MACBRIDE / THOMPSON	<b>1:12.881</b>	19	MACBRIDE / THOMPSON	<b>52.370</b>	17	19	MACBRIDE / THOMPSON	2:05.251	2:05.765	0.514
18												

# BMCRC - MRO Championships 2022 - Rnd 5 @ Cadwell Park

## BMCRC-RKB F1 & F2 Sidecars

### RACE 10 - STATISTICS

**Competitors Started** 18  
**Planned Start** 2022-06-25 @ 15:20:00.000  
**Actual Start** 2022-06-25 @ 15:34:10.016  
**Finish Time** 2022-06-25 @ 15:46:16.964  
**Track Length** 2.1800mi.  
**Total Laps** 108  
**Total Distance Covered** 235.4420mi.

#### Session Fastest Lap History

NO	CL	NAME	LAP TIME	TIME OF DAY	LAP	VEHICLE
58	F1	KIRK / RYDER	1:41.044	15:37:37.469	2	LCR Yamaha
91	F1	WILLIAMS / HILDIGE	1:41.010	15:37:37.598	2	LCR Yamaha
58	F1	KIRK / RYDER	1:40.533	15:39:18.001	3	LCR Yamaha
58	F1	KIRK / RYDER	1:39.934	15:40:57.935	4	LCR Yamaha

#### Session Leader History

NO	CL	NAME	FROM LAP	LAPS LED	DISTANCE	VEHICLE
58	F1	KIRK / RYDER	1	4	8.72 miles	LCR Yamaha
91	F1	WILLIAMS / HILDIGE	5	3	6.54 miles	LCR Yamaha

#### Flag History

TYPE	TIME OF DAY
GREEN	15:34:10.016
FINISH	15:46:16.964

#### Flag Statistics

TYPE	COUNT	TOTAL LAPS	TOTAL TIME
Green	1	7	13:27.717
Red	0	0	0.000
Safety Car	0	0	0.000
FCY	0	0	0.000

# BMCRC - MRO Championships 2022 - Rnd 5 @ Cadwell Park

## BMCRC-RKB F1 & F2 Sidecars

### RACE 10 - STATISTICS

CLASS : F1

10 Starters

#### Fastest Lap History

NO	NAME	LAP TIME	TIME OF DAY	LAP	VEHICLE
58	KIRK / RYDER	<b>1:41.044</b>	15:37:37.469	2	LCR Yamaha
91	WILLIAMS / HILDIGE	<b>1:41.010</b>	15:37:37.598	2	LCR Yamaha
58	KIRK / RYDER	<b>1:40.533</b>	15:39:18.001	3	LCR Yamaha
58	KIRK / RYDER	<b>1:39.934</b>	15:40:57.935	4	LCR Yamaha

#### Leader History

NO	NAME	FROM LAP	LAPS LED	DISTANCE	VEHICLE
58	KIRK / RYDER	1	4	8.72 miles	LCR Yamaha
91	WILLIAMS / HILDIGE	5	3	6.54 miles	LCR Yamaha

# BMCRC - MRO Championships 2022 - Rnd 5 @ Cadwell Park

## BMCRC-RKB F1 & F2 Sidecars

### RACE 10 - STATISTICS

CLASS : F2

8 Starters

#### Fastest Lap History

NO	NAME	LAP TIME	TIME OF DAY	LAP	VEHICLE
69	LAMBERT / JEVANS	1:44.222	15:37:45.231	2	Honda LCR
69	LAMBERT / JEVANS	1:43.502	15:39:28.733	3	Honda LCR
69	LAMBERT / JEVANS	1:42.931	15:41:11.664	4	Honda LCR
69	LAMBERT / JEVANS	1:42.674	15:42:54.337	5	Honda LCR

#### Leader History

NO	NAME	FROM LAP	LAPS LED	DISTANCE	VEHICLE
69	LAMBERT / JEVANS	1	7	15.26 miles	Honda LCR

### BMCRC - MRO Championships 2022 - Rnd 5 @ Cadwell Park

### BMCRC-RKB F1 & F2 Sidecars

### RACE 19 - GRID (7 Laps) - AMENDED

ROW 9	17	1:52.537	67	JEFFREY / ELSNOR	18	2:05.765	19	MACBRIDE / THOMPSON	
ROW 8			15	23	J SAUNDERS / R SAUNDERS		16	1:52.256 62	WRIGHT / BAILEY
ROW 7	13	1:50.665	65	FAIERS / PLUCKROSE	14	1:51.625	38	MOSS / GEDDES	
ROW 6			11	1:49.398 95	REMNANT / TILLEY		12	1:50.010 61	FORREST / McCAULEY
ROW 5	9	1:48.122	121	LAWRENCE / HUGHES	10	1:49.348	136	EDWARDS / HART	
ROW 4			7	1:47.633 73	GOODIER / STONE		8	1:47.988 22	PEARSON / PARKER
ROW 3	5	1:46.606	11	GILBERT / PITT	6	1:47.386	28	KING / SIGSWORTH	
ROW 2			3	1:42.674 69	LAMBERT / JEVANS		4	1:42.959 117	POTTINGER / DODD
ROW 1	1	1:39.934	58	KIRK / RYDER	2	1:40.148	91	WILLIAMS / HILDIGE	
<b>Pole</b>									

Cadwell Park: 2.1800 miles

These results are provisional until the conclusion of any judicial and technical matters.

Clerk Of Course :	Stewards :	Timekeeper : Sarah Evans
-------------------	------------	--------------------------

Results can be found at [www.tsl-timing.com](http://www.tsl-timing.com)

Printed - 17:16 Saturday, 25 June 2022





### BMCRC - MRO Championships 2022 - Rnd 5 @ Cadwell Park

### BMCRC-RKB F1 & F2 Sidecars

### RACE 19 - CLASSIFICATION

POS	NO	CL	PIC NAME	ENTRY	LAPS	TIME	GAP	DIFF	MPH	BEST	ON
1	91	F1	1 WILLIAMS / HILDIGE	LCR Yamaha -	7	11:50.876			77.27	1:40.034	7
2	58	F1	2 KIRK / RYDER	LCR Yamaha -	7	11:51.152	0.276	0.276	77.24	1:39.973	3
3	69	F2	1 LAMBERT / JEVANS	Honda LCR - graham anne ward	7	12:16.134	25.258	24.982	74.62	1:43.553	2
4	22	F2	2 PEARSON / PARKER	LCR SUZUKI -	7	12:38.043	47.167	21.909	72.47	1:45.824	3
5	117	F1	3 POTTINGER / DODD	LCR YAMAHA - GB Precision Eng/Opal Fabrication	7	12:38.561	47.685	0.518	72.42	1:45.049	7
6	28	F2	3 KING / SIGSWORTH	Lumley Ireson F2 - T E Solutions uk	7	12:42.983	52.107	4.422	72.00	1:47.249	4
7	62	F1	4 WRIGHT / BAILEY	RYDE YAMAHA - Stainless Steel Designs Ltd.	7	12:51.055	1:00.179	8.072	71.24	1:46.612	5
8	73	F2	4 GOODIER / STONE	LCR F2 - Rowtec ltd	7	12:51.212	1:00.336	0.157	71.23	1:49.057	4
9	95	F2	5 REMNANT / TILLEY	Lumley KAWASAKI -	7	12:56.388	1:05.512	5.176	70.75	1:48.727	5
10	121	F1	5 LAWRENCE / HUGHES	LCR YAMAHA - highfield transport, JHM autos	7	12:56.449	1:05.573	0.061	70.75	1:48.014	5
11	23	F2	6 J SAUNDERS / R SAUNDERS	Baker HONDA - Vacuum & Pressure Leeds	7	12:56.969	1:06.093	0.520	70.70	1:48.216	7
12	38	F2	7 MOSS / GEDDES	Shelbourne YAMAHA - LifeSafety Motorsport - Cha	7	13:12.468	1:21.592	15.499	69.32	1:50.659	3
13	65	F1	6 FAIERS / PLUCKROSE	Windle YAMAHA - AWracing ltd	7	13:25.427	1:34.551	12.959	68.20	1:51.498	4
14	67	F1	7 JEFFREY / ELSNOR	Windle - MJP racing	7	13:32.311	1:41.435	6.884	67.62	1:54.550	4

#### NOT CLASSIFIED

DNF	19	F1	MACBRIDE / THOMPSON	LCR SUZUKI - Lifesafety Motorsport	3	6:26.593	4 Laps	4 Laps	60.90	2:05.823	3
DNF	136	F1	EDWARDS / HART	LCR SUZUKI - Economy Heating Services Ltd	1	1:54.474	6 Laps	2 Laps	68.55		
DNF	61	F1	FORREST / McCAULEY	WRINN/TAYLOR YAMAHA - Tweedvale Motorcycle	0						

#### FASTEST LAP

58	F1	KIRK / RYDER	LCR Yamaha -	3	1:39.973	78.50 mph	126.33 kph
69	F2	LAMBERT / JEVANS	Honda LCR - graham anne ward	2	1:43.553	75.78 mph	121.96 kph

Class F1 - 92.5% of Race Speed = 71.47 mph

Class F2 - 92.5% of Race Speed = 69.02 mph

Race Distance: 7 Laps / 15.26 miles

Cadwell Park: 2.1800 miles

Date: 26/06/2022 Start: 09:25 Finish: 09:37

Weather / Track : Sunny / Dry

These results are provisional until the conclusion of any judicial and technical matters.

Clerk Of Course :	Stewards :	Timekeeper : Sarah Evans
-------------------	------------	--------------------------

Results can be found at [www.tsl-timing.com](http://www.tsl-timing.com)

Printed - 09:39 Sunday, 26 June 2022





# BMCRC - MRO Championships 2022 - Rnd 5 @ Cadwell Park

## BMCRC-RKB F1 & F2 Sidecars

### RACE 19 - LAP CHART

#### LAP 1 @ 09:27:25.570

NO	BEHIND	LAP TIME
91		1:46.620
69	2.426	1:49.046
58	2.810	1:49.430
28	6.596	1:53.216
136	7.854	1:54.474
73	8.089	1:54.709
22	8.831	1:55.451
117	9.150	1:55.770
62	10.065	1:56.685
95	13.666	2:00.286
121	13.918	2:00.538
67	15.372	2:01.992
23	16.082	2:02.702
38	16.959	2:03.579
65	17.577	2:04.197
19	24.729	2:11.349

#### LAP 2 @ 09:29:06.990

NO	BEHIND	LAP TIME
91		1:41.420
58	2.041	1:40.651
69	4.559	1:43.553
28	12.800	1:47.624
22	15.968	1:48.557
73	16.118	1:49.449
117	16.284	1:48.554
62	17.734	1:49.089
95	22.850	1:50.604
121	23.521	1:51.023
23	25.342	1:50.680
38	26.654	1:51.115
67	28.885	1:54.933
65	29.086	1:52.929
19	52.730	2:09.421

#### LAP 3 @ 09:30:48.502

NO	BEHIND	LAP TIME
91		1:41.512
58	0.502	1:39.973
69	7.399	1:44.352
28	19.224	1:47.936
22	20.280	1:45.824
117	20.474	1:45.702
73	24.460	1:49.854
62	25.276	1:49.054
95	30.769	1:49.431
121	32.074	1:50.065
23	33.295	1:49.465
38	35.801	1:50.659
67	41.938	1:54.565
65	42.090	1:54.516
19	1:17.041	2:05.823

#### LAP 4 @ 09:32:28.990

NO	BEHIND	LAP TIME
91		1:40.488
58	0.523	1:40.509
69	11.207	1:44.296
28	25.985	1:47.249
22	26.560	1:46.768
117	26.859	1:46.873

62	32.018	1:47.230
73	33.029	1:49.057
95	39.110	1:48.829
121	40.816	1:49.230
23	41.614	1:48.807
38	46.519	1:51.206
65	53.100	1:51.498
67	56.000	1:54.550

#### LAP 5 @ 09:34:09.550

NO	BEHIND	LAP TIME
91		1:40.560
58	0.424	1:40.461
69	15.128	1:44.481
22	33.914	1:47.914
28	34.105	1:48.680
117	34.232	1:47.933
62	38.070	1:46.612
73	41.810	1:49.341
95	47.277	1:48.727
121	48.270	1:48.014
23	49.690	1:48.636
38	57.366	1:51.407
65	1:06.989	1:54.449
67	1:10.896	1:55.456

#### LAP 6 @ 09:35:49.792

NO	BEHIND	LAP TIME
91		1:40.242
58	0.182	1:40.000
69	19.422	1:44.536
22	39.823	1:46.151
28	42.526	1:48.663
117	42.670	1:48.680
73	51.110	1:49.542
62	51.805	1:53.977
95	55.873	1:48.838
121	57.342	1:49.314
23	57.911	1:48.463
38	1:09.194	1:52.070
65	1:20.434	1:53.687
67	1:26.465	1:55.811

#### LAP 7 @ 09:37:29.826

NO	BEHIND	LAP TIME
91		1:40.034
58	0.276	1:40.128
69	25.258	1:45.870
22	47.167	1:47.378
117	47.685	1:45.049
28	52.107	1:49.615
62	1:00.179	1:48.408
73	1:00.336	1:49.260
95	1:05.512	1:49.673
121	1:05.573	1:48.265
23	1:06.093	1:48.216
38	1:21.592	1:52.432
65	1:34.551	1:54.151
67	1:41.435	1:55.004

# BMCRC - MRO Championships 2022 - Rnd 5 @ Cadwell Park

## BMCRC-RKB F1 & F2 Sidecars

### RACE 10 - SECTOR ANALYSIS



SECTOR 1 = FL to I1, SECTOR 2 = I1 to FL, DIFF = Difference To Personal Best Lap, P = Crossed Finish Line in Pit Lane, D = Time Disallowed

P1 91 F1 WILLIAMS / HILDIGE		LCR Yamaha -				
IDEAL LAP TIME : 1:39.668		BEST LAP TIME : 1:40.148		DIFFERENCE : 0.480		
LAP	SECTOR 1	SECTOR 2	LAP TIME	MPH	DIFF	TIME OF DAY
1 -		<b>42.230</b>	1:46.608	73.61	6.460	15:35:56.624
2 -	58.314	42.696	1:41.010 (3)	77.69	0.862	15:37:37.634
3 -	57.963	42.623	1:40.586 (2)	78.02	0.438	15:39:18.220
4 -	57.898	42.250	<b>1:40.148 (1)</b>	<b>78.36</b>		<b>15:40:58.368</b>
5 -	<b>57.438</b>	48.162	1:45.600	74.31	5.452	15:42:43.968
6 -	58.699	46.810	1:45.509	74.38	5.361	15:44:29.477
7 -	1:01.923	45.565	1:47.488	73.01	7.340	15:46:16.965

P2 69 F2 LAMBERT / JEVANS		Honda LCR - graham anne ward				
IDEAL LAP TIME : 1:42.674		BEST LAP TIME : 1:42.674		DIFFERENCE : 0.000		
LAP	SECTOR 1	SECTOR 2	LAP TIME	MPH	DIFF	TIME OF DAY
1 -		45.294	1:50.978	70.71	8.304	15:36:00.994
2 -	59.252	44.970	1:44.222	75.30	1.548	15:37:45.216
3 -	59.277	44.225	1:43.502 (3)	75.82	0.828	15:39:28.718
4 -	58.708	44.223	1:42.931 (2)	76.24	0.257	15:41:11.649
5 -	<b>58.575</b>	<b>44.099</b>	<b>1:42.674 (1)</b>	<b>76.43</b>		<b>15:42:54.323</b>
6 -	59.513	44.300	1:43.813	75.59	1.139	15:44:38.136
7 -	59.077	44.581	1:43.658	75.71	0.984	15:46:21.794

P3 117 F1 POTTINGER / DODD		LCR YAMAHA - GB Precision Eng/Opal Fabrication				
IDEAL LAP TIME : 1:42.436		BEST LAP TIME : 1:42.959		DIFFERENCE : 0.523		
LAP	SECTOR 1	SECTOR 2	LAP TIME	MPH	DIFF	TIME OF DAY
1 -		45.579	1:51.622	70.30	8.663	15:36:01.638
2 -	<b>59.127</b>	44.956	1:44.083	75.40	1.124	15:37:45.721
3 -	59.334	44.431	1:43.765	75.63	0.806	15:39:29.486
4 -	59.317	43.642	<b>1:42.959 (1)</b>	<b>76.22</b>		<b>15:41:12.445</b>
5 -	1:00.148	<b>43.309</b>	1:43.457 (3)	75.85	0.498	15:42:55.902
6 -	59.381	43.849	1:43.230 (2)	76.02	0.271	15:44:39.132
7 -	59.744	44.827	1:44.571	75.05	1.612	15:46:23.703

P4 11 F2 GILBERT / PITT		Shelbourne HONDA - West Ewell fencing				
IDEAL LAP TIME : 1:45.966		BEST LAP TIME : 1:46.606		DIFFERENCE : 0.640		
LAP	SECTOR 1	SECTOR 2	LAP TIME	MPH	DIFF	TIME OF DAY
1 -		<b>45.110</b>	1:52.307	69.88	5.701	15:36:02.323
2 -	<b>1:00.856</b>	45.750	<b>1:46.606 (1)</b>	<b>73.61</b>		<b>15:37:48.929</b>
3 -	1:01.310	46.347	1:47.657 (3)	72.89	1.051	15:39:36.586
4 -	1:01.353	46.007	1:47.360 (2)	73.10	0.754	15:41:23.946
5 -	1:01.391	46.548	1:47.939	72.70	1.333	15:43:11.885
6 -	1:02.316	47.192	1:49.508	71.66	2.902	15:45:01.393
7 -	1:02.755	46.717	1:49.472	71.69	2.866	15:46:50.865

P5 73 F2 GOODIER / STONE		LCR F2 - Rowtec ltd				
IDEAL LAP TIME : 1:47.601		BEST LAP TIME : 1:47.633		DIFFERENCE : 0.032		
LAP	SECTOR 1	SECTOR 2	LAP TIME	MPH	DIFF	TIME OF DAY
1 -		45.372	1:53.923	68.88	6.290	15:36:03.939
2 -	1:02.502	<b>45.131</b>	<b>1:47.633 (1)</b>	<b>72.91</b>		<b>15:37:51.572</b>
3 -	1:02.679	45.142	1:47.821 (2)	72.78	0.188	15:39:39.393
4 -	<b>1:02.470</b>	46.805	1:49.275	71.81	1.642	15:41:28.668
5 -	1:03.475	46.200	1:49.675	71.55	2.042	15:43:18.343
6 -	1:02.509	45.334	1:47.843 (3)	72.77	0.210	15:45:06.186
7 -	1:02.757	48.262	1:51.019	70.69	3.386	15:46:57.205

# BMCRC - MRO Championships 2022 - Rnd 5 @ Cadwell Park

## BMCRC-RKB F1 & F2 Sidecars

### RACE 10 - SECTOR ANALYSIS



SECTOR 1 = FL to I1, SECTOR 2 = I1 to FL, DIFF = Difference To Personal Best Lap, P = Crossed Finish Line in Pit Lane, D = Time Disallowed

P6 28 F2 KING / SIGSWORTH		Lumley Ireson F2 - T E Solutions uk				
IDEAL LAP TIME : 1:46.914		BEST LAP TIME : 1:47.386		DIFFERENCE : 0.472		
LAP	SECTOR 1	SECTOR 2	LAP TIME	MPH	DIFF	TIME OF DAY
1 -		46.788	1:58.662	66.13	11.276	15:36:08.678
2 -	1:03.132	45.696	1:48.828	72.11	1.442	15:37:57.506
3 -	1:02.252	45.769	1:48.021 (2)	72.65	0.635	15:39:45.527
4 -	1:03.033	46.706	1:49.739	71.51	2.353	15:41:35.266
5 -	1:03.293	<b>45.501</b>	1:48.794	72.13	1.408	15:43:24.060
6 -	1:02.431	45.641	1:48.072 (3)	72.61	0.686	15:45:12.132
7 -	<b>1:01.413</b>	45.973	<b>1:47.386 (1)</b>	<b>73.08</b>		<b>15:46:59.518</b>

P7 22 F2 PEARSON / PARKER		LCR SUZUKI -				
IDEAL LAP TIME : 1:47.785		BEST LAP TIME : 1:47.988		DIFFERENCE : 0.203		
LAP	SECTOR 1	SECTOR 2	LAP TIME	MPH	DIFF	TIME OF DAY
1 -		47.207	1:58.569	66.18	10.581	15:36:08.585
2 -	1:02.563	<b>45.425</b>	<b>1:47.988 (1)</b>	<b>72.67</b>		<b>15:37:56.573</b>
3 -	1:02.817	46.962	1:49.779	71.48	1.791	15:39:46.352
4 -	1:02.936	47.288	1:50.224	71.20	2.236	15:41:36.576
5 -	1:02.714	46.807	1:49.521	71.65	1.533	15:43:26.097
6 -	1:02.853	45.680	1:48.533 (3)	72.31	0.545	15:45:14.630
7 -	<b>1:02.360</b>	45.734	1:48.094 (2)	72.60	0.106	15:47:02.724

P8 121 F1 LAWRENCE / HUGHES		LCR YAMAHA - highfield transport, JHM autos				
IDEAL LAP TIME : 1:47.311		BEST LAP TIME : 1:48.122		DIFFERENCE : 0.811		
LAP	SECTOR 1	SECTOR 2	LAP TIME	MPH	DIFF	TIME OF DAY
1 -		46.825	1:58.917	65.99	10.795	15:36:08.933
2 -	1:03.227	45.768	1:48.995 (3)	72.00	0.873	15:37:57.928
3 -	<b>1:02.202</b>	46.394	1:48.596 (2)	72.26	0.474	15:39:46.524
4 -	1:02.237	46.967	1:49.204	71.86	1.082	15:41:35.728
5 -	1:03.237	46.362	1:49.599	71.60	1.477	15:43:25.327
6 -	1:03.013	<b>45.109</b>	<b>1:48.122 (1)</b>	<b>72.58</b>		<b>15:45:13.449</b>
7 -	1:04.014	46.088	1:50.102	71.27	1.980	15:47:03.551

P9 136 F1 EDWARDS / HART		LCR SUZUKI - Economy Heating Services Ltd				
IDEAL LAP TIME : 1:49.041		BEST LAP TIME : 1:49.348		DIFFERENCE : 0.307		
LAP	SECTOR 1	SECTOR 2	LAP TIME	MPH	DIFF	TIME OF DAY
1 -		46.835	2:00.114	65.33	10.766	15:36:10.130
2 -	1:04.471	46.968	1:51.439 (3)	70.42	2.091	15:38:01.569
3 -	1:05.749	46.074	1:51.823	70.18	2.475	15:39:53.392
4 -	1:05.814	45.873	1:51.687	70.26	2.339	15:41:45.079
5 -	<b>1:03.700</b>	45.865	1:49.565 (2)	71.62	0.217	15:43:34.644
6 -	1:05.155	48.941	1:54.096	68.78	4.748	15:45:28.740
7 -	1:04.007	<b>45.341</b>	<b>1:49.348 (1)</b>	<b>71.77</b>		<b>15:47:18.088</b>

P10 61 F1 FORREST / McCAULEY		WRINN/TAYLOR YAMAHA - Tweedvale Motorcycles				
IDEAL LAP TIME : 1:50.010		BEST LAP TIME : 1:50.010		DIFFERENCE : 0.000		
LAP	SECTOR 1	SECTOR 2	LAP TIME	MPH	DIFF	TIME OF DAY
1 -		46.633	1:59.759	65.53	9.749	15:36:09.775
2 -	<b>1:03.830</b>	<b>46.180</b>	<b>1:50.010 (1)</b>	<b>71.33</b>		<b>15:37:59.785</b>
3 -	1:04.337	46.243	1:50.580 (3)	70.97	0.570	15:39:50.365
4 -	1:04.002	46.483	1:50.485 (2)	71.03	0.475	15:41:40.850
5 -	1:05.417	47.130	1:52.547	69.73	2.537	15:43:33.397
6 -	1:06.335	48.612	1:54.947	68.27	4.937	15:45:28.344
7 -	1:05.687	47.366	1:53.053	69.41	3.043	15:47:21.397

# BMCRC - MRO Championships 2022 - Rnd 5 @ Cadwell Park

## BMCRC-RKB F1 & F2 Sidecars

### RACE 10 - SECTOR ANALYSIS



SECTOR 1 = FL to I1, SECTOR 2 = I1 to FL, DIFF = Difference To Personal Best Lap, P = Crossed Finish Line in Pit Lane, D = Time Disallowed

P11 95 F2		REMNANT / TILLEY		Lumley KAWASAKI -		
IDEAL LAP TIME : 1:49.123		BEST LAP TIME : 1:49.398		DIFFERENCE : 0.275		
LAP	SECTOR 1	SECTOR 2	LAP TIME	MPH	DIFF	TIME OF DAY
1 -		<b>45.925</b>	1:55.653	67.85	6.255	15:36:05.669
2 -	1:03.481	46.621	1:50.102 (3)	71.27	0.704	15:37:55.771
3 -	1:03.311	46.087	<b>1:49.398 (1)</b>	<b>71.73</b>		<b>15:39:45.169</b>
4 -	<b>1:03.198</b>	46.763	1:49.961 (2)	71.37	0.563	15:41:35.130
5 -	1:05.004	49.459	1:54.463	68.56	5.065	15:43:29.593
6 -	1:07.698	52.372	2:00.070	65.36	10.672	15:45:29.663
7 -	1:10.359	51.425	2:01.784	64.44	12.386	15:47:31.447

P12 38 F2		MOSS / GEDDES		Shelbourne YAMAHA - LifeSafety Motorsport - Char		
IDEAL LAP TIME : 1:51.382		BEST LAP TIME : 1:51.625		DIFFERENCE : 0.243		
LAP	SECTOR 1	SECTOR 2	LAP TIME	MPH	DIFF	TIME OF DAY
1 -		48.199	2:03.821	63.38	12.196	15:36:13.837
2 -	<b>1:04.500</b>	47.947	1:52.447 (3)	69.79	0.822	15:38:06.284
3 -	1:05.726	49.102	1:54.828	68.34	3.203	15:40:01.112
4 -	1:05.259	47.640	1:52.899	69.51	1.274	15:41:54.011
5 -	1:07.078	47.022	1:54.100	68.78	2.475	15:43:48.111
6 -	1:04.743	<b>46.882</b>	<b>1:51.625 (1)</b>	<b>70.30</b>		<b>15:45:39.736</b>
7 -	1:04.660	47.131	1:51.791 (2)	70.20	0.166	15:47:31.527

P13 65 F1		FAIERS / PLUCKROSE		Windle YAMAHA - AWracing ltd		
IDEAL LAP TIME : 1:50.665		BEST LAP TIME : 1:50.665		DIFFERENCE : 0.000		
LAP	SECTOR 1	SECTOR 2	LAP TIME	MPH	DIFF	TIME OF DAY
1 -		47.305	2:02.499	64.06	11.834	15:36:12.515
2 -	1:05.361	47.253	1:52.614 (2)	69.68	1.949	15:38:05.129
3 -	1:06.662	47.981	1:54.643	68.45	3.978	15:39:59.772
4 -	<b>1:04.308</b>	<b>46.357</b>	<b>1:50.665 (1)</b>	<b>70.91</b>		<b>15:41:50.437</b>
5 -	1:06.537	47.647	1:54.184 (3)	68.73	3.519	15:43:44.621
6 -	1:46.263	51.968	2:38.231	49.59	47.566	15:46:22.852

P14 19 F1		MACBRIDE / THOMPSON		LCR SUZUKI - Lifesafety Motorsport		
IDEAL LAP TIME : 2:05.251		BEST LAP TIME : 2:05.765		DIFFERENCE : 0.514		
LAP	SECTOR 1	SECTOR 2	LAP TIME	MPH	DIFF	TIME OF DAY
1 -		52.469	2:12.071	59.42	6.306	15:36:22.087
2 -	1:15.352	52.728	2:08.080	61.27	2.315	15:38:30.167
3 -	1:17.002	53.097	2:10.099	60.32	4.334	15:40:40.266
4 -	1:12.895	52.870	<b>2:05.765 (1)</b>	<b>62.40</b>		<b>15:42:46.031</b>
5 -	<b>1:12.881</b>	53.132	2:06.013 (2)	62.27	0.248	15:44:52.044
6 -	1:14.272	<b>52.370</b>	2:06.642 (3)	61.97	0.877	15:46:58.686

P15 58 F1		KIRK / RYDER		LCR Yamaha -		
IDEAL LAP TIME : 1:39.476		BEST LAP TIME : 1:39.934		DIFFERENCE : 0.458		
LAP	SECTOR 1	SECTOR 2	LAP TIME	MPH	DIFF	TIME OF DAY
1 -		42.582	1:46.393	73.76	6.459	15:35:56.409
2 -	58.212	42.832	1:41.044 (3)	77.66	1.110	15:37:37.453
3 -	<b>57.445</b>	43.088	1:40.533 (2)	78.06	0.599	15:39:17.986
4 -	57.903	<b>42.031</b>	<b>1:39.934 (1)</b>	<b>78.53</b>		<b>15:40:57.920</b>

P16 62 F1		WRIGHT / BAILEY		RYDE YAMAHA - Stainless Steel Designs Ltd.		
IDEAL LAP TIME : 1:52.105		BEST LAP TIME : 1:52.256		DIFFERENCE : 0.151		
LAP	SECTOR 1	SECTOR 2	LAP TIME	MPH	DIFF	TIME OF DAY
1 -		47.822	1:58.394	66.28	6.138	15:36:08.410
2 -	1:05.282	<b>47.409</b>	1:52.691 (2)	69.64	0.435	15:38:01.101
3 -	<b>1:04.696</b>	47.560	<b>1:52.256 (1)</b>	<b>69.91</b>		<b>15:39:53.357</b>
4 -	1:06.820	50.968	1:57.788 (3)	66.62	5.532	15:41:51.145

# BMCRC - MRO Championships 2022 - Rnd 5 @ Cadwell Park

## BMCRC-RKB F1 & F2 Sidecars

### RACE 10 - SECTOR ANALYSIS



SECTOR 1 = FL to I1, SECTOR 2 = I1 to FL, DIFF = Difference To Personal Best Lap, P = Crossed Finish Line in Pit Lane, D = Time Disallowed

P17 67 F1		JEFFREY / ELSNOR		Windle - MJP racing			
IDEAL LAP TIME : 1:52.537		BEST LAP TIME : 1:52.537		DIFFERENCE : 0.000			
LAP	SECTOR 1	SECTOR 2	LAP TIME	MPH	DIFF	TIME OF DAY	
1 -		46.799	2:01.233	64.73	8.696	15:36:11.249	
2 -	<b>1:05.823</b>	<b>46.714</b>	<b>1:52.537 (1)</b>	<b>69.73</b>		<b>15:38:03.786</b>	
3 -	1:07.469	49.310	1:56.779 (2)	67.20	4.242	15:40:00.565	
4 -	1:10.821	51.647	2:02.468 (3)	64.08	9.931	15:42:03.033	

# BMCRC - MRO Championships 2022 - Rnd 5 @ Cadwell Park

## BMCRC-RKB F1 & F2 Sidecars

### RACE 19 - BEST SECTORS

SECTOR 1			SECTOR 2			IDEAL / BEST COMPARISON						
POS	NO	NAME	TIME	NO	NAME	TIME	POS	NO	NAME	IDEAL	BEST	DIFF
									<b>PERFECT LAP 1:39.610</b>			
1	58	KIRK / RYDER	<b>57.425</b>	58	KIRK / RYDER	<b>42.185</b>	1	58	KIRK / RYDER	1:39.610	1:39.973	0.363
2	91	WILLIAMS / HILDIGE	<b>57.454</b>	91	WILLIAMS / HILDIGE	<b>42.433</b>	2	91	WILLIAMS / HILDIGE	1:39.887	1:40.034	0.147
3	69	LAMBERT / JEVANS	<b>59.225</b>	117	POTTINGER / DODD	<b>44.226</b>	3	69	LAMBERT / JEVANS	1:43.501	1:43.553	0.052
4	117	POTTINGER / DODD	<b>1:00.823</b>	69	LAMBERT / JEVANS	<b>44.276</b>	4	117	POTTINGER / DODD	1:45.049	1:45.049	0.000
5	22	PEARSON / PARKER	<b>1:00.955</b>	22	PEARSON / PARKER	<b>44.868</b>	5	22	PEARSON / PARKER	1:45.823	1:45.824	0.001
6	62	WRIGHT / BAILEY	<b>1:01.085</b>	62	WRIGHT / BAILEY	<b>45.345</b>	6	62	WRIGHT / BAILEY	1:46.430	1:46.612	0.182
7	28	KING / SIGSWORTH	<b>1:01.736</b>	28	KING / SIGSWORTH	<b>45.375</b>	7	28	KING / SIGSWORTH	1:47.111	1:47.249	0.138
8	121	LAWRENCE / HUGHES	<b>1:02.354</b>	73	GOODIER / STONE	<b>45.449</b>	8	121	LAWRENCE / HUGHES	1:47.967	1:48.014	0.047
9	23	J SAUNDERS / R SAUNDERS	<b>1:02.437</b>	121	LAWRENCE / HUGHES	<b>45.613</b>	9	23	J SAUNDERS / R SAUNDERS	1:48.216	1:48.216	0.000
10	136	EDWARDS / HART	<b>1:02.464</b>	23	J SAUNDERS / R SAUNDERS	<b>45.779</b>	10	73	GOODIER / STONE	1:48.316	1:49.057	0.741
11	95	REMNANT / TILLEY	<b>1:02.505</b>	95	REMNANT / TILLEY	<b>46.080</b>	11	95	REMNANT / TILLEY	1:48.585	1:48.727	0.142
12	73	GOODIER / STONE	<b>1:02.867</b>	136	EDWARDS / HART	<b>46.151</b>	12	136	EDWARDS / HART	1:48.615		
13	38	MOSS / GEDDES	<b>1:03.889</b>	65	FAIERS / PLUCKROSE	<b>46.229</b>	13	38	MOSS / GEDDES	1:50.221	1:50.659	0.438
14	65	FAIERS / PLUCKROSE	<b>1:05.011</b>	38	MOSS / GEDDES	<b>46.332</b>	14	65	FAIERS / PLUCKROSE	1:51.240	1:51.498	0.258
15	67	JEFFREY / ELSNOR	<b>1:06.802</b>	67	JEFFREY / ELSNOR	<b>46.657</b>	15	67	JEFFREY / ELSNOR	1:53.459	1:54.550	1.091
16	19	MACBRIDE / THOMPSON	<b>1:12.047</b>	19	MACBRIDE / THOMPSON	<b>51.589</b>	16	19	MACBRIDE / THOMPSON	2:03.636	2:05.823	2.187
17												

# BMCRC - MRO Championships 2022 - Rnd 5 @ Cadwell Park

## BMCRC-RKB F1 & F2 Sidecars

### RACE 19 - STATISTICS

**Competitors Started** 17  
**Planned Start** 2022-06-26 @ 09:20:00.000  
**Actual Start** 2022-06-26 @ 09:25:38.949  
**Finish Time** 2022-06-26 @ 09:37:29.825  
**Track Length** 2.1800mi.  
**Total Laps** 102  
**Total Distance Covered** 222.3619mi.

#### Session Fastest Lap History

NO	CL	NAME	LAP TIME	TIME OF DAY	LAP	VEHICLE
91	F1	WILLIAMS / HILDIGE	1:41.420	09:29:07.012	2	LCR Yamaha
58	F1	KIRK / RYDER	1:40.651	09:29:09.046	2	LCR Yamaha
58	F1	KIRK / RYDER	1:39.973	09:30:49.019	3	LCR Yamaha

#### Session Leader History

NO	CL	NAME	FROM LAP	LAPS LED	DISTANCE	VEHICLE
91	F1	WILLIAMS / HILDIGE	1	7	15.26 miles	LCR Yamaha

#### Flag History

TYPE	TIME OF DAY
GREEN	09:25:38.949
FINISH	09:37:29.825

#### Flag Statistics

TYPE	COUNT	TOTAL LAPS	TOTAL TIME
Green	1	7	13:34.171
Red	0	0	0.000
Safety Car	0	0	0.000
FCY	0	0	0.000

# BMCRC - MRO Championships 2022 - Rnd 5 @ Cadwell Park

## BMCRC-RKB F1 & F2 Sidecars

### RACE 19 - STATISTICS

CLASS : F1

10 Starters

#### Fastest Lap History

NO	NAME	LAP TIME	TIME OF DAY	LAP	VEHICLE
91	WILLIAMS / HILDIGE	1:41.420	09:29:07.012	2	LCR Yamaha
58	KIRK / RYDER	1:40.651	09:29:09.046	2	LCR Yamaha
58	KIRK / RYDER	1:39.973	09:30:49.019	3	LCR Yamaha

#### Leader History

NO	NAME	FROM LAP	LAPS LED	DISTANCE	VEHICLE
91	WILLIAMS / HILDIGE	1	7	15.26 miles	LCR Yamaha



# BMCRC - MRO Championships 2022 - Rnd 5 @ Cadwell Park

## BMCRC-RKB F1 & F2 Sidecars

### RACE 19 - STATISTICS

**CLASS : F2**

7 Starters

#### Fastest Lap History

NO	NAME	LAP TIME	TIME OF DAY	LAP	VEHICLE
69	LAMBERT / JEVANS	1:43.553	09:29:11.564	2	Honda LCR

#### Leader History

NO	NAME	FROM LAP	LAPS LED	DISTANCE	VEHICLE
69	LAMBERT / JEVANS	1	7	15.26 miles	Honda LCR



### BMCRC - MRO Championships 2022 - Rnd 5 @ Cadwell Park

### BMCRC-RKB F1 & F2 Sidecars

### RACE 10 - GRID (8 Laps)

ROW 9	17	2:05.823	19	MACBRIDE / THOMPSON	18	61	FORREST / McCAULEY			
ROW 8			15	1:54.550	67	JEFFREY / ELSNOR	16	136	EDWARDS / HART	
ROW 7	13	1:50.659	38	MOSS / GEDDES	14	1:51.498	65	FAIERS / PLUCKROSE		
ROW 6			11	1:49.057	11	GILBERT / PITT	12	73	GOODIER / STONE	
ROW 5	9	1:48.216	23	J SAUNDERS / R SAUNDERS	10	1:48.727	95	REMNANT / TILLEY		
ROW 4			7	1:47.249	28	KING / SIGSWORTH	8	1:48.014	121	LAWRENCE / HUGHES
ROW 3	5	1:45.824	22	PEARSON / PARKER	6	1:46.612	62	WRIGHT / BAILEY		
ROW 2			3	1:43.553	69	LAMBERT / JEVANS	4	1:45.049	117	POTTINGER / DODD
ROW 1	1	1:39.973	58	KIRK / RYDER	2	1:40.034	91	WILLIAMS / HILDIGE		
<b>Pole</b>										

Cadwell Park: 2.1800 miles

These results are provisional until the conclusion of any judicial and technical matters.

Clerk Of Course :	Stewards :	Timekeeper : Sarah Evans
-------------------	------------	--------------------------

Results can be found at [www.tsl-timing.com](http://www.tsl-timing.com)

Printed - 09:41 Sunday, 26 June 2022



### BMCRC - MRO Championships 2022 - Rnd 5 @ Cadwell Park

### BMCRC-RKB F1 & F2 Sidecars

### RACE 10 - CLASSIFICATION

POS	NO	CL	PIC NAME	ENTRY	LAPS	TIME	GAP	DIFF	MPH	BEST	ON
1	91	F1	1 WILLIAMS / HILDIGE	LCR Yamaha -	8	13:34.179			77.11	1:39.608	3
2	69	F2	1 LAMBERT / JEVANS	Honda LCR - graham anne ward	8	13:55.703	21.524	21.524	75.12	1:43.092	7
3	58	F1	2 KIRK / RYDER	LCR Yamaha -	8	14:01.424	27.245	5.721	74.61	1:40.058	2
4	117	F1	3 POTTINGER / DODD	LCR YAMAHA - GB Precision Eng/Opal Fabrication	8	14:07.566	33.387	6.142	74.07	1:44.642	7
5	62	F1	4 WRIGHT / BAILEY	RYDE YAMAHA - Stainless Steel Designs Ltd.	8	14:24.962	50.783	17.396	72.58	1:44.385	6
6	23	F2	2 J SAUNDERS / R SAUNDERS	Baker HONDA - Vacuum & Pressure Leeds	8	14:31.761	57.582	6.799	72.02	1:47.608	6
7	22	F2	3 PEARSON / PARKER	LCR SUZUKI -	8	14:36.870	1:02.691	5.109	71.60	1:46.218	6
8	73	F2	4 GOODIER / STONE	LCR F2 - Rowtec ltd	8	14:45.840	1:11.661	8.970	70.87	1:47.835	7
9	121	F1	5 LAWRENCE / HUGHES	LCR YAMAHA - highfield transport, JHM autos	8	14:50.228	1:16.049	4.388	70.52	1:48.243	7
10	95	F2	5 REMNANT / TILLEY	Lumley KAWASAKI -	8	14:58.808	1:24.629	8.580	69.85	1:48.312	3
11	38	F2	6 MOSS / GEDDES	Shelbourne YAMAHA - LifeSafety Motorsport - Cha	8	14:59.978	1:25.799	1.170	69.76	1:50.309	4
12	65	F1	6 FAIERS / PLUCKROSE	Windle YAMAHA - AWracing ltd	8	15:00.574	1:26.395	0.596	69.71	1:49.347	8
13	67	F1	7 JEFFREY / ELSNOR	Windle - MJP racing	7	13:38.583	1 Lap	1 Lap	67.11	1:54.161	2
14	19	F1	8 MACBRIDE / THOMPSON	LCR SUZUKI - Lifesafety Motorsport	7	14:50.969	1 Lap	1:12.386	61.65	2:05.525	3

#### NOT CLASSIFIED

DNF	11	F2	GILBERT / PITT	Shelbourne HONDA - West Ewell fencing	3	5:26.887	5 Laps	4 Laps	72.02	1:46.206	2
DNF	61	F1	FORREST / McCAULEY	WRINN/TAYLOR YAMAHA - Tweedvale Motorcycle	0						

#### FASTEST LAP

91	F1	WILLIAMS / HILDIGE	LCR Yamaha -	3	1:39.608	78.78 mph	126.79 kph
69	F2	LAMBERT / JEVANS	Honda LCR - graham anne ward	7	1:43.092	76.12 mph	122.51 kph

Class F1 - 92.5% of Race Speed = 71.32 mph

Class F2 - 92.5% of Race Speed = 69.48 mph

Race Distance: 8 Laps / 17.44 miles

Cadwell Park: 2.1800 miles

Date: 26/06/2022 Start: 13:07 Finish: 13:20

Weather / Track : Sunny / Dry

These results are provisional until the conclusion of any judicial and technical matters.

Clerk Of Course :	Stewards :	Timekeeper : Sarah Evans
-------------------	------------	--------------------------

Results can be found at [www.tsl-timing.com](http://www.tsl-timing.com)

Printed - 13:24 Sunday, 26 June 2022



# BMCRC - MRO Championships 2022 - Rnd 5 @ Cadwell Park

## BMCRC-RKB F1 & F2 Sidecars

### RACE 10 - LAP CHART

#### LAP 1 @ 13:09:04.553

NO	BEHIND	LAP TIME
91		1:44.839
58	2.543	1:47.382
69	4.822	1:49.661
117	5.977	1:50.816
23	8.413	1:53.252
11	8.826	1:53.665
95	11.547	1:56.386
62	12.300	1:57.139
22	13.073	1:57.912
73	13.160	1:57.999
121	14.014	1:58.853
38	18.049	2:02.888
67	18.207	2:03.046
65	18.839	2:03.678
19	26.631	2:11.470

#### LAP 2 @ 13:10:44.306

NO	BEHIND	LAP TIME
91		1:39.753
58	2.848	1:40.058
69	8.756	1:43.687
117	11.896	1:45.672
11	15.279	1:46.206
23	17.048	1:48.388
95	21.308	1:49.514
62	21.776	1:49.229
22	21.901	1:48.581
73	23.421	1:50.014
121	23.640	1:49.379
38	28.804	1:50.508
65	31.237	1:52.151
67	32.615	1:54.161
19	53.201	2:06.323

#### LAP 3 @ 13:12:23.914

NO	BEHIND	LAP TIME
91		1:39.608
58	7.083	1:43.843
69	13.346	1:44.198
117	17.201	1:44.913
11	22.687	1:47.016
23	26.270	1:48.830
95	30.012	1:48.312
62	31.458	1:49.290
22	31.969	1:49.676
121	32.418	1:48.386
73	34.114	1:50.301
38	39.784	1:50.588
65	42.659	1:51.030
67	48.740	1:55.733
19	1:19.118	2:05.525

#### LAP 4 @ 13:14:03.899

NO	BEHIND	LAP TIME
91		1:39.985
58	12.468	1:45.370
69	17.407	1:44.046
117	22.418	1:45.202
23	34.972	1:48.687
62	37.445	1:45.972
95	39.653	1:49.626

22	40.338	1:48.354
121	40.677	1:48.244
73	43.207	1:49.078
38	50.108	1:50.309
65	53.969	1:51.295
67	1:04.740	1:55.985

#### LAP 5 @ 13:15:48.561

NO	BEHIND	LAP TIME
91		1:44.662
19	1 Lap	2:07.132
58	13.060	1:45.254
69	16.152	1:43.407
117	22.694	1:44.938
62	38.007	1:45.224
23	39.215	1:48.905
95	43.719	1:48.728
22	44.084	1:48.408
121	44.399	1:48.384
73	48.122	1:49.577
38	56.053	1:50.607
65	1:00.502	1:51.195
67	1:16.634	1:56.556

#### LAP 6 @ 13:17:29.215

NO	BEHIND	LAP TIME
91		1:40.654
58	18.799	1:46.393
69	19.454	1:43.956
19	1 Lap	2:06.416
117	27.557	1:45.517
62	41.738	1:44.385
23	46.169	1:47.608
22	49.648	1:46.218
121	55.106	1:51.361
95	58.037	1:54.972
73	58.193	1:50.725
38	1:07.280	1:51.881
65	1:10.816	1:50.968
67	1:32.015	1:56.035

#### LAP 7 @ 13:19:09.694

NO	BEHIND	LAP TIME
91		1:40.479
69	22.067	1:43.092
58	24.335	1:46.015
117	31.720	1:44.642
62	47.791	1:46.532
23	54.106	1:48.416
19	1 Lap	2:07.410
22	56.465	1:47.296
121	1:02.870	1:48.243
73	1:05.549	1:47.835
95	1:13.482	1:55.924
38	1:18.128	1:51.327
65	1:21.247	1:50.910

#### LAP 8 @ 13:20:53.893

NO	BEHIND	LAP TIME
91		1:44.199
67	1 Lap	1:57.067
69	21.524	1:43.656
58	27.245	1:47.109

117	33.387	1:45.866
62	50.783	1:47.191
23	57.582	1:47.675
22	1:02.691	1:50.425
73	1:11.661	1:50.311
121	1:16.049	1:57.378
19	1 Lap	2:06.693
95	1:24.629	1:55.346
38	1:25.799	1:51.870
65	1:26.395	1:49.347

# BMCRC - MRO Championships 2022 - Rnd 5 @ Cadwell Park

## BMCRC-RKB F1 & F2 Sidecars

### RACE 10 - SECTOR ANALYSIS



SECTOR 1 = FL to I1, SECTOR 2 = I1 to FL, DIFF = Difference To Personal Best Lap, P = Crossed Finish Line in Pit Lane, D = Time Disallowed

P1 91 F1 WILLIAMS / HILDIGE		LCR Yamaha -				
IDEAL LAP TIME : 1:39.456		BEST LAP TIME : 1:39.608		DIFFERENCE : 0.152		
LAP	SECTOR 1	SECTOR 2	LAP TIME	MPH	DIFF	TIME OF DAY
1 -		42.216	1:44.839	74.85	5.231	13:09:04.553
2 -	<b>57.488</b>	42.265	1:39.753 (2)	78.67	0.145	13:10:44.306
3 -	57.640	<b>41.968</b>	<b>1:39.608 (1)</b>	<b>78.78</b>		<b>13:12:23.914</b>
4 -	57.832	42.153	1:39.985 (3)	78.49	0.377	13:14:03.899
5 -	59.034	45.628	1:44.662	74.98	5.054	13:15:48.561
6 -	58.303	42.351	1:40.654	77.97	1.046	13:17:29.215
7 -	57.829	42.650	1:40.479	78.10	0.871	13:19:09.694
8 -	1:00.604	43.595	1:44.199	75.31	4.591	13:20:53.893

P2 69 F2 LAMBERT / JEVANS		Honda LCR - graham anne ward				
IDEAL LAP TIME : 1:42.851		BEST LAP TIME : 1:43.092		DIFFERENCE : 0.241		
LAP	SECTOR 1	SECTOR 2	LAP TIME	MPH	DIFF	TIME OF DAY
1 -		44.675	1:49.661	71.56	6.569	13:09:09.375
2 -	<b>58.978</b>	44.709	1:43.687	75.68	0.595	13:10:53.062
3 -	59.086	45.112	1:44.198	75.31	1.106	13:12:37.260
4 -	59.116	44.930	1:44.046	75.42	0.954	13:14:21.306
5 -	59.077	44.330	1:43.407 (2)	75.89	0.315	13:16:04.713
6 -	59.409	44.547	1:43.956	75.49	0.864	13:17:48.669
7 -	59.219	<b>43.873</b>	<b>1:43.092 (1)</b>	<b>76.12</b>		<b>13:19:31.761</b>
8 -	59.506	44.150	1:43.656 (3)	75.71	0.564	13:21:15.417

P3 58 F1 KIRK / RYDER		LCR Yamaha -				
IDEAL LAP TIME : 1:40.058		BEST LAP TIME : 1:40.058		DIFFERENCE : 0.000		
LAP	SECTOR 1	SECTOR 2	LAP TIME	MPH	DIFF	TIME OF DAY
1 -		42.451	1:47.382	73.08	7.324	13:09:07.096
2 -	<b>57.781</b>	<b>42.277</b>	<b>1:40.058 (1)</b>	<b>78.43</b>		<b>13:10:47.154</b>
3 -	59.692	44.151	1:43.843 (2)	75.57	3.785	13:12:30.997
4 -	1:01.063	44.307	1:45.370	74.48	5.312	13:14:16.367
5 -	1:00.093	45.161	1:45.254 (3)	74.56	5.196	13:16:01.621
6 -	1:01.430	44.963	1:46.393	73.76	6.335	13:17:48.014
7 -	1:01.111	44.904	1:46.015	74.02	5.957	13:19:34.029
8 -	1:01.724	45.385	1:47.109	73.27	7.051	13:21:21.138

P4 117 F1 POTTINGER / DODD		LCR YAMAHA - GB Precision Eng/Opal Fabrication				
IDEAL LAP TIME : 1:44.642		BEST LAP TIME : 1:44.642		DIFFERENCE : 0.000		
LAP	SECTOR 1	SECTOR 2	LAP TIME	MPH	DIFF	TIME OF DAY
1 -		44.839	1:50.816	70.82	6.174	13:09:10.530
2 -	1:00.918	44.754	1:45.672	74.26	1.030	13:10:56.202
3 -	1:00.475	44.438	1:44.913 (2)	74.80	0.271	13:12:41.115
4 -	1:00.579	44.623	1:45.202	74.59	0.560	13:14:26.317
5 -	1:00.559	44.379	1:44.938 (3)	74.78	0.296	13:16:11.255
6 -	1:01.100	44.417	1:45.517	74.37	0.875	13:17:56.772
7 -	<b>1:00.371</b>	<b>44.271</b>	<b>1:44.642 (1)</b>	<b>74.99</b>		<b>13:19:41.414</b>
8 -	1:00.493	45.373	1:45.866	74.13	1.224	13:21:27.280

P5 62 F1 WRIGHT / BAILEY		RYDE YAMAHA - Stainless Steel Designs Ltd.				
IDEAL LAP TIME : 1:44.385		BEST LAP TIME : 1:44.385		DIFFERENCE : 0.000		
LAP	SECTOR 1	SECTOR 2	LAP TIME	MPH	DIFF	TIME OF DAY
1 -		46.361	1:57.139	66.99	12.754	13:09:16.853
2 -	1:02.608	46.621	1:49.229	71.84	4.844	13:11:06.082
3 -	1:02.162	47.128	1:49.290	71.80	4.905	13:12:55.372
4 -	1:00.528	45.444	1:45.972 (3)	74.05	1.587	13:14:41.344
5 -	1:00.011	45.213	1:45.224 (2)	74.58	0.839	13:16:26.568
6 -	<b>59.546</b>	<b>44.839</b>	<b>1:44.385 (1)</b>	<b>75.18</b>		<b>13:18:10.953</b>
7 -	59.925	46.607	1:46.532	73.66	2.147	13:19:57.485
8 -	1:00.860	46.331	1:47.191	73.21	2.806	13:21:44.676

# BMCRC - MRO Championships 2022 - Rnd 5 @ Cadwell Park

## BMCRC-RKB F1 & F2 Sidecars

### RACE 10 - SECTOR ANALYSIS



SECTOR 1 = FL to I1, SECTOR 2 = I1 to FL, DIFF = Difference To Personal Best Lap, P = Crossed Finish Line in Pit Lane, D = Time Disallowed

P6		23 F2		J SAUNDERS / R SAUNDERS		Baker HONDA - Vacuum & Pressure Leeds	
IDEAL LAP TIME : 1:47.495		BEST LAP TIME : 1:47.608		DIFFERENCE : 0.113			
LAP	SECTOR 1	SECTOR 2	LAP TIME	MPH	DIFF	TIME OF DAY	
1 -		45.671	1:53.252	69.29	5.644	13:09:12.966	
2 -	1:02.373	46.015	1:48.388 (3)	72.40	0.780	13:11:01.354	
3 -	1:02.436	46.394	1:48.830	72.11	1.222	13:12:50.184	
4 -	1:02.270	46.417	1:48.687	72.20	1.079	13:14:38.871	
5 -	1:02.368	46.537	1:48.905	72.06	1.297	13:16:27.776	
6 -	1:02.179	<b>45.429</b>	<b>1:47.608 (1)</b>	<b>72.93</b>		<b>13:18:15.384</b>	
7 -	1:02.473	45.943	1:48.416	72.38	0.808	13:20:03.800	
8 -	<b>1:02.066</b>	45.609	1:47.675 (2)	72.88	0.067	13:21:51.475	

P7		22 F2		PEARSON / PARKER		LCR SUZUKI -	
IDEAL LAP TIME : 1:46.218		BEST LAP TIME : 1:46.218		DIFFERENCE : 0.000			
LAP	SECTOR 1	SECTOR 2	LAP TIME	MPH	DIFF	TIME OF DAY	
1 -		47.314	1:57.912	66.55	11.694	13:09:17.626	
2 -	1:01.582	46.999	1:48.581	72.27	2.363	13:11:06.207	
3 -	1:02.043	47.633	1:49.676	71.55	3.458	13:12:55.883	
4 -	1:01.376	46.978	1:48.354 (3)	72.42	2.136	13:14:44.237	
5 -	1:02.450	45.958	1:48.408	72.39	2.190	13:16:32.645	
6 -	<b>1:01.082</b>	<b>45.136</b>	<b>1:46.218 (1)</b>	<b>73.88</b>		<b>13:18:18.863</b>	
7 -	1:01.747	45.549	1:47.296 (2)	73.14	1.078	13:20:06.159	
8 -	1:03.670	46.755	1:50.425	71.07	4.207	13:21:56.584	

P8		73 F2		GOODIER / STONE		LCR F2 - Rowtec ltd	
IDEAL LAP TIME : 1:47.835		BEST LAP TIME : 1:47.835		DIFFERENCE : 0.000			
LAP	SECTOR 1	SECTOR 2	LAP TIME	MPH	DIFF	TIME OF DAY	
1 -		47.271	1:57.999	66.50	10.164	13:09:17.713	
2 -	1:03.438	46.576	1:50.014	71.33	2.179	13:11:07.727	
3 -	1:04.131	46.170	1:50.301	71.15	2.466	13:12:58.028	
4 -	1:03.265	45.813	1:49.078 (2)	71.94	1.243	13:14:47.106	
5 -	1:03.972	45.605	1:49.577 (3)	71.62	1.742	13:16:36.683	
6 -	1:03.574	47.151	1:50.725	70.87	2.890	13:18:27.408	
7 -	<b>1:03.146</b>	<b>44.689</b>	<b>1:47.835 (1)</b>	<b>72.77</b>		<b>13:20:15.243</b>	
8 -	1:03.298	47.013	1:50.311	71.14	2.476	13:22:05.554	

P9		121 F1		LAWRENCE / HUGHES		LCR YAMAHA - highfield transport, JHM autos	
IDEAL LAP TIME : 1:48.150		BEST LAP TIME : 1:48.243		DIFFERENCE : 0.093			
LAP	SECTOR 1	SECTOR 2	LAP TIME	MPH	DIFF	TIME OF DAY	
1 -		46.644	1:58.853	66.03	10.610	13:09:18.567	
2 -	1:02.797	46.582	1:49.379	71.75	1.136	13:11:07.946	
3 -	1:02.248	46.138	1:48.386	72.40	0.143	13:12:56.332	
4 -	<b>1:02.240</b>	46.004	1:48.244 (2)	72.50	0.001	13:14:44.576	
5 -	1:02.439	45.945	1:48.384 (3)	72.40	0.141	13:16:32.960	
6 -	1:04.341	47.020	1:51.361	70.47	3.118	13:18:24.321	
7 -	1:02.333	<b>45.910</b>	<b>1:48.243 (1)</b>	<b>72.50</b>		<b>13:20:12.564</b>	
8 -	1:06.457	50.921	1:57.378	66.86	9.135	13:22:09.942	

P10		95 F2		REMNANT / TILLEY		Lumley KAWASAKI -	
IDEAL LAP TIME : 1:48.115		BEST LAP TIME : 1:48.312		DIFFERENCE : 0.197			
LAP	SECTOR 1	SECTOR 2	LAP TIME	MPH	DIFF	TIME OF DAY	
1 -		46.362	1:56.386	67.43	8.074	13:09:16.100	
2 -	1:02.844	46.670	1:49.514 (3)	71.66	1.202	13:11:05.614	
3 -	<b>1:02.307</b>	46.005	<b>1:48.312 (1)</b>	<b>72.45</b>		<b>13:12:53.926</b>	
4 -	1:02.629	46.997	1:49.626	71.58	1.314	13:14:43.552	
5 -	1:02.920	<b>45.808</b>	1:48.728 (2)	72.18	0.416	13:16:32.280	
6 -	1:04.912	50.060	1:54.972	68.26	6.660	13:18:27.252	
7 -	1:07.416	48.508	1:55.924	67.70	7.612	13:20:23.176	
8 -	1:06.949	48.397	1:55.346	68.03	7.034	13:22:18.522	

# BMCRC - MRO Championships 2022 - Rnd 5 @ Cadwell Park

## BMCRC-RKB F1 & F2 Sidecars

### RACE 10 - SECTOR ANALYSIS



SECTOR 1 = FL to I1, SECTOR 2 = I1 to FL, DIFF = Difference To Personal Best Lap, P = Crossed Finish Line in Pit Lane, D = Time Disallowed

<b>P11</b>	<b>38 F2</b>	<b>MOSS / GEDDES</b>	Shelbourne YAMAHA - LifeSafety Motorsport - Char			
IDEAL LAP TIME : 1:50.058		BEST LAP TIME : 1:50.309		DIFFERENCE : 0.251		

LAP	SECTOR 1	SECTOR 2	LAP TIME	MPH	DIFF	TIME OF DAY
1 -		48.631	2:02.888	63.86	12.579	13:09:22.602
2 -	1:04.209	46.299	1:50.508 (2)	71.01	0.199	13:11:13.110
3 -	1:04.073	46.515	1:50.588 (3)	70.96	0.279	13:13:03.698
<b>4 -</b>	<b>1:04.051</b>	<b>46.258</b>	<b>1:50.309 (1)</b>	<b>71.14</b>		<b>13:14:54.007</b>
5 -	1:03.930	46.677	1:50.607	70.95	0.298	13:16:44.614
6 -	1:04.698	47.183	1:51.881	70.14	1.572	13:18:36.495
7 -	1:04.225	47.102	1:51.327	70.49	1.018	13:20:27.822
8 -	<b>1:03.800</b>	48.070	1:51.870	70.15	1.561	13:22:19.692

<b>P12</b>	<b>65 F1</b>	<b>FAIERS / PLUCKROSE</b>	Windle YAMAHA - AWracing ltd			
IDEAL LAP TIME : 1:49.347		BEST LAP TIME : 1:49.347		DIFFERENCE : 0.000		

LAP	SECTOR 1	SECTOR 2	LAP TIME	MPH	DIFF	TIME OF DAY
1 -		47.965	2:03.678	63.45	14.331	13:09:23.392
2 -	1:05.443	46.708	1:52.151	69.97	2.804	13:11:15.543
3 -	1:04.710	46.320	1:51.030	70.68	1.683	13:13:06.573
4 -	1:05.443	45.852	1:51.295	70.51	1.948	13:14:57.868
5 -	1:05.339	45.856	1:51.195	70.57	1.848	13:16:49.063
6 -	1:05.203	45.765	1:50.968 (3)	70.72	1.621	13:18:40.031
7 -	1:05.099	45.811	1:50.910 (2)	70.76	1.563	13:20:30.941
<b>8 -</b>	<b>1:03.736</b>	<b>45.611</b>	<b>1:49.347 (1)</b>	<b>71.77</b>		<b>13:22:20.288</b>

<b>P13</b>	<b>67 F1</b>	<b>JEFFREY / ELSNOR</b>	Windle - MJP racing			
IDEAL LAP TIME : 1:52.501		BEST LAP TIME : 1:54.161		DIFFERENCE : 1.660		

LAP	SECTOR 1	SECTOR 2	LAP TIME	MPH	DIFF	TIME OF DAY
1 -		47.744	2:03.046	63.78	8.885	13:09:22.760
<b>2 -</b>	<b>1:05.614</b>	48.547	<b>1:54.161 (1)</b>	<b>68.74</b>		<b>13:11:16.921</b>
3 -	1:08.379	47.354	1:55.733 (2)	67.81	1.572	13:13:12.654
4 -	1:08.646	47.339	1:55.985 (3)	67.66	1.824	13:15:08.639
5 -	1:09.392	47.164	1:56.556	67.33	2.395	13:17:05.195
6 -	1:09.065	46.970	1:56.035	67.63	1.874	13:19:01.230
7 -	1:10.180	<b>46.887</b>	1:57.067	67.03	2.906	13:20:58.297

<b>P14</b>	<b>19 F1</b>	<b>MACBRIDE / THOMPSON</b>	LCR SUZUKI - Lifesafety Motorsport			
IDEAL LAP TIME : 2:04.810		BEST LAP TIME : 2:05.525		DIFFERENCE : 0.715		

LAP	SECTOR 1	SECTOR 2	LAP TIME	MPH	DIFF	TIME OF DAY
1 -		<b>52.168</b>	2:11.470	59.69	5.945	13:09:31.184
2 -	1:13.307	53.016	2:06.323 (2)	62.12	0.798	13:11:37.507
<b>3 -</b>	<b>1:12.656</b>	52.869	<b>2:05.525 (1)</b>	<b>62.52</b>		<b>13:13:43.032</b>
4 -	<b>1:12.642</b>	54.490	2:07.132	61.73	1.607	13:15:50.164
5 -	1:13.694	52.722	2:06.416 (3)	62.08	0.891	13:17:56.580
6 -	1:13.463	53.947	2:07.410	61.59	1.885	13:20:03.990
7 -	1:13.443	53.250	2:06.693	61.94	1.168	13:22:10.683

<b>P15</b>	<b>11 F2</b>	<b>GILBERT / PITT</b>	Shelbourne HONDA - West Ewell fencing			
IDEAL LAP TIME : 1:46.169		BEST LAP TIME : 1:46.206		DIFFERENCE : 0.037		

LAP	SECTOR 1	SECTOR 2	LAP TIME	MPH	DIFF	TIME OF DAY
1 -		45.480	1:53.665	69.04	7.459	13:09:13.379
<b>2 -</b>	1:00.967	<b>45.239</b>	<b>1:46.206 (1)</b>	<b>73.89</b>		<b>13:10:59.585</b>
3 -	<b>1:00.930</b>	46.086	1:47.016 (2)	73.33	0.810	13:12:46.601

# BMCRC - MRO Championships 2022 - Rnd 5 @ Cadwell Park

## BMCRC-RKB F1 & F2 Sidecars

### RACE 10 - BEST SECTORS

SECTOR 1				SECTOR 2				IDEAL / BEST COMPARISON				
POS	NO	NAME	TIME	NO	NAME	TIME	POS	NO	NAME	IDEAL	BEST	DIFF
									<b>PERFECT LAP 1:39.456</b>			
1	91	WILLIAMS / HILDIGE	<b>57.488</b>	91	WILLIAMS / HILDIGE	<b>41.968</b>	1	91	WILLIAMS / HILDIGE	1:39.456	1:39.608	0.152
2	58	KIRK / RYDER	<b>57.781</b>	58	KIRK / RYDER	<b>42.277</b>	2	58	KIRK / RYDER	1:40.058	1:40.058	0.000
3	69	LAMBERT / JEVANS	<b>58.978</b>	69	LAMBERT / JEVANS	<b>43.873</b>	3	69	LAMBERT / JEVANS	1:42.851	1:43.092	0.241
4	62	WRIGHT / BAILEY	<b>59.546</b>	<sup>117</sup>	POTTINGER / DODD	<b>44.271</b>	4	62	WRIGHT / BAILEY	1:44.385	1:44.385	0.000
5	<sup>117</sup>	POTTINGER / DODD	<b>1:00.371</b>	73	GOODIER / STONE	<b>44.689</b>	5	<sup>117</sup>	POTTINGER / DODD	1:44.642	1:44.642	0.000
6	11	GILBERT / PITT	<b>1:00.930</b>	62	WRIGHT / BAILEY	<b>44.839</b>	6	11	GILBERT / PITT	1:46.169	1:46.206	0.037
7	22	PEARSON / PARKER	<b>1:01.082</b>	22	PEARSON / PARKER	<b>45.136</b>	7	22	PEARSON / PARKER	1:46.218	1:46.218	0.000
8	23	J SAUNDERS / R SAUNDERS	<b>1:02.066</b>	11	GILBERT / PITT	<b>45.239</b>	8	23	J SAUNDERS / R SAUNDERS	1:47.495	1:47.608	0.113
9	<sup>121</sup>	LAWRENCE / HUGHES	<b>1:02.240</b>	23	J SAUNDERS / R SAUNDERS	<b>45.429</b>	9	73	GOODIER / STONE	1:47.835	1:47.835	0.000
10	95	REMNANT / TILLEY	<b>1:02.307</b>	65	FAIERS / PLUCKROSE	<b>45.611</b>	10	95	REMNANT / TILLEY	1:48.115	1:48.312	0.197
11	73	GOODIER / STONE	<b>1:03.146</b>	95	REMNANT / TILLEY	<b>45.808</b>	11	<sup>121</sup>	LAWRENCE / HUGHES	1:48.150	1:48.243	0.093
12	65	FAIERS / PLUCKROSE	<b>1:03.736</b>	<sup>121</sup>	LAWRENCE / HUGHES	<b>45.910</b>	12	65	FAIERS / PLUCKROSE	1:49.347	1:49.347	0.000
13	38	MOSS / GEDDES	<b>1:03.800</b>	38	MOSS / GEDDES	<b>46.258</b>	13	38	MOSS / GEDDES	1:50.058	1:50.309	0.251
14	67	JEFFREY / ELSNOR	<b>1:05.614</b>	67	JEFFREY / ELSNOR	<b>46.887</b>	14	67	JEFFREY / ELSNOR	1:52.501	1:54.161	1.660
15	19	MACBRIDE / THOMPSON	<b>1:12.642</b>	19	MACBRIDE / THOMPSON	<b>52.168</b>	15	19	MACBRIDE / THOMPSON	2:04.810	2:05.525	0.715
16												



# BMCRC - MRO Championships 2022 - Rnd 5 @ Cadwell Park

## BMCRC-RKB F1 & F2 Sidecars

### RACE 10 - STATISTICS

**Competitors Started** 16  
**Planned Start** 2022-06-26 @ 12:50:00.000  
**Actual Start** 2022-06-26 @ 13:07:19.713  
**Finish Time** 2022-06-26 @ 13:20:53.892  
**Track Length** 2.1800mi.  
**Total Laps** 113  
**Total Distance Covered** 246.3421mi.

#### Session Fastest Lap History

NO	CL	NAME	LAP TIME	TIME OF DAY	LAP	VEHICLE
91	F1	WILLIAMS / HILDIGE	1:39.753	13:10:44.328	2	LCR Yamaha
91	F1	WILLIAMS / HILDIGE	1:39.608	13:12:23.936	3	LCR Yamaha

#### Session Leader History

NO	CL	NAME	FROM LAP	LAPS LED	DISTANCE	VEHICLE
91	F1	WILLIAMS / HILDIGE	1	8	17.44 miles	LCR Yamaha

#### Flag History

TYPE	TIME OF DAY
GREEN	13:07:19.713
FINISH	13:20:53.892

#### Flag Statistics

TYPE	COUNT	TOTAL LAPS	TOTAL TIME
Green	1	8	15:06.009
Red	0	0	0.000
Safety Car	0	0	0.000
FCY	0	0	0.000

# BMCRC - MRO Championships 2022 - Rnd 5 @ Cadwell Park

## BMCRC-RKB F1 & F2 Sidecars

### RACE 10 - STATISTICS

CLASS : F1

9 Starters

#### Fastest Lap History

NO	NAME	LAP TIME	TIME OF DAY	LAP	VEHICLE
91	WILLIAMS / HILDIGE	1:39.753	13:10:44.328	2	LCR Yamaha
91	WILLIAMS / HILDIGE	1:39.608	13:12:23.936	3	LCR Yamaha

#### Leader History

NO	NAME	FROM LAP	LAPS LED	DISTANCE	VEHICLE
91	WILLIAMS / HILDIGE	1	8	17.44 miles	LCR Yamaha

# BMCRC - MRO Championships 2022 - Rnd 5 @ Cadwell Park

## BMCRC-RKB F1 & F2 Sidecars

### RACE 10 - STATISTICS

CLASS : F2

7 Starters

#### Fastest Lap History

NO	NAME	LAP TIME	TIME OF DAY	LAP	VEHICLE
69	LAMBERT / JEVANS	1:43.687	13:10:53.078	2	Honda LCR
69	LAMBERT / JEVANS	1:43.407	13:16:04.729	5	Honda LCR
69	LAMBERT / JEVANS	1:43.092	13:19:31.776	7	Honda LCR

#### Leader History

NO	NAME	FROM LAP	LAPS LED	DISTANCE	VEHICLE
69	LAMBERT / JEVANS	1	8	17.44 miles	Honda LCR



## BMCRC - MRO Championships 2022 - Rnd 5 @ Cadwell Park

### BMCRC-RKB F1 & F2 Sidecars

### RACE 20 - GRID (8 Laps)

ROW 9	17	136	EDWARDS / HART	18	61	FORREST / McCAULEY				
ROW 8			1:54.161	15	67	JEFFREY / ELSNOR	2:05.525	16	19	MACBRIDE / THOMPSON
ROW 7	13	28	KING / SIGSWORTH	14	38	MOSS / GEDDES	1:50.309			
ROW 6			1:48.312	11	95	REMNANT / TILLEY	1:49.347	12	65	FAIERS / PLUCKROSE
ROW 5	9	73	GOODIER / STONE	1:47.835	10	121	LAWRENCE / HUGHES	1:48.243		
ROW 4			1:46.218	7	22	PEARSON / PARKER	1:47.608	8	23	J SAUNDERS / R SAUNDERS
ROW 3	5	117	POTTINGER / DODD	1:44.642	6	11	GILBERT / PITT	1:46.206		
ROW 2			1:43.092	3	69	LAMBERT / JEVANS	1:44.385	4	62	WRIGHT / BAILEY
ROW 1	1	91	WILLIAMS / HILDIGE	1:39.608	2	58	KIRK / RYDER	1:40.058		
<b>Pole</b>										

Cadwell Park: 2.1800 miles

These results are provisional until the conclusion of any judicial and technical matters.

Clerk Of Course :	Stewards :	Timekeeper : Sarah Evans
-------------------	------------	--------------------------

Results can be found at [www.tsl-timing.com](http://www.tsl-timing.com)

Printed - 13:27 Sunday, 26 June 2022





### BMCRC - MRO Championships 2022 - Rnd 5 @ Cadwell Park

### BMCRC-RKB F1 & F2 Sidecars

### RACE 20 - CLASSIFICATION

POS	NO	CL	PIC NAME	ENTRY	LAPS	TIME	GAP	DIFF	MPH	BEST	ON
1	58	F1	1 KIRK / RYDER	LCR Yamaha -	6	10:11.276			77.03	1:40.299	6
2	69	F2	1 LAMBERT / JEVANS	Honda LCR - graham anne ward	6	10:32.858	21.582	21.582	74.40	1:43.856	2
3	117	F1	2 POTTINGER / DODD	LCR YAMAHA - GB Precision Eng/Opal Fabrication	6	10:43.579	32.303	10.721	73.16	1:44.511	3
4	11	F2	2 GILBERT / PITT	Shelbourne HONDA - West Ewell fencing	6	10:45.196	33.920	1.617	72.98	1:45.773	2
5	23	F2	3 J SAUNDERS / R SAUNDERS	Baker HONDA - Vacuum & Pressure Leeds	6	10:50.286	39.010	5.090	72.41	1:45.432	6
6	22	F2	4 PEARSON / PARKER	LCR SUZUKI -	6	10:50.547	39.271	0.261	72.38	1:45.298	5
7	62	F1	3 WRIGHT / BAILEY	RYDE YAMAHA - Stainless Steel Designs Ltd.	6	10:58.812	47.536	8.265	71.47	1:46.702	5
8	38	F2	5 MOSS / GEDDES	Shelbourne YAMAHA - LifeSafety Motorsport - Cha	6	11:10.178	58.902	11.366	70.26	1:49.129	2
9	67	F1	4 JEFFREY / ELSNOR	Windle - MJP racing	6	11:12.195	1:00.919	2.017	70.05	1:49.513	2
10	65	F1	5 FAIERS / PLUCKROSE	Windle YAMAHA - AWracing ltd	6	11:14.200	1:02.924	2.005	69.84	1:49.065	5
11	19	F1	6 MACBRIDE / THOMPSON	LCR SUZUKI - Lifesafety Motorsport	5	10:41.228	1 Lap	1 Lap	61.19	2:06.890	5

#### NOT CLASSIFIED

DNF	95	F2	REMNANT / TILLEY	Lumley KAWASAKI -	3	5:37.927	3 Laps	2 Laps	69.67	1:49.099	2
-----	----	----	------------------	-------------------	---	----------	--------	--------	-------	----------	---

#### FASTEST LAP

58	F1	KIRK / RYDER	LCR Yamaha -	6	1:40.299	78.24 mph	125.92 kph
69	F2	LAMBERT / JEVANS	Honda LCR - graham anne ward	2	1:43.856	75.56 mph	121.61 kph

Class F1 - 92.5% of Race Speed = 71.25 mph

Class F2 - 92.5% of Race Speed = 68.82 mph

Race Distance: 6 Laps / 13.08 miles

Cadwell Park: 2.1800 miles

Date: 26/06/2022 Start: 17:56 Finish: 18:07

Weather / Track : Cloudy / Dry

These results are provisional until the conclusion of any judicial and technical matters.

Clerk Of Course :	Stewards :	Timekeeper : Sarah Evans
-------------------	------------	--------------------------

Results can be found at [www.tsl-timing.com](http://www.tsl-timing.com)

Printed - 18:08 Sunday, 26 June 2022



# BMCRC - MRO Championships 2022 - Rnd 5 @ Cadwell Park

## BMCRC-RKB F1 & F2 Sidecars

### RACE 20 - LAP CHART

#### LAP 1 @ 17:58:39.082

NO	BEHIND	LAP TIME
58		1:47.739
69	1.664	1:49.403
11	4.108	1:51.847
117	7.393	1:55.132
62	7.833	1:55.572
23	8.023	1:55.762
22	9.100	1:56.839
95	10.652	1:58.391
38	11.627	1:59.366
67	12.273	2:00.012
65	12.916	2:00.655
19	24.005	2:11.744

#### LAP 2 @ 18:00:19.415

NO	BEHIND	LAP TIME
58		1:40.333
69	5.187	1:43.856
11	9.548	1:45.773
117	12.176	1:45.116
23	14.960	1:47.270
22	15.779	1:47.012
62	17.760	1:50.260
95	19.418	1:49.099
38	20.423	1:49.129
67	21.453	1:49.513
65	24.035	1:51.452
19	50.848	2:07.176

#### LAP 3 @ 18:01:59.844

NO	BEHIND	LAP TIME
58		1:40.429
69	9.011	1:44.253
11	15.285	1:46.166
117	16.258	1:44.511
23	22.051	1:47.520
22	22.239	1:46.889
62	26.996	1:49.665
95	29.426	1:50.437
38	30.201	1:50.207
67	31.832	1:50.808
65	34.564	1:50.958
19	1:18.780	2:08.361

#### LAP 4 @ 18:03:40.546

NO	BEHIND	LAP TIME
58		1:40.702
69	12.842	1:44.533
11	21.010	1:46.427
117	21.048	1:45.492
22	28.465	1:46.928
23	29.100	1:47.751
62	35.795	1:49.501
38	39.162	1:49.663
67	42.022	1:50.892
65	45.300	1:51.438

#### LAP 5 @ 18:05:22.320

NO	BEHIND	LAP TIME
58		1:41.774
19	1 Lap	2:07.057

69	15.677	1:44.609
11	26.483	1:47.247
117	26.747	1:47.473
22	31.989	1:45.298
23	33.877	1:46.551
62	40.723	1:46.702
38	47.987	1:50.599
67	50.768	1:50.520
65	52.591	1:49.065

#### LAP 6 @ 18:07:02.619

NO	BEHIND	LAP TIME
58		1:40.299
69	21.582	1:46.204
19	1 Lap	2:06.890
117	32.303	1:45.855
11	33.920	1:47.736
23	39.010	1:45.432
22	39.271	1:47.581
62	47.536	1:47.112
38	58.902	1:51.214
67	1:00.919	1:50.450
65	1:02.924	1:50.632

# BMCRC - MRO Championships 2022 - Rnd 5 @ Cadwell Park

## BMCRC-RKB F1 & F2 Sidecars

### RACE 20 - SECTOR ANALYSIS



SECTOR 1 = FL to I1, SECTOR 2 = I1 to FL, DIFF = Difference To Personal Best Lap, P = Crossed Finish Line in Pit Lane, D = Time Disallowed

P1 58 F1		KIRK / RYDER		LCR Yamaha -		
IDEAL LAP TIME : 1:40.079		BEST LAP TIME : 1:40.299		DIFFERENCE : 0.220		
LAP	SECTOR 1	SECTOR 2	LAP TIME	MPH	DIFF	TIME OF DAY
1 -		43.229	1:47.739	72.84	7.440	17:58:39.082
2 -	57.899	<b>42.434</b>	1:40.333 (2)	78.22	0.034	18:00:19.415
3 -	57.769	42.660	1:40.429 (3)	78.14	0.130	18:01:59.844
4 -	57.981	42.721	1:40.702	77.93	0.403	18:03:40.546
5 -	57.860	43.914	1:41.774	77.11	1.475	18:05:22.320
6 -	<b>57.645</b>	42.654	<b>1:40.299 (1)</b>	<b>78.24</b>		<b>18:07:02.619</b>

P2 69 F2		LAMBERT / JEVANS		Honda LCR - graham anne ward		
IDEAL LAP TIME : 1:43.847		BEST LAP TIME : 1:43.856		DIFFERENCE : 0.009		
LAP	SECTOR 1	SECTOR 2	LAP TIME	MPH	DIFF	TIME OF DAY
1 -		<b>44.608</b>	1:49.403	71.73	5.547	17:58:40.746
2 -	<b>59.239</b>	44.617	<b>1:43.856 (1)</b>	<b>75.56</b>		<b>18:00:24.602</b>
3 -	59.268	44.985	1:44.253 (2)	75.27	0.397	18:02:08.855
4 -	59.840	44.693	1:44.533 (3)	75.07	0.677	18:03:53.388
5 -	59.706	44.903	1:44.609	75.02	0.753	18:05:37.997
6 -	1:00.779	45.425	1:46.204	73.89	2.348	18:07:24.201

P3 117 F1		POTTINGER / DODD		LCR YAMAHA - GB Precision Eng/Opal Fabrication		
IDEAL LAP TIME : 1:44.511		BEST LAP TIME : 1:44.511		DIFFERENCE : 0.000		
LAP	SECTOR 1	SECTOR 2	LAP TIME	MPH	DIFF	TIME OF DAY
1 -		45.946	1:55.132	68.16	10.621	17:58:46.475
2 -	1:00.561	44.555	1:45.116 (2)	74.66	0.605	18:00:31.591
3 -	<b>1:00.198</b>	<b>44.313</b>	<b>1:44.511 (1)</b>	<b>75.09</b>		<b>18:02:16.102</b>
4 -	<b>1:00.198</b>	45.294	1:45.492 (3)	74.39	0.981	18:04:01.594
5 -	1:01.807	45.666	1:47.473	73.02	2.962	18:05:49.067
6 -	1:00.963	44.892	1:45.855	74.13	1.344	18:07:34.922

P4 11 F2		GILBERT / PITT		Shelbourne HONDA - West Ewell fencing		
IDEAL LAP TIME : 1:45.773		BEST LAP TIME : 1:45.773		DIFFERENCE : 0.000		
LAP	SECTOR 1	SECTOR 2	LAP TIME	MPH	DIFF	TIME OF DAY
1 -		45.628	1:51.847	70.16	6.074	17:58:43.190
2 -	<b>1:00.468</b>	<b>45.305</b>	<b>1:45.773 (1)</b>	<b>74.19</b>		<b>18:00:28.963</b>
3 -	1:00.783	45.383	1:46.166 (2)	73.92	0.393	18:02:15.129
4 -	1:00.705	45.722	1:46.427 (3)	73.74	0.654	18:04:01.556
5 -	1:01.549	45.698	1:47.247	73.17	1.474	18:05:48.803
6 -	1:01.368	46.368	1:47.736	72.84	1.963	18:07:36.539

P5 23 F2		J SAUNDERS / R SAUNDERS		Baker HONDA - Vacuum & Pressure Leeds		
IDEAL LAP TIME : 1:45.432		BEST LAP TIME : 1:45.432		DIFFERENCE : 0.000		
LAP	SECTOR 1	SECTOR 2	LAP TIME	MPH	DIFF	TIME OF DAY
1 -		45.809	1:55.762	67.79	10.330	17:58:47.105
2 -	1:01.668	45.602	1:47.270 (3)	73.16	1.838	18:00:34.375
3 -	1:01.551	45.969	1:47.520	72.99	2.088	18:02:21.895
4 -	1:02.662	45.089	1:47.751	72.83	2.319	18:04:09.646
5 -	1:01.273	45.278	1:46.551 (2)	73.65	1.119	18:05:56.197
6 -	<b>1:00.675</b>	<b>44.757</b>	<b>1:45.432 (1)</b>	<b>74.43</b>		<b>18:07:41.629</b>

P6 22 F2		PEARSON / PARKER		LCR SUZUKI -		
IDEAL LAP TIME : 1:45.298		BEST LAP TIME : 1:45.298		DIFFERENCE : 0.000		
LAP	SECTOR 1	SECTOR 2	LAP TIME	MPH	DIFF	TIME OF DAY
1 -		46.454	1:56.839	67.16	11.541	17:58:48.182
2 -	1:01.904	45.108	1:47.012	73.33	1.714	18:00:35.194
3 -	1:00.945	45.944	1:46.889 (2)	73.42	1.591	18:02:22.083
4 -	1:02.009	44.919	1:46.928 (3)	73.39	1.630	18:04:09.011
5 -	<b>1:00.537</b>	<b>44.761</b>	<b>1:45.298 (1)</b>	<b>74.53</b>		<b>18:05:54.309</b>
6 -	1:01.545	46.036	1:47.581	72.95	2.283	18:07:41.890

# BMCRC - MRO Championships 2022 - Rnd 5 @ Cadwell Park

## BMCRC-RKB F1 & F2 Sidecars

### RACE 20 - SECTOR ANALYSIS



SECTOR 1 = FL to I1, SECTOR 2 = I1 to FL, DIFF = Difference To Personal Best Lap, P = Crossed Finish Line in Pit Lane, D = Time Disallowed

P7 62 F1		WRIGHT / BAILEY		RYDE YAMAHA - Stainless Steel Designs Ltd.			
IDEAL LAP TIME : 1:46.702		BEST LAP TIME : 1:46.702		DIFFERENCE : 0.000			
LAP	SECTOR 1	SECTOR 2	LAP TIME	MPH	DIFF	TIME OF DAY	
1 -		46.598	1:55.572	67.90	8.870	17:58:46.915	
2 -	1:04.291	45.969	1:50.260	71.17	3.558	18:00:37.175	
3 -	1:03.315	46.350	1:49.665	71.56	2.963	18:02:26.840	
4 -	1:03.078	46.423	1:49.501 (3)	71.67	2.799	18:04:16.341	
5 -	<b>1:01.136</b>	<b>45.566</b>	<b>1:46.702 (1)</b>	<b>73.55</b>		<b>18:06:03.043</b>	
6 -	1:01.212	45.900	1:47.112 (2)	73.26	0.410	18:07:50.155	

P8 38 F2		MOSS / GEDDES		Shelbourne YAMAHA - LifeSafety Motorsport - Char			
IDEAL LAP TIME : 1:48.934		BEST LAP TIME : 1:49.129		DIFFERENCE : 0.195			
LAP	SECTOR 1	SECTOR 2	LAP TIME	MPH	DIFF	TIME OF DAY	
1 -		47.809	1:59.366	65.74	10.237	17:58:50.709	
2 -	1:02.915	46.214	<b>1:49.129 (1)</b>	<b>71.91</b>		<b>18:00:39.838</b>	
3 -	<b>1:02.782</b>	47.425	1:50.207 (3)	71.21	1.078	18:02:30.045	
4 -	1:03.511	<b>46.152</b>	1:49.663 (2)	71.56	0.534	18:04:19.708	
5 -	1:03.904	46.695	1:50.599	70.95	1.470	18:06:10.307	
6 -	1:04.332	46.882	1:51.214	70.56	2.085	18:08:01.521	

P9 67 F1		JEFFREY / ELSNOR		Windle - MJP racing			
IDEAL LAP TIME : 1:49.035		BEST LAP TIME : 1:49.513		DIFFERENCE : 0.478			
LAP	SECTOR 1	SECTOR 2	LAP TIME	MPH	DIFF	TIME OF DAY	
1 -		47.978	2:00.012	65.39	10.499	17:58:51.355	
2 -	<b>1:03.747</b>	45.766	<b>1:49.513 (1)</b>	<b>71.66</b>		<b>18:00:40.868</b>	
3 -	1:04.405	46.403	1:50.808	70.82	1.295	18:02:31.676	
4 -	1:04.989	45.903	1:50.892	70.77	1.379	18:04:22.568	
5 -	1:04.699	45.821	1:50.520 (3)	71.01	1.007	18:06:13.088	
6 -	1:05.162	<b>45.288</b>	1:50.450 (2)	71.05	0.937	18:08:03.538	

P10 65 F1		FAIERS / PLUCKROSE		Windle YAMAHA - AWracing ltd			
IDEAL LAP TIME : 1:49.050		BEST LAP TIME : 1:49.065		DIFFERENCE : 0.015			
LAP	SECTOR 1	SECTOR 2	LAP TIME	MPH	DIFF	TIME OF DAY	
1 -		47.468	2:00.655	65.04	11.590	17:58:51.998	
2 -	1:05.111	46.341	1:51.452	70.41	2.387	18:00:43.450	
3 -	1:04.636	46.322	1:50.958 (3)	70.73	1.893	18:02:34.408	
4 -	1:05.297	46.141	1:51.438	70.42	2.373	18:04:25.846	
5 -	1:03.919	<b>45.146</b>	<b>1:49.065 (1)</b>	<b>71.95</b>		<b>18:06:14.911</b>	
6 -	<b>1:03.904</b>	46.728	1:50.632 (2)	70.93	1.567	18:08:05.543	

P11 19 F1		MACBRIDE / THOMPSON		LCR SUZUKI - Lifesafety Motorsport			
IDEAL LAP TIME : 2:06.135		BEST LAP TIME : 2:06.890		DIFFERENCE : 0.755			
LAP	SECTOR 1	SECTOR 2	LAP TIME	MPH	DIFF	TIME OF DAY	
1 -		53.362	2:11.744	59.57	4.854	17:59:03.087	
2 -	1:13.986	53.190	2:07.176 (3)	61.71	0.286	18:01:10.263	
3 -	1:14.189	54.172	2:08.361	61.14	1.471	18:03:18.624	
4 -	1:13.887	<b>53.170</b>	2:07.057 (2)	61.76	0.167	18:05:25.681	
5 -	<b>1:12.965</b>	53.925	<b>2:06.890 (1)</b>	<b>61.84</b>		<b>18:07:32.571</b>	

P12 95 F2		REMNANT / TILLEY		Lumley KAWASAKI -			
IDEAL LAP TIME : 1:49.099		BEST LAP TIME : 1:49.099		DIFFERENCE : 0.000			
LAP	SECTOR 1	SECTOR 2	LAP TIME	MPH	DIFF	TIME OF DAY	
1 -		47.271	1:58.391	66.28	9.292	17:58:49.734	
2 -	<b>1:02.966</b>	<b>46.133</b>	<b>1:49.099 (1)</b>	<b>71.93</b>		<b>18:00:38.833</b>	
3 -	1:02.991	47.446	1:50.437 (2)	71.06	1.338	18:02:29.270	



# BMCRC - MRO Championships 2022 - Rnd 5 @ Cadwell Park

## BMCRC-RKB F1 & F2 Sidecars

### RACE 20 - BEST SECTORS

SECTOR 1			SECTOR 2			IDEAL / BEST COMPARISON						
POS	NO	NAME	TIME	NO	NAME	TIME	POS	NO	NAME	IDEAL	BEST	DIFF
1	58	KIRK / RYDER	<b>57.645</b>	58	KIRK / RYDER	<b>42.434</b>	1	58	KIRK / RYDER	1:40.079	1:40.299	0.220
2	69	LAMBERT / JEVANS	<b>59.239</b>	117	POTTINGER / DODD	<b>44.313</b>	2	69	LAMBERT / JEVANS	1:43.847	1:43.856	0.009
3	117	POTTINGER / DODD	<b>1:00.198</b>	69	LAMBERT / JEVANS	<b>44.608</b>	3	117	POTTINGER / DODD	1:44.511	1:44.511	0.000
4	11	GILBERT / PITT	<b>1:00.468</b>	23	J SAUNDERS / R SAUNDERS	<b>44.757</b>	4	22	PEARSON / PARKER	1:45.298	1:45.298	0.000
5	22	PEARSON / PARKER	<b>1:00.537</b>	22	PEARSON / PARKER	<b>44.761</b>	5	23	J SAUNDERS / R SAUNDERS	1:45.432	1:45.432	0.000
6	23	J SAUNDERS / R SAUNDERS	<b>1:00.675</b>	65	FAIERS / PLUCKROSE	<b>45.146</b>	6	11	GILBERT / PITT	1:45.773	1:45.773	0.000
7	62	WRIGHT / BAILEY	<b>1:01.136</b>	67	JEFFREY / ELSNOR	<b>45.288</b>	7	62	WRIGHT / BAILEY	1:46.702	1:46.702	0.000
8	38	MOSS / GEDDES	<b>1:02.782</b>	11	GILBERT / PITT	<b>45.305</b>	8	38	MOSS / GEDDES	1:48.934	1:49.129	0.195
9	95	REMNANT / TILLEY	<b>1:02.966</b>	62	WRIGHT / BAILEY	<b>45.566</b>	9	67	JEFFREY / ELSNOR	1:49.035	1:49.513	0.478
10	67	JEFFREY / ELSNOR	<b>1:03.747</b>	95	REMNANT / TILLEY	<b>46.133</b>	10	65	FAIERS / PLUCKROSE	1:49.050	1:49.065	0.015
11	65	FAIERS / PLUCKROSE	<b>1:03.904</b>	38	MOSS / GEDDES	<b>46.152</b>	11	95	REMNANT / TILLEY	1:49.099	1:49.099	0.000
12	19	MACBRIDE / THOMPSON	<b>1:12.965</b>	19	MACBRIDE / THOMPSON	<b>53.170</b>	12	19	MACBRIDE / THOMPSON	2:06.135	2:06.890	0.755

PERFECT LAP 1:40.079

# BMCRC - MRO Championships 2022 - Rnd 5 @ Cadwell Park

## BMCRC-RKB F1 & F2 Sidecars

### RACE 20 - STATISTICS

**Competitors Started** 12  
**Planned Start** 2022-06-26 @ 17:30:00.000  
**Actual Start** 2022-06-26 @ 17:56:51.342  
**Finish Time** 2022-06-26 @ 18:07:02.618  
**Track Length** 2.1800mi.  
**Total Laps** 68  
**Total Distance Covered** 148.2412mi.

#### Session Fastest Lap History

NO	CL	NAME	LAP TIME	TIME OF DAY	LAP	VEHICLE
58	F1	KIRK / RYDER	1:40.333	18:00:19.430	2	LCR Yamaha
58	F1	KIRK / RYDER	1:40.299	18:07:02.635	6	LCR Yamaha

#### Session Leader History

NO	CL	NAME	FROM LAP	LAPS LED	DISTANCE	VEHICLE
58	F1	KIRK / RYDER	1	6	13.08 miles	LCR Yamaha

#### Flag History

TYPE	TIME OF DAY
GREEN	17:56:51.342
FINISH	18:07:02.618

#### Flag Statistics

TYPE	COUNT	TOTAL LAPS	TOTAL TIME
Green	1	6	11:17.722
Red	0	0	0.000
Safety Car	0	0	0.000
FCY	0	0	0.000

# BMCRC - MRO Championships 2022 - Rnd 5 @ Cadwell Park

## BMCRC-RKB F1 & F2 Sidecars

### RACE 20 - STATISTICS

**CLASS : F1**

6 Starters

#### Fastest Lap History

NO	NAME	LAP TIME	TIME OF DAY	LAP	VEHICLE
58	KIRK / RYDER	1:40.333	18:00:19.430	2	LCR Yamaha
58	KIRK / RYDER	1:40.299	18:07:02.635	6	LCR Yamaha

#### Leader History

NO	NAME	FROM LAP	LAPS LED	DISTANCE	VEHICLE
58	KIRK / RYDER	1	6	13.08 miles	LCR Yamaha

# BMCRC - MRO Championships 2022 - Rnd 5 @ Cadwell Park

## BMCRC-RKB F1 & F2 Sidecars

### RACE 20 - STATISTICS

**CLASS : F2**

6 Starters

#### Fastest Lap History

NO	NAME	LAP TIME	TIME OF DAY	LAP	VEHICLE
69	LAMBERT / JEVANS	1:43.856	18:00:24.618	2	Honda LCR

#### Leader History

NO	NAME	FROM LAP	LAPS LED	DISTANCE	VEHICLE
69	LAMBERT / JEVANS	1	6	13.08 miles	Honda LCR



# **BMCRC THUNDERBIKE SPORT & EXTREME**

**Supported by Steve Jordan Motorcycles**



**BMCRC-MRO Championships - Round 5**

**Cadwell Park**

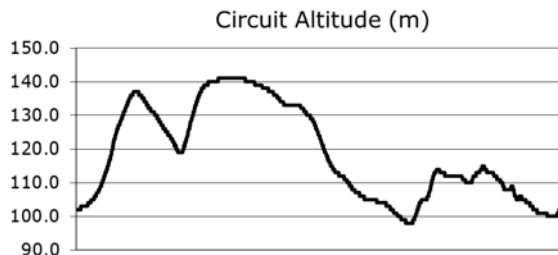
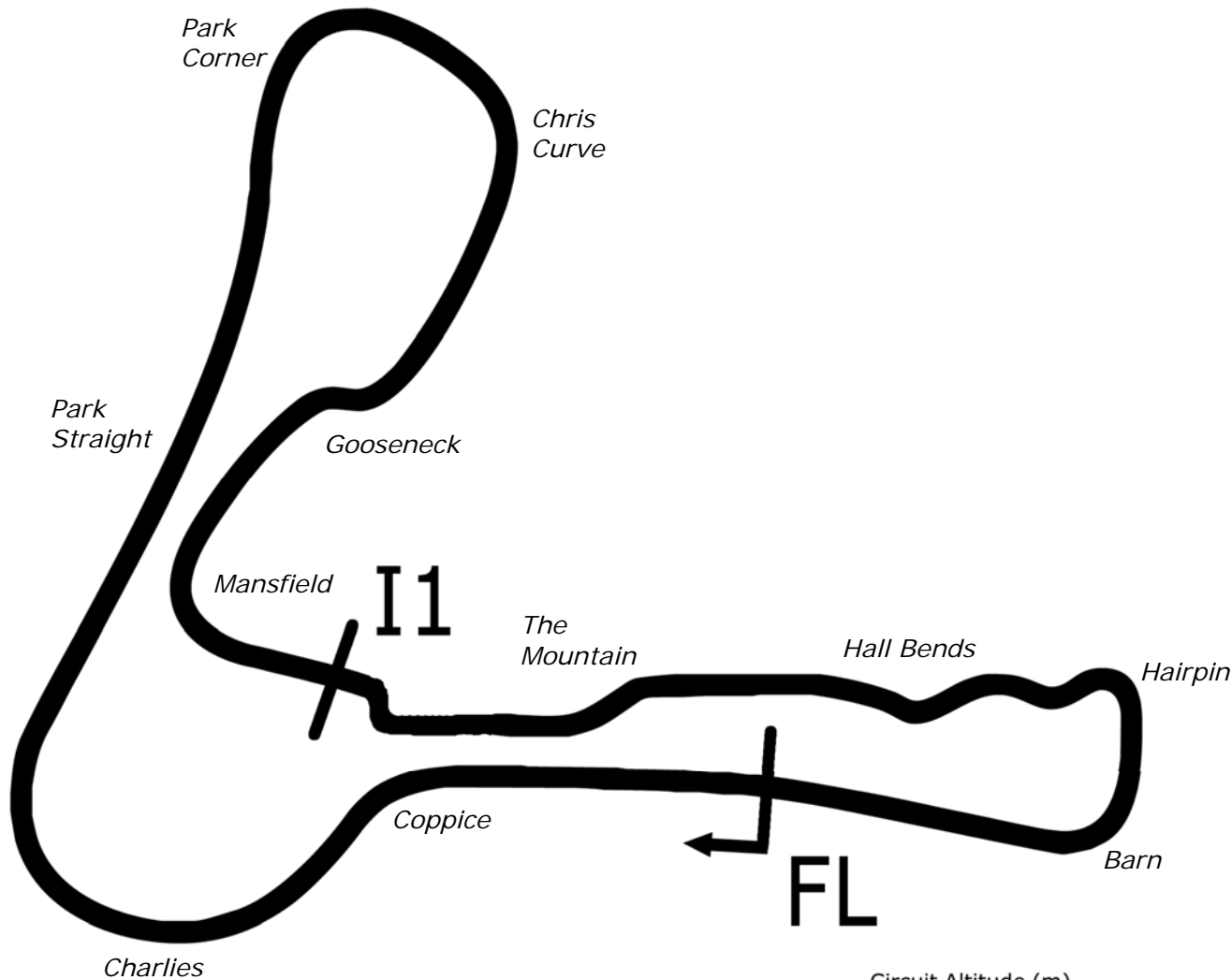
**25<sup>th</sup> / 26<sup>th</sup> June 2022**



Timing & Results Provided by Timing Solutions Ltd

[www.tsl-timing.com](http://www.tsl-timing.com)

# Cadwell Park



Length	2.1800 miles	3508.4 m	
FL		53.31024 N	0.05940 W
I1	2330m	53.30708 N	0.06270 W
Pit Entry	3472m	53.31103 N	0.05889 W
Pit Exit	0m after FL	53.31030 N	0.05940 W
Pit Entry-Pit Exit 92m, 6.6s @50kph, 5.5s @60kph			

All results available at [www.tsl-timing.com](http://www.tsl-timing.com)

# BMCRC - MRO Championships 2022 - Rnd 5 @ Cadwell Park



## BMCRC Thunderbike Sport & Extreme

### QUALIFYING - CLASSIFICATION

POS	NO	CL	PIC NAME	ENTRY	TIME	ON	LAPS	GAP	DIFF	MPH
1	240	E	1 Andy SCANLON	Ducati 996 - hel, Continental, Dads wallet	1:40.394	5	8			78.17
2	292	R	1 Tommi CALDWELL	Yamaha YZF-R6 - DART Motorsport - California Supert	1:41.662	5	6	1.268	1.268	77.19
3	81		1 Malvern MAY	Honda CBR600RR - IMP racing	1:41.791	5	7	1.397	0.129	77.09
4	77	E	2 David MAY	Suzuki GSXR 750 K1 - ELP Racing	1:42.015	3	7	1.621	0.224	76.93
5	624		2 Matthew FEDRICK	Yamaha R6 - Matthew Fedrick farriers ltd/ Palmer Race	1:42.174	4	6	1.780	0.159	76.81
6	51	E	3 Michael HOGARTH	Honda SP1 RC-51 - WHR Racing	1:42.347	5	8	1.953	0.173	76.68
7	129	E	4 Derek CRIPPS	Yamaha R1 - Kelly Cripps - Team FBR	1:43.013	7	7	2.619	0.666	76.18
8	54		3 Adam JAMISON	Yamaha R6 - Team AJR	1:43.195	4	5	2.801	0.182	76.05
9	72	R	2 Luke LAWSON	Yamaha R6 - Bloom Valley Ltd - Farm Shop & Event Ce	1:43.412	7	7	3.018	0.217	75.89
10	84		4 Ricardo BRANCO	Yamaha R6 - IMP Racing	1:43.493	7	7	3.099	0.081	75.83
11	14	E	5 Nick KILLWORTH	Aprillia RSV MILLE - Bk Everts racing	1:44.256	4	7	3.862	0.763	75.27
12	28	E	6 David SPENCER	Suzuki GSXR 600 -	1:44.987	7	7	4.593	0.731	74.75
13	43		5 Colin WALKEY	Kawasaki ZX6R G2 - ELP Racing	1:45.036	7	7	4.642	0.049	74.71
14	48		6 Shaun WALLIS	Yamaha R6 - MBC Despatch Racing	1:45.209	5	7	4.815	0.173	74.59
15	168	E	7 Ian ASHBY	TRIUMPH DAYTONA 955I - GROVE HOUSE	1:46.810	5	7	6.416	1.601	73.47
16	71		7 Colin CLUNE	Suzuki SV650 -	1:48.101	5	7	7.707	1.291	72.59
17	119	E	8 Simon HEALEY	Yamaha R1 - Popular Tyres Ltd / Pro Parts Ltd	1:48.537	2	7	8.143	0.436	72.30
18	25		8 Harrison DAY	Yamaha R6 -	1:48.882	7	7	8.488	0.345	72.07
19	6	E	9 Andrew FIRTH	Yamaha YZF-R1 - LTRmotorcycles.co.uk / Palmer Rac	1:49.367	7	7	8.973	0.485	71.75
20	116		9 Gareth FAITH	Suzuki SV650 - Sitramoto	1:52.433	2	7	12.039	3.066	69.80
21	34	R	3 Sean COOKNEY	Yamaha R6 - S34N Racing	1:54.641	5	5	14.247	2.208	68.45
22	76	R	4 Dean FARNWORTH	Honda CBR 600 RR - DMVS ltd	1:54.844	7	7	14.450	0.203	68.33
23	108	R	5 Liam ARMITAGE	Kawasaki ZX636 - LA KITCHENS	1:55.379	2	5	14.985	0.535	68.01
24	139		10 Rob MARLEY	Honda CBR600F3 - PearTree Racing	1:56.411	1	2	16.017	1.032	67.41
25	49		11 Oli CHAYTOR	Yamaha R6 - PearTree Racing	1:56.769	4	5	16.375	0.358	67.21
26	63		12 Robert BUSH	Suzuki GSXR 600 - Legacy Racing	2:01.389	3	4	20.995	4.620	64.65

Weather / Track : Sunny / Dry

Cadwell Park: 2.1800 miles

These results are provisional until the conclusion of any judicial and technical matters.

Date: 25/06/2022 Start: 10:22 Finish: 10:35

Clerk Of Course :	Stewards :	Timekeeper : Sarah Evans
-------------------	------------	--------------------------

Results can be found at [www.tsl-timing.com](http://www.tsl-timing.com)

Printed - 10:38 Saturday, 25 June 2022



# BMCRC - MRO Championships 2022 - Rnd 5 @ Cadwell Park

## BMCRC Thunderbike Sport & Extreme

### QUALIFYING - SECTOR ANALYSIS



SECTOR 1 = FL to I1, SECTOR 2 = I1 to FL, DIFF = Difference To Personal Best Lap, P = Crossed Finish Line in Pit Lane, D = Time Disallowed

P1 240 E		Andy SCANLON		Ducati 996 - hel, Continental, Dads wallet		
IDEAL LAP TIME : 1:40.350		BEST LAP TIME : 1:40.394		DIFFERENCE : 0.044		
LAP	SECTOR 1	SECTOR 2	LAP TIME	MPH	DIFF	TIME OF DAY
1 -	1:03.650	43.709	1:47.359	73.10	6.965	10:25:27.075
2 -	59.735	42.095	1:41.830 (3)	77.07	1.436	10:27:08.905
3 -	58.968	42.920	1:41.888	77.02	1.494	10:28:50.793
4 -	59.131	43.125	1:42.256	76.74	1.862	10:30:33.049
5 -	<b>58.357</b>	42.037	<b>1:40.394 (1)</b>	<b>78.17</b>		<b>10:32:13.443</b>
6 -	59.002	<b>41.993</b>	1:40.995 (2)	77.70	0.601	10:33:54.438
7 -	59.724	43.372	1:43.096	76.12	2.702	10:35:37.534
8 -	1:01.083	44.825	1:45.908	74.10	5.514	10:37:23.442

P2 292 R		Tommi CALDWELL		Yamaha YZF-R6 - DART Motorsport - California Superbike Schc		
IDEAL LAP TIME : 1:41.465		BEST LAP TIME : 1:41.662		DIFFERENCE : 0.197		
LAP	SECTOR 1	SECTOR 2	LAP TIME	MPH	DIFF	TIME OF DAY
1 -	1:03.075	44.590	1:47.665	72.89	6.003	10:25:22.758
2 -	1:00.302	44.070	1:44.372	75.19	2.710	10:27:07.130
3 -	59.939	43.503	1:43.442	75.86	1.780	10:28:50.572
4 -	58.990	43.783	1:42.773 (3)	76.36	1.111	10:30:33.345
5 -	58.624	<b>43.038</b>	<b>1:41.662 (1)</b>	<b>77.19</b>		<b>10:32:15.007</b>
6 -	<b>58.427</b>	43.407	1:41.834 (2)	77.06	0.172	10:33:56.841

P3 81		Malvern MAY		Honda CBR600RR - IMP racing		
IDEAL LAP TIME : 1:41.781		BEST LAP TIME : 1:41.791		DIFFERENCE : 0.010		
LAP	SECTOR 1	SECTOR 2	LAP TIME	MPH	DIFF	TIME OF DAY
1 -	1:06.154	44.319	1:50.473	71.04	8.682	10:25:34.449
2 -	1:02.223	44.494	1:46.717	73.54	4.926	10:27:21.166
3 -	1:01.915	44.751	1:46.666	73.57	4.875	10:29:07.832
4 -	1:00.439	<b>42.642</b>	1:43.081 (3)	76.13	1.290	10:30:50.913
5 -	<b>59.139</b>	42.652	<b>1:41.791 (1)</b>	<b>77.09</b>		<b>10:32:32.704</b>
6 -	1:00.198	43.139	1:43.337	75.94	1.546	10:34:16.041
7 -	59.872	42.921	1:42.793 (2)	76.34	1.002	10:35:58.834

P4 77 E		David MAY		Suzuki GSXR 750 K1 - ELP Racing		
IDEAL LAP TIME : 1:41.496		BEST LAP TIME : 1:42.015		DIFFERENCE : 0.519		
LAP	SECTOR 1	SECTOR 2	LAP TIME	MPH	DIFF	TIME OF DAY
1 -	1:06.506	44.958	1:51.464	70.40	9.449	10:25:51.489
2 -	1:02.084	43.509	1:45.593	74.32	3.578	10:27:37.082
3 -	<b>58.734</b>	43.281	<b>1:42.015 (1)</b>	<b>76.93</b>		<b>10:29:19.097</b>
4 -	59.353	43.068	1:42.421 (3)	76.62	0.406	10:31:01.518
5 -	59.372	43.271	1:42.643	76.45	0.628	10:32:44.161
6 -	59.223	43.727	1:42.950	76.23	0.935	10:34:27.111
7 -	59.459	<b>42.762</b>	1:42.221 (2)	76.77	0.206	10:36:09.332

P5 624		Matthew FEDRICK		Yamaha R6 - Matthew Fedrick farriers ltd/ Palmer Race Skool		
IDEAL LAP TIME : 1:42.085		BEST LAP TIME : 1:42.174		DIFFERENCE : 0.089		
LAP	SECTOR 1	SECTOR 2	LAP TIME	MPH	DIFF	TIME OF DAY
1 -	59.875	43.988	1:43.863 (3)	75.56	1.689	10:26:10.931
2 -	59.674	51.590	1:51.264	70.53	9.090	10:28:02.195
3 -	1:00.141	1:09.975	2:10.116	60.31	27.942	10:30:12.311
4 -	59.160	<b>43.014</b>	<b>1:42.174 (1)</b>	<b>76.81</b>		<b>10:31:54.485</b>
5 -	1:03.230	1:08.293	2:11.523	59.67	29.349	10:34:06.008
6 -	<b>59.071</b>	43.242	1:42.313 (2)	76.70	0.139	10:35:48.321



# BMCRC - MRO Championships 2022 - Rnd 5 @ Cadwell Park

## BMCRC Thunderbike Sport & Extreme

### QUALIFYING - SECTOR ANALYSIS



SECTOR 1 = FL to I1, SECTOR 2 = I1 to FL, DIFF = Difference To Personal Best Lap, P = Crossed Finish Line in Pit Lane, D = Time Disallowed

P6		51 E		Michael HOGARTH		Honda SP1 RC-51 - WHR Racing	
IDEAL LAP TIME : 1:42.223		BEST LAP TIME : 1:42.347		DIFFERENCE : 0.124			
LAP	SECTOR 1	SECTOR 2	LAP TIME	MPH	DIFF	TIME OF DAY	
1 -	1:02.018	44.095	1:46.113	73.95	3.766	10:25:15.459	
2 -	1:00.133	43.448	1:43.581	75.76	1.234	10:26:59.040	
3 -	59.520	43.835	1:43.355	75.93	1.008	10:28:42.395	
4 -	59.256	<b>43.165</b>	1:42.421 (2)	76.62	0.074	10:30:24.816	
<b>5 -</b>	<b>59.058</b>	43.289	<b>1:42.347 (1)</b>	<b>76.68</b>		<b>10:32:07.163</b>	
6 -	59.138	43.933	1:43.071 (3)	76.14	0.724	10:33:50.234	
7 -	1:01.038	45.862	1:46.900	73.41	4.553	10:35:37.134	
8 -	1:00.764	44.311	1:45.075	74.69	2.728	10:37:22.209	

P7		129 E		Derek CRIPPS		Yamaha R1 - Kelly Cripps - Team FBR	
IDEAL LAP TIME : 1:42.947		BEST LAP TIME : 1:43.013		DIFFERENCE : 0.066			
LAP	SECTOR 1	SECTOR 2	LAP TIME	MPH	DIFF	TIME OF DAY	
1 -	1:07.458	50.500	1:57.958	66.53	14.945	10:26:00.745	
2 -	1:00.684	44.815	1:45.499	74.38	2.486	10:27:46.244	
3 -	1:08.463	46.316	1:54.779	68.37	11.766	10:29:41.023	
4 -	59.539	43.768	1:43.307 (3)	75.96	0.294	10:31:24.330	
5 -	<b>59.519</b>	43.501	1:43.020 (2)	76.18	0.007	10:33:07.350	
6 -	1:00.817	43.726	1:44.543	75.07	1.530	10:34:51.893	
<b>7 -</b>	59.585	<b>43.428</b>	<b>1:43.013 (1)</b>	<b>76.18</b>		<b>10:36:34.906</b>	

P8		54		Adam JAMISON		Yamaha R6 - Team AJR	
IDEAL LAP TIME : 1:42.772		BEST LAP TIME : 1:43.195		DIFFERENCE : 0.423			
LAP	SECTOR 1	SECTOR 2	LAP TIME	MPH	DIFF	TIME OF DAY	
1 -	1:02.277	47.051	1:49.328	71.78	6.133	10:25:41.971	
2 -	1:00.076	45.949	1:46.025	74.02	2.830	10:27:27.996	
3 -	1:00.906	43.571	1:44.477 (3)	75.11	1.282	10:29:12.473	
<b>4 -</b>	1:00.114	<b>43.081</b>	<b>1:43.195 (1)</b>	<b>76.05</b>		<b>10:30:55.668</b>	
5 -	<b>59.691</b>	43.655	1:43.346 (2)	75.93	0.151	10:32:39.014	

P9		72 R		Luke LAWSON		Yamaha R6 - Bloom Valley Ltd - Farm Shop & Event Catering	
IDEAL LAP TIME : 1:43.353		BEST LAP TIME : 1:43.412		DIFFERENCE : 0.059			
LAP	SECTOR 1	SECTOR 2	LAP TIME	MPH	DIFF	TIME OF DAY	
1 -	1:07.945	46.486	1:54.431	68.58	11.019	10:25:37.973	
2 -	1:02.018	44.937	1:46.955	73.37	3.543	10:27:24.928	
3 -	1:00.945	44.034	1:44.979 (3)	74.75	1.567	10:29:09.907	
4 -	1:00.082	44.963	1:45.045	74.71	1.633	10:30:54.952	
5 -	59.782	49.317	1:49.099	71.93	5.687	10:32:44.051	
6 -	59.764	<b>43.665</b>	1:43.429 (2)	75.87	0.017	10:34:27.480	
<b>7 -</b>	<b>59.688</b>	43.724	<b>1:43.412 (1)</b>	<b>75.89</b>		<b>10:36:10.892</b>	

P10		84		Ricardo BRANCO		Yamaha R6 - IMP Racing	
IDEAL LAP TIME : 1:43.493		BEST LAP TIME : 1:43.493		DIFFERENCE : 0.000			
LAP	SECTOR 1	SECTOR 2	LAP TIME	MPH	DIFF	TIME OF DAY	
1 -	1:06.273	44.889	1:51.162	70.60	7.669	10:25:50.437	
2 -	1:03.648	44.978	1:48.626	72.24	5.133	10:27:39.063	
3 -	1:00.178	44.060	1:44.238 (3)	75.28	0.745	10:29:23.301	
4 -	59.915	44.156	1:44.071 (2)	75.41	0.578	10:31:07.372	
5 -	1:00.433	44.080	1:44.513	75.09	1.020	10:32:51.885	
6 -	1:00.555	44.131	1:44.686	74.96	1.193	10:34:36.571	
<b>7 -</b>	<b>59.705</b>	<b>43.788</b>	<b>1:43.493 (1)</b>	<b>75.83</b>		<b>10:36:20.064</b>	

# BMCRC - MRO Championships 2022 - Rnd 5 @ Cadwell Park

## BMCRC Thunderbike Sport & Extreme

### QUALIFYING - SECTOR ANALYSIS



SECTOR 1 = FL to I1, SECTOR 2 = I1 to FL, DIFF = Difference To Personal Best Lap, P = Crossed Finish Line in Pit Lane, D = Time Disallowed

P11 14 E		Nick KILLWORTH		Aprillia RSV MILLE - Bk Everts racing			
IDEAL LAP TIME : 1:43.602		BEST LAP TIME : 1:44.256		DIFFERENCE : 0.654			
LAP	SECTOR 1	SECTOR 2	LAP TIME	MPH	DIFF	TIME OF DAY	
1 -	1:07.025	49.808	1:56.833	67.17	12.577	10:26:03.954	
2 -	1:05.287	45.417	1:50.704	70.89	6.448	10:27:54.658	
3 -	1:02.092	46.112	1:48.204	72.53	3.948	10:29:42.862	
4 -	1:00.989	<b>43.267</b>	<b>1:44.256 (1)</b>	<b>75.27</b>		<b>10:31:27.118</b>	
5 -	1:01.438	43.897	1:45.335	74.50	1.079	10:33:12.453	
6 -	1:00.571	44.071	1:44.642 (3)	74.99	0.386	10:34:57.095	
7 -	<b>1:00.335</b>	44.168	1:44.503 (2)	75.09	0.247	10:36:41.598	

P12 28 E		David SPENCER		Suzuki GSXR 600 -			
IDEAL LAP TIME : 1:44.987		BEST LAP TIME : 1:44.987		DIFFERENCE : 0.000			
LAP	SECTOR 1	SECTOR 2	LAP TIME	MPH	DIFF	TIME OF DAY	
1 -	1:09.271	51.289	2:00.560	65.09	15.573	10:26:03.588	
2 -	1:05.215	46.758	1:51.973	70.08	6.986	10:27:55.561	
3 -	1:05.754	49.161	1:54.915	68.29	9.928	10:29:50.476	
4 -	1:03.345	46.832	1:50.177	71.23	5.190	10:31:40.653	
5 -	1:03.441	45.263	1:48.704 (3)	72.19	3.717	10:33:29.357	
6 -	1:01.401	44.522	1:45.923 (2)	74.09	0.936	10:35:15.280	
7 -	<b>1:01.124</b>	<b>43.863</b>	<b>1:44.987 (1)</b>	<b>74.75</b>		<b>10:37:00.267</b>	

P13 43		Colin WALKEY		Kawasaki ZX6R G2 - ELP Racing			
IDEAL LAP TIME : 1:45.036		BEST LAP TIME : 1:45.036		DIFFERENCE : 0.000			
LAP	SECTOR 1	SECTOR 2	LAP TIME	MPH	DIFF	TIME OF DAY	
1 -	1:04.417	45.979	1:50.396	71.09	5.360	10:25:32.958	
2 -	1:02.852	45.068	1:47.920	72.72	2.884	10:27:20.878	
3 -	1:01.595	45.156	1:46.751	73.51	1.715	10:29:07.629	
4 -	1:01.952	45.187	1:47.139	73.25	2.103	10:30:54.768	
5 -	1:01.602	44.466	1:46.068 (2)	73.99	1.032	10:32:40.836	
6 -	1:01.467	44.748	1:46.215 (3)	73.88	1.179	10:34:27.051	
7 -	<b>1:01.021</b>	<b>44.015</b>	<b>1:45.036 (1)</b>	<b>74.71</b>		<b>10:36:12.087</b>	

P14 48		Shaun WALLIS		Yamaha R6 - MBC Despatch Racing			
IDEAL LAP TIME : 1:44.338		BEST LAP TIME : 1:45.209		DIFFERENCE : 0.871			
LAP	SECTOR 1	SECTOR 2	LAP TIME	MPH	DIFF	TIME OF DAY	
1 -	1:07.813	47.851	1:55.664	67.85	10.455	10:25:54.282	
2 -	1:05.030	46.165	1:51.195	70.57	5.986	10:27:45.477	
3 -	1:03.909	44.651	1:48.560	72.29	3.351	10:29:34.037	
4 -	1:02.381	44.098	1:46.479 (3)	73.70	1.270	10:31:20.516	
5 -	1:01.749	<b>43.460</b>	<b>1:45.209 (1)</b>	<b>74.59</b>		<b>10:33:05.725</b>	
6 -	1:02.127	45.049	1:47.176	73.22	1.967	10:34:52.901	
7 -	<b>1:00.878</b>	44.706	1:45.584 (2)	74.33	0.375	10:36:38.485	

P15 168 E		Ian ASHBY		TRIUMPH DAYTONA 955I - GROVE HOUSE			
IDEAL LAP TIME : 1:46.075		BEST LAP TIME : 1:46.810		DIFFERENCE : 0.735			
LAP	SECTOR 1	SECTOR 2	LAP TIME	MPH	DIFF	TIME OF DAY	
1 -	1:07.073	47.157	1:54.230	68.70	7.420	10:25:32.498	
2 -	1:04.536	47.034	1:51.570	70.34	4.760	10:27:24.068	
3 -	1:02.289	45.136	1:47.425	73.05	0.615	10:29:11.493	
4 -	1:02.242	45.044	1:47.286	73.15	0.476	10:30:58.779	
5 -	1:02.470	<b>44.340</b>	<b>1:46.810 (1)</b>	<b>73.47</b>		<b>10:32:45.589</b>	
6 -	<b>1:01.735</b>	45.143	1:46.878 (2)	73.43	0.068	10:34:32.467	
7 -	1:02.679	44.597	1:47.276 (3)	73.15	0.466	10:36:19.743	

# BMCRC - MRO Championships 2022 - Rnd 5 @ Cadwell Park

## BMCRC Thunderbike Sport & Extreme

### QUALIFYING - SECTOR ANALYSIS



SECTOR 1 = FL to I1, SECTOR 2 = I1 to FL, DIFF = Difference To Personal Best Lap, P = Crossed Finish Line in Pit Lane, D = Time Disallowed

P16 71		Colin CLUNE		Suzuki SV650 -		
IDEAL LAP TIME : 1:48.099		BEST LAP TIME : 1:48.101		DIFFERENCE : 0.002		
LAP	SECTOR 1	SECTOR 2	LAP TIME	MPH	DIFF	TIME OF DAY
1 -	1:05.019	48.103	1:53.122	69.37	5.021	10:25:33.670
2 -	1:03.578	46.955	1:50.533	71.00	2.432	10:27:24.203
3 -	1:02.524	46.103	1:48.627	72.24	0.526	10:29:12.830
4 -	1:02.346	<b>45.924</b>	1:48.270 (2)	72.48	0.169	10:31:01.100
<b>5 -</b>	<b>1:02.175</b>	45.926	<b>1:48.101 (1)</b>	<b>72.59</b>		<b>10:32:49.201</b>
6 -	1:03.020	46.179	1:49.199	71.86	1.098	10:34:38.400
7 -	1:02.503	46.046	1:48.549 (3)	72.29	0.448	10:36:26.949

P17 119 E		Simon HEALEY		Yamaha R1 - Popular Tyres Ltd / Pro Parts Ltd		
IDEAL LAP TIME : 1:48.505		BEST LAP TIME : 1:48.537		DIFFERENCE : 0.032		
LAP	SECTOR 1	SECTOR 2	LAP TIME	MPH	DIFF	TIME OF DAY
1 -	1:07.683	47.058	1:54.741	68.39	6.204	10:25:39.291
<b>2 -</b>	1:02.632	<b>45.905</b>	<b>1:48.537 (1)</b>	<b>72.30</b>		<b>10:27:27.828</b>
3 -	<b>1:02.600</b>	46.270	1:48.870 (2)	72.08	0.333	10:29:16.698
4 -	1:03.208	46.141	1:49.349 (3)	71.77	0.812	10:31:06.047
5 -	1:04.019	46.211	1:50.230	71.19	1.693	10:32:56.277
6 -	1:04.835	46.766	1:51.601	70.32	3.064	10:34:47.878
7 -	1:04.146	46.172	1:50.318	71.14	1.781	10:36:38.196

P18 25		Harrison DAY		Yamaha R6 -		
IDEAL LAP TIME : 1:48.882		BEST LAP TIME : 1:48.882		DIFFERENCE : 0.000		
LAP	SECTOR 1	SECTOR 2	LAP TIME	MPH	DIFF	TIME OF DAY
1 -	1:11.298	51.950	2:03.248	63.67	14.366	10:26:01.781
2 -	1:05.105	47.499	1:52.604	69.69	3.722	10:27:54.385
3 -	1:07.291	50.456	1:57.747	66.65	8.865	10:29:52.132
4 -	1:05.445	47.042	1:52.487	69.76	3.605	10:31:44.619
5 -	1:04.411	47.406	1:51.817 (3)	70.18	2.935	10:33:36.436
6 -	1:04.366	46.684	1:51.050 (2)	70.67	2.168	10:35:27.486
<b>7 -</b>	<b>1:02.808</b>	<b>46.074</b>	<b>1:48.882 (1)</b>	<b>72.07</b>		<b>10:37:16.368</b>

P19 6 E		Andrew FIRTH		Yamaha YZF-R1 - LTRmotorcycles.co.uk / Palmer Race Skool /		
IDEAL LAP TIME : 1:49.367		BEST LAP TIME : 1:49.367		DIFFERENCE : 0.000		
LAP	SECTOR 1	SECTOR 2	LAP TIME	MPH	DIFF	TIME OF DAY
1 -	1:09.235	51.177	2:00.412	65.17	11.045	10:26:01.336
2 -	1:04.970	47.214	1:52.184	69.95	2.817	10:27:53.520
3 -	1:07.544	47.947	1:55.491	67.95	6.124	10:29:49.011
4 -	1:04.512	46.831	1:51.343 (3)	70.48	1.976	10:31:40.354
5 -	1:05.651	47.305	1:52.956	69.47	3.589	10:33:33.310
6 -	1:03.833	46.633	1:50.466 (2)	71.04	1.099	10:35:23.776
<b>7 -</b>	<b>1:02.794</b>	<b>46.573</b>	<b>1:49.367 (1)</b>	<b>71.75</b>		<b>10:37:13.143</b>

P20 116		Gareth FAITH		Suzuki SV650 - Sitramoto		
IDEAL LAP TIME : 1:52.433		BEST LAP TIME : 1:52.433		DIFFERENCE : 0.000		
LAP	SECTOR 1	SECTOR 2	LAP TIME	MPH	DIFF	TIME OF DAY
1 -	1:12.408	51.527	2:03.935	63.32	11.502	10:26:02.413
<b>2 -</b>	<b>1:05.471</b>	<b>46.962</b>	<b>1:52.433 (1)</b>	<b>69.80</b>		<b>10:27:54.846</b>
3 -	1:06.831	50.496	1:57.327	66.89	4.894	10:29:52.173
4 -	1:09.276	47.803	1:57.079	67.03	4.646	10:31:49.252
5 -	1:05.793	49.617	1:55.410	68.00	2.977	10:33:44.662
6 -	1:05.588	47.364	1:52.952 (2)	69.48	0.519	10:35:37.614
7 -	1:05.680	47.900	1:53.580 (3)	69.09	1.147	10:37:31.194

# BMCRC - MRO Championships 2022 - Rnd 5 @ Cadwell Park

## BMCRC Thunderbike Sport & Extreme

### QUALIFYING - SECTOR ANALYSIS



SECTOR 1 = FL to I1, SECTOR 2 = I1 to FL, DIFF = Difference To Personal Best Lap, P = Crossed Finish Line in Pit Lane, D = Time Disallowed

P21 34 R		Sean COOKNEY		Yamaha R6 - S34N Racing			
IDEAL LAP TIME : 1:52.704		BEST LAP TIME : 1:54.641		DIFFERENCE : 1.937			
LAP	SECTOR 1	SECTOR 2	LAP TIME	MPH	DIFF	TIME OF DAY	
1 -	1:11.454	51.654	2:03.108	63.74	8.467	10:26:01.155	
2 -	1:07.687	54.425	2:02.112	64.26	7.471	10:28:03.267	
3 -	1:07.288	48.627	1:55.915 (3)	67.70	1.274	10:29:59.182	
4 -	1:07.103	<b>47.897</b>	1:55.000 (2)	68.24	0.359	10:31:54.182	
5 -	1:06.531	48.110	<b>1:54.641 (1)</b>	<b>68.45</b>		<b>10:33:48.823</b>	

P22 76 R		Dean FARNWORTH		Honda CBR 600 RR - DMVS ltd			
IDEAL LAP TIME : 1:54.463		BEST LAP TIME : 1:54.844		DIFFERENCE : 0.381			
LAP	SECTOR 1	SECTOR 2	LAP TIME	MPH	DIFF	TIME OF DAY	
1 -	1:12.495	50.423	2:02.918	63.84	8.074	10:25:42.918	
2 -	1:10.585	49.685	2:00.270	65.25	5.426	10:27:43.188	
3 -	1:10.459	49.417	1:59.876	65.46	5.032	10:29:43.064	
4 -	<b>1:06.828</b>	48.623	1:55.451 (2)	67.97	0.607	10:31:38.515	
5 -	1:08.907	49.178	1:58.085 (3)	66.46	3.241	10:33:36.600	
6 -	1:08.486	50.710	1:59.196	65.84	4.352	10:35:35.796	
7 -	1:07.209	<b>47.635</b>	<b>1:54.844 (1)</b>	<b>68.33</b>		<b>10:37:30.640</b>	

P23 108 R		Liam ARMITAGE		Kawasaki ZX636 - LA KITCHENS			
IDEAL LAP TIME : 1:54.803		BEST LAP TIME : 1:55.379		DIFFERENCE : 0.576			
LAP	SECTOR 1	SECTOR 2	LAP TIME	MPH	DIFF	TIME OF DAY	
1 -	1:11.436	51.743	2:03.179	63.71	7.800	10:26:03.270	
2 -	1:06.915	<b>48.464</b>	<b>1:55.379 (1)</b>	<b>68.01</b>		<b>10:27:58.649</b>	
3 -	<b>1:06.339</b>	49.409	1:55.748 (2)	67.80	0.369	10:29:54.397	
4 -	1:07.769	49.440	1:57.209 (3)	66.95	1.830	10:31:51.606	
5 -	1:06.702	50.808	1:57.510	66.78	2.131	10:33:49.116	

P24 139		Rob MARLEY		Honda CBR600F3 - PearTree Racing			
IDEAL LAP TIME : 1:56.026		BEST LAP TIME : 1:56.411		DIFFERENCE : 0.385			
LAP	SECTOR 1	SECTOR 2	LAP TIME	MPH	DIFF	TIME OF DAY	
1 -	1:08.483	<b>47.928</b>	<b>1:56.411 (1)</b>	<b>67.41</b>		<b>10:25:54.153</b>	
2 -	<b>1:08.098</b>	48.594	1:56.692 (2)	67.25	0.281	10:27:50.845	

P25 49		Oli CHAYTOR		Yamaha R6 - PearTree Racing			
IDEAL LAP TIME : 1:56.688		BEST LAP TIME : 1:56.769		DIFFERENCE : 0.081			
LAP	SECTOR 1	SECTOR 2	LAP TIME	MPH	DIFF	TIME OF DAY	
1 -	1:10.186	49.929	2:00.115	65.33	3.346	10:25:46.226	
2 -	1:08.527	49.339	1:57.866 (3)	66.58	1.097	10:27:44.092	
3 -	1:07.836	49.345	1:57.181 (2)	66.97	0.412	10:29:41.273	
4 -	<b>1:07.470</b>	49.299	<b>1:56.769 (1)</b>	<b>67.21</b>		<b>10:31:38.042</b>	
5 -	1:08.760	<b>49.218</b>	1:57.978	66.52	1.209	10:33:36.020	

P26 63		Robert BUSH		Suzuki GSXR 600 - Legacy Racing			
IDEAL LAP TIME : 2:01.256		BEST LAP TIME : 2:01.389		DIFFERENCE : 0.133			
LAP	SECTOR 1	SECTOR 2	LAP TIME	MPH	DIFF	TIME OF DAY	
1 -	1:11.076	53.580	2:04.656	62.95	3.267	10:25:48.325	
2 -	1:10.434	51.420	2:01.854 (2)	64.40	0.465	10:27:50.179	
3 -	1:10.299	<b>51.090</b>	<b>2:01.389 (1)</b>	<b>64.65</b>		<b>10:29:51.568</b>	
4 -	<b>1:10.166</b>	51.829	2:01.995 (3)	64.33	0.606	10:31:53.563	

# BMCRC - MRO Championships 2022 - Rnd 5 @ Cadwell Park

## BMCRC Thunderbike Sport & Extreme

### QUALIFYING - BEST SECTORS

SECTOR 1			SECTOR 2			IDEAL / BEST COMPARISON						
POS	NO	NAME	TIME	NO	NAME	TIME	POS	NO	NAME	IDEAL	BEST	DIFF
									<b>PERFECT LAP</b>	<b>1:40.350</b>		
1	240	SCANLON	<b>58.357</b>	240	SCANLON	<b>41.993</b>	1	240	SCANLON	1:40.350	1:40.394	<b>0.044</b>
2	292	CALDWELL	<b>58.427</b>	81	MAY	<b>42.642</b>	2	292	CALDWELL	1:41.465	1:41.662	<b>0.197</b>
3	77	MAY	<b>58.734</b>	77	MAY	<b>42.762</b>	3	77	MAY	1:41.496	1:42.015	<b>0.519</b>
4	51	HOGARTH	<b>59.058</b>	624	FEDRICK	<b>43.014</b>	4	81	MAY	1:41.781	1:41.791	<b>0.010</b>
5	624	FEDRICK	<b>59.071</b>	292	CALDWELL	<b>43.038</b>	5	624	FEDRICK	1:42.085	1:42.174	<b>0.089</b>
6	81	MAY	<b>59.139</b>	54	JAMISON	<b>43.081</b>	6	51	HOGARTH	1:42.223	1:42.347	<b>0.124</b>
7	129	CRIPPS	<b>59.519</b>	51	HOGARTH	<b>43.165</b>	7	54	JAMISON	1:42.772	1:43.195	<b>0.423</b>
8	72	LAWSON	<b>59.688</b>	14	KILLWORTH	<b>43.267</b>	8	129	CRIPPS	1:42.947	1:43.013	<b>0.066</b>
9	54	JAMISON	<b>59.691</b>	129	CRIPPS	<b>43.428</b>	9	72	LAWSON	1:43.353	1:43.412	<b>0.059</b>
10	84	BRANCO	<b>59.705</b>	48	WALLIS	<b>43.460</b>	10	84	BRANCO	1:43.493	1:43.493	<b>0.000</b>
11	14	KILLWORTH	<b>1:00.335</b>	72	LAWSON	<b>43.665</b>	11	14	KILLWORTH	1:43.602	1:44.256	<b>0.654</b>
12	48	WALLIS	<b>1:00.878</b>	84	BRANCO	<b>43.788</b>	12	48	WALLIS	1:44.338	1:45.209	<b>0.871</b>
13	43	WALKEY	<b>1:01.021</b>	28	SPENCER	<b>43.863</b>	13	28	SPENCER	1:44.987	1:44.987	<b>0.000</b>
14	28	SPENCER	<b>1:01.124</b>	43	WALKEY	<b>44.015</b>	14	43	WALKEY	1:45.036	1:45.036	<b>0.000</b>
15	168	ASHBY	<b>1:01.735</b>	168	ASHBY	<b>44.340</b>	15	168	ASHBY	1:46.075	1:46.810	<b>0.735</b>
16	71	CLUNE	<b>1:02.175</b>	119	HEALEY	<b>45.905</b>	16	71	CLUNE	1:48.099	1:48.101	<b>0.002</b>
17	119	HEALEY	<b>1:02.600</b>	71	CLUNE	<b>45.924</b>	17	119	HEALEY	1:48.505	1:48.537	<b>0.032</b>
18	6	FIRTH	<b>1:02.794</b>	25	DAY	<b>46.074</b>	18	25	DAY	1:48.882	1:48.882	<b>0.000</b>
19	25	DAY	<b>1:02.808</b>	6	FIRTH	<b>46.573</b>	19	6	FIRTH	1:49.367	1:49.367	<b>0.000</b>
20	34	COOKNEY	<b>1:04.807</b>	116	FAITH	<b>46.962</b>	20	116	FAITH	1:52.433	1:52.433	<b>0.000</b>
21	116	FAITH	<b>1:05.471</b>	76	FARNWORTH	<b>47.635</b>	21	34	COOKNEY	1:52.704	1:54.641	<b>1.937</b>
22	108	ARMITAGE	<b>1:06.339</b>	34	COOKNEY	<b>47.897</b>	22	76	FARNWORTH	1:54.463	1:54.844	<b>0.381</b>
23	76	FARNWORTH	<b>1:06.828</b>	139	MARLEY	<b>47.928</b>	23	108	ARMITAGE	1:54.803	1:55.379	<b>0.576</b>
24	49	CHAYTOR	<b>1:07.470</b>	108	ARMITAGE	<b>48.464</b>	24	139	MARLEY	1:56.026	1:56.411	<b>0.385</b>
25	139	MARLEY	<b>1:08.098</b>	49	CHAYTOR	<b>49.218</b>	25	49	CHAYTOR	1:56.688	1:56.769	<b>0.081</b>
26	63	BUSH	<b>1:10.166</b>	63	BUSH	<b>51.090</b>	26	63	BUSH	2:01.256	2:01.389	<b>0.133</b>

# BMCRC - MRO Championships 2022 - Rnd 5 @ Cadwell Park

## BMCRC Thunderbike Sport & Extreme

### QUALIFYING - STATISTICS

**Competitors Started** 26  
**Planned Start** 2022-06-25 @ 10:25:00.000  
**Actual Start** 2022-06-25 @ 10:22:58.221  
**Finish Time** 2022-06-25 @ 10:35:40.597  
**Track Length** 2.1800mi.  
**Total Laps** 166  
**Total Distance Covered** 361.8831mi.

### Session Fastest Lap History

NO	CL	NAME	LAP TIME	TIME OF DAY	LAP	VEHICLE
51	E	Michael HOGARTH	1:46.113	10:25:15.468	1	Honda SP1 RC-51
624		Matthew FEDRICK	1:43.863	10:26:10.957	1	Yamaha R6
51	E	Michael HOGARTH	1:43.581	10:26:59.049	2	Honda SP1 RC-51
240	E	Andy SCANLON	1:41.830	10:27:08.934	2	Ducati 996
240	E	Andy SCANLON	1:40.394	10:32:13.471	5	Ducati 996

### Flag History

TYPE	TIME OF DAY
GREEN	10:22:58.221
FINISH	10:35:40.597

### Flag Statistics

TYPE	COUNT	TOTAL LAPS	TOTAL TIME
Green	1	8	14:42.269
Red	0	0	0.000
Safety Car	0	0	0.000
FCY	0	0	0.000

# BMCRC - MRO Championships 2022 - Rnd 5 @ Cadwell Park

## BMCRC Thunderbike Sport & Extreme

### QUALIFYING - STATISTICS

CLASS : E

9 Starters

#### Fastest Lap History

NO	NAME	LAP TIME	TIME OF DAY	LAP	VEHICLE
51	Michael HOGARTH	1:46.113	10:25:15.468	1	Honda SP1 RC-51
51	Michael HOGARTH	1:43.581	10:26:59.049	2	Honda SP1 RC-51
240	Andy SCANLON	1:41.830	10:27:08.934	2	Ducati 996
240	Andy SCANLON	1:40.394	10:32:13.471	5	Ducati 996

# BMCRC - MRO Championships 2022 - Rnd 5 @ Cadwell Park

## BMCRC Thunderbike Sport & Extreme

### QUALIFYING - STATISTICS

CLASS :

12 Starters

#### Fastest Lap History

NO	NAME	LAP TIME	TIME OF DAY	LAP	VEHICLE
43	Colin WALKEY	<b>1:50.396</b>	10:25:32.970	1	Kawasaki ZX6R G2
54	Adam JAMISON	<b>1:49.328</b>	10:25:41.984	1	Yamaha R6
624	Matthew FEDRICK	<b>1:43.863</b>	10:26:10.957	1	Yamaha R6
81	Malvern MAY	<b>1:43.081</b>	10:30:50.937	4	Honda CBR600RR
624	Matthew FEDRICK	<b>1:42.174</b>	10:31:54.510	4	Yamaha R6
81	Malvern MAY	<b>1:41.791</b>	10:32:32.730	5	Honda CBR600RR



# BMCRC - MRO Championships 2022 - Rnd 5 @ Cadwell Park

## BMCRC Thunderbike Sport & Extreme

### QUALIFYING - STATISTICS

CLASS : R

5 Starters

#### Fastest Lap History

NO	NAME	LAP TIME	TIME OF DAY	LAP	VEHICLE
292	Tommi CALDWELL	1:47.665	10:25:22.769	1	Yamaha YZF-R6
292	Tommi CALDWELL	1:44.372	10:27:07.141	2	Yamaha YZF-R6
292	Tommi CALDWELL	1:43.442	10:28:50.584	3	Yamaha YZF-R6
292	Tommi CALDWELL	1:42.773	10:30:33.357	4	Yamaha YZF-R6
292	Tommi CALDWELL	1:41.662	10:32:15.018	5	Yamaha YZF-R6

# BMCRC - MRO Championships 2022 - Rnd 5 @ Cadwell Park



## BMCRC Thunderbike Sport & Extreme

### RACE 6 - GRID (7 Laps)

ROW 10	28	1:56.769	<b>49</b> Oli CHAYTOR	29	2:01.389	<b>63</b> Robert BUSH	30	<b>138</b> Craig JARMIN
ROW 9	25	1:54.844	<b>76</b> Dean FARNWORTH	26	1:55.379	<b>108</b> Liam ARMITAGE	27	1:56.411 <b>139</b> Rob MARLEY
ROW 8	22	1:48.882	<b>25</b> Harrison DAY	23	1:52.433	<b>116</b> Gareth FAITH	24	1:54.641 <b>34</b> Sean COOKNEY
ROW 7	19	1:45.036	<b>43</b> Colin WALKEY	20	1:45.209	<b>48</b> Shaun WALLIS	21	1:48.101 <b>71</b> Colin CLUNE
ROW 6	16	1:43.195	<b>54</b> Adam JAMISON	17	1:43.412	<b>72</b> Luke LAWSON	18	1:43.493 <b>84</b> Ricardo BRANCO
ROW 5	13	1:41.662	<b>292</b> Tommi CALDWELL	14	1:41.791	<b>81</b> Malvern MAY	15	1:42.174 <b>624</b> Matthew FEDRICK
ROW 4	10			11			12	
ROW 3	7	1:46.810	<b>168</b> Ian ASHBY	8	1:48.537	<b>119</b> Simon HEALEY	9	1:49.367 <b>6</b> Andrew FIRTH
ROW 2	4	1:43.013	<b>129</b> Derek CRIPPS	5	1:44.256	<b>14</b> Nick KILLWORTH	6	1:44.987 <b>28</b> David SPENCER
ROW 1	1	1:40.394	<b>240</b> Andy SCANLON	2	1:42.015	<b>77</b> David MAY	3	1:42.347 <b>51</b> Michael HOGARTH
<b>Pole</b>								

Cadwell Park: 2.1800 miles

These results are provisional until the conclusion of any judicial and technical matters.

Clerk Of Course :	Stewards :	Timekeeper : Sarah Evans
-------------------	------------	--------------------------

Results can be found at [www.tsl-timing.com](http://www.tsl-timing.com)

Printed - 10:51 Saturday, 25 June 2022



# BMCRC - MRO Championships 2022 - Rnd 5 @ Cadwell Park



## BMCRC Thunderbike Sport & Extreme

### RACE 6 - CLASSIFICATION

POS	NO	CL	PIC NAME	ENTRY	LAPS	TIME	GAP	DIFF	MPH	BEST	ON
1	240	E	1 Andy SCANLON	Ducati 996 - hel, Continental, Dads wallet	7	11:56.978			76.62	1:39.768	6
2	129	E	2 Derek CRIPPS	Yamaha R1 - Kelly Cripps - Team FBR	7	12:05.920	8.942	8.942	75.67	1:41.033	3
3	51	E	3 Michael HOGARTH	Honda SP1 RC-51 - WHR Racing	7	12:08.612	11.634	2.692	75.39	1:42.661	7
4	28	E	4 David SPENCER	Suzuki GSXR 600 -	7	12:10.083	13.105	1.471	75.24	1:42.760	2
5	168	E	5 Ian ASHBY	TRIUMPH DAYTONA 955I - GROVE HOUSE	7	12:24.368	27.390	14.285	73.80	1:45.220	2
6	292	R	1 Tommi CALDWELL	Yamaha YZF-R6 - DART Motorsport - California Suj	7	12:30.804	33.826	6.436	73.17	1:41.017	2
7	84		1 Ricardo BRANCO	Yamaha R6 - IMP Racing	7	12:32.525	35.547	1.721	73.00	1:41.329	3
8	6	E	6 Andrew FIRTH	Yamaha YZF-R1 - LTRmotorcycles.co.uk / Palmer	7	12:35.276	38.298	2.751	72.73	1:45.665	6
9	14	E	7 Nick KILLWORTH	Aprillia RSV MILLE - Bk Evers racing	7	12:36.035	39.057	0.759	72.66	1:44.889	7
10	54		2 Adam JAMISON	Yamaha R6 - Team AJR	7	12:36.711	39.733	0.676	72.59	1:40.979	5
11	72	R	2 Luke LAWSON	Yamaha R6 - Bloom Valley Ltd - Farm Shop & Even	6	11:05.318	1 Lap	1 Lap	70.77	1:43.311	5
12	48		3 Shaun WALLIS	Yamaha R6 - MBC Despatch Racing	6	11:16.012	1 Lap	10.694	69.65	1:45.247	2
13	43		4 Colin WALKEY	Kawasaki ZX6R G2 - ELP Racing	6	11:17.982	1 Lap	1.970	69.45	1:45.453	4
14	25		5 Harrison DAY	Yamaha R6 -	6	11:29.257	1 Lap	11.275	68.31	1:46.538	6
15	71		6 Colin CLUNE	Suzuki SV650 -	6	11:37.369	1 Lap	8.112	67.52	1:48.042	6
16	139		7 Rob MARLEY	Honda CBR600F3 - PearTree Racing	6	11:42.840	1 Lap	5.471	66.99	1:49.406	6
17	34	R	3 Sean COOKNEY	Yamaha R6 - S34N Racing	6	11:49.520	1 Lap	6.680	66.36	1:50.593	5
18	116		8 Gareth FAITH	Suzuki SV650 - Sitramoto	6	12:02.344	1 Lap	12.824	65.18	1:52.436	2
19	49		9 Oli CHAYTOR	Yamaha R6 - PearTree Racing	6	12:04.749	1 Lap	2.405	64.97	1:52.737	6
20	76	R	4 Dean FARNWORTH	Honda CBR 600 RR - DMVS ltd	6	12:21.124	1 Lap	16.375	63.53	1:55.635	6
21	108	R	5 Liam ARMITAGE	Kawasaki ZX636 - LA KITCHENS	6	12:21.520	1 Lap	0.396	63.50	1:55.079	6
22	63		10 Robert BUSH	Suzuki GSXR 600 - Legacy Racing	5	10:53.458	2 Laps	1 Lap	60.05	2:01.487	3

#### NOT CLASSIFIED

NC	77	E	David MAY	Suzuki GSXR 750 K1 - ELP Racing	6	10:14.099	1 Lap	0.000	76.67	1:40.994	2
NC	81		Malvern MAY	Honda CBR600RR - IMP racing	6	10:53.063	1 Lap	38.964	72.10	1:41.442	3
DNF	119	E	Simon HEALEY	Yamaha R1 - Popular Tyres Ltd / Pro Parts Ltd	4	7:20.033	3 Laps	2 Laps	71.34	1:46.782	3
DNF	624		Matthew FEDRICK	Yamaha R6 - Matthew Fedrick farriers ltd/ Palmer R	0						
DNF	138		Craig JARMIN	Suzuki SV650 - SK PreP	0						

#### FASTEST LAP

240	E	Andy SCANLON	Ducati 996 - hel, Continental, Dads wallet	6	1:39.768	78.66 mph	126.59 kph
54		Adam JAMISON	Yamaha R6 - Team AJR	5	1:40.979	77.71 mph	125.07 kph
292	R	Tommi CALDWELL	Yamaha YZF-R6 - DART Motorsport - California Suj	2	1:41.017	77.69 mph	125.03 kph

Bikes #77 & #81 - Not running at time of Red Flag

Class E - 92.5% of Race Speed = 70.87 mph

Class R - 92.5% of Race Speed = 67.68 mph

Class - 92.5% of Race Speed = 67.52 mph

Red Flag (end of session): 14:13

Race Distance: 7 Laps / 15.26 miles

Cadwell Park: 2.1800 miles

Weather / Track : Bright / Dry

These results are provisional until the conclusion of any judicial and technical matters.

Date: 25/06/2022 Start: 14:00 Finish: 14:12

Clerk Of Course :	Stewards :	Timekeeper : Sarah Evans
-------------------	------------	--------------------------

Results can be found at [www.tsl-timing.com](http://www.tsl-timing.com)

Printed - 14:20 Saturday, 25 June 2022



# BMCRC - MRO Championships 2022 - Rnd 5 @ Cadwell Park

## BMCRC Thunderbike Sport & Extreme

### RACE 6 - LAP CHART

#### LAP 1 @ 14:02:20.405

NO	BEHIND	LAP TIME
77		1:46.898
240	0.135	1:47.033
129	1.138	1:48.036
51	1.683	1:48.581
28	1.998	1:48.896
168	4.949	1:51.847
6	7.783	1:54.681
14	8.031	1:54.929
119	10.433	1:57.331
84	34.906	2:21.804
81	36.252	2:23.150
292	36.401	2:23.299
54	36.970	2:23.868
48	37.987	2:24.885
72	38.826	2:25.724
43	42.292	2:29.190
139	43.915	2:30.813
25	44.056	2:30.954
34	45.760	2:32.658
71	46.258	2:33.156
116	47.468	2:34.366
49	50.823	2:37.721
76	52.386	2:39.284
108	53.210	2:40.108
63	58.441	2:45.339

#### LAP 2 @ 14:04:01.399

NO	BEHIND	LAP TIME
77		1:40.994
240	0.291	1:41.150
129	1.575	1:41.431
51	3.609	1:42.920
28	3.764	1:42.760
168	9.175	1:45.220
6	14.556	1:47.767
14	14.679	1:47.642
119	16.245	1:46.806
84	35.677	1:41.765
292	36.424	1:41.017
54	37.110	1:41.134
81	37.658	1:42.400
48	42.240	1:45.247
72	42.537	1:44.705
43	47.343	1:46.045
25	51.370	1:48.308
139	53.442	1:50.521
71	54.391	1:49.127
34	56.382	1:51.616
116	58.910	1:52.436
49	1:02.861	1:53.032
76	1:07.487	1:56.095
108	1:08.214	1:55.998
63	1:19.921	2:02.474

#### LAP 3 @ 14:05:43.085

NO	BEHIND	LAP TIME
77		1:41.686
240	0.143	1:41.538
129	0.922	1:41.033
51	5.100	1:43.177
28	5.305	1:43.227
168	12.910	1:45.421

6	20.253	1:47.383
14	20.597	1:47.604
119	21.341	1:46.782
84	35.320	1:41.329
292	35.977	1:41.239
54	36.648	1:41.224
81	37.414	1:41.442
72	45.245	1:44.394
48	47.180	1:46.626
43	51.328	1:45.671
25	58.160	1:48.476
71	1:02.371	1:49.666
139	1:03.406	1:51.650
34	1:06.273	1:51.577
116	1:11.562	1:54.338
49	1:15.460	1:54.285
108	1:22.451	1:55.923
76	1:23.886	1:58.085
63	1:39.722	2:01.487

#### LAP 4 @ 14:07:24.665

NO	BEHIND	LAP TIME
77		1:41.580
240	0.144	1:41.581
129	0.427	1:41.085
51	7.161	1:43.641
28	7.250	1:43.525
168	16.699	1:45.369
6	25.709	1:47.036
14	25.954	1:46.937
119	28.875	1:49.114
84	35.451	1:41.711
292	35.604	1:41.207
54	36.430	1:41.362
81	37.703	1:41.869
72	47.441	1:43.776
48	51.463	1:45.863
43	55.201	1:45.453
25	1:04.451	1:47.871
71	1:09.808	1:49.017
139	1:12.471	1:50.645
34	1:15.579	1:50.886
116	1:24.144	1:54.162
49	1:26.989	1:53.109
108	1:37.448	1:56.577
76	1:38.023	1:55.717

#### LAP 5 @ 14:09:06.586

NO	BEHIND	LAP TIME
77		1:41.921
129	1.200	1:42.694
240	1.851	1:43.628
51	9.236	1:43.996
28	9.358	1:44.029
63	1 Lap	2:02.236
168	20.088	1:45.310
6	30.567	1:46.779
14	30.806	1:46.773
84	35.019	1:41.489
292	35.178	1:41.495
54	35.488	1:40.979
81	37.948	1:42.166
72	48.831	1:43.311
48	56.571	1:47.029
43	59.164	1:45.884

#### LAP 6 @ 14:10:47.606

NO	BEHIND	LAP TIME
77		1:41.020
240	0.599	1:39.768
129	6.746	1:46.566
76	1 Lap	1:56.308
51	11.852	1:43.636
108	1 Lap	1:57.835
28	12.662	1:44.324
168	24.884	1:45.816
6	35.212	1:45.665
292	35.549	1:41.391
84	36.561	1:42.562
14	37.047	1:47.261
54	37.178	1:42.710
81	38.964	1:42.036
63	1 Lap	2:01.922
72	51.219	1:43.408
48	1:01.913	1:46.362
43	1:03.883	1:45.739
25	1:15.158	1:46.538
71	1:23.270	1:48.042
139	1:28.741	1:49.406
34	1:35.421	1:52.190

#### LAP 7 @ 14:12:30.485

NO	BEHIND	LAP TIME
240		1:42.280
116	1 Lap	1:53.908
49	1 Lap	1:52.737
129	8.942	1:45.075
51	11.634	1:42.661
28	13.105	1:43.322
76	1 Lap	1:55.635
108	1 Lap	1:55.079
168	27.390	1:45.385
292	33.826	1:41.156
84	35.547	1:41.865
6	38.298	1:45.965
14	39.057	1:44.889
54	39.733	1:45.434

# BMCRC - MRO Championships 2022 - Rnd 5 @ Cadwell Park

## BMCRC Thunderbike Sport & Extreme

### RACE 6 - SECTOR ANALYSIS



SECTOR 1 = FL to I1, SECTOR 2 = I1 to FL, DIFF = Difference To Personal Best Lap, P = Crossed Finish Line in Pit Lane, D = Time Disallowed

P1 240 E		Andy SCANLON		Ducati 996 - hel, Continental, Dads wallet		
IDEAL LAP TIME : 1:39.652		BEST LAP TIME : 1:39.768		DIFFERENCE : 0.116		
LAP	SECTOR 1	SECTOR 2	LAP TIME	MPH	DIFF	TIME OF DAY
1 -		42.724	1:47.033	73.32	7.265	14:02:20.540
2 -	<b>58.092</b>	43.058	1:41.150 (2)	77.58	1.382	14:04:01.690
3 -	58.438	43.100	1:41.538 (3)	77.29	1.770	14:05:43.228
4 -	58.479	43.102	1:41.581	77.25	1.813	14:07:24.809
5 -	58.950	44.678	1:43.628	75.73	3.860	14:09:08.437
6 -	58.208	<b>41.560</b>	<b>1:39.768 (1)</b>	<b>78.66</b>		<b>14:10:48.205</b>
7 -	58.558	43.722	1:42.280	76.73	2.512	14:12:30.485

P2 129 E		Derek CRIPPS		Yamaha R1 - Kelly Cripps - Team FBR		
IDEAL LAP TIME : 1:41.031		BEST LAP TIME : 1:41.033		DIFFERENCE : 0.002		
LAP	SECTOR 1	SECTOR 2	LAP TIME	MPH	DIFF	TIME OF DAY
1 -		43.298	1:48.036	72.64	7.003	14:02:21.543
2 -	58.504	42.927	1:41.431 (3)	77.37	0.398	14:04:02.974
3 -	<b>58.324</b>	42.709	<b>1:41.033 (1)</b>	<b>77.67</b>		<b>14:05:44.007</b>
4 -	58.378	<b>42.707</b>	1:41.085 (2)	77.63	0.052	14:07:25.092
5 -	59.244	43.450	1:42.694	76.42	1.661	14:09:07.786
6 -	1:01.728	44.838	1:46.566	73.64	5.533	14:10:54.352
7 -	1:00.179	44.896	1:45.075	74.69	4.042	14:12:39.427

P3 51 E		Michael HOGARTH		Honda SP1 RC-51 - WHR Racing		
IDEAL LAP TIME : 1:42.267		BEST LAP TIME : 1:42.661		DIFFERENCE : 0.394		
LAP	SECTOR 1	SECTOR 2	LAP TIME	MPH	DIFF	TIME OF DAY
1 -		<b>43.160</b>	1:48.581	72.27	5.920	14:02:22.088
2 -	<b>59.107</b>	43.813	1:42.920 (2)	76.25	0.259	14:04:05.008
3 -	59.492	43.685	1:43.177 (3)	76.06	0.516	14:05:48.185
4 -	59.898	43.743	1:43.641	75.72	0.980	14:07:31.826
5 -	1:00.097	43.899	1:43.996	75.46	1.335	14:09:15.822
6 -	1:00.082	43.554	1:43.636	75.72	0.975	14:10:59.458
7 -	59.399	43.262	<b>1:42.661 (1)</b>	<b>76.44</b>		<b>14:12:42.119</b>

P4 28 E		David SPENCER		Suzuki GSXR 600 -		
IDEAL LAP TIME : 1:42.266		BEST LAP TIME : 1:42.760		DIFFERENCE : 0.494		
LAP	SECTOR 1	SECTOR 2	LAP TIME	MPH	DIFF	TIME OF DAY
1 -		<b>43.084</b>	1:48.896	72.06	6.136	14:02:22.403
2 -	<b>59.182</b>	43.578	<b>1:42.760 (1)</b>	<b>76.37</b>		<b>14:04:05.163</b>
3 -	59.617	43.610	1:43.227 (2)	76.02	0.467	14:05:48.390
4 -	59.937	43.588	1:43.525	75.80	0.765	14:07:31.915
5 -	1:00.816	43.213	1:44.029	75.44	1.269	14:09:15.944
6 -	1:00.449	43.875	1:44.324	75.22	1.564	14:11:00.268
7 -	59.905	43.417	1:43.322 (3)	75.95	0.562	14:12:43.590

P5 168 E		Ian ASHBY		TRIUMPH DAYTONA 955I - GROVE HOUSE		
IDEAL LAP TIME : 1:44.851		BEST LAP TIME : 1:45.220		DIFFERENCE : 0.369		
LAP	SECTOR 1	SECTOR 2	LAP TIME	MPH	DIFF	TIME OF DAY
1 -		<b>44.063</b>	1:51.847	70.16	6.627	14:02:25.354
2 -	1:01.133	44.087	<b>1:45.220 (1)</b>	<b>74.58</b>		<b>14:04:10.574</b>
3 -	1:01.345	44.076	1:45.421	74.44	0.201	14:05:55.995
4 -	1:00.845	44.524	1:45.369 (3)	74.48	0.149	14:07:41.364
5 -	<b>1:00.788</b>	44.522	1:45.310 (2)	74.52	0.090	14:09:26.674
6 -	1:01.610	44.206	1:45.816	74.16	0.596	14:11:12.490
7 -	1:00.984	44.401	1:45.385	74.47	0.165	14:12:57.875

# BMCRC - MRO Championships 2022 - Rnd 5 @ Cadwell Park

## BMCRC Thunderbike Sport & Extreme

### RACE 6 - SECTOR ANALYSIS



SECTOR 1 = FL to I1, SECTOR 2 = I1 to FL, DIFF = Difference To Personal Best Lap, P = Crossed Finish Line in Pit Lane, D = Time Disallowed

P6 292 R		Tommi CALDWELL		Yamaha YZF-R6 - DART Motorsport - California Superbike Schc		
IDEAL LAP TIME : 1:39.962		BEST LAP TIME : 1:41.017		DIFFERENCE : 1.055		
LAP	SECTOR 1	SECTOR 2	LAP TIME	MPH	DIFF	TIME OF DAY
1 -		43.174	2:23.299	54.76	42.282	14:02:56.806
2 -	58.400	42.617	<b>1:41.017 (1)</b>	<b>77.69</b>		<b>14:04:37.823</b>
3 -	58.736	<b>42.503</b>	1:41.239	77.52	0.222	14:06:19.062
4 -	58.626	42.581	1:41.207 (3)	77.54	0.190	14:08:00.269
5 -	58.610	42.885	1:41.495	77.32	0.478	14:09:41.764
6 -	<b>57.459</b>	43.932	1:41.391	77.40	0.374	14:11:23.155
7 -	58.442	42.714	1:41.156 (2)	77.58	0.139	14:13:04.311

P7 84		Ricardo BRANCO		Yamaha R6 - IMP Racing		
IDEAL LAP TIME : 1:40.988		BEST LAP TIME : 1:41.329		DIFFERENCE : 0.341		
LAP	SECTOR 1	SECTOR 2	LAP TIME	MPH	DIFF	TIME OF DAY
1 -		43.200	2:21.804	55.34	40.475	14:02:55.311
2 -	58.791	42.974	1:41.765	77.11	0.436	14:04:37.076
3 -	58.561	42.768	<b>1:41.329 (1)</b>	<b>77.45</b>		<b>14:06:18.405</b>
4 -	58.972	<b>42.739</b>	1:41.711 (3)	77.16	0.382	14:08:00.116
5 -	58.617	42.872	1:41.489 (2)	77.32	0.160	14:09:41.605
6 -	<b>58.249</b>	44.313	1:42.562	76.52	1.233	14:11:24.167
7 -	58.590	43.275	1:41.865	77.04	0.536	14:13:06.032

P8 6 E		Andrew FIRTH		Yamaha YZF-R1 - LTRmotorcycles.co.uk / Palmer Race Skool /		
IDEAL LAP TIME : 1:45.272		BEST LAP TIME : 1:45.665		DIFFERENCE : 0.393		
LAP	SECTOR 1	SECTOR 2	LAP TIME	MPH	DIFF	TIME OF DAY
1 -		45.667	1:54.681	68.43	9.016	14:02:28.188
2 -	1:02.406	45.361	1:47.767	72.82	2.102	14:04:15.955
3 -	1:02.204	45.179	1:47.383	73.08	1.718	14:06:03.338
4 -	1:01.897	45.139	1:47.036	73.32	1.371	14:07:50.374
5 -	1:01.328	45.451	1:46.779 (3)	73.49	1.114	14:09:37.153
6 -	<b>1:00.519</b>	45.146	<b>1:45.665 (1)</b>	<b>74.27</b>		<b>14:11:22.818</b>
7 -	1:01.212	<b>44.753</b>	1:45.965 (2)	74.06	0.300	14:13:08.783

P9 14 E		Nick KILLWORTH		Aprillia RSV MILLE - Bk Everts racing		
IDEAL LAP TIME : 1:44.889		BEST LAP TIME : 1:44.889		DIFFERENCE : 0.000		
LAP	SECTOR 1	SECTOR 2	LAP TIME	MPH	DIFF	TIME OF DAY
1 -		45.641	1:54.929	68.28	10.040	14:02:28.436
2 -	1:02.535	45.107	1:47.642	72.90	2.753	14:04:16.078
3 -	1:02.475	45.129	1:47.604	72.93	2.715	14:06:03.682
4 -	1:01.961	44.976	1:46.937 (3)	73.38	2.048	14:07:50.619
5 -	1:01.523	45.250	1:46.773 (2)	73.50	1.884	14:09:37.392
6 -	1:00.854	46.407	1:47.261	73.16	2.372	14:11:24.653
7 -	<b>1:00.008</b>	<b>44.881</b>	<b>1:44.889 (1)</b>	<b>74.82</b>		<b>14:13:09.542</b>

P10 54		Adam JAMISON		Yamaha R6 - Team AJR		
IDEAL LAP TIME : 1:40.667		BEST LAP TIME : 1:40.979		DIFFERENCE : 0.312		
LAP	SECTOR 1	SECTOR 2	LAP TIME	MPH	DIFF	TIME OF DAY
1 -		43.406	2:23.868	54.55	42.889	14:02:57.375
2 -	58.656	<b>42.478</b>	1:41.134 (2)	77.60	0.155	14:04:38.509
3 -	58.523	42.701	1:41.224 (3)	77.53	0.245	14:06:19.733
4 -	58.499	42.863	1:41.362	77.42	0.383	14:08:01.095
5 -	<b>58.189</b>	42.790	<b>1:40.979 (1)</b>	<b>77.71</b>		<b>14:09:42.074</b>
6 -	58.277	44.433	1:42.710	76.40	1.731	14:11:24.784
7 -	1:00.072	45.362	1:45.434	74.43	4.455	14:13:10.218

# BMCRC - MRO Championships 2022 - Rnd 5 @ Cadwell Park

## BMCRC Thunderbike Sport & Extreme

### RACE 6 - SECTOR ANALYSIS



SECTOR 1 = FL to I1, SECTOR 2 = I1 to FL, DIFF = Difference To Personal Best Lap, P = Crossed Finish Line in Pit Lane, D = Time Disallowed

P11 72 R		Luke LAWSON		Yamaha R6 - Bloom Valley Ltd - Farm Shop & Event Catering			
IDEAL LAP TIME : 1:42.984		BEST LAP TIME : 1:43.311		DIFFERENCE : 0.327			
LAP	SECTOR 1	SECTOR 2	LAP TIME	MPH	DIFF	TIME OF DAY	
1 -		44.196	2:25.724	53.85	42.413	14:02:59.231	
2 -	1:00.913	43.792	1:44.705	74.95	1.394	14:04:43.936	
3 -	1:00.432	43.962	1:44.394	75.17	1.083	14:06:28.330	
4 -	59.614	44.162	1:43.776 (3)	75.62	0.465	14:08:12.106	
5 -	59.719	<b>43.592</b>	<b>1:43.311 (1)</b>	<b>75.96</b>		<b>14:09:55.417</b>	
6 -	<b>59.392</b>	44.016	1:43.408 (2)	75.89	0.097	14:11:38.825	

P12 48		Shaun WALLIS		Yamaha R6 - MBC Despatch Racing			
IDEAL LAP TIME : 1:45.247		BEST LAP TIME : 1:45.247		DIFFERENCE : 0.000			
LAP	SECTOR 1	SECTOR 2	LAP TIME	MPH	DIFF	TIME OF DAY	
1 -		43.896	2:24.885	54.16	39.638	14:02:58.392	
2 -	<b>1:01.418</b>	<b>43.829</b>	<b>1:45.247 (1)</b>	<b>74.56</b>		<b>14:04:43.639</b>	
3 -	1:02.443	44.183	1:46.626	73.60	1.379	14:06:30.265	
4 -	1:01.903	43.960	1:45.863 (2)	74.13	0.616	14:08:16.128	
5 -	1:02.455	44.574	1:47.029	73.32	1.782	14:10:03.157	
6 -	1:02.430	43.932	1:46.362 (3)	73.78	1.115	14:11:49.519	

P13 43		Colin WALKEY		Kawasaki ZX6R G2 - ELP Racing			
IDEAL LAP TIME : 1:44.921		BEST LAP TIME : 1:45.453		DIFFERENCE : 0.532			
LAP	SECTOR 1	SECTOR 2	LAP TIME	MPH	DIFF	TIME OF DAY	
1 -		45.326	2:29.190	52.60	43.737	14:03:02.697	
2 -	1:01.336	44.709	1:46.045	74.00	0.592	14:04:48.742	
3 -	1:01.062	44.609	1:45.671 (2)	74.26	0.218	14:06:34.413	
4 -	1:00.847	44.606	<b>1:45.453 (1)</b>	<b>74.42</b>		<b>14:08:19.866</b>	
5 -	1:01.269	44.615	1:45.884	74.11	0.431	14:10:05.750	
6 -	1:01.361	<b>44.378</b>	1:45.739 (3)	74.22	0.286	14:11:51.489	

P14 25		Harrison DAY		Yamaha R6 -			
IDEAL LAP TIME : 1:46.190		BEST LAP TIME : 1:46.538		DIFFERENCE : 0.348			
LAP	SECTOR 1	SECTOR 2	LAP TIME	MPH	DIFF	TIME OF DAY	
1 -		46.364	2:30.954	51.98	44.416	14:03:04.461	
2 -	1:02.366	45.942	1:48.308	72.46	1.770	14:04:52.769	
3 -	1:02.679	45.797	1:48.476	72.34	1.938	14:06:41.245	
4 -	1:02.062	45.809	1:47.871 (3)	72.75	1.333	14:08:29.116	
5 -	1:02.148	<b>44.962</b>	1:47.110 (2)	73.27	0.572	14:10:16.226	
6 -	<b>1:01.228</b>	45.310	<b>1:46.538 (1)</b>	<b>73.66</b>		<b>14:12:02.764</b>	

P15 71		Colin CLUNE		Suzuki SV650 -			
IDEAL LAP TIME : 1:47.860		BEST LAP TIME : 1:48.042		DIFFERENCE : 0.182			
LAP	SECTOR 1	SECTOR 2	LAP TIME	MPH	DIFF	TIME OF DAY	
1 -		46.485	2:33.156	51.24	45.114	14:03:06.663	
2 -	1:03.191	45.936	1:49.127	71.91	1.085	14:04:55.790	
3 -	1:03.295	46.371	1:49.666	71.56	1.624	14:06:45.456	
4 -	1:02.898	46.119	1:49.017 (3)	71.98	0.975	14:08:34.473	
5 -	1:02.991	<b>45.370</b>	1:48.361 (2)	72.42	0.319	14:10:22.834	
6 -	<b>1:02.490</b>	45.552	<b>1:48.042 (1)</b>	<b>72.63</b>		<b>14:12:10.876</b>	

P16 139		Rob MARLEY		Honda CBR600F3 - PearTree Racing			
IDEAL LAP TIME : 1:49.406		BEST LAP TIME : 1:49.406		DIFFERENCE : 0.000			
LAP	SECTOR 1	SECTOR 2	LAP TIME	MPH	DIFF	TIME OF DAY	
1 -		46.489	2:30.813	52.03	41.407	14:03:04.320	
2 -	1:04.837	45.684	1:50.521 (3)	71.00	1.115	14:04:54.841	
3 -	1:05.447	46.203	1:51.650	70.29	2.244	14:06:46.491	
4 -	1:04.793	45.852	1:50.645	70.93	1.239	14:08:37.136	
5 -	1:04.114	45.691	1:49.805 (2)	71.47	0.399	14:10:26.941	
6 -	<b>1:03.866</b>	<b>45.540</b>	<b>1:49.406 (1)</b>	<b>71.73</b>		<b>14:12:16.347</b>	

# BMCRC - MRO Championships 2022 - Rnd 5 @ Cadwell Park

## BMCRC Thunderbike Sport & Extreme

### RACE 6 - SECTOR ANALYSIS



SECTOR 1 = FL to I1, SECTOR 2 = I1 to FL, DIFF = Difference To Personal Best Lap, P = Crossed Finish Line in Pit Lane, D = Time Disallowed

P17 34 R		Sean COOKNEY		Yamaha R6 - S34N Racing		
IDEAL LAP TIME : 1:50.431		BEST LAP TIME : 1:50.593		DIFFERENCE : 0.162		
LAP	SECTOR 1	SECTOR 2	LAP TIME	MPH	DIFF	TIME OF DAY
1 -		46.668	2:32.658	51.40	42.065	14:03:06.165
2 -	1:04.162	47.454	1:51.616	70.31	1.023	14:04:57.781
3 -	1:04.377	47.200	1:51.577 (3)	70.33	0.984	14:06:49.358
4 -	1:04.491	46.395	1:50.886 (2)	70.77	0.293	14:08:40.244
5 -	<b>1:04.082</b>	46.511	<b>1:50.593 (1)</b>	<b>70.96</b>		<b>14:10:30.837</b>
6 -	1:05.841	<b>46.349</b>	1:52.190	69.95	1.597	14:12:23.027

P18 116		Gareth FAITH		Suzuki SV650 - Sitramoto		
IDEAL LAP TIME : 1:51.583		BEST LAP TIME : 1:52.436		DIFFERENCE : 0.853		
LAP	SECTOR 1	SECTOR 2	LAP TIME	MPH	DIFF	TIME OF DAY
1 -		47.471	2:34.366	50.84	41.930	14:03:07.873
2 -	<b>1:04.880</b>	47.556	<b>1:52.436 (1)</b>	<b>69.80</b>		<b>14:05:00.309</b>
3 -	1:05.964	48.374	1:54.338	68.63	1.902	14:06:54.647
4 -	1:06.418	47.744	1:54.162	68.74	1.726	14:08:48.809
5 -	1:06.431	<b>46.703</b>	1:53.134 (2)	69.36	0.698	14:10:41.943
6 -	1:06.024	47.884	1:53.908 (3)	68.89	1.472	14:12:35.851

P19 49		Oli CHAYTOR		Yamaha R6 - PearTree Racing		
IDEAL LAP TIME : 1:52.548		BEST LAP TIME : 1:52.737		DIFFERENCE : 0.189		
LAP	SECTOR 1	SECTOR 2	LAP TIME	MPH	DIFF	TIME OF DAY
1 -		48.103	2:37.721	49.75	44.984	14:03:11.228
2 -	<b>1:05.070</b>	47.962	1:53.032 (2)	69.43	0.295	14:05:04.260
3 -	1:06.506	47.779	1:54.285	68.67	1.548	14:06:58.545
4 -	1:05.443	47.666	1:53.109 (3)	69.38	0.372	14:08:51.654
5 -	1:06.066	47.799	1:53.865	68.92	1.128	14:10:45.519
6 -	1:05.259	<b>47.478</b>	<b>1:52.737 (1)</b>	<b>69.61</b>		<b>14:12:38.256</b>

P20 76 R		Dean FARNWORTH		Honda CBR 600 RR - DMVS ltd		
IDEAL LAP TIME : 1:54.369		BEST LAP TIME : 1:55.635		DIFFERENCE : 1.266		
LAP	SECTOR 1	SECTOR 2	LAP TIME	MPH	DIFF	TIME OF DAY
1 -		48.369	2:39.284	49.27	43.649	14:03:12.791
2 -	1:08.178	47.917	1:56.095 (3)	67.60	0.460	14:05:08.886
3 -	1:09.637	48.448	1:58.085	66.46	2.450	14:07:06.971
4 -	1:07.687	48.030	1:55.717 (2)	67.82	0.082	14:09:02.688
5 -	1:08.718	<b>47.590</b>	1:56.308	67.47	0.673	14:10:58.996
6 -	<b>1:06.779</b>	48.856	<b>1:55.635 (1)</b>	<b>67.86</b>		<b>14:12:54.631</b>

P21 108 R		Liam ARMITAGE		Kawasaki ZX636 - LA KITCHENS		
IDEAL LAP TIME : 1:54.480		BEST LAP TIME : 1:55.079		DIFFERENCE : 0.599		
LAP	SECTOR 1	SECTOR 2	LAP TIME	MPH	DIFF	TIME OF DAY
1 -		48.601	2:40.108	49.01	45.029	14:03:13.615
2 -	1:07.877	<b>48.121</b>	1:55.998 (3)	67.65	0.919	14:05:09.613
3 -	1:07.791	48.132	1:55.923 (2)	67.70	0.844	14:07:05.536
4 -	1:07.690	48.887	1:56.577	67.32	1.498	14:09:02.113
5 -	1:08.481	49.354	1:57.835	66.60	2.756	14:10:59.948
6 -	<b>1:06.359</b>	48.720	<b>1:55.079 (1)</b>	<b>68.19</b>		<b>14:12:55.027</b>

P22 63		Robert BUSH		Suzuki GSXR 600 - Legacy Racing		
IDEAL LAP TIME : 2:01.053		BEST LAP TIME : 2:01.487		DIFFERENCE : 0.434		
LAP	SECTOR 1	SECTOR 2	LAP TIME	MPH	DIFF	TIME OF DAY
1 -		51.613	2:45.339	47.46	43.852	14:03:18.846
2 -	1:10.555	51.919	2:02.474	64.07	0.987	14:05:21.320
3 -	1:10.753	<b>50.734</b>	<b>2:01.487 (1)</b>	<b>64.60</b>		<b>14:07:22.807</b>
4 -	1:10.763	51.473	2:02.236 (3)	64.20	0.749	14:09:25.043
5 -	1:10.342	51.580	2:01.922 (2)	64.36	0.435	14:11:26.965



# BMCRC - MRO Championships 2022 - Rnd 5 @ Cadwell Park

## BMCRC Thunderbike Sport & Extreme

### RACE 6 - SECTOR ANALYSIS



SECTOR 1 = FL to I1, SECTOR 2 = I1 to FL, DIFF = Difference To Personal Best Lap, P = Crossed Finish Line in Pit Lane, D = Time Disallowed

<b>P23 77 E David MAY</b>		Suzuki GSXR 750 K1 - ELP Racing				
IDEAL LAP TIME : 1:40.409		BEST LAP TIME : 1:40.994		DIFFERENCE : 0.585		
LAP	SECTOR 1	SECTOR 2	LAP TIME	MPH	DIFF	TIME OF DAY
1 -		42.999	1:46.898	73.41	5.904	14:02:20.405
2 -	<b>57.840</b>	43.154	<b>1:40.994 (1)</b>	<b>77.70</b>		<b>14:04:01.399</b>
3 -	58.335	43.351	1:41.686	77.17	0.692	14:05:43.085
4 -	58.141	43.439	1:41.580 (3)	77.25	0.586	14:07:24.665
5 -	58.682	43.239	1:41.921	77.00	0.927	14:09:06.586
6 -	58.451	<b>42.569</b>	1:41.020 (2)	77.68	0.026	14:10:47.606

<b>P24 81 Malvern MAY</b>		Honda CBR600RR - IMP racing				
IDEAL LAP TIME : 1:40.809		BEST LAP TIME : 1:41.442		DIFFERENCE : 0.633		
LAP	SECTOR 1	SECTOR 2	LAP TIME	MPH	DIFF	TIME OF DAY
1 -		43.267	2:23.150	54.82	41.708	14:02:56.657
2 -	59.653	42.747	1:42.400	76.64	0.958	14:04:39.057
3 -	59.172	<b>42.270</b>	<b>1:41.442 (1)</b>	<b>77.36</b>		<b>14:06:20.499</b>
4 -	59.145	42.724	1:41.869 (2)	77.04	0.427	14:08:02.368
5 -	58.581	43.585	1:42.166	76.81	0.724	14:09:44.534
6 -	58.764	43.272	1:42.036 (3)	76.91	0.594	14:11:26.570

<b>P25 119 E Simon HEALEY</b>		Yamaha R1 - Popular Tyres Ltd / Pro Parts Ltd				
IDEAL LAP TIME : 1:46.680		BEST LAP TIME : 1:46.782		DIFFERENCE : 0.102		
LAP	SECTOR 1	SECTOR 2	LAP TIME	MPH	DIFF	TIME OF DAY
1 -		47.628	1:57.331	66.88	10.549	14:02:30.838
2 -	1:01.784	<b>45.022</b>	1:46.806 (2)	73.47	0.024	14:04:17.644
3 -	<b>1:01.658</b>	45.124	<b>1:46.782 (1)</b>	<b>73.49</b>		<b>14:06:04.426</b>
4 -	1:03.005	46.109	1:49.114 (3)	71.92	2.332	14:07:53.540

# BMCRC - MRO Championships 2022 - Rnd 5 @ Cadwell Park

## BMCRC Thunderbike Sport & Extreme

### RACE 6 - BEST SECTORS

SECTOR 1			SECTOR 2			IDEAL / BEST COMPARISON						
POS	NO	NAME	TIME	NO	NAME	TIME	POS	NO	NAME	IDEAL	BEST	DIFF
									<b>PERFECT LAP</b>	<b>1:39.019</b>		
1	292	CALDWELL	<b>57.459</b>	240	SCANLON	<b>41.560</b>	1	240	SCANLON	1:39.652	1:39.768	<b>0.116</b>
2	77	MAY	<b>57.840</b>	81	MAY	<b>42.270</b>	2	292	CALDWELL	1:39.962	1:41.017	<b>1.055</b>
3	240	SCANLON	<b>58.092</b>	54	JAMISON	<b>42.478</b>	3	77	MAY	1:40.409	1:40.994	<b>0.585</b>
4	54	JAMISON	<b>58.189</b>	292	CALDWELL	<b>42.503</b>	4	54	JAMISON	1:40.667	1:40.979	<b>0.312</b>
5	84	BRANCO	<b>58.249</b>	77	MAY	<b>42.569</b>	5	81	MAY	1:40.809	1:41.442	<b>0.633</b>
6	129	CRIPPS	<b>58.324</b>	129	CRIPPS	<b>42.707</b>	6	84	BRANCO	1:40.988	1:41.329	<b>0.341</b>
7	81	MAY	<b>58.539</b>	84	BRANCO	<b>42.739</b>	7	129	CRIPPS	1:41.031	1:41.033	<b>0.002</b>
8	51	HOGARTH	<b>59.107</b>	28	SPENCER	<b>43.084</b>	8	28	SPENCER	1:42.266	1:42.760	<b>0.494</b>
9	28	SPENCER	<b>59.182</b>	51	HOGARTH	<b>43.160</b>	9	51	HOGARTH	1:42.267	1:42.661	<b>0.394</b>
10	72	LAWSON	<b>59.392</b>	72	LAWSON	<b>43.592</b>	10	72	LAWSON	1:42.984	1:43.311	<b>0.327</b>
11	14	KILLWORTH	<b>1:00.008</b>	48	WALLIS	<b>43.829</b>	11	168	ASHBY	1:44.851	1:45.220	<b>0.369</b>
12	6	FIRTH	<b>1:00.519</b>	168	ASHBY	<b>44.063</b>	12	14	KILLWORTH	1:44.889	1:44.889	<b>0.000</b>
13	43	WALKEY	<b>1:00.543</b>	43	WALKEY	<b>44.378</b>	13	43	WALKEY	1:44.921	1:45.453	<b>0.532</b>
14	168	ASHBY	<b>1:00.788</b>	6	FIRTH	<b>44.753</b>	14	48	WALLIS	1:45.247	1:45.247	<b>0.000</b>
15	25	DAY	<b>1:01.228</b>	14	KILLWORTH	<b>44.881</b>	15	6	FIRTH	1:45.272	1:45.665	<b>0.393</b>
16	48	WALLIS	<b>1:01.418</b>	25	DAY	<b>44.962</b>	16	25	DAY	1:46.190	1:46.538	<b>0.348</b>
17	119	HEALEY	<b>1:01.658</b>	119	HEALEY	<b>45.022</b>	17	119	HEALEY	1:46.680	1:46.782	<b>0.102</b>
18	71	CLUNE	<b>1:02.490</b>	71	CLUNE	<b>45.370</b>	18	71	CLUNE	1:47.860	1:48.042	<b>0.182</b>
19	139	MARLEY	<b>1:03.866</b>	139	MARLEY	<b>45.540</b>	19	139	MARLEY	1:49.406	1:49.406	<b>0.000</b>
20	34	COOKNEY	<b>1:04.082</b>	34	COOKNEY	<b>46.349</b>	20	34	COOKNEY	1:50.431	1:50.593	<b>0.162</b>
21	116	FAITH	<b>1:04.880</b>	116	FAITH	<b>46.703</b>	21	116	FAITH	1:51.583	1:52.436	<b>0.853</b>
22	49	CHAYTOR	<b>1:05.070</b>	49	CHAYTOR	<b>47.478</b>	22	49	CHAYTOR	1:52.548	1:52.737	<b>0.189</b>
23	108	ARMITAGE	<b>1:06.359</b>	76	FARNWORTH	<b>47.590</b>	23	76	FARNWORTH	1:54.369	1:55.635	<b>1.266</b>
24	76	FARNWORTH	<b>1:06.779</b>	108	ARMITAGE	<b>48.121</b>	24	108	ARMITAGE	1:54.480	1:55.079	<b>0.599</b>
25	63	BUSH	<b>1:10.319</b>	63	BUSH	<b>50.734</b>	25	63	BUSH	2:01.053	2:01.487	<b>0.434</b>
26												
27												

# BMCRC - MRO Championships 2022 - Rnd 5 @ Cadwell Park

## BMCRC Thunderbike Sport & Extreme

### RACE 6 - STATISTICS

**Competitors Started** 27  
**Planned Start** 2022-06-25 @ 14:00:00.000  
**Actual Start** 2022-06-25 @ 14:00:33.506  
**Finish Time** 2022-06-25 @ 14:12:30.484  
**Track Length** 2.1800mi.  
**Total Laps** 157  
**Total Distance Covered** 342.2629mi.

#### Session Fastest Lap History

NO	CL	NAME	LAP TIME	TIME OF DAY	LAP	VEHICLE
77	E	David MAY	<b>1:40.994</b>	14:04:01.408	2	Suzuki GSXR 750 K1
54		Adam JAMISON	<b>1:40.979</b>	14:09:42.086	5	Yamaha R6
240	E	Andy SCANLON	<b>1:39.768</b>	14:10:48.233	6	Ducati 996

#### Session Leader History

NO	CL	NAME	FROM LAP	LAPS LED	DISTANCE	VEHICLE
77	E	David MAY	1	6	13.08 miles	Suzuki GSXR 750 K1
240	E	Andy SCANLON	7	1	2.18 miles	Ducati 996

#### Flag History

TYPE	TIME OF DAY
GREEN	14:00:33.506
FINISH	14:12:30.484

#### Flag Statistics

TYPE	COUNT	TOTAL LAPS	TOTAL TIME
Green	1	7	19:02.399
Red	0	0	0.000
Safety Car	0	0	0.000
FCY	0	0	0.000

# BMCRC - MRO Championships 2022 - Rnd 5 @ Cadwell Park

## BMCRC Thunderbike Sport & Extreme

### RACE 6 - STATISTICS

**CLASS : E**

9 Starters

#### Fastest Lap History

NO	NAME	LAP TIME	TIME OF DAY	LAP	VEHICLE
77	David MAY	<b>1:40.994</b>	14:04:01.408	2	Suzuki GSXR 750 K1
240	Andy SCANLON	<b>1:39.768</b>	14:10:48.233	6	Ducati 996

#### Leader History

NO	NAME	FROM LAP	LAPS LED	DISTANCE	VEHICLE
77	David MAY	1	6	13.08 miles	Suzuki GSXR 750 K1
240	Andy SCANLON	7	1	2.18 miles	Ducati 996

# BMCRC - MRO Championships 2022 - Rnd 5 @ Cadwell Park

## BMCRC Thunderbike Sport & Extreme

### RACE 6 - STATISTICS

CLASS :

13 Starters

#### Fastest Lap History

NO	NAME	LAP TIME	TIME OF DAY	LAP	VEHICLE
84	Ricardo BRANCO	1:41.765	14:04:37.101	2	Yamaha R6
54	Adam JAMISON	1:41.134	14:04:38.521	2	Yamaha R6
54	Adam JAMISON	1:40.979	14:09:42.086	5	Yamaha R6

#### Leader History

NO	NAME	FROM LAP	LAPS LED	DISTANCE	VEHICLE
84	Ricardo BRANCO	1	7	15.26 miles	Yamaha R6

# BMCRC - MRO Championships 2022 - Rnd 5 @ Cadwell Park

## BMCRC Thunderbike Sport & Extreme

### RACE 6 - STATISTICS

**CLASS : R**

5 Starters

#### Fastest Lap History

NO	NAME	LAP TIME	TIME OF DAY	LAP	VEHICLE
292	Tommi CALDWELL	1:41.017	14:04:37.834	2	Yamaha YZF-R6

#### Leader History

NO	NAME	FROM LAP	LAPS LED	DISTANCE	VEHICLE
292	Tommi CALDWELL	1	7	15.26 miles	Yamaha YZF-R6

# BMCRC - MRO Championships 2022 - Rnd 5 @ Cadwell Park

## BMCRC Thunderbike Sport & Extreme

### RACE 16 - GRID (7 Laps) - AMENDED

ROW 10	28	1:55.635	76	Dean FARNWORTH	29	2:01.487	63	Robert BUSH	30	1:55.079	138	Craig JARMIN
ROW 9	25	1:52.436	116	Gareth FAITH	26	1:52.737	49	Oli CHAYTOR	27	1:55.079	108	Liam ARMITAGE
ROW 8	22	1:48.042	71	Colin CLUNE	23	1:49.406	139	Rob MARLEY	24	1:50.593	34	Sean COOKNEY
ROW 7	19	1:45.453	43	Colin WALKEY	20	1:46.538	25	Harrison DAY	21	1:46.538	624	Matthew FEDRICK
ROW 6	16	1:41.442	81	Malvern MAY	17	1:43.311	72	Luke LAWSON	18	1:45.247	48	Shaun WALLIS
ROW 5	13	1:40.979	54	Adam JAMISON	14	1:41.017	292	Tommi CALDWELL	15	1:41.329	84	Ricardo BRANCO
ROW 4	10				11				12			
ROW 3	7	1:45.220	168	Ian ASHBY	8	1:45.665	6	Andrew FIRTH	9	1:46.782	119	Simon HEALEY
ROW 2	4	1:42.661	51	Michael HOGARTH	5	1:42.760	28	David SPENCER	6	1:44.889	14	Nick KILLWORTH
ROW 1	1	1:39.768	240	Andy SCANLON	2	1:40.994	77	David MAY	3	1:41.033	129	Derek CRIPPS
<b>Pole</b>												

Cadwell Park: 2.1800 miles

These results are provisional until the conclusion of any judicial and technical matters.

Clerk Of Course :	Stewards :	Timekeeper : Sarah Evans
-------------------	------------	--------------------------

Results can be found at [www.tsl-timing.com](http://www.tsl-timing.com)

Printed - 17:08 Saturday, 25 June 2022



# BMCRC - MRO Championships 2022 - Rnd 5 @ Cadwell Park



## BMCRC Thunderbike Sport & Extreme

### RACE 16 - CLASSIFICATION

POS	NO	CL	PIC NAME	ENTRY	LAPS	TIME	GAP	DIFF	MPH	BEST	ON
1	77	E	1 David MAY	Suzuki GSXR 750 K1 - ELP Racing	7	11:59.287			76.37	<b>1:40.681</b>	6
2	240	E	2 Andy SCANLON	Ducati 996 - hel, Continental, Dads wallet	7	12:00.511	<b>1.224</b>	1.224	76.24	<b>1:40.637</b>	6
3	28	E	3 David SPENCER	Suzuki GSXR 600 -	7	12:03.565	<b>4.278</b>	3.054	75.92	<b>1:41.606</b>	4
4	129	E	4 Derek CRIPPS	Yamaha R1 - Kelly Cripps - Team FBR	7	12:04.772	<b>5.485</b>	1.207	75.79	<b>1:42.195</b>	6
5	14	E	5 Nick KILLWORTH	Aprillia RSV MILLE - Bk Evers racing	7	12:07.653	<b>8.366</b>	2.881	75.49	<b>1:42.124</b>	4
6	168	E	6 Ian ASHBY	TRIUMPH DAYTONA 955I - GROVE HOUSE	7	12:19.954	<b>20.667</b>	12.301	74.24	<b>1:44.287</b>	2
7	84		1 Ricardo BRANCO	Yamaha R6 - IMP Racing	7	12:33.734	<b>34.447</b>	13.780	72.88	<b>1:41.967</b>	7
8	54		2 Adam JAMISON	Yamaha R6 - Team AJR	7	12:33.898	<b>34.611</b>	0.164	72.86	<b>1:41.960</b>	7
9	624		3 Matthew FEDRICK	Yamaha R6 - Matthew Fedrick farriers ltd/ Palmer R	7	12:34.085	<b>34.798</b>	0.187	72.85	<b>1:41.169</b>	4
10	6	E	7 Andrew FIRTH	Yamaha YZF-R1 - LTRmotorcycles.co.uk / Palmer	7	12:45.806	<b>46.519</b>	11.721	71.73	<b>1:47.763</b>	6
11	72	R	1 Luke LAWSON	Yamaha R6 - Bloom Valley Ltd - Farm Shop & Even	7	12:45.976	<b>46.689</b>	0.170	71.72	<b>1:42.946</b>	4
12	48		4 Shaun WALLIS	Yamaha R6 - MBC Despatch Racing	7	12:56.053	<b>56.766</b>	10.077	70.78	<b>1:45.302</b>	2
13	43		5 Colin WALKEY	Kawasaki ZX6R G2 - ELP Racing	7	13:04.229	<b>1:04.942</b>	8.176	70.05	<b>1:45.193</b>	7
14	25		6 Harrison DAY	Yamaha R6 -	7	13:04.795	<b>1:05.508</b>	0.566	70.00	<b>1:45.163</b>	7
15	71		7 Colin CLUNE	Suzuki SV650 -	7	13:23.629	<b>1:24.342</b>	18.834	68.36	<b>1:48.257</b>	7
16	139		8 Rob MARLEY	Honda CBR600F3 - PearTree Racing	7	13:26.477	<b>1:27.190</b>	2.848	68.11	<b>1:48.852</b>	7
17	49		9 Oli CHAYTOR	Yamaha R6 - PearTree Racing	6	12:01.262	<b>1 Lap</b>	1 Lap	65.28	<b>1:51.822</b>	4
18	34	R	2 Sean COOKNEY	Yamaha R6 - S34N Racing	6	12:03.444	<b>1 Lap</b>	2.182	65.08	<b>1:51.077</b>	3
19	116		10 Gareth FAITH	Suzuki SV650 - Sitramoto	6	12:03.773	<b>1 Lap</b>	0.329	65.05	<b>1:51.796</b>	4
20	76	R	3 Dean FARNWORTH	Honda CBR 600 RR - DMVS ltd	6	12:04.279	<b>1 Lap</b>	0.506	65.01	<b>1:52.314</b>	3
21	63		11 Robert BUSH	Suzuki GSXR 600 - Legacy Racing	6	12:53.066	<b>1 Lap</b>	48.787	60.91	<b>2:01.240</b>	6

#### NOT CLASSIFIED

DNF	292	R	Tommi CALDWELL	Yamaha YZF-R6 - DART Motorsport - California Suj	4	7:25.372	<b>3 Laps</b>	2 Laps	70.48	<b>1:41.190</b>	4
DNF	51	E	Michael HOGARTH	Honda SP1 RC-51 - WHR Racing	1	1:50.375	<b>6 Laps</b>	3 Laps	71.10		

#### FASTEST LAP

	240	E	Andy SCANLON	Ducati 996 - hel, Continental, Dads wallet	6	1:40.637		77.98 mph	125.50 kph		
	624		Matthew FEDRICK	Yamaha R6 - Matthew Fedrick farriers ltd/ Palmer R	4	1:41.169		77.57 mph	124.84 kph		
	292	R	Tommi CALDWELL	Yamaha YZF-R6 - DART Motorsport - California Suj	4	1:41.190		77.55 mph	124.81 kph		

Class E - 92.5% of Race Speed = 70.64 mph

Class - 92.5% of Race Speed = 67.41 mph

Class R - 92.5% of Race Speed = 66.34 mph

Weather / Track : Bright / Dry

These results are provisional until the conclusion of any judicial and technical matters.

Race Distance: 7 Laps / 15.26 miles

Cadwell Park: 2.1800 miles

Date: 25/06/2022 Start: 17:38 Finish: 17:50

Clerk Of Course :

Stewards :

Timekeeper : Sarah Evans

Results can be found at [www.tsl-timing.com](http://www.tsl-timing.com)

Printed - 17:54 Saturday, 25 June 2022





# BMCRC - MRO Championships 2022 - Rnd 5 @ Cadwell Park

## BMCRC Thunderbike Sport & Extreme

### RACE 16 - LAP CHART

#### LAP 1 @ 17:40:14.660

NO	BEHIND	LAP TIME
77		1:47.411
240	0.230	1:47.641
28	0.476	1:47.887
129	1.272	1:48.683
168	2.018	1:49.429
14	2.493	1:49.904
51	2.964	1:50.375
6	6.148	1:53.559
84	30.528	2:17.939
54	30.698	2:18.109
292	31.379	2:18.790
624	33.545	2:20.956
72	34.098	2:21.509
48	34.578	2:21.989
43	37.589	2:25.000
25	37.968	2:25.379
139	39.850	2:27.261
71	40.647	2:28.058
116	43.690	2:31.101
49	44.810	2:32.221
34	45.203	2:32.614
76	45.840	2:33.251
63	55.640	2:43.051

#### LAP 2 @ 17:41:57.705

NO	BEHIND	LAP TIME
77		1:43.045
240	0.106	1:42.921
28	0.374	1:42.943
129	1.209	1:42.982
168	3.260	1:44.287
14	3.587	1:44.139
6	12.540	1:49.437
84	30.351	1:42.868
54	30.517	1:42.864
292	30.879	1:42.545
624	33.067	1:42.567
72	34.958	1:43.905
48	36.835	1:45.302
43	42.674	1:48.130
25	42.843	1:47.920
139	48.725	1:51.920
71	48.863	1:51.261
116	54.676	1:54.031
34	54.791	1:52.633
49	55.334	1:53.569
76	57.005	1:54.210
63	1:15.487	2:02.892

#### LAP 3 @ 17:43:39.795

NO	BEHIND	LAP TIME
77		1:42.090
240	0.120	1:42.104
28	0.936	1:42.652
129	1.796	1:42.677
14	4.380	1:42.883
168	5.520	1:44.350
6	19.039	1:48.589
292	31.636	1:42.847
84	31.706	1:43.445
54	31.801	1:43.374
624	33.847	1:42.870

Weather / Track : Bright / Dry

Results can be found at [www.tsl-timing.com](http://www.tsl-timing.com)

72	37.927	1:45.059
48	40.795	1:46.050
43	47.413	1:46.829
25	47.969	1:47.216
139	55.676	1:49.041
71	56.467	1:49.694
34	1:03.778	1:51.077
49	1:06.100	1:52.856
116	1:06.733	1:54.147
76	1:07.229	1:52.314
63	1:34.661	2:01.264

#### LAP 4 @ 17:45:21.362

NO	BEHIND	LAP TIME
77		1:41.567
240	0.130	1:41.577
28	0.975	1:41.606
129	2.661	1:42.432
14	4.937	1:42.124
168	8.439	1:44.486
6	25.491	1:48.019
292	31.259	1:41.190
84	32.551	1:42.412
54	32.743	1:42.509
624	33.449	1:41.169
72	39.306	1:42.946
48	44.591	1:45.363
43	52.740	1:46.894
25	53.089	1:46.687
71	1:03.500	1:48.600
139	1:04.220	1:50.111
34	1:15.332	1:53.121
49	1:16.355	1:51.822
116	1:16.962	1:51.796
76	1:20.189	1:54.527

#### LAP 5 @ 17:47:03.389

NO	BEHIND	LAP TIME
77		1:42.027
240	0.219	1:42.116
28	1.468	1:42.520
129	3.646	1:43.012
14	6.682	1:43.772
168	12.418	1:46.006
63	1 Lap	2:02.312
6	32.815	1:49.351
84	32.949	1:42.425
54	33.133	1:42.417
624	33.412	1:41.990
72	42.556	1:45.277
48	48.750	1:46.186
43	57.072	1:46.359
25	57.589	1:46.527
71	1:10.476	1:49.003
139	1:12.273	1:50.080
34	1:30.077	1:56.772
49	1:30.314	1:55.986
116	1:31.097	1:56.162
76	1:33.024	1:54.862

#### LAP 6 @ 17:48:44.070

NO	BEHIND	LAP TIME
77		1:40.681
240	0.175	1:40.637

28	2.841	1:42.054
129	5.160	1:42.195
14	8.444	1:42.443
168	17.519	1:45.782
84	34.946	1:42.678
63	1 Lap	2:02.307
54	35.117	1:42.665
624	35.409	1:42.678
6	39.897	1:47.763
72	45.823	1:43.948
48	53.877	1:45.808
43	1:02.215	1:45.824
25	1:02.811	1:45.903
71	1:18.551	1:48.756
139	1:20.804	1:49.212

#### LAP 7 @ 17:50:26.536

NO	BEHIND	LAP TIME
77		1:42.466
240	1.224	1:43.515
49	1 Lap	1:54.808
34	1 Lap	1:57.227
28	4.278	1:43.903
116	1 Lap	1:56.536
76	1 Lap	1:55.115
129	5.485	1:42.791
14	8.366	1:42.388
168	20.667	1:45.614
84	34.447	1:41.967
54	34.611	1:41.960
624	34.798	1:41.855
6	46.519	1:49.088
72	46.689	1:43.332
63	1 Lap	2:01.240
48	56.766	1:45.355
43	1:04.942	1:45.193
25	1:05.508	1:45.163
71	1:24.342	1:48.257
139	1:27.190	1:48.852

Cadwell Park: 2.1800 miles  
Date: 25/06/2022 Start: 17:38 Finish: 17:50

Printed - 17:54 Saturday, 25 June 2022

# BMCRC - MRO Championships 2022 - Rnd 5 @ Cadwell Park

## BMCRC Thunderbike Sport & Extreme

### RACE 16 - SECTOR ANALYSIS



SECTOR 1 = FL to I1, SECTOR 2 = I1 to FL, DIFF = Difference To Personal Best Lap, P = Crossed Finish Line in Pit Lane, D = Time Disallowed

P1 77 E		David MAY		Suzuki GSXR 750 K1 - ELP Racing		
IDEAL LAP TIME : 1:40.679		BEST LAP TIME : 1:40.681		DIFFERENCE : 0.002		
LAP	SECTOR 1	SECTOR 2	LAP TIME	MPH	DIFF	TIME OF DAY
1 -		43.713	1:47.411	73.06	6.730	17:40:14.660
2 -	59.456	43.589	1:43.045	76.16	2.364	17:41:57.705
3 -	58.939	43.151	1:42.090	76.87	1.409	17:43:39.795
4 -	58.310	43.257	1:41.567 (2)	77.26	0.886	17:45:21.362
5 -	59.320	<b>42.707</b>	1:42.027 (3)	76.92	1.346	17:47:03.389
6 -	<b>57.972</b>	42.709	<b>1:40.681 (1)</b>	<b>77.94</b>		<b>17:48:44.070</b>
7 -	59.206	43.260	1:42.466	76.59	1.785	17:50:26.536

P2 240 E		Andy SCANLON		Ducati 996 - hel, Continental, Dads wallet		
IDEAL LAP TIME : 1:40.635		BEST LAP TIME : 1:40.637		DIFFERENCE : 0.002		
LAP	SECTOR 1	SECTOR 2	LAP TIME	MPH	DIFF	TIME OF DAY
1 -		43.742	1:47.641	72.90	7.004	17:40:14.890
2 -	59.471	43.450	1:42.921	76.25	2.284	17:41:57.811
3 -	59.031	43.073	1:42.104 (3)	76.86	1.467	17:43:39.915
4 -	<b>58.415</b>	43.162	1:41.577 (2)	77.26	0.940	17:45:21.492
5 -	59.419	42.697	1:42.116	76.85	1.479	17:47:03.608
6 -	58.417	<b>42.220</b>	<b>1:40.637 (1)</b>	<b>77.98</b>		<b>17:48:44.245</b>
7 -	59.265	44.250	1:43.515	75.81	2.878	17:50:27.760

P3 28 E		David SPENCER		Suzuki GSXR 600 -		
IDEAL LAP TIME : 1:41.606		BEST LAP TIME : 1:41.606		DIFFERENCE : 0.000		
LAP	SECTOR 1	SECTOR 2	LAP TIME	MPH	DIFF	TIME OF DAY
1 -		43.527	1:47.887	72.74	6.281	17:40:15.136
2 -	59.455	43.488	1:42.943	76.23	1.337	17:41:58.079
3 -	59.042	43.610	1:42.652	76.45	1.046	17:43:40.731
4 -	<b>58.836</b>	<b>42.770</b>	<b>1:41.606 (1)</b>	<b>77.24</b>		<b>17:45:22.337</b>
5 -	59.488	43.032	1:42.520 (3)	76.55	0.914	17:47:04.857
6 -	58.854	43.200	1:42.054 (2)	76.90	0.448	17:48:46.911
7 -	58.925	44.978	1:43.903	75.53	2.297	17:50:30.814

P4 129 E		Derek CRIPPS		Yamaha R1 - Kelly Cripps - Team FBR		
IDEAL LAP TIME : 1:42.195		BEST LAP TIME : 1:42.195		DIFFERENCE : 0.000		
LAP	SECTOR 1	SECTOR 2	LAP TIME	MPH	DIFF	TIME OF DAY
1 -		43.436	1:48.683	72.21	6.488	17:40:15.932
2 -	59.120	43.862	1:42.982	76.20	0.787	17:41:58.914
3 -	58.879	43.798	1:42.677 (3)	76.43	0.482	17:43:41.591
4 -	58.927	43.505	1:42.432 (2)	76.61	0.237	17:45:24.023
5 -	59.437	43.575	1:43.012	76.18	0.817	17:47:07.035
6 -	<b>58.864</b>	<b>43.331</b>	<b>1:42.195 (1)</b>	<b>76.79</b>		<b>17:48:49.230</b>
7 -	59.122	43.669	1:42.791	76.34	0.596	17:50:32.021

P5 14 E		Nick KILLWORTH		Aprillia RSV MILLE - Bk Everts racing		
IDEAL LAP TIME : 1:41.653		BEST LAP TIME : 1:42.124		DIFFERENCE : 0.471		
LAP	SECTOR 1	SECTOR 2	LAP TIME	MPH	DIFF	TIME OF DAY
1 -		43.959	1:49.904	71.40	7.780	17:40:17.153
2 -	1:00.025	44.114	1:44.139	75.36	2.015	17:42:01.292
3 -	59.880	<b>43.003</b>	1:42.883	76.28	0.759	17:43:44.175
4 -	58.990	43.134	<b>1:42.124 (1)</b>	<b>76.84</b>		<b>17:45:26.299</b>
5 -	59.457	44.315	1:43.772	75.62	1.648	17:47:10.071
6 -	<b>58.650</b>	43.793	1:42.443 (3)	76.60	0.319	17:48:52.514
7 -	58.973	43.415	1:42.388 (2)	76.65	0.264	17:50:34.902

# BMCRC - MRO Championships 2022 - Rnd 5 @ Cadwell Park

## BMCRC Thunderbike Sport & Extreme

### RACE 16 - SECTOR ANALYSIS



SECTOR 1 = FL to I1, SECTOR 2 = I1 to FL, DIFF = Difference To Personal Best Lap, P = Crossed Finish Line in Pit Lane, D = Time Disallowed

P6 168 E Ian ASHBY		TRIUMPH DAYTONA 955I - GROVE HOUSE				
IDEAL LAP TIME : 1:43.695		BEST LAP TIME : 1:44.287		DIFFERENCE : 0.592		
LAP	SECTOR 1	SECTOR 2	LAP TIME	MPH	DIFF	TIME OF DAY
1 -		43.937	1:49.429	71.71	5.142	17:40:16.678
2 -	<b>1:00.185</b>	44.102	<b>1:44.287 (1)</b>	<b>75.25</b>		<b>17:42:00.965</b>
3 -	1:00.840	<b>43.510</b>	1:44.350 (2)	75.20	0.063	17:43:45.315
4 -	1:00.340	44.146	1:44.486 (3)	75.11	0.199	17:45:29.801
5 -	1:01.113	44.893	1:46.006	74.03	1.719	17:47:15.807
6 -	1:00.915	44.867	1:45.782	74.19	1.495	17:49:01.589
7 -	1:01.141	44.473	1:45.614	74.30	1.327	17:50:47.203

P7 84 Ricardo BRANCO		Yamaha R6 - IMP Racing				
IDEAL LAP TIME : 1:41.383		BEST LAP TIME : 1:41.967		DIFFERENCE : 0.584		
LAP	SECTOR 1	SECTOR 2	LAP TIME	MPH	DIFF	TIME OF DAY
1 -		<b>42.992</b>	2:17.939	56.89	35.972	17:40:45.188
2 -	59.343	43.525	1:42.868	76.29	0.901	17:42:28.056
3 -	59.134	44.311	1:43.445	75.86	1.478	17:44:11.501
4 -	59.176	43.236	1:42.412 (2)	76.63	0.445	17:45:53.913
5 -	<b>58.391</b>	44.034	1:42.425 (3)	76.62	0.458	17:47:36.338
6 -	59.226	43.452	1:42.678	76.43	0.711	17:49:19.016
7 -	58.814	43.153	<b>1:41.967 (1)</b>	<b>76.96</b>		<b>17:51:00.983</b>

P8 54 Adam JAMISON		Yamaha R6 - Team AJR				
IDEAL LAP TIME : 1:41.392		BEST LAP TIME : 1:41.960		DIFFERENCE : 0.568		
LAP	SECTOR 1	SECTOR 2	LAP TIME	MPH	DIFF	TIME OF DAY
1 -		<b>42.718</b>	2:18.109	56.82	36.149	17:40:45.358
2 -	59.440	43.424	1:42.864	76.29	0.904	17:42:28.222
3 -	59.545	43.829	1:43.374	75.91	1.414	17:44:11.596
4 -	59.482	43.027	1:42.509 (3)	76.55	0.549	17:45:54.105
5 -	<b>58.674</b>	43.743	1:42.417 (2)	76.62	0.457	17:47:36.522
6 -	59.555	43.110	1:42.665	76.44	0.705	17:49:19.187
7 -	59.150	42.810	<b>1:41.960 (1)</b>	<b>76.97</b>		<b>17:51:01.147</b>

P9 624 Matthew FEDRICK		Yamaha R6 - Matthew Fedrick farriers ltd/ Palmer Race Skool				
IDEAL LAP TIME : 1:41.118		BEST LAP TIME : 1:41.169		DIFFERENCE : 0.051		
LAP	SECTOR 1	SECTOR 2	LAP TIME	MPH	DIFF	TIME OF DAY
1 -		43.613	2:20.956	55.67	39.787	17:40:48.205
2 -	59.470	43.097	1:42.567	76.51	1.398	17:42:30.772
3 -	59.473	43.397	1:42.870	76.29	1.701	17:44:13.642
4 -	58.785	<b>42.384</b>	<b>1:41.169 (1)</b>	<b>77.57</b>		<b>17:45:54.811</b>
5 -	<b>58.734</b>	43.256	1:41.990 (3)	76.94	0.821	17:47:36.801
6 -	59.825	42.853	1:42.678	76.43	1.509	17:49:19.479
7 -	59.333	42.522	1:41.855 (2)	77.05	0.686	17:51:01.334

P10 6 E Andrew FIRTH		Yamaha YZF-R1 - LTRmotorcycles.co.uk / Palmer Race Skool /				
IDEAL LAP TIME : 1:47.731		BEST LAP TIME : 1:47.763		DIFFERENCE : 0.032		
LAP	SECTOR 1	SECTOR 2	LAP TIME	MPH	DIFF	TIME OF DAY
1 -		46.014	1:53.559	69.10	5.796	17:40:20.808
2 -	1:02.555	46.882	1:49.437	71.71	1.674	17:42:10.245
3 -	1:02.073	46.516	1:48.589 (3)	72.27	0.826	17:43:58.834
4 -	1:02.261	<b>45.758</b>	1:48.019 (2)	72.65	0.256	17:45:46.853
5 -	1:03.318	46.033	1:49.351	71.76	1.588	17:47:36.204
6 -	<b>1:01.973</b>	45.790	<b>1:47.763 (1)</b>	<b>72.82</b>		<b>17:49:23.967</b>
7 -	1:02.923	46.165	1:49.088	71.94	1.325	17:51:13.055

# BMCRC - MRO Championships 2022 - Rnd 5 @ Cadwell Park

## BMCRC Thunderbike Sport & Extreme

### RACE 16 - SECTOR ANALYSIS



SECTOR 1 = FL to I1, SECTOR 2 = I1 to FL, DIFF = Difference To Personal Best Lap, P = Crossed Finish Line in Pit Lane, D = Time Disallowed

P11 72 R		Luke LAWSON		Yamaha R6 - Bloom Valley Ltd - Farm Shop & Event Catering			
IDEAL LAP TIME : 1:42.946		BEST LAP TIME : 1:42.946		DIFFERENCE : 0.000			
LAP	SECTOR 1	SECTOR 2	LAP TIME	MPH	DIFF	TIME OF DAY	
1 -		44.424	2:21.509	55.45	38.563	17:40:48.758	
2 -	59.887	44.018	1:43.905 (3)	75.53	0.959	17:42:32.663	
3 -	59.274	45.785	1:45.059	74.70	2.113	17:44:17.722	
4 -	<b>59.133</b>	<b>43.813</b>	<b>1:42.946 (1)</b>	<b>76.23</b>		<b>17:46:00.668</b>	
5 -	59.295	45.982	1:45.277	74.54	2.331	17:47:45.945	
6 -	59.390	44.558	1:43.948	75.49	1.002	17:49:29.893	
7 -	59.411	43.921	1:43.332 (2)	75.95	0.386	17:51:13.225	

P12 48		Shaun WALLIS		Yamaha R6 - MBC Despatch Racing			
IDEAL LAP TIME : 1:44.817		BEST LAP TIME : 1:45.302		DIFFERENCE : 0.485			
LAP	SECTOR 1	SECTOR 2	LAP TIME	MPH	DIFF	TIME OF DAY	
1 -		44.324	2:21.989	55.27	36.687	17:40:49.238	
2 -	<b>1:01.062</b>	44.240	<b>1:45.302 (1)</b>	<b>74.52</b>		<b>17:42:34.540</b>	
3 -	1:01.782	44.268	1:46.050	74.00	0.748	17:44:20.590	
4 -	1:01.565	43.798	1:45.363 (3)	74.48	0.061	17:46:05.953	
5 -	1:01.892	44.294	1:46.186	73.90	0.884	17:47:52.139	
6 -	1:01.838	43.970	1:45.808	74.17	0.506	17:49:37.947	
7 -	1:01.600	<b>43.755</b>	1:45.355 (2)	74.49	0.053	17:51:23.302	

P13 43		Colin WALKEY		Kawasaki ZX6R G2 - ELP Racing			
IDEAL LAP TIME : 1:45.193		BEST LAP TIME : 1:45.193		DIFFERENCE : 0.000			
LAP	SECTOR 1	SECTOR 2	LAP TIME	MPH	DIFF	TIME OF DAY	
1 -		45.261	2:25.000	54.12	39.807	17:40:52.249	
2 -	1:01.937	46.193	1:48.130	72.57	2.937	17:42:40.379	
3 -	1:01.628	45.201	1:46.829	73.46	1.636	17:44:27.208	
4 -	1:01.775	45.119	1:46.894	73.41	1.701	17:46:14.102	
5 -	1:01.019	45.340	1:46.359 (3)	73.78	1.166	17:48:00.461	
6 -	1:01.346	44.478	1:45.824 (2)	74.16	0.631	17:49:46.285	
7 -	<b>1:00.813</b>	<b>44.380</b>	<b>1:45.193 (1)</b>	<b>74.60</b>		<b>17:51:31.478</b>	

P14 25		Harrison DAY		Yamaha R6 -			
IDEAL LAP TIME : 1:45.163		BEST LAP TIME : 1:45.163		DIFFERENCE : 0.000			
LAP	SECTOR 1	SECTOR 2	LAP TIME	MPH	DIFF	TIME OF DAY	
1 -		45.138	2:25.379	53.98	40.216	17:40:52.628	
2 -	1:02.181	45.739	1:47.920	72.72	2.757	17:42:40.548	
3 -	1:02.134	45.082	1:47.216	73.19	2.053	17:44:27.764	
4 -	1:01.575	45.112	1:46.687	73.56	1.524	17:46:14.451	
5 -	1:01.371	45.156	1:46.527 (3)	73.67	1.364	17:48:00.978	
6 -	1:01.248	44.655	1:45.903 (2)	74.10	0.740	17:49:46.881	
7 -	<b>1:00.819</b>	<b>44.344</b>	<b>1:45.163 (1)</b>	<b>74.62</b>		<b>17:51:32.044</b>	

P15 71		Colin CLUNE		Suzuki SV650 -			
IDEAL LAP TIME : 1:48.016		BEST LAP TIME : 1:48.257		DIFFERENCE : 0.241			
LAP	SECTOR 1	SECTOR 2	LAP TIME	MPH	DIFF	TIME OF DAY	
1 -		47.357	2:28.058	53.00	39.801	17:40:55.307	
2 -	1:03.951	47.310	1:51.261	70.53	3.004	17:42:46.568	
3 -	1:03.731	45.963	1:49.694	71.54	1.437	17:44:36.262	
4 -	1:02.696	45.904	1:48.600 (2)	72.26	0.343	17:46:24.862	
5 -	<b>1:02.513</b>	46.490	1:49.003	71.99	0.746	17:48:13.865	
6 -	1:02.872	45.884	1:48.756 (3)	72.16	0.499	17:50:02.621	
7 -	1:02.754	<b>45.503</b>	<b>1:48.257 (1)</b>	<b>72.49</b>		<b>17:51:50.878</b>	

# BMCRC - MRO Championships 2022 - Rnd 5 @ Cadwell Park

## BMCRC Thunderbike Sport & Extreme

### RACE 16 - SECTOR ANALYSIS



SECTOR 1 = FL to I1, SECTOR 2 = I1 to FL, DIFF = Difference To Personal Best Lap, P = Crossed Finish Line in Pit Lane, D = Time Disallowed

P16 139		Rob MARLEY		Honda CBR600F3 - PearTree Racing		
IDEAL LAP TIME : 1:48.461		BEST LAP TIME : 1:48.852		DIFFERENCE : 0.391		
LAP	SECTOR 1	SECTOR 2	LAP TIME	MPH	DIFF	TIME OF DAY
1 -		46.985	2:27.261	53.29	38.409	17:40:54.510
2 -	1:05.093	46.827	1:51.920	70.12	3.068	17:42:46.430
3 -	1:03.545	45.496	1:49.041 (2)	71.97	0.189	17:44:35.471
4 -	1:03.900	46.211	1:50.111	71.27	1.259	17:46:25.582
5 -	1:04.092	45.988	1:50.080	71.29	1.228	17:48:15.662
6 -	1:03.760	<b>45.452</b>	1:49.212 (3)	71.86	0.360	17:50:04.874
7 -	<b>1:03.009</b>	45.843	<b>1:48.852 (1)</b>	<b>72.09</b>		<b>17:51:53.726</b>

P17 49		Oli CHAYTOR		Yamaha R6 - PearTree Racing		
IDEAL LAP TIME : 1:51.397		BEST LAP TIME : 1:51.822		DIFFERENCE : 0.425		
LAP	SECTOR 1	SECTOR 2	LAP TIME	MPH	DIFF	TIME OF DAY
1 -		49.374	2:32.221	51.55	40.399	17:40:59.470
2 -	<b>1:04.040</b>	49.529	1:53.569 (3)	69.10	1.747	17:42:53.039
3 -	1:05.141	47.715	1:52.856 (2)	69.54	1.034	17:44:45.895
4 -	1:04.465	<b>47.357</b>	<b>1:51.822 (1)</b>	<b>70.18</b>		<b>17:46:37.717</b>
5 -	1:04.340	51.646	1:55.986	67.66	4.164	17:48:33.703
6 -	1:05.842	48.966	1:54.808	68.35	2.986	17:50:28.511

P18 34 R		Sean COOKNEY		Yamaha R6 - S34N Racing		
IDEAL LAP TIME : 1:51.077		BEST LAP TIME : 1:51.077		DIFFERENCE : 0.000		
LAP	SECTOR 1	SECTOR 2	LAP TIME	MPH	DIFF	TIME OF DAY
1 -		48.142	2:32.614	51.42	41.537	17:40:59.863
2 -	1:05.052	47.581	1:52.633 (2)	69.67	1.556	17:42:52.496
3 -	<b>1:04.727</b>	<b>46.350</b>	<b>1:51.077 (1)</b>	<b>70.65</b>		<b>17:44:43.573</b>
4 -	1:05.138	47.983	1:53.121 (3)	69.37	2.044	17:46:36.694
5 -	1:05.833	50.939	1:56.772	67.20	5.695	17:48:33.466
6 -	1:06.316	50.911	1:57.227	66.94	6.150	17:50:30.693

P19 116		Gareth FAITH		Suzuki SV650 - Sitramoto		
IDEAL LAP TIME : 1:51.796		BEST LAP TIME : 1:51.796		DIFFERENCE : 0.000		
LAP	SECTOR 1	SECTOR 2	LAP TIME	MPH	DIFF	TIME OF DAY
1 -		47.952	2:31.101	51.93	39.305	17:40:58.350
2 -	1:05.583	48.448	1:54.031 (2)	68.82	2.235	17:42:52.381
3 -	1:06.009	48.138	1:54.147 (3)	68.75	2.351	17:44:46.528
4 -	<b>1:04.375</b>	<b>47.421</b>	<b>1:51.796 (1)</b>	<b>70.19</b>		<b>17:46:38.324</b>
5 -	1:04.510	51.652	1:56.162	67.56	4.366	17:48:34.486
6 -	1:05.643	50.893	1:56.536	67.34	4.740	17:50:31.022

P20 76 R		Dean FARNWORTH		Honda CBR 600 RR - DMVS ltd		
IDEAL LAP TIME : 1:52.098		BEST LAP TIME : 1:52.314		DIFFERENCE : 0.216		
LAP	SECTOR 1	SECTOR 2	LAP TIME	MPH	DIFF	TIME OF DAY
1 -		<b>46.894</b>	2:33.251	51.21	40.937	17:41:00.500
2 -	1:07.137	47.073	1:54.210 (2)	68.71	1.896	17:42:54.710
3 -	<b>1:05.204</b>	47.110	<b>1:52.314 (1)</b>	<b>69.87</b>		<b>17:44:47.024</b>
4 -	1:07.063	47.464	1:54.527 (3)	68.52	2.213	17:46:41.551
5 -	1:06.765	48.097	1:54.862	68.32	2.548	17:48:36.413
6 -	1:07.198	47.917	1:55.115	68.17	2.801	17:50:31.528

# BMCRC - MRO Championships 2022 - Rnd 5 @ Cadwell Park

## BMCRC Thunderbike Sport & Extreme

### RACE 16 - SECTOR ANALYSIS



SECTOR 1 = FL to I1, SECTOR 2 = I1 to FL, DIFF = Difference To Personal Best Lap, P = Crossed Finish Line in Pit Lane, D = Time Disallowed

<b>P21 63 Robert BUSH</b>		Suzuki GSXR 600 - Legacy Racing				
IDEAL LAP TIME : 2:01.149		BEST LAP TIME : 2:01.240		DIFFERENCE : 0.091		
LAP	SECTOR 1	SECTOR 2	LAP TIME	MPH	DIFF	TIME OF DAY
1 -		52.241	2:43.051	48.13	41.811	17:41:10.300
2 -	1:11.120	51.772	2:02.892	63.86	1.652	17:43:13.192
3 -	<b>1:10.132</b>	51.132	2:01.264 (2)	64.71	0.024	17:45:14.456
4 -	1:10.847	51.465	2:02.312	64.16	1.072	17:47:16.768
5 -	1:10.951	51.356	2:02.307 (3)	64.16	1.067	17:49:19.075
6 -	1:10.223	<b>51.017</b>	<b>2:01.240 (1)</b>	<b>64.73</b>		<b>17:51:20.315</b>

<b>P22 292 R Tommi CALDWELL</b>		Yamaha YZF-R6 - DART Motorsport - California Superbike Schc				
IDEAL LAP TIME : 1:41.190		BEST LAP TIME : 1:41.190		DIFFERENCE : 0.000		
LAP	SECTOR 1	SECTOR 2	LAP TIME	MPH	DIFF	TIME OF DAY
1 -		43.066	2:18.790	56.54	37.600	17:40:46.039
2 -	58.962	43.583	1:42.545 (2)	76.53	1.355	17:42:28.584
3 -	58.845	44.002	1:42.847 (3)	76.30	1.657	17:44:11.431
4 -	<b>58.653</b>	<b>42.537</b>	<b>1:41.190 (1)</b>	<b>77.55</b>		<b>17:45:52.621</b>

<b>P23 51 E Michael HOGARTH</b>		Honda SP1 RC-51 - WHR Racing				
IDEAL LAP TIME : 1:44.029		BEST LAP TIME :		DIFFERENCE :		
LAP	SECTOR 1	SECTOR 2	LAP TIME	MPH	DIFF	TIME OF DAY
1 -		<b>43.954</b>	1:50.375	71.10		17:40:17.624

# BMCRC - MRO Championships 2022 - Rnd 5 @ Cadwell Park

## BMCRC Thunderbike Sport & Extreme

### RACE 16 - BEST SECTORS

SECTOR 1			SECTOR 2			IDEAL / BEST COMPARISON						
POS	NO	NAME	TIME	NO	NAME	TIME	POS	NO	NAME	IDEAL	BEST	DIFF
									<b>PERFECT LAP</b>	<b>1:40.192</b>		
1	77	MAY	<b>57.972</b>	240	SCANLON	<b>42.220</b>	1	240	SCANLON	1:40.635	1:40.637	<b>0.002</b>
2	84	BRANCO	<b>58.391</b>	624	FEDRICK	<b>42.384</b>	2	77	MAY	1:40.679	1:40.681	<b>0.002</b>
3	240	SCANLON	<b>58.415</b>	292	CALDWELL	<b>42.537</b>	3	624	FEDRICK	1:41.118	1:41.169	<b>0.051</b>
4	14	KILLWORTH	<b>58.650</b>	77	MAY	<b>42.707</b>	4	292	CALDWELL	1:41.190	1:41.190	<b>0.000</b>
5	292	CALDWELL	<b>58.653</b>	54	JAMISON	<b>42.718</b>	5	84	BRANCO	1:41.383	1:41.967	<b>0.584</b>
6	54	JAMISON	<b>58.674</b>	28	SPENCER	<b>42.770</b>	6	54	JAMISON	1:41.392	1:41.960	<b>0.568</b>
7	624	FEDRICK	<b>58.734</b>	84	BRANCO	<b>42.992</b>	7	28	SPENCER	1:41.606	1:41.606	<b>0.000</b>
8	28	SPENCER	<b>58.836</b>	14	KILLWORTH	<b>43.003</b>	8	14	KILLWORTH	1:41.653	1:42.124	<b>0.471</b>
9	129	CRIPPS	<b>58.864</b>	129	CRIPPS	<b>43.331</b>	9	129	CRIPPS	1:42.195	1:42.195	<b>0.000</b>
10	72	LAWSON	<b>59.133</b>	168	ASHBY	<b>43.510</b>	10	72	LAWSON	1:42.946	1:42.946	<b>0.000</b>
11	51	HOGARTH	<b>1:00.075</b>	48	WALLIS	<b>43.755</b>	11	168	ASHBY	1:43.695	1:44.287	<b>0.592</b>
12	168	ASHBY	<b>1:00.185</b>	72	LAWSON	<b>43.813</b>	12	51	HOGARTH	1:44.029		
13	43	WALKEY	<b>1:00.813</b>	51	HOGARTH	<b>43.954</b>	13	48	WALLIS	1:44.817	1:45.302	<b>0.485</b>
14	25	DAY	<b>1:00.819</b>	25	DAY	<b>44.344</b>	14	25	DAY	1:45.163	1:45.163	<b>0.000</b>
15	48	WALLIS	<b>1:01.062</b>	43	WALKEY	<b>44.380</b>	15	43	WALKEY	1:45.193	1:45.193	<b>0.000</b>
16	6	FIRTH	<b>1:01.973</b>	139	MARLEY	<b>45.452</b>	16	6	FIRTH	1:47.731	1:47.763	<b>0.032</b>
17	71	CLUNE	<b>1:02.513</b>	71	CLUNE	<b>45.503</b>	17	71	CLUNE	1:48.016	1:48.257	<b>0.241</b>
18	139	MARLEY	<b>1:03.009</b>	6	FIRTH	<b>45.758</b>	18	139	MARLEY	1:48.461	1:48.852	<b>0.391</b>
19	49	CHAYTOR	<b>1:04.040</b>	34	COOKNEY	<b>46.350</b>	19	34	COOKNEY	1:51.077	1:51.077	<b>0.000</b>
20	116	FAITH	<b>1:04.375</b>	76	FARNWORTH	<b>46.894</b>	20	49	CHAYTOR	1:51.397	1:51.822	<b>0.425</b>
21	34	COOKNEY	<b>1:04.727</b>	49	CHAYTOR	<b>47.357</b>	21	116	FAITH	1:51.796	1:51.796	<b>0.000</b>
22	76	FARNWORTH	<b>1:05.204</b>	116	FAITH	<b>47.421</b>	22	76	FARNWORTH	1:52.098	1:52.314	<b>0.216</b>
23	63	BUSH	<b>1:10.132</b>	63	BUSH	<b>51.017</b>	23	63	BUSH	2:01.149	2:01.240	<b>0.091</b>

# BMCRC - MRO Championships 2022 - Rnd 5 @ Cadwell Park

## BMCRC Thunderbike Sport & Extreme

### RACE 16 - STATISTICS

<b>Competitors Started</b>	23
<b>Planned Start</b>	2022-06-25 @ 17:19:00.000
<b>Actual Start</b>	2022-06-25 @ 17:38:27.248
<b>Finish Time</b>	2022-06-25 @ 17:50:26.535
<b>Track Length</b>	2.1800mi.
<b>Total Laps</b>	147
<b>Total Distance Covered</b>	320.4627mi.

#### Session Fastest Lap History

NO	CL	NAME	LAP TIME	TIME OF DAY	LAP	VEHICLE
77	E	David MAY	1:43.045	17:41:57.727	2	Suzuki GSXR 750 K1
240	E	Andy SCANLON	1:42.921	17:41:57.811	2	Ducati 996
84		Ricardo BRANCO	1:42.868	17:42:28.081	2	Yamaha R6
54		Adam JAMISON	1:42.864	17:42:28.233	2	Yamaha R6
292	R	Tommi CALDWELL	1:42.545	17:42:28.595	2	Yamaha YZF-R6
77	E	David MAY	1:42.090	17:43:39.814	3	Suzuki GSXR 750 K1
77	E	David MAY	1:41.567	17:45:21.381	4	Suzuki GSXR 750 K1
292	R	Tommi CALDWELL	1:41.190	17:45:52.633	4	Yamaha YZF-R6
624		Matthew FEDRICK	1:41.169	17:45:54.837	4	Yamaha R6
77	E	David MAY	1:40.681	17:48:44.090	6	Suzuki GSXR 750 K1
240	E	Andy SCANLON	1:40.637	17:48:44.273	6	Ducati 996

#### Session Leader History

NO	CL	NAME	FROM LAP	LAPS LED	DISTANCE	VEHICLE
77	E	David MAY	1	7	15.26 miles	Suzuki GSXR 750 K1

#### Flag History

TYPE	TIME OF DAY
GREEN	17:38:27.248
FINISH	17:50:26.535

#### Flag Statistics

TYPE	COUNT	TOTAL LAPS	TOTAL TIME
Green	1	7	13:29.241
Red	0	0	0.000
Safety Car	0	0	0.000
FCY	0	0	0.000



# BMCRC - MRO Championships 2022 - Rnd 5 @ Cadwell Park

## BMCRC Thunderbike Sport & Extreme

### RACE 16 - STATISTICS

CLASS : E

8 Starters

#### Fastest Lap History

NO	NAME	LAP TIME	TIME OF DAY	LAP	VEHICLE
77	David MAY	<b>1:43.045</b>	17:41:57.727	2	Suzuki GSXR 750 K1
240	Andy SCANLON	<b>1:42.921</b>	17:41:57.811	2	Ducati 996
77	David MAY	<b>1:42.090</b>	17:43:39.814	3	Suzuki GSXR 750 K1
77	David MAY	<b>1:41.567</b>	17:45:21.381	4	Suzuki GSXR 750 K1
77	David MAY	<b>1:40.681</b>	17:48:44.090	6	Suzuki GSXR 750 K1
240	Andy SCANLON	<b>1:40.637</b>	17:48:44.273	6	Ducati 996

#### Leader History

NO	NAME	FROM LAP	LAPS LED	DISTANCE	VEHICLE
77	David MAY	1	7	15.26 miles	Suzuki GSXR 750 K1

# BMCRC - MRO Championships 2022 - Rnd 5 @ Cadwell Park

## BMCRC Thunderbike Sport & Extreme

### RACE 16 - STATISTICS

CLASS :

11 Starters

#### Fastest Lap History

NO	NAME	LAP TIME	TIME OF DAY	LAP	VEHICLE
84	Ricardo BRANCO	1:42.868	17:42:28.081	2	Yamaha R6
54	Adam JAMISON	1:42.864	17:42:28.233	2	Yamaha R6
624	Matthew FEDRICK	1:42.567	17:42:30.797	2	Yamaha R6
84	Ricardo BRANCO	1:42.412	17:45:53.939	4	Yamaha R6
624	Matthew FEDRICK	1:41.169	17:45:54.837	4	Yamaha R6

#### Leader History

NO	NAME	FROM LAP	LAPS LED	DISTANCE	VEHICLE
84	Ricardo BRANCO	1	7	15.26 miles	Yamaha R6

# BMCRC - MRO Championships 2022 - Rnd 5 @ Cadwell Park

## BMCRC Thunderbike Sport & Extreme

### RACE 16 - STATISTICS

**CLASS : R**

4 Starters

#### Fastest Lap History

NO	NAME	LAP TIME	TIME OF DAY	LAP	VEHICLE
292	Tommi CALDWELL	1:42.545	17:42:28.595	2	Yamaha YZF-R6
292	Tommi CALDWELL	1:41.190	17:45:52.633	4	Yamaha YZF-R6

#### Leader History

NO	NAME	FROM LAP	LAPS LED	DISTANCE	VEHICLE
292	Tommi CALDWELL	1	4	8.72 miles	Yamaha YZF-R6
72	Luke LAWSON	5	3	6.54 miles	Yamaha R6

# BMCRC - MRO Championships 2022 - Rnd 5 @ Cadwell Park

## BMCRC Thunderbike Sport & Extreme

### RACE 6 - GRID (9 Laps) - AMENDED

ROW 10	28	2:01.240 <b>63</b> Robert BUSH	29	<b>108</b> Liam ARMITAGE	30	<b>138</b> Craig JARMIN
ROW 9	25	1:51.796 <b>116</b> Gareth FAITH	26	1:51.822 <b>49</b> Oli CHAYTOR	27	1:52.314 <b>76</b> Dean FARNWORTH
ROW 8	22	<b>81</b> Malvern MAY	23	1:48.852 <b>139</b> Rob MARLEY	24	1:51.077 <b>34</b> Sean COOKNEY
ROW 7	19	1:45.193 <b>43</b> Colin WALKEY	20	1:45.302 <b>48</b> Shaun WALLIS	21	1:48.257 <b>71</b> Colin CLUNE
ROW 6	16	1:41.967 <b>84</b> Ricardo BRANCO	17	1:42.946 <b>72</b> Luke LAWSON	18	1:45.163 <b>25</b> Harrison DAY
ROW 5	13	1:41.169 <b>624</b> Matthew FEDRICK	14	1:41.190 <b>292</b> Tommi CALDWELL	15	1:41.960 <b>54</b> Adam JAMISON
ROW 4	10		11		12	
ROW 3	7	1:47.763 <b>6</b> Andrew FIRTH	8	<b>51</b> Michael HOGARTH	9	<b>119</b> Simon HEALEY
ROW 2	4	1:42.124 <b>14</b> Nick KILLWORTH	5	1:42.195 <b>129</b> Derek CRIPPS	6	1:44.287 <b>168</b> Ian ASHBY
ROW 1	1	1:40.637 <b>240</b> Andy SCANLON	2	1:40.681 <b>77</b> David MAY	3	1:41.606 <b>28</b> David SPENCER
<b>Pole</b>						

Cadwell Park: 2.1800 miles

These results are provisional until the conclusion of any judicial and technical matters.

Clerk Of Course :	Stewards :	Timekeeper : Sarah Evans
-------------------	------------	--------------------------

Results can be found at [www.tsl-timing.com](http://www.tsl-timing.com)

Printed - 08:26 Sunday, 26 June 2022



# BMCRC - MRO Championships 2022 - Rnd 5 @ Cadwell Park



## BMCRC Thunderbike Sport & Extreme

### RACE 6 - CLASSIFICATION

POS	NO	CL	PIC NAME	ENTRY	LAPS	TIME	GAP	DIFF	MPH	BEST	ON
1	240	E	1 Andy SCANLON	Ducati 996 - hel, Continental, Dads wallet	8	13:30.454			77.46	1:40.061	5
2	77	E	2 David MAY	Suzuki GSXR 750 K1 - ELP Racing	8	13:34.146	3.692	3.692	77.11	1:40.071	5
3	28	E	3 David SPENCER	Suzuki GSXR 600 -	8	13:46.496	16.042	12.350	75.96	1:40.940	5
4	129	E	4 Derek CRIPPS	Yamaha R1 - Kelly Cripps - Team FBR	8	13:47.765	17.311	1.269	75.84	1:41.642	8
5	168	E	5 Ian ASHBY	TRIUMPH DAYTONA 955I - GROVE HOUSE	8	13:50.124	19.670	2.359	75.63	1:42.467	6
6	14	E	6 Nick KILLWORTH	Aprillia RSV MILLE - Bk Evers racing	8	13:50.596	20.142	0.472	75.58	1:41.538	5
7	51	E	7 Michael HOGARTH	Honda SP1 RC-51 - WHR Racing	8	13:52.191	21.737	1.595	75.44	1:42.198	5
8	6	E	8 Andrew FIRTH	Yamaha YZF-R1 - LTRmotorcycles.co.uk / Palmer	7	12:44.393	1 Lap	1 Lap	71.86	1:47.778	3
9	292	R	1 Tommi CALDWELL	Yamaha YZF-R6 - DART Motorsport - California Suj	7	12:44.809	1 Lap	0.416	71.83	1:42.099	4
10	72	R	2 Luke LAWSON	Yamaha R6 - Bloom Valley Ltd - Farm Shop & Even	7	12:45.693	1 Lap	0.884	71.74	1:41.604	4
11	84		1 Ricardo BRANCO	Yamaha R6 - IMP Racing	7	12:45.979	1 Lap	0.286	71.72	1:42.424	4
12	48		2 Shaun WALLIS	Yamaha R6 - MBC Despatch Racing	7	12:58.777	1 Lap	12.798	70.54	1:43.651	7
13	81		3 Malvern MAY	Honda CBR600RR - IMP racing	7	12:59.002	1 Lap	0.225	70.52	1:43.214	7
14	43		4 Colin WALKEY	Kawasaki ZX6R G2 - ELP Racing	7	13:02.966	1 Lap	3.964	70.16	1:44.098	6
15	25		5 Harrison DAY	Yamaha R6 -	7	13:05.317	1 Lap	2.351	69.95	1:45.113	5
16	71		6 Colin CLUNE	Suzuki SV650 -	7	13:21.570	1 Lap	16.253	68.53	1:45.770	7
17	139		7 Rob MARLEY	Honda CBR600F3 - PearTree Racing	7	13:24.359	1 Lap	2.789	68.29	1:47.323	7
18	34	R	3 Sean COOKNEY	Yamaha R6 - S34N Racing	7	13:46.628	1 Lap	22.269	66.45	1:49.271	7
19	116		8 Gareth FAITH	Suzuki SV650 - Sitramoto	7	13:48.298	1 Lap	1.670	66.32	1:49.386	2
20	49		9 Oli CHAYTOR	Yamaha R6 - PearTree Racing	7	14:05.915	1 Lap	17.617	64.94	1:52.714	7
21	138		10 Craig JARMIN	Suzuki SV650 - SK PreP	7	14:06.519	1 Lap	0.604	64.89	1:52.368	7
22	63		11 Robert BUSH	Suzuki GSXR 600 - Legacy Racing	6	12:58.948	2 Laps	1 Lap	60.45	2:00.076	6

#### NOT CLASSIFIED

NC	54		Adam JAMISON	Yamaha R6 - Team AJR	7	12:45.017	1 Lap	0.000	71.81	1:41.963	6
DNF	624		Matthew FEDRICK	Yamaha R6 - Matthew Fedrick farriers ltd/ Palmer R	0						
DNF	76	R	Dean FARNWORTH	Honda CBR 600 RR - DMVS ltd	0						

#### FASTEST LAP

240	E	Andy SCANLON	Ducati 996 - hel, Continental, Dads wallet	5	1:40.061	78.43 mph	126.22 kph
72	R	Luke LAWSON	Yamaha R6 - Bloom Valley Ltd - Farm Shop & Even	4	1:41.604	77.24 mph	124.30 kph
54		Adam JAMISON	Yamaha R6 - Team AJR	6	1:41.963	76.96 mph	123.87 kph

**Bike #54 - Not running at time of Red Flag**  
**Class E - 92.5% of Race Speed = 71.65 mph**  
**Class R - 92.5% of Race Speed = 66.44 mph**  
**Class - 92.5% of Race Speed = 66.34 mph**  
 Red Flag (end of session): 11:50

Race Distance: 8 Laps / 17.44 miles

Cadwell Park: 2.1800 miles

Weather / Track : Sunny / Dry

These results are provisional until the conclusion of any judicial and technical matters.

Date: 26/06/2022 Start: 11:35 Finish: 11:49

Clerk Of Course :	Stewards :	Timekeeper : Sarah Evans
-------------------	------------	--------------------------

Results can be found at [www.tsl-timing.com](http://www.tsl-timing.com)

Printed - 11:53 Sunday, 26 June 2022



# BMCRC - MRO Championships 2022 - Rnd 5 @ Cadwell Park

## BMCRC Thunderbike Sport & Extreme

### RACE 6 - LAP CHART

#### LAP 1 @ 11:37:41.272

NO	BEHIND	LAP TIME
240		1:45.395
77	1.590	1:46.985
168	3.149	1:48.544
28	3.713	1:49.108
129	4.521	1:49.916
14	4.677	1:50.072
51	5.476	1:50.871
6	8.659	1:54.054
84	42.433	2:27.828
54	42.548	2:27.943
72	43.494	2:28.889
292	43.582	2:28.977
25	46.271	2:31.666
48	47.422	2:32.817
43	47.432	2:32.827
81	50.093	2:35.488
139	50.762	2:36.157
71	51.713	2:37.108
116	51.880	2:37.275
34	53.340	2:38.735
138	58.489	2:43.884
49	58.784	2:44.179
63	1:07.382	2:52.777

#### LAP 2 @ 11:39:22.316

NO	BEHIND	LAP TIME
240		1:41.044
77	1.889	1:41.343
168	6.227	1:44.122
28	6.360	1:43.691
129	6.684	1:43.207
14	7.189	1:43.556
51	8.152	1:43.720
6	16.066	1:48.451
84	44.521	1:43.132
54	44.722	1:43.218
292	45.403	1:42.865
72	46.704	1:44.254
25	51.170	1:45.943
48	51.257	1:44.879
43	51.906	1:45.518
81	52.398	1:43.349
71	57.760	1:47.091
139	58.773	1:49.055
116	1:00.222	1:49.386
34	1:03.551	1:51.255
49	1:11.537	1:53.797
138	1:12.559	1:55.114
63	1:30.719	2:04.381

#### LAP 3 @ 11:41:03.129

NO	BEHIND	LAP TIME
240		1:40.813
77	1.541	1:40.465
28	8.184	1:42.637
168	8.706	1:43.292
129	9.305	1:43.434
14	9.717	1:43.341
51	10.491	1:43.152
6	23.031	1:47.778
84	46.592	1:42.884
54	46.727	1:42.818

292	47.079	1:42.489
72	48.206	1:42.315
48	54.962	1:44.518
25	56.842	1:46.485
43	56.988	1:45.895
81	57.178	1:45.593
71	1:04.420	1:47.473
139	1:05.839	1:47.879
116	1:10.464	1:51.055
34	1:14.366	1:51.628
49	1:24.901	1:54.177
138	1:25.829	1:54.083

#### LAP 4 @ 11:42:43.826

NO	BEHIND	LAP TIME
240		1:40.697
77	1.364	1:40.520
28	9.714	1:42.227
63	1 Lap	2:01.007
168	10.589	1:42.580
129	11.330	1:42.722
14	11.693	1:42.673
51	12.719	1:42.925
6	30.770	1:48.436
84	48.319	1:42.424
292	48.481	1:42.099
54	48.763	1:42.733
72	49.113	1:41.604
48	58.198	1:43.933
81	1:00.014	1:43.533
25	1:01.352	1:45.207
43	1:01.653	1:45.362
71	1:13.076	1:49.353
139	1:13.188	1:48.046
116	1:22.991	1:53.224
34	1:24.952	1:51.283
49	1:37.888	1:53.684
138	1:38.803	1:53.671

#### LAP 5 @ 11:44:23.887

NO	BEHIND	LAP TIME
240		1:40.061
77	1.374	1:40.071
28	10.593	1:40.940
168	13.034	1:42.506
14	13.170	1:41.538
129	13.826	1:42.557
51	14.856	1:42.198
63	1 Lap	2:00.501
6	38.585	1:47.876
292	50.718	1:42.298
84	51.571	1:43.313
54	51.690	1:42.988
72	51.928	1:42.876
48	1:02.846	1:44.709
81	1:03.347	1:43.394
25	1:06.404	1:45.113
43	1:06.596	1:45.004
71	1:20.102	1:47.087
139	1:21.251	1:48.124
116	1:35.940	1:53.010
34	1:36.845	1:51.954

#### LAP 6 @ 11:46:04.120

NO	BEHIND	LAP TIME
240		1:40.233
77	2.398	1:41.257
49	1 Lap	1:53.360
138	1 Lap	1:53.321
28	12.020	1:41.660
168	15.268	1:42.467
129	15.952	1:42.359
14	16.347	1:43.410
51	17.316	1:42.693
6	48.131	1:49.779
63	1 Lap	2:00.206
292	53.268	1:42.783
54	53.420	1:41.963
72	54.132	1:42.437
84	54.631	1:43.293
48	1:06.883	1:44.270
81	1:07.545	1:44.431
43	1:10.461	1:44.098
25	1:11.952	1:45.781
71	1:27.557	1:47.688
139	1:28.793	1:47.775

#### LAP 7 @ 11:47:44.890

NO	BEHIND	LAP TIME
240		1:40.770
77	3.971	1:42.343
34	1 Lap	1:52.502
116	1 Lap	1:54.283
28	13.264	1:42.014
129	17.110	1:41.928
168	18.376	1:43.878
14	18.970	1:43.393
51	20.127	1:43.581
49	1 Lap	1:54.004
138	1 Lap	1:54.078
6	55.380	1:48.019
292	55.796	1:43.298
54	56.004	1:43.354
72	56.680	1:43.318
84	56.966	1:43.105
48	1:09.764	1:43.651
63	1 Lap	2:00.076
81	1:09.989	1:43.214
43	1:13.953	1:44.262
25	1:16.304	1:45.122
71	1:32.557	1:45.770
139	1:35.346	1:47.323

#### LAP 8 @ 11:49:26.331

NO	BEHIND	LAP TIME
240		1:41.441
77	3.692	1:41.162
28	16.042	1:44.219
34	1 Lap	1:49.271
129	17.311	1:41.642
116	1 Lap	1:50.065
168	19.670	1:42.735
14	20.142	1:42.613
51	21.737	1:43.051
49	1 Lap	1:52.714
138	1 Lap	1:52.368

# BMCRC - MRO Championships 2022 - Rnd 5 @ Cadwell Park

## BMCRC Thunderbike Sport & Extreme

### RACE 6 - SECTOR ANALYSIS



SECTOR 1 = FL to I1, SECTOR 2 = I1 to FL, DIFF = Difference To Personal Best Lap, P = Crossed Finish Line in Pit Lane, D = Time Disallowed

P1 240 E		Andy SCANLON		Ducati 996 - hel, Continental, Dads wallet			
IDEAL LAP TIME : 1:39.947		BEST LAP TIME : 1:40.061		DIFFERENCE : 0.114			
LAP	SECTOR 1	SECTOR 2	LAP TIME	MPH	DIFF	TIME OF DAY	
1 -		42.250	1:45.395	74.46	5.334	11:37:41.272	
2 -	58.752	42.292	1:41.044	77.66	0.983	11:39:22.316	
3 -	58.754	42.059	1:40.813	77.84	0.752	11:41:03.129	
4 -	58.582	42.115	1:40.697 (3)	77.93	0.636	11:42:43.826	
5 -	<b>58.182</b>	41.879	<b>1:40.061 (1)</b>	<b>78.43</b>		<b>11:44:23.887</b>	
6 -	58.468	<b>41.765</b>	1:40.233 (2)	78.29	0.172	11:46:04.120	
7 -	58.663	42.107	1:40.770	77.88	0.709	11:47:44.890	
8 -	58.845	42.596	1:41.441	77.36	1.380	11:49:26.331	

P2 77 E		David MAY		Suzuki GSXR 750 K1 - ELP Racing			
IDEAL LAP TIME : 1:39.977		BEST LAP TIME : 1:40.071		DIFFERENCE : 0.094			
LAP	SECTOR 1	SECTOR 2	LAP TIME	MPH	DIFF	TIME OF DAY	
1 -		43.293	1:46.985	73.35	6.914	11:37:42.862	
2 -	58.535	42.808	1:41.343	77.44	1.272	11:39:24.205	
3 -	58.079	<b>42.386</b>	1:40.465 (2)	78.11	0.394	11:41:04.670	
4 -	58.060	42.460	1:40.520 (3)	78.07	0.449	11:42:45.190	
5 -	<b>57.591</b>	42.480	<b>1:40.071 (1)</b>	<b>78.42</b>		<b>11:44:25.261</b>	
6 -	58.696	42.561	1:41.257	77.50	1.186	11:46:06.518	
7 -	59.550	42.793	1:42.343	76.68	2.272	11:47:48.861	
8 -	58.500	42.662	1:41.162	77.57	1.091	11:49:30.023	

P3 28 E		David SPENCER		Suzuki GSXR 600 -			
IDEAL LAP TIME : 1:40.940		BEST LAP TIME : 1:40.940		DIFFERENCE : 0.000			
LAP	SECTOR 1	SECTOR 2	LAP TIME	MPH	DIFF	TIME OF DAY	
1 -		44.025	1:49.108	71.92	8.168	11:37:44.985	
2 -	59.607	44.084	1:43.691	75.68	2.751	11:39:28.676	
3 -	59.830	42.807	1:42.637	76.46	1.697	11:41:11.313	
4 -	59.067	43.160	1:42.227	76.77	1.287	11:42:53.540	
5 -	<b>58.242</b>	<b>42.698</b>	<b>1:40.940 (1)</b>	<b>77.74</b>		<b>11:44:34.480</b>	
6 -	58.350	43.310	1:41.660 (2)	77.19	0.720	11:46:16.140	
7 -	59.210	42.804	1:42.014 (3)	76.93	1.074	11:47:58.154	
8 -	59.161	45.058	1:44.219	75.30	3.279	11:49:42.373	

P4 129 E		Derek CRIPPS		Yamaha R1 - Kelly Cripps - Team FBR			
IDEAL LAP TIME : 1:41.174		BEST LAP TIME : 1:41.642		DIFFERENCE : 0.468			
LAP	SECTOR 1	SECTOR 2	LAP TIME	MPH	DIFF	TIME OF DAY	
1 -		44.261	1:49.916	71.40	8.274	11:37:45.793	
2 -	59.309	43.898	1:43.207	76.04	1.565	11:39:29.000	
3 -	59.797	43.637	1:43.434	75.87	1.792	11:41:12.434	
4 -	59.066	43.656	1:42.722	76.40	1.080	11:42:55.156	
5 -	59.411	43.146	1:42.557	76.52	0.915	11:44:37.713	
6 -	59.072	43.287	1:42.359 (3)	76.67	0.717	11:46:20.072	
7 -	58.927	<b>43.001</b>	1:41.928 (2)	76.99	0.286	11:48:02.000	
8 -	<b>58.173</b>	43.469	<b>1:41.642 (1)</b>	<b>77.21</b>		<b>11:49:43.642</b>	

P5 168 E		Ian ASHBY		TRIUMPH DAYTONA 955i - GROVE HOUSE			
IDEAL LAP TIME : 1:42.311		BEST LAP TIME : 1:42.467		DIFFERENCE : 0.156			
LAP	SECTOR 1	SECTOR 2	LAP TIME	MPH	DIFF	TIME OF DAY	
1 -		43.673	1:48.544	72.30	6.077	11:37:44.421	
2 -	59.898	44.224	1:44.122	75.37	1.655	11:39:28.543	
3 -	59.925	43.367	1:43.292	75.97	0.825	11:41:11.835	
4 -	59.458	43.122	1:42.580 (3)	76.50	0.113	11:42:54.415	
5 -	<b>59.222</b>	43.284	1:42.506 (2)	76.56	0.039	11:44:36.921	
6 -	59.378	<b>43.089</b>	<b>1:42.467 (1)</b>	<b>76.59</b>		<b>11:46:19.388</b>	
7 -	1:00.371	43.507	1:43.878	75.55	1.411	11:48:03.266	
8 -	59.353	43.382	1:42.735	76.39	0.268	11:49:46.001	

# BMCRC - MRO Championships 2022 - Rnd 5 @ Cadwell Park

## BMCRC Thunderbike Sport & Extreme

### RACE 6 - SECTOR ANALYSIS



SECTOR 1 = FL to I1, SECTOR 2 = I1 to FL, DIFF = Difference To Personal Best Lap, P = Crossed Finish Line in Pit Lane, D = Time Disallowed

P6		14 E		Nick KILLWORTH		Aprillia RSV MILLE - Bk Everts racing	
IDEAL LAP TIME : 1:41.538		BEST LAP TIME : 1:41.538		DIFFERENCE : 0.000			
LAP	SECTOR 1	SECTOR 2	LAP TIME	MPH	DIFF	TIME OF DAY	
1 -		43.918	1:50.072	71.29	8.534	11:37:45.949	
2 -	59.629	43.927	1:43.556	75.78	2.018	11:39:29.505	
3 -	59.749	43.592	1:43.341	75.94	1.803	11:41:12.846	
4 -	59.146	43.527	1:42.673 (3)	76.43	1.135	11:42:55.519	
5 -	<b>58.781</b>	<b>42.757</b>	<b>1:41.538 (1)</b>	<b>77.29</b>		<b>11:44:37.057</b>	
6 -	59.817	43.593	1:43.410	75.89	1.872	11:46:20.467	
7 -	1:00.044	43.349	1:43.393	75.90	1.855	11:48:03.860	
8 -	59.565	43.048	1:42.613 (2)	76.48	1.075	11:49:46.473	

P7		51 E		Michael HOGARTH		Honda SP1 RC-51 - WHR Racing	
IDEAL LAP TIME : 1:41.809		BEST LAP TIME : 1:42.198		DIFFERENCE : 0.389			
LAP	SECTOR 1	SECTOR 2	LAP TIME	MPH	DIFF	TIME OF DAY	
1 -		44.010	1:50.871	70.78	8.673	11:37:46.748	
2 -	59.584	44.136	1:43.720	75.66	1.522	11:39:30.468	
3 -	59.653	43.499	1:43.152	76.08	0.954	11:41:13.620	
4 -	59.616	43.309	1:42.925 (3)	76.25	0.727	11:42:56.545	
5 -	59.485	<b>42.713</b>	<b>1:42.198 (1)</b>	<b>76.79</b>		<b>11:44:38.743</b>	
6 -	<b>59.096</b>	43.597	1:42.693 (2)	76.42	0.495	11:46:21.436	
7 -	59.717	43.864	1:43.581	75.76	1.383	11:48:05.017	
8 -	59.467	43.584	1:43.051	76.15	0.853	11:49:48.068	

P8		6 E		Andrew FIRTH		Yamaha YZF-R1 - LTRmotorcycles.co.uk / Palmer Race Skool /	
IDEAL LAP TIME : 1:47.269		BEST LAP TIME : 1:47.778		DIFFERENCE : 0.509			
LAP	SECTOR 1	SECTOR 2	LAP TIME	MPH	DIFF	TIME OF DAY	
1 -		45.802	1:54.054	68.80	6.276	11:37:49.931	
2 -	1:02.206	46.245	1:48.451	72.36	0.673	11:39:38.382	
3 -	<b>1:01.608</b>	46.170	<b>1:47.778 (1)</b>	<b>72.81</b>		<b>11:41:26.160</b>	
4 -	1:02.775	<b>45.661</b>	1:48.436	72.37	0.658	11:43:14.596	
5 -	1:02.105	45.771	1:47.876 (2)	72.75	0.098	11:45:02.472	
6 -	1:03.011	46.768	1:49.779	71.48	2.001	11:46:52.251	
7 -	1:02.236	45.783	1:48.019 (3)	72.65	0.241	11:48:40.270	

P9		292 R		Tommi CALDWELL		Yamaha YZF-R6 - DART Motorsport - California Superbike Schc	
IDEAL LAP TIME : 1:41.920		BEST LAP TIME : 1:42.099		DIFFERENCE : 0.179			
LAP	SECTOR 1	SECTOR 2	LAP TIME	MPH	DIFF	TIME OF DAY	
1 -		<b>43.186</b>	2:28.977	52.67	46.878	11:38:24.854	
2 -	59.154	43.711	1:42.865	76.29	0.766	11:40:07.719	
3 -	58.981	43.508	1:42.489 (3)	76.57	0.390	11:41:50.208	
4 -	<b>58.734</b>	43.365	<b>1:42.099 (1)</b>	<b>76.86</b>		<b>11:43:32.307</b>	
5 -	59.082	43.216	1:42.298 (2)	76.71	0.199	11:45:14.605	
6 -	59.517	43.266	1:42.783	76.35	0.684	11:46:57.388	
7 -	59.770	43.528	1:43.298	75.97	1.199	11:48:40.686	

P10		72 R		Luke LAWSON		Yamaha R6 - Bloom Valley Ltd - Farm Shop & Event Catering	
IDEAL LAP TIME : 1:40.983		BEST LAP TIME : 1:41.604		DIFFERENCE : 0.621			
LAP	SECTOR 1	SECTOR 2	LAP TIME	MPH	DIFF	TIME OF DAY	
1 -		43.742	2:28.889	52.71	47.285	11:38:24.766	
2 -	59.628	44.626	1:44.254	75.27	2.650	11:40:09.020	
3 -	58.504	43.811	1:42.315 (2)	76.70	0.711	11:41:51.335	
4 -	<b>58.337</b>	43.267	<b>1:41.604 (1)</b>	<b>77.24</b>		<b>11:43:32.939</b>	
5 -	59.527	43.349	1:42.876	76.28	1.272	11:45:15.815	
6 -	59.791	<b>42.646</b>	1:42.437 (3)	76.61	0.833	11:46:58.252	
7 -	59.419	43.899	1:43.318	75.96	1.714	11:48:41.570	



# BMCRC - MRO Championships 2022 - Rnd 5 @ Cadwell Park

## BMCRC Thunderbike Sport & Extreme

### RACE 6 - SECTOR ANALYSIS



SECTOR 1 = FL to I1, SECTOR 2 = I1 to FL, DIFF = Difference To Personal Best Lap, P = Crossed Finish Line in Pit Lane, D = Time Disallowed

P11 84		Ricardo BRANCO		Yamaha R6 - IMP Racing		
IDEAL LAP TIME : 1:42.037		BEST LAP TIME : 1:42.424		DIFFERENCE : 0.387		
LAP	SECTOR 1	SECTOR 2	LAP TIME	MPH	DIFF	TIME OF DAY
1 -		43.549	2:27.828	53.08	45.404	11:38:23.705
2 -	59.659	43.473	1:43.132	76.09	0.708	11:40:06.837
3 -	59.348	43.536	1:42.884 (2)	76.28	0.460	11:41:49.721
4 -	<b>58.946</b>	43.478	<b>1:42.424 (1)</b>	<b>76.62</b>		<b>11:43:32.145</b>
5 -	59.781	43.532	1:43.313	75.96	0.889	11:45:15.458
6 -	1:00.202	<b>43.091</b>	1:43.293	75.97	0.869	11:46:58.751
7 -	59.258	43.847	1:43.105 (3)	76.11	0.681	11:48:41.856

P12 48		Shaun WALLIS		Yamaha R6 - MBC Despatch Racing		
IDEAL LAP TIME : 1:43.425		BEST LAP TIME : 1:43.651		DIFFERENCE : 0.226		
LAP	SECTOR 1	SECTOR 2	LAP TIME	MPH	DIFF	TIME OF DAY
1 -		43.787	2:32.817	51.35	49.166	11:38:28.694
2 -	1:00.571	44.308	1:44.879	74.82	1.228	11:40:13.573
3 -	1:01.179	43.339	1:44.518	75.08	0.867	11:41:58.091
4 -	1:00.674	<b>43.259</b>	1:43.933 (2)	75.51	0.282	11:43:42.024
5 -	1:01.353	43.356	1:44.709	74.95	1.058	11:45:26.733
6 -	1:01.006	43.264	1:44.270 (3)	75.26	0.619	11:47:11.003
7 -	<b>1:00.166</b>	43.485	<b>1:43.651 (1)</b>	<b>75.71</b>		<b>11:48:54.654</b>

P13 81		Malvern MAY		Honda CBR600RR - IMP racing		
IDEAL LAP TIME : 1:42.313		BEST LAP TIME : 1:43.214		DIFFERENCE : 0.901		
LAP	SECTOR 1	SECTOR 2	LAP TIME	MPH	DIFF	TIME OF DAY
1 -		45.969	2:35.488	50.47	52.274	11:38:31.365
2 -	59.910	43.439	1:43.349 (2)	75.93	0.135	11:40:14.714
3 -	1:01.360	44.233	1:45.593	74.32	2.379	11:42:00.307
4 -	1:00.371	43.162	1:43.533	75.80	0.319	11:43:43.840
5 -	1:00.441	<b>42.953</b>	1:43.394 (3)	75.90	0.180	11:45:27.234
6 -	1:00.819	43.612	1:44.431	75.15	1.217	11:47:11.665
7 -	59.812	43.402	<b>1:43.214 (1)</b>	<b>76.03</b>		<b>11:48:54.879</b>

P14 43		Colin WALKEY		Kawasaki ZX6R G2 - ELP Racing		
IDEAL LAP TIME : 1:43.576		BEST LAP TIME : 1:44.098		DIFFERENCE : 0.522		
LAP	SECTOR 1	SECTOR 2	LAP TIME	MPH	DIFF	TIME OF DAY
1 -		44.613	2:32.827	51.35	48.729	11:38:28.704
2 -	1:01.380	44.138	1:45.518	74.37	1.420	11:40:14.222
3 -	1:01.473	44.422	1:45.895	74.11	1.797	11:42:00.117
4 -	1:01.262	44.100	1:45.362	74.48	1.264	11:43:45.479
5 -	1:00.646	44.358	1:45.004 (3)	74.74	0.906	11:45:30.483
6 -	1:00.645	<b>43.453</b>	<b>1:44.098 (1)</b>	<b>75.39</b>		<b>11:47:14.581</b>
7 -	<b>1:00.123</b>	44.139	1:44.262 (2)	75.27	0.164	11:48:58.843

P15 25		Harrison DAY		Yamaha R6 -		
IDEAL LAP TIME : 1:45.042		BEST LAP TIME : 1:45.113		DIFFERENCE : 0.071		
LAP	SECTOR 1	SECTOR 2	LAP TIME	MPH	DIFF	TIME OF DAY
1 -		44.869	2:31.666	51.74	46.553	11:38:27.543
2 -	1:01.159	44.784	1:45.943	74.07	0.830	11:40:13.486
3 -	1:01.867	44.618	1:46.485	73.70	1.372	11:41:59.971
4 -	1:00.833	<b>44.374</b>	1:45.207 (3)	74.59	0.094	11:43:45.178
5 -	<b>1:00.668</b>	44.445	<b>1:45.113 (1)</b>	<b>74.66</b>		<b>11:45:30.291</b>
6 -	1:01.017	44.764	1:45.781	74.19	0.668	11:47:16.072
7 -	1:00.722	44.400	1:45.122 (2)	74.65	0.009	11:49:01.194

# BMCRC - MRO Championships 2022 - Rnd 5 @ Cadwell Park

## BMCRC Thunderbike Sport & Extreme

### RACE 6 - SECTOR ANALYSIS



SECTOR 1 = FL to I1, SECTOR 2 = I1 to FL, DIFF = Difference To Personal Best Lap, P = Crossed Finish Line in Pit Lane, D = Time Disallowed

P16 71		Colin CLUNE		Suzuki SV650 -		
IDEAL LAP TIME : 1:45.658		BEST LAP TIME : 1:45.770		DIFFERENCE : 0.112		
LAP	SECTOR 1	SECTOR 2	LAP TIME	MPH	DIFF	TIME OF DAY
1 -		47.189	2:37.108	49.95	51.338	11:38:32.985
2 -	1:02.103	44.988	1:47.091 (3)	73.28	1.321	11:40:20.076
3 -	1:02.019	45.454	1:47.473	73.02	1.703	11:42:07.549
4 -	1:02.081	47.272	1:49.353	71.76	3.583	11:43:56.902
5 -	1:02.522	<b>44.565</b>	1:47.087 (2)	73.28	1.317	11:45:43.989
6 -	1:02.642	45.046	1:47.688	72.87	1.918	11:47:31.677
7 -	<b>1:01.093</b>	44.677	<b>1:45.770 (1)</b>	<b>74.19</b>		<b>11:49:17.447</b>

P17 139		Rob MARLEY		Honda CBR600F3 - PearTree Racing		
IDEAL LAP TIME : 1:47.323		BEST LAP TIME : 1:47.323		DIFFERENCE : 0.000		
LAP	SECTOR 1	SECTOR 2	LAP TIME	MPH	DIFF	TIME OF DAY
1 -		46.678	2:36.157	50.25	48.834	11:38:32.034
2 -	1:03.476	45.579	1:49.055	71.96	1.732	11:40:21.089
3 -	1:02.650	45.229	1:47.879 (3)	72.74	0.556	11:42:08.968
4 -	1:02.414	45.632	1:48.046	72.63	0.723	11:43:57.014
5 -	1:02.745	45.379	1:48.124	72.58	0.801	11:45:45.138
6 -	1:02.510	45.265	1:47.775 (2)	72.81	0.452	11:47:32.913
7 -	<b>1:02.353</b>	<b>44.970</b>	<b>1:47.323 (1)</b>	<b>73.12</b>		<b>11:49:20.236</b>

P18 34 R		Sean COOKNEY		Yamaha R6 - S34N Racing		
IDEAL LAP TIME : 1:49.271		BEST LAP TIME : 1:49.271		DIFFERENCE : 0.000		
LAP	SECTOR 1	SECTOR 2	LAP TIME	MPH	DIFF	TIME OF DAY
1 -		46.754	2:38.735	49.44	49.464	11:38:34.612
2 -	1:04.834	46.421	1:51.255 (2)	70.54	1.984	11:40:25.867
3 -	1:05.017	46.611	1:51.628	70.30	2.357	11:42:17.495
4 -	1:04.246	47.037	1:51.283 (3)	70.52	2.012	11:44:08.778
5 -	1:05.873	46.081	1:51.954	70.10	2.683	11:46:00.732
6 -	1:06.130	46.372	1:52.502	69.75	3.231	11:47:53.234
7 -	<b>1:03.744</b>	<b>45.527</b>	<b>1:49.271 (1)</b>	<b>71.82</b>		<b>11:49:42.505</b>

P19 116		Gareth FAITH		Suzuki SV650 - Sitramoto		
IDEAL LAP TIME : 1:49.386		BEST LAP TIME : 1:49.386		DIFFERENCE : 0.000		
LAP	SECTOR 1	SECTOR 2	LAP TIME	MPH	DIFF	TIME OF DAY
1 -		46.476	2:37.275	49.90	47.889	11:38:33.152
2 -	<b>1:02.961</b>	<b>46.425</b>	<b>1:49.386 (1)</b>	<b>71.74</b>		<b>11:40:22.538</b>
3 -	1:04.065	46.990	1:51.055 (3)	70.66	1.669	11:42:13.593
4 -	1:05.341	47.883	1:53.224	69.31	3.838	11:44:06.817
5 -	1:05.303	47.707	1:53.010	69.44	3.624	11:45:59.827
6 -	1:07.117	47.166	1:54.283	68.67	4.897	11:47:54.110
7 -	1:03.314	46.751	1:50.065 (2)	71.30	0.679	11:49:44.175

P20 49		Oli CHAYTOR		Yamaha R6 - PearTree Racing		
IDEAL LAP TIME : 1:52.547		BEST LAP TIME : 1:52.714		DIFFERENCE : 0.167		
LAP	SECTOR 1	SECTOR 2	LAP TIME	MPH	DIFF	TIME OF DAY
1 -		48.167	2:44.179	47.80	51.465	11:38:40.056
2 -	1:05.598	48.199	1:53.797	68.96	1.083	11:40:33.853
3 -	1:05.574	48.603	1:54.177	68.73	1.463	11:42:28.030
4 -	1:05.758	47.926	1:53.684 (3)	69.03	0.970	11:44:21.714
5 -	1:05.700	<b>47.660</b>	1:53.360 (2)	69.23	0.646	11:46:15.074
6 -	1:05.575	48.429	1:54.004	68.84	1.290	11:48:09.078
7 -	<b>1:04.887</b>	47.827	<b>1:52.714 (1)</b>	<b>69.62</b>		<b>11:50:01.792</b>

# BMCRC - MRO Championships 2022 - Rnd 5 @ Cadwell Park

## BMCRC Thunderbike Sport & Extreme

### RACE 6 - SECTOR ANALYSIS



SECTOR 1 = FL to I1, SECTOR 2 = I1 to FL, DIFF = Difference To Personal Best Lap, P = Crossed Finish Line in Pit Lane, D = Time Disallowed

P21 138		Craig JARMIN		Suzuki SV650 - SK PreP			
IDEAL LAP TIME : 1:52.183		BEST LAP TIME : 1:52.368		DIFFERENCE : 0.185			
LAP	SECTOR 1	SECTOR 2	LAP TIME	MPH	DIFF	TIME OF DAY	
1 -		48.873	2:43.884	47.88	51.516	11:38:39.761	
2 -	1:06.390	48.724	1:55.114	68.17	2.746	11:40:34.875	
3 -	1:06.525	<b>47.558</b>	1:54.083	68.79	1.715	11:42:28.958	
4 -	1:05.359	48.312	1:53.671 (3)	69.04	1.303	11:44:22.629	
5 -	1:05.195	48.126	1:53.321 (2)	69.25	0.953	11:46:15.950	
6 -	1:05.714	48.364	1:54.078	68.79	1.710	11:48:10.028	
7 -	<b>1:04.625</b>	47.743	<b>1:52.368 (1)</b>	<b>69.84</b>		<b>11:50:02.396</b>	

P22 63		Robert BUSH		Suzuki GSXR 600 - Legacy Racing			
IDEAL LAP TIME : 1:59.624		BEST LAP TIME : 2:00.076		DIFFERENCE : 0.452			
LAP	SECTOR 1	SECTOR 2	LAP TIME	MPH	DIFF	TIME OF DAY	
1 -		52.114	2:52.777	45.42	52.701	11:38:48.654	
2 -	1:12.062	52.319	2:04.381	63.09	4.305	11:40:53.035	
3 -	1:10.391	50.616	2:01.007	64.85	0.931	11:42:54.042	
4 -	1:10.203	50.298	2:00.501 (3)	65.12	0.425	11:44:54.543	
5 -	<b>1:09.376</b>	50.830	2:00.206 (2)	65.28	0.130	11:46:54.749	
6 -	1:09.828	<b>50.248</b>	<b>2:00.076 (1)</b>	<b>65.35</b>		<b>11:48:54.825</b>	

P23 54		Adam JAMISON		Yamaha R6 - Team AJR			
IDEAL LAP TIME : 1:41.963		BEST LAP TIME : 1:41.963		DIFFERENCE : 0.000			
LAP	SECTOR 1	SECTOR 2	LAP TIME	MPH	DIFF	TIME OF DAY	
1 -		43.407	2:27.943	53.04	45.980	11:38:23.820	
2 -	59.763	43.455	1:43.218	76.03	1.255	11:40:07.038	
3 -	59.338	43.480	1:42.818 (3)	76.32	0.855	11:41:49.856	
4 -	59.321	43.412	1:42.733 (2)	76.39	0.770	11:43:32.589	
5 -	59.630	43.358	1:42.988	76.20	1.025	11:45:15.577	
6 -	<b>58.820</b>	<b>43.143</b>	<b>1:41.963 (1)</b>	<b>76.96</b>		<b>11:46:57.540</b>	
7 -	59.818	43.536	1:43.354	75.93	1.391	11:48:40.894	

# BMCRC - MRO Championships 2022 - Rnd 5 @ Cadwell Park

## BMCRC Thunderbike Sport & Extreme

### RACE 6 - BEST SECTORS

SECTOR 1			SECTOR 2			IDEAL / BEST COMPARISON						
POS	NO	NAME	TIME	NO	NAME	TIME	POS	NO	NAME	IDEAL	BEST	DIFF
									<b>PERFECT LAP</b>	<b>1:39.356</b>		
1	77	MAY	<b>57.591</b>	240	SCANLON	<b>41.765</b>	1	240	SCANLON	1:39.947	1:40.061	0.114
2	129	CRIPPS	<b>58.173</b>	77	MAY	<b>42.386</b>	2	77	MAY	1:39.977	1:40.071	0.094
3	240	SCANLON	<b>58.182</b>	72	LAWSON	<b>42.646</b>	3	28	SPENCER	1:40.940	1:40.940	0.000
4	28	SPENCER	<b>58.242</b>	28	SPENCER	<b>42.698</b>	4	72	LAWSON	1:40.983	1:41.604	0.621
5	72	LAWSON	<b>58.337</b>	51	HOGARTH	<b>42.713</b>	5	129	CRIPPS	1:41.174	1:41.642	0.468
6	292	CALDWELL	<b>58.734</b>	14	KILLWORTH	<b>42.757</b>	6	14	KILLWORTH	1:41.538	1:41.538	0.000
7	14	KILLWORTH	<b>58.781</b>	81	MAY	<b>42.953</b>	7	51	HOGARTH	1:41.809	1:42.198	0.389
8	54	JAMISON	<b>58.820</b>	129	CRIPPS	<b>43.001</b>	8	292	CALDWELL	1:41.920	1:42.099	0.179
9	84	BRANCO	<b>58.946</b>	168	ASHBY	<b>43.089</b>	9	54	JAMISON	1:41.963	1:41.963	0.000
10	51	HOGARTH	<b>59.096</b>	84	BRANCO	<b>43.091</b>	10	84	BRANCO	1:42.037	1:42.424	0.387
11	168	ASHBY	<b>59.222</b>	54	JAMISON	<b>43.143</b>	11	168	ASHBY	1:42.311	1:42.467	0.156
12	81	MAY	<b>59.360</b>	292	CALDWELL	<b>43.186</b>	12	81	MAY	1:42.313	1:43.214	0.901
13	43	WALKEY	<b>1:00.123</b>	48	WALLIS	<b>43.259</b>	13	48	WALLIS	1:43.425	1:43.651	0.226
14	48	WALLIS	<b>1:00.166</b>	43	WALKEY	<b>43.453</b>	14	43	WALKEY	1:43.576	1:44.098	0.522
15	25	DAY	<b>1:00.668</b>	25	DAY	<b>44.374</b>	15	25	DAY	1:45.042	1:45.113	0.071
16	71	CLUNE	<b>1:01.093</b>	71	CLUNE	<b>44.565</b>	16	71	CLUNE	1:45.658	1:45.770	0.112
17	6	FIRTH	<b>1:01.608</b>	139	MARLEY	<b>44.970</b>	17	6	FIRTH	1:47.269	1:47.778	0.509
18	139	MARLEY	<b>1:02.353</b>	34	COOKNEY	<b>45.527</b>	18	139	MARLEY	1:47.323	1:47.323	0.000
19	116	FAITH	<b>1:02.961</b>	6	FIRTH	<b>45.661</b>	19	34	COOKNEY	1:49.271	1:49.271	0.000
20	34	COOKNEY	<b>1:03.744</b>	116	FAITH	<b>46.425</b>	20	116	FAITH	1:49.386	1:49.386	0.000
21	138	JARMIN	<b>1:04.625</b>	138	JARMIN	<b>47.558</b>	21	138	JARMIN	1:52.183	1:52.368	0.185
22	49	CHAYTOR	<b>1:04.887</b>	49	CHAYTOR	<b>47.660</b>	22	49	CHAYTOR	1:52.547	1:52.714	0.167
23	63	BUSH	<b>1:09.376</b>	63	BUSH	<b>50.248</b>	23	63	BUSH	1:59.624	2:00.076	0.452
24												
25												

# BMCRC - MRO Championships 2022 - Rnd 5 @ Cadwell Park

## BMCRC Thunderbike Sport & Extreme

### RACE 6 - STATISTICS

**Competitors Started** 25  
**Planned Start** 2022-06-26 @ 11:20:00.000  
**Actual Start** 2022-06-26 @ 11:35:55.876  
**Finish Time** 2022-06-26 @ 11:49:26.330  
**Track Length** 2.1800mi.  
**Total Laps** 167  
**Total Distance Covered** 364.0631mi.

#### Session Fastest Lap History

NO	CL	NAME	LAP TIME	TIME OF DAY	LAP	VEHICLE
240	E	Andy SCANLON	1:41.044	11:39:22.345	2	Ducati 996
240	E	Andy SCANLON	1:40.813	11:41:03.158	3	Ducati 996
77	E	David MAY	1:40.465	11:41:04.686	3	Suzuki GSXR 750 K1
240	E	Andy SCANLON	1:40.061	11:44:23.916	5	Ducati 996

#### Session Leader History

NO	CL	NAME	FROM LAP	LAPS LED	DISTANCE	VEHICLE
240	E	Andy SCANLON	1	8	17.44 miles	Ducati 996

#### Flag History

TYPE	TIME OF DAY
GREEN	11:35:55.876
FINISH	11:49:26.330

#### Flag Statistics

TYPE	COUNT	TOTAL LAPS	TOTAL TIME
Green	1	8	16:43.672
Red	0	0	0.000
Safety Car	0	0	0.000
FCY	0	0	0.000

# BMCRC - MRO Championships 2022 - Rnd 5 @ Cadwell Park

## BMCRC Thunderbike Sport & Extreme

### RACE 6 - STATISTICS

CLASS : E

8 Starters

#### Fastest Lap History

NO	NAME	LAP TIME	TIME OF DAY	LAP	VEHICLE
240	Andy SCANLON	<b>1:41.044</b>	11:39:22.345	2	Ducati 996
240	Andy SCANLON	<b>1:40.813</b>	11:41:03.158	3	Ducati 996
77	David MAY	<b>1:40.465</b>	11:41:04.686	3	Suzuki GSXR 750 K1
240	Andy SCANLON	<b>1:40.061</b>	11:44:23.916	5	Ducati 996

#### Leader History

NO	NAME	FROM LAP	LAPS LED	DISTANCE	VEHICLE
240	Andy SCANLON	1	8	17.44 miles	Ducati 996

# BMCRC - MRO Championships 2022 - Rnd 5 @ Cadwell Park

## BMCRC Thunderbike Sport & Extreme

### RACE 6 - STATISTICS

CLASS :

13 Starters

#### Fastest Lap History

NO	NAME	LAP TIME	TIME OF DAY	LAP	VEHICLE
84	Ricardo BRANCO	1:43.132	11:40:06.863	2	Yamaha R6
84	Ricardo BRANCO	1:42.884	11:41:49.747	3	Yamaha R6
54	Adam JAMISON	1:42.818	11:41:49.871	3	Yamaha R6
84	Ricardo BRANCO	1:42.424	11:43:32.171	4	Yamaha R6
54	Adam JAMISON	1:41.963	11:46:57.556	6	Yamaha R6

#### Leader History

NO	NAME	FROM LAP	LAPS LED	DISTANCE	VEHICLE
84	Ricardo BRANCO	1	5	10.90 miles	Yamaha R6
54	Adam JAMISON	6	2	4.36 miles	Yamaha R6

# BMCRC - MRO Championships 2022 - Rnd 5 @ Cadwell Park

## BMCRC Thunderbike Sport & Extreme

### RACE 6 - STATISTICS

CLASS : R

4 Starters

#### Fastest Lap History

NO	NAME	LAP TIME	TIME OF DAY	LAP	VEHICLE
292	Tommi CALDWELL	<b>1:42.865</b>	11:40:07.730	2	Yamaha YZF-R6
292	Tommi CALDWELL	<b>1:42.489</b>	11:41:50.219	3	Yamaha YZF-R6
72	Luke LAWSON	<b>1:42.315</b>	11:41:51.356	3	Yamaha R6
292	Tommi CALDWELL	<b>1:42.099</b>	11:43:32.318	4	Yamaha YZF-R6
72	Luke LAWSON	<b>1:41.604</b>	11:43:32.961	4	Yamaha R6

#### Leader History

NO	NAME	FROM LAP	LAPS LED	DISTANCE	VEHICLE
72	Luke LAWSON	1	1	2.18 miles	Yamaha R6
292	Tommi CALDWELL	2	6	13.08 miles	Yamaha YZF-R6



# BMCRC - MRO Championships 2022 - Rnd 5 @ Cadwell Park



## BMCRC Thunderbike Sport & Extreme

### RACE 16 - GRID (8 Laps)

ROW 10	28	63	Robert BUSH	2:00.076	29	76	Dean FARNWORTH	30	108	Liam ARMITAGE		
ROW 9	25	116	Gareth FAITH	1:49.386	26	138	Craig JARMIN	1:52.368	27	49	Oli CHAYTOR	1:52.714
ROW 8	22	71	Colin CLUNE	1:45.770	23	139	Rob MARLEY	1:47.323	24	34	Sean COOKNEY	1:49.271
ROW 7	19	43	Colin WALKEY	1:44.098	20	25	Harrison DAY	1:45.113	21	624	Matthew FEDRICK	
ROW 6	16	84	Ricardo BRANCO	1:42.424	17	81	Malvern MAY	1:43.214	18	48	Shaun WALLIS	1:43.651
ROW 5	13	72	Luke LAWSON	1:41.604	14	54	Adam JAMISON	1:41.963	15	292	Tommi CALDWELL	1:42.099
ROW 4	10				11				12			
ROW 3	7	168	Ian ASHBY	1:42.467	8	6	Andrew FIRTH	1:47.778	9	119	Simon HEALEY	
ROW 2	4	14	Nick KILLWORTH	1:41.538	5	129	Derek CRIPPS	1:41.642	6	51	Michael HOGARTH	1:42.198
ROW 1	1	240	Andy SCANLON	1:40.061	2	77	David MAY	1:40.071	3	28	David SPENCER	1:40.940
			<b>Pole</b>									

Cadwell Park: 2.1800 miles

These results are provisional until the conclusion of any judicial and technical matters.

Clerk Of Course :	Stewards :	Timekeeper : Sarah Evans
-------------------	------------	--------------------------

Results can be found at [www.tsl-timing.com](http://www.tsl-timing.com)

Printed - 12:00 Sunday, 26 June 2022



# BMCRC - MRO Championships 2022 - Rnd 5 @ Cadwell Park

## BMCRC Thunderbike Sport & Extreme

### RACE 16 - CLASSIFICATION

POS	NO	CL	PIC NAME	ENTRY	LAPS	TIME	GAP	DIFF	MPH	BEST	ON
1	77	E	1 David MAY	Suzuki GSXR 750 K1 - ELP Racing	6	10:12.427			76.88	<b>1:40.636</b>	6
2	240	E	2 Andy SCANLON	Ducati 996 - hel, Continental, Dads wallet	6	10:12.601	<b>0.174</b>	0.174	76.86	<b>1:40.518</b>	6
3	28	E	3 David SPENCER	Suzuki GSXR 600 -	6	10:21.258	<b>8.831</b>	8.657	75.79	<b>1:41.543</b>	2
4	51	E	4 Michael HOGARTH	Honda SP1 RC-51 - WHR Racing	6	10:26.754	<b>14.327</b>	5.496	75.13	<b>1:42.901</b>	6
5	168	E	5 Ian ASHBY	TRIUMPH DAYTONA 955I - GROVE HOUSE	6	10:28.434	<b>16.007</b>	1.680	74.92	<b>1:43.455</b>	6
6	14	E	6 Nick KILLWORTH	Aprillia RSV MILLE - Bk Evers racing	6	10:29.925	<b>17.498</b>	1.491	74.75	<b>1:43.138</b>	3
7	129	E	7 Derek CRIPPS	Yamaha R1 - Kelly Cripps - Team FBR	6	10:35.561	<b>23.134</b>	5.636	74.08	<b>1:42.794</b>	4
8	6	E	8 Andrew FIRTH	Yamaha YZF-R1 - LTRmotorcycles.co.uk / Palmer	6	10:58.258	<b>45.831</b>	22.697	71.53	<b>1:47.262</b>	5
9	292	R	1 Tommi CALDWELL	Yamaha YZF-R6 - DART Motorsport - California Suj	6	11:00.566	<b>48.139</b>	2.308	71.28	<b>1:41.752</b>	3
10	84		1 Ricardo BRANCO	Yamaha R6 - IMP Racing	6	11:00.768	<b>48.341</b>	0.202	71.26	<b>1:42.598</b>	5
11	72	R	2 Luke LAWSON	Yamaha R6 - Bloom Valley Ltd - Farm Shop & Even	6	11:02.476	<b>50.049</b>	1.708	71.07	<b>1:41.699</b>	4
12	81		2 Malvern MAY	Honda CBR600RR - IMP racing	6	11:04.997	<b>52.570</b>	2.521	70.80	<b>1:41.735</b>	4
13	48		3 Shaun WALLIS	Yamaha R6 - MBC Despatch Racing	6	11:05.657	<b>53.230</b>	0.660	70.73	<b>1:43.302</b>	4
14	624		4 Matthew FEDRICK	Yamaha R6 - Matthew Fedrick farriers ltd/ Palmer R	6	11:08.354	<b>55.927</b>	2.697	70.45	<b>1:43.129</b>	5
15	25		5 Harrison DAY	Yamaha R6 -	6	11:17.647	<b>1:05.220</b>	9.293	69.48	<b>1:43.890</b>	5
16	43		6 Colin WALKER	Kawasaki ZX6R G2 - ELP Racing	6	11:20.534	<b>1:08.107</b>	2.887	69.19	<b>1:45.556</b>	6
17	71		7 Colin CLUNE	Suzuki SV650 -	6	11:26.021	<b>1:13.594</b>	5.487	68.63	<b>1:46.367</b>	2
18	139		8 Rob MARLEY	Honda CBR600F3 - PearTree Racing	6	11:34.557	<b>1:22.130</b>	8.536	67.79	<b>1:47.219</b>	6
19	34	R	3 Sean COOKNEY	Yamaha R6 - S34N Racing	6	11:54.337	<b>1:41.910</b>	19.780	65.91	<b>1:49.458</b>	3
20	49		9 Oli CHAYTOR	Yamaha R6 - PearTree Racing	6	12:00.291	<b>1:47.864</b>	5.954	65.37	<b>1:51.713</b>	3
21	138		10 Craig JARMIN	Suzuki SV650 - SK PreP	6	12:00.510	<b>1:48.083</b>	0.219	65.35	<b>1:51.061</b>	6
22	63		11 Robert BUSH	Suzuki GSXR 600 - Legacy Racing	5	11:07.364	<b>1 Lap</b>	1 Lap	58.79	<b>2:02.808</b>	4

#### FASTEST LAP

240	E	Andy SCANLON	Ducati 996 - hel, Continental, Dads wallet	6	1:40.518	78.07 mph	125.65 kph
72	R	Luke LAWSON	Yamaha R6 - Bloom Valley Ltd - Farm Shop & Even	4	1:41.699	77.16 mph	124.19 kph
81		Malvern MAY	Honda CBR600RR - IMP racing	4	1:41.735	77.14 mph	124.14 kph

Class E - 92.5% of Race Speed = 71.11 mph

Class R - 92.5% of Race Speed = 65.93 mph

Class - 92.5% of Race Speed = 65.91 mph

Weather / Track : Bright / Dry

These results are provisional until the conclusion of any judicial and technical matters.

Race Distance: 6 Laps / 13.08 miles

Cadwell Park: 2.1800 miles

Date: 26/06/2022 Start: 16:52 Finish: 17:02

Clerk Of Course :	Stewards :	Timekeeper : Sarah Evans
-------------------	------------	--------------------------

Results can be found at [www.tsl-timing.com](http://www.tsl-timing.com)

Printed - 17:04 Sunday, 26 June 2022



# BMCRC - MRO Championships 2022 - Rnd 5 @ Cadwell Park

## BMCRC Thunderbike Sport & Extreme

### RACE 16 - LAP CHART

#### LAP 1 @ 16:54:08.629

NO	BEHIND	LAP TIME
77		1:46.877
240	0.253	1:47.130
28	0.969	1:47.846
168	2.259	1:49.136
51	2.833	1:49.710
129	3.054	1:49.931
14	3.949	1:50.826
6	11.936	1:58.813
84	39.347	2:26.224
292	40.749	2:27.626
72	41.480	2:28.357
48	41.716	2:28.593
81	41.767	2:28.644
43	43.403	2:30.280
624	43.442	2:30.319
25	44.653	2:31.530
71	46.046	2:32.923
139	47.389	2:34.266
34	49.797	2:36.674
138	51.928	2:38.805
49	52.569	2:39.446
63	1:04.028	2:50.905

#### LAP 2 @ 16:55:49.855

NO	BEHIND	LAP TIME
77		1:41.226
240	0.273	1:41.246
28	1.286	1:41.543
168	4.967	1:43.934
129	5.407	1:43.579
51	6.055	1:44.448
14	6.718	1:43.995
6	18.112	1:47.402
84	40.786	1:42.665
292	42.495	1:42.972
72	43.036	1:42.782
81	43.702	1:43.161
48	43.860	1:43.370
624	45.503	1:43.287
43	47.855	1:45.678
25	48.825	1:45.398
71	51.187	1:46.367
139	54.418	1:48.255
34	58.131	1:49.560
49	1:03.662	1:52.319
138	1:04.498	1:53.796
63	1:26.184	2:03.382

#### LAP 3 @ 16:57:31.213

NO	BEHIND	LAP TIME
77		1:41.358
240	0.334	1:41.419
28	2.411	1:42.483
168	7.731	1:44.122
51	8.100	1:43.403
14	8.498	1:43.138
129	16.346	1:52.297
6	25.111	1:48.357
84	42.472	1:43.044
292	42.889	1:41.752
72	44.394	1:42.716
81	44.772	1:42.428

48	46.180	1:43.678
624	47.537	1:43.392
43	52.549	1:46.052
25	53.059	1:45.592
71	56.675	1:46.846
139	1:01.396	1:48.336
34	1:06.231	1:49.458
49	1:14.017	1:51.713
138	1:15.202	1:52.062

#### LAP 4 @ 16:59:12.331

NO	BEHIND	LAP TIME
77		1:41.118
240	0.327	1:41.111
28	5.124	1:43.831
63	1 Lap	2:03.219
51	9.915	1:42.933
168	10.542	1:43.929
14	11.028	1:43.648
129	18.022	1:42.794
6	32.520	1:48.527
292	44.086	1:42.315
84	44.526	1:43.172
72	44.975	1:41.699
81	45.389	1:41.735
48	48.364	1:43.302
624	50.211	1:43.792
43	58.821	1:47.390
25	58.930	1:46.989
71	1:02.019	1:46.462
139	1:09.007	1:48.729
34	1:17.003	1:51.890
49	1:25.592	1:52.693
138	1:26.366	1:52.282

#### LAP 5 @ 17:00:53.543

NO	BEHIND	LAP TIME
77		1:41.212
240	0.292	1:41.177
28	6.795	1:42.883
51	12.062	1:43.359
168	13.188	1:43.858
14	13.733	1:43.917
129	20.118	1:43.308
63	1 Lap	2:02.808
6	38.570	1:47.262
292	45.411	1:42.537
84	45.912	1:42.598
81	47.240	1:43.063
72	47.462	1:43.699
48	50.495	1:43.343
624	52.128	1:43.129
25	1:01.608	1:43.890
43	1:03.187	1:45.578
71	1:07.572	1:46.765
139	1:15.547	1:47.752
34	1:28.659	1:52.868
49	1:36.768	1:52.388
138	1:37.658	1:52.504

#### LAP 6 @ 17:02:34.179

NO	BEHIND	LAP TIME
77		1:40.636
240	0.174	1:40.518

28	8.831	1:42.672
51	14.327	1:42.901
168	16.007	1:43.455
14	17.498	1:44.401
129	23.134	1:43.652
6	45.831	1:47.897
292	48.139	1:43.364
84	48.341	1:43.065
72	50.049	1:43.223
81	52.570	1:45.966
48	53.230	1:43.371
63	1 Lap	2:07.050
624	55.927	1:44.435
25	1:05.220	1:44.248
43	1:08.107	1:45.556
71	1:13.594	1:46.658
139	1:22.130	1:47.219
34	1:41.910	1:53.887
49	1:47.864	1:51.732
138	1:48.083	1:51.061

# BMCRC - MRO Championships 2022 - Rnd 5 @ Cadwell Park

## BMCRC Thunderbike Sport & Extreme

### RACE 16 - SECTOR ANALYSIS



SECTOR 1 = FL to I1, SECTOR 2 = I1 to FL, DIFF = Difference To Personal Best Lap, P = Crossed Finish Line in Pit Lane, D = Time Disallowed

P1 77 E		David MAY		Suzuki GSXR 750 K1 - ELP Racing		
IDEAL LAP TIME : 1:40.634		BEST LAP TIME : 1:40.636		DIFFERENCE : 0.002		
LAP	SECTOR 1	SECTOR 2	LAP TIME	MPH	DIFF	TIME OF DAY
1 -		43.454	1:46.877	73.43	6.241	16:54:08.629
2 -	58.154	43.072	1:41.226	77.53	0.590	16:55:49.855
3 -	58.358	43.000	1:41.358	77.42	0.722	16:57:31.213
4 -	<b>58.140</b>	42.978	1:41.118 (2)	77.61	0.482	16:59:12.331
5 -	58.646	42.566	1:41.212 (3)	77.54	0.576	17:00:53.543
6 -	58.142	<b>42.494</b>	<b>1:40.636 (1)</b>	<b>77.98</b>		<b>17:02:34.179</b>

P2 240 E		Andy SCANLON		Ducati 996 - hel, Continental, Dads wallet		
IDEAL LAP TIME : 1:39.899		BEST LAP TIME : 1:40.518		DIFFERENCE : 0.619		
LAP	SECTOR 1	SECTOR 2	LAP TIME	MPH	DIFF	TIME OF DAY
1 -		43.034	1:47.130	73.25	6.612	16:54:08.882
2 -	58.336	42.910	1:41.246	77.51	0.728	16:55:50.128
3 -	58.413	43.006	1:41.419	77.38	0.901	16:57:31.547
4 -	<b>58.113</b>	42.998	1:41.111 (2)	77.61	0.593	16:59:12.658
5 -	58.855	42.322	1:41.177 (3)	77.56	0.659	17:00:53.835
6 -	58.732	<b>41.786</b>	<b>1:40.518 (1)</b>	<b>78.07</b>		<b>17:02:34.353</b>

P3 28 E		David SPENCER		Suzuki GSXR 600 -		
IDEAL LAP TIME : 1:41.543		BEST LAP TIME : 1:41.543		DIFFERENCE : 0.000		
LAP	SECTOR 1	SECTOR 2	LAP TIME	MPH	DIFF	TIME OF DAY
1 -		43.163	1:47.846	72.77	6.303	16:54:09.598
2 -	<b>58.505</b>	<b>43.038</b>	<b>1:41.543 (1)</b>	<b>77.28</b>		<b>16:55:51.141</b>
3 -	58.991	43.492	1:42.483 (2)	76.57	0.940	16:57:33.624
4 -	59.060	44.771	1:43.831	75.58	2.288	16:59:17.455
5 -	59.149	43.734	1:42.883	76.28	1.340	17:01:00.338
6 -	58.909	43.763	1:42.672 (3)	76.43	1.129	17:02:43.010

P4 51 E		Michael HOGARTH		Honda SP1 RC-51 - WHR Racing		
IDEAL LAP TIME : 1:42.767		BEST LAP TIME : 1:42.901		DIFFERENCE : 0.134		
LAP	SECTOR 1	SECTOR 2	LAP TIME	MPH	DIFF	TIME OF DAY
1 -		44.065	1:49.710	71.53	6.809	16:54:11.462
2 -	1:00.415	44.033	1:44.448	75.13	1.547	16:55:55.910
3 -	59.529	43.874	1:43.403	75.89	0.502	16:57:39.313
4 -	<b>59.250</b>	43.683	1:42.933 (2)	76.24	0.032	16:59:22.246
5 -	59.842	<b>43.517</b>	1:43.359 (3)	75.93	0.458	17:01:05.605
6 -	59.327	43.574	<b>1:42.901 (1)</b>	<b>76.26</b>		<b>17:02:48.506</b>

P5 168 E		Ian ASHBY		TRIUMPH DAYTONA 955I - GROVE HOUSE		
IDEAL LAP TIME : 1:43.330		BEST LAP TIME : 1:43.455		DIFFERENCE : 0.125		
LAP	SECTOR 1	SECTOR 2	LAP TIME	MPH	DIFF	TIME OF DAY
1 -		43.929	1:49.136	71.91	5.681	16:54:10.888
2 -	1:00.093	43.841	1:43.934	75.51	0.479	16:55:54.822
3 -	<b>1:00.079</b>	44.043	1:44.122	75.37	0.667	16:57:38.944
4 -	1:00.292	43.637	1:43.929 (3)	75.51	0.474	16:59:22.873
5 -	1:00.488	43.370	1:43.858 (2)	75.56	0.403	17:01:06.731
6 -	1:00.204	<b>43.251</b>	<b>1:43.455 (1)</b>	<b>75.85</b>		<b>17:02:50.186</b>

P6 14 E		Nick KILLWORTH		Aprillia RSV MILLE - Bk Everts racing		
IDEAL LAP TIME : 1:42.930		BEST LAP TIME : 1:43.138		DIFFERENCE : 0.208		
LAP	SECTOR 1	SECTOR 2	LAP TIME	MPH	DIFF	TIME OF DAY
1 -		44.284	1:50.826	70.81	7.688	16:54:12.578
2 -	59.696	44.299	1:43.995	75.46	0.857	16:55:56.573
3 -	<b>59.621</b>	43.517	<b>1:43.138 (1)</b>	<b>76.09</b>		<b>16:57:39.711</b>
4 -	59.987	43.661	1:43.648 (2)	75.71	0.510	16:59:23.359
5 -	1:00.608	<b>43.309</b>	1:43.917 (3)	75.52	0.779	17:01:07.276
6 -	1:00.003	44.398	1:44.401	75.17	1.263	17:02:51.677

# BMCRC - MRO Championships 2022 - Rnd 5 @ Cadwell Park

## BMCRC Thunderbike Sport & Extreme

### RACE 16 - SECTOR ANALYSIS



SECTOR 1 = FL to I1, SECTOR 2 = I1 to FL, DIFF = Difference To Personal Best Lap, P = Crossed Finish Line in Pit Lane, D = Time Disallowed

P7 129 E		Derek CRIPPS		Yamaha R1 - Kelly Cripps - Team FBR		
IDEAL LAP TIME : 1:42.794		BEST LAP TIME : 1:42.794		DIFFERENCE : 0.000		
LAP	SECTOR 1	SECTOR 2	LAP TIME	MPH	DIFF	TIME OF DAY
1 -		43.995	1:49.931	71.39	7.137	16:54:11.683
2 -	59.606	43.973	1:43.579 (3)	75.76	0.785	16:55:55.262
3 -	1:08.108	44.189	1:52.297	69.88	9.503	16:57:47.559
4 -	<b>59.159</b>	<b>43.635</b>	<b>1:42.794 (1)</b>	<b>76.34</b>		<b>16:59:30.353</b>
5 -	59.589	43.719	1:43.308 (2)	75.96	0.514	17:01:13.661
6 -	59.541	44.111	1:43.652	75.71	0.858	17:02:57.313

P8 6 E		Andrew FIRTH		Yamaha YZF-R1 - LTRmotorcycles.co.uk / Palmer Race Skool /		
IDEAL LAP TIME : 1:47.196		BEST LAP TIME : 1:47.262		DIFFERENCE : 0.066		
LAP	SECTOR 1	SECTOR 2	LAP TIME	MPH	DIFF	TIME OF DAY
1 -		<b>45.551</b>	1:58.813	66.05	11.551	16:54:20.565
2 -	1:01.788	45.614	1:47.402 (2)	73.07	0.140	16:56:07.967
3 -	1:02.186	46.171	1:48.357	72.42	1.095	16:57:56.324
4 -	1:02.253	46.274	1:48.527	72.31	1.265	16:59:44.851
5 -	<b>1:01.645</b>	45.617	<b>1:47.262 (1)</b>	<b>73.16</b>		<b>17:01:32.113</b>
6 -	1:02.071	45.826	1:47.897 (3)	72.73	0.635	17:03:20.010

P9 292 R		Tommi CALDWELL		Yamaha YZF-R6 - DART Motorsport - California Superbike Schc		
IDEAL LAP TIME : 1:41.752		BEST LAP TIME : 1:41.752		DIFFERENCE : 0.000		
LAP	SECTOR 1	SECTOR 2	LAP TIME	MPH	DIFF	TIME OF DAY
1 -		43.904	2:27.626	53.16	45.874	16:54:49.378
2 -	59.472	43.500	1:42.972	76.21	1.220	16:56:32.350
3 -	<b>58.551</b>	<b>43.201</b>	<b>1:41.752 (1)</b>	<b>77.12</b>		<b>16:58:14.102</b>
4 -	58.833	43.482	1:42.315 (2)	76.70	0.563	16:59:56.417
5 -	59.027	43.510	1:42.537 (3)	76.53	0.785	17:01:38.954
6 -	59.457	43.907	1:43.364	75.92	1.612	17:03:22.318

P10 84		Ricardo BRANCO		Yamaha R6 - IMP Racing		
IDEAL LAP TIME : 1:42.482		BEST LAP TIME : 1:42.598		DIFFERENCE : 0.116		
LAP	SECTOR 1	SECTOR 2	LAP TIME	MPH	DIFF	TIME OF DAY
1 -		<b>43.344</b>	2:26.224	53.67	43.626	16:54:47.976
2 -	59.251	43.414	1:42.665 (2)	76.44	0.067	16:56:30.641
3 -	59.550	43.494	1:43.044 (3)	76.16	0.446	16:58:13.685
4 -	59.784	43.388	1:43.172	76.06	0.574	16:59:56.857
5 -	59.238	43.360	<b>1:42.598 (1)</b>	<b>76.49</b>		<b>17:01:39.455</b>
6 -	<b>59.138</b>	43.927	1:43.065	76.14	0.467	17:03:22.520

P11 72 R		Luke LAWSON		Yamaha R6 - Bloom Valley Ltd - Farm Shop & Event Catering		
IDEAL LAP TIME : 1:41.611		BEST LAP TIME : 1:41.699		DIFFERENCE : 0.088		
LAP	SECTOR 1	SECTOR 2	LAP TIME	MPH	DIFF	TIME OF DAY
1 -		45.094	2:28.357	52.89	46.658	16:54:50.109
2 -	59.130	43.652	1:42.782 (3)	76.35	1.083	16:56:32.891
3 -	58.797	43.919	1:42.716 (2)	76.40	1.017	16:58:15.607
4 -	58.250	<b>43.449</b>	<b>1:41.699 (1)</b>	<b>77.16</b>		<b>16:59:57.306</b>
5 -	59.099	44.600	1:43.699	75.68	2.000	17:01:41.005
6 -	<b>58.162</b>	45.061	1:43.223	76.03	1.524	17:03:24.228

P12 81		Malvern MAY		Honda CBR600RR - IMP racing		
IDEAL LAP TIME : 1:41.499		BEST LAP TIME : 1:41.735		DIFFERENCE : 0.236		
LAP	SECTOR 1	SECTOR 2	LAP TIME	MPH	DIFF	TIME OF DAY
1 -		44.572	2:28.644	52.79	46.909	16:54:50.396
2 -	59.659	43.502	1:43.161	76.07	1.426	16:56:33.557
3 -	<b>58.464</b>	43.964	1:42.428 (2)	76.62	0.693	16:58:15.985
4 -	58.700	<b>43.035</b>	<b>1:41.735 (1)</b>	<b>77.14</b>		<b>16:59:57.720</b>
5 -	58.909	44.154	1:43.063 (3)	76.14	1.328	17:01:40.783
6 -	59.004	46.962	1:45.966	74.06	4.231	17:03:26.749

# BMCRC - MRO Championships 2022 - Rnd 5 @ Cadwell Park

## BMCRC Thunderbike Sport & Extreme

### RACE 16 - SECTOR ANALYSIS



SECTOR 1 = FL to I1, SECTOR 2 = I1 to FL, DIFF = Difference To Personal Best Lap, P = Crossed Finish Line in Pit Lane, D = Time Disallowed

P13 48		Shaun WALLIS		Yamaha R6 - MBC Despatch Racing		
IDEAL LAP TIME : 1:42.193		BEST LAP TIME : 1:43.302		DIFFERENCE : 1.109		
LAP	SECTOR 1	SECTOR 2	LAP TIME	MPH	DIFF	TIME OF DAY
1 -		44.100	2:28.593	52.81	45.291	16:54:50.345
2 -	<b>59.305</b>	44.065	1:43.370 (3)	75.92	0.068	16:56:33.715
3 -	1:00.407	43.271	1:43.678	75.69	0.376	16:58:17.393
4 -	1:00.414	<b>42.888</b>	<b>1:43.302 (1)</b>	<b>75.97</b>		<b>17:00:00.695</b>
5 -	1:00.415	42.928	1:43.343 (2)	75.94	0.041	17:01:44.038
6 -	59.776	43.595	1:43.371	75.92	0.069	17:03:27.409

P14 624		Matthew FEDRICK		Yamaha R6 - Matthew Fedrick farriers ltd/ Palmer Race Skool		
IDEAL LAP TIME : 1:43.129		BEST LAP TIME : 1:43.129		DIFFERENCE : 0.000		
LAP	SECTOR 1	SECTOR 2	LAP TIME	MPH	DIFF	TIME OF DAY
1 -		43.629	2:30.319	52.20	47.190	16:54:52.071
2 -	59.916	43.371	1:43.287 (2)	75.98	0.158	16:56:35.358
3 -	1:00.123	43.269	1:43.392 (3)	75.90	0.263	16:58:18.750
4 -	1:00.167	43.625	1:43.792	75.61	0.663	17:00:02.542
5 -	<b>59.901</b>	<b>43.228</b>	<b>1:43.129 (1)</b>	<b>76.09</b>		<b>17:01:45.671</b>
6 -	1:00.229	44.206	1:44.435	75.14	1.306	17:03:30.106

P15 25		Harrison DAY		Yamaha R6 -		
IDEAL LAP TIME : 1:43.711		BEST LAP TIME : 1:43.890		DIFFERENCE : 0.179		
LAP	SECTOR 1	SECTOR 2	LAP TIME	MPH	DIFF	TIME OF DAY
1 -		44.485	2:31.530	51.79	47.640	16:54:53.282
2 -	1:00.704	44.694	1:45.398 (3)	74.46	1.508	16:56:38.680
3 -	1:00.772	44.820	1:45.592	74.32	1.702	16:58:24.272
4 -	1:02.213	44.776	1:46.989	73.35	3.099	17:00:11.261
5 -	1:00.165	<b>43.725</b>	<b>1:43.890 (1)</b>	<b>75.54</b>		<b>17:01:55.151</b>
6 -	<b>59.986</b>	44.262	1:44.248 (2)	75.28	0.358	17:03:39.399

P16 43		Colin WALKEY		Kawasaki ZX6R G2 - ELP Racing		
IDEAL LAP TIME : 1:45.428		BEST LAP TIME : 1:45.556		DIFFERENCE : 0.128		
LAP	SECTOR 1	SECTOR 2	LAP TIME	MPH	DIFF	TIME OF DAY
1 -		44.420	2:30.280	52.22	44.724	16:54:52.032
2 -	1:01.178	44.500	1:45.678 (3)	74.26	0.122	16:56:37.710
3 -	1:01.379	44.673	1:46.052	74.00	0.496	16:58:23.762
4 -	1:02.479	44.911	1:47.390	73.08	1.834	17:00:11.152
5 -	1:01.230	<b>44.348</b>	1:45.578 (2)	74.33	0.022	17:01:56.730
6 -	<b>1:01.080</b>	44.476	<b>1:45.556 (1)</b>	<b>74.34</b>		<b>17:03:42.286</b>

P17 71		Colin CLUNE		Suzuki SV650 -		
IDEAL LAP TIME : 1:46.073		BEST LAP TIME : 1:46.367		DIFFERENCE : 0.294		
LAP	SECTOR 1	SECTOR 2	LAP TIME	MPH	DIFF	TIME OF DAY
1 -		44.932	2:32.923	51.32	46.556	16:54:54.675
2 -	<b>1:01.332</b>	45.035	<b>1:46.367 (1)</b>	<b>73.78</b>		<b>16:56:41.042</b>
3 -	1:01.641	45.205	1:46.846	73.45	0.479	16:58:27.888
4 -	1:01.721	<b>44.741</b>	1:46.462 (2)	73.71	0.095	17:00:14.350
5 -	1:01.614	45.151	1:46.765	73.50	0.398	17:02:01.115
6 -	1:01.767	44.891	1:46.658 (3)	73.58	0.291	17:03:47.773

P18 139		Rob MARLEY		Honda CBR600F3 - PearTree Racing		
IDEAL LAP TIME : 1:47.038		BEST LAP TIME : 1:47.219		DIFFERENCE : 0.181		
LAP	SECTOR 1	SECTOR 2	LAP TIME	MPH	DIFF	TIME OF DAY
1 -		45.787	2:34.266	50.87	47.047	16:54:56.018
2 -	1:03.021	45.234	1:48.255 (3)	72.49	1.036	16:56:44.273
3 -	1:03.381	<b>44.955</b>	1:48.336	72.44	1.117	16:58:32.609
4 -	1:02.943	45.786	1:48.729	72.18	1.510	17:00:21.338
5 -	1:02.279	45.473	1:47.752 (2)	72.83	0.533	17:02:09.090
6 -	<b>1:02.083</b>	45.136	<b>1:47.219 (1)</b>	<b>73.19</b>		<b>17:03:56.309</b>

# BMCRC - MRO Championships 2022 - Rnd 5 @ Cadwell Park

## BMCRC Thunderbike Sport & Extreme

### RACE 16 - SECTOR ANALYSIS



SECTOR 1 = FL to I1, SECTOR 2 = I1 to FL, DIFF = Difference To Personal Best Lap, P = Crossed Finish Line in Pit Lane, D = Time Disallowed

P19 34 R		Sean COOKNEY		Yamaha R6 - S34N Racing		
IDEAL LAP TIME : 1:49.458		BEST LAP TIME : 1:49.458		DIFFERENCE : 0.000		
LAP	SECTOR 1	SECTOR 2	LAP TIME	MPH	DIFF	TIME OF DAY
1 -		46.342	2:36.674	50.09	47.216	16:54:58.426
2 -	1:03.939	45.621	1:49.560 (2)	71.63	0.102	16:56:47.986
3 -	<b>1:03.843</b>	<b>45.615</b>	<b>1:49.458 (1)</b>	<b>71.69</b>		<b>16:58:37.444</b>
4 -	1:04.918	46.972	1:51.890 (3)	70.14	2.432	17:00:29.334
5 -	1:05.726	47.142	1:52.868	69.53	3.410	17:02:22.202
6 -	1:06.415	47.472	1:53.887	68.91	4.429	17:04:16.089

P20 49		Oli CHAYTOR		Yamaha R6 - PearTree Racing		
IDEAL LAP TIME : 1:51.625		BEST LAP TIME : 1:51.713		DIFFERENCE : 0.088		
LAP	SECTOR 1	SECTOR 2	LAP TIME	MPH	DIFF	TIME OF DAY
1 -		48.606	2:39.446	49.22	47.733	16:55:01.198
2 -	1:04.625	47.694	1:52.319 (3)	69.87	0.606	16:56:53.517
3 -	1:04.140	<b>47.573</b>	<b>1:51.713 (1)</b>	<b>70.25</b>		<b>16:58:45.230</b>
4 -	1:04.671	48.022	1:52.693	69.64	0.980	17:00:37.923
5 -	1:04.705	47.683	1:52.388	69.83	0.675	17:02:30.311
6 -	<b>1:04.052</b>	47.680	1:51.732 (2)	70.24	0.019	17:04:22.043

P21 138		Craig JARMIN		Suzuki SV650 - SK PreP		
IDEAL LAP TIME : 1:51.061		BEST LAP TIME : 1:51.061		DIFFERENCE : 0.000		
LAP	SECTOR 1	SECTOR 2	LAP TIME	MPH	DIFF	TIME OF DAY
1 -		47.922	2:38.805	49.41	47.744	16:55:00.557
2 -	1:06.039	47.757	1:53.796	68.96	2.735	16:56:54.353
3 -	1:05.015	47.047	1:52.062 (2)	70.03	1.001	16:58:46.415
4 -	1:04.687	47.595	1:52.282 (3)	69.89	1.221	17:00:38.697
5 -	1:04.709	47.795	1:52.504	69.75	1.443	17:02:31.201
6 -	<b>1:04.039</b>	<b>47.022</b>	<b>1:51.061 (1)</b>	<b>70.66</b>		<b>17:04:22.262</b>

P22 63		Robert BUSH		Suzuki GSXR 600 - Legacy Racing		
IDEAL LAP TIME : 2:02.808		BEST LAP TIME : 2:02.808		DIFFERENCE : 0.000		
LAP	SECTOR 1	SECTOR 2	LAP TIME	MPH	DIFF	TIME OF DAY
1 -		52.119	2:50.905	45.92	48.097	16:55:12.657
2 -	1:11.769	51.613	2:03.382 (3)	63.60	0.574	16:57:16.039
3 -	1:11.677	51.542	2:03.219 (2)	63.69	0.411	16:59:19.258
4 -	<b>1:11.621</b>	<b>51.187</b>	<b>2:02.808 (1)</b>	<b>63.90</b>		<b>17:01:22.066</b>
5 -	1:13.821	53.229	2:07.050	61.77	4.242	17:03:29.116

# BMCRC - MRO Championships 2022 - Rnd 5 @ Cadwell Park

## BMCRC Thunderbike Sport & Extreme

### RACE 16 - BEST SECTORS

SECTOR 1			SECTOR 2			IDEAL / BEST COMPARISON						
POS	NO	NAME	TIME	NO	NAME	TIME	POS	NO	NAME	IDEAL	BEST	DIFF
									<b>PERFECT LAP</b>	<b>1:39.899</b>		
1	240	SCANLON	<b>58.113</b>	240	SCANLON	<b>41.786</b>	1	240	SCANLON	1:39.899	1:40.518	<b>0.619</b>
2	77	MAY	<b>58.140</b>	77	MAY	<b>42.494</b>	2	77	MAY	1:40.634	1:40.636	<b>0.002</b>
3	72	LAWSON	<b>58.162</b>	48	WALLIS	<b>42.888</b>	3	81	MAY	1:41.499	1:41.735	<b>0.236</b>
4	81	MAY	<b>58.464</b>	81	MAY	<b>43.035</b>	4	28	SPENCER	1:41.543	1:41.543	<b>0.000</b>
5	28	SPENCER	<b>58.505</b>	28	SPENCER	<b>43.038</b>	5	72	LAWSON	1:41.611	1:41.699	<b>0.088</b>
6	292	CALDWELL	<b>58.551</b>	292	CALDWELL	<b>43.201</b>	6	292	CALDWELL	1:41.752	1:41.752	<b>0.000</b>
7	84	BRANCO	<b>59.138</b>	624	FEDRICK	<b>43.228</b>	7	48	WALLIS	1:42.193	1:43.302	<b>1.109</b>
8	129	CRIPPS	<b>59.159</b>	168	ASHBY	<b>43.251</b>	8	84	BRANCO	1:42.482	1:42.598	<b>0.116</b>
9	51	HOGARTH	<b>59.250</b>	14	KILLWORTH	<b>43.309</b>	9	51	HOGARTH	1:42.767	1:42.901	<b>0.134</b>
10	48	WALLIS	<b>59.305</b>	84	BRANCO	<b>43.344</b>	10	129	CRIPPS	1:42.794	1:42.794	<b>0.000</b>
11	14	KILLWORTH	<b>59.621</b>	72	LAWSON	<b>43.449</b>	11	14	KILLWORTH	1:42.930	1:43.138	<b>0.208</b>
12	624	FEDRICK	<b>59.901</b>	51	HOGARTH	<b>43.517</b>	12	624	FEDRICK	1:43.129	1:43.129	<b>0.000</b>
13	25	DAY	<b>59.986</b>	129	CRIPPS	<b>43.635</b>	13	168	ASHBY	1:43.330	1:43.455	<b>0.125</b>
14	168	ASHBY	<b>1:00.079</b>	25	DAY	<b>43.725</b>	14	25	DAY	1:43.711	1:43.890	<b>0.179</b>
15	43	WALKEY	<b>1:01.080</b>	43	WALKEY	<b>44.348</b>	15	43	WALKEY	1:45.428	1:45.556	<b>0.128</b>
16	71	CLUNE	<b>1:01.332</b>	71	CLUNE	<b>44.741</b>	16	71	CLUNE	1:46.073	1:46.367	<b>0.294</b>
17	6	FIRTH	<b>1:01.645</b>	139	MARLEY	<b>44.955</b>	17	139	MARLEY	1:47.038	1:47.219	<b>0.181</b>
18	139	MARLEY	<b>1:02.083</b>	6	FIRTH	<b>45.551</b>	18	6	FIRTH	1:47.196	1:47.262	<b>0.066</b>
19	34	COOKNEY	<b>1:03.843</b>	34	COOKNEY	<b>45.615</b>	19	34	COOKNEY	1:49.458	1:49.458	<b>0.000</b>
20	138	JARMIN	<b>1:04.039</b>	138	JARMIN	<b>47.022</b>	20	138	JARMIN	1:51.061	1:51.061	<b>0.000</b>
21	49	CHAYTOR	<b>1:04.052</b>	49	CHAYTOR	<b>47.573</b>	21	49	CHAYTOR	1:51.625	1:51.713	<b>0.088</b>
22	63	BUSH	<b>1:11.621</b>	63	BUSH	<b>51.187</b>	22	63	BUSH	2:02.808	2:02.808	<b>0.000</b>



# BMCRC - MRO Championships 2022 - Rnd 5 @ Cadwell Park

## BMCRC Thunderbike Sport & Extreme

### RACE 16 - STATISTICS

<b>Competitors Started</b>	22
<b>Planned Start</b>	2022-06-26 @ 16:00:00.000
<b>Actual Start</b>	2022-06-26 @ 16:52:21.751
<b>Finish Time</b>	2022-06-26 @ 17:02:34.178
<b>Track Length</b>	2.1800mi.
<b>Total Laps</b>	131
<b>Total Distance Covered</b>	285.5824mi.

#### Session Fastest Lap History

NO	CL	NAME	LAP TIME	TIME OF DAY	LAP	VEHICLE
77	E	David MAY	<b>1:41.226</b>	16:55:49.875	2	Suzuki GSXR 750 K1
77	E	David MAY	<b>1:41.118</b>	16:59:12.351	4	Suzuki GSXR 750 K1
240	E	Andy SCANLON	<b>1:41.111</b>	16:59:12.687	4	Ducati 996
77	E	David MAY	<b>1:40.636</b>	17:02:34.193	6	Suzuki GSXR 750 K1
240	E	Andy SCANLON	<b>1:40.518</b>	17:02:34.381	6	Ducati 996

#### Session Leader History

NO	CL	NAME	FROM LAP	LAPS LED	DISTANCE	VEHICLE
77	E	David MAY	1	6	13.08 miles	Suzuki GSXR 750 K1

#### Flag History

TYPE	TIME OF DAY
GREEN	16:52:21.751
FINISH	17:02:34.178

#### Flag Statistics

TYPE	COUNT	TOTAL LAPS	TOTAL TIME
Green	1	6	12:08.130
Red	0	0	0.000
Safety Car	0	0	0.000
FCY	0	0	0.000

# BMCRC - MRO Championships 2022 - Rnd 5 @ Cadwell Park

## BMCRC Thunderbike Sport & Extreme

### RACE 16 - STATISTICS

CLASS : E

8 Starters

#### Fastest Lap History

NO	NAME	LAP TIME	TIME OF DAY	LAP	VEHICLE
77	David MAY	<b>1:41.226</b>	16:55:49.875	2	Suzuki GSXR 750 K1
77	David MAY	<b>1:41.118</b>	16:59:12.351	4	Suzuki GSXR 750 K1
240	Andy SCANLON	<b>1:41.111</b>	16:59:12.687	4	Ducati 996
77	David MAY	<b>1:40.636</b>	17:02:34.193	6	Suzuki GSXR 750 K1
240	Andy SCANLON	<b>1:40.518</b>	17:02:34.381	6	Ducati 996

#### Leader History

NO	NAME	FROM LAP	LAPS LED	DISTANCE	VEHICLE
77	David MAY	1	6	13.08 miles	Suzuki GSXR 750 K1

# BMCRC - MRO Championships 2022 - Rnd 5 @ Cadwell Park

## BMCRC Thunderbike Sport & Extreme

### RACE 16 - STATISTICS

CLASS :

11 Starters

#### Fastest Lap History

NO	NAME	LAP TIME	TIME OF DAY	LAP	VEHICLE
84	Ricardo BRANCO	1:42.665	16:56:30.668	2	Yamaha R6
81	Malvern MAY	1:42.428	16:58:16.014	3	Honda CBR600RR
81	Malvern MAY	1:41.735	16:59:57.745	4	Honda CBR600RR

#### Leader History

NO	NAME	FROM LAP	LAPS LED	DISTANCE	VEHICLE
84	Ricardo BRANCO	1	6	13.08 miles	Yamaha R6

# BMCRC - MRO Championships 2022 - Rnd 5 @ Cadwell Park

## BMCRC Thunderbike Sport & Extreme

### RACE 16 - STATISTICS

CLASS : R

3 Starters

#### Fastest Lap History

NO	NAME	LAP TIME	TIME OF DAY	LAP	VEHICLE
292	Tommi CALDWELL	1:42.972	16:56:32.362	2	Yamaha YZF-R6
72	Luke LAWSON	1:42.782	16:56:32.914	2	Yamaha R6
292	Tommi CALDWELL	1:41.752	16:58:14.114	3	Yamaha YZF-R6
72	Luke LAWSON	1:41.699	16:59:57.330	4	Yamaha R6

#### Leader History

NO	NAME	FROM LAP	LAPS LED	DISTANCE	VEHICLE
292	Tommi CALDWELL	1	6	13.08 miles	Yamaha YZF-R6



# BMCRC THUNDERBIKE ULTRA

## Supported by TBR Performance



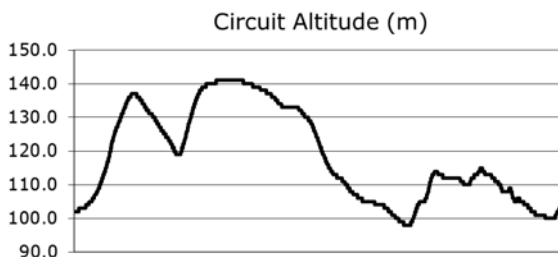
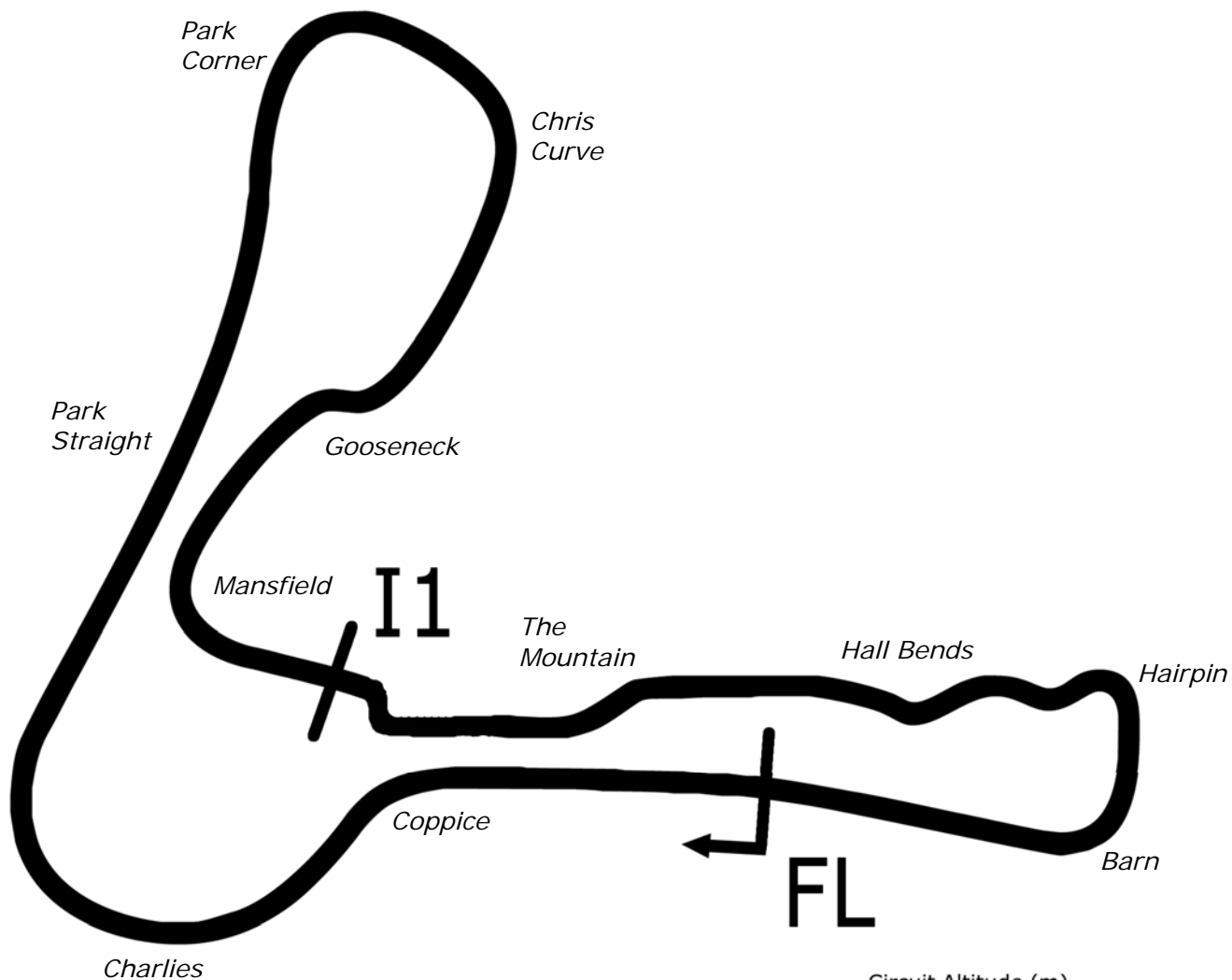
BMCRC-MRO Championships - Round 5  
Cadwell Park  
25<sup>th</sup> / 26<sup>th</sup> June 2022



Timing & Results Provided by Timing Solutions Ltd

[www.tsl-timing.com](http://www.tsl-timing.com)

# Cadwell Park



Length	2.1800 miles	3508.4 m	
FL		53.31024 N	0.05940 W
I1	2330m	53.30708 N	0.06270 W
Pit Entry	3472m	53.31103 N	0.05889 W
Pit Exit	0m after FL	53.31030 N	0.05940 W
Pit Entry-Pit Exit 92m, 6.6s @50kph, 5.5s @60kph			

All results available at [www.tsl-timing.com](http://www.tsl-timing.com)

# BMCRC - MRO Championships 2022 - Rnd 5 @ Cadwell Park



## Thunderbike Ultra

### QUALIFYING - CLASSIFICATION - AMENDED

POS	NO	NAME	ENTRY	TIME	ON	LAPS	GAP	DIFF	MPH
1	275	Mark WILBY	Suzuki GSXR1000 - Jacobs Cream Crackers	1:36.660	3	8			81.19
2	165	Richard BUTT	Suzuki GSXR1000 - Michelle Harvey	1:38.924	8	8	2.264	2.264	79.33
3	47	Daryl DANCE	Yamaha YZF R1 - 2 brothers scaffolding	1:39.088	6	6	2.428	0.164	79.20
4	449	Luke WALLINGTON	Yamaha R1 4C8 - BW Bespoke Developments Ltd	1:39.250	7	8	2.590	0.162	79.07
5	5	Stacey KILLWORTH	Suzuki GSXR 1000 - Greenplant/Everns	1:39.388	3	6	2.728	0.138	78.96
6	334	Anthony BRANDISH	Suzuki GSXR 1000 - BW bespoke developments ltd	1:39.547	2	8	2.887	0.159	78.83
7	7	Seb JENKINS	Suzuki GSX-R 1000 - Long hours and hard graft	1:39.721	5	5	3.061	0.174	78.70
8	63	Matthew WREN	Suzuki GSXR - TBR performance	1:40.431	5	5	3.771	0.710	78.14
9	102	James FEARN	Suzuki GSXR1000 - Jwf tiling, palmer race skool, the f	1:40.578	5	7	3.918	0.147	78.02
10	20	Connor SWYER	Suzuki GSXR 1000 K6 - WSC Performace & lleithyr far	1:41.088	4	7	4.428	0.510	77.63
11	17	Jordan KILLWORTH	Kawasaki ZX-10R - BK Racing / Rabbit	1:41.296	4	5	4.636	0.208	77.47
12	19	Tyler DONOVAN	Kawasaki ZX10R -	1:41.979	5	6	5.319	0.683	76.95
13	999	Jack DWYER	Suzuki 1000 GSXR -	1:44.331	3	7	7.671	2.352	75.22
14	4	Hayden KILLWORTH	Kawasaki ZX10R - Stacey Killworth & Alex Killworth	1:44.846	2	5	8.186	0.515	74.85
15	910	Michael JARVIS	Suzuki GSXR 1000 -	1:45.044	4	7	8.384	0.198	74.71
16	84	Ricardo BRANCO	Yamaha R1 - IMP Racing	1:47.188	4	7	10.528	2.144	73.21
17	103	Craig GOFFORD	Yamaha R1 4XV - Guardian warm roofs, Meala Racing	1:50.301	5	7	13.641	3.113	71.15
18	21	Danny BRENNAN	Suzuki GSXR 1000 -	1:54.097	3	4	17.437	3.796	68.78
19	888	Paul FAGG	Yamaha R1 4C8 -	1:54.207	5	5	17.547	0.110	68.71

Bike #63 - lap time reinstated.

Weather / Track : Sunny / Dry

Cadwell Park: 2.1800 miles

These results are provisional until the conclusion of any judicial and technical matters.

Date: 25/06/2022 Start: 09:50 Finish: 10:03

Clerk Of Course :	Stewards :	Timekeeper : Sarah Evans
-------------------	------------	--------------------------

Results can be found at [www.tsl-timing.com](http://www.tsl-timing.com)

Printed - 11:51 Saturday, 25 June 2022



# BMCRC - MRO Championships 2022 - Rnd 5 @ Cadwell Park

## Thunderbike Ultra

### QUALIFYING - SECTOR ANALYSIS



SECTOR 1 = FL to I1, SECTOR 2 = I1 to FL, DIFF = Difference To Personal Best Lap, P = Crossed Finish Line in Pit Lane, D = Time Disallowed

P1 275 U		Mark WILBY		Suzuki GSXR1000 - Jacobs Cream Crackers			
IDEAL LAP TIME : 1:36.399		BEST LAP TIME : 1:36.660		DIFFERENCE : 0.261			
LAP	SECTOR 1	SECTOR 2	LAP TIME	MPH	DIFF	TIME OF DAY	
1 -	1:00.762	43.895	1:44.657	74.98	7.997	09:52:53.522	
2 -	57.161	41.018	1:38.179	79.93	1.519	09:54:31.701	
3 -	56.107	<b>40.553</b>	<b>1:36.660 (1)</b>	<b>81.19</b>		<b>09:56:08.361</b>	
4 -	55.997	41.037	1:37.034 (3)	80.87	0.374	09:57:45.395	
5 -	56.245	41.035	1:37.280	80.67	0.620	09:59:22.675	
6 -	56.190	41.238	1:37.428	80.55	0.768	10:01:00.103	
7 -	<b>55.846</b>	41.622	1:37.468	80.51	0.808	10:02:37.571	
8 -	56.059	40.629	1:36.688 (2)	81.16	0.028	10:04:14.259	

P2 165 U		Richard BUTT		Suzuki GSXR1000 - Michelle Harvey			
IDEAL LAP TIME : 1:38.924		BEST LAP TIME : 1:38.924		DIFFERENCE : 0.000			
LAP	SECTOR 1	SECTOR 2	LAP TIME	MPH	DIFF	TIME OF DAY	
1 -	1:02.528	44.500	1:47.028	73.32	8.104	09:52:53.627	
2 -	59.535	43.504	1:43.039	76.16	4.115	09:54:36.666	
3 -	58.940	43.033	1:41.973	76.96	3.049	09:56:18.639	
4 -	57.848	42.360	1:40.208	78.31	1.284	09:57:58.847	
5 -	57.427	42.751	1:40.178 (3)	78.34	1.254	09:59:39.025	
6 -	57.700	42.955	1:40.655	77.96	1.731	10:01:19.680	
7 -	57.974	42.120	1:40.094 (2)	78.40	1.170	10:02:59.774	
8 -	<b>56.847</b>	<b>42.077</b>	<b>1:38.924 (1)</b>	<b>79.33</b>		<b>10:04:38.698</b>	

P3 47 U		Daryl DANCE		Yamaha YZF R1 - 2 brothers scaffolding			
IDEAL LAP TIME : 1:39.088		BEST LAP TIME : 1:39.088		DIFFERENCE : 0.000			
LAP	SECTOR 1	SECTOR 2	LAP TIME	MPH	DIFF	TIME OF DAY	
1 -	1:00.502	42.463	1:42.965	76.22	3.877	09:53:10.032	
2 -	58.513	41.659	1:40.172	78.34	1.084	09:54:50.204	
3 -	57.978	41.927	1:39.905 (2)	78.55	0.817	09:56:30.109	
4 -	58.133	41.846	1:39.979 (3)	78.49	0.891	09:58:10.088	
5 -	57.994	42.292	1:40.286	78.25	1.198	09:59:50.374	
6 -	<b>57.924</b>	<b>41.164</b>	<b>1:39.088 (1)</b>	<b>79.20</b>		<b>10:01:29.462</b>	

P4 449 U		Luke WALLINGTON		Yamaha R1 4C8 - BW Bespoke Developments Ltd			
IDEAL LAP TIME : 1:39.250		BEST LAP TIME : 1:39.250		DIFFERENCE : 0.000			
LAP	SECTOR 1	SECTOR 2	LAP TIME	MPH	DIFF	TIME OF DAY	
1 -	1:01.856	43.980	1:45.836	74.15	6.586	09:52:56.485	
2 -	59.259	42.744	1:42.003	76.93	2.753	09:54:38.488	
3 -	58.718	43.152	1:41.870	77.04	2.620	09:56:20.358	
4 -	58.402	42.708	1:41.110	77.61	1.860	09:58:01.468	
5 -	58.228	42.526	1:40.754	77.89	1.504	09:59:42.222	
6 -	57.624	42.084	1:39.708 (2)	78.71	0.458	10:01:21.930	
7 -	<b>57.412</b>	<b>41.838</b>	<b>1:39.250 (1)</b>	<b>79.07</b>		<b>10:03:01.180</b>	
8 -	57.820	42.027	1:39.847 (3)	78.60	0.597	10:04:41.027	

P5 5 U		Stacey KILLWORTH		Suzuki GSXR 1000 - Greenplant/Everns			
IDEAL LAP TIME : 1:39.383		BEST LAP TIME : 1:39.388		DIFFERENCE : 0.005			
LAP	SECTOR 1	SECTOR 2	LAP TIME	MPH	DIFF	TIME OF DAY	
1 -	1:01.098	42.627	1:43.725	75.66	4.337	09:52:51.816	
2 -	57.651	42.248	1:39.899	78.56	0.511	09:54:31.715	
3 -	57.262	<b>42.126</b>	<b>1:39.388 (1)</b>	<b>78.96</b>		<b>09:56:11.103</b>	
4 -	57.452	42.428	1:39.880 (3)	78.57	0.492	09:57:50.983	
5 -	57.756	42.728	1:40.484	78.10	1.096	09:59:31.467	
6 -	<b>57.257</b>	42.264	1:39.521 (2)	78.85	0.133	10:01:10.988	



# BMCRC - MRO Championships 2022 - Rnd 5 @ Cadwell Park

## Thunderbike Ultra

### QUALIFYING - SECTOR ANALYSIS



SECTOR 1 = FL to I1, SECTOR 2 = I1 to FL, DIFF = Difference To Personal Best Lap, P = Crossed Finish Line in Pit Lane, D = Time Disallowed

P6		334 U		Anthony BRANDISH		Suzuki GSXR 1000 - BW bespoke developments ltd	
IDEAL LAP TIME : 1:39.418		BEST LAP TIME : 1:39.547		DIFFERENCE : 0.129			
LAP	SECTOR 1	SECTOR 2	LAP TIME	MPH	DIFF	TIME OF DAY	
1 -	1:01.321	44.691	1:46.012	74.02	6.465	09:52:57.416	
2 -	58.035	<b>41.512</b>	<b>1:39.547 (1)</b>	<b>78.83</b>		<b>09:54:36.963</b>	
3 -	58.035	42.400	1:40.435	78.14	0.888	09:56:17.398	
4 -	58.103	42.168	1:40.271 (3)	78.26	0.724	09:57:57.669	
5 -	<b>57.906</b>	42.364	1:40.270 (2)	78.26	0.723	09:59:37.939	
6 -	58.504	42.800	1:41.304	77.47	1.757	10:01:19.243	
7 -	58.459	43.115	1:41.574	77.26	2.027	10:03:00.817	
8 -	58.471	42.332	1:40.803	77.85	1.256	10:04:41.620	

P7		7 U		Seb JENKINS		Suzuki GSX-R 1000 - Long hours and hard graft	
IDEAL LAP TIME : 1:39.721		BEST LAP TIME : 1:39.721		DIFFERENCE : 0.000			
LAP	SECTOR 1	SECTOR 2	LAP TIME	MPH	DIFF	TIME OF DAY	
1 -	1:05.330	46.341	1:51.671	70.27	11.950	09:53:16.685	
2 -	58.109	44.000	1:42.109	76.85	2.388	09:54:58.794	
3 -	57.766	42.913	1:40.679 (2)	77.95	0.958	09:56:39.473	
4 -	58.132	42.697	1:40.829 (3)	77.83	1.108	09:58:20.302	
5 -	<b>57.504</b>	<b>42.217</b>	<b>1:39.721 (1)</b>	<b>78.70</b>		<b>10:00:00.023</b>	

P8		102 U		James FEARN		Suzuki GSXR1000 - Jwf tiling, palmer race skool, the factory	
IDEAL LAP TIME : 1:39.854		BEST LAP TIME : 1:40.578		DIFFERENCE : 0.724			
LAP	SECTOR 1	SECTOR 2	LAP TIME	MPH	DIFF	TIME OF DAY	
1 -	1:04.447	44.276	1:48.723	72.18	8.145	09:52:59.656	
2 -	1:00.425	44.288	1:44.713	74.94	4.135	09:54:44.369	
3 -	59.970	43.907	1:43.877	75.55	3.299	09:56:28.246	
4 -	59.561	<b>42.016</b>	1:41.577 (3)	77.26	0.999	09:58:09.823	
5 -	<b>57.838</b>	42.740	<b>1:40.578 (1)</b>	<b>78.02</b>		<b>09:59:50.401</b>	
6 -	59.996	43.275	1:43.271	75.99	2.693	10:01:33.672	
7 -	58.668	42.281	1:40.949 (2)	77.74	0.371	10:03:14.621	

P9		20 U		Connor SWYER		Suzuki GSXR 1000 K6 - WSC Performace & lleithyr farm	
IDEAL LAP TIME : 1:40.863		BEST LAP TIME : 1:41.088		DIFFERENCE : 0.225			
LAP	SECTOR 1	SECTOR 2	LAP TIME	MPH	DIFF	TIME OF DAY	
1 -	1:04.374	45.261	1:49.635	71.58	8.547	09:53:01.146	
2 -	59.535	43.835	1:43.370	75.92	2.282	09:54:44.516	
3 -	58.785	<b>42.697</b>	1:41.482 (3)	77.33	0.394	09:56:25.998	
4 -	<b>58.166</b>	42.922	<b>1:41.088 (1)</b>	<b>77.63</b>		<b>09:58:07.086</b>	
5 -	59.671	44.408	1:44.079	75.40	2.991	09:59:51.165	
6 -	59.946	43.172	1:43.118	76.10	2.030	10:01:34.283	
7 -	58.645	42.801	1:41.446 (2)	77.36	0.358	10:03:15.729	

P10		17 U		Jordan KILLWORTH		Kawasaki ZX-10R - BK Racing / Rabbit	
IDEAL LAP TIME : 1:41.296		BEST LAP TIME : 1:41.296		DIFFERENCE : 0.000			
LAP	SECTOR 1	SECTOR 2	LAP TIME	MPH	DIFF	TIME OF DAY	
1 -	1:06.115	45.308	1:51.423	70.43	10.127	09:53:00.494	
2 -	59.089	44.171	1:43.260	76.00	1.964	09:54:43.754	
3 -	59.219	43.517	1:42.736 (3)	76.39	1.440	09:56:26.490	
4 -	<b>58.246</b>	<b>43.050</b>	<b>1:41.296 (1)</b>	<b>77.47</b>		<b>09:58:07.786</b>	
5 -	58.700	43.222	1:41.922 (2)	77.00	0.626	09:59:49.708	

# BMCRC - MRO Championships 2022 - Rnd 5 @ Cadwell Park

## Thunderbike Ultra

### QUALIFYING - SECTOR ANALYSIS



SECTOR 1 = FL to I1, SECTOR 2 = I1 to FL, DIFF = Difference To Personal Best Lap, P = Crossed Finish Line in Pit Lane, D = Time Disallowed

P11 19 U		Tyler DONOVAN		Kawasaki ZX10R -			
IDEAL LAP TIME : 1:41.741		BEST LAP TIME : 1:41.979		DIFFERENCE : 0.238			
LAP	SECTOR 1	SECTOR 2	LAP TIME	MPH	DIFF	TIME OF DAY	
1 -	1:05.425	46.939	1:52.364	69.84	10.385	09:53:16.734	
2 -	1:00.916	44.921	1:45.837	74.15	3.858	09:55:02.571	
3 -	59.957	44.316	1:44.273	75.26	2.294	09:56:46.844	
4 -	59.072	44.044	1:43.116 (3)	76.10	1.137	09:58:29.960	
5 -	<b>58.096</b>	43.883	<b>1:41.979 (1)</b>	<b>76.95</b>		<b>10:00:11.939</b>	
6 -	59.107	<b>43.645</b>	1:42.752 (2)	76.37	0.773	10:01:54.691	

P12 63 U		Matthew WREN		Suzuki GSXR - TBR performance			
IDEAL LAP TIME : 1:40.431		BEST LAP TIME : 1:42.034		DIFFERENCE : 1.603			
LAP	SECTOR 1	SECTOR 2	LAP TIME	MPH	DIFF	TIME OF DAY	
1 -	1:02.544	44.532	1:47.076	73.29	5.042	09:52:58.227	
2 -	1:00.684	43.360	1:44.044 (3)	75.43	2.010	09:54:42.271	
3 -	59.609	42.694	1:42.303 (2)	76.71	0.269	09:56:24.574	
4 -	58.764	43.270	<b>1:42.034 (1)</b>	<b>76.91</b>		<b>09:58:06.608</b>	
5 -	<b>58.365</b>	<b>42.066</b>	1:40.431 D	78.14		09:59:47.039	

P13 999 U		Jack DWYER		Suzuki 1000 GSXR -			
IDEAL LAP TIME : 1:44.331		BEST LAP TIME : 1:44.331		DIFFERENCE : 0.000			
LAP	SECTOR 1	SECTOR 2	LAP TIME	MPH	DIFF	TIME OF DAY	
1 -	1:04.208	45.196	1:49.404	71.73	5.073	09:52:57.480	
2 -	1:01.394	44.435	1:45.829	74.15	1.498	09:54:43.309	
3 -	<b>1:00.725</b>	<b>43.606</b>	<b>1:44.331 (1)</b>	<b>75.22</b>		<b>09:56:27.640</b>	
4 -	1:01.398	44.370	1:45.768	74.20	1.437	09:58:13.408	
5 -	1:01.235	43.726	1:44.961 (2)	74.77	0.630	09:59:58.369	
6 -	1:02.963	44.629	1:47.592	72.94	3.261	10:01:45.961	
7 -	1:01.380	43.854	1:45.234 (3)	74.57	0.903	10:03:31.195	

P14 4 U		Hayden KILLWORTH		Kawasaki ZX10R - Stacey Killworth & Alex Killworth			
IDEAL LAP TIME : 1:44.677		BEST LAP TIME : 1:44.846		DIFFERENCE : 0.169			
LAP	SECTOR 1	SECTOR 2	LAP TIME	MPH	DIFF	TIME OF DAY	
1 -	1:05.777	45.986	1:51.763	70.22	6.917	09:53:02.198	
2 -	1:00.564	<b>44.282</b>	<b>1:44.846 (1)</b>	<b>74.85</b>		<b>09:54:47.044</b>	
3 -	1:01.046	44.814	1:45.860 (3)	74.13	1.014	09:56:32.904	
4 -	<b>1:00.395</b>	44.460	1:44.855 (2)	74.84	0.009	09:58:17.759	
5 -	1:02.158	45.682	1:47.840	72.77	2.994	10:00:05.599	

P15 910 U		Michael JARVIS		Suzuki GSXR 1000 -			
IDEAL LAP TIME : 1:44.774		BEST LAP TIME : 1:45.044		DIFFERENCE : 0.270			
LAP	SECTOR 1	SECTOR 2	LAP TIME	MPH	DIFF	TIME OF DAY	
1 -	1:08.115	47.439	1:55.554	67.91	10.510	09:53:11.077	
2 -	1:03.465	46.626	1:50.091	71.28	5.047	09:55:01.168	
3 -	1:03.102	44.928	1:48.030	72.64	2.986	09:56:49.198	
4 -	<b>1:00.652</b>	44.392	<b>1:45.044 (1)</b>	<b>74.71</b>		<b>09:58:34.242</b>	
5 -	1:00.861	44.545	1:45.406 (2)	74.45	0.362	10:00:19.648	
6 -	1:00.709	45.792	1:46.501	73.69	1.457	10:02:06.149	
7 -	1:01.459	<b>44.122</b>	1:45.581 (3)	74.33	0.537	10:03:51.730	

# BMCRC - MRO Championships 2022 - Rnd 5 @ Cadwell Park

## Thunderbike Ultra

### QUALIFYING - SECTOR ANALYSIS



SECTOR 1 = FL to I1, SECTOR 2 = I1 to FL, DIFF = Difference To Personal Best Lap, P = Crossed Finish Line in Pit Lane, D = Time Disallowed

P16 84 U		Ricardo BRANCO		Yamaha R1 - IMP Racing			
IDEAL LAP TIME : 1:47.091		BEST LAP TIME : 1:47.188		DIFFERENCE : 0.097			
LAP	SECTOR 1	SECTOR 2	LAP TIME	MPH	DIFF	TIME OF DAY	
1 -	1:07.013	47.071	1:54.084	68.79	6.896	09:53:21.026	
2 -	1:02.497	45.867	1:48.364	72.42	1.176	09:55:09.390	
3 -	1:01.705	45.827	1:47.532 (2)	72.98	0.344	09:56:56.922	
4 -	<b>1:01.333</b>	45.855	<b>1:47.188 (1)</b>	<b>73.21</b>		<b>09:58:44.110</b>	
5 -	1:01.586	46.133	1:47.719 (3)	72.85	0.531	10:00:31.829	
6 -	1:02.742	45.803	1:48.545	72.30	1.357	10:02:20.374	
7 -	1:02.326	<b>45.758</b>	1:48.084	72.61	0.896	10:04:08.458	

P17 103 U		Craig GOFFORD		Yamaha R1 4XV - Guardian warm roofs, Meala Racing Develop			
IDEAL LAP TIME : 1:49.851		BEST LAP TIME : 1:50.301		DIFFERENCE : 0.450			
LAP	SECTOR 1	SECTOR 2	LAP TIME	MPH	DIFF	TIME OF DAY	
1 -	1:08.931	47.298	1:56.229	67.52	5.928	09:53:22.800	
2 -	1:05.092	46.678	1:51.770	70.21	1.469	09:55:14.570	
3 -	1:05.265	46.510	1:51.775	70.21	1.474	09:57:06.345	
4 -	1:04.352	<b>46.093</b>	1:50.445 (2)	71.05	0.144	09:58:56.790	
5 -	<b>1:03.758</b>	46.543	<b>1:50.301 (1)</b>	<b>71.15</b>		<b>10:00:47.091</b>	
6 -	1:04.446	46.746	1:51.192	70.58	0.891	10:02:38.283	
7 -	1:03.910	46.756	1:50.666 (3)	70.91	0.365	10:04:28.949	

P18 21 U		Danny BRENNAN		Suzuki GSXR 1000 -			
IDEAL LAP TIME : 1:53.603		BEST LAP TIME : 1:54.097		DIFFERENCE : 0.494			
LAP	SECTOR 1	SECTOR 2	LAP TIME	MPH	DIFF	TIME OF DAY	
1 -	1:11.590	50.139	2:01.729	64.47	7.632	09:53:25.798	
2 -	1:07.469	48.085	1:55.554 (3)	67.91	1.457	09:55:21.352	
3 -	1:06.249	<b>47.848</b>	<b>1:54.097 (1)</b>	<b>68.78</b>		<b>09:57:15.449</b>	
4 -	1:06.221	48.217	1:54.438 (2)	68.57	0.341	09:59:09.887	

P19 888 U		Paul FAGG		Yamaha R1 4C8 -			
IDEAL LAP TIME : 1:53.305		BEST LAP TIME : 1:54.207		DIFFERENCE : 0.902			
LAP	SECTOR 1	SECTOR 2	LAP TIME	MPH	DIFF	TIME OF DAY	
1 -	1:10.778	48.599	1:59.377	65.74	5.170	09:53:26.161	
2 -	1:07.976	47.903	1:55.879	67.72	1.672	09:55:22.040	
3 -	1:06.693	<b>47.702</b>	1:54.395 (2)	68.60	0.188	09:57:16.435	
4 -	1:06.904	48.034	1:54.938 (3)	68.28	0.731	09:59:11.373	
5 -	1:05.958	48.249	<b>1:54.207 (1)</b>	<b>68.71</b>		<b>10:01:05.580</b>	

# BMCRC - MRO Championships 2022 - Rnd 5 @ Cadwell Park

## Thunderbike Ultra

### QUALIFYING - BEST SECTORS

SECTOR 1			SECTOR 2			IDEAL / BEST COMPARISON						
POS	NO	NAME	TIME	NO	NAME	TIME	POS	NO	NAME	IDEAL	BEST	DIFF
									<b>PERFECT LAP</b>	<b>1:36.399</b>		
1	275	WILBY	<b>55.846</b>	275	WILBY	<b>40.553</b>	1	275	WILBY	1:36.399	1:36.660	<b>0.261</b>
2	165	BUTT	<b>56.847</b>	47	DANCE	<b>41.164</b>	2	165	BUTT	1:38.924	1:38.924	<b>0.000</b>
3	5	KILLWORTH	<b>57.257</b>	334	BRANDISH	<b>41.512</b>	3	47	DANCE	1:39.088	1:39.088	<b>0.000</b>
4	449	WALLINGTON	<b>57.412</b>	449	WALLINGTON	<b>41.838</b>	4	449	WALLINGTON	1:39.250	1:39.250	<b>0.000</b>
5	7	JENKINS	<b>57.504</b>	102	FEARN	<b>42.016</b>	5	5	KILLWORTH	1:39.383	1:39.388	<b>0.005</b>
6	102	FEARN	<b>57.838</b>	63	WREN	<b>42.066</b>	6	334	BRANDISH	1:39.418	1:39.547	<b>0.129</b>
7	334	BRANDISH	<b>57.906</b>	165	BUTT	<b>42.077</b>	7	7	JENKINS	1:39.721	1:39.721	<b>0.000</b>
8	47	DANCE	<b>57.924</b>	5	KILLWORTH	<b>42.126</b>	8	102	FEARN	1:39.854	1:40.578	<b>0.724</b>
9	19	DONOVAN	<b>58.096</b>	7	JENKINS	<b>42.217</b>	9	63	WREN	1:40.431	1:42.034	<b>1.603</b>
10	20	SWYER	<b>58.166</b>	20	SWYER	<b>42.697</b>	10	20	SWYER	1:40.863	1:41.088	<b>0.225</b>
11	17	KILLWORTH	<b>58.246</b>	17	KILLWORTH	<b>43.050</b>	11	17	KILLWORTH	1:41.296	1:41.296	<b>0.000</b>
12	63	WREN	<b>58.365</b>	999	DWYER	<b>43.606</b>	12	19	DONOVAN	1:41.741	1:41.979	<b>0.238</b>
13	4	KILLWORTH	<b>1:00.395</b>	19	DONOVAN	<b>43.645</b>	13	999	DWYER	1:44.331	1:44.331	<b>0.000</b>
14	910	JARVIS	<b>1:00.652</b>	910	JARVIS	<b>44.122</b>	14	4	KILLWORTH	1:44.677	1:44.846	<b>0.169</b>
15	999	DWYER	<b>1:00.725</b>	4	KILLWORTH	<b>44.282</b>	15	910	JARVIS	1:44.774	1:45.044	<b>0.270</b>
16	84	BRANCO	<b>1:01.333</b>	84	BRANCO	<b>45.758</b>	16	84	BRANCO	1:47.091	1:47.188	<b>0.097</b>
17	103	GOFFORD	<b>1:03.758</b>	103	GOFFORD	<b>46.093</b>	17	103	GOFFORD	1:49.851	1:50.301	<b>0.450</b>
18	888	FAGG	<b>1:05.603</b>	888	FAGG	<b>47.702</b>	18	888	FAGG	1:53.305	1:54.207	<b>0.902</b>
19	21	BRENNAN	<b>1:05.755</b>	21	BRENNAN	<b>47.848</b>	19	21	BRENNAN	1:53.603	1:54.097	<b>0.494</b>

# BMCRC - MRO Championships 2022 - Rnd 5 @ Cadwell Park

## Thunderbike Ultra

### QUALIFYING - STATISTICS

<b>Competitors Started</b>	19
<b>Planned Start</b>	2022-06-25 @ 09:51:00.000
<b>Actual Start</b>	2022-06-25 @ 09:50:25.315
<b>Finish Time</b>	2022-06-25 @ 10:03:07.781
<b>Track Length</b>	2.1800mi.
<b>Total Laps</b>	121
<b>Total Distance Covered</b>	263.7822mi.

### Session Fastest Lap History

NO	NAME	LAP TIME	TIME OF DAY	LAP	VEHICLE
5	Stacey KILLWORTH	1:43.725	09:52:51.831	1	Suzuki GSXR 1000
47	Daryl DANCE	1:42.965	09:53:10.066	1	Yamaha YZF R1
275	Mark WILBY	1:38.179	09:54:31.722	2	Suzuki GSXR1000
275	Mark WILBY	1:36.660	09:56:08.374	3	Suzuki GSXR1000

### Flag History

TYPE	TIME OF DAY
GREEN	09:50:25.315
FINISH	10:03:07.781

### Flag Statistics

TYPE	COUNT	TOTAL LAPS	TOTAL TIME
Green	1	8	15:01.593
Red	0	0	0.000
Safety Car	0	0	0.000
FCY	0	0	0.000

# BMCRC - MRO Championships 2022 - Rnd 5 @ Cadwell Park



## Thunderbike Ultra

### RACE 4 - GRID (7 Laps) - AMENDED

ROW 7	19	1:54.207	888 Paul FAGG	20	8 Dave SAUNDERS						
ROW 6			16	1:47.188	84 Ricardo BRANCO	17	1:50.301	103 Craig GOFFORD	18	1:54.097	21 Danny BRENNAN
ROW 5	13	1:44.331	999 Jack DWYER	14	1:44.846	4 Hayden KILLWORTH	15	1:45.044	910 Michael JARVIS		
ROW 4			10	1:41.088	20 Connor SWYER	11	1:41.296	17 Jordan KILLWORTH	12	1:41.979	19 Tyler DONOVAN
ROW 3	7	1:39.721	7 Seb JENKINS	8	1:40.431	63 Matthew WREN	9	1:40.578	102 James FEARN		
ROW 2			4	1:39.250	449 Luke WALLINGTON	5	1:39.388	5 Stacey KILLWORTH	6	1:39.547	334 Anthony BRANDISH
ROW 1	1	1:36.660	275 Mark WILBY	2	1:38.924	165 Richard BUTT	3	1:39.088	47 Daryl DANCE		
			<b>Pole</b>								

Cadwell Park: 2.1800 miles

These results are provisional until the conclusion of any judicial and technical matters.

Clerk Of Course :	Stewards :	Timekeeper : Sarah Evans
-------------------	------------	--------------------------

Results can be found at [www.tsl-timing.com](http://www.tsl-timing.com)

Printed - 11:52 Saturday, 25 June 2022



# BMCRC - MRO Championships 2022 - Rnd 5 @ Cadwell Park



## Thunderbike Ultra

### RACE 4 - CLASSIFICATION

POS	NO	NAME	ENTRY	LAPS	TIME	GAP	DIFF	MPH	BEST	ON
1	275	Mark WILBY	Suzuki GSXR1000 - Jacobs Cream Crackers	7	11:26.987			79.96	1:35.914	2
2	334	Anthony BRANDISH	Suzuki GSXR 1000 - BW bespoke developments ltd	7	11:34.734	7.747	7.747	79.07	1:37.743	7
3	5	Stacey KILLWORTH	Suzuki GSXR 1000 - Greenplant/Everns	7	11:35.337	8.350	0.603	79.00	1:37.592	7
4	7	Seb JENKINS	Suzuki GSX-R 1000 - Long hours and hard graft	7	11:39.970	12.983	4.633	78.48	1:38.212	2
5	63	Matthew WREN	Suzuki GSXR - TBR performance	7	11:48.700	21.713	8.730	77.51	1:39.064	3
6	165	Richard BUTT	Suzuki GSXR1000 - Michelle Harvey	7	11:49.285	22.298	0.585	77.45	1:39.838	7
7	20	Connor SWYER	Suzuki GSXR 1000 K6 - WSC Performace & lleithyr	7	11:51.975	24.988	2.690	77.16	1:39.762	2
8	102	James FEARN	Suzuki GSXR1000 - Jwf tiling, palmer race skool, tf	7	11:52.111	25.124	0.136	77.14	1:38.728	6
9	19	Tyler DONOVAN	Kawasaki ZX10R -	7	11:52.885	25.898	0.774	77.06	1:39.835	2
10	17	Jordan KILLWORTH	Kawasaki ZX-10R - BK Racing / Rabbit	7	12:04.419	37.432	11.534	75.83	1:41.342	2
11	84	Ricardo BRANCO	Yamaha R1 - IMP Racing	7	12:18.104	51.117	13.685	74.42	1:43.320	5
12	999	Jack DWYER	Suzuki 1000 GSXR -	7	12:20.074	53.087	1.970	74.23	1:43.186	6
13	4	Hayden KILLWORTH	Kawasaki ZX10R - Stacey Killworth & Alex Killworth	7	12:27.051	1:00.064	6.977	73.53	1:44.072	7
14	910	Michael JARVIS	Suzuki GSXR 1000 -	7	12:30.813	1:03.826	3.762	73.16	1:44.572	3
15	21	Danny BRENNAN	Suzuki GSXR 1000 -	7	12:58.447	1:31.460	27.634	70.57	1:49.034	6
16	103	Craig GOFFORD	Yamaha R1 4XV - Guardian warm roofs, Meala Rac	7	12:58.756	1:31.769	0.309	70.54	1:48.226	5
17	888	Paul FAGG	Yamaha R1 4C8 -	7	13:09.672	1:42.685	10.916	69.56	1:50.863	6

#### NOT CLASSIFIED

DNF	449	Luke WALLINGTON	Yamaha R1 4C8 - BW Bespoke Developments Ltd	1	1:43.285	6 Laps	6 Laps	75.98		
DNF	47	Daryl DANCE	Yamaha YZF R1 - 2 brothers scaffolding	1	1:43.408	6 Laps	0.123	75.89		

#### FASTEST LAP

	275	Mark WILBY	Suzuki GSXR1000 - Jacobs Cream Crackers	2	1:35.914		81.82 mph		131.68 kph	
--	-----	------------	---	---	----------	--	-----------	--	------------	--

Bike #449 - Transponder not working  
92.5% of Race Speed = 73.96 mph

Race Distance: 7 Laps / 15.26 miles

Cadwell Park: 2.1800 miles

Date: 25/06/2022 Start: 12:53 Finish: 13:04

Weather / Track : Bright / Dry

These results are provisional until the conclusion of any judicial and technical matters.

Clerk Of Course :	Stewards :	Timekeeper : Sarah Evans
-------------------	------------	--------------------------

Results can be found at [www.tsl-timing.com](http://www.tsl-timing.com)

Printed - 13:06 Saturday, 25 June 2022



# BMCRC - MRO Championships 2022 - Rnd 5 @ Cadwell Park

## Thunderbike Ultra

### RACE 4 - LAP CHART

#### LAP 1 @ 12:55:02.094

NO	BEHIND	LAP TIME
275		1:41.719
449	1.566	1:43.285
47	1.689	1:43.408
334	2.859	1:44.578
5	3.530	1:45.249
7	4.493	1:46.212
165	4.518	1:46.237
102	5.983	1:47.702
63	6.875	1:48.594
19	7.577	1:49.296
20	8.114	1:49.833
17	8.720	1:50.439
84	10.303	1:52.022
910	12.522	1:54.241
4	14.009	1:55.728
999	15.348	1:57.067
21	15.362	1:57.081
888	18.141	1:59.860
103	18.676	2:00.395

#### LAP 2 @ 12:56:38.008

NO	BEHIND	LAP TIME
275		1:35.914
334	5.643	1:38.698
5	6.354	1:38.738
7	6.791	1:38.212
165	9.054	1:40.450
102	10.171	1:40.102
63	10.774	1:39.813
19	11.498	1:39.835
20	11.962	1:39.762
17	14.148	1:41.342
84	19.208	1:44.819
910	22.423	1:45.815
999	24.007	1:44.573
4	24.140	1:46.045
21	28.640	1:49.192
103	33.463	1:50.701
888	34.763	1:52.536

#### LAP 3 @ 12:58:15.054

NO	BEHIND	LAP TIME
275		1:37.046
334	7.396	1:38.799
5	7.956	1:38.648
7	8.215	1:38.470
165	11.887	1:39.879
102	12.333	1:39.208
63	12.792	1:39.064
19	14.471	1:40.019
20	15.555	1:40.639
17	18.824	1:41.722
84	26.888	1:44.726
910	29.949	1:44.572
999	30.425	1:43.464
4	31.864	1:44.770
21	42.717	1:51.123
103	45.271	1:48.854
888	49.118	1:51.401

#### LAP 4 @ 12:59:52.184

NO	BEHIND	LAP TIME
275		1:37.130
334	8.896	1:38.630
5	9.465	1:38.639
7	10.126	1:39.041
63	15.780	1:40.118
165	15.804	1:41.047
19	18.688	1:41.347
20	19.058	1:40.633
17	23.813	1:42.119
102	23.939	1:48.736
84	35.070	1:45.312
999	36.953	1:43.658
910	39.900	1:47.081
4	40.538	1:45.804
21	56.542	1:50.955
103	59.068	1:50.927
888	1:04.069	1:52.081

#### LAP 5 @ 13:01:29.836

NO	BEHIND	LAP TIME
275		1:37.652
334	9.513	1:38.269
5	10.131	1:38.318
7	11.613	1:39.139
63	19.162	1:41.034
165	19.943	1:41.791
19	21.493	1:40.457
20	21.883	1:40.477
102	25.145	1:38.858
17	29.662	1:43.501
84	40.738	1:43.320
999	43.157	1:43.856
910	48.099	1:45.851
4	48.728	1:45.842
21	1:09.365	1:50.475
103	1:09.642	1:48.226
888	1:17.724	1:51.307

#### LAP 6 @ 13:03:07.875

NO	BEHIND	LAP TIME
275		1:38.039
334	9.491	1:38.017
5	10.245	1:38.153
7	13.488	1:39.914
63	21.020	1:39.897
165	21.947	1:40.043
19	24.395	1:40.941
20	24.680	1:40.836
102	25.834	1:38.728
17	34.056	1:42.433
84	46.424	1:43.725
999	48.304	1:43.186
4	55.479	1:44.790
910	57.022	1:46.962
21	1:20.360	1:49.034
103	1:20.903	1:49.300
888	1:30.548	1:50.863

#### LAP 7 @ 13:04:47.362

NO	BEHIND	LAP TIME
275		1:39.487

334	7.747	1:37.743
5	8.350	1:37.592
7	12.983	1:38.982
63	21.713	1:40.180
165	22.298	1:39.838
20	24.988	1:39.795
102	25.124	1:38.777
19	25.898	1:40.990
17	37.432	1:42.863
84	51.117	1:44.180
999	53.087	1:44.270
4	1:00.064	1:44.072
910	1:03.826	1:46.291
21	1:31.460	1:50.587
103	1:31.769	1:50.353
888	1:42.685	1:51.624



# BMCRC - MRO Championships 2022 - Rnd 5 @ Cadwell Park

## Thunderbike Ultra

### RACE 4 - SECTOR ANALYSIS



SECTOR 1 = FL to I1, SECTOR 2 = I1 to FL, DIFF = Difference To Personal Best Lap, P = Crossed Finish Line in Pit Lane, D = Time Disallowed

P1 275 U		Mark WILBY		Suzuki GSXR1000 - Jacobs Cream Crackers			
IDEAL LAP TIME : 1:35.914		BEST LAP TIME : 1:35.914		DIFFERENCE : 0.000			
LAP	SECTOR 1	SECTOR 2	LAP TIME	MPH	DIFF	TIME OF DAY	
1 -		40.898	1:41.719	77.15	5.805	12:55:02.094	
2 -	<b>55.288</b>	<b>40.626</b>	<b>1:35.914 (1)</b>	<b>81.82</b>		<b>12:56:38.008</b>	
3 -	55.734	41.312	1:37.046 (2)	80.86	1.132	12:58:15.054	
4 -	56.264	40.866	1:37.130 (3)	80.79	1.216	12:59:52.184	
5 -	56.235	41.417	1:37.652	80.36	1.738	13:01:29.836	
6 -	56.241	41.798	1:38.039	80.05	2.125	13:03:07.875	
7 -	57.383	42.104	1:39.487	78.88	3.573	13:04:47.362	

P2 334 U		Anthony BRANDISH		Suzuki GSXR 1000 - BW bespoke developments ltd			
IDEAL LAP TIME : 1:37.677		BEST LAP TIME : 1:37.743		DIFFERENCE : 0.066			
LAP	SECTOR 1	SECTOR 2	LAP TIME	MPH	DIFF	TIME OF DAY	
1 -		41.519	1:44.578	75.04	6.835	12:55:04.953	
2 -	57.129	41.569	1:38.698	79.51	0.955	12:56:43.651	
3 -	57.180	41.619	1:38.799	79.43	1.056	12:58:22.450	
4 -	57.126	41.504	1:38.630	79.57	0.887	13:00:01.080	
5 -	56.536	41.733	1:38.269 (3)	79.86	0.526	13:01:39.349	
6 -	56.565	<b>41.452</b>	1:38.017 (2)	80.06	0.274	13:03:17.366	
7 -	<b>56.225</b>	41.518	<b>1:37.743 (1)</b>	<b>80.29</b>		<b>13:04:55.109</b>	

P3 5 U		Stacey KILLWORTH		Suzuki GSXR 1000 - Greenplant/Everns			
IDEAL LAP TIME : 1:37.592		BEST LAP TIME : 1:37.592		DIFFERENCE : 0.000			
LAP	SECTOR 1	SECTOR 2	LAP TIME	MPH	DIFF	TIME OF DAY	
1 -		42.028	1:45.249	74.56	7.657	12:55:05.624	
2 -	56.723	42.015	1:38.738	79.48	1.146	12:56:44.362	
3 -	56.894	41.754	1:38.648	79.55	1.056	12:58:23.010	
4 -	57.007	41.632	1:38.639	79.56	1.047	13:00:01.649	
5 -	56.720	41.598	1:38.318 (3)	79.82	0.726	13:01:39.967	
6 -	56.520	41.633	1:38.153 (2)	79.95	0.561	13:03:18.120	
7 -	<b>56.105</b>	<b>41.487</b>	<b>1:37.592 (1)</b>	<b>80.41</b>		<b>13:04:55.712</b>	

P4 7 U		Seb JENKINS		Suzuki GSX-R 1000 - Long hours and hard graft			
IDEAL LAP TIME : 1:37.904		BEST LAP TIME : 1:38.212		DIFFERENCE : 0.308			
LAP	SECTOR 1	SECTOR 2	LAP TIME	MPH	DIFF	TIME OF DAY	
1 -		42.178	1:46.212	73.89	8.000	12:55:06.587	
2 -	<b>56.310</b>	41.902	<b>1:38.212 (1)</b>	<b>79.90</b>		<b>12:56:44.799</b>	
3 -	56.876	<b>41.594</b>	1:38.470 (2)	79.70	0.258	12:58:23.269	
4 -	57.301	41.740	1:39.041	79.24	0.829	13:00:02.310	
5 -	56.574	42.565	1:39.139	79.16	0.927	13:01:41.449	
6 -	57.532	42.382	1:39.914	78.54	1.702	13:03:21.363	
7 -	56.682	42.300	1:38.982 (3)	79.28	0.770	13:05:00.345	

P5 63 U		Matthew WREN		Suzuki GSXR - TBR performance			
IDEAL LAP TIME : 1:39.052		BEST LAP TIME : 1:39.064		DIFFERENCE : 0.012			
LAP	SECTOR 1	SECTOR 2	LAP TIME	MPH	DIFF	TIME OF DAY	
1 -		42.465	1:48.594	72.26	9.530	12:55:08.969	
2 -	<b>57.440</b>	42.373	1:39.813 (2)	78.62	0.749	12:56:48.782	
3 -	57.452	<b>41.612</b>	<b>1:39.064 (1)</b>	<b>79.22</b>		<b>12:58:27.846</b>	
4 -	57.900	42.218	1:40.118	78.38	1.054	13:00:07.964	
5 -	58.903	42.131	1:41.034	77.67	1.970	13:01:48.998	
6 -	58.108	41.789	1:39.897 (3)	78.56	0.833	13:03:28.895	
7 -	58.087	42.093	1:40.180	78.33	1.116	13:05:09.075	

# BMCRC - MRO Championships 2022 - Rnd 5 @ Cadwell Park

## Thunderbike Ultra

### RACE 4 - SECTOR ANALYSIS



SECTOR 1 = FL to I1, SECTOR 2 = I1 to FL, DIFF = Difference To Personal Best Lap, P = Crossed Finish Line in Pit Lane, D = Time Disallowed

<b>P6 165 U</b>		<b>Richard BUTT</b>		Suzuki GSXR1000 - Michelle Harvey		
IDEAL LAP TIME : 1:39.659		BEST LAP TIME : 1:39.838		DIFFERENCE : 0.179		
LAP	SECTOR 1	SECTOR 2	LAP TIME	MPH	DIFF	TIME OF DAY
1 -		42.480	1:46.237	73.87	6.399	12:55:06.612
2 -	57.439	43.011	1:40.450	78.12	0.612	12:56:47.062
3 -	<b>57.403</b>	42.476	1:39.879 (2)	78.57	0.041	12:58:26.941
4 -	58.455	42.592	1:41.047	77.66	1.209	13:00:07.988
5 -	59.167	42.624	1:41.791	77.09	1.953	13:01:49.779
6 -	57.787	<b>42.256</b>	1:40.043 (3)	78.44	0.205	13:03:29.822
7 -	57.539	42.299	<b>1:39.838 (1)</b>	<b>78.60</b>		<b>13:05:09.660</b>

<b>P7 20 U</b>		<b>Connor SWYER</b>		Suzuki GSXR 1000 K6 - WSC Performace & lleithyr farm		
IDEAL LAP TIME : 1:39.414		BEST LAP TIME : 1:39.762		DIFFERENCE : 0.348		
LAP	SECTOR 1	SECTOR 2	LAP TIME	MPH	DIFF	TIME OF DAY
1 -		43.262	1:49.833	71.45	10.071	12:55:10.208
2 -	57.470	42.292	<b>1:39.762 (1)</b>	<b>78.66</b>		<b>12:56:49.970</b>
3 -	58.168	42.471	1:40.639	77.98	0.877	12:58:30.609
4 -	<b>57.458</b>	43.175	1:40.633	77.98	0.871	13:00:11.242
5 -	57.793	42.684	1:40.477 (3)	78.10	0.715	13:01:51.719
6 -	58.504	42.332	1:40.836	77.83	1.074	13:03:32.555
7 -	57.839	<b>41.956</b>	1:39.795 (2)	78.64	0.033	13:05:12.350

<b>P8 102 U</b>		<b>James FEARN</b>		Suzuki GSXR1000 - Jwf tiling, palmer race skool, the factory		
IDEAL LAP TIME : 1:38.333		BEST LAP TIME : 1:38.728		DIFFERENCE : 0.395		
LAP	SECTOR 1	SECTOR 2	LAP TIME	MPH	DIFF	TIME OF DAY
1 -		42.053	1:47.702	72.86	8.974	12:55:08.077
2 -	57.727	42.375	1:40.102	78.40	1.374	12:56:48.179
3 -	57.231	41.977	1:39.208	79.10	0.480	12:58:27.387
4 -	1:06.709	42.027	1:48.736	72.17	10.008	13:00:16.123
5 -	57.146	41.712	1:38.858 (3)	79.38	0.130	13:01:54.981
6 -	57.462	<b>41.266</b>	<b>1:38.728 (1)</b>	<b>79.49</b>		<b>13:03:33.709</b>
7 -	<b>57.067</b>	41.710	1:38.777 (2)	79.45	0.049	13:05:12.486

<b>P9 19 U</b>		<b>Tyler DONOVAN</b>		Kawasaki ZX10R -		
IDEAL LAP TIME : 1:39.705		BEST LAP TIME : 1:39.835		DIFFERENCE : 0.130		
LAP	SECTOR 1	SECTOR 2	LAP TIME	MPH	DIFF	TIME OF DAY
1 -		43.139	1:49.296	71.80	9.461	12:55:09.671
2 -	<b>57.130</b>	42.705	<b>1:39.835 (1)</b>	<b>78.61</b>		<b>12:56:49.506</b>
3 -	57.415	42.604	1:40.019 (2)	78.46	0.184	12:58:29.525
4 -	57.968	43.379	1:41.347	77.43	1.512	13:00:10.872
5 -	57.606	42.851	1:40.457 (3)	78.12	0.622	13:01:51.329
6 -	58.366	<b>42.575</b>	1:40.941	77.74	1.106	13:03:32.270
7 -	58.228	42.762	1:40.990	77.71	1.155	13:05:13.260

<b>P10 17 U</b>		<b>Jordan KILLWORTH</b>		Kawasaki ZX-10R - BK Racing / Rabbit		
IDEAL LAP TIME : 1:41.182		BEST LAP TIME : 1:41.342		DIFFERENCE : 0.160		
LAP	SECTOR 1	SECTOR 2	LAP TIME	MPH	DIFF	TIME OF DAY
1 -		<b>43.501</b>	1:50.439	71.06	9.097	12:55:10.814
2 -	<b>57.681</b>	43.661	<b>1:41.342 (1)</b>	<b>77.44</b>		<b>12:56:52.156</b>
3 -	58.184	43.538	1:41.722 (2)	77.15	0.380	12:58:33.878
4 -	58.344	43.775	1:42.119 (3)	76.85	0.777	13:00:15.997
5 -	59.048	44.453	1:43.501	75.82	2.159	13:01:59.498
6 -	58.472	43.961	1:42.433	76.61	1.091	13:03:41.931
7 -	58.485	44.378	1:42.863	76.29	1.521	13:05:24.794

# BMCR - MRO Championships 2022 - Rnd 5 @ Cadwell Park

## Thunderbike Ultra

### RACE 4 - SECTOR ANALYSIS



SECTOR 1 = FL to I1, SECTOR 2 = I1 to FL, DIFF = Difference To Personal Best Lap, P = Crossed Finish Line in Pit Lane, D = Time Disallowed

P11 84 U		Ricardo BRANCO		Yamaha R1 - IMP Racing		
IDEAL LAP TIME : 1:43.320		BEST LAP TIME : 1:43.320		DIFFERENCE : 0.000		
LAP	SECTOR 1	SECTOR 2	LAP TIME	MPH	DIFF	TIME OF DAY
1 -		44.647	1:52.022	70.05	8.702	12:55:12.397
2 -	1:00.161	44.658	1:44.819	74.87	1.499	12:56:57.216
3 -	1:00.536	44.190	1:44.726	74.93	1.406	12:58:41.942
4 -	1:00.634	44.678	1:45.312	74.52	1.992	13:00:27.254
<b>5 -</b>	<b>59.570</b>	<b>43.750</b>	<b>1:43.320 (1)</b>	<b>75.95</b>		<b>13:02:10.574</b>
6 -	59.690	44.035	1:43.725 (2)	75.66	0.405	13:03:54.299
7 -	59.819	44.361	1:44.180 (3)	75.33	0.860	13:05:38.479

P12 999 U		Jack DWYER		Suzuki 1000 GSXR -		
IDEAL LAP TIME : 1:42.992		BEST LAP TIME : 1:43.186		DIFFERENCE : 0.194		
LAP	SECTOR 1	SECTOR 2	LAP TIME	MPH	DIFF	TIME OF DAY
1 -		43.893	1:57.067	67.03	13.881	12:55:17.442
2 -	1:00.851	43.722	1:44.573	75.04	1.387	12:57:02.015
3 -	1:00.242	<b>43.222</b>	1:43.464 (2)	75.85	0.278	12:58:45.479
4 -	1:00.222	43.436	1:43.658 (3)	75.71	0.472	13:00:29.137
5 -	1:00.048	43.808	1:43.856	75.56	0.670	13:02:12.993
<b>6 -</b>	<b>59.770</b>	43.416	<b>1:43.186 (1)</b>	<b>76.05</b>		<b>13:03:56.179</b>
7 -	1:00.722	43.548	1:44.270	75.26	1.084	13:05:40.449

P13 4 U		Hayden KILLWORTH		Kawasaki ZX10R - Stacey Killworth & Alex Killworth		
IDEAL LAP TIME : 1:43.786		BEST LAP TIME : 1:44.072		DIFFERENCE : 0.286		
LAP	SECTOR 1	SECTOR 2	LAP TIME	MPH	DIFF	TIME OF DAY
1 -		45.400	1:55.728	67.81	11.656	12:55:16.103
2 -	1:01.005	45.040	1:46.045	74.00	1.973	12:57:02.148
3 -	1:00.942	<b>43.828</b>	1:44.770 (2)	74.90	0.698	12:58:46.918
4 -	1:00.763	45.041	1:45.804	74.17	1.732	13:00:32.722
5 -	1:01.574	44.268	1:45.842	74.14	1.770	13:02:18.564
6 -	1:00.749	44.041	1:44.790 (3)	74.89	0.718	13:04:03.354
<b>7 -</b>	<b>59.958</b>	44.114	<b>1:44.072 (1)</b>	<b>75.40</b>		<b>13:05:47.426</b>

P14 910 U		Michael JARVIS		Suzuki GSXR 1000 -		
IDEAL LAP TIME : 1:44.572		BEST LAP TIME : 1:44.572		DIFFERENCE : 0.000		
LAP	SECTOR 1	SECTOR 2	LAP TIME	MPH	DIFF	TIME OF DAY
1 -		45.337	1:54.241	68.69	9.669	12:55:14.616
2 -	1:01.523	44.292	1:45.815 (2)	74.16	1.243	12:57:00.431
<b>3 -</b>	<b>1:00.669</b>	<b>43.903</b>	<b>1:44.572 (1)</b>	<b>75.04</b>		<b>12:58:45.003</b>
4 -	1:01.733	45.348	1:47.081	73.29	2.509	13:00:32.084
5 -	1:01.764	44.087	1:45.851 (3)	74.14	1.279	13:02:17.935
6 -	1:01.058	45.904	1:46.962	73.37	2.390	13:04:04.897
7 -	1:01.550	44.741	1:46.291	73.83	1.719	13:05:51.188

P15 21 U		Danny BRENNAN		Suzuki GSXR 1000 -		
IDEAL LAP TIME : 1:48.175		BEST LAP TIME : 1:49.034		DIFFERENCE : 0.859		
LAP	SECTOR 1	SECTOR 2	LAP TIME	MPH	DIFF	TIME OF DAY
1 -		46.173	1:57.081	67.03	8.047	12:55:17.456
2 -	<b>1:02.669</b>	46.523	1:49.192 (2)	71.87	0.158	12:57:06.648
3 -	1:04.298	46.825	1:51.123	70.62	2.089	12:58:57.771
4 -	1:04.471	46.484	1:50.955	70.73	1.921	13:00:48.726
5 -	1:03.762	46.713	1:50.475 (3)	71.03	1.441	13:02:39.201
<b>6 -</b>	<b>1:03.528</b>	<b>45.506</b>	<b>1:49.034 (1)</b>	<b>71.97</b>		<b>13:04:28.235</b>
7 -	1:03.784	46.803	1:50.587	70.96	1.553	13:06:18.822

# BMCR - MRO Championships 2022 - Rnd 5 @ Cadwell Park

## Thunderbike Ultra

### RACE 4 - SECTOR ANALYSIS



SECTOR 1 = FL to I1, SECTOR 2 = I1 to FL, DIFF = Difference To Personal Best Lap, P = Crossed Finish Line in Pit Lane, D = Time Disallowed

P16 103 U		Craig GOFFORD		Yamaha R1 4XV - Guardian warm roofs, Meala Racing Develop			
IDEAL LAP TIME : 1:48.098		BEST LAP TIME : 1:48.226		DIFFERENCE : 0.128			
LAP	SECTOR 1	SECTOR 2	LAP TIME	MPH	DIFF	TIME OF DAY	
1 -		46.883	2:00.395	65.18	12.169	12:55:20.770	
2 -	1:04.464	46.237	1:50.701	70.89	2.475	12:57:11.471	
3 -	1:03.199	<b>45.655</b>	1:48.854 (2)	72.09	0.628	12:59:00.325	
4 -	1:04.836	46.091	1:50.927	70.74	2.701	13:00:51.252	
5 -	<b>1:02.443</b>	45.783	<b>1:48.226 (1)</b>	<b>72.51</b>		<b>13:02:39.478</b>	
6 -	1:03.540	45.760	1:49.300 (3)	71.80	1.074	13:04:28.778	
7 -	1:03.428	46.925	1:50.353	71.11	2.127	13:06:19.131	

P17 888 U		Paul FAGG		Yamaha R1 4C8 -			
IDEAL LAP TIME : 1:50.477		BEST LAP TIME : 1:50.863		DIFFERENCE : 0.386			
LAP	SECTOR 1	SECTOR 2	LAP TIME	MPH	DIFF	TIME OF DAY	
1 -		46.869	1:59.860	65.47	8.997	12:55:20.235	
2 -	1:05.290	47.246	1:52.536	69.73	1.673	12:57:12.771	
3 -	1:04.298	47.103	1:51.401 (3)	70.44	0.538	12:59:04.172	
4 -	1:04.970	47.111	1:52.081	70.02	1.218	13:00:56.253	
5 -	1:04.597	<b>46.710</b>	1:51.307 (2)	70.50	0.444	13:02:47.560	
6 -	<b>1:03.767</b>	47.096	<b>1:50.863 (1)</b>	<b>70.79</b>		<b>13:04:38.423</b>	
7 -	1:04.262	47.362	1:51.624	70.30	0.761	13:06:30.047	

P18 449 U		Luke WALLINGTON		Yamaha R1 4C8 - BW Bespoke Developments Ltd			
IDEAL LAP TIME :		BEST LAP TIME :		DIFFERENCE :			
LAP	SECTOR 1	SECTOR 2	LAP TIME	MPH	DIFF	TIME OF DAY	
1 -			1:43.285	75.98		12:55:03.660	

P19 47 U		Daryl DANCE		Yamaha YZF R1 - 2 brothers scaffolding			
IDEAL LAP TIME : 1:37.664		BEST LAP TIME :		DIFFERENCE :			
LAP	SECTOR 1	SECTOR 2	LAP TIME	MPH	DIFF	TIME OF DAY	
1 -		<b>41.172</b>	1:43.408	75.89		12:55:03.783	

# BMCRC - MRO Championships 2022 - Rnd 5 @ Cadwell Park

## Thunderbike Ultra

### RACE 4 - BEST SECTORS

SECTOR 1			SECTOR 2			IDEAL / BEST COMPARISON						
POS	NO	NAME	TIME	NO	NAME	TIME	POS	NO	NAME	IDEAL	BEST	DIFF
									<b>PERFECT LAP</b>	<b>1:35.914</b>		
1	275	WILBY	<b>55.288</b>	275	WILBY	<b>40.626</b>	1	275	WILBY	1:35.914	1:35.914	<b>0.000</b>
2	5	KILLWORTH	<b>56.105</b>	47	DANCE	<b>41.172</b>	2	5	KILLWORTH	1:37.592	1:37.592	<b>0.000</b>
3	334	BRANDISH	<b>56.225</b>	102	FEARN	<b>41.266</b>	3	47	DANCE	1:37.664		
4	7	JENKINS	<b>56.310</b>	334	BRANDISH	<b>41.452</b>	4	334	BRANDISH	1:37.677	1:37.743	<b>0.066</b>
5	47	DANCE	<b>56.492</b>	5	KILLWORTH	<b>41.487</b>	5	7	JENKINS	1:37.904	1:38.212	<b>0.308</b>
6	102	FEARN	<b>57.067</b>	7	JENKINS	<b>41.594</b>	6	102	FEARN	1:38.333	1:38.728	<b>0.395</b>
7	19	DONOVAN	<b>57.130</b>	63	WREN	<b>41.612</b>	7	63	WREN	1:39.052	1:39.064	<b>0.012</b>
8	165	BUTT	<b>57.403</b>	20	SWYER	<b>41.956</b>	8	20	SWYER	1:39.414	1:39.762	<b>0.348</b>
9	63	WREN	<b>57.440</b>	165	BUTT	<b>42.256</b>	9	165	BUTT	1:39.659	1:39.838	<b>0.179</b>
10	20	SWYER	<b>57.458</b>	19	DONOVAN	<b>42.575</b>	10	19	DONOVAN	1:39.705	1:39.835	<b>0.130</b>
11	17	KILLWORTH	<b>57.681</b>	999	DWYER	<b>43.222</b>	11	17	KILLWORTH	1:41.182	1:41.342	<b>0.160</b>
12	84	BRANCO	<b>59.570</b>	17	KILLWORTH	<b>43.501</b>	12	999	DWYER	1:42.992	1:43.186	<b>0.194</b>
13	999	DWYER	<b>59.770</b>	84	BRANCO	<b>43.750</b>	13	84	BRANCO	1:43.320	1:43.320	<b>0.000</b>
14	4	KILLWORTH	<b>59.958</b>	4	KILLWORTH	<b>43.828</b>	14	4	KILLWORTH	1:43.786	1:44.072	<b>0.286</b>
15	910	JARVIS	<b>1:00.669</b>	910	JARVIS	<b>43.903</b>	15	910	JARVIS	1:44.572	1:44.572	<b>0.000</b>
16	103	GOFFORD	<b>1:02.443</b>	21	BRENNAN	<b>45.506</b>	16	103	GOFFORD	1:48.098	1:48.226	<b>0.128</b>
17	21	BRENNAN	<b>1:02.669</b>	103	GOFFORD	<b>45.655</b>	17	21	BRENNAN	1:48.175	1:49.034	<b>0.859</b>
18	888	FAGG	<b>1:03.767</b>	888	FAGG	<b>46.710</b>	18	888	FAGG	1:50.477	1:50.863	<b>0.386</b>
19							19	449	WALLINGTON			

# BMCRC - MRO Championships 2022 - Rnd 5 @ Cadwell Park

## Thunderbike Ultra

### RACE 4 - STATISTICS

**Competitors Started** 19  
**Planned Start** 2022-06-25 @ 12:50:00.000  
**Actual Start** 2022-06-25 @ 12:53:20.374  
**Finish Time** 2022-06-25 @ 13:04:47.361  
**Track Length** 2.1800mi.  
**Total Laps** 121  
**Total Distance Covered** 263.7822mi.

#### Session Fastest Lap History

NO	NAME	LAP TIME	TIME OF DAY	LAP	VEHICLE
275	Mark WILBY	1:35.914	12:56:38.022	2	Suzuki GSXR1000

#### Session Leader History

NO	NAME	FROM LAP	LAPS LED	DISTANCE	VEHICLE
275	Mark WILBY	1	7	15.26 miles	Suzuki GSXR1000

#### Flag History

TYPE	TIME OF DAY
GREEN	12:53:20.374
FINISH	13:04:47.361

#### Flag Statistics

TYPE	COUNT	TOTAL LAPS	TOTAL TIME
Green	1	7	13:14.293
Red	0	0	0.000
Safety Car	0	0	0.000
FCY	0	0	0.000

# BMCRC - MRO Championships 2022 - Rnd 5 @ Cadwell Park



## Thunderbike Ultra

### RACE 14 - GRID (7 Laps)

ROW 7	19	<b>449</b> Luke WALLINGTON	20	<b>8</b> Dave SAUNDERS		
ROW 6		1:49.034	17	<b>888</b> Paul FAGG	18	<b>47</b> Daryl DANCE
	16	<b>21</b> Danny BRENNAN		1:50.863		
ROW 5		1:44.072	14	<b>910</b> Michael JARVIS	15	<b>103</b> Craig GOFFORD
	13	<b>4</b> Hayden KILLWORTH		1:44.572		1:48.226
ROW 4		1:41.342	11	<b>999</b> Jack DWYER	12	<b>84</b> Ricardo BRANCO
	10	<b>17</b> Jordan KILLWORTH		1:43.186		1:43.320
ROW 3		1:39.762	9	<b>165</b> Richard BUTT		1:39.838
	7	<b>20</b> Connor SWYER	8	<b>19</b> Tyler DONOVAN		
ROW 2		1:38.212	6	<b>63</b> Matthew WREN		1:39.064
	4	<b>7</b> Seb JENKINS	5	<b>102</b> James FEARN		
ROW 1		1:35.914	3	<b>334</b> Anthony BRANDISH		1:37.743
	1	<b>275</b> Mark WILBY	2	<b>5</b> Stacey KILLWORTH		
		<b>Pole</b>				

Cadwell Park: 2.1800 miles

These results are provisional until the conclusion of any judicial and technical matters.

Clerk Of Course :	Stewards :	Timekeeper : Sarah Evans
-------------------	------------	--------------------------

Results can be found at [www.tsl-timing.com](http://www.tsl-timing.com)

Printed - 13:08 Saturday, 25 June 2022



# BMCRC - MRO Championships 2022 - Rnd 5 @ Cadwell Park



## Thunderbike Ultra

### RACE 14 - CLASSIFICATION

POS	NO	NAME	ENTRY	LAPS	TIME	GAP	DIFF	MPH	BEST	ON
1	275	Mark WILBY	Suzuki GSXR1000 - Jacobs Cream Crackers	7	11:34.301			79.12	1:37.415	2
2	102	James FEARN	Suzuki GSXR1000 - Jwf tiling, palmer race skool, tr	7	11:36.882	2.581	2.581	78.83	1:37.921	6
3	5	Stacey KILLWORTH	Suzuki GSXR 1000 - Greenplant/Everns	7	11:37.051	2.750	0.169	78.81	1:38.132	5
4	47	Daryl DANCE	Yamaha YZF R1 - 2 brothers scaffolding	7	11:38.601	4.300	1.550	78.63	1:37.991	6
5	449	Luke WALLINGTON	Yamaha R1 4C8 - BW Bespoke Developments Ltd	7	11:45.769	11.468	7.168	77.83	1:38.492	5
6	20	Connor SWYER	Suzuki GSXR 1000 K6 - WSC Performace & lleithyr	7	11:53.028	18.727	7.259	77.04	1:40.112	2
7	7	Seb JENKINS	Suzuki GSX-R 1000 - Long hours and hard graft	7	11:53.133	18.832	0.105	77.03	1:40.506	3
8	165	Richard BUTT	Suzuki GSXR1000 - Michelle Harvey	7	11:53.443	19.142	0.310	77.00	1:40.282	4
9	63	Matthew WREN	Suzuki GSXR - TBR performance	7	12:01.942	27.641	8.499	76.09	1:40.315	6
10	17	Jordan KILLWORTH	Kawasaki ZX-10R - BK Racing / Rabbit	7	12:06.658	32.357	4.716	75.60	1:41.423	6
11	999	Jack DWYER	Suzuki 1000 GSXR -	7	12:12.603	38.302	5.945	74.98	1:42.519	2
12	84	Ricardo BRANCO	Yamaha R1 - IMP Racing	7	12:17.147	42.846	4.544	74.52	1:44.004	3
13	4	Hayden KILLWORTH	Kawasaki ZX10R - Stacey Killworth & Alex Killworth	7	12:18.937	44.636	1.790	74.34	1:43.577	3
14	910	Michael JARVIS	Suzuki GSXR 1000 -	7	12:36.731	1:02.430	17.794	72.59	1:45.364	6
15	21	Danny BRENNAN	Suzuki GSXR 1000 -	7	12:52.620	1:18.319	15.889	71.10	1:48.618	2
16	103	Craig GOFFORD	Yamaha R1 4XV - Guardian warm roofs, Meala Rac	7	12:52.845	1:18.544	0.225	71.08	1:48.141	4
17	888	Paul FAGG	Yamaha R1 4C8 -	7	12:53.906	1:19.605	1.061	70.98	1:48.544	3

#### NOT CLASSIFIED

DNF	334	Anthony BRANDISH	Suzuki GSXR 1000 - BW bespoke developments ltc	6	9:56.907	1 Lap	1 Lap	78.88	1:38.236	6
DNF	19	Tyler DONOVAN	Kawasaki ZX10R -	4	6:49.672	3 Laps	2 Laps	76.62	1:40.563	2

#### FASTEST LAP

	275	Mark WILBY	Suzuki GSXR1000 - Jacobs Cream Crackers	2	1:37.415			80.56 mph	129.65 kph	
--	-----	------------	---	---	----------	--	--	-----------	------------	--

Bike #449 - Transponder not working  
92.5% of Race Speed = 73.18 mph

Race Distance: 7 Laps / 15.26 miles

Cadwell Park: 2.1800 miles

Date: 25/06/2022 Start: 16:56 Finish: 17:08

Weather / Track : Bright / Dry

These results are provisional until the conclusion of any judicial and technical matters.

Clerk Of Course :	Stewards :	Timekeeper : Sarah Evans
-------------------	------------	--------------------------

Results can be found at [www.tsl-timing.com](http://www.tsl-timing.com)

Printed - 17:18 Saturday, 25 June 2022





# BMCRC - MRO Championships 2022 - Rnd 5 @ Cadwell Park

## Thunderbike Ultra

### RACE 14 - LAP CHART

LAP 1 @ 16:58:41.600			103	38.288	1:48.499	103	1:09.740	1:49.988
NO	BEHIND	LAP TIME	LAP 4 @ 17:03:35.946			LAP 7 @ 17:08:33.352		
275		1:42.549	NO	BEHIND	LAP TIME	NO	BEHIND	LAP TIME
334	0.940	1:43.489	275		1:38.998	275		1:39.604
102	1.753	1:44.302	334	3.163	1:39.188	102	2.581	1:39.646
5	2.417	1:44.966	102	3.961	1:38.617	5	2.750	1:38.603
47	2.747	1:45.296	47	4.232	1:38.460	47	4.300	1:41.162
7	4.056	1:46.605	5	4.943	1:38.681	449	11.468	1:40.867
19	5.286	1:47.835	449	10.666	1:38.843	20	18.727	1:40.885
20	6.059	1:48.608	7	12.284	1:41.031	7	18.832	1:41.928
165	6.312	1:48.861	19	12.777	1:40.623	165	19.142	1:41.325
449	7.028	1:49.577	20	13.305	1:40.246	63	27.641	1:41.347
999	7.596	1:50.145	165	13.441	1:40.282	17	32.357	1:43.555
17	8.337	1:50.886	17	20.897	1:41.673	999	38.302	1:43.542
84	9.273	1:51.822	63	21.841	1:40.796	84	42.846	1:44.182
4	10.637	1:53.186	999	22.788	1:43.574	4	44.636	1:44.414
63	12.291	1:54.840	84	27.836	1:44.549	910	1:02.430	1:45.991
21	13.436	1:55.985	4	28.723	1:44.642	21	1:18.319	1:50.410
910	14.159	1:56.708	910	43.068	1:46.378	103	1:18.544	1:48.408
888	14.887	1:57.436	21	46.244	1:49.760	888	1:19.605	1:50.694
103	16.364	1:58.913	888	46.829	1:49.126			
			103	47.431	1:48.141			

LAP 2 @ 17:00:19.015			LAP 5 @ 17:05:14.313		
NO	BEHIND	LAP TIME	NO	BEHIND	LAP TIME
275		1:37.415	275		1:38.367
334	2.039	1:38.514	334	3.409	1:38.613
102	3.419	1:39.081	102	4.053	1:38.459
47	3.783	1:38.451	47	4.186	1:38.321
5	4.272	1:39.270	5	4.708	1:38.132
7	7.678	1:41.037	449	10.791	1:38.492
19	8.434	1:40.563	7	14.959	1:41.042
20	8.756	1:40.112	20	15.455	1:40.517
449	8.948	1:39.335	165	15.616	1:40.542
165	9.414	1:40.517	63	25.018	1:41.544
999	12.700	1:42.519	17	26.418	1:43.888
17	13.422	1:42.500	999	30.305	1:45.884
84	16.214	1:44.356	84	33.659	1:44.190
63	16.480	1:41.604	4	34.637	1:44.281
4	17.435	1:44.213	910	50.114	1:45.413
21	24.639	1:48.618	21	57.294	1:49.417
910	25.033	1:48.289	888	58.456	1:49.994
888	26.090	1:48.618	103	59.187	1:50.123
103	27.722	1:48.773			

LAP 3 @ 17:01:56.948			LAP 6 @ 17:06:53.748		
NO	BEHIND	LAP TIME	NO	BEHIND	LAP TIME
275		1:37.933	275		1:39.435
334	2.973	1:38.867	334	2.210	1:38.236
102	4.342	1:38.856	102	2.539	1:37.921
47	4.770	1:38.920	47	2.742	1:37.991
5	5.260	1:38.921	5	3.751	1:38.478
7	10.251	1:40.506	449	10.205	1:38.849
449	10.821	1:39.806	7	16.508	1:40.984
19	11.152	1:40.651	165	17.421	1:41.240
20	12.057	1:41.234	20	17.446	1:41.426
165	12.157	1:40.676	63	25.898	1:40.315
999	18.212	1:43.445	17	28.406	1:41.423
17	18.222	1:42.733	999	34.364	1:43.494
63	20.043	1:41.496	84	38.268	1:44.044
84	22.285	1:44.004	4	39.826	1:44.624
4	23.079	1:43.577	910	56.043	1:45.364
21	35.482	1:48.776	21	1:07.513	1:49.654
910	35.688	1:48.588	888	1:08.515	1:49.494
888	36.701	1:48.544			

Weather / Track : Bright / Dry

Cadwell Park: 2.1800 miles  
Date: 25/06/2022 Start: 16:56 Finish: 17:08

Results can be found at [www.tsl-timing.com](http://www.tsl-timing.com)

Printed - 17:24 Saturday, 25 June 2022

# BMCRC - MRO Championships 2022 - Rnd 5 @ Cadwell Park

## Thunderbike Ultra

### RACE 14 - SECTOR ANALYSIS



SECTOR 1 = FL to I1, SECTOR 2 = I1 to FL, DIFF = Difference To Personal Best Lap, P = Crossed Finish Line in Pit Lane, D = Time Disallowed

P1 275 U		Mark WILBY		Suzuki GSXR1000 - Jacobs Cream Crackers		
IDEAL LAP TIME : 1:37.172		BEST LAP TIME : 1:37.415		DIFFERENCE : 0.243		
LAP	SECTOR 1	SECTOR 2	LAP TIME	MPH	DIFF	TIME OF DAY
1 -		<b>41.178</b>	1:42.549	76.52	5.134	16:58:41.600
2 -	<b>55.994</b>	41.421	<b>1:37.415 (1)</b>	<b>80.56</b>		<b>17:00:19.015</b>
3 -	56.109	41.824	1:37.933 (2)	80.13	0.518	17:01:56.948
4 -	57.171	41.827	1:38.998	79.27	1.583	17:03:35.946
5 -	56.953	41.414	1:38.367 (3)	79.78	0.952	17:05:14.313
6 -	57.316	42.119	1:39.435	78.92	2.020	17:06:53.748
7 -	57.512	42.092	1:39.604	78.79	2.189	17:08:33.352

P2 102 U		James FEARN		Suzuki GSXR1000 - Jwf tiling, palmer race skool, the factory		
IDEAL LAP TIME : 1:37.613		BEST LAP TIME : 1:37.921		DIFFERENCE : 0.308		
LAP	SECTOR 1	SECTOR 2	LAP TIME	MPH	DIFF	TIME OF DAY
1 -		41.644	1:44.302	75.24	6.381	16:58:43.353
2 -	57.340	41.741	1:39.081	79.20	1.160	17:00:22.434
3 -	57.446	41.410	1:38.856	79.38	0.935	17:02:01.290
4 -	57.249	41.368	1:38.617 (3)	79.58	0.696	17:03:39.907
5 -	56.928	41.531	1:38.459 (2)	79.70	0.538	17:05:18.366
6 -	56.710	<b>41.211</b>	<b>1:37.921 (1)</b>	<b>80.14</b>		<b>17:06:56.287</b>
7 -	<b>56.402</b>	43.244	1:39.646	78.75	1.725	17:08:35.933

P3 5 U		Stacey KILLWORTH		Suzuki GSXR 1000 - Greenplant/Everns		
IDEAL LAP TIME : 1:38.006		BEST LAP TIME : 1:38.132		DIFFERENCE : 0.126		
LAP	SECTOR 1	SECTOR 2	LAP TIME	MPH	DIFF	TIME OF DAY
1 -		42.125	1:44.966	74.76	6.834	16:58:44.017
2 -	56.868	42.402	1:39.270	79.05	1.138	17:00:23.287
3 -	57.051	41.870	1:38.921	79.33	0.789	17:02:02.208
4 -	56.795	41.886	1:38.681	79.52	0.549	17:03:40.889
5 -	56.428	<b>41.704</b>	<b>1:38.132 (1)</b>	<b>79.97</b>		<b>17:05:19.021</b>
6 -	56.512	41.966	1:38.478 (2)	79.69	0.346	17:06:57.499
7 -	<b>56.302</b>	42.301	1:38.603 (3)	79.59	0.471	17:08:36.102

P4 47 U		Daryl DANCE		Yamaha YZF R1 - 2 brothers scaffolding		
IDEAL LAP TIME : 1:37.389		BEST LAP TIME : 1:37.991		DIFFERENCE : 0.602		
LAP	SECTOR 1	SECTOR 2	LAP TIME	MPH	DIFF	TIME OF DAY
1 -		41.544	1:45.296	74.53	7.305	16:58:44.347
2 -	56.784	41.667	1:38.451 (3)	79.71	0.460	17:00:22.798
3 -	57.349	41.571	1:38.920	79.33	0.929	17:02:01.718
4 -	57.122	41.338	1:38.460	79.70	0.469	17:03:40.178
5 -	56.958	41.363	1:38.321 (2)	79.82	0.330	17:05:18.499
6 -	57.061	<b>40.930</b>	<b>1:37.991 (1)</b>	<b>80.08</b>		<b>17:06:56.490</b>
7 -	<b>56.459</b>	44.703	1:41.162	77.57	3.171	17:08:37.652

P5 449 U		Luke WALLINGTON		Yamaha R1 4C8 - BW Bespoke Developments Ltd		
IDEAL LAP TIME :		BEST LAP TIME : 1:38.492		DIFFERENCE :		
LAP	SECTOR 1	SECTOR 2	LAP TIME	MPH	DIFF	TIME OF DAY
1 -			1:49.577	71.62	11.085	16:58:48.628
2 -			1:39.335	79.00	0.843	17:00:27.963
3 -			1:39.806	78.63	1.314	17:02:07.769
4 -			1:38.843 (2)	79.39	0.351	17:03:46.612
5 -			<b>1:38.492 (1)</b>	<b>79.68</b>		<b>17:05:25.104</b>
6 -			1:38.849 (3)	79.39	0.357	17:07:03.953
7 -			1:40.867	77.80	2.375	17:08:44.820

# BMCRG - MRO Championships 2022 - Rnd 5 @ Cadwell Park

## Thunderbike Ultra

### RACE 14 - SECTOR ANALYSIS



SECTOR 1 = FL to I1, SECTOR 2 = I1 to FL, DIFF = Difference To Personal Best Lap, P = Crossed Finish Line in Pit Lane, D = Time Disallowed

<b>P6</b>		<b>20 U</b>		<b>Connor SWYER</b>		Suzuki GSXR 1000 K6 - WSC Performace & lleithyr farm	
IDEAL LAP TIME : 1:39.872		BEST LAP TIME : 1:40.112		DIFFERENCE : 0.240			
LAP	SECTOR 1	SECTOR 2	LAP TIME	MPH	DIFF	TIME OF DAY	
1 -		43.304	1:48.608	72.25	8.496	16:58:47.659	
2 -	57.483	<b>42.629</b>	<b>1:40.112 (1)</b>	<b>78.39</b>		<b>17:00:27.771</b>	
3 -	58.043	43.191	1:41.234	77.52	1.122	17:02:09.005	
4 -	<b>57.243</b>	43.003	1:40.246 <b>(2)</b>	78.28	0.134	17:03:49.251	
5 -	57.722	42.795	1:40.517 <b>(3)</b>	78.07	0.405	17:05:29.768	
6 -	58.245	43.181	1:41.426	77.37	1.314	17:07:11.194	
7 -	57.284	43.601	1:40.885	77.79	0.773	17:08:52.079	

<b>P7</b>		<b>7 U</b>		<b>Seb JENKINS</b>		Suzuki GSX-R 1000 - Long hours and hard graft	
IDEAL LAP TIME : 1:40.237		BEST LAP TIME : 1:40.506		DIFFERENCE : 0.269			
LAP	SECTOR 1	SECTOR 2	LAP TIME	MPH	DIFF	TIME OF DAY	
1 -		43.223	1:46.605	73.61	6.099	16:58:45.656	
2 -	<b>57.692</b>	43.345	1:41.037	77.67	0.531	17:00:26.693	
3 -	57.961	<b>42.545</b>	<b>1:40.506 (1)</b>	<b>78.08</b>		<b>17:02:07.199</b>	
4 -	58.260	42.771	1:41.031 <b>(3)</b>	77.67	0.525	17:03:48.230	
5 -	58.319	42.723	1:41.042	77.67	0.536	17:05:29.272	
6 -	58.397	42.587	1:40.984 <b>(2)</b>	77.71	0.478	17:07:10.256	
7 -	58.342	43.586	1:41.928	76.99	1.422	17:08:52.184	

<b>P8</b>		<b>165 U</b>		<b>Richard BUTT</b>		Suzuki GSXR1000 - Michelle Harvey	
IDEAL LAP TIME : 1:40.237		BEST LAP TIME : 1:40.282		DIFFERENCE : 0.045			
LAP	SECTOR 1	SECTOR 2	LAP TIME	MPH	DIFF	TIME OF DAY	
1 -		43.192	1:48.861	72.09	8.579	16:58:47.912	
2 -	57.699	42.818	1:40.517 <b>(2)</b>	78.07	0.235	17:00:28.429	
3 -	<b>57.533</b>	43.143	1:40.676	77.95	0.394	17:02:09.105	
4 -	57.578	<b>42.704</b>	<b>1:40.282 (1)</b>	<b>78.25</b>		<b>17:03:49.387</b>	
5 -	57.799	42.743	1:40.542 <b>(3)</b>	78.05	0.260	17:05:29.929	
6 -	58.170	43.070	1:41.240	77.51	0.958	17:07:11.169	
7 -	57.558	43.767	1:41.325	77.45	1.043	17:08:52.494	

<b>P9</b>		<b>63 U</b>		<b>Matthew WREN</b>		Suzuki GSXR - TBR performance	
IDEAL LAP TIME : 1:39.854		BEST LAP TIME : 1:40.315		DIFFERENCE : 0.461			
LAP	SECTOR 1	SECTOR 2	LAP TIME	MPH	DIFF	TIME OF DAY	
1 -		50.899	1:54.840	68.33	14.525	16:58:53.891	
2 -	58.469	43.135	1:41.604	77.24	1.289	17:00:35.495	
3 -	58.809	42.687	1:41.496	77.32	1.181	17:02:16.991	
4 -	58.522	<b>42.274</b>	1:40.796 <b>(2)</b>	77.86	0.481	17:03:57.787	
5 -	<b>57.580</b>	43.964	1:41.544	77.28	1.229	17:05:39.331	
6 -	57.850	42.465	<b>1:40.315 (1)</b>	<b>78.23</b>		<b>17:07:19.646</b>	
7 -	58.247	43.100	1:41.347 <b>(3)</b>	77.43	1.032	17:09:00.993	

<b>P10</b>		<b>17 U</b>		<b>Jordan KILLWORTH</b>		Kawasaki ZX-10R - BK Racing / Rabbit	
IDEAL LAP TIME : 1:40.957		BEST LAP TIME : 1:41.423		DIFFERENCE : 0.466			
LAP	SECTOR 1	SECTOR 2	LAP TIME	MPH	DIFF	TIME OF DAY	
1 -		43.720	1:50.886	70.77	9.463	16:58:49.937	
2 -	59.412	<b>43.088</b>	1:42.500 <b>(3)</b>	76.56	1.077	17:00:32.437	
3 -	58.904	43.829	1:42.733	76.39	1.310	17:02:15.170	
4 -	57.925	43.748	1:41.673 <b>(2)</b>	77.18	0.250	17:03:56.843	
5 -	<b>57.869</b>	46.019	1:43.888	75.54	2.465	17:05:40.731	
6 -	58.062	43.361	<b>1:41.423 (1)</b>	<b>77.37</b>		<b>17:07:22.154</b>	
7 -	58.518	45.037	1:43.555	75.78	2.132	17:09:05.709	

# BMCR - MRO Championships 2022 - Rnd 5 @ Cadwell Park

## Thunderbike Ultra

### RACE 14 - SECTOR ANALYSIS



SECTOR 1 = FL to I1, SECTOR 2 = I1 to FL, DIFF = Difference To Personal Best Lap, P = Crossed Finish Line in Pit Lane, D = Time Disallowed

P11 999 U		Jack DWYER		Suzuki 1000 GSXR -		
IDEAL LAP TIME : 1:42.519		BEST LAP TIME : 1:42.519		DIFFERENCE : 0.000		
LAP	SECTOR 1	SECTOR 2	LAP TIME	MPH	DIFF	TIME OF DAY
1 -		43.525	1:50.145	71.25	7.626	16:58:49.196
2 -	<b>59.828</b>	<b>42.691</b>	<b>1:42.519 (1)</b>	<b>76.55</b>		<b>17:00:31.715</b>
3 -	1:00.373	43.072	1:43.445 (2)	75.86	0.926	17:02:15.160
4 -	1:00.552	43.022	1:43.574	75.77	1.055	17:03:58.734
5 -	1:02.171	43.713	1:45.884	74.11	3.365	17:05:44.618
6 -	1:00.236	43.258	1:43.494 (3)	75.83	0.975	17:07:28.112
7 -	59.919	43.623	1:43.542	75.79	1.023	17:09:11.654

P12 84 U		Ricardo BRANCO		Yamaha R1 - IMP Racing		
IDEAL LAP TIME : 1:43.824		BEST LAP TIME : 1:44.004		DIFFERENCE : 0.180		
LAP	SECTOR 1	SECTOR 2	LAP TIME	MPH	DIFF	TIME OF DAY
1 -		44.473	1:51.822	70.18	7.818	16:58:50.873
2 -	59.807	44.549	1:44.356	75.20	0.352	17:00:35.229
3 -	59.972	<b>44.032</b>	<b>1:44.004 (1)</b>	<b>75.45</b>		<b>17:02:19.233</b>
4 -	1:00.378	44.171	1:44.549	75.06	0.545	17:04:03.782
5 -	59.957	44.233	1:44.190	75.32	0.186	17:05:47.972
6 -	<b>59.792</b>	44.252	1:44.044 (2)	75.43	0.040	17:07:32.016
7 -	59.822	44.360	1:44.182 (3)	75.33	0.178	17:09:16.198

P13 4 U		Hayden KILLWORTH		Kawasaki ZX10R - Stacey Killworth & Alex Killworth		
IDEAL LAP TIME : 1:43.374		BEST LAP TIME : 1:43.577		DIFFERENCE : 0.203		
LAP	SECTOR 1	SECTOR 2	LAP TIME	MPH	DIFF	TIME OF DAY
1 -		44.181	1:53.186	69.33	9.609	16:58:52.237
2 -	59.797	44.416	1:44.213 (2)	75.30	0.636	17:00:36.450
3 -	59.828	<b>43.749</b>	<b>1:43.577 (1)</b>	<b>75.77</b>		<b>17:02:20.027</b>
4 -	1:00.246	44.396	1:44.642	74.99	1.065	17:04:04.669
5 -	59.760	44.521	1:44.281 (3)	75.25	0.704	17:05:48.950
6 -	1:00.415	44.209	1:44.624	75.01	1.047	17:07:33.574
7 -	<b>59.625</b>	44.789	1:44.414	75.16	0.837	17:09:17.988

P14 910 U		Michael JARVIS		Suzuki GSXR 1000 -		
IDEAL LAP TIME : 1:45.278		BEST LAP TIME : 1:45.364		DIFFERENCE : 0.086		
LAP	SECTOR 1	SECTOR 2	LAP TIME	MPH	DIFF	TIME OF DAY
1 -		45.895	1:56.708	67.24	11.344	16:58:55.759
2 -	1:02.416	45.873	1:48.289	72.47	2.925	17:00:44.048
3 -	1:02.509	46.079	1:48.588	72.27	3.224	17:02:32.636
4 -	1:01.857	44.521	1:46.378	73.77	1.014	17:04:19.014
5 -	1:01.223	<b>44.190</b>	1:45.413 (2)	74.45	0.049	17:06:04.427
6 -	<b>1:01.088</b>	44.276	<b>1:45.364 (1)</b>	<b>74.48</b>		<b>17:07:49.791</b>
7 -	1:01.269	44.722	1:45.991 (3)	74.04	0.627	17:09:35.782

P15 21 U		Danny BRENNAN		Suzuki GSXR 1000 -		
IDEAL LAP TIME : 1:48.373		BEST LAP TIME : 1:48.618		DIFFERENCE : 0.245		
LAP	SECTOR 1	SECTOR 2	LAP TIME	MPH	DIFF	TIME OF DAY
1 -		47.102	1:55.985	67.66	7.367	16:58:55.036
2 -	1:02.683	<b>45.935</b>	<b>1:48.618 (1)</b>	<b>72.25</b>		<b>17:00:43.654</b>
3 -	<b>1:02.438</b>	46.338	1:48.776 (2)	72.14	0.158	17:02:32.430
4 -	1:03.139	46.621	1:49.760	71.50	1.142	17:04:22.190
5 -	1:02.973	46.444	1:49.417 (3)	71.72	0.799	17:06:11.607
6 -	1:03.181	46.473	1:49.654	71.57	1.036	17:08:01.261
7 -	1:03.871	46.539	1:50.410	71.08	1.792	17:09:51.671

# BMCRC - MRO Championships 2022 - Rnd 5 @ Cadwell Park

## Thunderbike Ultra

### RACE 14 - SECTOR ANALYSIS



SECTOR 1 = FL to I1, SECTOR 2 = I1 to FL, DIFF = Difference To Personal Best Lap, P = Crossed Finish Line in Pit Lane, D = Time Disallowed

P16 103 U		Craig GOFFORD		Yamaha R1 4XV - Guardian warm roofs, Meala Racing Develop			
IDEAL LAP TIME : 1:48.141		BEST LAP TIME : 1:48.141		DIFFERENCE : 0.000			
LAP	SECTOR 1	SECTOR 2	LAP TIME	MPH	DIFF	TIME OF DAY	
1 -		46.924	1:58.913	65.99	10.772	16:58:57.964	
2 -	1:02.213	46.560	1:48.773	72.15	0.632	17:00:46.737	
3 -	1:02.229	46.270	1:48.499 (3)	72.33	0.358	17:02:35.236	
4 -	<b>1:02.138</b>	<b>46.003</b>	<b>1:48.141 (1)</b>	<b>72.57</b>		<b>17:04:23.377</b>	
5 -	1:03.386	46.737	1:50.123	71.26	1.982	17:06:13.500	
6 -	1:02.479	47.509	1:49.988	71.35	1.847	17:08:03.488	
7 -	1:02.253	46.155	1:48.408 (2)	72.39	0.267	17:09:51.896	

P17 888 U		Paul FAGG		Yamaha R1 4C8 -			
IDEAL LAP TIME : 1:48.544		BEST LAP TIME : 1:48.544		DIFFERENCE : 0.000			
LAP	SECTOR 1	SECTOR 2	LAP TIME	MPH	DIFF	TIME OF DAY	
1 -		45.768	1:57.436	66.82	8.892	16:58:56.487	
2 -	1:02.812	45.806	1:48.618 (2)	72.25	0.074	17:00:45.105	
3 -	<b>1:02.783</b>	<b>45.761</b>	<b>1:48.544 (1)</b>	<b>72.30</b>		<b>17:02:33.649</b>	
4 -	1:02.918	46.208	1:49.126 (3)	71.91	0.582	17:04:22.775	
5 -	1:03.692	46.302	1:49.994	71.34	1.450	17:06:12.769	
6 -	1:03.084	46.410	1:49.494	71.67	0.950	17:08:02.263	
7 -	1:04.728	45.966	1:50.694	70.89	2.150	17:09:52.957	

P18 334 U		Anthony BRANDISH		Suzuki GSXR 1000 - BW bespoke developments ltd			
IDEAL LAP TIME : 1:37.648		BEST LAP TIME : 1:38.236		DIFFERENCE : 0.588			
LAP	SECTOR 1	SECTOR 2	LAP TIME	MPH	DIFF	TIME OF DAY	
1 -		41.349	1:43.489	75.83	5.253	16:58:42.540	
2 -	56.793	41.721	1:38.514 (2)	79.66	0.278	17:00:21.054	
3 -	56.901	41.966	1:38.867	79.38	0.631	17:01:59.921	
4 -	57.726	41.462	1:39.188	79.12	0.952	17:03:39.109	
5 -	57.423	<b>41.190</b>	1:38.613 (3)	79.58	0.377	17:05:17.722	
6 -	56.792	41.444	<b>1:38.236 (1)</b>	<b>79.88</b>		<b>17:06:55.958</b>	

P19 19 U		Tyler DONOVAN		Kawasaki ZX10R -			
IDEAL LAP TIME : 1:40.163		BEST LAP TIME : 1:40.563		DIFFERENCE : 0.400			
LAP	SECTOR 1	SECTOR 2	LAP TIME	MPH	DIFF	TIME OF DAY	
1 -		43.685	1:47.835	72.77	7.272	16:58:46.886	
2 -	57.608	<b>42.955</b>	<b>1:40.563 (1)</b>	<b>78.04</b>		<b>17:00:27.449</b>	
3 -	57.423	43.228	1:40.651 (3)	77.97	0.088	17:02:08.100	
4 -	57.422	43.201	1:40.623 (2)	77.99	0.060	17:03:48.723	

# BMCRC - MRO Championships 2022 - Rnd 5 @ Cadwell Park

## Thunderbike Ultra

### RACE 14 - BEST SECTORS

SECTOR 1			SECTOR 2			IDEAL / BEST COMPARISON						
POS	NO	NAME	TIME	NO	NAME	TIME	POS	NO	NAME	IDEAL	BEST	DIFF
									<b>PERFECT LAP</b>	<b>1:36.924</b>		
1	275	WILBY	<b>55.994</b>	47	DANCE	<b>40.930</b>	1	275	WILBY	1:37.172	1:37.415	<b>0.243</b>
2	5	KILLWORTH	<b>56.302</b>	275	WILBY	<b>41.178</b>	2	47	DANCE	1:37.389	1:37.991	<b>0.602</b>
3	102	FEARN	<b>56.402</b>	334	BRANDISH	<b>41.190</b>	3	102	FEARN	1:37.613	1:37.921	<b>0.308</b>
4	334	BRANDISH	<b>56.458</b>	102	FEARN	<b>41.211</b>	4	334	BRANDISH	1:37.648	1:38.236	<b>0.588</b>
5	47	DANCE	<b>56.459</b>	5	KILLWORTH	<b>41.704</b>	5	5	KILLWORTH	1:38.006	1:38.132	<b>0.126</b>
6	19	DONOVAN	<b>57.208</b>	63	WREN	<b>42.274</b>	6	63	WREN	1:39.854	1:40.315	<b>0.461</b>
7	20	SWYER	<b>57.243</b>	7	JENKINS	<b>42.545</b>	7	20	SWYER	1:39.872	1:40.112	<b>0.240</b>
8	165	BUTT	<b>57.533</b>	20	SWYER	<b>42.629</b>	8	19	DONOVAN	1:40.163	1:40.563	<b>0.400</b>
9	63	WREN	<b>57.580</b>	999	DWYER	<b>42.691</b>	9	165	BUTT	1:40.237	1:40.282	<b>0.045</b>
10	7	JENKINS	<b>57.692</b>	165	BUTT	<b>42.704</b>	10	7	JENKINS	1:40.237	1:40.506	<b>0.269</b>
11	17	KILLWORTH	<b>57.869</b>	19	DONOVAN	<b>42.955</b>	11	17	KILLWORTH	1:40.957	1:41.423	<b>0.466</b>
12	4	KILLWORTH	<b>59.625</b>	17	KILLWORTH	<b>43.088</b>	12	999	DWYER	1:42.519	1:42.519	<b>0.000</b>
13	84	BRANCO	<b>59.792</b>	4	KILLWORTH	<b>43.749</b>	13	4	KILLWORTH	1:43.374	1:43.577	<b>0.203</b>
14	999	DWYER	<b>59.828</b>	84	BRANCO	<b>44.032</b>	14	84	BRANCO	1:43.824	1:44.004	<b>0.180</b>
15	910	JARVIS	<b>1:01.088</b>	910	JARVIS	<b>44.190</b>	15	910	JARVIS	1:45.278	1:45.364	<b>0.086</b>
16	103	GOFFORD	<b>1:02.138</b>	888	FAGG	<b>45.761</b>	16	103	GOFFORD	1:48.141	1:48.141	<b>0.000</b>
17	21	BRENNAN	<b>1:02.438</b>	21	BRENNAN	<b>45.935</b>	17	21	BRENNAN	1:48.373	1:48.618	<b>0.245</b>
18	888	FAGG	<b>1:02.783</b>	103	GOFFORD	<b>46.003</b>	18	888	FAGG	1:48.544	1:48.544	<b>0.000</b>
19							19	449	WALLINGTON		1:38.492	

# BMCRC - MRO Championships 2022 - Rnd 5 @ Cadwell Park

## Thunderbike Ultra

### RACE 14 - STATISTICS

<b>Competitors Started</b>	19
<b>Planned Start</b>	2022-06-25 @ 16:40:00.000
<b>Actual Start</b>	2022-06-25 @ 16:56:59.050
<b>Finish Time</b>	2022-06-25 @ 17:08:33.351
<b>Track Length</b>	2.1800mi.
<b>Total Laps</b>	129
<b>Total Distance Covered</b>	281.2224mi.

#### Session Fastest Lap History

NO	NAME	LAP TIME	TIME OF DAY	LAP	VEHICLE
275	Mark WILBY	1:37.415	17:00:19.028	2	Suzuki GSXR1000

#### Session Leader History

NO	NAME	FROM LAP	LAPS LED	DISTANCE	VEHICLE
275	Mark WILBY	1	7	15.26 miles	Suzuki GSXR1000


#### Flag History

TYPE	TIME OF DAY
GREEN	16:56:59.050
FINISH	17:08:33.351

#### Flag Statistics

TYPE	COUNT	TOTAL LAPS	TOTAL TIME
Green	1	7	13:00.880
Red	0	0	0.000
Safety Car	0	0	0.000
FCY	0	0	0.000

# BMCRC - MRO Championships 2022 - Rnd 5 @ Cadwell Park



## Thunderbike Ultra

### RACE 4 - GRID (9 Laps)

ROW 7	19	1:48.618	21	Danny BRENNAN	20	8	Dave SAUNDERS							
ROW 6			16	1:45.364	910	Michael JARVIS	17	1:48.141	103	Craig GOFFORD	18	1:48.544	888	Paul FAGG
ROW 5	13	1:42.519	999	Jack DWYER	14	1:43.577	4	Hayden KILLWORTH	15	1:44.004	84	Ricardo BRANCO		
ROW 4			10	1:40.506	7	Seb JENKINS	11	1:40.563	19	Tyler DONOVAN	12	1:41.423	17	Jordan KILLWORTH
ROW 3	7	1:40.112	20	Connor SWYER	8	1:40.282	165	Richard BUTT	9	1:40.315	63	Matthew WREN		
ROW 2			4	1:38.132	5	Stacey KILLWORTH	5	1:38.236	334	Anthony BRANDISH	6	1:38.492	449	Luke WALLINGTON
ROW 1	1	1:37.415	275	Mark WILBY	2	1:37.921	102	James FEARN	3	1:37.991	47	Daryl DANCE		
<b>Pole</b>														

Cadwell Park: 2.1800 miles

These results are provisional until the conclusion of any judicial and technical matters.

Clerk Of Course :	Stewards :	Timekeeper : Sarah Evans

Results can be found at [www.tsl-timing.com](http://www.tsl-timing.com)

Printed - 17:22 Saturday, 25 June 2022





# BMCRC - MRO Championships 2022 - Rnd 5 @ Cadwell Park



## Thunderbike Ultra

### RACE 4 - CLASSIFICATION

POS	NO	NAME	ENTRY	LAPS	TIME	GAP	DIFF	MPH	BEST	ON
1	275	Mark WILBY	Suzuki GSXR1000 - Jacobs Cream Crackers	8	12:59.532			80.54	1:35.678	2
2	5	Stacey KILLWORTH	Suzuki GSXR 1000 - Greenplant/Everns	8	13:12.422	12.890	12.890	79.23	1:37.210	6
3	102	James FEARN	Suzuki GSXR1000 - Jwf tiling, palmer race skool, tr	8	13:14.788	15.256	2.366	78.99	1:37.382	6
4	449	Luke WALLINGTON	Yamaha R1 4C8 - BW Bespoke Developments Ltd	8	13:16.593	17.061	1.805	78.81	1:38.477	8
5	7	Seb JENKINS	Suzuki GSX-R 1000 - Long hours and hard graft	8	13:17.414	17.882	0.821	78.73	1:38.212	8
6	63	Matthew WREN	Suzuki GSXR - TBR performance	8	13:27.285	27.753	9.871	77.77	1:38.738	2
7	20	Connor SWYER	Suzuki GSXR 1000 K6 - WSC Performace & lleithyr	8	13:28.282	28.750	0.997	77.67	1:38.902	5
8	17	Jordan KILLWORTH	Kawasaki ZX-10R - BK Racing / Rabbit	8	13:41.621	42.089	13.339	76.41	1:40.581	2
9	999	Jack DWYER	Suzuki 1000 GSXR -	8	13:42.425	42.893	0.804	76.34	1:40.750	4
10	4	Hayden KILLWORTH	Kawasaki ZX10R - Stacey Killworth & Alex Killwort	8	13:57.805	58.273	15.380	74.93	1:42.647	7
11	84	Ricardo BRANCO	Yamaha R1 - IMP Racing	8	14:02.043	1:02.511	4.238	74.56	1:43.701	3
12	334	Anthony BRANDISH	Suzuki GSXR 1000 - BW bespoke developments ltr	8	14:04.184	1:04.652	2.141	74.37	1:43.401	2
13	910	Michael JARVIS	Suzuki GSXR 1000 -	8	14:11.098	1:11.566	6.914	73.76	1:43.942	7
14	888	Paul FAGG	Yamaha R1 4C8 -	8	14:38.957	1:39.425	27.859	71.43	1:47.202	6
15	103	Craig GOFFORD	Yamaha R1 4XV - Guardian warm roofs, Meala Rac	8	14:39.609	1:40.077	0.652	71.37	1:47.459	8

#### NOT CLASSIFIED

DNF	47	Daryl DANCE	Yamaha YZF R1 - 2 brothers scaffolding	3	5:03.158	5 Laps	5 Laps	77.66	1:38.972	2
DNF	21*	Danny BRENNAN	Suzuki GSXR 1000 -	2	3:53.859	6 Laps	1 Lap	67.11	1:47.838	2
DNF	165	Richard BUTT	Suzuki GSXR1000 - Michelle Harvey	0						

#### FASTEST LAP

	275	Mark WILBY	Suzuki GSXR1000 - Jacobs Cream Crackers	2	1:35.678		82.02 mph		132.00 kph	
--	-----	------------	---	---	----------	--	-----------	--	------------	--

Bike #21 - 10 second penalty - Jump start  
92.5% of Race Speed = 74.49 mph

Weather / Track : Sunny / Dry

These results are provisional until the conclusion of any judicial and technical matters.

Race Distance: 8 Laps / 17.44 miles  
Cadwell Park: 2.1800 miles  
Date: 26/06/2022 Start: 10:50 Finish: 11:03

Clerk Of Course :	Stewards :	Timekeeper : Sarah Evans
-------------------	------------	--------------------------

Results can be found at [www.tsl-timing.com](http://www.tsl-timing.com)

Printed - 11:06 Sunday, 26 June 2022



# BMCRRC - MRO Championships 2022 - Rnd 5 @ Cadwell Park

## Thunderbike Ultra

### RACE 4 - LAP CHART

LAP 1 @ 10:52:13.966		
NO	BEHIND	LAP TIME

275		1:41.594
449	1.905	1:43.499
47	1.938	1:43.532
102	3.280	1:44.874
63	4.076	1:45.670
5	4.264	1:45.858
7	4.850	1:46.444
17	6.414	1:48.008
20	7.491	1:49.085
334	8.612	1:50.206
999	8.864	1:50.458
84	9.824	1:51.418
4	11.481	1:53.075
888	13.189	1:54.783
910	13.797	1:55.391
21	14.427	1:56.021
103	15.922	1:57.516

LAP 2 @ 10:53:49.644		
NO	BEHIND	LAP TIME

275		1:35.678
47	5.232	1:38.972
449	5.948	1:39.721
102	6.718	1:39.116
63	7.136	1:38.738
5	7.306	1:38.720
7	9.214	1:40.042
17	11.317	1:40.581
20	11.617	1:39.804
334	16.335	1:43.401
999	16.522	1:43.336
84	18.456	1:44.310
4	19.679	1:43.876
888	25.388	1:47.877
910	25.843	1:47.724
21	26.587	1:47.838
103	28.221	1:47.977

LAP 3 @ 10:55:25.563		
NO	BEHIND	LAP TIME

275		1:35.919
449	8.710	1:38.681
47	9.967	1:40.654
5	10.203	1:38.816
102	10.488	1:39.689
63	11.242	1:40.025
7	11.830	1:38.535
20	14.879	1:39.181
17	17.276	1:41.878
999	23.233	1:42.630
334	25.347	1:44.931
84	26.238	1:43.701
4	27.165	1:43.405
910	34.457	1:44.533
888	42.867	1:53.398
103	44.837	1:52.535

LAP 4 @ 10:57:02.253		
NO	BEHIND	LAP TIME

275		1:36.690
449	11.742	1:39.722

5	11.874	1:38.361
102	12.710	1:38.912
7	14.056	1:38.916
63	14.665	1:40.113
20	18.203	1:40.014
17	22.866	1:42.280
999	27.293	1:40.750
334	33.637	1:44.980
84	33.884	1:44.336
4	34.384	1:43.909
910	42.961	1:45.194
888	56.475	1:50.298
103	57.317	1:49.170

LAP 5 @ 10:58:40.022		
NO	BEHIND	LAP TIME

275		1:37.769
5	12.434	1:38.329
449	12.881	1:38.908
102	12.981	1:38.040
7	14.550	1:38.263
63	16.656	1:39.760
20	19.336	1:38.902
17	27.768	1:42.671
999	30.653	1:41.129
334	40.367	1:44.499
4	40.822	1:44.207
84	41.103	1:44.988
910	50.562	1:45.370
888	1:08.157	1:49.451
103	1:08.882	1:49.334

LAP 6 @ 11:00:17.118		
NO	BEHIND	LAP TIME

275		1:37.096
5	12.548	1:37.210
102	13.267	1:37.382
449	14.762	1:38.977
7	15.830	1:38.376
63	19.307	1:39.747
20	22.099	1:39.859
17	32.948	1:42.276
999	34.346	1:40.789
4	46.712	1:42.986
334	48.530	1:45.259
84	48.767	1:44.760
910	58.033	1:44.567
888	1:18.263	1:47.202
103	1:19.395	1:47.609

LAP 7 @ 11:01:54.212		
NO	BEHIND	LAP TIME

275		1:37.094
5	12.715	1:37.261
102	14.157	1:37.984
449	16.276	1:38.608
7	17.362	1:38.626
63	23.285	1:41.072
20	25.902	1:40.897
17	37.645	1:41.791
999	38.685	1:41.433
4	52.265	1:42.647
84	56.236	1:44.563
334	56.494	1:45.058

910	1:04.881	1:43.942
888	1:29.572	1:48.403
103	1:30.310	1:48.009

LAP 8 @ 11:03:31.904		
NO	BEHIND	LAP TIME

275		1:37.692
5	12.890	1:37.867
102	15.256	1:38.791
449	17.061	1:38.477
7	17.882	1:38.212
63	27.753	1:42.160
20	28.750	1:40.540
17	42.089	1:42.136
999	42.893	1:41.900
4	58.273	1:43.700
84	1:02.511	1:43.967
334	1:04.652	1:45.850
910	1:11.566	1:44.377
888	1:39.425	1:47.545
103	1:40.077	1:47.459

# BMCR - MRO Championships 2022 - Rnd 5 @ Cadwell Park

## Thunderbike Ultra

### RACE 4 - SECTOR ANALYSIS



SECTOR 1 = FL to I1, SECTOR 2 = I1 to FL, DIFF = Difference To Personal Best Lap, P = Crossed Finish Line in Pit Lane, D = Time Disallowed

P1		275 U		Mark WILBY		Suzuki GSXR1000 - Jacobs Cream Crackers	
IDEAL LAP TIME : 1:35.654		BEST LAP TIME : 1:35.678		DIFFERENCE : 0.024			
LAP	SECTOR 1	SECTOR 2	LAP TIME	MPH	DIFF	TIME OF DAY	
1 -		41.194	1:41.594	77.24	5.916	10:52:13.966	
2 -	<b>55.286</b>	40.392	<b>1:35.678 (1)</b>	<b>82.02</b>		<b>10:53:49.644</b>	
3 -	55.551	<b>40.368</b>	1:35.919 (2)	81.81	0.241	10:55:25.563	
4 -	55.740	40.950	1:36.690 (3)	81.16	1.012	10:57:02.253	
5 -	56.495	41.274	1:37.769	80.27	2.091	10:58:40.022	
6 -	56.115	40.981	1:37.096	80.82	1.418	11:00:17.118	
7 -	56.306	40.788	1:37.094	80.82	1.416	11:01:54.212	
8 -	56.347	41.345	1:37.692	80.33	2.014	11:03:31.904	

P2		5 U		Stacey KILLWORTH		Suzuki GSXR 1000 - Greenplant/Everns	
IDEAL LAP TIME : 1:37.150		BEST LAP TIME : 1:37.210		DIFFERENCE : 0.060			
LAP	SECTOR 1	SECTOR 2	LAP TIME	MPH	DIFF	TIME OF DAY	
1 -		42.089	1:45.858	74.13	8.648	10:52:18.230	
2 -	57.091	41.629	1:38.720	79.49	1.510	10:53:56.950	
3 -	56.946	41.870	1:38.816	79.42	1.606	10:55:35.766	
4 -	56.698	41.663	1:38.361	79.78	1.151	10:57:14.127	
5 -	56.950	41.379	1:38.329	79.81	1.119	10:58:52.456	
6 -	56.027	<b>41.183</b>	<b>1:37.210 (1)</b>	<b>80.73</b>		<b>11:00:29.666</b>	
7 -	<b>55.967</b>	41.294	1:37.261 (2)	80.69	0.051	11:02:06.927	
8 -	56.497	41.370	1:37.867 (3)	80.19	0.657	11:03:44.794	

P3		102 U		James FEARN		Suzuki GSXR1000 - Jwf tiling, palmer race skool, the factory	
IDEAL LAP TIME : 1:37.339		BEST LAP TIME : 1:37.382		DIFFERENCE : 0.043			
LAP	SECTOR 1	SECTOR 2	LAP TIME	MPH	DIFF	TIME OF DAY	
1 -		41.731	1:44.874	74.83	7.492	10:52:17.246	
2 -	57.393	41.723	1:39.116	79.18	1.734	10:53:56.362	
3 -	57.638	42.051	1:39.689	78.72	2.307	10:55:36.051	
4 -	57.507	41.405	1:38.912	79.34	1.530	10:57:14.963	
5 -	57.087	<b>40.953</b>	1:38.040 (3)	80.04	0.658	10:58:53.003	
6 -	<b>56.386</b>	40.996	<b>1:37.382 (1)</b>	<b>80.59</b>		<b>11:00:30.385</b>	
7 -	56.586	41.398	1:37.984 (2)	80.09	0.602	11:02:08.369	
8 -	57.289	41.502	1:38.791	79.44	1.409	11:03:47.160	

P4		449 U		Luke WALLINGTON		Yamaha R1 4C8 - BW Bespoke Developments Ltd	
IDEAL LAP TIME : 1:37.877		BEST LAP TIME : 1:38.477		DIFFERENCE : 0.600			
LAP	SECTOR 1	SECTOR 2	LAP TIME	MPH	DIFF	TIME OF DAY	
1 -		41.484	1:43.499	75.82	5.022	10:52:15.871	
2 -	57.140	42.581	1:39.721	78.70	1.244	10:53:55.592	
3 -	57.074	41.607	1:38.681 (3)	79.52	0.204	10:55:34.273	
4 -	57.973	41.749	1:39.722	78.69	1.245	10:57:13.995	
5 -	57.314	41.594	1:38.908	79.34	0.431	10:58:52.903	
6 -	57.060	41.917	1:38.977	79.29	0.500	11:00:31.880	
7 -	57.266	<b>41.342</b>	1:38.608 (2)	79.58	0.131	11:02:10.488	
8 -	<b>56.535</b>	41.942	<b>1:38.477 (1)</b>	<b>79.69</b>		<b>11:03:48.965</b>	

P5		7 U		Seb JENKINS		Suzuki GSX-R 1000 - Long hours and hard graft	
IDEAL LAP TIME : 1:37.809		BEST LAP TIME : 1:38.212		DIFFERENCE : 0.403			
LAP	SECTOR 1	SECTOR 2	LAP TIME	MPH	DIFF	TIME OF DAY	
1 -		42.282	1:46.444	73.72	8.232	10:52:18.816	
2 -	57.240	42.802	1:40.042	78.44	1.830	10:53:58.858	
3 -	56.291	42.244	1:38.535	79.64	0.323	10:55:37.393	
4 -	56.718	42.198	1:38.916	79.34	0.704	10:57:16.309	
5 -	56.507	<b>41.756</b>	1:38.263 (2)	79.86	0.051	10:58:54.572	
6 -	56.400	41.976	1:38.376 (3)	79.77	0.164	11:00:32.948	
7 -	56.424	42.202	1:38.626	79.57	0.414	11:02:11.574	
8 -	<b>56.053</b>	42.159	<b>1:38.212 (1)</b>	<b>79.90</b>		<b>11:03:49.786</b>	

# BMCR - MRO Championships 2022 - Rnd 5 @ Cadwell Park

## Thunderbike Ultra

### RACE 4 - SECTOR ANALYSIS



SECTOR 1 = FL to I1, SECTOR 2 = I1 to FL, DIFF = Difference To Personal Best Lap, P = Crossed Finish Line in Pit Lane, D = Time Disallowed

P6 63 U Matthew WREN		Suzuki GSXR - TBR performance				
IDEAL LAP TIME : 1:38.738		BEST LAP TIME : 1:38.738		DIFFERENCE : 0.000		
LAP	SECTOR 1	SECTOR 2	LAP TIME	MPH	DIFF	TIME OF DAY
1 -		42.289	1:45.670	74.26	6.932	10:52:18.042
2 -	<b>57.056</b>	<b>41.682</b>	<b>1:38.738 (1)</b>	<b>79.48</b>		<b>10:53:56.780</b>
3 -	57.579	42.446	1:40.025	78.46	1.287	10:55:36.805
4 -	57.746	42.367	1:40.113	78.39	1.375	10:57:16.918
5 -	57.728	42.032	1:39.760 (3)	78.66	1.022	10:58:56.678
6 -	57.442	42.305	1:39.747 (2)	78.67	1.009	11:00:36.425
7 -	58.216	42.856	1:41.072	77.64	2.334	11:02:17.497
8 -	59.555	42.605	1:42.160	76.82	3.422	11:03:59.657

P7 20 U Connor SWYER		Suzuki GSXR 1000 K6 - WSC Performace & lleithyr farm				
IDEAL LAP TIME : 1:38.696		BEST LAP TIME : 1:38.902		DIFFERENCE : 0.206		
LAP	SECTOR 1	SECTOR 2	LAP TIME	MPH	DIFF	TIME OF DAY
1 -		43.011	1:49.085	71.94	10.183	10:52:21.457
2 -	57.190	42.614	1:39.804 (3)	78.63	0.902	10:54:01.261
3 -	57.083	<b>42.098</b>	1:39.181 (2)	79.12	0.279	10:55:40.442
4 -	57.449	42.565	1:40.014	78.46	1.112	10:57:20.456
5 -	<b>56.598</b>	42.304	<b>1:38.902 (1)</b>	<b>79.35</b>		<b>10:58:59.358</b>
6 -	56.897	42.962	1:39.859	78.59	0.957	11:00:39.217
7 -	57.659	43.238	1:40.897	77.78	1.995	11:02:20.114
8 -	57.804	42.736	1:40.540	78.05	1.638	11:04:00.654

P8 17 U Jordan KILLWORTH		Kawasaki ZX-10R - BK Racing / Rabbit				
IDEAL LAP TIME : 1:40.118		BEST LAP TIME : 1:40.581		DIFFERENCE : 0.463		
LAP	SECTOR 1	SECTOR 2	LAP TIME	MPH	DIFF	TIME OF DAY
1 -		<b>42.859</b>	1:48.008	72.66	7.427	10:52:20.380
2 -	<b>57.259</b>	43.322	<b>1:40.581 (1)</b>	<b>78.02</b>		<b>10:54:00.961</b>
3 -	58.486	43.392	1:41.878 (3)	77.03	1.297	10:55:42.839
4 -	58.564	43.716	1:42.280	76.73	1.699	10:57:25.119
5 -	58.809	43.862	1:42.671	76.43	2.090	10:59:07.790
6 -	58.221	44.055	1:42.276	76.73	1.695	11:00:50.066
7 -	58.206	43.585	1:41.791 (2)	77.09	1.210	11:02:31.857
8 -	58.035	44.101	1:42.136	76.83	1.555	11:04:13.993

P9 999 U Jack DWYER		Suzuki 1000 GSXR -				
IDEAL LAP TIME : 1:40.734		BEST LAP TIME : 1:40.750		DIFFERENCE : 0.016		
LAP	SECTOR 1	SECTOR 2	LAP TIME	MPH	DIFF	TIME OF DAY
1 -		43.729	1:50.458	71.04	9.708	10:52:22.830
2 -	59.413	43.923	1:43.336	75.94	2.586	10:54:06.166
3 -	59.506	43.124	1:42.630	76.46	1.880	10:55:48.796
4 -	58.601	<b>42.149</b>	<b>1:40.750 (1)</b>	<b>77.89</b>		<b>10:57:29.546</b>
5 -	58.852	42.277	1:41.129 (3)	77.60	0.379	10:59:10.675
6 -	<b>58.585</b>	42.204	1:40.789 (2)	77.86	0.039	11:00:51.464
7 -	58.929	42.504	1:41.433	77.37	0.683	11:02:32.897
8 -	58.871	43.029	1:41.900	77.01	1.150	11:04:14.797

P10 4 U Hayden KILLWORTH		Kawasaki ZX10R - Stacey Killworth & Alex Killworth				
IDEAL LAP TIME : 1:42.622		BEST LAP TIME : 1:42.647		DIFFERENCE : 0.025		
LAP	SECTOR 1	SECTOR 2	LAP TIME	MPH	DIFF	TIME OF DAY
1 -		44.023	1:53.075	69.40	10.428	10:52:25.447
2 -	59.723	44.153	1:43.876	75.55	1.229	10:54:09.323
3 -	59.783	43.622	1:43.405 (3)	75.89	0.758	10:55:52.728
4 -	<b>59.289</b>	44.620	1:43.909	75.52	1.262	10:57:36.637
5 -	1:00.149	44.058	1:44.207	75.31	1.560	10:59:20.844
6 -	59.367	43.619	1:42.986 (2)	76.20	0.339	11:01:03.830
7 -	59.314	<b>43.333</b>	<b>1:42.647 (1)</b>	<b>76.45</b>		<b>11:02:46.477</b>
8 -	59.757	43.943	1:43.700	75.68	1.053	11:04:30.177

# BMCRC - MRO Championships 2022 - Rnd 5 @ Cadwell Park

## Thunderbike Ultra

### RACE 4 - SECTOR ANALYSIS



SECTOR 1 = FL to I1, SECTOR 2 = I1 to FL, DIFF = Difference To Personal Best Lap, P = Crossed Finish Line in Pit Lane, D = Time Disallowed

P11 84 U		Ricardo BRANCO		Yamaha R1 - IMP Racing			
IDEAL LAP TIME : 1:43.701		BEST LAP TIME : 1:43.701		DIFFERENCE : 0.000			
LAP	SECTOR 1	SECTOR 2	LAP TIME	MPH	DIFF	TIME OF DAY	
1 -		44.412	1:51.418	70.43	7.717	10:52:23.790	
2 -	59.883	44.427	1:44.310 (3)	75.23	0.609	10:54:08.100	
3 -	<b>59.444</b>	<b>44.257</b>	<b>1:43.701 (1)</b>	<b>75.67</b>		<b>10:55:51.801</b>	
4 -	59.956	44.380	1:44.336	75.21	0.635	10:57:36.137	
5 -	1:00.681	44.307	1:44.988	74.75	1.287	10:59:21.125	
6 -	59.858	44.902	1:44.760	74.91	1.059	11:01:05.885	
7 -	1:00.003	44.560	1:44.563	75.05	0.862	11:02:50.448	
8 -	59.564	44.403	1:43.967 (2)	75.48	0.266	11:04:34.415	

P12 334 U		Anthony BRANDISH		Suzuki GSXR 1000 - BW bespoke developments ltd			
IDEAL LAP TIME : 1:42.985		BEST LAP TIME : 1:43.401		DIFFERENCE : 0.416			
LAP	SECTOR 1	SECTOR 2	LAP TIME	MPH	DIFF	TIME OF DAY	
1 -		<b>43.753</b>	1:50.206	71.21	6.805	10:52:22.578	
2 -	<b>59.232</b>	44.169	<b>1:43.401 (1)</b>	<b>75.89</b>		<b>10:54:05.979</b>	
3 -	59.341	45.590	1:44.931 (3)	74.79	1.530	10:55:50.910	
4 -	1:00.620	44.360	1:44.980	74.75	1.579	10:57:35.890	
5 -	1:00.538	43.961	1:44.499 (2)	75.10	1.098	10:59:20.389	
6 -	1:00.185	45.074	1:45.259	74.55	1.858	11:01:05.648	
7 -	59.922	45.136	1:45.058	74.70	1.657	11:02:50.706	
8 -	1:00.934	44.916	1:45.850	74.14	2.449	11:04:36.556	

P13 910 U		Michael JARVIS		Suzuki GSXR 1000 -			
IDEAL LAP TIME : 1:43.851		BEST LAP TIME : 1:43.942		DIFFERENCE : 0.091			
LAP	SECTOR 1	SECTOR 2	LAP TIME	MPH	DIFF	TIME OF DAY	
1 -		45.411	1:55.391	68.01	11.449	10:52:27.763	
2 -	1:01.896	45.828	1:47.724	72.85	3.782	10:54:15.487	
3 -	1:00.756	43.777	1:44.533 (3)	75.07	0.591	10:56:00.020	
4 -	1:00.854	44.340	1:45.194	74.60	1.252	10:57:45.214	
5 -	1:00.623	44.747	1:45.370	74.48	1.428	10:59:30.584	
6 -	1:00.515	44.052	1:44.567	75.05	0.625	11:01:15.151	
7 -	1:00.242	<b>43.700</b>	<b>1:43.942 (1)</b>	<b>75.50</b>		<b>11:02:59.093</b>	
8 -	<b>1:00.151</b>	44.226	1:44.377 (2)	75.18	0.435	11:04:43.470	

P14 888 U		Paul FAGG		Yamaha R1 4C8 -			
IDEAL LAP TIME : 1:46.640		BEST LAP TIME : 1:47.202		DIFFERENCE : 0.562			
LAP	SECTOR 1	SECTOR 2	LAP TIME	MPH	DIFF	TIME OF DAY	
1 -		45.138	1:54.783	68.37	7.581	10:52:27.155	
2 -	1:02.259	45.618	1:47.877 (3)	72.75	0.675	10:54:15.032	
3 -	1:03.955	49.443	1:53.398	69.20	6.196	10:56:08.430	
4 -	1:03.855	46.443	1:50.298	71.15	3.096	10:57:58.728	
5 -	1:03.283	46.168	1:49.451	71.70	2.249	10:59:48.179	
6 -	1:02.186	<b>45.016</b>	<b>1:47.202 (1)</b>	<b>73.20</b>		<b>11:01:35.381</b>	
7 -	1:02.715	45.688	1:48.403	72.39	1.201	11:03:23.784	
8 -	<b>1:01.624</b>	45.921	1:47.545 (2)	72.97	0.343	11:05:11.329	

P15 103 U		Craig GOFFORD		Yamaha R1 4XV - Guardian warm roofs, Meala Racing Develop			
IDEAL LAP TIME : 1:46.679		BEST LAP TIME : 1:47.459		DIFFERENCE : 0.780			
LAP	SECTOR 1	SECTOR 2	LAP TIME	MPH	DIFF	TIME OF DAY	
1 -		46.304	1:57.516	66.78	10.057	10:52:29.888	
2 -	1:02.372	<b>45.605</b>	1:47.977 (3)	72.68	0.518	10:54:17.865	
3 -	1:03.229	49.306	1:52.535	69.73	5.076	10:56:10.400	
4 -	1:02.911	46.259	1:49.170	71.88	1.711	10:57:59.570	
5 -	1:02.693	46.641	1:49.334	71.78	1.875	10:59:48.904	
6 -	1:01.635	45.974	1:47.609 (2)	72.93	0.150	11:01:36.513	
7 -	1:02.064	45.945	1:48.009	72.66	0.550	11:03:24.522	
8 -	<b>1:01.074</b>	46.385	<b>1:47.459 (1)</b>	<b>73.03</b>		<b>11:05:11.981</b>	

# BMCRC - MRO Championships 2022 - Rnd 5 @ Cadwell Park

## Thunderbike Ultra

### RACE 4 - SECTOR ANALYSIS



SECTOR 1 = FL to I1, SECTOR 2 = I1 to FL, DIFF = Difference To Personal Best Lap, P = Crossed Finish Line in Pit Lane, D = Time Disallowed

<b>P16 47 U Daryl DANCE</b>		Yamaha YZF R1 - 2 brothers scaffolding				
IDEAL LAP TIME : 1:38.034		BEST LAP TIME : 1:38.972		DIFFERENCE : 0.938		
LAP	SECTOR 1	SECTOR 2	LAP TIME	MPH	DIFF	TIME OF DAY
1 -		<b>41.163</b>	1:43.532	75.80	4.560	10:52:15.904
2 -	<b>56.871</b>	42.101	<b>1:38.972 (1)</b>	<b>79.29</b>		<b>10:53:54.876</b>
3 -	58.384	42.270	1:40.654 (2)	77.97	1.682	10:55:35.530

<b>P17 21 U Danny BRENNAN</b>		Suzuki GSXR 1000 -				
IDEAL LAP TIME : 1:46.948		BEST LAP TIME : 1:47.838		DIFFERENCE : 0.890		
LAP	SECTOR 1	SECTOR 2	LAP TIME	MPH	DIFF	TIME OF DAY
1 -		<b>45.315</b>	1:56.021	67.64	8.183	10:52:28.393
2 -	<b>1:01.633</b>	46.205	<b>1:47.838 (1)</b>	<b>72.77</b>		<b>10:54:16.231</b>

# BMCRC - MRO Championships 2022 - Rnd 5 @ Cadwell Park

## Thunderbike Ultra

### RACE 4 - BEST SECTORS

SECTOR 1			SECTOR 2			IDEAL / BEST COMPARISON						
POS	NO	NAME	TIME	NO	NAME	TIME	POS	NO	NAME	IDEAL	BEST	DIFF
									<b>PERFECT LAP</b>	<b>1:35.654</b>		
1	275	WILBY	<b>55.286</b>	275	WILBY	<b>40.368</b>	1	275	WILBY	1:35.654	1:35.678	<b>0.024</b>
2	5	KILLWORTH	<b>55.967</b>	102	FEARN	<b>40.953</b>	2	5	KILLWORTH	1:37.150	1:37.210	<b>0.060</b>
3	7	JENKINS	<b>56.053</b>	47	DANCE	<b>41.163</b>	3	102	FEARN	1:37.339	1:37.382	<b>0.043</b>
4	102	FEARN	<b>56.386</b>	5	KILLWORTH	<b>41.183</b>	4	7	JENKINS	1:37.809	1:38.212	<b>0.403</b>
5	449	WALLINGTON	<b>56.535</b>	449	WALLINGTON	<b>41.342</b>	5	449	WALLINGTON	1:37.877	1:38.477	<b>0.600</b>
6	20	SWYER	<b>56.598</b>	63	WREN	<b>41.682</b>	6	47	DANCE	1:38.034	1:38.972	<b>0.938</b>
7	47	DANCE	<b>56.871</b>	7	JENKINS	<b>41.756</b>	7	20	SWYER	1:38.696	1:38.902	<b>0.206</b>
8	63	WREN	<b>57.056</b>	20	SWYER	<b>42.098</b>	8	63	WREN	1:38.738	1:38.738	<b>0.000</b>
9	17	KILLWORTH	<b>57.259</b>	999	DWYER	<b>42.149</b>	9	17	KILLWORTH	1:40.118	1:40.581	<b>0.463</b>
10	999	DWYER	<b>58.585</b>	17	KILLWORTH	<b>42.859</b>	10	999	DWYER	1:40.734	1:40.750	<b>0.016</b>
11	334	BRANDISH	<b>59.232</b>	4	KILLWORTH	<b>43.333</b>	11	4	KILLWORTH	1:42.622	1:42.647	<b>0.025</b>
12	4	KILLWORTH	<b>59.289</b>	910	JARVIS	<b>43.700</b>	12	334	BRANDISH	1:42.985	1:43.401	<b>0.416</b>
13	84	BRANCO	<b>59.444</b>	334	BRANDISH	<b>43.753</b>	13	84	BRANCO	1:43.701	1:43.701	<b>0.000</b>
14	910	JARVIS	<b>1:00.151</b>	84	BRANCO	<b>44.257</b>	14	910	JARVIS	1:43.851	1:43.942	<b>0.091</b>
15	103	GOFFORD	<b>1:01.074</b>	888	FAGG	<b>45.016</b>	15	888	FAGG	1:46.640	1:47.202	<b>0.562</b>
16	888	FAGG	<b>1:01.624</b>	21	BRENNAN	<b>45.315</b>	16	103	GOFFORD	1:46.679	1:47.459	<b>0.780</b>
17	21	BRENNAN	<b>1:01.633</b>	103	GOFFORD	<b>45.605</b>	17	21	BRENNAN	1:46.948	1:47.838	<b>0.890</b>
18												

# BMCRC - MRO Championships 2022 - Rnd 5 @ Cadwell Park

## Thunderbike Ultra

### RACE 4 - STATISTICS

**Competitors Started** 17  
**Planned Start** 2022-06-26 @ 10:30:00.000  
**Actual Start** 2022-06-26 @ 10:50:32.371  
**Finish Time** 2022-06-26 @ 11:03:31.903  
**Track Length** 2.1800mi.  
**Total Laps** 125  
**Total Distance Covered** 272.5023mi.

#### Session Fastest Lap History

NO	NAME	LAP TIME	TIME OF DAY	LAP	VEHICLE
275	Mark WILBY	1:35.678	10:53:49.658	2	Suzuki GSXR1000

#### Session Leader History

NO	NAME	FROM LAP	LAPS LED	DISTANCE	VEHICLE
275	Mark WILBY	1	8	17.44 miles	Suzuki GSXR1000

#### Flag History

TYPE	TIME OF DAY
GREEN	10:50:32.371
FINISH	11:03:31.903

#### Flag Statistics

TYPE	COUNT	TOTAL LAPS	TOTAL TIME
Green	1	8	14:42.578
Red	0	0	0.000
Safety Car	0	0	0.000
FCY	0	0	0.000



# BMCRC - MRO Championships 2022 - Rnd 5 @ Cadwell Park



## Thunderbike Ultra

### RACE 14 - GRID (8 Laps)

ROW 7	19	1:47.838	21	Danny BRENNAN	20	8	Dave SAUNDERS							
ROW 6			16	1:47.202	888	Paul FAGG	17	19	Tyler DONOVAN	18	1:47.459	103	Craig GOFFORD	
ROW 5	13	1:43.701	84	Ricardo BRANCO	14	1:43.942	165	Richard BUTT	15	910	Michael JARVIS			
ROW 4			10	1:40.750	999	Jack DWYER	11	1:42.647	4	Hayden KILLWORTH	12	1:43.401	334	Anthony BRANDISH
ROW 3	7	1:38.902	20	Connor SWYER	8	1:38.972	47	Daryl DANCE	9	1:40.581	17	Jordan KILLWORTH		
ROW 2			4	1:38.212	7	Seb JENKINS	5	1:38.477	449	Luke WALLINGTON	6	1:38.738	63	Matthew WREN
ROW 1	1	1:35.678	275	Mark WILBY	2	1:37.210	5	Stacey KILLWORTH	3	1:37.382	102	James FEARN		
				<b>Pole</b>										

Cadwell Park: 2.1800 miles

These results are provisional until the conclusion of any judicial and technical matters.

Clerk Of Course :	Stewards :	Timekeeper : Sarah Evans
-------------------	------------	--------------------------

Results can be found at [www.tsl-timing.com](http://www.tsl-timing.com)

Printed - 11:08 Sunday, 26 June 2022



# BMCRC - MRO Championships 2022 - Rnd 5 @ Cadwell Park



## Thunderbike Ultra

### RACE 14 - CLASSIFICATION

POS	NO	NAME	ENTRY	LAPS	TIME	GAP	DIFF	MPH	BEST	ON
1	275	Mark WILBY	Suzuki GSXR1000 - Jacobs Cream Crackers	6	9:52.975			79.41	1:37.171	2
2	5	Stacey KILLWORTH	Suzuki GSXR 1000 - Greenplant/Everns	6	9:53.816	0.841	0.841	79.29	1:37.210	2
3	102	James FEARN	Suzuki GSXR1000 - Jwf tiling, palmer race skool, tr	6	10:02.098	9.123	8.282	78.20	1:38.233	2
4	7	Seb JENKINS	Suzuki GSX-R 1000 - Long hours and hard graft	6	10:05.492	12.517	3.394	77.76	1:39.415	6
5	334	Anthony BRANDISH	Suzuki GSXR 1000 - BW bespoke developments ltr	6	10:06.536	13.561	1.044	77.63	1:39.148	6
6	63	Matthew WREN	Suzuki GSXR - TBR performance	6	10:07.068	14.093	0.532	77.56	1:39.252	6
7	20	Connor SWYER	Suzuki GSXR 1000 K6 - WSC Performace & lleithyr	6	10:08.050	15.075	0.982	77.44	1:38.556	6
8	17	Jordan KILLWORTH	Kawasaki ZX-10R - BK Racing / Rabbit	6	10:11.917	18.942	3.867	76.95	1:40.665	2
9	999	Jack DWYER	Suzuki 1000 GSXR -	6	10:32.534	39.559	20.617	74.44	1:43.015	2
10	84	Ricardo BRANCO	Yamaha R1 - IMP Racing	6	10:33.244	40.269	0.710	74.36	1:43.831	6
11	4	Hayden KILLWORTH	Kawasaki ZX10R - Stacey Killworth & Alex Killworth	6	10:35.811	42.836	2.567	74.06	1:43.974	5
12	103	Craig GOFFORD	Yamaha R1 4XV - Guardian warm roofs, Meala Rac	6	11:02.716	1:09.741	26.905	71.05	1:48.341	3
13	888	Paul FAGG	Yamaha R1 4C8 -	6	11:03.336	1:10.361	0.620	70.98	1:48.576	3

#### NOT CLASSIFIED

DNF	910	Michael JARVIS	Suzuki GSXR 1000 -	3	5:21.484	3 Laps	3 Laps	73.23	1:44.464	2
-----	-----	----------------	--------------------	---	----------	--------	--------	-------	----------	---

#### FASTEST LAP

275	Mark WILBY	Suzuki GSXR1000 - Jacobs Cream Crackers	2	1:37.171	80.76 mph	129.97 kph
-----	------------	---	---	----------	-----------	------------

92.5% of Race Speed = 73.45 mph

Weather / Track : Cloudy / Dry

These results are provisional until the conclusion of any judicial and technical matters.

Race Distance: 6 Laps / 13.08 miles  
 Cadwell Park: 2.1800 miles  
 Date: 26/06/2022 Start: 16:17 Finish: 16:27

Clerk Of Course :	Stewards :	Timekeeper : Sarah Evans
-------------------	------------	--------------------------

Results can be found at [www.tsl-timing.com](http://www.tsl-timing.com)

Printed - 16:31 Sunday, 26 June 2022



# BMCRC - MRO Championships 2022 - Rnd 5 @ Cadwell Park

## Thunderbike Ultra

### RACE 14 - LAP CHART

LAP 1 @ 16:19:37.404		
NO	BEHIND	LAP TIME

275		1:41.907
5	0.963	1:42.870
102	2.006	1:43.913
7	3.547	1:45.454
63	3.945	1:45.852
334	4.215	1:46.122
17	5.749	1:47.656
999	6.400	1:48.307
20	6.649	1:48.556
84	9.784	1:51.691
910	10.265	1:52.172
4	10.867	1:52.774
888	14.541	1:56.448
103	15.813	1:57.720

LAP 2 @ 16:21:14.575		
NO	BEHIND	LAP TIME

275		1:37.171
5	1.002	1:37.210
102	3.068	1:38.233
7	6.076	1:39.700
334	6.511	1:39.467
63	6.850	1:40.076
17	9.243	1:40.665
20	9.966	1:40.488
999	12.244	1:43.015
84	17.193	1:44.580
910	17.558	1:44.464
4	18.235	1:44.539
888	26.047	1:48.677
103	27.294	1:48.652

LAP 3 @ 16:22:51.970		
NO	BEHIND	LAP TIME

275		1:37.395
5	2.032	1:38.425
102	4.604	1:38.931
7	8.923	1:40.242
334	9.834	1:40.718
63	10.217	1:40.762
17	12.537	1:40.689
20	12.885	1:40.314
999	19.704	1:44.855
84	24.394	1:44.596
910	25.011	1:44.848
4	25.996	1:45.156
888	37.228	1:48.576
103	38.240	1:48.341

LAP 4 @ 16:24:30.322		
NO	BEHIND	LAP TIME

275		1:38.352
5	1.792	1:38.112
102	6.192	1:39.940
7	11.042	1:40.471
334	12.035	1:40.553
63	12.414	1:40.549
17	14.887	1:40.702
20	14.999	1:40.466
999	27.973	1:46.621
84	30.705	1:44.663

4	31.882	1:44.238
888	49.966	1:51.090
103	50.801	1:50.913

LAP 5 @ 16:26:08.734		
NO	BEHIND	LAP TIME

275		1:38.412
5	1.713	1:38.333
102	7.637	1:39.857
7	12.840	1:40.210
334	14.151	1:40.528
63	14.579	1:40.577
20	16.257	1:39.670
17	17.502	1:41.027
999	34.211	1:44.650
84	36.176	1:43.883
4	37.444	1:43.974
888	1:00.304	1:48.750
103	1:00.996	1:48.607

LAP 6 @ 16:27:48.472		
NO	BEHIND	LAP TIME

275		1:39.738
5	0.841	1:38.866
102	9.123	1:41.224
7	12.517	1:39.415
334	13.561	1:39.148
63	14.093	1:39.252
20	15.075	1:38.556
17	18.942	1:41.178
999	39.559	1:45.086
84	40.269	1:43.831
4	42.836	1:45.130
103	1:09.741	1:48.483
888	1:10.361	1:49.795

# BMCRC - MRO Championships 2022 - Rnd 5 @ Cadwell Park

## Thunderbike Ultra

### RACE 14 - SECTOR ANALYSIS



SECTOR 1 = FL to I1, SECTOR 2 = I1 to FL, DIFF = Difference To Personal Best Lap, P = Crossed Finish Line in Pit Lane, D = Time Disallowed

P1		275 U		Mark WILBY		Suzuki GSXR1000 - Jacobs Cream Crackers	
IDEAL LAP TIME : 1:36.605		BEST LAP TIME : 1:37.171		DIFFERENCE : 0.566			
LAP	SECTOR 1	SECTOR 2	LAP TIME	MPH	DIFF	TIME OF DAY	
1 -		41.296	1:41.907	77.01	4.736	16:19:37.404	
2 -	56.270	<b>40.901</b>	<b>1:37.171 (1)</b>	<b>80.76</b>		<b>16:21:14.575</b>	
3 -	<b>55.704</b>	41.691	1:37.395 (2)	80.57	0.224	16:22:51.970	
4 -	56.595	41.757	1:38.352 (3)	79.79	1.181	16:24:30.322	
5 -	56.794	41.618	1:38.412	79.74	1.241	16:26:08.734	
6 -	57.610	42.128	1:39.738	78.68	2.567	16:27:48.472	

P2		5 U		Stacey KILLWORTH		Suzuki GSXR 1000 - Greenplant/Everns	
IDEAL LAP TIME : 1:37.210		BEST LAP TIME : 1:37.210		DIFFERENCE : 0.000			
LAP	SECTOR 1	SECTOR 2	LAP TIME	MPH	DIFF	TIME OF DAY	
1 -		41.570	1:42.870	76.29	5.660	16:19:38.367	
2 -	<b>56.270</b>	<b>40.940</b>	<b>1:37.210 (1)</b>	<b>80.73</b>		<b>16:21:15.577</b>	
3 -	56.707	41.718	1:38.425	79.73	1.215	16:22:54.002	
4 -	56.501	41.611	1:38.112 (2)	79.99	0.902	16:24:32.114	
5 -	56.547	41.786	1:38.333 (3)	79.81	1.123	16:26:10.447	
6 -	57.314	41.552	1:38.866	79.38	1.656	16:27:49.313	

P3		102 U		James FEARN		Suzuki GSXR1000 - Jwf tiling, palmer race skool, the factory	
IDEAL LAP TIME : 1:38.233		BEST LAP TIME : 1:38.233		DIFFERENCE : 0.000			
LAP	SECTOR 1	SECTOR 2	LAP TIME	MPH	DIFF	TIME OF DAY	
1 -		41.498	1:43.913	75.52	5.680	16:19:39.410	
2 -	<b>57.028</b>	<b>41.205</b>	<b>1:38.233 (1)</b>	<b>79.89</b>		<b>16:21:17.643</b>	
3 -	57.193	41.738	1:38.931 (2)	79.32	0.698	16:22:56.574	
4 -	58.196	41.744	1:39.940	78.52	1.707	16:24:36.514	
5 -	58.173	41.684	1:39.857 (3)	78.59	1.624	16:26:16.371	
6 -	58.625	42.599	1:41.224	77.53	2.991	16:27:57.595	

P4		7 U		Seb JENKINS		Suzuki GSX-R 1000 - Long hours and hard graft	
IDEAL LAP TIME : 1:39.257		BEST LAP TIME : 1:39.415		DIFFERENCE : 0.158			
LAP	SECTOR 1	SECTOR 2	LAP TIME	MPH	DIFF	TIME OF DAY	
1 -		42.483	1:45.454	74.42	6.039	16:19:40.951	
2 -	<b>56.919</b>	42.781	1:39.700 (2)	78.71	0.285	16:21:20.651	
3 -	56.965	43.277	1:40.242	78.29	0.827	16:23:00.893	
4 -	57.839	42.632	1:40.471	78.11	1.056	16:24:41.364	
5 -	57.786	42.424	1:40.210 (3)	78.31	0.795	16:26:21.574	
6 -	57.077	<b>42.338</b>	<b>1:39.415 (1)</b>	<b>78.94</b>		<b>16:28:00.989</b>	

P5		334 U		Anthony BRANDISH		Suzuki GSXR 1000 - BW bespoke developments ltd	
IDEAL LAP TIME : 1:39.010		BEST LAP TIME : 1:39.148		DIFFERENCE : 0.138			
LAP	SECTOR 1	SECTOR 2	LAP TIME	MPH	DIFF	TIME OF DAY	
1 -		42.427	1:46.122	73.95	6.974	16:19:41.619	
2 -	<b>57.136</b>	42.331	1:39.467 (2)	78.90	0.319	16:21:21.086	
3 -	57.413	43.305	1:40.718	77.92	1.570	16:23:01.804	
4 -	58.060	42.493	1:40.553	78.04	1.405	16:24:42.357	
5 -	58.213	42.315	1:40.528 (3)	78.06	1.380	16:26:22.885	
6 -	57.274	<b>41.874</b>	<b>1:39.148 (1)</b>	<b>79.15</b>		<b>16:28:02.033</b>	

P6		63 U		Matthew WREN		Suzuki GSXR - TBR performance	
IDEAL LAP TIME : 1:39.252		BEST LAP TIME : 1:39.252		DIFFERENCE : 0.000			
LAP	SECTOR 1	SECTOR 2	LAP TIME	MPH	DIFF	TIME OF DAY	
1 -		42.694	1:45.852	74.14	6.600	16:19:41.349	
2 -	57.893	42.183	1:40.076 (2)	78.42	0.824	16:21:21.425	
3 -	58.216	42.546	1:40.762	77.88	1.510	16:23:02.187	
4 -	58.038	42.511	1:40.549 (3)	78.05	1.297	16:24:42.736	
5 -	58.021	42.556	1:40.577	78.03	1.325	16:26:23.313	
6 -	<b>57.225</b>	<b>42.027</b>	<b>1:39.252 (1)</b>	<b>79.07</b>		<b>16:28:02.565</b>	

# BMCRRC - MRO Championships 2022 - Rnd 5 @ Cadwell Park

## Thunderbike Ultra

### RACE 14 - SECTOR ANALYSIS



SECTOR 1 = FL to I1, SECTOR 2 = I1 to FL, DIFF = Difference To Personal Best Lap, P = Crossed Finish Line in Pit Lane, D = Time Disallowed

P7		20 U		Connor SWYER		Suzuki GSXR 1000 K6 - WSC Performace & lleithyr farm	
IDEAL LAP TIME : 1:38.556		BEST LAP TIME : 1:38.556		DIFFERENCE : 0.000			
LAP	SECTOR 1	SECTOR 2	LAP TIME	MPH	DIFF	TIME OF DAY	
1 -		42.929	1:48.556	72.29	10.000	16:19:44.053	
2 -	58.098	42.390	1:40.488	78.09	1.932	16:21:24.541	
3 -	56.709	43.605	1:40.314 (3)	78.23	1.758	16:23:04.855	
4 -	57.522	42.944	1:40.466	78.11	1.910	16:24:45.321	
5 -	57.425	42.245	1:39.670 (2)	78.74	1.114	16:26:24.991	
6 -	<b>56.649</b>	<b>41.907</b>	<b>1:38.556 (1)</b>	<b>79.63</b>		<b>16:28:03.547</b>	

P8		17 U		Jordan KILLWORTH		Kawasaki ZX-10R - BK Racing / Rabbit	
IDEAL LAP TIME : 1:40.004		BEST LAP TIME : 1:40.665		DIFFERENCE : 0.661			
LAP	SECTOR 1	SECTOR 2	LAP TIME	MPH	DIFF	TIME OF DAY	
1 -		43.456	1:47.656	72.89	6.991	16:19:43.153	
2 -	57.737	42.928	<b>1:40.665 (1)</b>	<b>77.96</b>		<b>16:21:23.818</b>	
3 -	57.225	43.464	1:40.689 (2)	77.94	0.024	16:23:04.507	
4 -	57.405	43.297	1:40.702 (3)	77.93	0.037	16:24:45.209	
5 -	58.161	<b>42.866</b>	1:41.027	77.68	0.362	16:26:26.236	
6 -	<b>57.138</b>	44.040	1:41.178	77.56	0.513	16:28:07.414	

P9		999 U		Jack DWYER		Suzuki 1000 GSXR -	
IDEAL LAP TIME : 1:42.649		BEST LAP TIME : 1:43.015		DIFFERENCE : 0.366			
LAP	SECTOR 1	SECTOR 2	LAP TIME	MPH	DIFF	TIME OF DAY	
1 -		<b>43.082</b>	1:48.307	72.46	5.292	16:19:43.804	
2 -	<b>59.567</b>	43.448	<b>1:43.015 (1)</b>	<b>76.18</b>		<b>16:21:26.819</b>	
3 -	1:00.371	44.484	1:44.855 (3)	74.84	1.840	16:23:11.674	
4 -	1:01.860	44.761	1:46.621	73.60	3.606	16:24:58.295	
5 -	1:00.552	44.098	1:44.650 (2)	74.99	1.635	16:26:42.945	
6 -	1:01.442	43.644	1:45.086	74.68	2.071	16:28:28.031	

P10		84 U		Ricardo BRANCO		Yamaha R1 - IMP Racing	
IDEAL LAP TIME : 1:43.605		BEST LAP TIME : 1:43.831		DIFFERENCE : 0.226			
LAP	SECTOR 1	SECTOR 2	LAP TIME	MPH	DIFF	TIME OF DAY	
1 -		44.763	1:51.691	70.26	7.860	16:19:47.188	
2 -	1:00.223	44.357	1:44.580 (3)	75.04	0.749	16:21:31.768	
3 -	59.977	44.619	1:44.596	75.03	0.765	16:23:16.364	
4 -	1:00.540	44.123	1:44.663	74.98	0.832	16:25:01.027	
5 -	<b>59.800</b>	44.083	1:43.883 (2)	75.54	0.052	16:26:44.910	
6 -	1:00.026	<b>43.805</b>	<b>1:43.831 (1)</b>	<b>75.58</b>		<b>16:28:28.741</b>	

P11		4 U		Hayden KILLWORTH		Kawasaki ZX10R - Stacey Killworth & Alex Killworth	
IDEAL LAP TIME : 1:43.933		BEST LAP TIME : 1:43.974		DIFFERENCE : 0.041			
LAP	SECTOR 1	SECTOR 2	LAP TIME	MPH	DIFF	TIME OF DAY	
1 -		44.556	1:52.774	69.59	8.800	16:19:48.271	
2 -	1:00.443	<b>44.096</b>	1:44.539 (3)	75.07	0.565	16:21:32.810	
3 -	59.891	45.265	1:45.156	74.63	1.182	16:23:17.966	
4 -	<b>59.837</b>	44.401	1:44.238 (2)	75.28	0.264	16:25:02.204	
5 -	59.843	44.131	<b>1:43.974 (1)</b>	<b>75.48</b>		<b>16:26:46.178</b>	
6 -	1:00.902	44.228	1:45.130	74.65	1.156	16:28:31.308	

P12		103 U		Craig GOFFORD		Yamaha R1 4XV - Guardian warm roofs, Meala Racing Develop	
IDEAL LAP TIME : 1:47.998		BEST LAP TIME : 1:48.341		DIFFERENCE : 0.343			
LAP	SECTOR 1	SECTOR 2	LAP TIME	MPH	DIFF	TIME OF DAY	
1 -		46.243	1:57.720	66.66	9.379	16:19:53.217	
2 -	1:02.730	<b>45.922</b>	1:48.652	72.23	0.311	16:21:41.869	
3 -	<b>1:02.076</b>	46.265	<b>1:48.341 (1)</b>	<b>72.43</b>		<b>16:23:30.210</b>	
4 -	1:04.567	46.346	1:50.913	70.75	2.572	16:25:21.123	
5 -	1:02.553	46.054	1:48.607 (3)	72.26	0.266	16:27:09.730	
6 -	1:02.558	45.925	1:48.483 (2)	72.34	0.142	16:28:58.213	

# BMCRC - MRO Championships 2022 - Rnd 5 @ Cadwell Park

## Thunderbike Ultra

### RACE 14 - SECTOR ANALYSIS



SECTOR 1 = FL to I1, SECTOR 2 = I1 to FL, DIFF = Difference To Personal Best Lap, P = Crossed Finish Line in Pit Lane, D = Time Disallowed

P13 888 U Paul FAGG		Yamaha R1 4C8 -				
IDEAL LAP TIME : 1:47.544		BEST LAP TIME : 1:48.576		DIFFERENCE : 1.032		
LAP	SECTOR 1	SECTOR 2	LAP TIME	MPH	DIFF	TIME OF DAY
1 -		<b>45.417</b>	1:56.448	67.39	7.872	16:19:51.945
2 -	1:03.002	45.675	1:48.677 (2)	72.21	0.101	16:21:40.622
3 -	<b>1:02.127</b>	46.449	<b>1:48.576 (1)</b>	<b>72.28</b>		<b>16:23:29.198</b>
4 -	1:05.201	45.889	1:51.090	70.64	2.514	16:25:20.288
5 -	1:02.692	46.058	1:48.750 (3)	72.16	0.174	16:27:09.038
6 -	1:03.233	46.562	1:49.795	71.47	1.219	16:28:58.833

P14 910 U Michael JARVIS		Suzuki GSXR 1000 -				
IDEAL LAP TIME : 1:44.023		BEST LAP TIME : 1:44.464		DIFFERENCE : 0.441		
LAP	SECTOR 1	SECTOR 2	LAP TIME	MPH	DIFF	TIME OF DAY
1 -		44.211	1:52.172	69.96	7.708	16:19:47.669
2 -	1:00.620	<b>43.844</b>	<b>1:44.464 (1)</b>	<b>75.12</b>		<b>16:21:32.133</b>
3 -	<b>1:00.179</b>	44.669	1:44.848 (2)	74.85	0.384	16:23:16.981

# BMCRC - MRO Championships 2022 - Rnd 5 @ Cadwell Park

## Thunderbike Ultra

### RACE 14 - BEST SECTORS

SECTOR 1			SECTOR 2			IDEAL / BEST COMPARISON						
POS	NO	NAME	TIME	NO	NAME	TIME	POS	NO	NAME	IDEAL	BEST	DIFF
									<b>PERFECT LAP</b>	<b>1:36.605</b>		
1	275	WILBY	<b>55.704</b>	275	WILBY	<b>40.901</b>	1	275	WILBY	1:36.605	1:37.171	<b>0.566</b>
2	5	KILLWORTH	<b>56.270</b>	5	KILLWORTH	<b>40.940</b>	2	5	KILLWORTH	1:37.210	1:37.210	<b>0.000</b>
3	20	SWYER	<b>56.649</b>	102	FEARN	<b>41.205</b>	3	102	FEARN	1:38.233	1:38.233	<b>0.000</b>
4	7	JENKINS	<b>56.919</b>	334	BRANDISH	<b>41.874</b>	4	20	SWYER	1:38.556	1:38.556	<b>0.000</b>
5	102	FEARN	<b>57.028</b>	20	SWYER	<b>41.907</b>	5	334	BRANDISH	1:39.010	1:39.148	<b>0.138</b>
6	334	BRANDISH	<b>57.136</b>	63	WREN	<b>42.027</b>	6	63	WREN	1:39.252	1:39.252	<b>0.000</b>
7	17	KILLWORTH	<b>57.138</b>	7	JENKINS	<b>42.338</b>	7	7	JENKINS	1:39.257	1:39.415	<b>0.158</b>
8	63	WREN	<b>57.225</b>	17	KILLWORTH	<b>42.866</b>	8	17	KILLWORTH	1:40.004	1:40.665	<b>0.661</b>
9	999	DWYER	<b>59.567</b>	999	DWYER	<b>43.082</b>	9	999	DWYER	1:42.649	1:43.015	<b>0.366</b>
10	84	BRANCO	<b>59.800</b>	84	BRANCO	<b>43.805</b>	10	84	BRANCO	1:43.605	1:43.831	<b>0.226</b>
11	4	KILLWORTH	<b>59.837</b>	910	JARVIS	<b>43.844</b>	11	4	KILLWORTH	1:43.933	1:43.974	<b>0.041</b>
12	910	JARVIS	<b>1:00.179</b>	4	KILLWORTH	<b>44.096</b>	12	910	JARVIS	1:44.023	1:44.464	<b>0.441</b>
13	103	GOFFORD	<b>1:02.076</b>	888	FAGG	<b>45.417</b>	13	888	FAGG	1:47.544	1:48.576	<b>1.032</b>
14	888	FAGG	<b>1:02.127</b>	103	GOFFORD	<b>45.922</b>	14	103	GOFFORD	1:47.998	1:48.341	<b>0.343</b>

# BMCRC - MRO Championships 2022 - Rnd 5 @ Cadwell Park

## Thunderbike Ultra

### RACE 14 - STATISTICS

**Competitors Started** 14  
**Planned Start** 2022-06-26 @ 15:15:00.000  
**Actual Start** 2022-06-26 @ 16:17:55.496  
**Finish Time** 2022-06-26 @ 16:27:48.471  
**Track Length** 2.1800mi.  
**Total Laps** 81  
**Total Distance Covered** 176.5815mi.

#### Session Fastest Lap History

NO	NAME	LAP TIME	TIME OF DAY	LAP	VEHICLE
275	Mark WILBY	1:37.171	16:21:14.589	2	Suzuki GSXR1000

#### Session Leader History

NO	NAME	FROM LAP	LAPS LED	DISTANCE	VEHICLE
275	Mark WILBY	1	6	13.08 miles	Suzuki GSXR1000

#### Flag History

TYPE	TIME OF DAY
GREEN	16:17:55.496
FINISH	16:27:48.471

#### Flag Statistics

TYPE	COUNT	TOTAL LAPS	TOTAL TIME
Green	1	6	11:06.648
Red	0	0	0.000
Safety Car	0	0	0.000
FCY	0	0	0.000





# DFDS

## DFDS YAMAHA PAST MASTERS



BMCRC-MRO Championships - Round 5

Cadwell Park

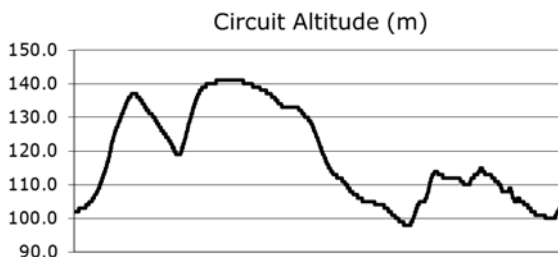
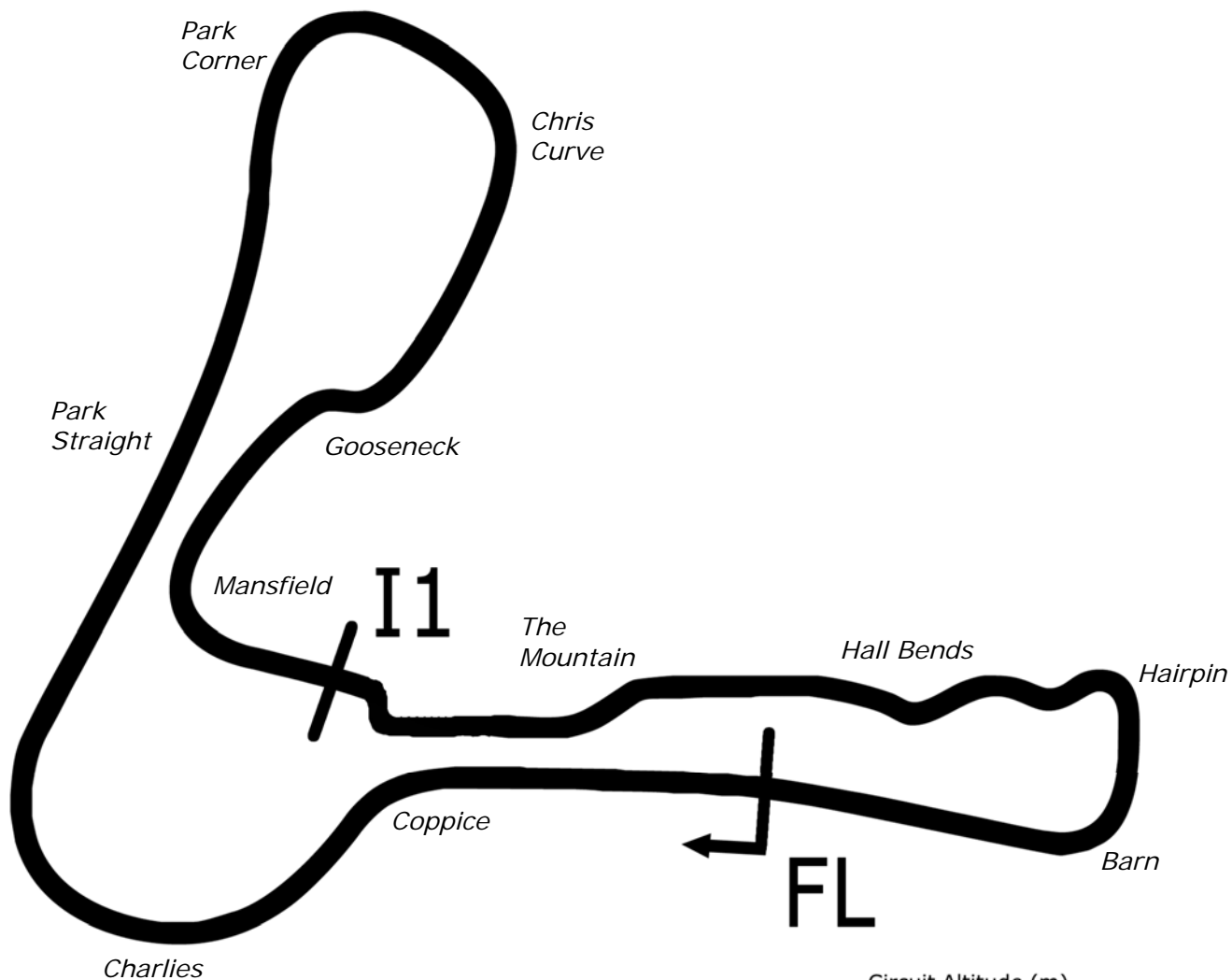
25<sup>th</sup> / 26<sup>th</sup> June 2022



Timing & Results Provided by Timing Solutions Ltd

[www.tsl-timing.com](http://www.tsl-timing.com)

# Cadwell Park



Length	2.1800 miles	3508.4 m	
FL		53.31024 N	0.05940 W
I1	2330m	53.30708 N	0.06270 W
Pit Entry	3472m	53.31103 N	0.05889 W
Pit Exit	0m after FL	53.31030 N	0.05940 W
Pit Entry-Pit Exit 92m, 6.6s @50kph, 5.5s @60kph			

All results available at [www.tsl-timing.com](http://www.tsl-timing.com)

**BMCRC - MRO Championships 2022 - Rnd 5 @ Cadwell Park**
**DFDS Yamaha Past Masters**
**QUALIFYING - CLASSIFICATION**

POS	NO	CL	PIC NAME	ENTRY	TIME	ON	LAPS	GAP	DIFF	MPH
1	19		1 Peter BRANTON	Yamaha TZR250 - Exactweld Racing	1:43.013	5	8			76.18
2	75		2 Anthony JOHNSON	Yamaha TZR250 - INTA MOTORCYCLE SERVICES L	1:43.146	3	7	0.133	0.133	76.08
3	30		3 Alan COOPER	Yamaha TZR250 - Twistgrip Motorcycles	1:43.243	7	7	0.230	0.097	76.01
4	51		4 Kevin WHOLEY	Yamaha TZR250 - Twistgrip Motorcycles	1:43.400	4	8	0.387	0.157	75.90
5	81		5 Scott GRANT	Yamaha TZR250 - Katie, Mum and Dad	1:46.065	6	7	3.052	2.665	73.99
6	13		6 Doug EDMONDSON	Yamaha 350 YPVS -	1:46.121	7	7	3.108	0.056	73.95
7	57		7 Geoff MOOK	Yamaha TZR250 -	1:47.182	6	7	4.169	1.061	73.22
8	74		8 Paul WHITBY	Yamaha TZR250 - Greybridge Ltd	1:48.062	3	7	5.049	0.880	72.62
9	55		9 Paul TOLAND	Yamaha TZR250 - Kippers keys	1:48.110	6	7	5.097	0.048	72.59
10	92	C	1 Andrew MOOK	Yamaha TZR250 -	1:48.151	4	6	5.138	0.041	72.56
11	8		10 David BALL	Yamaha TZR250 - Gardiner Page and Roe pension cor	1:48.175	6	7	5.162	0.024	72.54
12	27		11 Richard HAYWARD	Yamaha TZR250 - Hazel Motors/ Gforce	1:48.188	3	7	5.175	0.013	72.54
13	26	C	2 Damian LEE	Yamaha TZR250 - Leed Autos	1:49.757	3	7	6.744	1.569	71.50
14	125		12 Steve HIGERTY	Yamaha TZR250 - Yellow House/Cambridge MC's	1:53.177	6	7	10.164	3.420	69.34
15	72	C	3 John HAMILTON	Yamaha TRZ250 - LW Racing	1:54.056	6	7	11.043	0.879	68.80
16	60	C	4 Daniel GOUGH	Yamaha TZR250 - Kieran Lewis/G Force Mc	1:54.774	3	7	11.761	0.718	68.37
17	333	C	5 Mark STUBBERFIELD	Yamaha TZR250 - Polished concrete London	1:54.776	6	7	11.763	0.002	68.37
18	46		13 Kevin MARSHALL	Yamaha TZR250 - Stacey Processing	1:55.143	7	7	12.130	0.367	68.15
19	54	C	6 John HOLD	Yamaha RD350 YPVS -	1:55.640	4	7	12.627	0.497	67.86
20	73	C	7 Colvin TURNER	Yamaha TZR250 -	1:56.790	5	7	13.777	1.150	67.19
21	71	C	8 Alan BUSHELL	Yamaha RD250LC -	1:58.569	4	7	15.556	1.779	66.18
22	100	R	1 Michael PINCHES	Yamaha TZR250 - www.ypmrc.co.uk	1:59.169	5	6	16.156	0.600	65.85
23	31	C	9 Rob FARMER	Yamaha TZR250 -	2:00.478	2	6	17.465	1.309	65.14
24	62	C	10 David PATERSON	Yamaha TZR 2MA - The love of a good woman	2:01.882	4	6	18.869	1.404	64.39
25	29		14 Derek CRIPPS	Yamaha TZR250 - Kelly Cripps - Team FBR	2:01.958	3	3	18.945	0.076	64.35
26	77	R	2 Adam COLLINS	Yamaha TZR250 - N/A	2:02.431	5	6	19.418	0.473	64.10
27	25	C	11 Stephen WIMBLE	Yamaha TZR250 - S.B.W Contractor	2:04.451	5	6	21.438	2.020	63.06
28	65	C	12 Nigel TERRY	Yamaha TZR250 - NTrap Garage Doors	2:06.724	2	6	23.711	2.273	61.93
29	67	C	13 Mark BAILEY	Yamaha TZR250 - Elite Air conditioning Ltd. Hydroflow	2:11.704	2	4	28.691	4.980	59.58
30	59		15 Neil HESMAN	Yamaha RD350R - The Village Websmith - Farkham H	2:17.287	3	6	34.274	5.583	57.16

Weather / Track : Sunny / Dry

These results are provisional until the conclusion of any judicial and technical matters.

Cadwell Park: 2.1800 miles

Date: 25/06/2022 Start: 09:16 Finish: 09:29

Clerk Of Course :	Stewards :	Timekeeper : Sarah Evans
-------------------	------------	--------------------------

 Results can be found at [www.tsl-timing.com](http://www.tsl-timing.com)

Printed - 09:32 Saturday, 25 June 2022



# BMCRC - MRO Championships 2022 - Rnd 5 @ Cadwell Park

## DFDS Yamaha Past Masters

### QUALIFYING - SECTOR ANALYSIS



SECTOR 1 = FL to I1, SECTOR 2 = I1 to FL, DIFF = Difference To Personal Best Lap, P = Crossed Finish Line in Pit Lane, D = Time Disallowed

P1 19		Peter BRANTON		Yamaha TZR250 - Exactweld Racing		
IDEAL LAP TIME : 1:42.726		BEST LAP TIME : 1:43.013		DIFFERENCE : 0.287		
LAP	SECTOR 1	SECTOR 2	LAP TIME	MPH	DIFF	TIME OF DAY
1 -	1:03.558	44.621	1:48.179	72.54	5.166	09:19:23.517
2 -	1:00.487	43.717	1:44.204	75.31	1.191	09:21:07.721
3 -	1:00.515	43.559	1:44.074 (3)	75.40	1.061	09:22:51.795
4 -	1:01.017	44.379	1:45.396	74.46	2.383	09:24:37.191
5 -	<b>59.879</b>	43.134	<b>1:43.013 (1)</b>	<b>76.18</b>		<b>09:26:20.204</b>
6 -	1:01.555	43.202	1:44.757	74.91	1.744	09:28:04.961
7 -	1:00.214	<b>42.847</b>	1:43.061 (2)	76.14	0.048	09:29:48.022
8 -	1:00.069	44.448	1:44.517	75.08	1.504	09:31:32.539

P2 75		Anthony JOHNSON		Yamaha TZR250 - INTA MOTORCYCLE SERVICES LTD		
IDEAL LAP TIME : 1:42.834		BEST LAP TIME : 1:43.146		DIFFERENCE : 0.312		
LAP	SECTOR 1	SECTOR 2	LAP TIME	MPH	DIFF	TIME OF DAY
1 -	1:03.722	44.537	1:48.259	72.49	5.113	09:19:38.785
2 -	1:02.493	44.262	1:46.755	73.51	3.609	09:21:25.540
3 -	1:00.404	<b>42.742</b>	<b>1:43.146 (1)</b>	<b>76.08</b>		<b>09:23:08.686</b>
4 -	<b>1:00.092</b>	45.015	1:45.107 (3)	74.66	1.961	09:24:53.793
5 -	1:01.891	46.594	1:48.485	72.34	5.339	09:26:42.278
6 -	1:01.298	43.494	1:44.792 (2)	74.89	1.646	09:28:27.070
7 -	1:00.962	47.083	1:48.045	72.63	4.899	09:30:15.115

P3 30		Alan COOPER		Yamaha TZR250 - Twistgrip Motorcycles		
IDEAL LAP TIME : 1:43.243		BEST LAP TIME : 1:43.243		DIFFERENCE : 0.000		
LAP	SECTOR 1	SECTOR 2	LAP TIME	MPH	DIFF	TIME OF DAY
1 -	1:03.110	44.279	1:47.389	73.08	4.146	09:19:22.034
2 -	1:01.058	44.049	1:45.107	74.66	1.864	09:21:07.141
3 -	1:00.508	43.763	1:44.271 (3)	75.26	1.028	09:22:51.412
4 -	1:01.061	44.556	1:45.617	74.30	2.374	09:24:37.029
5 -	1:00.467	43.165	1:43.632 (2)	75.73	0.389	09:26:20.661
6 -	1:01.466	43.175	1:44.641	74.99	1.398	09:28:05.302
7 -	<b>1:00.190</b>	<b>43.053</b>	<b>1:43.243 (1)</b>	<b>76.01</b>		<b>09:29:48.545</b>

P4 51		Kevin WHOLEY		Yamaha TZR250 - Twistgrip Motorcycles		
IDEAL LAP TIME : 1:42.972		BEST LAP TIME : 1:43.400		DIFFERENCE : 0.428		
LAP	SECTOR 1	SECTOR 2	LAP TIME	MPH	DIFF	TIME OF DAY
1 -	1:03.359	44.168	1:47.527	72.98	4.127	09:19:22.615
2 -	1:01.022	43.726	1:44.748	74.92	1.348	09:21:07.363
3 -	1:00.638	43.650	1:44.288	75.25	0.888	09:22:51.651
4 -	1:00.334	43.066	<b>1:43.400 (1)</b>	<b>75.90</b>		<b>09:24:35.051</b>
5 -	1:00.224	43.675	1:43.899 (3)	75.53	0.499	09:26:18.950
6 -	1:01.826	43.518	1:45.344	74.49	1.944	09:28:04.294
7 -	1:00.448	<b>43.051</b>	1:43.499 (2)	75.82	0.099	09:29:47.793
8 -	<b>59.921</b>	44.854	1:44.775	74.90	1.375	09:31:32.568

P5 81		Scott GRANT		Yamaha TZR250 - Katie, Mum and Dad		
IDEAL LAP TIME : 1:46.065		BEST LAP TIME : 1:46.065		DIFFERENCE : 0.000		
LAP	SECTOR 1	SECTOR 2	LAP TIME	MPH	DIFF	TIME OF DAY
1 -	1:07.079	46.745	1:53.824	68.94	7.759	09:19:54.024
2 -	1:03.329	45.497	1:48.826	72.11	2.761	09:21:42.850
3 -	1:01.663	47.157	1:48.820	72.11	2.755	09:23:31.670
4 -	1:02.424	44.652	1:47.076 (2)	73.29	1.011	09:25:18.746
5 -	1:01.975	45.383	1:47.358 (3)	73.10	1.293	09:27:06.104
6 -	<b>1:01.512</b>	<b>44.553</b>	<b>1:46.065 (1)</b>	<b>73.99</b>		<b>09:28:52.169</b>
7 -	1:01.597	45.838	1:47.435	73.04	1.370	09:30:39.604

# BMCRC - MRO Championships 2022 - Rnd 5 @ Cadwell Park

## DFDS Yamaha Past Masters

### QUALIFYING - SECTOR ANALYSIS



SECTOR 1 = FL to I1, SECTOR 2 = I1 to FL, DIFF = Difference To Personal Best Lap, P = Crossed Finish Line in Pit Lane, D = Time Disallowed

P6 13		Doug EDMONDSON		Yamaha 350 YPVS -			
IDEAL LAP TIME : 1:45.997		BEST LAP TIME : 1:46.121		DIFFERENCE : 0.124			
LAP	SECTOR 1	SECTOR 2	LAP TIME	MPH	DIFF	TIME OF DAY	
1 -	1:06.493	47.196	1:53.689	69.03	7.568	09:19:30.056	
2 -	1:03.403	44.861	1:48.264	72.49	2.143	09:21:18.320	
3 -	1:02.930	44.966	1:47.896	72.73	1.775	09:23:06.216	
4 -	1:02.172	44.763	1:46.935	73.39	0.814	09:24:53.151	
5 -	1:02.068	44.405	1:46.473 (3)	73.70	0.352	09:26:39.624	
6 -	<b>1:01.648</b>	44.534	1:46.182 (2)	73.91	0.061	09:28:25.806	
7 -	1:01.772	<b>44.349</b>	<b>1:46.121 (1)</b>	<b>73.95</b>		<b>09:30:11.927</b>	

P7 57		Geoff MOOK		Yamaha TZR250 -			
IDEAL LAP TIME : 1:46.132		BEST LAP TIME : 1:47.182		DIFFERENCE : 1.050			
LAP	SECTOR 1	SECTOR 2	LAP TIME	MPH	DIFF	TIME OF DAY	
1 -	1:06.091	47.485	1:53.576	69.09	6.394	09:19:37.828	
2 -	1:05.721	46.261	1:51.982	70.08	4.800	09:21:29.810	
3 -	1:03.077	45.029	1:48.106	72.59	0.924	09:23:17.916	
4 -	1:02.656	<b>44.628</b>	1:47.284 (2)	73.15	0.102	09:25:05.200	
5 -	1:02.443	45.228	1:47.671	72.88	0.489	09:26:52.871	
6 -	1:01.914	45.268	<b>1:47.182 (1)</b>	<b>73.22</b>		<b>09:28:40.053</b>	
7 -	<b>1:01.504</b>	45.834	1:47.338 (3)	73.11	0.156	09:30:27.391	

P8 74		Paul WHITBY		Yamaha TZR250 - Greybridge Ltd			
IDEAL LAP TIME : 1:48.062		BEST LAP TIME : 1:48.062		DIFFERENCE : 0.000			
LAP	SECTOR 1	SECTOR 2	LAP TIME	MPH	DIFF	TIME OF DAY	
1 -	1:05.058	48.003	1:53.061	69.41	4.999	09:19:34.787	
2 -	1:04.957	46.049	1:51.006	70.69	2.944	09:21:25.793	
3 -	<b>1:02.294</b>	<b>45.768</b>	<b>1:48.062 (1)</b>	<b>72.62</b>		<b>09:23:13.855</b>	
4 -	1:03.114	45.831	1:48.945 (3)	72.03	0.883	09:25:02.800	
5 -	1:03.952	45.867	1:49.819	71.46	1.757	09:26:52.619	
6 -	1:03.285	46.450	1:49.735	71.51	1.673	09:28:42.354	
7 -	1:02.928	45.977	1:48.905 (2)	72.06	0.843	09:30:31.259	

P9 55		Paul TOLAND		Yamaha TZR250 - Kippers keys			
IDEAL LAP TIME : 1:48.014		BEST LAP TIME : 1:48.110		DIFFERENCE : 0.096			
LAP	SECTOR 1	SECTOR 2	LAP TIME	MPH	DIFF	TIME OF DAY	
1 -	1:05.437	45.149	1:50.586	70.96	2.476	09:19:25.702	
2 -	1:03.048	<b>45.070</b>	1:48.118 (2)	72.58	0.008	09:21:13.820	
3 -	1:02.984	45.776	1:48.760 (3)	72.15	0.650	09:23:02.580	
4 -	1:03.085	46.414	1:49.499	71.67	1.389	09:24:52.079	
5 -	1:03.506	45.430	1:48.936	72.04	0.826	09:26:41.015	
6 -	<b>1:02.944</b>	45.166	<b>1:48.110 (1)</b>	<b>72.59</b>		<b>09:28:29.125</b>	
7 -	1:03.026	46.682	1:49.708	71.53	1.598	09:30:18.833	

P10 92 C		Andrew MOOK		Yamaha TZR250 -			
IDEAL LAP TIME : 1:47.988		BEST LAP TIME : 1:48.151		DIFFERENCE : 0.163			
LAP	SECTOR 1	SECTOR 2	LAP TIME	MPH	DIFF	TIME OF DAY	
1 -	1:07.369	47.089	1:54.458	68.56	6.307	09:19:30.240	
2 -	1:03.988	45.682	1:49.670 (3)	71.56	1.519	09:21:19.910	
3 -	1:03.242	45.366	1:48.608 (2)	72.26	0.457	09:23:08.518	
4 -	<b>1:02.747</b>	45.404	<b>1:48.151 (1)</b>	<b>72.56</b>		<b>09:24:56.669</b>	
5 -	1:04.388	45.314	1:49.702	71.53	1.551	09:26:46.371	
6 -	1:04.722	<b>45.241</b>	1:49.963	71.37	1.812	09:28:36.334	

# BMCRC - MRO Championships 2022 - Rnd 5 @ Cadwell Park

## DFDS Yamaha Past Masters

### QUALIFYING - SECTOR ANALYSIS



SECTOR 1 = FL to I1, SECTOR 2 = I1 to FL, DIFF = Difference To Personal Best Lap, P = Crossed Finish Line in Pit Lane, D = Time Disallowed

P11 8		David BALL		Yamaha TZR250 - Gardiner Page and Roe pension consultants			
IDEAL LAP TIME : 1:47.137		BEST LAP TIME : 1:48.175		DIFFERENCE : 1.038			
LAP	SECTOR 1	SECTOR 2	LAP TIME	MPH	DIFF	TIME OF DAY	
1 -	1:04.513	45.966	1:50.479	71.03	2.304	09:19:41.171	
2 -	1:04.977	48.623	1:53.600	69.08	5.425	09:21:34.771	
3 -	1:03.669	45.134	1:48.803 (3)	72.13	0.628	09:23:23.574	
4 -	1:03.556	44.931	1:48.487 (2)	72.34	0.312	09:25:12.061	
5 -	1:03.282	48.476	1:51.758	70.22	3.583	09:27:03.819	
6 -	1:03.273	<b>44.902</b>	<b>1:48.175 (1)</b>	<b>72.54</b>		<b>09:28:51.994</b>	
7 -	<b>1:02.235</b>	47.414	1:49.649	71.57	1.474	09:30:41.643	

P12 27		Richard HAYWARD		Yamaha TZR250 - Hazel Motors/ Gforce			
IDEAL LAP TIME : 1:47.900		BEST LAP TIME : 1:48.188		DIFFERENCE : 0.288			
LAP	SECTOR 1	SECTOR 2	LAP TIME	MPH	DIFF	TIME OF DAY	
1 -	1:08.429	47.413	1:55.842	67.74	7.654	09:19:57.778	
2 -	1:05.425	47.220	1:52.645	69.67	4.457	09:21:50.423	
3 -	1:03.061	45.127	<b>1:48.188 (1)</b>	<b>72.54</b>		<b>09:23:38.611</b>	
4 -	<b>1:03.005</b>	47.510	1:50.515	71.01	2.327	09:25:29.126	
5 -	1:03.958	45.736	1:49.694 (3)	71.54	1.506	09:27:18.820	
6 -	1:08.614	49.628	1:58.242	66.37	10.054	09:29:17.062	
7 -	1:03.475	<b>44.895</b>	1:48.370 (2)	72.41	0.182	09:31:05.432	

P13 26 C		Damian LEE		Yamaha TZR250 - Leed Autos			
IDEAL LAP TIME : 1:49.076		BEST LAP TIME : 1:49.757		DIFFERENCE : 0.681			
LAP	SECTOR 1	SECTOR 2	LAP TIME	MPH	DIFF	TIME OF DAY	
1 -	1:07.100	49.196	1:56.296	67.48	6.539	09:19:34.657	
2 -	1:05.754	46.174	1:51.928	70.11	2.171	09:21:26.585	
3 -	<b>1:03.290</b>	46.467	<b>1:49.757 (1)</b>	<b>71.50</b>		<b>09:23:16.342</b>	
4 -	1:04.134	46.637	1:50.771	70.84	1.014	09:25:07.113	
5 -	1:04.281	<b>45.786</b>	1:50.067 (2)	71.30	0.310	09:26:57.180	
6 -	1:03.389	46.686	1:50.075 (3)	71.29	0.318	09:28:47.255	
7 -	1:05.979	46.423	1:52.402	69.82	2.645	09:30:39.657	

P14 125		Steve HIGERTY		Yamaha TZR250 - Yellow House/Cambridge MC's			
IDEAL LAP TIME : 1:53.010		BEST LAP TIME : 1:53.177		DIFFERENCE : 0.167			
LAP	SECTOR 1	SECTOR 2	LAP TIME	MPH	DIFF	TIME OF DAY	
1 -	1:11.364	49.140	2:00.504	65.12	7.327	09:20:05.594	
2 -	1:07.616	48.600	1:56.216	67.53	3.039	09:22:01.810	
3 -	1:05.933	47.907	1:53.840 (2)	68.93	0.663	09:23:55.650	
4 -	1:06.418	48.464	1:54.882	68.31	1.705	09:25:50.532	
5 -	1:07.000	<b>47.163</b>	1:54.163 (3)	68.74	0.986	09:27:44.695	
6 -	<b>1:05.847</b>	47.330	<b>1:53.177 (1)</b>	<b>69.34</b>		<b>09:29:37.872</b>	
7 -	1:08.324	48.016	1:56.340	67.45	3.163	09:31:34.212	

P15 72 C		John HAMILTON		Yamaha TRZ250 - LW Racing			
IDEAL LAP TIME : 1:53.703		BEST LAP TIME : 1:54.056		DIFFERENCE : 0.353			
LAP	SECTOR 1	SECTOR 2	LAP TIME	MPH	DIFF	TIME OF DAY	
1 -	1:13.440	49.556	2:02.996	63.80	8.940	09:20:02.871	
2 -	1:07.653	50.923	1:58.576	66.18	4.520	09:22:01.447	
3 -	<b>1:05.843</b>	49.339	1:55.182	68.13	1.126	09:23:56.629	
4 -	1:06.364	48.242	1:54.606 (2)	68.47	0.550	09:25:51.235	
5 -	1:06.943	<b>47.860</b>	1:54.803 (3)	68.36	0.747	09:27:46.038	
6 -	1:06.171	47.885	<b>1:54.056 (1)</b>	<b>68.80</b>		<b>09:29:40.094</b>	
7 -	1:06.498	49.198	1:55.696	67.83	1.640	09:31:35.790	

# BMCRC - MRO Championships 2022 - Rnd 5 @ Cadwell Park

## DFDS Yamaha Past Masters

### QUALIFYING - SECTOR ANALYSIS



SECTOR 1 = FL to I1, SECTOR 2 = I1 to FL, DIFF = Difference To Personal Best Lap, P = Crossed Finish Line in Pit Lane, D = Time Disallowed

<b>P16 60 C Daniel GOUGH</b>		Yamaha TZR250 - Kieran Lewis/G Force Mc				
IDEAL LAP TIME : 1:53.280		BEST LAP TIME : 1:54.774		DIFFERENCE : 1.494		
LAP	SECTOR 1	SECTOR 2	LAP TIME	MPH	DIFF	TIME OF DAY
1 -	1:10.578	48.703	1:59.281	65.79	4.507	09:20:02.086
2 -	1:07.049	47.794	1:54.843 (2)	68.33	0.069	09:21:56.929
3 -	<b>1:06.511</b>	48.263	<b>1:54.774 (1)</b>	<b>68.37</b>		<b>09:23:51.703</b>
4 -	1:08.565	<b>46.769</b>	1:55.334	68.04	0.560	09:25:47.037
5 -	1:07.435	47.493	1:54.928 (3)	68.28	0.154	09:27:41.965
6 -	1:07.729	47.680	1:55.409	68.00	0.635	09:29:37.374
7 -	1:07.794	48.668	1:56.462	67.38	1.688	09:31:33.836

<b>P17 333 C Mark STUBBERFIELD</b>		Yamaha TZR250 - Polished concrete London				
IDEAL LAP TIME : 1:54.345		BEST LAP TIME : 1:54.776		DIFFERENCE : 0.431		
LAP	SECTOR 1	SECTOR 2	LAP TIME	MPH	DIFF	TIME OF DAY
1 -	1:09.482	48.360	1:57.842	66.59	3.066	09:19:57.313
2 -	1:07.481	47.517	1:54.998 (2)	68.24	0.222	09:21:52.311
3 -	1:07.876	48.673	1:56.549	67.33	1.773	09:23:48.860
4 -	1:08.380	48.659	1:57.039	67.05	2.263	09:25:45.899
5 -	1:09.167	<b>47.216</b>	1:56.383	67.43	1.607	09:27:42.282
6 -	<b>1:07.129</b>	47.647	<b>1:54.776 (1)</b>	<b>68.37</b>		<b>09:29:37.058</b>
7 -	1:07.832	48.127	1:55.959 (3)	67.67	1.183	09:31:33.017

<b>P18 46 Kevin MARSHALL</b>		Yamaha TZR250 - Stacey Processing				
IDEAL LAP TIME : 1:55.143		BEST LAP TIME : 1:55.143		DIFFERENCE : 0.000		
LAP	SECTOR 1	SECTOR 2	LAP TIME	MPH	DIFF	TIME OF DAY
1 -	1:11.916	50.267	2:02.183	64.23	7.040	09:19:33.662
2 -	1:10.602	49.787	2:00.389	65.18	5.246	09:21:34.051
3 -	1:08.799	49.009	1:57.808	66.61	2.665	09:23:31.859
4 -	1:07.972	48.879	1:56.851 (2)	67.16	1.708	09:25:28.710
5 -	1:07.606	49.479	1:57.085	67.02	1.942	09:27:25.795
6 -	1:08.359	48.600	1:56.959 (3)	67.10	1.816	09:29:22.754
7 -	<b>1:06.969</b>	<b>48.174</b>	<b>1:55.143 (1)</b>	<b>68.15</b>		<b>09:31:17.897</b>

<b>P19 54 C John HOLD</b>		Yamaha RD350 YPVS -				
IDEAL LAP TIME : 1:54.748		BEST LAP TIME : 1:55.640		DIFFERENCE : 0.892		
LAP	SECTOR 1	SECTOR 2	LAP TIME	MPH	DIFF	TIME OF DAY
1 -	1:09.699	49.983	1:59.682	65.57	4.042	09:19:34.380
2 -	1:10.288	49.959	2:00.247	65.26	4.607	09:21:34.627
3 -	1:06.938	49.024	1:55.962 (2)	67.67	0.322	09:23:30.589
4 -	1:07.587	<b>48.053</b>	<b>1:55.640 (1)</b>	<b>67.86</b>		<b>09:25:26.229</b>
5 -	<b>1:06.695</b>	49.397	1:56.092	67.60	0.452	09:27:22.321
6 -	1:08.828	48.982	1:57.810	66.61	2.170	09:29:20.131
7 -	1:07.599	48.374	1:55.973 (3)	67.67	0.333	09:31:16.104

<b>P20 73 C Colvin TURNER</b>		Yamaha TZR250 -				
IDEAL LAP TIME : 1:56.279		BEST LAP TIME : 1:56.790		DIFFERENCE : 0.511		
LAP	SECTOR 1	SECTOR 2	LAP TIME	MPH	DIFF	TIME OF DAY
1 -	1:09.765	49.954	1:59.719	65.55	2.929	09:19:34.870
2 -	1:10.194	50.203	2:00.397	65.18	3.607	09:21:35.267
3 -	1:08.070	49.092	1:57.162 (3)	66.98	0.372	09:23:32.429
4 -	<b>1:07.946</b>	49.106	1:57.052 (2)	67.04	0.262	09:25:29.481
5 -	1:08.457	<b>48.333</b>	<b>1:56.790 (1)</b>	<b>67.19</b>		<b>09:27:26.271</b>
6 -	1:09.016	51.514	2:00.530	65.11	3.740	09:29:26.801
7 -	1:10.465	49.724	2:00.189	65.29	3.399	09:31:26.990

# BMCRC - MRO Championships 2022 - Rnd 5 @ Cadwell Park

## DFDS Yamaha Past Masters

### QUALIFYING - SECTOR ANALYSIS



SECTOR 1 = FL to I1, SECTOR 2 = I1 to FL, DIFF = Difference To Personal Best Lap, P = Crossed Finish Line in Pit Lane, D = Time Disallowed

P21 71 C		Alan BUSHELL		Yamaha RD250LC -			
IDEAL LAP TIME : 1:57.323		BEST LAP TIME : 1:58.569		DIFFERENCE : 1.246			
LAP	SECTOR 1	SECTOR 2	LAP TIME	MPH	DIFF	TIME OF DAY	
1 -	1:17.870	50.233	2:08.103	61.26	9.534	09:19:52.332	
2 -	1:09.737	49.777	1:59.514	65.66	0.945	09:21:51.846	
3 -	1:09.947	49.756	1:59.703	65.56	1.134	09:23:51.549	
4 -	1:09.465	<b>49.104</b>	<b>1:58.569 (1)</b>	<b>66.18</b>		<b>09:25:50.118</b>	
5 -	1:09.420	49.498	1:58.918 (3)	65.99	0.349	09:27:49.036	
6 -	1:09.348	49.259	1:58.607 (2)	66.16	0.038	09:29:47.643	
7 -	<b>1:08.219</b>	50.858	1:59.077	65.90	0.508	09:31:46.720	

P22 100 R		Michael PINCHES		Yamaha TZR250 - www.ypmrc.co.uk			
IDEAL LAP TIME : 1:59.169		BEST LAP TIME : 1:59.169		DIFFERENCE : 0.000			
LAP	SECTOR 1	SECTOR 2	LAP TIME	MPH	DIFF	TIME OF DAY	
1 -	1:16.537	52.856	2:09.393	60.65	10.224	09:20:12.048	
2 -	1:10.871	51.741	2:02.612	64.00	3.443	09:22:14.660	
3 -	1:09.835	51.489	2:01.324 (2)	64.68	2.155	09:24:15.984	
4 -	1:10.364	51.336	2:01.700 (3)	64.48	2.531	09:26:17.684	
5 -	<b>1:08.390</b>	<b>50.779</b>	<b>1:59.169 (1)</b>	<b>65.85</b>		<b>09:28:16.853</b>	
6 -	1:10.274	51.684	2:01.958	64.35	2.789	09:30:18.811	

P23 31 C		Rob FARMER		Yamaha TZR250 -			
IDEAL LAP TIME : 2:00.110		BEST LAP TIME : 2:00.478		DIFFERENCE : 0.368			
LAP	SECTOR 1	SECTOR 2	LAP TIME	MPH	DIFF	TIME OF DAY	
1 -	1:15.703	52.207	2:07.910	61.35	7.432	09:20:08.497	
2 -	<b>1:09.947</b>	50.531	<b>2:00.478 (1)</b>	<b>65.14</b>		<b>09:22:08.975</b>	
3 -	1:12.229	51.889	2:04.118	63.23	3.640	09:24:13.093	
4 -	1:10.806	<b>50.163</b>	2:00.969 (2)	64.87	0.491	09:26:14.062	
5 -	1:10.199	51.047	2:01.246 (3)	64.72	0.768	09:28:15.308	
6 -	1:12.401	52.621	2:05.022	62.77	4.544	09:30:20.330	

P24 62 C		David PATERSON		Yamaha TZR 2MA - The love of a good woman			
IDEAL LAP TIME : 2:01.624		BEST LAP TIME : 2:01.882		DIFFERENCE : 0.258			
LAP	SECTOR 1	SECTOR 2	LAP TIME	MPH	DIFF	TIME OF DAY	
1 -	1:15.136	51.493	2:06.629	61.97	4.747	09:20:05.426	
2 -	1:11.227	50.730	2:01.957 (2)	64.35	0.075	09:22:07.383	
3 -	1:11.784	51.332	2:03.116	63.74	1.234	09:24:10.499	
4 -	1:11.413	<b>50.469</b>	<b>2:01.882 (1)</b>	<b>64.39</b>		<b>09:26:12.381</b>	
5 -	<b>1:11.155</b>	51.201	2:02.356 (3)	64.14	0.474	09:28:14.737	
6 -	1:12.137	51.919	2:04.056	63.26	2.174	09:30:18.793	

P25 29		Derek CRIPPS		Yamaha TZR250 - Kelly Cripps - Team FBR			
IDEAL LAP TIME : 2:01.958		BEST LAP TIME : 2:01.958		DIFFERENCE : 0.000			
LAP	SECTOR 1	SECTOR 2	LAP TIME	MPH	DIFF	TIME OF DAY	
1 -	1:21.614	54.800	2:16.414 (2)	57.53	14.456	09:20:17.143	
2 -	1:26.292	53.134	2:19.426 (3)	56.28	17.468	09:22:36.569	
3 -	<b>1:11.770</b>	<b>50.188</b>	<b>2:01.958 (1)</b>	<b>64.35</b>		<b>09:24:38.527</b>	

P26 77 R		Adam COLLINS		Yamaha TZR250 - N/A			
IDEAL LAP TIME : 2:01.382		BEST LAP TIME : 2:02.431		DIFFERENCE : 1.049			
LAP	SECTOR 1	SECTOR 2	LAP TIME	MPH	DIFF	TIME OF DAY	
1 -	1:20.894	52.629	2:13.523	58.77	11.092	09:20:19.618	
2 -	1:17.973	55.996	2:13.969	58.58	11.538	09:22:33.587	
3 -	1:12.595	51.442	2:04.037	63.27	1.606	09:24:37.624	
4 -	1:11.433	51.924	2:03.357 (3)	63.62	0.926	09:26:40.981	
5 -	1:11.464	<b>50.967</b>	<b>2:02.431 (1)</b>	<b>64.10</b>		<b>09:28:43.412</b>	
6 -	<b>1:10.415</b>	52.308	2:02.723 (2)	63.94	0.292	09:30:46.135	



# BMCRC - MRO Championships 2022 - Rnd 5 @ Cadwell Park

## DFDS Yamaha Past Masters

### QUALIFYING - SECTOR ANALYSIS



SECTOR 1 = FL to I1, SECTOR 2 = I1 to FL, DIFF = Difference To Personal Best Lap, P = Crossed Finish Line in Pit Lane, D = Time Disallowed

P27 25 C		Stephen WIMBLE		Yamaha TZR250 - S.B.W Contractor			
IDEAL LAP TIME : 2:04.451		BEST LAP TIME : 2:04.451		DIFFERENCE : 0.000			
LAP	SECTOR 1	SECTOR 2	LAP TIME	MPH	DIFF	TIME OF DAY	
1 -	1:19.665	54.558	2:14.223	58.47	9.772	09:19:58.421	
2 -	1:14.961	53.178	2:08.139	61.24	3.688	09:22:06.560	
3 -	1:13.971	52.389	2:06.360	62.10	1.909	09:24:12.920	
4 -	1:12.881	52.030	2:04.911 (2)	62.82	0.460	09:26:17.831	
5 -	<b>1:12.822</b>	<b>51.629</b>	<b>2:04.451 (1)</b>	<b>63.06</b>		<b>09:28:22.282</b>	
6 -	1:13.177	52.390	2:05.567 (3)	62.50	1.116	09:30:27.849	

P28 65 C		Nigel TERRY		Yamaha TZR250 - NTrap Garage Doors			
IDEAL LAP TIME : 2:06.139		BEST LAP TIME : 2:06.724		DIFFERENCE : 0.585			
LAP	SECTOR 1	SECTOR 2	LAP TIME	MPH	DIFF	TIME OF DAY	
1 -	1:18.615	54.134	2:12.749	59.11	6.025	09:19:56.088	
2 -	<b>1:13.085</b>	53.639	<b>2:06.724 (1)</b>	<b>61.93</b>		<b>09:22:02.812</b>	
3 -	1:14.452	55.913	2:10.365	60.20	3.641	09:24:13.177	
4 -	1:14.121	<b>53.054</b>	2:07.175 (2)	61.71	0.451	09:26:20.352	
5 -	1:15.618	53.568	2:09.186 (3)	60.75	2.462	09:28:29.538	
6 -	1:15.910	54.965	2:10.875	59.96	4.151	09:30:40.413	

P29 67 C		Mark BAILEY		Yamaha TZR250 - Elite Air conditioning Ltd. Hydroflow plumbing			
IDEAL LAP TIME :		BEST LAP TIME : 2:11.704		DIFFERENCE :			
LAP	SECTOR 1	SECTOR 2	LAP TIME	MPH	DIFF	TIME OF DAY	
1 -			2:24.763	54.21	13.059	09:20:30.555	
2 -			<b>2:11.704 (1)</b>	<b>59.58</b>		<b>09:22:42.259</b>	
3 -			2:13.298 (3)	58.87	1.594	09:24:55.557	
4 -			2:12.680 (2)	59.15	0.976	09:27:08.237	

P30 59		Neil HESMAN		Yamaha RD350R - The Village Websmith - Farkham Hall			
IDEAL LAP TIME : 2:16.202		BEST LAP TIME : 2:17.287		DIFFERENCE : 1.085			
LAP	SECTOR 1	SECTOR 2	LAP TIME	MPH	DIFF	TIME OF DAY	
1 -	1:21.972	<b>55.338</b>	2:17.310 (2)	57.15	0.023	09:20:16.179	
2 -	1:21.382	56.051	2:17.433 (3)	57.10	0.146	09:22:33.612	
3 -	<b>1:20.864</b>	56.423	<b>2:17.287 (1)</b>	<b>57.16</b>		<b>09:24:50.899</b>	
4 -	1:24.010	57.994	2:22.004	55.26	4.717	09:27:12.903	
5 -	1:22.165	57.028	2:19.193	56.38	1.906	09:29:32.096	
6 -	1:22.387	56.616	2:19.003	56.45	1.716	09:31:51.099	

# BMCRC - MRO Championships 2022 - Rnd 5 @ Cadwell Park

## DFDS Yamaha Past Masters

### QUALIFYING - BEST SECTORS

SECTOR 1				SECTOR 2				IDEAL / BEST COMPARISON				
POS	NO	NAME	TIME	NO	NAME	TIME	POS	NO	NAME	IDEAL	BEST	DIFF
									<b>PERFECT LAP</b>	<b>1:42.621</b>		
1	19	BRANTON	<b>59.879</b>	75	JOHNSON	<b>42.742</b>	1	19	BRANTON	1:42.726	1:43.013	<b>0.287</b>
2	51	WHOLEY	<b>59.921</b>	19	BRANTON	<b>42.847</b>	2	75	JOHNSON	1:42.834	1:43.146	<b>0.312</b>
3	75	JOHNSON	<b>1:00.092</b>	51	WHOLEY	<b>43.051</b>	3	51	WHOLEY	1:42.972	1:43.400	<b>0.428</b>
4	30	COOPER	<b>1:00.190</b>	30	COOPER	<b>43.053</b>	4	30	COOPER	1:43.243	1:43.243	<b>0.000</b>
5	57	MOOK	<b>1:01.504</b>	13	EDMONDSON	<b>44.349</b>	5	13	EDMONDSON	1:45.997	1:46.121	<b>0.124</b>
6	81	GRANT	<b>1:01.512</b>	81	GRANT	<b>44.553</b>	6	81	GRANT	1:46.065	1:46.065	<b>0.000</b>
7	13	EDMONDSON	<b>1:01.648</b>	57	MOOK	<b>44.628</b>	7	57	MOOK	1:46.132	1:47.182	<b>1.050</b>
8	8	BALL	<b>1:02.235</b>	27	HAYWARD	<b>44.895</b>	8	8	BALL	1:47.137	1:48.175	<b>1.038</b>
9	74	WHITBY	<b>1:02.294</b>	8	BALL	<b>44.902</b>	9	27	HAYWARD	1:47.900	1:48.188	<b>0.288</b>
10	92	MOOK	<b>1:02.747</b>	55	TOLAND	<b>45.070</b>	10	92	MOOK	1:47.988	1:48.151	<b>0.163</b>
11	55	TOLAND	<b>1:02.944</b>	92	MOOK	<b>45.241</b>	11	55	TOLAND	1:48.014	1:48.110	<b>0.096</b>
12	27	HAYWARD	<b>1:03.005</b>	74	WHITBY	<b>45.768</b>	12	74	WHITBY	1:48.062	1:48.062	<b>0.000</b>
13	26	LEE	<b>1:03.290</b>	26	LEE	<b>45.786</b>	13	26	LEE	1:49.076	1:49.757	<b>0.681</b>
14	72	HAMILTON	<b>1:05.843</b>	60	GOUGH	<b>46.769</b>	14	125	HIGERTY	1:53.010	1:53.177	<b>0.167</b>
15	125	HIGERTY	<b>1:05.847</b>	125	HIGERTY	<b>47.163</b>	15	60	GOUGH	1:53.280	1:54.774	<b>1.494</b>
16	60	GOUGH	<b>1:06.511</b>	333	STUBBERFIELD	<b>47.216</b>	16	72	HAMILTON	1:53.703	1:54.056	<b>0.353</b>
17	54	HOLD	<b>1:06.695</b>	72	HAMILTON	<b>47.860</b>	17	333	STUBBERFIELD	1:54.345	1:54.776	<b>0.431</b>
18	46	MARSHALL	<b>1:06.969</b>	54	HOLD	<b>48.053</b>	18	54	HOLD	1:54.748	1:55.640	<b>0.892</b>
19	333	STUBBERFIELD	<b>1:07.129</b>	46	MARSHALL	<b>48.174</b>	19	46	MARSHALL	1:55.143	1:55.143	<b>0.000</b>
20	73	TURNER	<b>1:07.946</b>	73	TURNER	<b>48.333</b>	20	73	TURNER	1:56.279	1:56.790	<b>0.511</b>
21	71	BUSHELL	<b>1:08.219</b>	71	BUSHELL	<b>49.104</b>	21	71	BUSHELL	1:57.323	1:58.569	<b>1.246</b>
22	100	PINCHES	<b>1:08.390</b>	31	FARMER	<b>50.163</b>	22	100	PINCHES	1:59.169	1:59.169	<b>0.000</b>
23	31	FARMER	<b>1:09.947</b>	29	CRIPPS	<b>50.188</b>	23	31	FARMER	2:00.110	2:00.478	<b>0.368</b>
24	77	COLLINS	<b>1:10.415</b>	62	PATERSON	<b>50.469</b>	24	77	COLLINS	2:01.382	2:02.431	<b>1.049</b>
25	62	PATERSON	<b>1:11.155</b>	100	PINCHES	<b>50.779</b>	25	62	PATERSON	2:01.624	2:01.882	<b>0.258</b>
26	29	CRIPPS	<b>1:11.770</b>	77	COLLINS	<b>50.967</b>	26	29	CRIPPS	2:01.958	2:01.958	<b>0.000</b>
27	25	WIMBLE	<b>1:12.822</b>	25	WIMBLE	<b>51.629</b>	27	25	WIMBLE	2:04.451	2:04.451	<b>0.000</b>
28	65	TERRY	<b>1:13.085</b>	65	TERRY	<b>53.054</b>	28	65	TERRY	2:06.139	2:06.724	<b>0.585</b>
29	59	HESMAN	<b>1:20.864</b>	59	HESMAN	<b>55.338</b>	29	59	HESMAN	2:16.202	2:17.287	<b>1.085</b>
30							30	67	BAILEY		2:11.704	

# BMCRC - MRO Championships 2022 - Rnd 5 @ Cadwell Park

## DFDS Yamaha Past Masters

### QUALIFYING - STATISTICS

<b>Competitors Started</b>	30
<b>Planned Start</b>	2022-06-25 @ 09:17:00.000
<b>Actual Start</b>	2022-06-25 @ 09:16:55.976
<b>Finish Time</b>	2022-06-25 @ 09:29:52.943
<b>Track Length</b>	2.1800mi.
<b>Total Laps</b>	197
<b>Total Distance Covered</b>	429.4636mi.

### Session Fastest Lap History

NO	CL	NAME	LAP TIME	TIME OF DAY	LAP	VEHICLE
30		Alan COOPER	1:47.389	09:19:22.062	1	Yamaha TZR250
30		Alan COOPER	1:45.107	09:21:07.170	2	Yamaha TZR250
51		Kevin WHOLEY	1:44.748	09:21:07.391	2	Yamaha TZR250
19		Peter BRANTON	1:44.204	09:21:07.753	2	Yamaha TZR250
19		Peter BRANTON	1:44.074	09:22:51.827	3	Yamaha TZR250
75		Anthony JOHNSON	1:43.146	09:23:08.696	3	Yamaha TZR250
19		Peter BRANTON	1:43.013	09:26:20.234	5	Yamaha TZR250

### Flag History

TYPE	TIME OF DAY
GREEN	09:16:55.976
FINISH	09:29:52.943

### Flag Statistics

TYPE	COUNT	TOTAL LAPS	TOTAL TIME
Green	1	8	15:13.992
Red	0	0	0.000
Safety Car	0	0	0.000
FCY	0	0	0.000

# BMCRC - MRO Championships 2022 - Rnd 5 @ Cadwell Park

## DFDS Yamaha Past Masters

### QUALIFYING - STATISTICS

CLASS :

15 Starters

#### Fastest Lap History

NO	NAME	LAP TIME	TIME OF DAY	LAP	VEHICLE
30	Alan COOPER	1:47.389	09:19:22.062	1	Yamaha TZR250
30	Alan COOPER	1:45.107	09:21:07.170	2	Yamaha TZR250
51	Kevin WHOLEY	1:44.748	09:21:07.391	2	Yamaha TZR250
19	Peter BRANTON	1:44.204	09:21:07.753	2	Yamaha TZR250
19	Peter BRANTON	1:44.074	09:22:51.827	3	Yamaha TZR250
75	Anthony JOHNSON	1:43.146	09:23:08.696	3	Yamaha TZR250
19	Peter BRANTON	1:43.013	09:26:20.234	5	Yamaha TZR250

# BMCRC - MRO Championships 2022 - Rnd 5 @ Cadwell Park

## DFDS Yamaha Past Masters

### QUALIFYING - STATISTICS

CLASS : C

13 Starters

#### Fastest Lap History

NO	NAME	LAP TIME	TIME OF DAY	LAP	VEHICLE
92	Andrew MOOK	1:54.458	09:19:30.257	1	Yamaha TZR250
92	Andrew MOOK	1:49.670	09:21:19.928	2	Yamaha TZR250
92	Andrew MOOK	1:48.608	09:23:08.534	3	Yamaha TZR250
92	Andrew MOOK	1:48.151	09:24:56.687	4	Yamaha TZR250

# BMCRC - MRO Championships 2022 - Rnd 5 @ Cadwell Park

## DFDS Yamaha Past Masters

### QUALIFYING - STATISTICS

CLASS : R

2 Starters

#### Fastest Lap History

NO	NAME	LAP TIME	TIME OF DAY	LAP	VEHICLE
100	Michael PINCHES	2:09.393	09:20:12.063	1	Yamaha TZR250
100	Michael PINCHES	2:02.612	09:22:14.675	2	Yamaha TZR250
100	Michael PINCHES	2:01.324	09:24:15.999	3	Yamaha TZR250
100	Michael PINCHES	1:59.169	09:28:16.868	5	Yamaha TZR250

**BMCRC - MRO Championships 2022 - Rnd 5 @ Cadwell Park**
**DFDS Yamaha Past Masters**
**RACE 2 - GRID (7 Laps)**

ROW 10	28	<b>65</b> Nigel TERRY	2:06.724	29	<b>67</b> Mark BAILEY	2:11.704	30	<b>59</b> Neil HESMAN	2:17.287
ROW 9	25	<b>29</b> Derek CRIPPS	2:01.958	26	<b>77</b> Adam COLLINS	2:02.431	27	<b>25</b> Stephen WIMBLE	2:04.451
ROW 8	22	<b>100</b> Michael PINCHES	1:59.169	23	<b>31</b> Rob FARMER	2:00.478	24	<b>62</b> David PATERSON	2:01.882
ROW 7	19	<b>54</b> John HOLD	1:55.640	20	<b>73</b> Colvin TURNER	1:56.790	21	<b>71</b> Alan BUSHELL	1:58.569
ROW 6	16	<b>60</b> Daniel GOUGH	1:54.774	17	<b>333</b> Mark STUBBERFIELD	1:54.776	18	<b>46</b> Kevin MARSHALL	1:55.143
ROW 5	13	<b>26</b> Damian LEE	1:49.757	14	<b>125</b> Steve HIGERTY	1:53.177	15	<b>72</b> John HAMILTON	1:54.056
ROW 4	10	<b>92</b> Andrew MOOK	1:48.151	11	<b>8</b> David BALL	1:48.175	12	<b>27</b> Richard HAYWARD	1:48.188
ROW 3	7	<b>57</b> Geoff MOOK	1:47.182	8	<b>74</b> Paul WHITBY	1:48.062	9	<b>55</b> Paul TOLAND	1:48.110
ROW 2	4	<b>51</b> Kevin WHOLEY	1:43.400	5	<b>81</b> Scott GRANT	1:46.065	6	<b>13</b> Doug EDMONDSON	1:46.121
ROW 1	1	<b>19</b> Peter BRANTON	1:43.013	2	<b>75</b> Anthony JOHNSON	1:43.146	3	<b>30</b> Alan COOPER	1:43.243
<b>Pole</b>									

Cadwell Park: 2.1800 miles

These results are provisional until the conclusion of any judicial and technical matters.

Clerk Of Course :	Stewards :	Timekeeper : Sarah Evans
-------------------	------------	--------------------------

 Results can be found at [www.tsl-timing.com](http://www.tsl-timing.com)

Printed - 09:33 Saturday, 25 June 2022



**BMCRC - MRO Championships 2022 - Rnd 5 @ Cadwell Park**
**DFDS Yamaha Past Masters**
**RACE 2 - CLASSIFICATION**

POS	NO	CL	PIC NAME	ENTRY	LAPS	TIME	GAP	DIFF	MPH	BEST	ON
1	19		1 Peter BRANTON	Yamaha TZR250 - Exactweld Racing	7	12:04.955			75.77	1:42.106	3
2	75		2 Anthony JOHNSON	Yamaha TZR250 - INTA MOTORCYCLE SERVICE!	7	12:05.220	0.265	0.265	75.75	1:41.839	4
3	30		3 Alan COOPER	Yamaha TZR250 - Twistgrip Motorcycles	7	12:06.789	1.834	1.569	75.58	1:41.624	5
4	13		4 Doug EDMONDSON	Yamaha 350 YPVS -	7	12:15.158	10.203	8.369	74.72	1:43.342	2
5	81		5 Scott GRANT	Yamaha TZR250 - Katie, Mum and Dad	7	12:21.964	17.009	6.806	74.04	1:44.112	2
6	27*		6 Richard HAYWARD	Yamaha TZR250 - Hazel Motors/ Gforce	7	12:21.242			74.11	1:44.045	2
7	57		7 Geoff MOOK	Yamaha TZR250 -	7	12:27.364	22.409		73.50	1:45.632	4
8	55		8 Paul TOLAND	Yamaha TZR250 - Kippers keys	7	12:40.010	35.055	12.646	72.28	1:45.917	2
9	8		9 David BALL	Yamaha TZR250 - Gardiner Page and Roe pension	7	12:41.686	36.731	1.676	72.12	1:47.345	7
10	74		10 Paul WHITBY	Yamaha TZR250 - Greybridge Ltd	7	12:43.186	38.231	1.500	71.98	1:47.708	2
11	92	C	1 Andrew MOOK	Yamaha TZR250 -	7	12:46.299	41.344	3.113	71.69	1:47.908	5
12	26	C	2 Damian LEE	Yamaha TZR250 - Leed Autos	7	12:53.618	48.663	7.319	71.01	1:48.948	2
13	125		11 Steve HIGERTY	Yamaha TZR250 - Yellow House/Cambridge MC's	7	13:04.037	59.082	10.419	70.06	1:50.028	2
14	29		12 Derek CRIPPS	Yamaha TZR250 - Kelly Cripps - Team FBR	7	13:09.676	1:04.721	5.639	69.56	1:50.290	4
15	72	C	3 John HAMILTON	Yamaha TRZ250 - LW Racing	7	13:09.778	1:04.823	0.102	69.55	1:50.445	5
16	333	C	4 Mark STUBBERFIELD	Yamaha TZR250 - Polished concrete London	7	13:17.430	1:12.475	7.652	68.89	1:50.733	4
17	60	C	5 Daniel GOUGH	Yamaha TZR250 - Kieran Lewis/G Force Mc	7	13:21.908	1:16.953	4.478	68.50	1:52.606	3
18	46		13 Kevin MARSHALL	Yamaha TZR250 - Stacey Processing	7	13:33.588	1:28.633	11.680	67.52	1:54.229	6
19	54	C	6 John HOLD	Yamaha RD350 YPVS -	7	13:44.902	1:39.947	11.314	66.59	1:56.246	5
20	73	C	7 Colvin TURNER	Yamaha TZR250 -	7	13:45.307	1:40.352	0.405	66.56	1:55.668	3
21	71	C	8 Alan BUSHELL	Yamaha RD250LC -	7	13:45.951	1:40.996	0.644	66.51	1:55.222	7
22	62	C	9 David PATERSON	Yamaha TZR 2MA - The love of a good woman	7	14:00.053	1:55.098	14.102	65.39	1:57.998	6
23	100	R	1 Michael PINCHES	Yamaha TZR250 - www.ypmrc.co.uk	7	14:00.833	1:55.878	0.780	65.33	1:56.769	5
24	31	C	10 Rob FARMER	Yamaha TZR250 -	7	14:02.301	1:57.346	1.468	65.22	1:57.976	6
25	25	C	11 Stephen WIMBLE	Yamaha TZR250 - S.B.W Contractor	6	12:14.502	1 Lap	1 Lap	64.10	1:59.376	2
26	77	R	2 Adam COLLINS	Yamaha TZR250 - N/A	6	12:15.196	1 Lap	0.694	64.04	1:59.179	5
27	67	C	12 Mark BAILEY	Yamaha TZR250 - Elite Air conditioning Ltd. Hydrofl	6	12:20.600	1 Lap	5.404	63.58	1:59.592	2
28	59		14 Neil HESMAN	Yamaha RD350R - The Village Websmith - Farkhan	6	13:07.223	1 Lap	46.623	59.81	2:08.107	6

**NOT CLASSIFIED**

DNF	51		Kevin WHOLEY	Yamaha TZR250 - Twistgrip Motorcycles	6	10:21.518	1 Lap		75.76	1:41.861	6
DNF	65	C	Nigel TERRY	Yamaha TZR250 - NTrap Garage Doors	3	6:19.089	4 Laps	3 Laps	62.10	2:03.317	3

**FASTEST LAP**

	30		Alan COOPER	Yamaha TZR250 - Twistgrip Motorcycles	5	1:41.624			77.22 mph	124.28 kph
	92	C	Andrew MOOK	Yamaha TZR250 -	5	1:47.908			72.72 mph	117.04 kph
	100	R	Michael PINCHES	Yamaha TZR250 - www.ypmrc.co.uk	5	1:56.769			67.21 mph	108.16 kph

**Bike #27 - 1 position penalty - Yellow flag infringement**
**Class - 92.5% of Race Speed = 70.08 mph**
**Class C - 92.5% of Race Speed = 66.31 mph**
**Class R - 92.5% of Race Speed = 60.43 mph**

Race Distance: 7 Laps / 15.26 miles

Cadwell Park: 2.1800 miles

Weather / Track : Bright / Dry

These results are provisional until the conclusion of any judicial and technical matters.

Date: 25/06/2022 Start: 12:14 Finish: 12:26

Clerk Of Course :	Stewards :	Timekeeper : Sarah Evans
-------------------	------------	--------------------------

 Results can be found at [www.tsl-timing.com](http://www.tsl-timing.com)

Printed - 12:38 Saturday, 25 June 2022





# BMCR - MRO Championships 2022 - Rnd 5 @ Cadwell Park

## DFDS Yamaha Past Masters

### RACE 2 - LAP CHART

#### LAP 1 @ 12:15:56.170

NO	BEHIND	LAP TIME
51		1:48.441
19	0.297	1:48.738
75	0.749	1:49.190
13	1.549	1:49.990
30	2.564	1:51.005
81	2.578	1:51.019
27	2.788	1:51.229
57	3.998	1:52.439
55	5.394	1:53.835
74	5.710	1:54.151
8	6.035	1:54.476
92	7.485	1:55.926
26	7.989	1:56.430
125	9.010	1:57.451
60	11.550	1:59.991
333	12.350	2:00.791
72	12.729	2:01.170
29	12.864	2:01.305
54	14.727	2:03.168
46	15.307	2:03.748
73	15.459	2:03.900
71	16.896	2:05.337
62	19.170	2:07.611
31	19.765	2:08.206
100	22.066	2:10.507
67	23.536	2:11.977
65	23.896	2:12.337
25	24.105	2:12.546
77	24.785	2:13.226
59	29.267	2:17.708

#### LAP 2 @ 12:17:39.301

NO	BEHIND	LAP TIME
19		1:42.834
51	0.220	1:43.351
75	0.658	1:43.040
13	1.760	1:43.342
30	1.883	1:42.450
81	3.559	1:44.112
27	3.702	1:44.045
57	6.781	1:45.914
55	8.180	1:45.917
74	10.287	1:47.708
8	10.456	1:47.552
92	12.801	1:48.447
26	13.806	1:48.948
125	15.907	1:50.028
72	21.706	1:52.108
29	22.095	1:52.362
333	22.932	1:53.713
60	23.469	1:55.050
54	28.020	1:56.424
46	28.120	1:55.944
73	28.677	1:56.349
71	30.768	1:57.003
62	34.374	1:58.335
31	35.470	1:58.836
100	38.127	1:59.192
67	39.997	1:59.592
25	40.350	1:59.376
77	43.239	2:01.585
65	44.200	2:03.435
59	56.049	2:09.913

#### LAP 3 @ 12:19:21.407

NO	BEHIND	LAP TIME
19		1:42.106
51	0.361	1:42.247
75	0.839	1:42.287
30	1.915	1:42.138
13	3.905	1:44.251
81	6.070	1:44.617
27	6.303	1:44.707
57	10.544	1:45.869
55	12.912	1:46.838
74	15.970	1:47.789
8	16.334	1:47.984
92	19.229	1:48.534
26	21.047	1:49.347
125	24.943	1:51.142
29	31.406	1:51.417
72	31.772	1:52.172
333	32.418	1:51.592
60	33.969	1:52.606
73	42.239	1:55.668
46	42.364	1:56.350
54	43.807	1:57.893
71	46.138	1:57.476
62	51.368	1:59.100
31	52.210	1:58.846
100	55.411	1:59.390
25	58.766	2:00.522
67	1:00.998	2:03.107
77	1:01.492	2:00.359
65	1:05.411	2:03.317
59	1:24.443	2:10.500

#### LAP 4 @ 12:21:03.763

NO	BEHIND	LAP TIME
19		1:42.356
75	0.322	1:41.839
51	0.351	1:42.346
30	2.259	1:42.700
13	5.507	1:43.958
81	9.003	1:45.289
27	9.216	1:45.269
57	13.820	1:45.632
55	17.483	1:46.927
74	21.572	1:47.958
8	21.811	1:47.833
92	24.908	1:48.035
26	27.849	1:49.158
125	33.144	1:50.557
29	39.340	1:50.290
72	40.266	1:50.850
333	40.795	1:50.733
60	45.469	1:53.856
46	54.613	1:54.605
73	55.959	1:56.076
54	58.397	1:56.946
71	1:00.723	1:56.941
62	1:07.692	1:58.680
31	1:08.752	1:58.898
100	1:11.256	1:58.201
25	1:16.675	2:00.265
67	1:20.166	2:01.524
77	1:20.787	2:01.651

#### LAP 5 @ 12:22:47.254

NO	BEHIND	LAP TIME
75		1:43.169
19	0.032	1:43.523
51	0.132	1:43.272
30	0.392	1:41.624
13	5.837	1:43.821
59	1 Lap	2:11.148
81	10.509	1:44.997
27	10.671	1:44.946
57	16.070	1:45.741
55	22.131	1:48.139
74	26.324	1:48.243
8	26.570	1:48.250
92	29.325	1:47.908
26	34.430	1:50.072
125	40.868	1:51.215
29	46.668	1:50.819
72	47.220	1:50.445
333	51.293	1:53.989
60	55.912	1:53.934
46	1:05.356	1:54.234
73	1:10.827	1:58.359
54	1:11.152	1:56.246
71	1:14.562	1:57.330
62	1:22.296	1:58.095
31	1:23.388	1:58.127
100	1:24.534	1:56.769
25	1:33.544	2:00.360
77	1:36.475	1:59.179
67	1:37.613	2:00.938

#### LAP 6 @ 12:24:29.247

NO	BEHIND	LAP TIME
51		1:41.861
19	0.732	1:42.693
75	1.201	1:43.194
30	2.196	1:43.797
13	8.231	1:44.387
81	13.457	1:44.941
27	13.814	1:45.136
57	20.031	1:45.954
55	28.866	1:48.728
74	32.525	1:48.194
8	32.823	1:48.246
92	36.312	1:48.980
59	1 Lap	2:09.847
26	43.076	1:50.639
125	50.610	1:51.735
29	55.703	1:51.028
72	56.825	1:51.598
333	1:02.699	1:53.399
60	1:06.943	1:53.024
46	1:17.592	1:54.229
54	1:26.622	1:57.463
73	1:26.674	1:57.840
71	1:29.211	1:56.642
62	1:38.301	1:57.998
31	1:39.371	1:57.976
100	1:40.149	1:57.608

#### LAP 7 @ 12:26:12.684

NO	BEHIND	LAP TIME
19		1:42.705

75	0.265	1:42.501
30	1.834	1:43.075
25	1 Lap	2:01.433
13	10.203	1:45.409
77	1 Lap	1:59.196
67	1 Lap	2:03.462
27	16.287	1:45.910
81	17.009	1:46.989
57	22.409	1:45.815
55	35.055	1:49.626
8	36.731	1:47.345
74	38.231	1:49.143
92	41.344	1:48.469
26	48.663	1:49.024
125	59.082	1:51.909
59	1 Lap	2:08.107
29	1:04.721	1:52.455
72	1:04.823	1:51.435
333	1:12.475	1:53.213
60	1:16.953	1:53.447
46	1:28.633	1:54.478
54	1:39.947	1:56.762
73	1:40.352	1:57.115
71	1:40.996	1:55.222
62	1:55.098	2:00.234
100	1:55.878	1:59.166
31	1:57.346	2:01.412

# BMCRC - MRO Championships 2022 - Rnd 5 @ Cadwell Park

## DFDS Yamaha Past Masters

### RACE 2 - SECTOR ANALYSIS



SECTOR 1 = FL to I1, SECTOR 2 = I1 to FL, DIFF = Difference To Personal Best Lap, P = Crossed Finish Line in Pit Lane, D = Time Disallowed

P1 19		Peter BRANTON		Yamaha TZR250 - Exactweld Racing			
IDEAL LAP TIME : 1:41.763		BEST LAP TIME : 1:42.106		DIFFERENCE : 0.343			
LAP	SECTOR 1	SECTOR 2	LAP TIME	MPH	DIFF	TIME OF DAY	
1 -		43.184	1:48.738	72.17	6.632	12:15:56.467	
2 -	59.533	43.301	1:42.834	76.31	0.728	12:17:39.301	
3 -	59.390	<b>42.716</b>	<b>1:42.106 (1)</b>	<b>76.86</b>		<b>12:19:21.407</b>	
4 -	<b>59.047</b>	43.309	1:42.356 (2)	76.67	0.250	12:21:03.763	
5 -	59.672	43.851	1:43.523	75.80	1.417	12:22:47.286	
6 -	59.902	42.791	1:42.693 (3)	76.42	0.587	12:24:29.979	
7 -	59.262	43.443	1:42.705	76.41	0.599	12:26:12.684	

P2 75		Anthony JOHNSON		Yamaha TZR250 - INTA MOTORCYCLE SERVICES LTD			
IDEAL LAP TIME : 1:41.833		BEST LAP TIME : 1:41.839		DIFFERENCE : 0.006			
LAP	SECTOR 1	SECTOR 2	LAP TIME	MPH	DIFF	TIME OF DAY	
1 -		42.718	1:49.190	71.87	7.351	12:15:56.919	
2 -	59.747	43.293	1:43.040	76.16	1.201	12:17:39.959	
3 -	59.435	42.852	1:42.287 (2)	76.72	0.448	12:19:22.246	
4 -	<b>59.184</b>	42.655	<b>1:41.839 (1)</b>	<b>77.06</b>		<b>12:21:04.085</b>	
5 -	59.666	43.503	1:43.169	76.07	1.330	12:22:47.254	
6 -	1:00.186	43.008	1:43.194	76.05	1.355	12:24:30.448	
7 -	59.852	<b>42.649</b>	1:42.501 (3)	76.56	0.662	12:26:12.949	

P3 30		Alan COOPER		Yamaha TZR250 - Twistgrip Motorcycles			
IDEAL LAP TIME : 1:41.624		BEST LAP TIME : 1:41.624		DIFFERENCE : 0.000			
LAP	SECTOR 1	SECTOR 2	LAP TIME	MPH	DIFF	TIME OF DAY	
1 -		43.656	1:51.005	70.69	9.381	12:15:58.734	
2 -	59.388	43.062	1:42.450 (3)	76.60	0.826	12:17:41.184	
3 -	59.287	42.851	1:42.138 (2)	76.83	0.514	12:19:23.322	
4 -	59.868	42.832	1:42.700	76.41	1.076	12:21:06.022	
5 -	<b>58.928</b>	<b>42.696</b>	<b>1:41.624 (1)</b>	<b>77.22</b>		<b>12:22:47.646</b>	
6 -	1:00.052	43.745	1:43.797	75.60	2.173	12:24:31.443	
7 -	59.985	43.090	1:43.075	76.13	1.451	12:26:14.518	

P4 13		Doug EDMONDSON		Yamaha 350 YPVS -			
IDEAL LAP TIME : 1:43.342		BEST LAP TIME : 1:43.342		DIFFERENCE : 0.000			
LAP	SECTOR 1	SECTOR 2	LAP TIME	MPH	DIFF	TIME OF DAY	
1 -		43.424	1:49.990	71.35	6.648	12:15:57.719	
2 -	<b>59.952</b>	<b>43.390</b>	<b>1:43.342 (1)</b>	<b>75.94</b>		<b>12:17:41.061</b>	
3 -	1:00.726	43.525	1:44.251	75.28	0.909	12:19:25.312	
4 -	1:00.512	43.446	1:43.958 (3)	75.49	0.616	12:21:09.270	
5 -	1:00.098	43.723	1:43.821 (2)	75.59	0.479	12:22:53.091	
6 -	1:00.736	43.651	1:44.387	75.18	1.045	12:24:37.478	
7 -	1:00.877	44.532	1:45.409	74.45	2.067	12:26:22.887	

P5 27		Richard HAYWARD		Yamaha TZR250 - Hazel Motors/ Gforce			
IDEAL LAP TIME : 1:43.946		BEST LAP TIME : 1:44.045		DIFFERENCE : 0.099			
LAP	SECTOR 1	SECTOR 2	LAP TIME	MPH	DIFF	TIME OF DAY	
1 -		<b>43.484</b>	1:51.229	70.55	7.184	12:15:58.958	
2 -	<b>1:00.462</b>	43.583	<b>1:44.045 (1)</b>	<b>75.42</b>		<b>12:17:43.003</b>	
3 -	1:00.829	43.878	1:44.707 (2)	74.95	0.662	12:19:27.710	
4 -	1:01.100	44.169	1:45.269	74.55	1.224	12:21:12.979	
5 -	1:01.112	43.834	1:44.946 (3)	74.78	0.901	12:22:57.925	
6 -	1:00.789	44.347	1:45.136	74.64	1.091	12:24:43.061	
7 -	1:00.952	44.958	1:45.910	74.10	1.865	12:26:28.971	

# BMCRC - MRO Championships 2022 - Rnd 5 @ Cadwell Park

## DFDS Yamaha Past Masters

### RACE 2 - SECTOR ANALYSIS



SECTOR 1 = FL to I1, SECTOR 2 = I1 to FL, DIFF = Difference To Personal Best Lap, P = Crossed Finish Line in Pit Lane, D = Time Disallowed

<b>P6 81</b>		<b>Scott GRANT</b>		Yamaha TZR250 - Katie, Mum and Dad		
IDEAL LAP TIME : 1:44.112		BEST LAP TIME : 1:44.112		DIFFERENCE : 0.000		
LAP	SECTOR 1	SECTOR 2	LAP TIME	MPH	DIFF	TIME OF DAY
1 -		43.976	1:51.019	70.69	6.907	12:15:58.748
<b>2 -</b>	<b>1:00.246</b>	<b>43.866</b>	<b>1:44.112 (1)</b>	<b>75.38</b>		<b>12:17:42.860</b>
3 -	1:00.688	43.929	1:44.617 (2)	75.01	0.505	12:19:27.477
4 -	1:01.049	44.240	1:45.289	74.53	1.177	12:21:12.766
5 -	1:01.114	43.883	1:44.997	74.74	0.885	12:22:57.763
6 -	1:00.734	44.207	1:44.941 (3)	74.78	0.829	12:24:42.704
7 -	1:01.114	45.875	1:46.989	73.35	2.877	12:26:29.693

<b>P7 57</b>		<b>Geoff MOOK</b>		Yamaha TZR250 -		
IDEAL LAP TIME : 1:45.279		BEST LAP TIME : 1:45.632		DIFFERENCE : 0.353		
LAP	SECTOR 1	SECTOR 2	LAP TIME	MPH	DIFF	TIME OF DAY
1 -		<b>44.156</b>	1:52.439	69.79	6.807	12:16:00.168
2 -	1:01.304	44.610	1:45.914	74.09	0.282	12:17:46.082
3 -	1:01.149	44.720	1:45.869	74.12	0.237	12:19:31.951
<b>4 -</b>	<b>1:01.444</b>	44.188	<b>1:45.632 (1)</b>	<b>74.29</b>		<b>12:21:17.583</b>
5 -	1:01.558	44.183	1:45.741 (2)	74.21	0.109	12:23:03.324
6 -	<b>1:01.123</b>	44.831	1:45.954	74.07	0.322	12:24:49.278
7 -	1:01.297	44.518	1:45.815 (3)	74.16	0.183	12:26:35.093

<b>P8 55</b>		<b>Paul TOLAND</b>		Yamaha TZR250 - Kippers keys		
IDEAL LAP TIME : 1:45.917		BEST LAP TIME : 1:45.917		DIFFERENCE : 0.000		
LAP	SECTOR 1	SECTOR 2	LAP TIME	MPH	DIFF	TIME OF DAY
1 -		44.877	1:53.835	68.94	7.918	12:16:01.564
<b>2 -</b>	<b>1:01.588</b>	<b>44.329</b>	<b>1:45.917 (1)</b>	<b>74.09</b>		<b>12:17:47.481</b>
3 -	1:01.885	44.953	1:46.838 (2)	73.45	0.921	12:19:34.319
4 -	1:02.210	44.717	1:46.927 (3)	73.39	1.010	12:21:21.246
5 -	1:02.956	45.183	1:48.139	72.57	2.222	12:23:09.385
6 -	1:03.463	45.265	1:48.728	72.18	2.811	12:24:58.113
7 -	1:03.625	46.001	1:49.626	71.58	3.709	12:26:47.739

<b>P9 8</b>		<b>David BALL</b>		Yamaha TZR250 - Gardiner Page and Roe pension consultants		
IDEAL LAP TIME : 1:47.065		BEST LAP TIME : 1:47.345		DIFFERENCE : 0.280		
LAP	SECTOR 1	SECTOR 2	LAP TIME	MPH	DIFF	TIME OF DAY
1 -		44.755	1:54.476	68.55	7.131	12:16:02.205
2 -	1:02.405	45.147	1:47.552 (2)	72.96	0.207	12:17:49.757
3 -	<b>1:02.355</b>	45.629	1:47.984	72.67	0.639	12:19:37.741
4 -	1:02.580	45.253	1:47.833 (3)	72.77	0.488	12:21:25.574
5 -	1:02.834	45.416	1:48.250	72.49	0.905	12:23:13.824
6 -	1:02.711	45.535	1:48.246	72.50	0.901	12:25:02.070
7 -	1:02.635	<b>44.710</b>	<b>1:47.345 (1)</b>	<b>73.11</b>		<b>12:26:49.415</b>

<b>P10 74</b>		<b>Paul WHITBY</b>		Yamaha TZR250 - Greybridge Ltd		
IDEAL LAP TIME : 1:47.136		BEST LAP TIME : 1:47.708		DIFFERENCE : 0.572		
LAP	SECTOR 1	SECTOR 2	LAP TIME	MPH	DIFF	TIME OF DAY
1 -		<b>44.933</b>	1:54.151	68.75	6.443	12:16:01.880
<b>2 -</b>	1:02.460	45.248	<b>1:47.708 (1)</b>	<b>72.86</b>		<b>12:17:49.588</b>
3 -	<b>1:02.203</b>	45.586	1:47.789 (2)	72.80	0.081	12:19:37.377
4 -	1:02.614	45.344	1:47.958 (3)	72.69	0.250	12:21:25.335
5 -	1:02.789	45.454	1:48.243	72.50	0.535	12:23:13.578
6 -	1:02.618	45.576	1:48.194	72.53	0.486	12:25:01.772
7 -	1:03.726	45.417	1:49.143	71.90	1.435	12:26:50.915

# BMCRC - MRO Championships 2022 - Rnd 5 @ Cadwell Park

## DFDS Yamaha Past Masters

### RACE 2 - SECTOR ANALYSIS



SECTOR 1 = FL to I1, SECTOR 2 = I1 to FL, DIFF = Difference To Personal Best Lap, P = Crossed Finish Line in Pit Lane, D = Time Disallowed

P11 92 C		Andrew MOOK		Yamaha TZR250 -		
IDEAL LAP TIME : 1:47.908		BEST LAP TIME : 1:47.908		DIFFERENCE : 0.000		
LAP	SECTOR 1	SECTOR 2	LAP TIME	MPH	DIFF	TIME OF DAY
1 -		45.677	1:55.926	67.69	8.018	12:16:03.655
2 -	1:02.819	45.628	1:48.447 (3)	72.36	0.539	12:17:52.102
3 -	1:03.217	45.317	1:48.534	72.30	0.626	12:19:40.636
4 -	1:02.825	45.210	1:48.035 (2)	72.64	0.127	12:21:28.671
5 -	<b>1:02.726</b>	<b>45.182</b>	<b>1:47.908 (1)</b>	<b>72.72</b>		<b>12:23:16.579</b>
6 -	1:02.825	46.155	1:48.980	72.01	1.072	12:25:05.559
7 -	1:02.914	45.555	1:48.469	72.35	0.561	12:26:54.028

P12 26 C		Damian LEE		Yamaha TZR250 - Leed Autos		
IDEAL LAP TIME : 1:48.352		BEST LAP TIME : 1:48.948		DIFFERENCE : 0.596		
LAP	SECTOR 1	SECTOR 2	LAP TIME	MPH	DIFF	TIME OF DAY
1 -		45.866	1:56.430	67.40	7.482	12:16:04.159
2 -	<b>1:02.827</b>	46.121	<b>1:48.948 (1)</b>	<b>72.03</b>		<b>12:17:53.107</b>
3 -	1:03.170	46.177	1:49.347	71.77	0.399	12:19:42.454
4 -	1:03.292	45.866	1:49.158 (3)	71.89	0.210	12:21:31.612
5 -	1:03.724	46.348	1:50.072	71.29	1.124	12:23:21.684
6 -	1:04.125	46.514	1:50.639	70.93	1.691	12:25:12.323
7 -	1:03.499	<b>45.525</b>	1:49.024 (2)	71.98	0.076	12:27:01.347

P13 125		Steve HIGERTY		Yamaha TZR250 - Yellow House/Cambridge MC's		
IDEAL LAP TIME : 1:49.990		BEST LAP TIME : 1:50.028		DIFFERENCE : 0.038		
LAP	SECTOR 1	SECTOR 2	LAP TIME	MPH	DIFF	TIME OF DAY
1 -		<b>46.264</b>	1:57.451	66.81	7.423	12:16:05.180
2 -	<b>1:03.726</b>	46.302	<b>1:50.028 (1)</b>	<b>71.32</b>		<b>12:17:55.208</b>
3 -	1:04.790	46.352	1:51.142 (3)	70.61	1.114	12:19:46.350
4 -	1:04.284	46.273	1:50.557 (2)	70.98	0.529	12:21:36.907
5 -	1:04.922	46.293	1:51.215	70.56	1.187	12:23:28.122
6 -	1:05.274	46.461	1:51.735	70.23	1.707	12:25:19.857
7 -	1:04.475	47.434	1:51.909	70.12	1.881	12:27:11.766

P14 29		Derek CRIPPS		Yamaha TZR250 - Kelly Cripps - Team FBR		
IDEAL LAP TIME : 1:50.213		BEST LAP TIME : 1:50.290		DIFFERENCE : 0.077		
LAP	SECTOR 1	SECTOR 2	LAP TIME	MPH	DIFF	TIME OF DAY
1 -		47.609	2:01.305	64.69	11.015	12:16:09.034
2 -	1:05.732	46.630	1:52.362	69.84	2.072	12:18:01.396
3 -	1:05.001	<b>46.416</b>	1:51.417	70.43	1.127	12:19:52.813
4 -	<b>1:03.797</b>	46.493	<b>1:50.290 (1)</b>	<b>71.15</b>		<b>12:21:43.103</b>
5 -	1:04.115	46.704	1:50.819 (2)	70.81	0.529	12:23:33.922
6 -	1:04.323	46.705	1:51.028 (3)	70.68	0.738	12:25:24.950
7 -	1:05.254	47.201	1:52.455	69.78	2.165	12:27:17.405

P15 72 C		John HAMILTON		Yamaha TRZ250 - LW Racing		
IDEAL LAP TIME : 1:50.445		BEST LAP TIME : 1:50.445		DIFFERENCE : 0.000		
LAP	SECTOR 1	SECTOR 2	LAP TIME	MPH	DIFF	TIME OF DAY
1 -		48.327	2:01.170	64.76	10.725	12:16:08.899
2 -	1:05.413	46.695	1:52.108	70.00	1.663	12:18:01.007
3 -	1:05.003	47.169	1:52.172	69.96	1.727	12:19:53.179
4 -	1:04.093	46.757	1:50.850 (2)	70.79	0.405	12:21:44.029
5 -	<b>1:03.963</b>	<b>46.482</b>	<b>1:50.445 (1)</b>	<b>71.05</b>		<b>12:23:34.474</b>
6 -	1:04.964	46.634	1:51.598	70.32	1.153	12:25:26.072
7 -	1:04.446	46.989	1:51.435 (3)	70.42	0.990	12:27:17.507

# BMCRC - MRO Championships 2022 - Rnd 5 @ Cadwell Park

## DFDS Yamaha Past Masters

### RACE 2 - SECTOR ANALYSIS



SECTOR 1 = FL to I1, SECTOR 2 = I1 to FL, DIFF = Difference To Personal Best Lap, P = Crossed Finish Line in Pit Lane, D = Time Disallowed

P16 333 C		Mark STUBBERFIELD		Yamaha TZR250 - Polished concrete London		
IDEAL LAP TIME : 1:50.733		BEST LAP TIME : 1:50.733		DIFFERENCE : 0.000		
LAP	SECTOR 1	SECTOR 2	LAP TIME	MPH	DIFF	TIME OF DAY
1 -		48.432	2:00.791	64.97	10.058	12:16:08.520
2 -	1:05.664	48.049	1:53.713	69.01	2.980	12:18:02.233
3 -	1:05.117	46.475	1:51.592 (2)	70.32	0.859	12:19:53.825
4 -	<b>1:04.449</b>	<b>46.284</b>	<b>1:50.733 (1)</b>	<b>70.87</b>		<b>12:21:44.558</b>
5 -	1:06.382	47.607	1:53.989	68.84	3.256	12:23:38.547
6 -	1:06.384	47.015	1:53.399	69.20	2.666	12:25:31.946
7 -	1:05.839	47.374	1:53.213 (3)	69.32	2.480	12:27:25.159

P17 60 C		Daniel GOUGH		Yamaha TZR250 - Kieran Lewis/G Force Mc		
IDEAL LAP TIME : 1:52.494		BEST LAP TIME : 1:52.606		DIFFERENCE : 0.112		
LAP	SECTOR 1	SECTOR 2	LAP TIME	MPH	DIFF	TIME OF DAY
1 -		47.355	1:59.991	65.40	7.385	12:16:07.720
2 -	1:06.988	48.062	1:55.050	68.21	2.444	12:18:02.770
3 -	<b>1:05.324</b>	47.282	<b>1:52.606 (1)</b>	<b>69.69</b>		<b>12:19:55.376</b>
4 -	1:06.114	47.742	1:53.856	68.92	1.250	12:21:49.232
5 -	1:06.102	47.832	1:53.934	68.88	1.328	12:23:43.166
6 -	1:05.854	<b>47.170</b>	1:53.024 (2)	69.43	0.418	12:25:36.190
7 -	1:06.134	47.313	1:53.447 (3)	69.17	0.841	12:27:29.637

P18 46		Kevin MARSHALL		Yamaha TZR250 - Stacey Processing		
IDEAL LAP TIME : 1:54.029		BEST LAP TIME : 1:54.229		DIFFERENCE : 0.200		
LAP	SECTOR 1	SECTOR 2	LAP TIME	MPH	DIFF	TIME OF DAY
1 -		48.656	2:03.748	63.41	9.519	12:16:11.477
2 -	1:06.645	49.299	1:55.944	67.68	1.715	12:18:07.421
3 -	1:06.979	49.371	1:56.350	67.45	2.121	12:20:03.771
4 -	1:06.287	48.318	1:54.605	68.47	0.376	12:21:58.376
5 -	1:06.407	<b>47.827</b>	1:54.234 (2)	68.70	0.005	12:23:52.610
6 -	<b>1:06.202</b>	48.027	<b>1:54.229 (1)</b>	<b>68.70</b>		<b>12:25:46.839</b>
7 -	1:06.309	48.169	1:54.478 (3)	68.55	0.249	12:27:41.317

P19 54 C		John HOLD		Yamaha RD350 YPVS -		
IDEAL LAP TIME : 1:55.674		BEST LAP TIME : 1:56.246		DIFFERENCE : 0.572		
LAP	SECTOR 1	SECTOR 2	LAP TIME	MPH	DIFF	TIME OF DAY
1 -		48.902	2:03.168	63.71	6.922	12:16:10.897
2 -	1:06.953	49.471	1:56.424 (2)	67.40	0.178	12:18:07.321
3 -	1:08.581	49.312	1:57.893	66.56	1.647	12:20:05.214
4 -	1:08.185	<b>48.761</b>	1:56.946	67.10	0.700	12:22:02.160
5 -	<b>1:06.913</b>	49.333	<b>1:56.246 (1)</b>	<b>67.51</b>		<b>12:23:58.406</b>
6 -	1:08.310	49.153	1:57.463	66.81	1.217	12:25:55.869
7 -	1:07.377	49.385	1:56.762 (3)	67.21	0.516	12:27:52.631

P20 73 C		Colvin TURNER		Yamaha TZR250 -		
IDEAL LAP TIME : 1:54.916		BEST LAP TIME : 1:55.668		DIFFERENCE : 0.752		
LAP	SECTOR 1	SECTOR 2	LAP TIME	MPH	DIFF	TIME OF DAY
1 -		49.364	2:03.900	63.34	8.232	12:16:11.629
2 -	<b>1:07.102</b>	49.247	1:56.349 (3)	67.45	0.681	12:18:07.978
3 -	1:07.153	48.515	<b>1:55.668 (1)</b>	<b>67.84</b>		<b>12:20:03.646</b>
4 -	1:08.262	<b>47.814</b>	1:56.076 (2)	67.61	0.408	12:21:59.722
5 -	1:08.278	50.081	1:58.359	66.30	2.691	12:23:58.081
6 -	1:09.100	48.740	1:57.840	66.59	2.172	12:25:55.921
7 -	1:08.209	48.906	1:57.115	67.01	1.447	12:27:53.036

# BMCRC - MRO Championships 2022 - Rnd 5 @ Cadwell Park

## DFDS Yamaha Past Masters

### RACE 2 - SECTOR ANALYSIS



SECTOR 1 = FL to I1, SECTOR 2 = I1 to FL, DIFF = Difference To Personal Best Lap, P = Crossed Finish Line in Pit Lane, D = Time Disallowed

P21 71 C		Alan BUSHELL		Yamaha RD250LC -		
IDEAL LAP TIME : 1:55.194		BEST LAP TIME : 1:55.222		DIFFERENCE : 0.028		
LAP	SECTOR 1	SECTOR 2	LAP TIME	MPH	DIFF	TIME OF DAY
1 -		49.462	2:05.337	62.61	10.115	12:16:13.066
2 -	1:08.057	48.946	1:57.003	67.07	1.781	12:18:10.069
3 -	1:08.540	48.936	1:57.476	66.80	2.254	12:20:07.545
4 -	1:08.450	48.491	1:56.941 (3)	67.11	1.719	12:22:04.486
5 -	1:08.441	48.889	1:57.330	66.88	2.108	12:24:01.816
6 -	1:08.201	<b>48.441</b>	1:56.642 (2)	67.28	1.420	12:25:58.458
7 -	<b>1:06.753</b>	48.469	<b>1:55.222 (1)</b>	<b>68.11</b>		<b>12:27:53.680</b>

P22 62 C		David PATERSON		Yamaha TZR 2MA - The love of a good woman		
IDEAL LAP TIME : 1:57.578		BEST LAP TIME : 1:57.998		DIFFERENCE : 0.420		
LAP	SECTOR 1	SECTOR 2	LAP TIME	MPH	DIFF	TIME OF DAY
1 -		49.811	2:07.611	61.49	9.613	12:16:15.340
2 -	1:09.018	49.317	1:58.335 (3)	66.32	0.337	12:18:13.675
3 -	1:09.930	49.170	1:59.100	65.89	1.102	12:20:12.775
4 -	1:09.337	49.343	1:58.680	66.12	0.682	12:22:11.455
5 -	<b>1:08.881</b>	49.214	1:58.095 (2)	66.45	0.097	12:24:09.550
6 -	1:09.301	<b>48.697</b>	<b>1:57.998 (1)</b>	<b>66.51</b>		<b>12:26:07.548</b>
7 -	1:09.112	51.122	2:00.234	65.27	2.236	12:28:07.782

P23 100 R		Michael PINCHES		Yamaha TZR250 - www.ypmrc.co.uk		
IDEAL LAP TIME : 1:56.769		BEST LAP TIME : 1:56.769		DIFFERENCE : 0.000		
LAP	SECTOR 1	SECTOR 2	LAP TIME	MPH	DIFF	TIME OF DAY
1 -		50.909	2:10.507	60.13	13.738	12:16:18.236
2 -	1:08.664	50.528	1:59.192	65.84	2.423	12:18:17.428
3 -	1:08.821	50.569	1:59.390	65.73	2.621	12:20:16.818
4 -	1:08.429	49.772	1:58.201 (3)	66.39	1.432	12:22:15.019
5 -	<b>1:07.403</b>	<b>49.366</b>	<b>1:56.769 (1)</b>	<b>67.21</b>		<b>12:24:11.788</b>
6 -	1:08.007	49.601	1:57.608 (2)	66.73	0.839	12:26:09.396
7 -	1:07.977	51.189	1:59.166	65.85	2.397	12:28:08.562

P24 31 C		Rob FARMER		Yamaha TZR250 -		
IDEAL LAP TIME : 1:57.958		BEST LAP TIME : 1:57.976		DIFFERENCE : 0.018		
LAP	SECTOR 1	SECTOR 2	LAP TIME	MPH	DIFF	TIME OF DAY
1 -		49.914	2:08.206	61.21	10.230	12:16:15.935
2 -	1:08.816	50.020	1:58.836 (3)	66.04	0.860	12:18:14.771
3 -	1:09.394	49.452	1:58.846	66.03	0.870	12:20:13.617
4 -	1:09.428	49.470	1:58.898	66.00	0.922	12:22:12.515
5 -	<b>1:08.652</b>	49.475	1:58.127 (2)	66.43	0.151	12:24:10.642
6 -	1:08.670	<b>49.306</b>	<b>1:57.976 (1)</b>	<b>66.52</b>		<b>12:26:08.618</b>
7 -	1:09.238	52.174	2:01.412	64.63	3.436	12:28:10.030

P25 25 C		Stephen WIMBLE		Yamaha TZR250 - S.B.W Contractor		
IDEAL LAP TIME : 1:59.376		BEST LAP TIME : 1:59.376		DIFFERENCE : 0.000		
LAP	SECTOR 1	SECTOR 2	LAP TIME	MPH	DIFF	TIME OF DAY
1 -		51.218	2:12.546	59.21	13.170	12:16:20.275
2 -	<b>1:09.997</b>	<b>49.379</b>	<b>1:59.376 (1)</b>	<b>65.74</b>		<b>12:18:19.651</b>
3 -	1:10.245	50.277	2:00.522	65.11	1.146	12:20:20.173
4 -	1:10.036	50.229	2:00.265 (2)	65.25	0.889	12:22:20.438
5 -	1:10.633	49.727	2:00.360 (3)	65.20	0.984	12:24:20.798
6 -	1:11.346	50.087	2:01.433	64.62	2.057	12:26:22.231

# BMCRC - MRO Championships 2022 - Rnd 5 @ Cadwell Park

## DFDS Yamaha Past Masters

### RACE 2 - SECTOR ANALYSIS



SECTOR 1 = FL to I1, SECTOR 2 = I1 to FL, DIFF = Difference To Personal Best Lap, P = Crossed Finish Line in Pit Lane, D = Time Disallowed

P26 77 R Adam COLLINS		Yamaha TZR250 - N/A				
IDEAL LAP TIME : 1:58.798		BEST LAP TIME : 1:59.179		DIFFERENCE : 0.381		
LAP	SECTOR 1	SECTOR 2	LAP TIME	MPH	DIFF	TIME OF DAY
1 -		51.580	2:13.226	58.90	14.047	12:16:20.955
2 -	1:10.985	50.600	2:01.585	64.54	2.406	12:18:22.540
3 -	1:10.774	49.585	2:00.359 (3)	65.20	1.180	12:20:22.899
4 -	1:10.106	51.545	2:01.651	64.51	2.472	12:22:24.550
5 -	1:09.689	<b>49.490</b>	<b>1:59.179 (1)</b>	<b>65.85</b>		<b>12:24:23.729</b>
6 -	<b>1:09.308</b>	49.888	1:59.196 (2)	65.84	0.017	12:26:22.925

P27 67 C Mark BAILEY		Yamaha TZR250 - Elite Air conditioning Ltd. Hydroflow plumbing				
IDEAL LAP TIME : 1:59.592		BEST LAP TIME : 1:59.592		DIFFERENCE : 0.000		
LAP	SECTOR 1	SECTOR 2	LAP TIME	MPH	DIFF	TIME OF DAY
1 -		50.871	2:11.977	59.46	12.385	12:16:19.706
2 -	<b>1:08.942</b>	<b>50.650</b>	<b>1:59.592 (1)</b>	<b>65.62</b>		<b>12:18:19.298</b>
3 -	1:10.297	52.810	2:03.107	63.74	3.515	12:20:22.405
4 -	1:10.452	51.072	2:01.524 (3)	64.58	1.932	12:22:23.929
5 -	1:09.916	51.022	2:00.938 (2)	64.89	1.346	12:24:24.867
6 -	1:10.620	52.842	2:03.462	63.56	3.870	12:26:28.329

P28 59 Neil HESMAN		Yamaha RD350R - The Village Websmith - Farkham Hall				
IDEAL LAP TIME : 2:07.680		BEST LAP TIME : 2:08.107		DIFFERENCE : 0.427		
LAP	SECTOR 1	SECTOR 2	LAP TIME	MPH	DIFF	TIME OF DAY
1 -		53.178	2:17.708	56.99	9.601	12:16:25.437
2 -	1:16.782	53.131	2:09.913 (3)	60.41	1.806	12:18:35.350
3 -	1:17.628	<b>52.872</b>	2:10.500	60.13	2.393	12:20:45.850
4 -	1:16.688	54.460	2:11.148	59.84	3.041	12:22:56.998
5 -	1:16.480	53.367	2:09.847 (2)	60.44	1.740	12:25:06.845
6 -	<b>1:14.808</b>	53.299	<b>2:08.107 (1)</b>	<b>61.26</b>		<b>12:27:14.952</b>

P29 51 Kevin WHOLEY		Yamaha TZR250 - Twistgrip Motorcycles				
IDEAL LAP TIME : 1:41.812		BEST LAP TIME : 1:41.861		DIFFERENCE : 0.049		
LAP	SECTOR 1	SECTOR 2	LAP TIME	MPH	DIFF	TIME OF DAY
1 -		43.052	1:48.441	72.37	6.580	12:15:56.170
2 -	1:00.313	43.038	1:43.351	75.93	1.490	12:17:39.521
3 -	59.658	<b>42.589</b>	1:42.247 (2)	76.75	0.386	12:19:21.768
4 -	59.596	42.750	1:42.346 (3)	76.68	0.485	12:21:04.114
5 -	59.892	43.380	1:43.272	75.99	1.411	12:22:47.386
6 -	<b>59.223</b>	42.638	<b>1:41.861 (1)</b>	<b>77.04</b>		<b>12:24:29.247</b>

P30 65 C Nigel TERRY		Yamaha TZR250 - NTrap Garage Doors				
IDEAL LAP TIME : 2:02.881		BEST LAP TIME : 2:03.317		DIFFERENCE : 0.436		
LAP	SECTOR 1	SECTOR 2	LAP TIME	MPH	DIFF	TIME OF DAY
1 -		<b>51.532</b>	2:12.337	59.30	9.020	12:16:20.066
2 -	1:11.485	51.950	2:03.435 (2)	63.58	0.118	12:18:23.501
3 -	<b>1:11.349</b>	51.968	<b>2:03.317 (1)</b>	<b>63.64</b>		<b>12:20:26.818</b>

# BMCRC - MRO Championships 2022 - Rnd 5 @ Cadwell Park

## DFDS Yamaha Past Masters

### RACE 2 - BEST SECTORS

SECTOR 1			SECTOR 2			IDEAL / BEST COMPARISON						
POS	NO	NAME	TIME	NO	NAME	TIME	POS	NO	NAME	IDEAL	BEST	DIFF
									<b>PERFECT LAP</b>	<b>1:41.517</b>		
1	30	COOPER	58.928	51	WHOLEY	42.589	1	30	COOPER	1:41.624	1:41.624	0.000
2	19	BRANTON	59.047	75	JOHNSON	42.649	2	19	BRANTON	1:41.763	1:42.106	0.343
3	75	JOHNSON	59.184	30	COOPER	42.696	3	51	WHOLEY	1:41.812	1:41.861	0.049
4	51	WHOLEY	59.223	19	BRANTON	42.716	4	75	JOHNSON	1:41.833	1:41.839	0.006
5	13	EDMONDSON	59.952	13	EDMONDSON	43.390	5	13	EDMONDSON	1:43.342	1:43.342	0.000
6	81	GRANT	1:00.246	27	HAYWARD	43.484	6	27	HAYWARD	1:43.946	1:44.045	0.099
7	27	HAYWARD	1:00.462	81	GRANT	43.866	7	81	GRANT	1:44.112	1:44.112	0.000
8	57	MOOK	1:01.123	57	MOOK	44.156	8	57	MOOK	1:45.279	1:45.632	0.353
9	55	TOLAND	1:01.588	55	TOLAND	44.329	9	55	TOLAND	1:45.917	1:45.917	0.000
10	74	WHITBY	1:02.203	8	BALL	44.710	10	8	BALL	1:47.065	1:47.345	0.280
11	8	BALL	1:02.355	74	WHITBY	44.933	11	74	WHITBY	1:47.136	1:47.708	0.572
12	92	MOOK	1:02.726	92	MOOK	45.182	12	92	MOOK	1:47.908	1:47.908	0.000
13	26	LEE	1:02.827	26	LEE	45.525	13	26	LEE	1:48.352	1:48.948	0.596
14	125	HIGERTY	1:03.726	125	HIGERTY	46.264	14	125	HIGERTY	1:49.990	1:50.028	0.038
15	29	CRIPPS	1:03.797	333	STUBBERFIELD	46.284	15	29	CRIPPS	1:50.213	1:50.290	0.077
16	72	HAMILTON	1:03.963	29	CRIPPS	46.416	16	72	HAMILTON	1:50.445	1:50.445	0.000
17	333	STUBBERFIELD	1:04.449	72	HAMILTON	46.482	17	333	STUBBERFIELD	1:50.733	1:50.733	0.000
18	60	GOUGH	1:05.324	60	GOUGH	47.170	18	60	GOUGH	1:52.494	1:52.606	0.112
19	46	MARSHALL	1:06.202	73	TURNER	47.814	19	46	MARSHALL	1:54.029	1:54.229	0.200
20	71	BUSHELL	1:06.753	46	MARSHALL	47.827	20	73	TURNER	1:54.916	1:55.668	0.752
21	54	HOLD	1:06.913	71	BUSHELL	48.441	21	71	BUSHELL	1:55.194	1:55.222	0.028
22	73	TURNER	1:07.102	62	PATERSON	48.697	22	54	HOLD	1:55.674	1:56.246	0.572
23	100	PINCHES	1:07.403	54	HOLD	48.761	23	100	PINCHES	1:56.769	1:56.769	0.000
24	31	FARMER	1:08.652	31	FARMER	49.306	24	62	PATERSON	1:57.578	1:57.998	0.420
25	62	PATERSON	1:08.881	100	PINCHES	49.366	25	31	FARMER	1:57.958	1:57.976	0.018
26	67	BAILEY	1:08.942	25	WIMBLE	49.379	26	77	COLLINS	1:58.798	1:59.179	0.381
27	77	COLLINS	1:09.308	77	COLLINS	49.490	27	25	WIMBLE	1:59.376	1:59.376	0.000
28	25	WIMBLE	1:09.997	67	BAILEY	50.650	28	67	BAILEY	1:59.592	1:59.592	0.000
29	65	TERRY	1:11.349	65	TERRY	51.532	29	65	TERRY	2:02.881	2:03.317	0.436
30	59	HESMAN	1:14.808	59	HESMAN	52.872	30	59	HESMAN	2:07.680	2:08.107	0.427



# BMCRC - MRO Championships 2022 - Rnd 5 @ Cadwell Park

## DFDS Yamaha Past Masters

### RACE 2 - STATISTICS

<b>Competitors Started</b>	30
<b>Planned Start</b>	2022-06-25 @ 12:10:00.000
<b>Actual Start</b>	2022-06-25 @ 12:14:07.728
<b>Finish Time</b>	2022-06-25 @ 12:26:12.683
<b>Track Length</b>	2.1800mi.
<b>Total Laps</b>	201
<b>Total Distance Covered</b>	438.1837mi.

### Session Fastest Lap History

NO	CL	NAME	LAP TIME	TIME OF DAY	LAP	VEHICLE
19		Peter BRANTON	<b>1:42.834</b>	12:17:39.337	2	Yamaha TZR250
30		Alan COOPER	<b>1:42.450</b>	12:17:41.184	2	Yamaha TZR250
19		Peter BRANTON	<b>1:42.106</b>	12:19:21.445	3	Yamaha TZR250
75		Anthony JOHNSON	<b>1:41.839</b>	12:21:04.146	4	Yamaha TZR250
30		Alan COOPER	<b>1:41.624</b>	12:22:47.674	5	Yamaha TZR250

### Session Leader History

NO	CL	NAME	FROM LAP	LAPS LED	DISTANCE	VEHICLE
51		Kevin WHOLEY	1	1	2.18 miles	Yamaha TZR250
19		Peter BRANTON	2	3	6.54 miles	Yamaha TZR250
75		Anthony JOHNSON	5	1	2.18 miles	Yamaha TZR250
51		Kevin WHOLEY	6	1	2.18 miles	Yamaha TZR250
19		Peter BRANTON	7	1	2.18 miles	Yamaha TZR250

### Flag History

TYPE	TIME OF DAY
GREEN	12:14:07.728
FINISH	12:26:12.683

### Flag Statistics

TYPE	COUNT	TOTAL LAPS	TOTAL TIME
Green	1	7	14:07.779
Red	0	0	0.000
Safety Car	0	0	0.000
FCY	0	0	0.000

# BMCRC - MRO Championships 2022 - Rnd 5 @ Cadwell Park

## DFDS Yamaha Past Masters

### RACE 2 - STATISTICS

CLASS :

15 Starters

#### Fastest Lap History

NO	NAME	LAP TIME	TIME OF DAY	LAP	VEHICLE
19	Peter BRANTON	1:42.834	12:17:39.337	2	Yamaha TZR250
30	Alan COOPER	1:42.450	12:17:41.184	2	Yamaha TZR250
19	Peter BRANTON	1:42.106	12:19:21.445	3	Yamaha TZR250
75	Anthony JOHNSON	1:41.839	12:21:04.146	4	Yamaha TZR250
30	Alan COOPER	1:41.624	12:22:47.674	5	Yamaha TZR250

#### Leader History

NO	NAME	FROM LAP	LAPS LED	DISTANCE	VEHICLE
51	Kevin WHOLEY	1	1	2.18 miles	Yamaha TZR250
19	Peter BRANTON	2	3	6.54 miles	Yamaha TZR250
75	Anthony JOHNSON	5	1	2.18 miles	Yamaha TZR250
51	Kevin WHOLEY	6	1	2.18 miles	Yamaha TZR250
19	Peter BRANTON	7	1	2.18 miles	Yamaha TZR250

# BMCRC - MRO Championships 2022 - Rnd 5 @ Cadwell Park

## DFDS Yamaha Past Masters

### RACE 2 - STATISTICS

CLASS : C

13 Starters

#### Fastest Lap History

NO	NAME	LAP TIME	TIME OF DAY	LAP	VEHICLE
92	Andrew MOOK	1:48.447	12:17:52.120	2	Yamaha TZR250
92	Andrew MOOK	1:48.035	12:21:28.688	4	Yamaha TZR250
92	Andrew MOOK	1:47.908	12:23:16.595	5	Yamaha TZR250

#### Leader History

NO	NAME	FROM LAP	LAPS LED	DISTANCE	VEHICLE
92	Andrew MOOK	1	7	15.26 miles	Yamaha TZR250

# BMCRC - MRO Championships 2022 - Rnd 5 @ Cadwell Park

## DFDS Yamaha Past Masters

### RACE 2 - STATISTICS

**CLASS : R**

2 Starters

#### Fastest Lap History

NO	NAME	LAP TIME	TIME OF DAY	LAP	VEHICLE
100	Michael PINCHES	<b>1:59.192</b>	12:18:17.444	2	Yamaha TZR250
100	Michael PINCHES	<b>1:58.201</b>	12:22:15.034	4	Yamaha TZR250
100	Michael PINCHES	<b>1:56.769</b>	12:24:11.803	5	Yamaha TZR250

#### Leader History

NO	NAME	FROM LAP	LAPS LED	DISTANCE	VEHICLE
100	Michael PINCHES	1	7	15.26 miles	Yamaha TZR250

**BMCRC - MRO Championships 2022 - Rnd 5 @ Cadwell Park**
**DFDS Yamaha Past Masters**
**RACE 12 - GRID (7 Laps)**

ROW 10	28	<b>67</b> Mark BAILEY	1:59.592	29	<b>65</b> Nigel TERRY	2:03.317	30	<b>59</b> Neil HESMAN	2:08.107
ROW 9	25	<b>62</b> David PATERSON	1:57.998	26	<b>77</b> Adam COLLINS	1:59.179	27	<b>25</b> Stephen WIMBLE	1:59.376
ROW 8	22	<b>54</b> John HOLD	1:56.246	23	<b>100</b> Michael PINCHES	1:56.769	24	<b>31</b> Rob FARMER	1:57.976
ROW 7	19	<b>46</b> Kevin MARSHALL	1:54.229	20	<b>71</b> Alan BUSHELL	1:55.222	21	<b>73</b> Colvin TURNER	1:55.668
ROW 6	16	<b>72</b> John HAMILTON	1:50.445	17	<b>333</b> Mark STUBBERFIELD	1:50.733	18	<b>60</b> Daniel GOUGH	1:52.606
ROW 5	13	<b>26</b> Damian LEE	1:48.948	14	<b>125</b> Steve HIGERTY	1:50.028	15	<b>29</b> Derek CRIPPS	1:50.290
ROW 4	10	<b>8</b> David BALL	1:47.345	11	<b>74</b> Paul WHITBY	1:47.708	12	<b>92</b> Andrew MOOK	1:47.908
ROW 3	7	<b>81</b> Scott GRANT	1:44.112	8	<b>57</b> Geoff MOOK	1:45.632	9	<b>55</b> Paul TOLAND	1:45.917
ROW 2	4	<b>19</b> Peter BRANTON	1:42.106	5	<b>13</b> Doug EDMONDSON	1:43.342	6	<b>27</b> Richard HAYWARD	1:44.045
ROW 1	1	<b>30</b> Alan COOPER	1:41.624	2	<b>75</b> Anthony JOHNSON	1:41.839	3	<b>51</b> Kevin WHOLEY	1:41.861
<b>Pole</b>									

Cadwell Park: 2.1800 miles

These results are provisional until the conclusion of any judicial and technical matters.

Clerk Of Course :	Stewards :	Timekeeper : Sarah Evans
-------------------	------------	--------------------------

 Results can be found at [www.tsl-timing.com](http://www.tsl-timing.com)

Printed - 12:31 Saturday, 25 June 2022



**BMCRC - MRO Championships 2022 - Rnd 5 @ Cadwell Park**
**DFDS Yamaha Past Masters**
**RACE 12 - CLASSIFICATION**

POS	NO	CL	PIC NAME	ENTRY	LAPS	TIME	GAP	DIFF	MPH	BEST	ON
1	19		1 Peter BRANTON	Yamaha TZR250 - Exactweld Racing	7	12:06.203			75.64	1:42.503	4
2	30		2 Alan COOPER	Yamaha TZR250 - Twistgrip Motorcycles	7	12:06.668	0.465	0.465	75.60	1:42.275	4
3	13		3 Doug EDMONDSON	Yamaha 350 YPVS -	7	12:07.299	1.096	0.631	75.53	1:41.993	4
4	51		4 Kevin WHOLEY	Yamaha TZR250 - Twistgrip Motorcycles	7	12:07.536	1.333	0.237	75.51	1:42.302	4
5	75		5 Anthony JOHNSON	Yamaha TZR250 - INTA MOTORCYCLE SERVICE!	7	12:11.246	5.043	3.710	75.12	1:42.434	4
6	27		6 Richard HAYWARD	Yamaha TZR250 - Hazel Motors/ Gforce	7	12:30.295	24.092	19.049	73.21	1:45.620	2
7	57		7 Geoff MOOK	Yamaha TZR250 -	7	12:35.797	29.594	5.502	72.68	1:45.529	2
8	74		8 Paul WHITBY	Yamaha TZR250 - Greybridge Ltd	7	12:37.373	31.170	1.576	72.53	1:46.096	7
9	8		9 David BALL	Yamaha TZR250 - Gardiner Page and Roe pension	7	12:37.829	31.626	0.456	72.49	1:46.360	7
10	55		10 Paul TOLAND	Yamaha TZR250 - Kippers keys	7	12:38.801	32.598	0.972	72.39	1:46.133	7
11	92	C	1 Andrew MOOK	Yamaha TZR250 -	7	12:48.095	41.892	9.294	71.52	1:47.995	5
12	60	C	2 Daniel GOUGH	Yamaha TZR250 - Kieran Lewis/G Force Mc	7	12:55.193	48.990	7.098	70.86	1:48.773	5
13	26	C	3 Damian LEE	Yamaha TZR250 - Leed Autos	7	12:55.325	49.122	0.132	70.85	1:49.577	2
14	125		11 Steve HIGERTY	Yamaha TZR250 - Yellow House/Cambridge MC's	7	13:10.273	1:04.070	14.948	69.51	1:50.035	7
15	333	C	4 Mark STUBBERFIELD	Yamaha TZR250 - Polished concrete London	7	13:12.367	1:06.164	2.094	69.33	1:51.694	3
16	29		12 Derek CRIPPS	Yamaha TZR250 - Kelly Cripps - Team FBR	7	13:13.187	1:06.984	0.820	69.26	1:50.927	3
17	72	C	5 John HAMILTON	Yamaha TRZ250 - LW Racing	7	13:17.072	1:10.869	3.885	68.92	1:51.576	2
18	46		13 Kevin MARSHALL	Yamaha TZR250 - Stacey Processing	7	13:33.401	1:27.198	16.329	67.53	1:54.267	4
19	54	C	6 John HOLD	Yamaha RD350 YPVS -	7	13:39.014	1:32.811	5.613	67.07	1:54.710	7
20	71	C	7 Alan BUSHELL	Yamaha RD250LC -	7	13:47.342	1:41.139	8.328	66.40	1:55.623	6
21	62	C	8 David PATERSON	Yamaha TZR 2MA - The love of a good woman	7	13:47.481	1:41.278	0.139	66.38	1:55.354	7
22	73	C	9 Colvin TURNER	Yamaha TZR250 -	7	13:52.638	1:46.435	5.157	65.97	1:56.887	2
23	31	C	10 Rob FARMER	Yamaha TZR250 -	7	13:52.668	1:46.465	0.030	65.97	1:56.471	6
24	77	R	1 Adam COLLINS	Yamaha TZR250 - N/A	7	13:54.127	1:47.924	1.459	65.86	1:55.944	5
25	100	R	2 Michael PINCHES	Yamaha TZR250 - www.ypmrc.co.uk	7	13:54.398	1:48.195	0.271	65.83	1:55.768	7
26	25	C	11 Stephen WIMBLE	Yamaha TZR250 - S.B.W Contractor	6	12:18.582	1 Lap	1 Lap	63.75	1:59.331	2
27	59		14 Neil HESMAN	Yamaha RD350R - The Village Websmith - Farkhan	6	13:10.642	1 Lap	52.060	59.55	2:09.717	3

**NOT CLASSIFIED**

DNF	65	C	Nigel TERRY	Yamaha TZR250 - NTrap Garage Doors	5	10:21.107	2 Laps	1 Lap	63.17	2:00.575	2
DNF	67	C	Mark BAILEY	Yamaha TZR250 - Elite Air conditioning Ltd. Hydrofl	3	6:21.662	4 Laps	2 Laps	61.68	2:01.961	2
DNF	81		Scott GRANT	Yamaha TZR250 - Katie, Mum and Dad	1	2:23.978	6 Laps	2 Laps	54.50		

**FASTEST LAP**

13			Doug EDMONDSON	Yamaha 350 YPVS -	4	1:41.993			76.94 mph	123.83 kph
92	C		Andrew MOOK	Yamaha TZR250 -	5	1:47.995			72.67 mph	116.95 kph
100	R		Michael PINCHES	Yamaha TZR250 - www.ypmrc.co.uk	7	1:55.768			67.79 mph	109.09 kph

Class - 92.5% of Race Speed = 69.96 mph  
 Class C - 92.5% of Race Speed = 66.15 mph  
 Class R - 92.5% of Race Speed = 60.92 mph

Race Distance: 7 Laps / 15.26 miles

Cadwell Park: 2.1800 miles

Weather / Track : Bright / Dry

These results are provisional until the conclusion of any judicial and technical matters.

Date: 25/06/2022 Start: 16:14 Finish: 16:26

Clerk Of Course :	Stewards :	Timekeeper : Sarah Evans
-------------------	------------	--------------------------

 Results can be found at [www.tsl-timing.com](http://www.tsl-timing.com)

Printed - 16:30 Saturday, 25 June 2022



# BMCRC - MRO Championships 2022 - Rnd 5 @ Cadwell Park

## DFDS Yamaha Past Masters

### RACE 12 - LAP CHART

#### LAP 1 @ 16:16:41.909

NO	BEHIND	LAP TIME
19		1:49.212
30	0.173	1:49.385
51	0.706	1:49.918
13	0.982	1:50.194
27	1.609	1:50.821
75	1.846	1:51.058
57	2.482	1:51.694
74	4.016	1:53.228
8	4.110	1:53.322
55	4.929	1:54.141
92	6.500	1:55.712
26	7.051	1:56.263
333	9.492	1:58.704
60	9.772	1:58.984
29	10.294	1:59.506
72	10.728	1:59.940
125	11.469	2:00.681
54	14.332	2:03.544
46	14.444	2:03.656
73	15.354	2:04.566
71	16.126	2:05.338
62	16.705	2:05.917
31	17.576	2:06.788
100	20.615	2:09.827
77	21.313	2:10.525
65	22.488	2:11.700
25	22.818	2:12.030
67	23.233	2:12.445
59	28.931	2:18.143
81	34.766	2:23.978

#### LAP 2 @ 16:18:24.666

NO	BEHIND	LAP TIME
19		1:42.757
30	0.249	1:42.833
51	0.696	1:42.747
13	1.155	1:42.930
75	1.569	1:42.480
27	4.472	1:45.620
57	5.254	1:45.529
74	8.931	1:47.672
8	9.057	1:47.704
55	9.271	1:47.099
92	13.094	1:49.351
26	13.871	1:49.577
60	16.930	1:49.915
29	18.812	1:51.275
333	19.285	1:52.550
72	19.547	1:51.576
125	21.011	1:52.299
46	27.874	1:56.187
54	28.712	1:57.137
73	29.484	1:56.887
71	30.261	1:56.892
62	30.926	1:56.978
31	31.946	1:57.127
100	37.006	1:59.148
77	37.781	1:59.225
25	39.392	1:59.331
65	40.306	2:00.575
67	42.437	2:01.961
59	56.625	2:10.451

#### LAP 3 @ 16:20:07.294

NO	BEHIND	LAP TIME
19		1:42.628
30	0.331	1:42.710
51	0.747	1:42.679
13	1.681	1:43.154
75	2.102	1:43.161
27	8.038	1:46.194
57	8.682	1:46.056
8	13.099	1:46.670
74	14.104	1:47.801
55	14.444	1:47.801
92	20.067	1:49.601
26	20.857	1:49.614
60	23.650	1:49.348
29	27.111	1:50.927
333	28.351	1:51.694
72	28.907	1:51.988
125	29.834	1:51.451
46	39.928	1:54.682
54	42.462	1:56.378
73	43.930	1:57.074
71	44.754	1:57.121
62	46.564	1:58.266
31	47.127	1:57.809
100	53.017	1:58.639
77	53.983	1:58.830
25	58.344	2:01.580
65	59.336	2:01.658
67	1:07.065	2:07.256
59	1:23.714	2:09.717

#### LAP 4 @ 16:21:49.797

NO	BEHIND	LAP TIME
19		1:42.503
30	0.103	1:42.275
51	0.546	1:42.302
13	1.171	1:41.993
75	2.033	1:42.434
27	12.273	1:46.738
57	12.522	1:46.343
8	18.717	1:48.121
74	19.116	1:47.515
55	19.477	1:47.536
92	25.739	1:48.175
26	28.454	1:50.100
60	30.007	1:48.860
29	37.252	1:52.644
333	37.643	1:51.795
72	38.021	1:51.617
125	39.194	1:51.863
46	51.692	1:54.267
54	56.304	1:56.345
73	59.990	1:58.563
71	1:00.185	1:57.934
62	1:01.556	1:57.495
31	1:03.037	1:58.413
77	1:07.464	1:55.984
100	1:07.601	1:57.087
25	1:17.634	2:01.793
65	1:20.304	2:03.471

#### LAP 5 @ 16:23:32.543

NO	BEHIND	LAP TIME
19		1:42.746
30	0.572	1:43.215
51	1.200	1:43.400
13	1.399	1:42.974
75	2.104	1:42.817
59	1 Lap	2:10.774
27	16.023	1:46.496
57	16.150	1:46.374
74	23.311	1:46.941
8	24.146	1:48.175
55	25.005	1:48.274
92	30.988	1:47.995
26	35.908	1:50.200
60	36.034	1:48.773
29	47.554	1:53.048
333	47.997	1:53.100
125	48.385	1:51.937
72	48.442	1:53.167
46	1:03.615	1:54.669
54	1:09.032	1:55.474
71	1:14.786	1:57.347
73	1:15.296	1:58.052
62	1:16.145	1:57.335
31	1:17.902	1:57.611
77	1:20.662	1:55.944
100	1:22.066	1:57.211
25	1:37.243	2:02.355
65	1:41.261	2:03.703

#### LAP 6 @ 16:25:15.594

NO	BEHIND	LAP TIME
19		1:43.051
30	0.595	1:43.074
13	0.915	1:42.567
51	1.055	1:42.906
75	5.099	1:46.046
27	19.701	1:46.729
57	26.427	1:53.328
74	28.380	1:48.120
8	28.572	1:47.477
55	29.771	1:47.817
92	37.144	1:49.207
59	1 Lap	2:11.840
60	41.906	1:48.923
26	42.472	1:49.615
29	57.257	1:52.754
125	57.341	1:52.007
333	57.728	1:52.782
72	58.877	1:53.486
46	1:15.599	1:55.035
54	1:21.407	1:55.426
71	1:27.358	1:55.623
62	1:29.230	1:56.136
73	1:30.120	1:57.875
31	1:31.322	1:56.471
77	1:33.848	1:56.237
100	1:35.733	1:56.718

#### LAP 7 @ 16:26:58.900

NO	BEHIND	LAP TIME
19		1:43.306
30	0.465	1:43.176

13	1.096	1:43.487
51	1.333	1:43.584
75	5.043	1:43.250
25	1 Lap	2:01.493
27	24.092	1:47.697
57	29.594	1:46.473
74	31.170	1:46.096
8	31.626	1:46.360
55	32.598	1:46.133
92	41.892	1:48.054
60	48.990	1:50.390
26	49.122	1:49.956
125	1:04.070	1:50.035
59	1 Lap	2:09.717
333	1:06.164	1:51.742
29	1:06.984	1:53.033
72	1:10.869	1:55.298
46	1:27.198	1:54.905
54	1:32.811	1:54.710
71	1:41.139	1:57.087
62	1:41.278	1:55.354
73	1:46.435	1:59.621
31	1:46.465	1:58.449
77	1:47.924	1:57.382
100	1:48.195	1:55.768

# BMCRC - MRO Championships 2022 - Rnd 5 @ Cadwell Park

## DFDS Yamaha Past Masters

### RACE 12 - SECTOR ANALYSIS



SECTOR 1 = FL to I1, SECTOR 2 = I1 to FL, DIFF = Difference To Personal Best Lap, P = Crossed Finish Line in Pit Lane, D = Time Disallowed

P1 19		Peter BRANTON		Yamaha TZR250 - Exactweld Racing			
IDEAL LAP TIME : 1:42.221		BEST LAP TIME : 1:42.503		DIFFERENCE : 0.282			
LAP	SECTOR 1	SECTOR 2	LAP TIME	MPH	DIFF	TIME OF DAY	
1 -		43.416	1:49.212	71.86	6.709	16:16:41.909	
2 -	59.738	43.019	1:42.757	76.37	0.254	16:18:24.666	
3 -	59.446	43.182	1:42.628 (2)	76.47	0.125	16:20:07.294	
4 -	59.322	43.181	<b>1:42.503 (1)</b>	<b>76.56</b>		<b>16:21:49.797</b>	
5 -	<b>59.310</b>	43.436	1:42.746 (3)	76.38	0.243	16:23:32.543	
6 -	59.956	43.095	1:43.051	76.15	0.548	16:25:15.594	
7 -	1:00.395	<b>42.911</b>	1:43.306	75.96	0.803	16:26:58.900	

P2 30		Alan COOPER		Yamaha TZR250 - Twistgrip Motorcycles			
IDEAL LAP TIME : 1:42.233		BEST LAP TIME : 1:42.275		DIFFERENCE : 0.042			
LAP	SECTOR 1	SECTOR 2	LAP TIME	MPH	DIFF	TIME OF DAY	
1 -		43.244	1:49.385	71.74	7.110	16:16:42.082	
2 -	59.972	<b>42.861</b>	1:42.833 (3)	76.31	0.558	16:18:24.915	
3 -	59.411	43.299	1:42.710 (2)	76.40	0.435	16:20:07.625	
4 -	<b>59.372</b>	42.903	<b>1:42.275 (1)</b>	<b>76.73</b>		<b>16:21:49.900</b>	
5 -	59.524	43.691	1:43.215	76.03	0.940	16:23:33.115	
6 -	59.669	43.405	1:43.074	76.14	0.799	16:25:16.189	
7 -	1:00.312	42.864	1:43.176	76.06	0.901	16:26:59.365	

P3 13		Doug EDMONDSON		Yamaha 350 YPVS -			
IDEAL LAP TIME : 1:41.968		BEST LAP TIME : 1:41.993		DIFFERENCE : 0.025			
LAP	SECTOR 1	SECTOR 2	LAP TIME	MPH	DIFF	TIME OF DAY	
1 -		43.338	1:50.194	71.22	8.201	16:16:42.891	
2 -	59.954	42.976	1:42.930 (3)	76.24	0.937	16:18:25.821	
3 -	59.722	43.432	1:43.154	76.08	1.161	16:20:08.975	
4 -	59.493	<b>42.500</b>	<b>1:41.993 (1)</b>	<b>76.94</b>		<b>16:21:50.968</b>	
5 -	59.469	43.505	1:42.974	76.21	0.981	16:23:33.942	
6 -	<b>59.468</b>	43.099	1:42.567 (2)	76.51	0.574	16:25:16.509	
7 -	1:00.423	43.064	1:43.487	75.83	1.494	16:26:59.996	

P4 51		Kevin WHOLEY		Yamaha TZR250 - Twistgrip Motorcycles			
IDEAL LAP TIME : 1:42.206		BEST LAP TIME : 1:42.302		DIFFERENCE : 0.096			
LAP	SECTOR 1	SECTOR 2	LAP TIME	MPH	DIFF	TIME OF DAY	
1 -		43.382	1:49.918	71.39	7.616	16:16:42.615	
2 -	59.650	43.097	1:42.747 (3)	76.38	0.445	16:18:25.362	
3 -	59.622	43.057	1:42.679 (2)	76.43	0.377	16:20:08.041	
4 -	59.490	<b>42.812</b>	<b>1:42.302 (1)</b>	<b>76.71</b>		<b>16:21:50.343</b>	
5 -	<b>59.394</b>	44.006	1:43.400	75.90	1.098	16:23:33.743	
6 -	59.957	42.949	1:42.906	76.26	0.604	16:25:16.649	
7 -	1:00.693	42.891	1:43.584	75.76	1.282	16:27:00.233	

P5 75		Anthony JOHNSON		Yamaha TZR250 - INTA MOTORCYCLE SERVICES LTD			
IDEAL LAP TIME : 1:41.947		BEST LAP TIME : 1:42.434		DIFFERENCE : 0.487			
LAP	SECTOR 1	SECTOR 2	LAP TIME	MPH	DIFF	TIME OF DAY	
1 -		44.326	1:51.058	70.66	8.624	16:16:43.755	
2 -	1:00.021	<b>42.459</b>	1:42.480 (2)	76.58	0.046	16:18:26.235	
3 -	<b>59.488</b>	43.673	1:43.161	76.07	0.727	16:20:09.396	
4 -	59.841	42.593	<b>1:42.434 (1)</b>	<b>76.61</b>		<b>16:21:51.830</b>	
5 -	59.661	43.156	1:42.817 (3)	76.33	0.383	16:23:34.647	
6 -	59.929	46.117	1:46.046	74.00	3.612	16:25:20.693	
7 -	1:00.239	43.011	1:43.250	76.01	0.816	16:27:03.943	



# BMCRC - MRO Championships 2022 - Rnd 5 @ Cadwell Park

## DFDS Yamaha Past Masters

### RACE 12 - SECTOR ANALYSIS



SECTOR 1 = FL to I1, SECTOR 2 = I1 to FL, DIFF = Difference To Personal Best Lap, P = Crossed Finish Line in Pit Lane, D = Time Disallowed

<b>P6 27</b>		<b>Richard HAYWARD</b>		Yamaha TZR250 - Hazel Motors/ Gforce		
IDEAL LAP TIME : 1:45.336		BEST LAP TIME : 1:45.620		DIFFERENCE : 0.284		
LAP	SECTOR 1	SECTOR 2	LAP TIME	MPH	DIFF	TIME OF DAY
1 -		<b>43.683</b>	1:50.821	70.81	5.201	16:16:43.518
2 -	<b>1:01.653</b>	43.967	<b>1:45.620 (1)</b>	<b>74.30</b>		<b>16:18:29.138</b>
3 -	1:01.810	44.384	1:46.194 (2)	73.90	0.574	16:20:15.332
4 -	1:02.251	44.487	1:46.738	73.52	1.118	16:22:02.070
5 -	1:02.089	44.407	1:46.496 (3)	73.69	0.876	16:23:48.566
6 -	1:02.494	44.235	1:46.729	73.53	1.109	16:25:35.295
7 -	1:02.864	44.833	1:47.697	72.87	2.077	16:27:22.992

<b>P7 57</b>		<b>Geoff MOOK</b>		Yamaha TZR250 -		
IDEAL LAP TIME : 1:45.347		BEST LAP TIME : 1:45.529		DIFFERENCE : 0.182		
LAP	SECTOR 1	SECTOR 2	LAP TIME	MPH	DIFF	TIME OF DAY
1 -		44.207	1:51.694	70.26	6.165	16:16:44.391
2 -	1:01.467	<b>44.062</b>	<b>1:45.529 (1)</b>	<b>74.36</b>		<b>16:18:29.920</b>
3 -	<b>1:01.285</b>	44.771	1:46.056 (2)	73.99	0.527	16:20:15.976
4 -	1:01.884	44.459	1:46.343 (3)	73.79	0.814	16:22:02.319
5 -	1:01.596	44.778	1:46.374	73.77	0.845	16:23:48.693
6 -	1:08.736	44.592	1:53.328	69.25	7.799	16:25:42.021
7 -	1:02.116	44.357	1:46.473	73.70	0.944	16:27:28.494

<b>P8 74</b>		<b>Paul WHITBY</b>		Yamaha TZR250 - Greybridge Ltd		
IDEAL LAP TIME : 1:46.048		BEST LAP TIME : 1:46.096		DIFFERENCE : 0.048		
LAP	SECTOR 1	SECTOR 2	LAP TIME	MPH	DIFF	TIME OF DAY
1 -		44.907	1:53.228	69.31	7.132	16:16:45.925
2 -	1:02.044	45.628	1:47.672	72.88	1.576	16:18:33.597
3 -	1:03.066	44.735	1:47.801	72.80	1.705	16:20:21.398
4 -	1:02.565	44.950	1:47.515 (3)	72.99	1.419	16:22:08.913
5 -	1:02.311	<b>44.630</b>	1:46.941 (2)	73.38	0.845	16:23:55.854
6 -	1:02.983	45.137	1:48.120	72.58	2.024	16:25:43.974
7 -	<b>1:01.418</b>	44.678	<b>1:46.096 (1)</b>	<b>73.97</b>		<b>16:27:30.070</b>

<b>P9 8</b>		<b>David BALL</b>		Yamaha TZR250 - Gardiner Page and Roe pension consultants		
IDEAL LAP TIME : 1:45.906		BEST LAP TIME : 1:46.360		DIFFERENCE : 0.454		
LAP	SECTOR 1	SECTOR 2	LAP TIME	MPH	DIFF	TIME OF DAY
1 -		44.624	1:53.322	69.25	6.962	16:16:46.019
2 -	1:02.156	45.548	1:47.704	72.86	1.344	16:18:33.723
3 -	1:02.233	<b>44.437</b>	1:46.670 (2)	73.57	0.310	16:20:20.393
4 -	1:03.087	45.034	1:48.121	72.58	1.761	16:22:08.514
5 -	1:03.069	45.106	1:48.175	72.54	1.815	16:23:56.689
6 -	1:02.424	45.053	1:47.477 (3)	73.02	1.117	16:25:44.166
7 -	<b>1:01.469</b>	44.891	<b>1:46.360 (1)</b>	<b>73.78</b>		<b>16:27:30.526</b>

<b>P10 55</b>		<b>Paul TOLAND</b>		Yamaha TZR250 - Kippers keys		
IDEAL LAP TIME : 1:46.133		BEST LAP TIME : 1:46.133		DIFFERENCE : 0.000		
LAP	SECTOR 1	SECTOR 2	LAP TIME	MPH	DIFF	TIME OF DAY
1 -		45.070	1:54.141	68.75	8.008	16:16:46.838
2 -	1:02.042	45.057	1:47.099 (2)	73.27	0.966	16:18:33.937
3 -	1:02.966	44.835	1:47.801	72.80	1.668	16:20:21.738
4 -	1:02.377	45.159	1:47.536 (3)	72.98	1.403	16:22:09.274
5 -	1:02.929	45.345	1:48.274	72.48	2.141	16:23:57.548
6 -	1:01.986	45.831	1:47.817	72.79	1.684	16:25:45.365
7 -	<b>1:01.783</b>	<b>44.350</b>	<b>1:46.133 (1)</b>	<b>73.94</b>		<b>16:27:31.498</b>

# BMCRC - MRO Championships 2022 - Rnd 5 @ Cadwell Park

## DFDS Yamaha Past Masters

### RACE 12 - SECTOR ANALYSIS



SECTOR 1 = FL to I1, SECTOR 2 = I1 to FL, DIFF = Difference To Personal Best Lap, P = Crossed Finish Line in Pit Lane, D = Time Disallowed

P11 92 C		Andrew MOOK		Yamaha TZR250 -		
IDEAL LAP TIME : 1:47.911		BEST LAP TIME : 1:47.995		DIFFERENCE : 0.084		
LAP	SECTOR 1	SECTOR 2	LAP TIME	MPH	DIFF	TIME OF DAY
1 -		45.900	1:55.712	67.82	7.717	16:16:48.409
2 -	1:03.375	45.976	1:49.351	71.76	1.356	16:18:37.760
3 -	1:03.542	46.059	1:49.601	71.60	1.606	16:20:27.361
4 -	1:03.046	<b>45.129</b>	1:48.175 (3)	72.54	0.180	16:22:15.536
5 -	1:02.835	45.160	<b>1:47.995 (1)</b>	<b>72.67</b>		<b>16:24:03.531</b>
6 -	1:03.132	46.075	1:49.207	71.86	1.212	16:25:52.738
7 -	<b>1:02.782</b>	45.272	1:48.054 (2)	72.63	0.059	16:27:40.792

P12 60 C		Daniel GOUGH		Yamaha TZR250 - Kieran Lewis/G Force Mc		
IDEAL LAP TIME : 1:48.393		BEST LAP TIME : 1:48.773		DIFFERENCE : 0.380		
LAP	SECTOR 1	SECTOR 2	LAP TIME	MPH	DIFF	TIME OF DAY
1 -		46.741	1:58.984	65.95	10.211	16:16:51.681
2 -	1:03.729	46.186	1:49.915	71.40	1.142	16:18:41.596
3 -	1:03.555	45.793	1:49.348	71.77	0.575	16:20:30.944
4 -	1:03.368	<b>45.492</b>	1:48.860 (2)	72.09	0.087	16:22:19.804
5 -	<b>1:02.901</b>	45.872	<b>1:48.773 (1)</b>	<b>72.15</b>		<b>16:24:08.577</b>
6 -	1:03.131	45.792	1:48.923 (3)	72.05	0.150	16:25:57.500
7 -	1:04.317	46.073	1:50.390	71.09	1.617	16:27:47.890

P13 26 C		Damian LEE		Yamaha TZR250 - Leed Autos		
IDEAL LAP TIME : 1:48.966		BEST LAP TIME : 1:49.577		DIFFERENCE : 0.611		
LAP	SECTOR 1	SECTOR 2	LAP TIME	MPH	DIFF	TIME OF DAY
1 -		45.869	1:56.263	67.50	6.686	16:16:48.960
2 -	<b>1:03.231</b>	46.346	<b>1:49.577 (1)</b>	<b>71.62</b>		<b>16:18:38.537</b>
3 -	1:03.873	45.741	1:49.614 (2)	71.59	0.037	16:20:28.151
4 -	1:03.463	46.637	1:50.100	71.28	0.523	16:22:18.251
5 -	1:04.118	46.082	1:50.200	71.21	0.623	16:24:08.451
6 -	1:03.880	<b>45.735</b>	1:49.615 (3)	71.59	0.038	16:25:58.066
7 -	1:04.107	45.849	1:49.956	71.37	0.379	16:27:48.022

P14 125		Steve HIGERTY		Yamaha TZR250 - Yellow House/Cambridge MC's		
IDEAL LAP TIME : 1:50.035		BEST LAP TIME : 1:50.035		DIFFERENCE : 0.000		
LAP	SECTOR 1	SECTOR 2	LAP TIME	MPH	DIFF	TIME OF DAY
1 -		47.218	2:00.681	65.03	10.646	16:16:53.378
2 -	1:04.744	47.555	1:52.299	69.88	2.264	16:18:45.677
3 -	1:05.076	46.375	1:51.451 (2)	70.41	1.416	16:20:37.128
4 -	1:04.169	47.694	1:51.863 (3)	70.15	1.828	16:22:28.991
5 -	1:04.782	47.155	1:51.937	70.11	1.902	16:24:20.928
6 -	1:04.698	47.309	1:52.007	70.06	1.972	16:26:12.935
7 -	<b>1:03.792</b>	<b>46.243</b>	<b>1:50.035 (1)</b>	<b>71.32</b>		<b>16:28:02.970</b>

P15 333 C		Mark STUBBERFIELD		Yamaha TZR250 - Polished concrete London		
IDEAL LAP TIME : 1:51.129		BEST LAP TIME : 1:51.694		DIFFERENCE : 0.565		
LAP	SECTOR 1	SECTOR 2	LAP TIME	MPH	DIFF	TIME OF DAY
1 -		46.845	1:58.704	66.11	7.010	16:16:51.401
2 -	1:06.027	<b>46.523</b>	1:52.550	69.72	0.856	16:18:43.951
3 -	1:04.813	46.881	<b>1:51.694 (1)</b>	<b>70.26</b>		<b>16:20:35.645</b>
4 -	1:04.802	46.993	1:51.795 (3)	70.20	0.101	16:22:27.440
5 -	1:05.577	47.523	1:53.100	69.39	1.406	16:24:20.540
6 -	1:05.710	47.072	1:52.782	69.58	1.088	16:26:13.322
7 -	<b>1:04.606</b>	47.136	1:51.742 (2)	70.23	0.048	16:28:05.064

# BMCRC - MRO Championships 2022 - Rnd 5 @ Cadwell Park

## DFDS Yamaha Past Masters

### RACE 12 - SECTOR ANALYSIS



SECTOR 1 = FL to I1, SECTOR 2 = I1 to FL, DIFF = Difference To Personal Best Lap, P = Crossed Finish Line in Pit Lane, D = Time Disallowed

P16 29		Derek CRIPPS		Yamaha TZR250 - Kelly Cripps - Team FBR		
IDEAL LAP TIME : 1:50.927		BEST LAP TIME : 1:50.927		DIFFERENCE : 0.000		
LAP	SECTOR 1	SECTOR 2	LAP TIME	MPH	DIFF	TIME OF DAY
1 -		46.849	1:59.506	65.67	8.579	16:16:52.203
2 -	1:04.399	46.876	1:51.275 (2)	70.52	0.348	16:18:43.478
3 -	<b>1:04.257</b>	<b>46.670</b>	<b>1:50.927 (1)</b>	<b>70.74</b>		<b>16:20:34.405</b>
4 -	1:04.972	47.672	1:52.644 (3)	69.67	1.717	16:22:27.049
5 -	1:05.510	47.538	1:53.048	69.42	2.121	16:24:20.097
6 -	1:05.352	47.402	1:52.754	69.60	1.827	16:26:12.851
7 -	1:05.948	47.085	1:53.033	69.43	2.106	16:28:05.884

P17 72 C		John HAMILTON		Yamaha TRZ250 - LW Racing		
IDEAL LAP TIME : 1:50.292		BEST LAP TIME : 1:51.576		DIFFERENCE : 1.284		
LAP	SECTOR 1	SECTOR 2	LAP TIME	MPH	DIFF	TIME OF DAY
1 -		47.015	1:59.940	65.43	8.364	16:16:52.637
2 -	1:05.055	<b>46.521</b>	<b>1:51.576 (1)</b>	<b>70.33</b>		<b>16:18:44.213</b>
3 -	<b>1:03.771</b>	48.217	1:51.988 (3)	70.07	0.412	16:20:36.201
4 -	1:04.548	47.069	1:51.617 (2)	70.31	0.041	16:22:27.818
5 -	1:05.584	47.583	1:53.167	69.34	1.591	16:24:20.985
6 -	1:04.936	48.550	1:53.486	69.15	1.910	16:26:14.471
7 -	1:04.488	50.810	1:55.298	68.06	3.722	16:28:09.769

P18 46		Kevin MARSHALL		Yamaha TZR250 - Stacey Processing		
IDEAL LAP TIME : 1:54.265		BEST LAP TIME : 1:54.267		DIFFERENCE : 0.002		
LAP	SECTOR 1	SECTOR 2	LAP TIME	MPH	DIFF	TIME OF DAY
1 -		48.851	2:03.656	63.46	9.389	16:16:56.353
2 -	1:07.453	48.734	1:56.187	67.54	1.920	16:18:52.540
3 -	1:06.961	<b>47.721</b>	1:54.682 (3)	68.43	0.415	16:20:47.222
4 -	<b>1:06.544</b>	47.723	<b>1:54.267 (1)</b>	<b>68.68</b>		<b>16:22:41.489</b>
5 -	1:06.646	48.023	1:54.669 (2)	68.44	0.402	16:24:36.158
6 -	1:07.048	47.987	1:55.035	68.22	0.768	16:26:31.193
7 -	1:06.897	48.008	1:54.905	68.30	0.638	16:28:26.098

P19 54 C		John HOLD		Yamaha RD350 YPVS -		
IDEAL LAP TIME : 1:54.373		BEST LAP TIME : 1:54.710		DIFFERENCE : 0.337		
LAP	SECTOR 1	SECTOR 2	LAP TIME	MPH	DIFF	TIME OF DAY
1 -		49.086	2:03.544	63.52	8.834	16:16:56.241
2 -	1:07.608	49.529	1:57.137	66.99	2.427	16:18:53.378
3 -	1:07.435	48.943	1:56.378	67.43	1.668	16:20:49.756
4 -	1:07.611	48.734	1:56.345	67.45	1.635	16:22:46.101
5 -	1:06.728	48.746	1:55.474 (3)	67.96	0.764	16:24:41.575
6 -	1:07.346	<b>48.080</b>	1:55.426 (2)	67.99	0.716	16:26:37.001
7 -	<b>1:06.293</b>	48.417	<b>1:54.710 (1)</b>	<b>68.41</b>		<b>16:28:31.711</b>

P20 71 C		Alan BUSHELL		Yamaha RD250LC -		
IDEAL LAP TIME : 1:55.430		BEST LAP TIME : 1:55.623		DIFFERENCE : 0.193		
LAP	SECTOR 1	SECTOR 2	LAP TIME	MPH	DIFF	TIME OF DAY
1 -		49.162	2:05.338	62.61	9.715	16:16:58.035
2 -	<b>1:07.721</b>	49.171	1:56.892 (2)	67.13	1.269	16:18:54.927
3 -	1:08.373	48.748	1:57.121	67.00	1.498	16:20:52.048
4 -	1:08.526	49.408	1:57.934	66.54	2.311	16:22:49.982
5 -	1:09.371	47.976	1:57.347	66.87	1.724	16:24:47.329
6 -	1:07.914	<b>47.709</b>	<b>1:55.623 (1)</b>	<b>67.87</b>		<b>16:26:42.952</b>
7 -	1:08.486	48.601	1:57.087 (3)	67.02	1.464	16:28:40.039

# BMCRC - MRO Championships 2022 - Rnd 5 @ Cadwell Park

## DFDS Yamaha Past Masters

### RACE 12 - SECTOR ANALYSIS



SECTOR 1 = FL to I1, SECTOR 2 = I1 to FL, DIFF = Difference To Personal Best Lap, P = Crossed Finish Line in Pit Lane, D = Time Disallowed

P21 62 C		David PATERSON		Yamaha TZR 2MA - The love of a good woman		
IDEAL LAP TIME : 1:55.354		BEST LAP TIME : 1:55.354		DIFFERENCE : 0.000		
LAP	SECTOR 1	SECTOR 2	LAP TIME	MPH	DIFF	TIME OF DAY
1 -		48.921	2:05.917	62.32	10.563	16:16:58.614
2 -	1:07.911	49.067	1:56.978 (3)	67.09	1.624	16:18:55.592
3 -	1:08.410	49.856	1:58.266	66.35	2.912	16:20:53.858
4 -	1:08.122	49.373	1:57.495	66.79	2.141	16:22:51.353
5 -	1:08.569	48.766	1:57.335	66.88	1.981	16:24:48.688
6 -	1:07.325	48.811	1:56.136 (2)	67.57	0.782	16:26:44.824
7 -	<b>1:07.195</b>	<b>48.159</b>	<b>1:55.354 (1)</b>	<b>68.03</b>		<b>16:28:40.178</b>

P22 73 C		Colvin TURNER		Yamaha TZR250 -		
IDEAL LAP TIME : 1:56.565		BEST LAP TIME : 1:56.887		DIFFERENCE : 0.322		
LAP	SECTOR 1	SECTOR 2	LAP TIME	MPH	DIFF	TIME OF DAY
1 -		48.932	2:04.566	63.00	7.679	16:16:57.263
2 -	<b>1:08.013</b>	48.874	<b>1:56.887 (1)</b>	<b>67.14</b>		<b>16:18:54.150</b>
3 -	1:08.522	<b>48.552</b>	1:57.074 (2)	67.03	0.187	16:20:51.224
4 -	1:09.285	49.278	1:58.563	66.19	1.676	16:22:49.787
5 -	1:08.745	49.307	1:58.052	66.47	1.165	16:24:47.839
6 -	1:08.522	49.353	1:57.875 (3)	66.57	0.988	16:26:45.714
7 -	1:09.097	50.524	1:59.621	65.60	2.734	16:28:45.335

P23 31 C		Rob FARMER		Yamaha TZR250 -		
IDEAL LAP TIME : 1:56.471		BEST LAP TIME : 1:56.471		DIFFERENCE : 0.000		
LAP	SECTOR 1	SECTOR 2	LAP TIME	MPH	DIFF	TIME OF DAY
1 -		49.102	2:06.788	61.89	10.317	16:16:59.485
2 -	1:08.267	48.860	1:57.127 (2)	67.00	0.656	16:18:56.612
3 -	1:08.097	49.712	1:57.809	66.61	1.338	16:20:54.421
4 -	1:08.949	49.464	1:58.413	66.27	1.942	16:22:52.834
5 -	1:08.280	49.331	1:57.611 (3)	66.72	1.140	16:24:50.445
6 -	<b>1:07.852</b>	<b>48.619</b>	<b>1:56.471 (1)</b>	<b>67.38</b>		<b>16:26:46.916</b>
7 -	1:08.650	49.799	1:58.449	66.25	1.978	16:28:45.365

P24 77 R		Adam COLLINS		Yamaha TZR250 - N/A		
IDEAL LAP TIME : 1:55.564		BEST LAP TIME : 1:55.944		DIFFERENCE : 0.380		
LAP	SECTOR 1	SECTOR 2	LAP TIME	MPH	DIFF	TIME OF DAY
1 -		50.254	2:10.525	60.12	14.581	16:17:03.222
2 -	1:08.587	50.638	1:59.225	65.82	3.281	16:19:02.447
3 -	1:08.640	50.190	1:58.830	66.04	2.886	16:21:01.277
4 -	1:07.711	48.273	1:55.984 (2)	67.66	0.040	16:22:57.261
5 -	1:07.689	<b>48.255</b>	<b>1:55.944 (1)</b>	<b>67.68</b>		<b>16:24:53.205</b>
6 -	<b>1:07.309</b>	48.928	1:56.237 (3)	67.51	0.293	16:26:49.442
7 -	1:08.184	49.198	1:57.382	66.85	1.438	16:28:46.824

P25 100 R		Michael PINCHES		Yamaha TZR250 - www.ypmrc.co.uk		
IDEAL LAP TIME : 1:55.437		BEST LAP TIME : 1:55.768		DIFFERENCE : 0.331		
LAP	SECTOR 1	SECTOR 2	LAP TIME	MPH	DIFF	TIME OF DAY
1 -		50.462	2:09.827	60.44	14.059	16:17:02.524
2 -	1:08.972	50.176	1:59.148	65.86	3.380	16:19:01.672
3 -	1:09.007	49.632	1:58.639	66.15	2.871	16:21:00.311
4 -	1:07.588	49.499	1:57.087 (3)	67.02	1.319	16:22:57.398
5 -	1:08.302	<b>48.909</b>	1:57.211	66.95	1.443	16:24:54.609
6 -	1:07.424	49.294	1:56.718 (2)	67.23	0.950	16:26:51.327
7 -	<b>1:06.528</b>	49.240	<b>1:55.768 (1)</b>	<b>67.79</b>		<b>16:28:47.095</b>

# BMCRC - MRO Championships 2022 - Rnd 5 @ Cadwell Park

## DFDS Yamaha Past Masters

### RACE 12 - SECTOR ANALYSIS



SECTOR 1 = FL to I1, SECTOR 2 = I1 to FL, DIFF = Difference To Personal Best Lap, P = Crossed Finish Line in Pit Lane, D = Time Disallowed

<b>P26 25 C</b>		<b>Stephen WIMBLE</b>		Yamaha TZR250 - S.B.W Contractor		
IDEAL LAP TIME : 1:59.331		BEST LAP TIME : 1:59.331		DIFFERENCE : 0.000		
LAP	SECTOR 1	SECTOR 2	LAP TIME	MPH	DIFF	TIME OF DAY
1 -		50.969	2:12.030	59.44	12.699	16:17:04.727
<b>2 -</b>	<b>1:09.284</b>	<b>50.047</b>	<b>1:59.331 (1)</b>	<b>65.76</b>		<b>16:19:04.058</b>
3 -	1:10.585	50.995	2:01.580 (3)	64.55	2.249	16:21:05.638
4 -	1:11.041	50.752	2:01.793	64.43	2.462	16:23:07.431
5 -	1:11.867	50.488	2:02.355	64.14	3.024	16:25:09.786
6 -	1:11.358	50.135	2:01.493 (2)	64.59	2.162	16:27:11.279

<b>P27 59</b>		<b>Neil HESMAN</b>		Yamaha RD350R - The Village Websmith - Farkham Hall		
IDEAL LAP TIME : 2:09.038		BEST LAP TIME : 2:09.717		DIFFERENCE : 0.679		
LAP	SECTOR 1	SECTOR 2	LAP TIME	MPH	DIFF	TIME OF DAY
1 -		54.303	2:18.143	56.81	8.426	16:17:10.840
2 -	1:16.884	53.567	2:10.451 (3)	60.16	0.734	16:19:21.291
<b>3 -</b>	<b>1:16.198</b>	<b>53.519</b>	<b>2:09.717 (1)</b>	<b>60.50</b>		<b>16:21:31.008</b>
4 -	<b>1:16.125</b>	54.649	2:10.774	60.01	1.057	16:23:41.782
5 -	1:17.061	54.779	2:11.840	59.52	2.123	16:25:53.622
6 -	1:16.804	<b>52.913</b>	<b>2:09.717 (1)</b>	<b>60.50</b>		<b>16:28:03.339</b>

<b>P28 65 C</b>		<b>Nigel TERRY</b>		Yamaha TZR250 - NTrap Garage Doors		
IDEAL LAP TIME : 2:00.279		BEST LAP TIME : 2:00.575		DIFFERENCE : 0.296		
LAP	SECTOR 1	SECTOR 2	LAP TIME	MPH	DIFF	TIME OF DAY
1 -		51.586	2:11.700	59.59	11.125	16:17:04.397
<b>2 -</b>	<b>1:09.143</b>	51.432	<b>2:00.575 (1)</b>	<b>65.08</b>		<b>16:19:04.972</b>
3 -	1:10.522	<b>51.136</b>	2:01.658 (2)	64.50	1.083	16:21:06.630
4 -	1:11.763	51.708	2:03.471 (3)	63.56	2.896	16:23:10.101
5 -	1:11.741	51.962	2:03.703	63.44	3.128	16:25:13.804

<b>P29 67 C</b>		<b>Mark BAILEY</b>		Yamaha TZR250 - Elite Air conditioning Ltd. Hydroflow plumbing		
IDEAL LAP TIME : 2:01.155		BEST LAP TIME : 2:01.961		DIFFERENCE : 0.806		
LAP	SECTOR 1	SECTOR 2	LAP TIME	MPH	DIFF	TIME OF DAY
1 -		<b>50.848</b>	2:12.445	59.25	10.484	16:17:05.142
<b>2 -</b>	<b>1:10.307</b>	51.654	<b>2:01.961 (1)</b>	<b>64.34</b>		<b>16:19:07.103</b>
3 -	1:13.726	53.530	2:07.256 (2)	61.67	5.295	16:21:14.359

<b>P30 81</b>		<b>Scott GRANT</b>		Yamaha TZR250 - Katie, Mum and Dad		
IDEAL LAP TIME : 2:01.444		BEST LAP TIME :		DIFFERENCE :		
LAP	SECTOR 1	SECTOR 2	LAP TIME	MPH	DIFF	TIME OF DAY
1 -		<b>49.829</b>	2:23.978	54.50		16:17:16.675

# BMCRC - MRO Championships 2022 - Rnd 5 @ Cadwell Park

## DFDS Yamaha Past Masters

### RACE 12 - BEST SECTORS

SECTOR 1			SECTOR 2			IDEAL / BEST COMPARISON						
POS	NO	NAME	TIME	NO	NAME	TIME	POS	NO	NAME	IDEAL	BEST	DIFF
									<b>PERFECT LAP</b>	<b>1:41.769</b>		
1	19	BRANTON	<b>59.310</b>	75	JOHNSON	<b>42.459</b>	1	75	JOHNSON	1:41.947	1:42.434	<b>0.487</b>
2	30	COOPER	<b>59.372</b>	13	EDMONDSON	<b>42.500</b>	2	13	EDMONDSON	1:41.968	1:41.993	<b>0.025</b>
3	51	WHOLEY	<b>59.394</b>	51	WHOLEY	<b>42.812</b>	3	51	WHOLEY	1:42.206	1:42.302	<b>0.096</b>
4	13	EDMONDSON	<b>59.468</b>	30	COOPER	<b>42.861</b>	4	19	BRANTON	1:42.221	1:42.503	<b>0.282</b>
5	75	JOHNSON	<b>59.488</b>	19	BRANTON	<b>42.911</b>	5	30	COOPER	1:42.233	1:42.275	<b>0.042</b>
6	57	MOOK	<b>1:01.285</b>	27	HAYWARD	<b>43.683</b>	6	27	HAYWARD	1:45.336	1:45.620	<b>0.284</b>
7	74	WHITBY	<b>1:01.418</b>	57	MOOK	<b>44.062</b>	7	57	MOOK	1:45.347	1:45.529	<b>0.182</b>
8	8	BALL	<b>1:01.469</b>	55	TOLAND	<b>44.350</b>	8	8	BALL	1:45.906	1:46.360	<b>0.454</b>
9	27	HAYWARD	<b>1:01.653</b>	8	BALL	<b>44.437</b>	9	74	WHITBY	1:46.048	1:46.096	<b>0.048</b>
10	55	TOLAND	<b>1:01.783</b>	74	WHITBY	<b>44.630</b>	10	55	TOLAND	1:46.133	1:46.133	<b>0.000</b>
11	92	MOOK	<b>1:02.782</b>	92	MOOK	<b>45.129</b>	11	92	MOOK	1:47.911	1:47.995	<b>0.084</b>
12	60	GOUGH	<b>1:02.901</b>	60	GOUGH	<b>45.492</b>	12	60	GOUGH	1:48.393	1:48.773	<b>0.380</b>
13	26	LEE	<b>1:03.231</b>	26	LEE	<b>45.735</b>	13	26	LEE	1:48.966	1:49.577	<b>0.611</b>
14	72	HAMILTON	<b>1:03.771</b>	125	HIGERTY	<b>46.243</b>	14	125	HIGERTY	1:50.035	1:50.035	<b>0.000</b>
15	125	HIGERTY	<b>1:03.792</b>	72	HAMILTON	<b>46.521</b>	15	72	HAMILTON	1:50.292	1:51.576	<b>1.284</b>
16	29	CRIPPS	<b>1:04.257</b>	333	STUBBERFIELD	<b>46.523</b>	16	29	CRIPPS	1:50.927	1:50.927	<b>0.000</b>
17	333	STUBBERFIELD	<b>1:04.606</b>	29	CRIPPS	<b>46.670</b>	17	333	STUBBERFIELD	1:51.129	1:51.694	<b>0.565</b>
18	54	HOLD	<b>1:06.293</b>	71	BUSHELL	<b>47.709</b>	18	46	MARSHALL	1:54.265	1:54.267	<b>0.002</b>
19	100	PINCHES	<b>1:06.528</b>	46	MARSHALL	<b>47.721</b>	19	54	HOLD	1:54.373	1:54.710	<b>0.337</b>
20	46	MARSHALL	<b>1:06.544</b>	54	HOLD	<b>48.080</b>	20	62	PATERSON	1:55.354	1:55.354	<b>0.000</b>
21	62	PATERSON	<b>1:07.195</b>	62	PATERSON	<b>48.159</b>	21	71	BUSHELL	1:55.430	1:55.623	<b>0.193</b>
22	77	COLLINS	<b>1:07.309</b>	77	COLLINS	<b>48.255</b>	22	100	PINCHES	1:55.437	1:55.768	<b>0.331</b>
23	71	BUSHELL	<b>1:07.721</b>	73	TURNER	<b>48.552</b>	23	77	COLLINS	1:55.564	1:55.944	<b>0.380</b>
24	31	FARMER	<b>1:07.852</b>	31	FARMER	<b>48.619</b>	24	31	FARMER	1:56.471	1:56.471	<b>0.000</b>
25	73	TURNER	<b>1:08.013</b>	100	PINCHES	<b>48.909</b>	25	73	TURNER	1:56.565	1:56.887	<b>0.322</b>
26	65	TERRY	<b>1:09.143</b>	81	GRANT	<b>49.829</b>	26	25	WIMBLE	1:59.331	1:59.331	<b>0.000</b>
27	25	WIMBLE	<b>1:09.284</b>	25	WIMBLE	<b>50.047</b>	27	65	TERRY	2:00.279	2:00.575	<b>0.296</b>
28	67	BAILEY	<b>1:10.307</b>	67	BAILEY	<b>50.848</b>	28	67	BAILEY	2:01.155	2:01.961	<b>0.806</b>
29	81	GRANT	<b>1:11.615</b>	65	TERRY	<b>51.136</b>	29	81	GRANT	2:01.444		
30	59	HESMAN	<b>1:16.125</b>	59	HESMAN	<b>52.913</b>	30	59	HESMAN	2:09.038	2:09.717	<b>0.679</b>

# BMCRC - MRO Championships 2022 - Rnd 5 @ Cadwell Park

## DFDS Yamaha Past Masters

### RACE 12 - STATISTICS

<b>Competitors Started</b>	30
<b>Planned Start</b>	2022-06-25 @ 16:00:00.000
<b>Actual Start</b>	2022-06-25 @ 16:14:52.696
<b>Finish Time</b>	2022-06-25 @ 16:26:58.899
<b>Track Length</b>	2.1800mi.
<b>Total Laps</b>	196
<b>Total Distance Covered</b>	427.2836mi.

#### Session Fastest Lap History

NO	CL	NAME	LAP TIME	TIME OF DAY	LAP	VEHICLE
19		Peter BRANTON	1:42.757	16:18:24.700	2	Yamaha TZR250
51		Kevin WHOLEY	1:42.747	16:18:25.391	2	Yamaha TZR250
75		Anthony JOHNSON	1:42.480	16:18:26.248	2	Yamaha TZR250
30		Alan COOPER	1:42.275	16:21:49.900	4	Yamaha TZR250
13		Doug EDMONDSON	1:41.993	16:21:50.979	4	Yamaha 350 YPVS

#### Session Leader History

NO	CL	NAME	FROM LAP	LAPS LED	DISTANCE	VEHICLE
19		Peter BRANTON	1	7	15.26 miles	Yamaha TZR250

#### Flag History

TYPE	TIME OF DAY
GREEN	16:14:52.696
FINISH	16:26:58.899

#### Flag Statistics

TYPE	COUNT	TOTAL LAPS	TOTAL TIME
Green	1	7	14:56.064
Red	0	0	0.000
Safety Car	0	0	0.000
FCY	0	0	0.000

# BMCRC - MRO Championships 2022 - Rnd 5 @ Cadwell Park

## DFDS Yamaha Past Masters

### RACE 12 - STATISTICS

**CLASS :**

15 Starters

#### Fastest Lap History

NO	NAME	LAP TIME	TIME OF DAY	LAP	VEHICLE
19	Peter BRANTON	1:42.757	16:18:24.700	2	Yamaha TZR250
51	Kevin WHOLEY	1:42.747	16:18:25.391	2	Yamaha TZR250
75	Anthony JOHNSON	1:42.480	16:18:26.248	2	Yamaha TZR250
30	Alan COOPER	1:42.275	16:21:49.900	4	Yamaha TZR250
13	Doug EDMONDSON	1:41.993	16:21:50.979	4	Yamaha 350 YPVS

#### Leader History

NO	NAME	FROM LAP	LAPS LED	DISTANCE	VEHICLE
19	Peter BRANTON	1	7	15.26 miles	Yamaha TZR250



# BMCRC - MRO Championships 2022 - Rnd 5 @ Cadwell Park

## DFDS Yamaha Past Masters

### RACE 12 - STATISTICS

CLASS : C

13 Starters

#### Fastest Lap History

NO	NAME	LAP TIME	TIME OF DAY	LAP	VEHICLE
92	Andrew MOOK	1:49.351	16:18:37.777	2	Yamaha TZR250
60	Daniel GOUGH	1:49.348	16:20:30.972	3	Yamaha TZR250
92	Andrew MOOK	1:48.175	16:22:15.553	4	Yamaha TZR250
92	Andrew MOOK	1:47.995	16:24:03.546	5	Yamaha TZR250

#### Leader History

NO	NAME	FROM LAP	LAPS LED	DISTANCE	VEHICLE
92	Andrew MOOK	1	7	15.26 miles	Yamaha TZR250

# BMCRC - MRO Championships 2022 - Rnd 5 @ Cadwell Park

## DFDS Yamaha Past Masters

### RACE 12 - STATISTICS

CLASS : R

2 Starters

#### Fastest Lap History

NO	NAME	LAP TIME	TIME OF DAY	LAP	VEHICLE
100	Michael PINCHES	1:59.148	16:19:01.686	2	Yamaha TZR250
100	Michael PINCHES	1:58.639	16:21:00.326	3	Yamaha TZR250
77	Adam COLLINS	1:55.984	16:22:57.279	4	Yamaha TZR250
77	Adam COLLINS	1:55.944	16:24:53.226	5	Yamaha TZR250
100	Michael PINCHES	1:55.768	16:28:47.109	7	Yamaha TZR250

#### Leader History

NO	NAME	FROM LAP	LAPS LED	DISTANCE	VEHICLE
100	Michael PINCHES	1	3	6.54 miles	Yamaha TZR250
77	Adam COLLINS	4	4	8.72 miles	Yamaha TZR250

**BMCRC - MRO Championships 2022 - Rnd 5 @ Cadwell Park**
**DFDS Yamaha Past Masters**
**RACE 2 - GRID (9 Laps) - AMENDED**

ROW 10		28	65	Nigel TERRY	2:00.575	29	67	Mark BAILEY	2:01.961	30	59	Neil HESMAN	2:09.717
ROW 9	25	31	Rob FARMER	1:56.471	26	73	Colvin TURNER	1:56.887	27	25	Stephen WIMBLE	1:59.331	
ROW 8		22	71	Alan BUSHELL	1:55.623	23	100	Michael PINCHES	1:55.768	24	77	Adam COLLINS	1:55.944
ROW 7	19	46	Kevin MARSHALL	1:54.267	20	54	John HOLD	1:54.710	21	62	David PATERSON	1:55.354	
ROW 6		16	29	Derek CRIPPS	1:50.927	17	72	John HAMILTON	1:51.576	18	333	Mark STUBBERFIELD	1:51.694
ROW 5	13	81	Scott GRANT	1:49.577	14	26	Damian LEE	1:49.577	15	125	Steve HIGERTY	1:50.035	
ROW 4		10	8	David BALL	1:46.360	11	92	Andrew MOOK	1:47.995	12	60	Daniel GOUGH	1:48.773
ROW 3	7	27	Richard HAYWARD	1:45.620	8	74	Paul WHITBY	1:46.096	9	55	Paul TOLAND	1:46.133	
ROW 2		4	75	Anthony JOHNSON	1:42.434	5	19	Peter BRANTON	1:42.503	6	57	Geoff MOOK	1:45.529
ROW 1	1	13	Doug EDMONDSON	1:41.993	2	30	Alan COOPER	1:42.275	3	51	Kevin WHOLEY	1:42.302	
			<b>Pole</b>										

Cadwell Park: 2.1800 miles

These results are provisional until the conclusion of any judicial and technical matters.

Clerk Of Course :	Stewards :	Timekeeper : Sarah Evans
-------------------	------------	--------------------------

 Results can be found at [www.tsl-timing.com](http://www.tsl-timing.com)

Printed - 17:52 Saturday, 25 June 2022



**BMCRC - MRO Championships 2022 - Rnd 5 @ Cadwell Park**
**DFDS Yamaha Past Masters**
**RACE 2 - CLASSIFICATION**

POS	NO	CL	PIC NAME	ENTRY	LAPS	TIME	GAP	DIFF	MPH	BEST	ON
1	75		1 Anthony JOHNSON	Yamaha TZR250 - INTA MOTORCYCLE SERVICE!	8	13:43.224			76.26	1:41.481	7
2	30		2 Alan COOPER	Yamaha TZR250 - Twistgrip Motorcycles	8	13:45.433	2.209	2.209	76.06	1:41.626	6
3	51		3 Kevin WHOLEY	Yamaha TZR250 - Twistgrip Motorcycles	8	13:47.403	4.179	1.970	75.88	1:41.420	5
4	13		4 Doug EDMONDSON	Yamaha 350 YPVS -	8	13:49.000	5.776	1.597	75.73	1:42.071	5
5	19		5 Peter BRANTON	Yamaha TZR250 - Exactweld Racing	8	13:53.305	10.081	4.305	75.34	1:41.749	3
6	8		6 David BALL	Yamaha TZR250 - Gardiner Page and Roe pension	8	14:15.809	32.585	22.504	73.36	1:44.715	8
7	57		7 Geoff MOOK	Yamaha TZR250 -	8	14:15.831	32.607	0.022	73.36	1:44.934	6
8	74		8 Paul WHITBY	Yamaha TZR250 - Greybridge Ltd	8	14:19.430	36.206	3.599	73.05	1:46.248	3
9	92	C	1 Andrew MOOK	Yamaha TZR250 -	8	14:24.172	40.948	4.742	72.65	1:45.914	7
10	26	C	2 Damian LEE	Yamaha TZR250 - Leed Autos	8	14:51.430	1:08.206	27.258	70.43	1:49.455	2
11	72	C	3 John HAMILTON	Yamaha TRZ250 - LW Racing	8	14:55.217	1:11.993	3.787	70.13	1:50.148	2
12	29		9 Derek CRIPPS	Yamaha TZR250 - Kelly Cripps - Team FBR	8	15:10.226	1:27.002	15.009	68.97	1:50.268	2
13	125		10 Steve HIGERTY	Yamaha TZR250 - Yellow House/Cambridge MC's	8	15:10.729	1:27.505	0.503	68.93	1:52.497	7
14	333	C	4 Mark STUBBERFIELD	Yamaha TZR250 - Polished concrete London	8	15:27.001	1:43.777	16.272	67.72	1:53.525	2
15	54	C	5 John HOLD	Yamaha RD350 YPVS -	8	15:29.098	1:45.874	2.097	67.57	1:54.170	8
16	71	C	6 Alan BUSHELL	Yamaha RD250LC -	7	13:43.683	1 Lap	1 Lap	66.69	1:54.809	7
17	62	C	7 David PATERSON	Yamaha TZR 2MA - The love of a good woman	7	13:54.677	1 Lap	10.994	65.81	1:56.750	5
18	77	R	1 Adam COLLINS	Yamaha TZR250 - N/A	7	13:54.998	1 Lap	0.321	65.79	1:57.196	6
19	100	R	2 Michael PINCHES	Yamaha TZR250 - www.ypmrc.co.uk	7	13:55.183	1 Lap	0.185	65.77	1:56.876	7
20	31	C	8 Rob FARMER	Yamaha TZR250 -	7	13:56.718	1 Lap	1.535	65.65	1:56.965	3
21	25	C	9 Stephen WIMBLE	Yamaha TZR250 - S.B.W Contractor	7	13:56.776	1 Lap	0.058	65.65	1:57.150	5
22	73	C	10 Colvin TURNER	Yamaha TZR250 -	7	14:04.554	1 Lap	7.778	65.04	1:56.838	5

**NOT CLASSIFIED**

DNF	46		Kevin MARSHALL	Yamaha TZR250 - Stacey Processing	6	11:56.528	2 Laps	1 Lap	65.71	1:56.764	6
DNF	60	C	Daniel GOUGH	Yamaha TZR250 - Kieran Lewis/G Force Mc	5	9:05.518	3 Laps	1 Lap	71.93	1:47.444	3
DNF	65	C	Nigel TERRY	Yamaha TZR250 - NTrap Garage Doors	2	4:17.826	6 Laps	3 Laps	60.87	2:05.218	2
DNF	55		Paul TOLAND	Yamaha TZR250 - Kippers keys	0						
DNF	81		Scott GRANT	Yamaha TZR250 - Katie, Mum and Dad	0						
DNF	67	C	Mark BAILEY	Yamaha TZR250 - Elite Air conditioning Ltd. Hydrofl	0						

**FASTEST LAP**

51			Kevin WHOLEY	Yamaha TZR250 - Twistgrip Motorcycles	5	1:41.420		77.38 mph	124.53 kph		
92	C		Andrew MOOK	Yamaha TZR250 -	7	1:45.914		74.09 mph	119.24 kph		
100	R		Michael PINCHES	Yamaha TZR250 - www.ypmrc.co.uk	7	1:56.876		67.14 mph	108.06 kph		

Class - 92.5% of Race Speed = 70.54 mph  
 Class C - 92.5% of Race Speed = 67.20 mph  
 Class R - 92.5% of Race Speed = 60.85 mph

Race Distance: 8 Laps / 17.44 miles

Cadwell Park: 2.1800 miles

Weather / Track : Sunny / Dry

These results are provisional until the conclusion of any judicial and technical matters.

Date: 26/06/2022 Start: 10:05 Finish: 10:19

Clerk Of Course :	Stewards :	Timekeeper : Sarah Evans
-------------------	------------	--------------------------

 Results can be found at [www.tsl-timing.com](http://www.tsl-timing.com)

Printed - 10:22 Sunday, 26 June 2022



# BMCRC - MRO Championships 2022 - Rnd 5 @ Cadwell Park

## DFDS Yamaha Past Masters

### RACE 2 - LAP CHART

#### LAP 1 @ 10:07:28.793

NO	BEHIND	LAP TIME
75		1:47.984
13	0.610	1:48.594
30	1.673	1:49.657
51	2.339	1:50.323
19	2.486	1:50.470
74	3.741	1:51.725
8	3.996	1:51.980
57	4.982	1:52.966
92	5.878	1:53.862
60	6.383	1:54.367
26	7.908	1:55.892
29	9.722	1:57.706
72	9.995	1:57.979
125	12.489	2:00.473
333	12.949	2:00.933
54	15.008	2:02.992
62	17.488	2:05.472
46	17.803	2:05.787
73	18.573	2:06.557
71	18.644	2:06.628
100	19.100	2:07.084
77	20.043	2:08.027
25	21.156	2:09.140
31	21.851	2:09.835
65	24.624	2:12.608

#### LAP 2 @ 10:09:11.471

NO	BEHIND	LAP TIME
75		1:42.678
13	0.693	1:42.761
30	1.232	1:42.237
19	2.425	1:42.617
51	2.882	1:43.221
74	7.973	1:46.910
8	8.087	1:46.769
57	9.028	1:46.724
92	10.479	1:47.279
60	11.417	1:47.712
26	14.685	1:49.455
29	17.312	1:50.268
72	17.465	1:50.148
125	22.916	1:53.105
333	23.796	1:53.525
54	26.969	1:54.639
62	32.992	1:58.182
46	33.507	1:58.382
71	33.537	1:57.571
73	34.252	1:58.357
77	35.080	1:57.715
100	35.136	1:58.714
25	37.187	1:58.709
31	37.268	1:58.095
65	47.164	2:05.218

#### LAP 3 @ 10:10:53.745

NO	BEHIND	LAP TIME
75		1:42.274
13	0.802	1:42.383
30	0.947	1:41.989
19	1.900	1:41.749
51	2.937	1:42.329
74	11.947	1:46.248

8	12.424	1:46.611
57	12.568	1:45.814
92	15.980	1:47.775
60	16.587	1:47.444
26	23.928	1:51.517
29	26.708	1:51.670
72	27.693	1:52.502
125	33.695	1:53.053
333	37.161	1:55.639
54	39.633	1:54.938
62	49.128	1:58.410
71	49.452	1:58.189
46	49.612	1:58.379
77	50.415	1:57.609
73	50.482	1:58.504
100	51.222	1:58.360
31	51.959	1:56.965
25	53.529	1:58.616

#### LAP 4 @ 10:12:36.200

NO	BEHIND	LAP TIME
75		1:42.455
30	0.424	1:41.932
13	1.320	1:42.973
19	1.886	1:42.441
51	2.692	1:42.210
74	16.622	1:47.130
8	16.782	1:46.813
57	17.597	1:47.484
92	21.793	1:48.268
60	21.942	1:47.810
26	32.108	1:50.635
72	36.108	1:50.870
29	38.932	1:54.679
125	44.218	1:52.978
333	50.903	1:56.197
54	51.410	1:54.232
71	1:02.568	1:55.571
77	1:06.034	1:58.074
62	1:06.375	1:59.702
46	1:06.752	1:59.595
73	1:07.307	1:59.280
100	1:07.782	1:59.015
31	1:08.769	1:59.265
25	1:08.925	1:57.851

#### LAP 5 @ 10:14:17.922

NO	BEHIND	LAP TIME
75		1:41.722
30	0.973	1:42.271
13	1.669	1:42.071
19	2.205	1:42.041
51	2.390	1:41.420
74	22.342	1:47.442
57	22.552	1:46.677
8	22.656	1:47.596
92	28.016	1:47.945
60	28.405	1:48.185
26	41.655	1:51.269
72	45.298	1:50.912
29	49.876	1:52.666
125	55.462	1:52.966
333	1:05.972	1:56.791
54	1:06.153	1:56.465
71	1:16.620	1:55.774

62	1:21.403	1:56.750
77	1:22.368	1:58.056
73	1:22.423	1:56.838
46	1:22.651	1:57.621
100	1:23.824	1:57.764
25	1:24.353	1:57.150
31	1:25.023	1:57.976

#### LAP 6 @ 10:15:59.786

NO	BEHIND	LAP TIME
75		1:41.864
30	0.735	1:41.626
13	2.524	1:42.719
19	3.128	1:42.787
51	3.336	1:42.810
57	25.622	1:44.934
8	26.961	1:46.169
74	27.890	1:47.412
92	32.317	1:46.165
26	51.798	1:52.007
72	54.644	1:51.210
29	1:01.969	1:53.957
125	1:06.467	1:52.869
333	1:18.663	1:54.555
54	1:20.929	1:56.640
71	1:29.897	1:55.141
62	1:36.857	1:57.318
46	1:37.551	1:56.764
77	1:37.700	1:57.196
100	1:39.330	1:57.370
25	1:39.753	1:57.264
31	1:40.180	1:57.021
73	1:40.387	1:59.828

#### LAP 7 @ 10:17:41.267

NO	BEHIND	LAP TIME
75		1:41.481
30	1.567	1:42.313
13	3.553	1:42.510
51	3.629	1:41.774
19	4.390	1:42.743
57	29.671	1:45.530
8	30.636	1:45.156
74	32.713	1:46.304
92	36.750	1:45.914
26	1:00.635	1:50.318
72	1:04.287	1:51.124
29	1:14.063	1:53.575
125	1:17.483	1:52.497
333	1:31.005	1:53.823
54	1:34.470	1:55.022

#### LAP 8 @ 10:19:24.033

NO	BEHIND	LAP TIME
75		1:42.766
71	1 Lap	1:54.809
30	2.209	1:43.408
51	4.179	1:43.316
13	5.776	1:44.989
19	10.081	1:48.457
62	1 Lap	1:58.843
77	1 Lap	1:58.321
100	1 Lap	1:56.876
31	1 Lap	1:57.561

25	1 Lap	1:58.046
73	1 Lap	2:05.190
8	32.585	1:44.715
57	32.607	1:45.702
74	36.206	1:46.259
92	40.948	1:46.964
26	1:08.206	1:50.337
72	1:11.993	1:50.472
29	1:27.002	1:55.705
125	1:27.505	1:52.788
333	1:43.777	1:55.538
54	1:45.874	1:54.170

# BMCRC - MRO Championships 2022 - Rnd 5 @ Cadwell Park

## DFDS Yamaha Past Masters

### RACE 2 - SECTOR ANALYSIS



SECTOR 1 = FL to I1, SECTOR 2 = I1 to FL, DIFF = Difference To Personal Best Lap, P = Crossed Finish Line in Pit Lane, D = Time Disallowed

P1 75		Anthony JOHNSON		Yamaha TZR250 - INTA MOTORCYCLE SERVICES LTD			
IDEAL LAP TIME : 1:41.433		BEST LAP TIME : 1:41.481		DIFFERENCE : 0.048			
LAP	SECTOR 1	SECTOR 2	LAP TIME	MPH	DIFF	TIME OF DAY	
1 -		42.751	1:47.984	72.67	6.503	10:07:28.793	
2 -	1:00.292	42.386	1:42.678	76.43	1.197	10:09:11.471	
3 -	59.684	42.590	1:42.274	76.73	0.793	10:10:53.745	
4 -	59.881	42.574	1:42.455	76.60	0.974	10:12:36.200	
5 -	59.495	42.227	1:41.722 (2)	77.15	0.241	10:14:17.922	
6 -	<b>59.289</b>	42.575	1:41.864 (3)	77.04	0.383	10:15:59.786	
7 -	59.337	<b>42.144</b>	<b>1:41.481 (1)</b>	<b>77.33</b>		<b>10:17:41.267</b>	
8 -	1:00.360	42.406	1:42.766	76.36	1.285	10:19:24.033	

P2 30		Alan COOPER		Yamaha TZR250 - Twistgrip Motorcycles			
IDEAL LAP TIME : 1:41.626		BEST LAP TIME : 1:41.626		DIFFERENCE : 0.000			
LAP	SECTOR 1	SECTOR 2	LAP TIME	MPH	DIFF	TIME OF DAY	
1 -		43.306	1:49.657	71.56	8.031	10:07:30.466	
2 -	59.403	42.834	1:42.237	76.76	0.611	10:09:12.703	
3 -	59.496	42.493	1:41.989 (3)	76.95	0.363	10:10:54.692	
4 -	59.452	42.480	1:41.932 (2)	76.99	0.306	10:12:36.624	
5 -	59.862	42.409	1:42.271	76.73	0.645	10:14:18.895	
6 -	<b>59.286</b>	<b>42.340</b>	<b>1:41.626 (1)</b>	<b>77.22</b>		<b>10:16:00.521</b>	
7 -	59.484	42.829	1:42.313	76.70	0.687	10:17:42.834	
8 -	1:00.666	42.742	1:43.408	75.89	1.782	10:19:26.242	

P3 51		Kevin WHOLEY		Yamaha TZR250 - Twistgrip Motorcycles			
IDEAL LAP TIME : 1:41.245		BEST LAP TIME : 1:41.420		DIFFERENCE : 0.175			
LAP	SECTOR 1	SECTOR 2	LAP TIME	MPH	DIFF	TIME OF DAY	
1 -		43.760	1:50.323	71.13	8.903	10:07:31.132	
2 -	1:00.299	42.922	1:43.221	76.03	1.801	10:09:14.353	
3 -	59.504	42.825	1:42.329	76.69	0.909	10:10:56.682	
4 -	59.684	42.526	1:42.210 (3)	76.78	0.790	10:12:38.892	
5 -	<b>58.775</b>	42.645	<b>1:41.420 (1)</b>	<b>77.38</b>		<b>10:14:20.312</b>	
6 -	59.735	43.075	1:42.810	76.33	1.390	10:16:03.122	
7 -	59.304	<b>42.470</b>	1:41.774 (2)	77.11	0.354	10:17:44.896	
8 -	1:00.371	42.945	1:43.316	75.96	1.896	10:19:28.212	

P4 13		Doug EDMONDSON		Yamaha 350 YPVS -			
IDEAL LAP TIME : 1:41.895		BEST LAP TIME : 1:42.071		DIFFERENCE : 0.176			
LAP	SECTOR 1	SECTOR 2	LAP TIME	MPH	DIFF	TIME OF DAY	
1 -		42.894	1:48.594	72.26	6.523	10:07:29.403	
2 -	59.809	42.952	1:42.761	76.37	0.690	10:09:12.164	
3 -	59.534	42.849	1:42.383 (2)	76.65	0.312	10:10:54.547	
4 -	59.940	43.033	1:42.973	76.21	0.902	10:12:37.520	
5 -	<b>59.256</b>	42.815	<b>1:42.071 (1)</b>	<b>76.88</b>		<b>10:14:19.591</b>	
6 -	59.934	42.785	1:42.719	76.40	0.648	10:16:02.310	
7 -	59.871	<b>42.639</b>	1:42.510 (3)	76.55	0.439	10:17:44.820	
8 -	1:00.986	44.003	1:44.989	74.75	2.918	10:19:29.809	

P5 19		Peter BRANTON		Yamaha TZR250 - Exactweld Racing			
IDEAL LAP TIME : 1:41.749		BEST LAP TIME : 1:41.749		DIFFERENCE : 0.000			
LAP	SECTOR 1	SECTOR 2	LAP TIME	MPH	DIFF	TIME OF DAY	
1 -		43.639	1:50.470	71.04	8.721	10:07:31.279	
2 -	59.696	42.921	1:42.617	76.47	0.868	10:09:13.896	
3 -	<b>59.105</b>	<b>42.644</b>	<b>1:41.749 (1)</b>	<b>77.13</b>		<b>10:10:55.645</b>	
4 -	59.381	43.060	1:42.441 (3)	76.61	0.692	10:12:38.086	
5 -	59.190	42.851	1:42.041 (2)	76.91	0.292	10:14:20.127	
6 -	59.701	43.086	1:42.787	76.35	1.038	10:16:02.914	
7 -	59.960	42.783	1:42.743	76.38	0.994	10:17:45.657	
8 -	1:02.061	46.396	1:48.457	72.36	6.708	10:19:34.114	

# BMCRC - MRO Championships 2022 - Rnd 5 @ Cadwell Park

## DFDS Yamaha Past Masters

### RACE 2 - SECTOR ANALYSIS



SECTOR 1 = FL to I1, SECTOR 2 = I1 to FL, DIFF = Difference To Personal Best Lap, P = Crossed Finish Line in Pit Lane, D = Time Disallowed

P6		8		David BALL		Yamaha TZR250 - Gardiner Page and Roe pension consultants	
IDEAL LAP TIME : 1:44.603		BEST LAP TIME : 1:44.715		DIFFERENCE : 0.112			
LAP	SECTOR 1	SECTOR 2	LAP TIME	MPH	DIFF	TIME OF DAY	
1 -		44.016	1:51.980	70.08	7.265	10:07:32.789	
2 -	1:02.219	44.550	1:46.769	73.50	2.054	10:09:19.558	
3 -	1:01.782	44.829	1:46.611	73.61	1.896	10:11:06.169	
4 -	1:02.382	44.431	1:46.813	73.47	2.098	10:12:52.982	
5 -	1:02.428	45.168	1:47.596	72.94	2.881	10:14:40.578	
6 -	1:01.796	44.373	1:46.169 (3)	73.92	1.454	10:16:26.747	
7 -	1:01.241	<b>43.915</b>	1:45.156 (2)	74.63	0.441	10:18:11.903	
8 -	<b>1:00.688</b>	44.027	<b>1:44.715 (1)</b>	<b>74.94</b>		<b>10:19:56.618</b>	

P7		57		Geoff MOOK		Yamaha TZR250 -	
IDEAL LAP TIME : 1:44.934		BEST LAP TIME : 1:44.934		DIFFERENCE : 0.000			
LAP	SECTOR 1	SECTOR 2	LAP TIME	MPH	DIFF	TIME OF DAY	
1 -		44.787	1:52.966	69.47	8.032	10:07:33.775	
2 -	1:01.485	45.239	1:46.724	73.53	1.790	10:09:20.499	
3 -	1:01.409	44.405	1:45.814	74.16	0.880	10:11:06.313	
4 -	1:02.484	45.000	1:47.484	73.01	2.550	10:12:53.797	
5 -	1:01.571	45.106	1:46.677	73.56	1.743	10:14:40.474	
6 -	<b>1:00.925</b>	<b>44.009</b>	<b>1:44.934 (1)</b>	<b>74.79</b>		<b>10:16:25.408</b>	
7 -	1:01.158	44.372	1:45.530 (2)	74.36	0.596	10:18:10.938	
8 -	1:01.185	44.517	1:45.702 (3)	74.24	0.768	10:19:56.640	

P8		74		Paul WHITBY		Yamaha TZR250 - Greybridge Ltd	
IDEAL LAP TIME : 1:46.116		BEST LAP TIME : 1:46.248		DIFFERENCE : 0.132			
LAP	SECTOR 1	SECTOR 2	LAP TIME	MPH	DIFF	TIME OF DAY	
1 -		44.553	1:51.725	70.24	5.477	10:07:32.534	
2 -	1:02.197	44.713	1:46.910	73.40	0.662	10:09:19.444	
3 -	<b>1:01.599</b>	44.649	<b>1:46.248 (1)</b>	<b>73.86</b>		<b>10:11:05.692</b>	
4 -	1:02.452	44.678	1:47.130	73.25	0.882	10:12:52.822	
5 -	1:02.311	45.131	1:47.442	73.04	1.194	10:14:40.264	
6 -	1:02.482	44.930	1:47.412	73.06	1.164	10:16:27.676	
7 -	1:01.787	<b>44.517</b>	1:46.304 (3)	73.82	0.056	10:18:13.980	
8 -	1:01.689	44.570	1:46.259 (2)	73.85	0.011	10:20:00.239	

P9		92 C		Andrew MOOK		Yamaha TZR250 -	
IDEAL LAP TIME : 1:45.912		BEST LAP TIME : 1:45.914		DIFFERENCE : 0.002			
LAP	SECTOR 1	SECTOR 2	LAP TIME	MPH	DIFF	TIME OF DAY	
1 -		44.984	1:53.862	68.92	7.948	10:07:34.671	
2 -	1:02.066	45.213	1:47.279	73.15	1.365	10:09:21.950	
3 -	1:02.292	45.483	1:47.775	72.81	1.861	10:11:09.725	
4 -	1:02.392	45.876	1:48.268	72.48	2.354	10:12:57.993	
5 -	1:02.963	44.982	1:47.945	72.70	2.031	10:14:45.938	
6 -	1:01.870	44.295	1:46.165 (2)	73.92	0.251	10:16:32.103	
7 -	1:01.665	<b>44.249</b>	<b>1:45.914 (1)</b>	<b>74.09</b>		<b>10:18:18.017</b>	
8 -	<b>1:01.663</b>	45.301	1:46.964 (3)	73.37	1.050	10:20:04.981	

P10		26 C		Damian LEE		Yamaha TZR250 - Leed Autos	
IDEAL LAP TIME : 1:48.978		BEST LAP TIME : 1:49.455		DIFFERENCE : 0.477			
LAP	SECTOR 1	SECTOR 2	LAP TIME	MPH	DIFF	TIME OF DAY	
1 -		<b>45.641</b>	1:55.892	67.71	6.437	10:07:36.701	
2 -	<b>1:03.337</b>	46.118	<b>1:49.455 (1)</b>	<b>71.70</b>		<b>10:09:26.156</b>	
3 -	1:04.436	47.081	1:51.517	70.37	2.062	10:11:17.673	
4 -	1:04.198	46.437	1:50.635	70.93	1.180	10:13:08.308	
5 -	1:04.946	46.323	1:51.269	70.53	1.814	10:14:59.577	
6 -	1:04.707	47.300	1:52.007	70.06	2.552	10:16:51.584	
7 -	1:04.316	46.002	1:50.318 (2)	71.14	0.863	10:18:41.902	
8 -	1:04.522	45.815	1:50.337 (3)	71.12	0.882	10:20:32.239	

# BMCRC - MRO Championships 2022 - Rnd 5 @ Cadwell Park

## DFDS Yamaha Past Masters

### RACE 2 - SECTOR ANALYSIS



SECTOR 1 = FL to I1, SECTOR 2 = I1 to FL, DIFF = Difference To Personal Best Lap, P = Crossed Finish Line in Pit Lane, D = Time Disallowed

P11 72 C		John HAMILTON		Yamaha TRZ250 - LW Racing			
IDEAL LAP TIME : 1:49.901		BEST LAP TIME : 1:50.148		DIFFERENCE : 0.247			
LAP	SECTOR 1	SECTOR 2	LAP TIME	MPH	DIFF	TIME OF DAY	
1 -		<b>46.363</b>	1:57.979	66.52	7.831	10:07:38.788	
2 -	<b>1:03.538</b>	46.610	<b>1:50.148 (1)</b>	<b>71.25</b>		<b>10:09:28.936</b>	
3 -	1:03.837	48.665	1:52.502	69.75	2.354	10:11:21.438	
4 -	1:04.270	46.600	1:50.870 (3)	70.78	0.722	10:13:12.308	
5 -	1:03.839	47.073	1:50.912	70.75	0.764	10:15:03.220	
6 -	1:03.898	47.312	1:51.210	70.56	1.062	10:16:54.430	
7 -	1:04.101	47.023	1:51.124	70.62	0.976	10:18:45.554	
8 -	1:03.877	46.595	1:50.472 (2)	71.04	0.324	10:20:36.026	

P12 29		Derek CRIPPS		Yamaha TZR250 - Kelly Cripps - Team FBR			
IDEAL LAP TIME : 1:50.070		BEST LAP TIME : 1:50.268		DIFFERENCE : 0.198			
LAP	SECTOR 1	SECTOR 2	LAP TIME	MPH	DIFF	TIME OF DAY	
1 -		<b>46.346</b>	1:57.706	66.67	7.438	10:07:38.515	
2 -	<b>1:03.724</b>	46.544	<b>1:50.268 (1)</b>	<b>71.17</b>		<b>10:09:28.783</b>	
3 -	1:03.749	47.921	1:51.670 (2)	70.27	1.402	10:11:20.453	
4 -	1:06.763	47.916	1:54.679	68.43	4.411	10:13:15.132	
5 -	1:05.038	47.628	1:52.666 (3)	69.65	2.398	10:15:07.798	
6 -	1:05.662	48.295	1:53.957	68.86	3.689	10:17:01.755	
7 -	1:05.818	47.757	1:53.575	69.10	3.307	10:18:55.330	
8 -	1:06.017	49.688	1:55.705	67.82	5.437	10:20:51.035	

P13 125		Steve HIGERTY		Yamaha TZR250 - Yellow House/Cambridge MC's			
IDEAL LAP TIME : 1:52.344		BEST LAP TIME : 1:52.497		DIFFERENCE : 0.153			
LAP	SECTOR 1	SECTOR 2	LAP TIME	MPH	DIFF	TIME OF DAY	
1 -		47.268	2:00.473	65.14	7.976	10:07:41.282	
2 -	1:05.896	47.209	1:53.105	69.38	0.608	10:09:34.387	
3 -	1:05.586	47.467	1:53.053	69.41	0.556	10:11:27.440	
4 -	1:05.782	47.196	1:52.978	69.46	0.481	10:13:20.418	
5 -	1:05.488	47.478	1:52.966	69.47	0.469	10:15:13.384	
6 -	1:05.517	47.352	1:52.869 (3)	69.53	0.372	10:17:06.253	
7 -	<b>1:05.272</b>	47.225	<b>1:52.497 (1)</b>	<b>69.76</b>		<b>10:18:58.750</b>	
8 -	1:05.716	<b>47.072</b>	1:52.788 (2)	69.58	0.291	10:20:51.538	

P14 333 C		Mark STUBBERFIELD		Yamaha TZR250 - Polished concrete London			
IDEAL LAP TIME : 1:52.932		BEST LAP TIME : 1:53.525		DIFFERENCE : 0.593			
LAP	SECTOR 1	SECTOR 2	LAP TIME	MPH	DIFF	TIME OF DAY	
1 -		47.431	2:00.933	64.89	7.408	10:07:41.742	
2 -	<b>1:05.913</b>	47.612	<b>1:53.525 (1)</b>	<b>69.13</b>		<b>10:09:35.267</b>	
3 -	1:06.959	48.680	1:55.639	67.86	2.114	10:11:30.906	
4 -	1:08.248	47.949	1:56.197	67.54	2.672	10:13:27.103	
5 -	1:08.393	48.398	1:56.791	67.19	3.266	10:15:23.894	
6 -	1:07.129	47.426	1:54.555 (3)	68.50	1.030	10:17:18.449	
7 -	1:06.804	<b>47.019</b>	1:53.823 (2)	68.94	0.298	10:19:12.272	
8 -	1:07.239	48.299	1:55.538	67.92	2.013	10:21:07.810	

P15 54 C		John HOLD		Yamaha RD350 YPVS -			
IDEAL LAP TIME : 1:54.006		BEST LAP TIME : 1:54.170		DIFFERENCE : 0.164			
LAP	SECTOR 1	SECTOR 2	LAP TIME	MPH	DIFF	TIME OF DAY	
1 -		48.598	2:02.992	63.80	8.822	10:07:43.801	
2 -	1:06.573	48.066	1:54.639 (3)	68.45	0.469	10:09:38.440	
3 -	1:06.538	48.400	1:54.938	68.28	0.768	10:11:33.378	
4 -	1:06.424	<b>47.808</b>	1:54.232 (2)	68.70	0.062	10:13:27.610	
5 -	1:07.529	48.936	1:56.465	67.38	2.295	10:15:24.075	
6 -	1:07.875	48.765	1:56.640	67.28	2.470	10:17:20.715	
7 -	1:06.743	48.279	1:55.022	68.23	0.852	10:19:15.737	
8 -	<b>1:06.198</b>	47.972	<b>1:54.170 (1)</b>	<b>68.74</b>		<b>10:21:09.907</b>	



# BMCRC - MRO Championships 2022 - Rnd 5 @ Cadwell Park

## DFDS Yamaha Past Masters

### RACE 2 - SECTOR ANALYSIS



SECTOR 1 = FL to I1, SECTOR 2 = I1 to FL, DIFF = Difference To Personal Best Lap, P = Crossed Finish Line in Pit Lane, D = Time Disallowed

P16 71 C		Alan BUSHELL		Yamaha RD250LC -		
IDEAL LAP TIME : 1:54.471		BEST LAP TIME : 1:54.809		DIFFERENCE : 0.338		
LAP	SECTOR 1	SECTOR 2	LAP TIME	MPH	DIFF	TIME OF DAY
1 -		49.911	2:06.628	61.97	11.819	10:07:47.437
2 -	1:08.402	49.169	1:57.571	66.75	2.762	10:09:45.008
3 -	1:09.305	48.884	1:58.189	66.40	3.380	10:11:43.197
4 -	1:08.375	<b>47.196</b>	1:55.571 (3)	67.90	0.762	10:13:38.768
5 -	1:07.897	47.877	1:55.774	67.78	0.965	10:15:34.542
6 -	1:07.285	47.856	1:55.141 (2)	68.16	0.332	10:17:29.683
7 -	<b>1:07.275</b>	47.534	<b>1:54.809 (1)</b>	<b>68.35</b>		<b>10:19:24.492</b>

P17 62 C		David PATERSON		Yamaha TZR 2MA - The love of a good woman		
IDEAL LAP TIME : 1:56.750		BEST LAP TIME : 1:56.750		DIFFERENCE : 0.000		
LAP	SECTOR 1	SECTOR 2	LAP TIME	MPH	DIFF	TIME OF DAY
1 -		49.572	2:05.472	62.54	8.722	10:07:46.281
2 -	1:08.865	49.317	1:58.182 (3)	66.40	1.432	10:09:44.463
3 -	1:09.438	48.972	1:58.410	66.27	1.660	10:11:42.873
4 -	1:09.911	49.791	1:59.702	65.56	2.952	10:13:42.575
5 -	<b>1:08.170</b>	<b>48.580</b>	<b>1:56.750 (1)</b>	<b>67.22</b>		<b>10:15:39.325</b>
6 -	1:08.386	48.932	1:57.318 (2)	66.89	0.568	10:17:36.643
7 -	1:08.508	50.335	1:58.843	66.03	2.093	10:19:35.486

P18 77 R		Adam COLLINS		Yamaha TZR250 - N/A		
IDEAL LAP TIME : 1:56.308		BEST LAP TIME : 1:57.196		DIFFERENCE : 0.888		
LAP	SECTOR 1	SECTOR 2	LAP TIME	MPH	DIFF	TIME OF DAY
1 -		50.425	2:08.027	61.30	10.831	10:07:48.836
2 -	1:08.192	49.523	1:57.715 (3)	66.67	0.519	10:09:46.551
3 -	1:08.886	<b>48.723</b>	1:57.609 (2)	66.73	0.413	10:11:44.160
4 -	1:08.929	49.145	1:58.074	66.46	0.878	10:13:42.234
5 -	1:08.971	49.085	1:58.056	66.47	0.860	10:15:40.290
6 -	<b>1:07.585</b>	49.611	<b>1:57.196 (1)</b>	<b>66.96</b>		<b>10:17:37.486</b>
7 -	1:08.401	49.920	1:58.321	66.32	1.125	10:19:35.807

P19 100 R		Michael PINCHES		Yamaha TZR250 - www.ypmrc.co.uk		
IDEAL LAP TIME : 1:56.499		BEST LAP TIME : 1:56.876		DIFFERENCE : 0.377		
LAP	SECTOR 1	SECTOR 2	LAP TIME	MPH	DIFF	TIME OF DAY
1 -		49.860	2:07.084	61.75	10.208	10:07:47.893
2 -	1:08.935	49.779	1:58.714	66.10	1.838	10:09:46.607
3 -	1:08.731	49.629	1:58.360	66.30	1.484	10:11:44.967
4 -	1:09.807	49.208	1:59.015	65.94	2.139	10:13:43.982
5 -	1:08.539	49.225	1:57.764 (3)	66.64	0.888	10:15:41.746
6 -	<b>1:07.422</b>	49.948	1:57.370 (2)	66.86	0.494	10:17:39.116
7 -	1:07.799	<b>49.077</b>	<b>1:56.876 (1)</b>	<b>67.14</b>		<b>10:19:35.992</b>

P20 31 C		Rob FARMER		Yamaha TZR250 -		
IDEAL LAP TIME : 1:56.496		BEST LAP TIME : 1:56.965		DIFFERENCE : 0.469		
LAP	SECTOR 1	SECTOR 2	LAP TIME	MPH	DIFF	TIME OF DAY
1 -		50.475	2:09.835	60.44	12.870	10:07:50.644
2 -	1:08.636	49.459	1:58.095	66.45	1.130	10:09:48.739
3 -	1:07.673	49.292	<b>1:56.965 (1)</b>	<b>67.09</b>		<b>10:11:45.704</b>
4 -	1:09.498	49.767	1:59.265	65.80	2.300	10:13:44.969
5 -	1:08.245	49.731	1:57.976	66.52	1.011	10:15:42.945
6 -	<b>1:07.448</b>	49.573	1:57.021 (2)	67.06	0.056	10:17:39.966
7 -	1:08.513	<b>49.048</b>	1:57.561 (3)	66.75	0.596	10:19:37.527

# BMCRC - MRO Championships 2022 - Rnd 5 @ Cadwell Park

## DFDS Yamaha Past Masters

### RACE 2 - SECTOR ANALYSIS



SECTOR 1 = FL to I1, SECTOR 2 = I1 to FL, DIFF = Difference To Personal Best Lap, P = Crossed Finish Line in Pit Lane, D = Time Disallowed

P21 25 C		Stephen WIMBLE		Yamaha TZR250 - S.B.W Contractor		
IDEAL LAP TIME : 1:56.508		BEST LAP TIME : 1:57.150		DIFFERENCE : 0.642		
LAP	SECTOR 1	SECTOR 2	LAP TIME	MPH	DIFF	TIME OF DAY
1 -		50.264	2:09.140	60.77	11.990	10:07:49.949
2 -	1:08.876	49.833	1:58.709	66.11	1.559	10:09:48.658
3 -	1:09.319	49.297	1:58.616	66.16	1.466	10:11:47.274
4 -	1:08.672	49.179	1:57.851 (3)	66.59	0.701	10:13:45.125
5 -	1:08.190	<b>48.960</b>	<b>1:57.150 (1)</b>	<b>66.99</b>		<b>10:15:42.275</b>
6 -	<b>1:07.548</b>	49.716	1:57.264 (2)	66.92	0.114	10:17:39.539
7 -	1:08.171	49.875	1:58.046	66.48	0.896	10:19:37.585

P22 73 C		Colvin TURNER		Yamaha TZR250 -		
IDEAL LAP TIME : 1:56.838		BEST LAP TIME : 1:56.838		DIFFERENCE : 0.000		
LAP	SECTOR 1	SECTOR 2	LAP TIME	MPH	DIFF	TIME OF DAY
1 -		50.080	2:06.557	62.01	9.719	10:07:47.366
2 -	1:08.832	49.525	1:58.357 (2)	66.30	1.519	10:09:45.723
3 -	1:09.285	49.219	1:58.504 (3)	66.22	1.666	10:11:44.227
4 -	1:09.293	49.987	1:59.280	65.79	2.442	10:13:43.507
5 -	<b>1:08.200</b>	<b>48.638</b>	<b>1:56.838 (1)</b>	<b>67.17</b>		<b>10:15:40.345</b>
6 -	1:09.230	50.598	1:59.828	65.49	2.990	10:17:40.173
7 -	1:13.347	51.843	2:05.190	62.68	8.352	10:19:45.363

P23 46		Kevin MARSHALL		Yamaha TZR250 - Stacey Processing		
IDEAL LAP TIME : 1:56.190		BEST LAP TIME : 1:56.764		DIFFERENCE : 0.574		
LAP	SECTOR 1	SECTOR 2	LAP TIME	MPH	DIFF	TIME OF DAY
1 -		49.636	2:05.787	62.39	9.023	10:07:46.596
2 -	1:08.836	49.546	1:58.382	66.29	1.618	10:09:44.978
3 -	1:09.647	48.732	1:58.379 (3)	66.29	1.615	10:11:43.357
4 -	1:09.748	49.847	1:59.595	65.62	2.831	10:13:42.952
5 -	1:09.105	<b>48.516</b>	1:57.621 (2)	66.72	0.857	10:15:40.573
6 -	<b>1:07.674</b>	49.090	<b>1:56.764 (1)</b>	<b>67.21</b>		<b>10:17:37.337</b>

P24 60 C		Daniel GOUGH		Yamaha TZR250 - Kieran Lewis/G Force Mc		
IDEAL LAP TIME : 1:47.092		BEST LAP TIME : 1:47.444		DIFFERENCE : 0.352		
LAP	SECTOR 1	SECTOR 2	LAP TIME	MPH	DIFF	TIME OF DAY
1 -		45.188	1:54.367	68.62	6.923	10:07:35.176
2 -	1:02.478	45.234	1:47.712 (2)	72.86	0.268	10:09:22.888
3 -	1:02.386	45.058	<b>1:47.444 (1)</b>	<b>73.04</b>		<b>10:11:10.332</b>
4 -	1:02.598	45.212	1:47.810 (3)	72.79	0.366	10:12:58.142
5 -	1:03.148	<b>45.037</b>	1:48.185	72.54	0.741	10:14:46.327

P25 65 C		Nigel TERRY		Yamaha TZR250 - NTrap Garage Doors		
IDEAL LAP TIME : 2:04.138		BEST LAP TIME : 2:05.218		DIFFERENCE : 1.080		
LAP	SECTOR 1	SECTOR 2	LAP TIME	MPH	DIFF	TIME OF DAY
1 -		<b>52.060</b>	2:12.608	59.18	7.390	10:07:53.417
2 -	<b>1:12.078</b>	53.140	<b>2:05.218 (1)</b>	<b>62.67</b>		<b>10:09:58.635</b>

# BMCRC - MRO Championships 2022 - Rnd 5 @ Cadwell Park

## DFDS Yamaha Past Masters

### RACE 2 - BEST SECTORS

SECTOR 1			SECTOR 2			IDEAL / BEST COMPARISON						
POS	NO	NAME	TIME	NO	NAME	TIME	POS	NO	NAME	IDEAL	BEST	DIFF
									<b>PERFECT LAP</b>	<b>1:40.919</b>		
1	51	WHOLEY	58.775	75	JOHNSON	42.144	1	51	WHOLEY	1:41.245	1:41.420	0.175
2	19	BRANTON	59.105	30	COOPER	42.340	2	75	JOHNSON	1:41.433	1:41.481	0.048
3	13	EDMONDSON	59.256	51	WHOLEY	42.470	3	30	COOPER	1:41.626	1:41.626	0.000
4	30	COOPER	59.286	13	EDMONDSON	42.639	4	19	BRANTON	1:41.749	1:41.749	0.000
5	75	JOHNSON	59.289	19	BRANTON	42.644	5	13	EDMONDSON	1:41.895	1:42.071	0.176
6	8	BALL	1:00.688	8	BALL	43.915	6	8	BALL	1:44.603	1:44.715	0.112
7	57	MOOK	1:00.925	57	MOOK	44.009	7	57	MOOK	1:44.934	1:44.934	0.000
8	74	WHITBY	1:01.599	92	MOOK	44.249	8	92	MOOK	1:45.912	1:45.914	0.002
9	92	MOOK	1:01.663	74	WHITBY	44.517	9	74	WHITBY	1:46.116	1:46.248	0.132
10	60	GOUGH	1:02.055	60	GOUGH	45.037	10	60	GOUGH	1:47.092	1:47.444	0.352
11	26	LEE	1:03.337	26	LEE	45.641	11	26	LEE	1:48.978	1:49.455	0.477
12	72	HAMILTON	1:03.538	29	CRIPPS	46.346	12	72	HAMILTON	1:49.901	1:50.148	0.247
13	29	CRIPPS	1:03.724	72	HAMILTON	46.363	13	29	CRIPPS	1:50.070	1:50.268	0.198
14	125	HIGERTY	1:05.272	333	STUBBERFIELD	47.019	14	125	HIGERTY	1:52.344	1:52.497	0.153
15	333	STUBBERFIELD	1:05.913	125	HIGERTY	47.072	15	333	STUBBERFIELD	1:52.932	1:53.525	0.593
16	54	HOLD	1:06.198	71	BUSHELL	47.196	16	54	HOLD	1:54.006	1:54.170	0.164
17	71	BUSHELL	1:07.275	54	HOLD	47.808	17	71	BUSHELL	1:54.471	1:54.809	0.338
18	100	PINCHES	1:07.422	46	MARSHALL	48.516	18	46	MARSHALL	1:56.190	1:56.764	0.574
19	31	FARMER	1:07.448	62	PATERSON	48.580	19	77	COLLINS	1:56.308	1:57.196	0.888
20	25	WIMBLE	1:07.548	73	TURNER	48.638	20	31	FARMER	1:56.496	1:56.965	0.469
21	77	COLLINS	1:07.585	77	COLLINS	48.723	21	100	PINCHES	1:56.499	1:56.876	0.377
22	46	MARSHALL	1:07.674	25	WIMBLE	48.960	22	25	WIMBLE	1:56.508	1:57.150	0.642
23	62	PATERSON	1:08.170	31	FARMER	49.048	23	62	PATERSON	1:56.750	1:56.750	0.000
24	73	TURNER	1:08.200	100	PINCHES	49.077	24	73	TURNER	1:56.838	1:56.838	0.000
25	65	TERRY	1:12.078	65	TERRY	52.060	25	65	TERRY	2:04.138	2:05.218	1.080
26												
27												
28												

# BMCRC - MRO Championships 2022 - Rnd 5 @ Cadwell Park

## DFDS Yamaha Past Masters

### RACE 2 - STATISTICS

**Competitors Started** 25  
**Planned Start** 2022-06-26 @ 09:45:00.000  
**Actual Start** 2022-06-26 @ 10:05:40.808  
**Finish Time** 2022-06-26 @ 10:19:24.032  
**Track Length** 2.1800mi.  
**Total Laps** 182  
**Total Distance Covered** 396.7634mi.

#### Session Fastest Lap History

NO	CL	NAME	LAP TIME	TIME OF DAY	LAP	VEHICLE
75		Anthony JOHNSON	1:42.678	10:09:11.482	2	Yamaha TZR250
30		Alan COOPER	1:42.237	10:09:12.731	2	Yamaha TZR250
30		Alan COOPER	1:41.989	10:10:54.679	3	Yamaha TZR250
19		Peter BRANTON	1:41.749	10:10:55.679	3	Yamaha TZR250
75		Anthony JOHNSON	1:41.722	10:14:17.933	5	Yamaha TZR250
51		Kevin WHOLEY	1:41.420	10:14:20.340	5	Yamaha TZR250

#### Session Leader History

NO	CL	NAME	FROM LAP	LAPS LED	DISTANCE	VEHICLE
75		Anthony JOHNSON	1	8	17.44 miles	Yamaha TZR250

#### Flag History

TYPE	TIME OF DAY
GREEN	10:05:40.808
FINISH	10:19:24.032

#### Flag Statistics

TYPE	COUNT	TOTAL LAPS	TOTAL TIME
Green	1	8	15:32.576
Red	0	0	0.000
Safety Car	0	0	0.000
FCY	0	0	0.000

# BMCRC - MRO Championships 2022 - Rnd 5 @ Cadwell Park

## DFDS Yamaha Past Masters

### RACE 2 - STATISTICS

CLASS :

11 Starters

#### Fastest Lap History

NO	NAME	LAP TIME	TIME OF DAY	LAP	VEHICLE
75	Anthony JOHNSON	1:42.678	10:09:11.482	2	Yamaha TZR250
30	Alan COOPER	1:42.237	10:09:12.731	2	Yamaha TZR250
30	Alan COOPER	1:41.989	10:10:54.679	3	Yamaha TZR250
19	Peter BRANTON	1:41.749	10:10:55.679	3	Yamaha TZR250
75	Anthony JOHNSON	1:41.722	10:14:17.933	5	Yamaha TZR250
51	Kevin WHOLEY	1:41.420	10:14:20.340	5	Yamaha TZR250

#### Leader History

NO	NAME	FROM LAP	LAPS LED	DISTANCE	VEHICLE
75	Anthony JOHNSON	1	8	17.44 miles	Yamaha TZR250

# BMCRC - MRO Championships 2022 - Rnd 5 @ Cadwell Park

## DFDS Yamaha Past Masters

### RACE 2 - STATISTICS

CLASS : C

12 Starters

#### Fastest Lap History

NO	NAME	LAP TIME	TIME OF DAY	LAP	VEHICLE
92	Andrew MOOK	1:47.279	10:09:21.968	2	Yamaha TZR250
92	Andrew MOOK	1:46.165	10:16:32.120	6	Yamaha TZR250
92	Andrew MOOK	1:45.914	10:18:18.034	7	Yamaha TZR250

#### Leader History

NO	NAME	FROM LAP	LAPS LED	DISTANCE	VEHICLE
92	Andrew MOOK	1	8	17.44 miles	Yamaha TZR250

# BMCRC - MRO Championships 2022 - Rnd 5 @ Cadwell Park

## DFDS Yamaha Past Masters

### RACE 2 - STATISTICS

CLASS : R

2 Starters

#### Fastest Lap History

NO	NAME	LAP TIME	TIME OF DAY	LAP	VEHICLE
77	Adam COLLINS	<b>1:57.715</b>	10:09:46.568	2	Yamaha TZR250
77	Adam COLLINS	<b>1:57.609</b>	10:11:44.180	3	Yamaha TZR250
77	Adam COLLINS	<b>1:57.196</b>	10:17:37.462	6	Yamaha TZR250
100	Michael PINCHES	<b>1:56.876</b>	10:19:36.007	7	Yamaha TZR250

#### Leader History

NO	NAME	FROM LAP	LAPS LED	DISTANCE	VEHICLE
100	Michael PINCHES	1	1	2.18 miles	Yamaha TZR250
77	Adam COLLINS	2	6	13.08 miles	Yamaha TZR250

**BMCRC - MRO Championships 2022 - Rnd 5 @ Cadwell Park**
**DFDS Yamaha Past Masters**
**RACE 12 - GRID (8 Laps)**

ROW 10	28	2:05.218	65	Nigel TERRY	29	67	Mark BAILEY	30	59	Neil HESMAN		
ROW 9	25	1:56.965	31	Rob FARMER	26	1:57.150	25	Stephen WIMBLE	27	1:57.196	77	Adam COLLINS
ROW 8	22	1:56.764	46	Kevin MARSHALL	23	1:56.838	73	Colvin TURNER	24	1:56.876	100	Michael PINCHES
ROW 7	19	1:54.809	71	Alan BUSHELL	20	1:56.750	62	David PATERSON	21	81	Scott GRANT	
ROW 6	16	55	Paul TOLAND	17	1:53.525	333	Mark STUBBERFIELD	18	1:54.170	54	John HOLD	
ROW 5	13	27	Richard HAYWARD	14	1:50.268	29	Derek CRIPPS	15	1:52.497	125	Steve HIGERTY	
ROW 4	10	1:47.444	60	Daniel GOUGH	11	1:49.455	26	Damian LEE	12	1:50.148	72	John HAMILTON
ROW 3	7	1:44.934	57	Geoff MOOK	8	1:45.914	92	Andrew MOOK	9	1:46.248	74	Paul WHITBY
ROW 2	4	1:41.749	19	Peter BRANTON	5	1:42.071	13	Doug EDMONDSON	6	1:44.715	8	David BALL
ROW 1	1	1:41.420	51	Kevin WHOLEY	2	1:41.481	75	Anthony JOHNSON	3	1:41.626	30	Alan COOPER
<b>Pole</b>												

Cadwell Park: 2.1800 miles

These results are provisional until the conclusion of any judicial and technical matters.

Clerk Of Course :	Stewards :	Timekeeper : Sarah Evans
-------------------	------------	--------------------------

 Results can be found at [www.tsl-timing.com](http://www.tsl-timing.com)

Printed - 10:25 Sunday, 26 June 2022





**BMCRC - MRO Championships 2022 - Rnd 5 @ Cadwell Park**
**DFDS Yamaha Past Masters**
**RACE 12 - CLASSIFICATION**

POS	NO	CL	PIC NAME	ENTRY	LAPS	TIME	GAP	DIFF	MPH	BEST	ON
1	75		1 Anthony JOHNSON	Yamaha TZR250 - INTA MOTORCYCLE SERVICE!	8	13:40.605			76.51	1:40.995	2
2	51		2 Kevin WHOLEY	Yamaha TZR250 - Twistgrip Motorcycles	8	13:48.815	8.210	8.210	75.75	1:42.153	2
3	13		3 Doug EDMONDSON	Yamaha 350 YPVS -	8	13:49.308	8.703	0.493	75.70	1:42.272	2
4	30		4 Alan COOPER	Yamaha TZR250 - Twistgrip Motorcycles	8	13:55.604	14.999	6.296	75.13	1:43.141	2
5	19		5 Peter BRANTON	Yamaha TZR250 - Exactweld Racing	8	13:55.814	15.209	0.210	75.11	1:43.018	2
6	27		6 Richard HAYWARD	Yamaha TZR250 - Hazel Motors/ Gforce	8	14:11.618	31.013	15.804	73.72	1:44.435	8
7	81		7 Scott GRANT	Yamaha TZR250 - Katie, Mum and Dad	8	14:12.523	31.918	0.905	73.64	1:44.639	6
8	8		8 David BALL	Yamaha TZR250 - Gardiner Page and Roe pension	8	14:12.665	32.060	0.142	73.63	1:44.869	2
9	74		9 Paul WHITBY	Yamaha TZR250 - Greybridge Ltd	8	14:19.022	38.417	6.357	73.08	1:46.252	6
10	57		10 Geoff MOOK	Yamaha TZR250 -	8	14:19.497	38.892	0.475	73.04	1:45.973	2
11	92	C	1 Andrew MOOK	Yamaha TZR250 -	8	14:28.829	48.224	9.332	72.26	1:47.017	7
12	55		11 Paul TOLAND	Yamaha TZR250 - Kippers keys	8	14:40.871	1:00.266	12.042	71.27	1:47.811	4
13	60	C	2 Daniel GOUGH	Yamaha TZR250 - Kieran Lewis/G Force Mc	8	14:48.271	1:07.666	7.400	70.68	1:49.162	3
14	26	C	3 Damian LEE	Yamaha TZR250 - Leed Autos	8	14:50.765	1:10.160	2.494	70.48	1:49.327	2
15	333	C	4 Mark STUBBERFIELD	Yamaha TZR250 - Polished concrete London	8	15:02.182	1:21.577	11.417	69.59	1:51.305	8
16	46		12 Kevin MARSHALL	Yamaha TZR250 - Stacey Processing	8	15:36.035	1:55.430	33.853	67.07	1:53.139	4
17	71	C	5 Alan BUSHELL	Yamaha RD250LC -	7	13:40.659	1 Lap	1 Lap	66.94	1:54.876	7
18	54	C	6 John HOLD	Yamaha RD350 YPVS -	7	13:42.064	1 Lap	1.405	66.82	1:53.912	7
19	73	C	7 Colvin TURNER	Yamaha TZR250 -	7	13:42.776	1 Lap	0.712	66.76	1:53.928	6
20	77	R	1 Adam COLLINS	Yamaha TZR250 - N/A	7	13:43.796	1 Lap	1.020	66.68	1:53.745	7
21	31	C	8 Rob FARMER	Yamaha TZR250 -	7	13:48.501	1 Lap	4.705	66.30	1:54.698	7
22	100	R	2 Michael PINCHES	Yamaha TZR250 - www.ypmrc.co.uk	7	13:58.737	1 Lap	10.236	65.49	1:56.851	5
23	25	C	9 Stephen WIMBLE	Yamaha TZR250 - S.B.W Contractor	7	14:18.669	1 Lap	19.932	63.97	1:59.551	3

**NOT CLASSIFIED**

DNF	72	C	John HAMILTON	Yamaha TRZ250 - LW Racing	7	13:11.081	1 Lap		69.44	1:50.659	7
DNF	65	C	Nigel TERRY	Yamaha TZR250 - NTrap Garage Doors	4	8:13.465	4 Laps	3 Laps	63.61	1:59.656	2
DNF	62	C	David PATERSON	Yamaha TZR 2MA - The love of a good woman	1	2:05.558	7 Laps	3 Laps	62.50		

**FASTEST LAP**

75			Anthony JOHNSON	Yamaha TZR250 - INTA MOTORCYCLE SERVICE!	2	1:40.995		77.70 mph		125.05 kph	
92	C		Andrew MOOK	Yamaha TZR250 -	7	1:47.017		73.33 mph		118.02 kph	
77	R		Adam COLLINS	Yamaha TZR250 - N/A	7	1:53.745		68.99 mph		111.03 kph	

Class - 92.5% of Race Speed = 70.77 mph  
 Class C - 92.5% of Race Speed = 66.84 mph  
 Class R - 92.5% of Race Speed = 61.67 mph

Race Distance: 8 Laps / 17.44 miles

Cadwell Park: 2.1800 miles

Weather / Track : Cloudy / Dry

These results are provisional until the conclusion of any judicial and technical matters.

Date: 26/06/2022 Start: 14:15 Finish: 14:29

Clerk Of Course :	Stewards :	Timekeeper : Sarah Evans
-------------------	------------	--------------------------

 Results can be found at [www.tsl-timing.com](http://www.tsl-timing.com)

Printed - 14:32 Sunday, 26 June 2022



# BMCRC - MRO Championships 2022 - Rnd 5 @ Cadwell Park

## DFDS Yamaha Past Masters

### RACE 12 - LAP CHART

#### LAP 1 @ 14:17:28.486

NO	BEHIND	LAP TIME
75		1:47.674
13	0.690	1:48.364
51	1.727	1:49.401
19	2.540	1:50.214
30	2.636	1:50.310
8	3.736	1:51.410
27	4.446	1:52.120
57	5.631	1:53.305
74	5.896	1:53.570
81	6.893	1:54.567
92	7.902	1:55.576
60	8.523	1:56.197
26	8.821	1:56.495
55	9.088	1:56.762
333	10.496	1:58.170
72	10.610	1:58.284
71	15.605	2:03.279
62	17.884	2:05.558
54	18.210	2:05.884
46	18.516	2:06.190
73	19.011	2:06.685
100	20.062	2:07.736
31	20.811	2:08.485
77	21.876	2:09.550
65	22.333	2:10.007
25	22.649	2:10.323

#### LAP 2 @ 14:19:09.481

NO	BEHIND	LAP TIME
75		1:40.995
13	1.967	1:42.272
51	2.885	1:42.153
19	4.563	1:43.018
30	4.782	1:43.141
8	7.610	1:44.869
27	8.033	1:44.582
57	10.609	1:45.973
81	10.966	1:45.068
74	11.643	1:46.742
92	14.197	1:47.290
26	17.153	1:49.327
55	17.189	1:49.096
60	17.675	1:50.147
333	20.836	1:51.335
72	23.334	1:53.719
71	31.726	1:57.116
54	36.494	1:59.279
73	37.049	1:59.033
46	37.568	2:00.047
77	38.350	1:57.469
31	39.226	1:59.410
100	39.937	2:00.870
65	40.994	1:59.656
25	41.207	1:59.553

#### LAP 3 @ 14:20:50.719

NO	BEHIND	LAP TIME
75		1:41.238
13	4.062	1:43.333
51	4.462	1:42.815
19	6.512	1:43.187
30	7.251	1:43.707

8	12.401	1:46.029
27	12.774	1:45.979
81	15.579	1:45.851
57	16.506	1:47.135
74	16.893	1:46.488
92	20.586	1:47.627
55	23.862	1:47.911
60	25.599	1:49.162
26	26.155	1:50.240
333	32.603	1:53.005
72	32.920	1:50.824
71	47.537	1:57.049
54	52.466	1:57.210
46	52.507	1:56.177
73	53.018	1:57.207
77	53.439	1:56.327
31	54.478	1:56.490
100	56.683	1:57.984
25	59.520	1:59.551
65	1:00.768	2:01.012

#### LAP 4 @ 14:22:32.412

NO	BEHIND	LAP TIME
75		1:41.693
13	4.917	1:42.548
51	5.303	1:42.534
19	8.395	1:43.576
30	8.728	1:43.170
27	18.411	1:47.330
8	19.214	1:48.506
81	19.828	1:45.942
74	21.890	1:46.690
57	22.798	1:47.985
92	27.046	1:48.153
55	29.980	1:47.811
60	34.033	1:50.127
26	35.220	1:50.758
72	43.397	1:52.170
333	43.815	1:52.905
71	1:02.618	1:56.774
46	1:03.953	1:53.139
73	1:06.295	1:54.970
54	1:07.642	1:56.869
77	1:08.454	1:56.708
31	1:09.365	1:56.580
100	1:12.545	1:57.555
25	1:17.625	1:59.798
65	1:21.865	2:02.790

#### LAP 5 @ 14:24:14.082

NO	BEHIND	LAP TIME
75		1:41.670
51	6.101	1:42.468
13	6.369	1:43.122
19	10.794	1:44.069
30	10.896	1:43.838
27	23.066	1:46.325
8	23.278	1:45.734
81	23.811	1:45.653
74	26.515	1:46.295
57	27.552	1:46.424
92	33.698	1:48.322
55	36.607	1:48.297
60	43.348	1:50.985
26	43.961	1:50.411

333	53.940	1:51.795
72	54.612	1:52.885
46	1:17.032	1:54.749
71	1:17.198	1:56.250
54	1:20.713	1:54.741
73	1:21.482	1:56.857
77	1:21.940	1:55.156
31	1:24.230	1:56.535
100	1:27.726	1:56.851
25	1:37.847	2:01.892

#### LAP 6 @ 14:25:55.655

NO	BEHIND	LAP TIME
75		1:41.573
51	8.046	1:43.518
13	8.141	1:43.345
30	12.848	1:43.525
19	13.368	1:44.147
81	26.877	1:44.639
27	27.120	1:45.627
8	27.357	1:45.652
74	31.194	1:46.252
57	31.953	1:45.974
92	39.709	1:47.584
55	44.171	1:49.137
60	52.317	1:50.542
26	52.564	1:50.176
333	1:04.515	1:52.148
72	1:05.579	1:52.540
46	1:29.893	1:54.434
71	1:30.940	1:55.315
54	1:33.309	1:54.169
73	1:33.837	1:53.928
77	1:35.208	1:54.841
31	1:38.960	1:56.303

#### LAP 7 @ 14:27:38.142

NO	BEHIND	LAP TIME
75		1:42.487
100	1 Lap	1:57.004
13	8.038	1:42.384
51	8.526	1:42.967
30	14.341	1:43.980
19	15.018	1:44.137
25	1 Lap	2:04.719
81	29.833	1:45.443
27	29.853	1:45.220
8	30.024	1:45.154
74	35.434	1:46.727
57	35.806	1:46.340
92	44.239	1:47.017
55	50.355	1:48.671
60	59.985	1:50.155
26	1:00.493	1:50.416
333	1:13.547	1:51.519
72	1:13.751	1:50.659
46	1:41.912	1:54.506

#### LAP 8 @ 14:29:21.417

NO	BEHIND	LAP TIME
75		1:43.275
71	1 Lap	1:54.876
54	1 Lap	1:53.912
73	1 Lap	1:54.096

77	1 Lap	1:53.745
31	1 Lap	1:54.698
51	8.210	1:42.959
13	8.703	1:43.940
30	14.999	1:43.933
19	15.209	1:43.466
100	1 Lap	2:00.737
27	31.013	1:44.435
81	31.918	1:45.360
8	32.060	1:45.311
25	1 Lap	2:02.833
74	38.417	1:46.258
57	38.892	1:46.361
92	48.224	1:47.260
55	1:00.266	1:53.186
60	1:07.666	1:50.956
26	1:10.160	1:52.942
333	1:21.577	1:51.305
46	1:55.430	1:56.793

# BMCRC - MRO Championships 2022 - Rnd 5 @ Cadwell Park

## DFDS Yamaha Past Masters

### RACE 12 - SECTOR ANALYSIS



SECTOR 1 = FL to I1, SECTOR 2 = I1 to FL, DIFF = Difference To Personal Best Lap, P = Crossed Finish Line in Pit Lane, D = Time Disallowed

P1 75		Anthony JOHNSON		Yamaha TZR250 - INTA MOTORCYCLE SERVICES LTD			
IDEAL LAP TIME : 1:40.995		BEST LAP TIME : 1:40.995		DIFFERENCE : 0.000			
LAP	SECTOR 1	SECTOR 2	LAP TIME	MPH	DIFF	TIME OF DAY	
1 -		42.189	1:47.674	72.88	6.679	14:17:28.486	
2 -	<b>58.902</b>	<b>42.093</b>	<b>1:40.995 (1)</b>	<b>77.70</b>		<b>14:19:09.481</b>	
3 -	59.101	42.137	1:41.238 (2)	77.52	0.243	14:20:50.719	
4 -	59.402	42.291	1:41.693	77.17	0.698	14:22:32.412	
5 -	59.329	42.341	1:41.670	77.19	0.675	14:24:14.082	
6 -	59.194	42.379	1:41.573 (3)	77.26	0.578	14:25:55.655	
7 -	59.615	42.872	1:42.487	76.57	1.492	14:27:38.142	
8 -	59.335	43.940	1:43.275	75.99	2.280	14:29:21.417	

P2 51		Kevin WHOLEY		Yamaha TZR250 - Twistgrip Motorcycles			
IDEAL LAP TIME : 1:41.988		BEST LAP TIME : 1:42.153		DIFFERENCE : 0.165			
LAP	SECTOR 1	SECTOR 2	LAP TIME	MPH	DIFF	TIME OF DAY	
1 -		43.072	1:49.401	71.73	7.248	14:17:30.213	
2 -	59.629	<b>42.524</b>	<b>1:42.153 (1)</b>	<b>76.82</b>		<b>14:19:12.366</b>	
3 -	1:00.060	42.755	1:42.815	76.33	0.662	14:20:55.181	
4 -	59.755	42.779	1:42.534 (3)	76.54	0.381	14:22:37.715	
5 -	<b>59.464</b>	43.004	1:42.468 (2)	76.59	0.315	14:24:20.183	
6 -	1:00.472	43.046	1:43.518	75.81	1.365	14:26:03.701	
7 -	1:00.014	42.953	1:42.967	76.21	0.814	14:27:46.668	
8 -	59.879	43.080	1:42.959	76.22	0.806	14:29:29.627	

P3 13		Doug EDMONDSON		Yamaha 350 YPVS -			
IDEAL LAP TIME : 1:42.163		BEST LAP TIME : 1:42.272		DIFFERENCE : 0.109			
LAP	SECTOR 1	SECTOR 2	LAP TIME	MPH	DIFF	TIME OF DAY	
1 -		42.739	1:48.364	72.42	6.092	14:17:29.176	
2 -	<b>59.476</b>	42.796	<b>1:42.272 (1)</b>	<b>76.73</b>		<b>14:19:11.448</b>	
3 -	59.613	43.720	1:43.333	75.94	1.061	14:20:54.781	
4 -	59.861	<b>42.687</b>	1:42.548 (3)	76.53	0.276	14:22:37.329	
5 -	1:00.229	42.893	1:43.122	76.10	0.850	14:24:20.451	
6 -	1:00.395	42.950	1:43.345	75.94	1.073	14:26:03.796	
7 -	59.509	42.875	1:42.384 (2)	76.65	0.112	14:27:46.180	
8 -	1:00.086	43.854	1:43.940	75.50	1.668	14:29:30.120	

P4 30		Alan COOPER		Yamaha TZR250 - Twistgrip Motorcycles			
IDEAL LAP TIME : 1:42.739		BEST LAP TIME : 1:43.141		DIFFERENCE : 0.402			
LAP	SECTOR 1	SECTOR 2	LAP TIME	MPH	DIFF	TIME OF DAY	
1 -		43.316	1:50.310	71.14	7.169	14:17:31.122	
2 -	59.860	43.281	<b>1:43.141 (1)</b>	<b>76.09</b>		<b>14:19:14.263</b>	
3 -	1:00.043	43.664	1:43.707	75.67	0.566	14:20:57.970	
4 -	1:00.112	<b>43.058</b>	1:43.170 (2)	76.06	0.029	14:22:41.140	
5 -	1:00.168	43.670	1:43.838	75.57	0.697	14:24:24.978	
6 -	<b>59.681</b>	43.844	1:43.525 (3)	75.80	0.384	14:26:08.503	
7 -	59.774	44.206	1:43.980	75.47	0.839	14:27:52.483	
8 -	59.926	44.007	1:43.933	75.51	0.792	14:29:36.416	

P5 19		Peter BRANTON		Yamaha TZR250 - Exactweld Racing			
IDEAL LAP TIME : 1:43.018		BEST LAP TIME : 1:43.018		DIFFERENCE : 0.000			
LAP	SECTOR 1	SECTOR 2	LAP TIME	MPH	DIFF	TIME OF DAY	
1 -		43.625	1:50.214	71.20	7.196	14:17:31.026	
2 -	<b>59.564</b>	<b>43.454</b>	<b>1:43.018 (1)</b>	<b>76.18</b>		<b>14:19:14.044</b>	
3 -	59.657	43.530	1:43.187 (2)	76.05	0.169	14:20:57.231	
4 -	59.897	43.679	1:43.576	75.77	0.558	14:22:40.807	
5 -	1:00.243	43.826	1:44.069	75.41	1.051	14:24:24.876	
6 -	1:00.338	43.809	1:44.147	75.35	1.129	14:26:09.023	
7 -	59.767	44.370	1:44.137	75.36	1.119	14:27:53.160	
8 -	59.738	43.728	1:43.466 (3)	75.85	0.448	14:29:36.626	

# BMCRC - MRO Championships 2022 - Rnd 5 @ Cadwell Park

## DFDS Yamaha Past Masters

### RACE 12 - SECTOR ANALYSIS



SECTOR 1 = FL to I1, SECTOR 2 = I1 to FL, DIFF = Difference To Personal Best Lap, P = Crossed Finish Line in Pit Lane, D = Time Disallowed

P6 27		Richard HAYWARD		Yamaha TZR250 - Hazel Motors/ Gforce		
IDEAL LAP TIME : 1:44.346		BEST LAP TIME : 1:44.435		DIFFERENCE : 0.089		
LAP	SECTOR 1	SECTOR 2	LAP TIME	MPH	DIFF	TIME OF DAY
1 -		<b>43.881</b>	1:52.120	69.99	7.685	14:17:32.932
2 -	1:00.629	43.953	1:44.582 (2)	75.04	0.147	14:19:17.514
3 -	1:01.637	44.342	1:45.979	74.05	1.544	14:21:03.493
4 -	1:02.297	45.033	1:47.330	73.12	2.895	14:22:50.823
5 -	1:02.322	44.003	1:46.325	73.81	1.890	14:24:37.148
6 -	1:01.619	44.008	1:45.627	74.29	1.192	14:26:22.775
7 -	1:00.825	44.395	1:45.220 (3)	74.58	0.785	14:28:07.995
8 -	<b>1:00.465</b>	43.970	<b>1:44.435 (1)</b>	<b>75.14</b>		<b>14:29:52.430</b>

P7 81		Scott GRANT		Yamaha TZR250 - Katie, Mum and Dad		
IDEAL LAP TIME : 1:44.498		BEST LAP TIME : 1:44.639		DIFFERENCE : 0.141		
LAP	SECTOR 1	SECTOR 2	LAP TIME	MPH	DIFF	TIME OF DAY
1 -		44.883	1:54.567	68.50	9.928	14:17:35.379
2 -	<b>1:00.575</b>	44.493	1:45.068 (2)	74.69	0.429	14:19:20.447
3 -	1:01.209	44.642	1:45.851	74.14	1.212	14:21:06.298
4 -	1:01.330	44.612	1:45.942	74.07	1.303	14:22:52.240
5 -	1:01.484	44.169	1:45.653	74.28	1.014	14:24:37.893
6 -	1:00.716	<b>43.923</b>	<b>1:44.639 (1)</b>	<b>75.00</b>		<b>14:26:22.532</b>
7 -	1:00.794	44.649	1:45.443	74.42	0.804	14:28:07.975
8 -	1:01.137	44.223	1:45.360 (3)	74.48	0.721	14:29:53.335

P8 8		David BALL		Yamaha TZR250 - Gardiner Page and Roe pension consultants		
IDEAL LAP TIME : 1:44.801		BEST LAP TIME : 1:44.869		DIFFERENCE : 0.068		
LAP	SECTOR 1	SECTOR 2	LAP TIME	MPH	DIFF	TIME OF DAY
1 -		43.986	1:51.410	70.44	6.541	14:17:32.222
2 -	<b>1:00.946</b>	43.923	<b>1:44.869 (1)</b>	<b>74.83</b>		<b>14:19:17.091</b>
3 -	1:01.882	44.147	1:46.029	74.01	1.160	14:21:03.120
4 -	1:02.694	45.812	1:48.506	72.32	3.637	14:22:51.626
5 -	1:01.773	43.961	1:45.734	74.22	0.865	14:24:37.360
6 -	1:01.774	43.878	1:45.652	74.28	0.783	14:26:23.012
7 -	1:01.099	44.055	1:45.154 (2)	74.63	0.285	14:28:08.166
8 -	1:01.456	<b>43.855</b>	1:45.311 (3)	74.52	0.442	14:29:53.477

P9 74		Paul WHITBY		Yamaha TZR250 - Greybridge Ltd		
IDEAL LAP TIME : 1:45.717		BEST LAP TIME : 1:46.252		DIFFERENCE : 0.535		
LAP	SECTOR 1	SECTOR 2	LAP TIME	MPH	DIFF	TIME OF DAY
1 -		45.012	1:53.570	69.10	7.318	14:17:34.382
2 -	1:01.881	44.861	1:46.742	73.52	0.490	14:19:21.124
3 -	<b>1:01.258</b>	45.230	1:46.488	73.69	0.236	14:21:07.612
4 -	1:01.935	44.755	1:46.690	73.55	0.438	14:22:54.302
5 -	1:01.443	44.852	1:46.295 (3)	73.83	0.043	14:24:40.597
6 -	1:01.793	<b>44.459</b>	<b>1:46.252 (1)</b>	<b>73.86</b>		<b>14:26:26.849</b>
7 -	1:01.685	45.042	1:46.727	73.53	0.475	14:28:13.576
8 -	1:01.507	44.751	1:46.258 (2)	73.85	0.006	14:29:59.834

P10 57		Geoff MOOK		Yamaha TZR250 -		
IDEAL LAP TIME : 1:45.468		BEST LAP TIME : 1:45.973		DIFFERENCE : 0.505		
LAP	SECTOR 1	SECTOR 2	LAP TIME	MPH	DIFF	TIME OF DAY
1 -		44.738	1:53.305	69.26	7.332	14:17:34.117
2 -	<b>1:01.061</b>	44.912	<b>1:45.973 (1)</b>	<b>74.05</b>		<b>14:19:20.090</b>
3 -	1:01.858	45.277	1:47.135	73.25	1.162	14:21:07.225
4 -	1:02.617	45.368	1:47.985	72.67	2.012	14:22:55.210
5 -	1:01.426	44.998	1:46.424	73.74	0.451	14:24:41.634
6 -	1:01.567	<b>44.407</b>	1:45.974 (2)	74.05	0.001	14:26:27.608
7 -	1:01.326	45.014	1:46.340 (3)	73.80	0.367	14:28:13.948
8 -	1:01.483	44.878	1:46.361	73.78	0.388	14:30:00.309

# BMCRC - MRO Championships 2022 - Rnd 5 @ Cadwell Park

## DFDS Yamaha Past Masters

### RACE 12 - SECTOR ANALYSIS



SECTOR 1 = FL to I1, SECTOR 2 = I1 to FL, DIFF = Difference To Personal Best Lap, P = Crossed Finish Line in Pit Lane, D = Time Disallowed

P11 92 C		Andrew MOOK		Yamaha TZR250 -			
IDEAL LAP TIME : 1:46.939		BEST LAP TIME : 1:47.017		DIFFERENCE : 0.078			
LAP	SECTOR 1	SECTOR 2	LAP TIME	MPH	DIFF	TIME OF DAY	
1 -		45.650	1:55.576	67.90	8.559	14:17:36.388	
2 -	<b>1:01.953</b>	45.337	1:47.290 (3)	73.14	0.273	14:19:23.678	
3 -	1:02.252	45.375	1:47.627	72.91	0.610	14:21:11.305	
4 -	1:02.754	45.399	1:48.153	72.56	1.136	14:22:59.458	
5 -	1:02.832	45.490	1:48.322	72.45	1.305	14:24:47.780	
6 -	1:02.461	45.123	1:47.584	72.94	0.567	14:26:35.364	
7 -	1:02.031	<b>44.986</b>	<b>1:47.017 (1)</b>	<b>73.33</b>		<b>14:28:22.381</b>	
8 -	1:02.204	45.056	1:47.260 (2)	73.16	0.243	14:30:09.641	

P12 55		Paul TOLAND		Yamaha TZR250 - Kippers keys			
IDEAL LAP TIME : 1:47.453		BEST LAP TIME : 1:47.811		DIFFERENCE : 0.358			
LAP	SECTOR 1	SECTOR 2	LAP TIME	MPH	DIFF	TIME OF DAY	
1 -		45.390	1:56.762	67.21	8.951	14:17:37.574	
2 -	1:03.373	45.723	1:49.096	71.93	1.285	14:19:26.670	
3 -	<b>1:02.734</b>	45.177	1:47.911 (2)	72.72	0.100	14:21:14.581	
4 -	1:03.092	<b>44.719</b>	<b>1:47.811 (1)</b>	<b>72.79</b>		<b>14:23:02.392</b>	
5 -	1:03.172	45.125	1:48.297 (3)	72.46	0.486	14:24:50.689	
6 -	1:03.726	45.411	1:49.137	71.91	1.326	14:26:39.826	
7 -	1:03.763	44.908	1:48.671	72.21	0.860	14:28:28.497	
8 -	1:04.880	48.306	1:53.186	69.33	5.375	14:30:21.683	

P13 60 C		Daniel GOUGH		Yamaha TZR250 - Kieran Lewis/G Force Mc			
IDEAL LAP TIME : 1:49.162		BEST LAP TIME : 1:49.162		DIFFERENCE : 0.000			
LAP	SECTOR 1	SECTOR 2	LAP TIME	MPH	DIFF	TIME OF DAY	
1 -		45.917	1:56.197	67.54	7.035	14:17:37.009	
2 -	1:04.255	45.892	1:50.147 (3)	71.25	0.985	14:19:27.156	
3 -	<b>1:03.587</b>	<b>45.575</b>	<b>1:49.162 (1)</b>	<b>71.89</b>		<b>14:21:16.318</b>	
4 -	1:04.383	45.744	1:50.127 (2)	71.26	0.965	14:23:06.445	
5 -	1:04.453	46.532	1:50.985	70.71	1.823	14:24:57.430	
6 -	1:04.575	45.967	1:50.542	70.99	1.380	14:26:47.972	
7 -	1:04.342	45.813	1:50.155	71.24	0.993	14:28:38.127	
8 -	1:04.499	46.457	1:50.956	70.73	1.794	14:30:29.083	

P14 26 C		Damian LEE		Yamaha TZR250 - Leed Autos			
IDEAL LAP TIME : 1:48.814		BEST LAP TIME : 1:49.327		DIFFERENCE : 0.513			
LAP	SECTOR 1	SECTOR 2	LAP TIME	MPH	DIFF	TIME OF DAY	
1 -		45.703	1:56.495	67.36	7.168	14:17:37.307	
2 -	<b>1:03.252</b>	46.075	<b>1:49.327 (1)</b>	<b>71.78</b>		<b>14:19:26.634</b>	
3 -	1:04.299	45.941	1:50.240 (3)	71.19	0.913	14:21:16.874	
4 -	1:04.190	46.568	1:50.758	70.85	1.431	14:23:07.632	
5 -	1:04.177	46.234	1:50.411	71.08	1.084	14:24:58.043	
6 -	1:04.441	45.735	1:50.176 (2)	71.23	0.849	14:26:48.219	
7 -	1:04.854	<b>45.562</b>	1:50.416	71.07	1.089	14:28:38.635	
8 -	1:04.991	47.951	1:52.942	69.48	3.615	14:30:31.577	

P15 333 C		Mark STUBBERFIELD		Yamaha TZR250 - Polished concrete London			
IDEAL LAP TIME : 1:50.946		BEST LAP TIME : 1:51.305		DIFFERENCE : 0.359			
LAP	SECTOR 1	SECTOR 2	LAP TIME	MPH	DIFF	TIME OF DAY	
1 -		46.507	1:58.170	66.41	6.865	14:17:38.982	
2 -	<b>1:04.585</b>	46.750	1:51.335 (2)	70.49	0.030	14:19:30.317	
3 -	1:05.510	47.495	1:53.005	69.44	1.700	14:21:23.322	
4 -	1:06.544	<b>46.361</b>	1:52.905	69.51	1.600	14:23:16.227	
5 -	1:04.751	47.044	1:51.795	70.20	0.490	14:25:08.022	
6 -	1:05.511	46.637	1:52.148	69.97	0.843	14:27:00.170	
7 -	1:04.895	46.624	1:51.519 (3)	70.37	0.214	14:28:51.689	
8 -	1:04.670	46.635	<b>1:51.305 (1)</b>	<b>70.50</b>		<b>14:30:42.994</b>	

# BMCRC - MRO Championships 2022 - Rnd 5 @ Cadwell Park

## DFDS Yamaha Past Masters

### RACE 12 - SECTOR ANALYSIS



SECTOR 1 = FL to I1, SECTOR 2 = I1 to FL, DIFF = Difference To Personal Best Lap, P = Crossed Finish Line in Pit Lane, D = Time Disallowed

P16 46		Kevin MARSHALL		Yamaha TZR250 - Stacey Processing		
IDEAL LAP TIME : 1:53.139		BEST LAP TIME : 1:53.139		DIFFERENCE : 0.000		
LAP	SECTOR 1	SECTOR 2	LAP TIME	MPH	DIFF	TIME OF DAY
1 -		50.046	2:06.190	62.19	13.051	14:17:47.002
2 -	1:09.979	50.068	2:00.047	65.37	6.908	14:19:47.049
3 -	1:07.264	48.913	1:56.177	67.55	3.038	14:21:43.226
4 -	<b>1:05.810</b>	<b>47.329</b>	<b>1:53.139 (1)</b>	<b>69.36</b>		<b>14:23:36.365</b>
5 -	1:06.903	47.846	1:54.749	68.39	1.610	14:25:31.114
6 -	1:06.600	47.834	1:54.434 (2)	68.58	1.295	14:27:25.548
7 -	1:06.867	47.639	1:54.506 (3)	68.53	1.367	14:29:20.054
8 -	1:07.571	49.222	1:56.793	67.19	3.654	14:31:16.847

P17 71 C		Alan BUSHELL		Yamaha RD250LC -		
IDEAL LAP TIME : 1:54.876		BEST LAP TIME : 1:54.876		DIFFERENCE : 0.000		
LAP	SECTOR 1	SECTOR 2	LAP TIME	MPH	DIFF	TIME OF DAY
1 -		48.170	2:03.279	63.66	8.403	14:17:44.091
2 -	1:08.615	48.501	1:57.116	67.01	2.240	14:19:41.207
3 -	1:08.134	48.915	1:57.049	67.04	2.173	14:21:38.256
4 -	1:08.558	48.216	1:56.774	67.20	1.898	14:23:35.030
5 -	1:08.132	48.118	1:56.250 (3)	67.51	1.374	14:25:31.280
6 -	1:07.268	48.047	1:55.315 (2)	68.05	0.439	14:27:26.595
7 -	<b>1:07.004</b>	<b>47.872</b>	<b>1:54.876 (1)</b>	<b>68.31</b>		<b>14:29:21.471</b>

P18 54 C		John HOLD		Yamaha RD350 YPVS -		
IDEAL LAP TIME : 1:53.747		BEST LAP TIME : 1:53.912		DIFFERENCE : 0.165		
LAP	SECTOR 1	SECTOR 2	LAP TIME	MPH	DIFF	TIME OF DAY
1 -		49.875	2:05.884	62.34	11.972	14:17:46.696
2 -	1:10.104	49.175	1:59.279	65.79	5.367	14:19:45.975
3 -	1:07.999	49.211	1:57.210	66.95	3.298	14:21:43.185
4 -	1:08.665	48.204	1:56.869	67.15	2.957	14:23:40.054
5 -	1:07.021	<b>47.720</b>	1:54.741 (3)	68.39	0.829	14:25:34.795
6 -	1:06.147	48.022	1:54.169 (2)	68.74	0.257	14:27:28.964
7 -	<b>1:06.027</b>	47.885	<b>1:53.912 (1)</b>	<b>68.89</b>		<b>14:29:22.876</b>

P19 73 C		Colvin TURNER		Yamaha TZR250 -		
IDEAL LAP TIME : 1:53.545		BEST LAP TIME : 1:53.928		DIFFERENCE : 0.383		
LAP	SECTOR 1	SECTOR 2	LAP TIME	MPH	DIFF	TIME OF DAY
1 -		50.199	2:06.685	61.94	12.757	14:17:47.497
2 -	1:09.544	49.489	1:59.033	65.93	5.105	14:19:46.530
3 -	1:08.718	48.489	1:57.207	66.95	3.279	14:21:43.737
4 -	1:07.101	47.869	1:54.970 (3)	68.26	1.042	14:23:38.707
5 -	1:08.637	48.220	1:56.857	67.15	2.929	14:25:35.564
6 -	1:07.111	<b>46.817</b>	<b>1:53.928 (1)</b>	<b>68.88</b>		<b>14:27:29.492</b>
7 -	<b>1:06.728</b>	47.368	1:54.096 (2)	68.78	0.168	14:29:23.588

P20 77 R		Adam COLLINS		Yamaha TZR250 - N/A		
IDEAL LAP TIME : 1:53.745		BEST LAP TIME : 1:53.745		DIFFERENCE : 0.000		
LAP	SECTOR 1	SECTOR 2	LAP TIME	MPH	DIFF	TIME OF DAY
1 -		50.207	2:09.550	60.57	15.805	14:17:50.362
2 -	1:07.434	50.035	1:57.469	66.80	3.724	14:19:47.831
3 -	1:07.931	48.396	1:56.327	67.46	2.582	14:21:44.158
4 -	1:07.767	48.941	1:56.708	67.24	2.963	14:23:40.866
5 -	1:06.835	48.321	1:55.156 (3)	68.15	1.411	14:25:36.022
6 -	1:06.910	47.931	1:54.841 (2)	68.33	1.096	14:27:30.863
7 -	<b>1:06.499</b>	<b>47.246</b>	<b>1:53.745 (1)</b>	<b>68.99</b>		<b>14:29:24.608</b>

# BMCRC - MRO Championships 2022 - Rnd 5 @ Cadwell Park

## DFDS Yamaha Past Masters

### RACE 12 - SECTOR ANALYSIS



SECTOR 1 = FL to I1, SECTOR 2 = I1 to FL, DIFF = Difference To Personal Best Lap, P = Crossed Finish Line in Pit Lane, D = Time Disallowed

P21 31 C		Rob FARMER		Yamaha TZR250 -		
IDEAL LAP TIME : 1:54.698		BEST LAP TIME : 1:54.698		DIFFERENCE : 0.000		
LAP	SECTOR 1	SECTOR 2	LAP TIME	MPH	DIFF	TIME OF DAY
1 -		50.307	2:08.485	61.08	13.787	14:17:49.297
2 -	1:09.065	50.345	1:59.410	65.72	4.712	14:19:48.707
3 -	1:07.823	48.667	1:56.490 (3)	67.37	1.792	14:21:45.197
4 -	1:07.767	48.813	1:56.580	67.31	1.882	14:23:41.777
5 -	1:07.637	48.898	1:56.535	67.34	1.837	14:25:38.312
6 -	1:07.427	48.876	1:56.303 (2)	67.47	1.605	14:27:34.615
7 -	<b>1:06.914</b>	<b>47.784</b>	<b>1:54.698 (1)</b>	<b>68.42</b>		<b>14:29:29.313</b>

P22 100 R		Michael PINCHES		Yamaha TZR250 - www.ypmrc.co.uk		
IDEAL LAP TIME : 1:56.533		BEST LAP TIME : 1:56.851		DIFFERENCE : 0.318		
LAP	SECTOR 1	SECTOR 2	LAP TIME	MPH	DIFF	TIME OF DAY
1 -		49.993	2:07.736	61.43	10.885	14:17:48.548
2 -	1:09.081	51.789	2:00.870	64.92	4.019	14:19:49.418
3 -	1:08.220	49.764	1:57.984	66.51	1.133	14:21:47.402
4 -	1:07.892	49.663	1:57.555 (3)	66.76	0.704	14:23:44.957
5 -	1:07.835	49.016	<b>1:56.851 (1)</b>	<b>67.16</b>		<b>14:25:41.808</b>
6 -	1:08.054	<b>48.950</b>	1:57.004 (2)	67.07	0.153	14:27:38.812
7 -	<b>1:07.583</b>	53.154	2:00.737	65.00	3.886	14:29:39.549

P23 25 C		Stephen WIMBLE		Yamaha TZR250 - S.B.W Contractor		
IDEAL LAP TIME : 1:59.469		BEST LAP TIME : 1:59.551		DIFFERENCE : 0.082		
LAP	SECTOR 1	SECTOR 2	LAP TIME	MPH	DIFF	TIME OF DAY
1 -		51.108	2:10.323	60.22	10.772	14:17:51.135
2 -	<b>1:09.447</b>	50.106	1:59.553 (2)	65.64	0.002	14:19:50.688
3 -	1:09.529	<b>50.022</b>	<b>1:59.551 (1)</b>	<b>65.64</b>		<b>14:21:50.239</b>
4 -	1:09.565	50.233	1:59.798 (3)	65.51	0.247	14:23:50.037
5 -	1:11.190	50.702	2:01.892	64.38	2.341	14:25:51.929
6 -	1:13.756	50.963	2:04.719	62.92	5.168	14:27:56.648
7 -	1:11.655	51.178	2:02.833	63.89	3.282	14:29:59.481

P24 72 C		John HAMILTON		Yamaha TRZ250 - LW Racing		
IDEAL LAP TIME : 1:50.454		BEST LAP TIME : 1:50.659		DIFFERENCE : 0.205		
LAP	SECTOR 1	SECTOR 2	LAP TIME	MPH	DIFF	TIME OF DAY
1 -		<b>46.386</b>	1:58.284	66.34	7.625	14:17:39.096
2 -	1:04.974	48.745	1:53.719	69.01	3.060	14:19:32.815
3 -	<b>1:04.068</b>	46.756	1:50.824 (2)	70.81	0.165	14:21:23.639
4 -	1:05.268	46.902	1:52.170 (3)	69.96	1.511	14:23:15.809
5 -	1:04.924	47.961	1:52.885	69.52	2.226	14:25:08.694
6 -	1:05.047	47.493	1:52.540	69.73	1.881	14:27:01.234
7 -	1:04.111	46.548	<b>1:50.659 (1)</b>	<b>70.92</b>		<b>14:28:51.893</b>

P25 65 C		Nigel TERRY		Yamaha TZR250 - NTrap Garage Doors		
IDEAL LAP TIME : 1:59.656		BEST LAP TIME : 1:59.656		DIFFERENCE : 0.000		
LAP	SECTOR 1	SECTOR 2	LAP TIME	MPH	DIFF	TIME OF DAY
1 -		51.013	2:10.007	60.36	10.351	14:17:50.819
2 -	<b>1:09.229</b>	<b>50.427</b>	<b>1:59.656 (1)</b>	<b>65.58</b>		<b>14:19:50.475</b>
3 -	1:09.391	51.621	2:01.012 (2)	64.85	1.356	14:21:51.487
4 -	1:10.559	52.231	2:02.790 (3)	63.91	3.134	14:23:54.277

P26 62 C		David PATERSON		Yamaha TZR 2MA - The love of a good woman		
IDEAL LAP TIME : 2:00.845		BEST LAP TIME :		DIFFERENCE :		
LAP	SECTOR 1	SECTOR 2	LAP TIME	MPH	DIFF	TIME OF DAY
1 -		<b>49.951</b>	2:05.558	62.50		14:17:46.370

# BMCRC - MRO Championships 2022 - Rnd 5 @ Cadwell Park

## DFDS Yamaha Past Masters

### RACE 12 - BEST SECTORS

SECTOR 1			SECTOR 2			IDEAL / BEST COMPARISON						
POS	NO	NAME	TIME	NO	NAME	TIME	POS	NO	NAME	IDEAL	BEST	DIFF
									<b>PERFECT LAP</b>	<b>1:40.995</b>		
1	75	JOHNSON	<b>58.902</b>	75	JOHNSON	<b>42.093</b>	1	75	JOHNSON	1:40.995	1:40.995	<b>0.000</b>
2	51	WHOLEY	<b>59.464</b>	51	WHOLEY	<b>42.524</b>	2	51	WHOLEY	1:41.988	1:42.153	<b>0.165</b>
3	13	EDMONDSON	<b>59.476</b>	13	EDMONDSON	<b>42.687</b>	3	13	EDMONDSON	1:42.163	1:42.272	<b>0.109</b>
4	19	BRANTON	<b>59.564</b>	30	COOPER	<b>43.058</b>	4	30	COOPER	1:42.739	1:43.141	<b>0.402</b>
5	30	COOPER	<b>59.681</b>	19	BRANTON	<b>43.454</b>	5	19	BRANTON	1:43.018	1:43.018	<b>0.000</b>
6	27	HAYWARD	<b>1:00.465</b>	8	BALL	<b>43.855</b>	6	27	HAYWARD	1:44.346	1:44.435	<b>0.089</b>
7	81	GRANT	<b>1:00.575</b>	27	HAYWARD	<b>43.881</b>	7	81	GRANT	1:44.498	1:44.639	<b>0.141</b>
8	8	BALL	<b>1:00.946</b>	81	GRANT	<b>43.923</b>	8	8	BALL	1:44.801	1:44.869	<b>0.068</b>
9	57	MOOK	<b>1:01.061</b>	57	MOOK	<b>44.407</b>	9	57	MOOK	1:45.468	1:45.973	<b>0.505</b>
10	74	WHITBY	<b>1:01.258</b>	74	WHITBY	<b>44.459</b>	10	74	WHITBY	1:45.717	1:46.252	<b>0.535</b>
11	92	MOOK	<b>1:01.953</b>	55	TOLAND	<b>44.719</b>	11	92	MOOK	1:46.939	1:47.017	<b>0.078</b>
12	55	TOLAND	<b>1:02.734</b>	92	MOOK	<b>44.986</b>	12	55	TOLAND	1:47.453	1:47.811	<b>0.358</b>
13	26	LEE	<b>1:03.252</b>	26	LEE	<b>45.562</b>	13	26	LEE	1:48.814	1:49.327	<b>0.513</b>
14	60	GOUGH	<b>1:03.587</b>	60	GOUGH	<b>45.575</b>	14	60	GOUGH	1:49.162	1:49.162	<b>0.000</b>
15	72	HAMILTON	<b>1:04.068</b>	333	STUBBERFIELD	<b>46.361</b>	15	72	HAMILTON	1:50.454	1:50.659	<b>0.205</b>
16	333	STUBBERFIELD	<b>1:04.585</b>	72	HAMILTON	<b>46.386</b>	16	333	STUBBERFIELD	1:50.946	1:51.305	<b>0.359</b>
17	46	MARSHALL	<b>1:05.810</b>	73	TURNER	<b>46.817</b>	17	46	MARSHALL	1:53.139	1:53.139	<b>0.000</b>
18	54	HOLD	<b>1:06.027</b>	77	COLLINS	<b>47.246</b>	18	73	TURNER	1:53.545	1:53.928	<b>0.383</b>
19	77	COLLINS	<b>1:06.499</b>	46	MARSHALL	<b>47.329</b>	19	77	COLLINS	1:53.745	1:53.745	<b>0.000</b>
20	73	TURNER	<b>1:06.728</b>	54	HOLD	<b>47.720</b>	20	54	HOLD	1:53.747	1:53.912	<b>0.165</b>
21	31	FARMER	<b>1:06.914</b>	31	FARMER	<b>47.784</b>	21	31	FARMER	1:54.698	1:54.698	<b>0.000</b>
22	71	BUSHELL	<b>1:07.004</b>	71	BUSHELL	<b>47.872</b>	22	71	BUSHELL	1:54.876	1:54.876	<b>0.000</b>
23	100	PINCHES	<b>1:07.583</b>	100	PINCHES	<b>48.950</b>	23	100	PINCHES	1:56.533	1:56.851	<b>0.318</b>
24	65	TERRY	<b>1:09.229</b>	62	PATERSON	<b>49.951</b>	24	25	WIMBLE	1:59.469	1:59.551	<b>0.082</b>
25	25	WIMBLE	<b>1:09.447</b>	25	WIMBLE	<b>50.022</b>	25	65	TERRY	1:59.656	1:59.656	<b>0.000</b>
26	62	PATERSON	<b>1:10.894</b>	65	TERRY	<b>50.427</b>	26	62	PATERSON	2:00.845		



# BMCRC - MRO Championships 2022 - Rnd 5 @ Cadwell Park

## DFDS Yamaha Past Masters

### RACE 12 - STATISTICS

**Competitors Started** 26  
**Planned Start** 2022-06-26 @ 14:25:00.000  
**Actual Start** 2022-06-26 @ 14:15:40.812  
**Finish Time** 2022-06-26 @ 14:29:21.416  
**Track Length** 2.1800mi.  
**Total Laps** 189  
**Total Distance Covered** 412.0235mi.

#### Session Fastest Lap History

NO	CL	NAME	LAP TIME	TIME OF DAY	LAP	VEHICLE
75		Anthony JOHNSON	1:40.995	14:19:09.493	2	Yamaha TZR250

#### Session Leader History

NO	CL	NAME	FROM LAP	LAPS LED	DISTANCE	VEHICLE
75		Anthony JOHNSON	1	8	17.44 miles	Yamaha TZR250

#### Flag History

TYPE	TIME OF DAY
GREEN	14:15:40.812
FINISH	14:29:21.416

#### Flag Statistics

TYPE	COUNT	TOTAL LAPS	TOTAL TIME
Green	1	8	15:39.808
Red	0	0	0.000
Safety Car	0	0	0.000
FCY	0	0	0.000

# BMCRC - MRO Championships 2022 - Rnd 5 @ Cadwell Park

## DFDS Yamaha Past Masters

### RACE 12 - STATISTICS

**CLASS :**

12 Starters

#### Fastest Lap History

NO	NAME	LAP TIME	TIME OF DAY	LAP	VEHICLE
75	Anthony JOHNSON	1:40.995	14:19:09.493	2	Yamaha TZR250

#### Leader History

NO	NAME	FROM LAP	LAPS LED	DISTANCE	VEHICLE
75	Anthony JOHNSON	1	8	17.44 miles	Yamaha TZR250

# BMCRC - MRO Championships 2022 - Rnd 5 @ Cadwell Park

## DFDS Yamaha Past Masters

### RACE 12 - STATISTICS

CLASS : C

12 Starters

#### Fastest Lap History

NO	NAME	LAP TIME	TIME OF DAY	LAP	VEHICLE
92	Andrew MOOK	1:47.290	14:19:23.695	2	Yamaha TZR250
92	Andrew MOOK	1:47.017	14:28:22.399	7	Yamaha TZR250

#### Leader History

NO	NAME	FROM LAP	LAPS LED	DISTANCE	VEHICLE
92	Andrew MOOK	1	8	17.44 miles	Yamaha TZR250

# BMCRC - MRO Championships 2022 - Rnd 5 @ Cadwell Park

## DFDS Yamaha Past Masters

### RACE 12 - STATISTICS

CLASS : R

2 Starters

#### Fastest Lap History

NO	NAME	LAP TIME	TIME OF DAY	LAP	VEHICLE
77	Adam COLLINS	<b>1:57.469</b>	14:19:47.850	2	Yamaha TZR250
77	Adam COLLINS	<b>1:56.327</b>	14:21:44.178	3	Yamaha TZR250
77	Adam COLLINS	<b>1:55.156</b>	14:25:36.039	5	Yamaha TZR250
77	Adam COLLINS	<b>1:54.841</b>	14:27:30.882	6	Yamaha TZR250
77	Adam COLLINS	<b>1:53.745</b>	14:29:24.627	7	Yamaha TZR250

#### Leader History

NO	NAME	FROM LAP	LAPS LED	DISTANCE	VEHICLE
100	Michael PINCHES	1	1	2.18 miles	Yamaha TZR250
77	Adam COLLINS	2	6	13.08 miles	Yamaha TZR250